




ARKANSAS 20 25 FOOTBALL



ARKANSAS FOOTBALL MEDIA GUIDE



CREDITS

The official 2025 Arkansas Football Media Guide is published by the University of Arkansas and Learfield.

Editors: Kyle Parkinson, Associate AD/Communications; Oliver Grigg, Associate Communications Director; Hunter Corneliusen, Assistant Communications Director. Editorial Staff: Rick Thorpe, Deputy AD for External Engagement; Kevin Trainor, Sr. Associate Director for Public Relations; Jimmy Sanchez, Director of Marketing, Jeri Thorpe, Director of Licensing. Design: Learfield; Drew Schlosser, Graphic Designer; AJ Enloe, Graphic Designer; Mason Rindfleisch, Graphic Designer. Photography: Walt Beazley, Getty Images, SEC Office, University Relations, National Football Foundation, Little Rock TD Club, Gunnar Rathbun, Beth Hall, Wesley Hitt, Christina Long, Tom Ewart, Melissa Purdy, Gary Yandell, John Bunch, Erica Erck Photography, Kevin Koski, James D. Smith, Eric Alder/New England Patriots, Buffalo Bills, Dallas Cowboys, Detroit Lions, Los Angeles Chargers, Philadelphia Eagles, Seattle Seahawks.

ARKANSAS SPORTS PROPERTIES

General Manager: Justin DeLille; Associate General Manager: Todd Curtis; Senior Manager, Business Development: Sean Rochelle, Will Roth, Jacqueline Gibson, Will Whitley; Senior Coordinator, Partnership Services: Derek Ryan; Associate, Business Development: Mason Conerly; Social Content Specialist: AJ Enloe

LEARFIELD

President and CEO: Cole Gagahan

LEARFIELD PUBLISHING

Managing Editor: Jonathan Stark; Project Editors: Matt Montavon, Andrew Campbell, Seth Raborn, Jen Brown, Sheila Morrigan; Project Designer: Kristy Marques; Vice President, Publishing: Kirk Phillips; Directors: Chad Laytham, Matt Coy, Jason Crisler, Cierrinda Queen; Managers: Richard Groves, Kimberly Sanders; Vending Coordinator: Casey Castle; Senior Publication Specialist: Dan Peters; Senior Graphic Designer: Sarah Jane Snowden; Graphic Designer: Kim Hoskins



WHAT'S INSIDE

Quick Facts..... 4

COACHING STAFF

Head Coach Sam Pittman..... 8
Football Staff.....10
Support Staff.....34

MEET THE RAZORBACKS

2025 Roster.....36
Returning Players.....38
Newcomers.....72

2024 SEASON REVIEW

2024 Game Recaps.....92
2024 Statistics.....105

HISTORY

1964 National Champions.....114
National Award Winners.....116
All-Americans.....124

All-SEC.....	126
SEC Weekly Awards.....	128
All-SWC.....	129
Retired Numbers.....	130
Honors.....	132
All-Time Letterwinners.....	138
All-Time Coaching Staff.....	144
All-Time Overall Records.....	146
Season-by-Season Results.....	148
Against All Opponents.....	159
Vs. 2024 Opponents.....	160
Overtime Games.....	162
Bowl History.....	163
Bowl Records.....	164

PRO HOGS

In the NFL Draft.....	166
In the NFL.....	169
In the Super Bowl.....	173

RECORD BOOK

Individual Rushing.....	174
Individual Passing.....	178
Individual Receiving.....	181
Individual Total Offense.....	183
Individual All-Purpose.....	184
Individual Kicking.....	185
Individual Punting.....	187
Individual Returns.....	188
Individual Defense.....	190
Longest Touchdown Plays.....	191
Yearly Leaders.....	192
Team Rushing.....	198
Team Passing.....	199
Team Offense.....	200
Team Punts>Returns/Scoring.....	201
Team Miscellaneous.....	202
Team Rushing Defense.....	203
Team Passing Defense.....	204
Team Defense.....	205
Yearly Offensive Statistics.....	206

Yearly Defensive Statistics.....	207
NCAA/SEC/SWC Individual Records.....	208
SEC/SWC Team Leaders.....	209
Attendance & Opponent Records.....	210

UNIVERSITY

Media Information.....	212
Radio Affiliates.....	213
Vice Chancellor & AD Hunter Yurachek.....	214
Facilities.....	216
Head Coaches.....	222
Senior Staff.....	223
University of Arkansas.....	224
Chancellor.....	228
Board of Trustees & Faculty Athletics Representative.....	229
The SEC.....	230
SEC Championship Game.....	231
Razorback Club.....	232



QUICK FACTS

GENERAL INFORMATION

LOCATION: Fayetteville, Ark.
FOUNDED: 1871
NICKNAME: Razorbacks
ENROLLMENT: 33,610
OFFICIAL ATHLETICS WEBSITE: www.ArkansasRazorbacks.com
CHANCELLOR: Dr. Charles Robinson (Houston)
FACULTY ATHLETICS REPRESENTATIVE: Dr. Paul Adams (LSU)
CONFERENCE: Southeastern
COLORS: Cardinal (PMS 201) and White
STADIUM (CAPACITY): Donald W. Reynolds Razorback Stadium (76,000)
LOCATION: Fayetteville, Ark.
PLAYING SURFACE: Natural Grass
RECORD: 210-122-2 (.632)
STADIUM (CAPACITY): War Memorial Stadium (54,120)
LOCATION: Little Rock, Ark.
PLAYING SURFACE: Field Turf
RECORD: 154-62-4 (.709)

FOOTBALL INFORMATION

2024 OVERALL RECORD: 7-6
2024 SEC RECORD/FINISH: 3-5/T10th
HEAD COACH: Sam Pittman (6th year)
ASSISTANT HEAD COACH/SPECIAL TEAMS COORDINATOR: Scott Fountain
OFFENSIVE COORDINATOR/QUARTERBACKS: Bobby Petrino
DEFENSIVE COORDINATOR: Travis Williams
CO-DEFENSIVE COORDINATOR: Marcus Woodson
DEFENSIVE LINE: Deke Adams
WIDE RECEIVERS: Ronnie Fouch
OFFENSIVE LINE: Eric Mateos
SECONDARY: Nick Perry
RUNNING BACKS: Kolby Smith
TIGHT ENDS: Morgan Turner
DIRECTOR OF STRENGTH & CONDITIONING: Ben Sowders

LETTERWINNERS RETURNING/LOST (RETURNING STARTERS)

TOTAL: 31/50 (10 returning starters: Bale, Ball, Blackstock, Carmona, Dix Jr., Green, E. Harris, Ngo, Singletary, Sorey Jr.)
OFFENSE: 12/25 (4 returning starters: Blackstock, Carmona, Green, E. Harris)
DEFENSE: 17/23 (4 returning starters: Ball, Dix Jr., Singletary, Sorey Jr.)

FIRST YEAR OF FOOTBALL:

1894
ALL-TIME RECORD: 747-545-40 (.576 in 131 seasons)
ALL-TIME CONFERENCE RECORD: 354-354-18 (.500 in 111 seasons)
SOUTHEASTERN CONFERENCE (1992-PRESENT): 105-158-2
 (.400 in 33 seasons)

SOUTHWEST CONFERENCE (1915-91):

249-195-16 (.559 in 78 seasons)
ALL-TIME BOWL RECORD: 18-24-3 (.433)
NATIONAL CHAMPIONSHIPS: 1 - 1964 (FWAA and Helms Athletic Foundation)
CONFERENCE CHAMPIONSHIPS: 13 (SWC)

1936, 1946, 1954, 1959, 1960, 1961, 1964, 1965, 1968, 1975, 1979, 1988, 1989

SEC WESTERN DIVISION CHAMPIONSHIPS:

4 - 1995, 1998, 2002, 2006
ALL-AMERICA SELECTIONS: 64 players, 87 times
ALL-CONFERENCE SELECTIONS (FIRST TEAM ONLY): 229 players, 326 times
ALL-SEC (FIRST TEAM ONLY): 57 players, 89 times
ALL-SWC (FIRST TEAM ONLY): 172 players, 237 times
ALL-TIME NFL DRAFT PICKS: 281 (24 in first round)

2025 FOOTBALL SCHEDULE

Aug. 30	Alabama A&M	Fayetteville
Sept. 6	Arkansas State.....	Little Rock, Ark.
Sept. 13	at Ole Miss*.....	Oxford, Miss.
Sept. 20	at Memphis	Memphis, Tenn.
Sept. 27	Notre Dame	Fayetteville
Oct. 11	at Tennessee*	Knoxville, Tenn.
Oct. 18	Texas A&M*	Fayetteville
Oct. 25	Auburn*	Fayetteville
Nov. 1	Mississippi State*.....	Fayetteville
Nov. 15	at LSU*	Baton Rouge, La.
Nov. 22	at Texas*	Austin, Texas
Nov. 29	Missouri*	Fayetteville

*denotes SEC game

FOOTBALL COMMUNICATIONS

KYLE PARKINSON, ASSOCIATE AD FOR COMMUNICATIONS

Phone: 479-387-4753 (cell)

Email: kparkin@uark.edu

OLIVER GRIGG, ASSOCIATE DIRECTOR OF COMMUNICATIONS

Phone: 479-502-6577 (cell)

Email: ogrigg@uark.edu

HUNTER CORNELIUSEN, ASSISTANT DIRECTOR OF COMMUNICATIONS

Email: hc068@uark.edu

MAILING ADDRESS: Communications Office, P.O. Box 7777, Fayetteville, AR 72702

OVERNIGHT ADDRESS: Communications Office, 350 N Razorback Road, Fayetteville, AR 72701

PRESS BOX PHONE (RAZORBACK STADIUM): 479-575-6622

PRESS BOX PHONE (WAR MEMORIAL STADIUM): 501-663-0514

FOOTBALL STAFF

SAM PITTMAN (PITTSBURG STATE 1986) Head Coach

SCOTT FOUNTAIN (SAMFORD 1988) Assistant Head Coach/Special Teams Coordinator

BOBBY PETRINO (CARROLL COLLEGE 1983) Offensive Coordinator/Quarterbacks

TRAVIS WILLIAMS (AUBURN 2005) Defensive Coordinator/Linebackers

MARCUS WOODSON (OLE MISS 2003) Co-Defensive Coordinator/Secondary

DEKE ADAMS (SOUTHERN MISS 1995) Defensive Line

RONNIE FOUCH (INDIANA STATE 2012) Wide Receivers

ERIC MATEOS (SOUTHWEST BAPTIST 2011) Offensive Line

NICK PERRY (ALABAMA 2014) Secondary

KOLBY SMITH (LOUISVILLE 2006) Running Backs

MORGAN TURNER (ILLINOIS 2009) Tight Ends

BEN SOWDERS (WESTERN KENTUCKY 2008) Director of Strength & Conditioning

AURMON SATCHELL (TEXAS 2004) Sr. Associate Director of Strength & Conditioning

ZACH REED (TENNESSEE TECH 2001) Associate Director of Strength & Conditioning

COLE FORNEY (NORTHWEST MISSOURI STATE 2018) Assistant Director of Strength & Conditioning - Sports Science

TOMMY McCHESNEY (SETON HILL 2021) Assistant Director of Strength & Conditioning

BROOKS GILLARLAIN Director of Football Nutrition

PATRICK DOHERTY Football Chief of Staff

AMANDA GILPIN Director of Football Operations

TREY FITCH Football Operations Assistant

IZZY DUNN Administrative Assistant/Head Coach

DANNY WHEELER Director of Player Development

NEIL HARRELL Assistant Director of Player Development

JASDEEP GREWAL Graduate Assistant - Player Development

RYAN BRIGHT Assistant Linebackers Coach

CHRISTOPHER BROWNE Assistant Offensive Line Coach

DYLAN CRUZ Assistant Wide Receivers Coach

MILES FISHBACK Assistant Quarterbacks Coach

CHRIS WILSON Assistant Defensive Line Coach

CHE HENDRIX Assistant Defensive Backs Coach/HS Relations

CHRIS NORRIS Special Teams Analyst

ADAM DULKA Graduate Assistant - Special Teams

TYRONE HOPPER Graduate Assistant - Defensive Line

ARMANI LINTON Graduate Assistant - Defensive Backs

GAGE WHITE Graduate Assistant - Running Backs

HANNA AXENE-SORENSEN Director of Football Relations

CHARLIE WILLIAMS Director of Football Management/NFL Liaison

JOVON HUBBARD Director of Personnel

DAVID BOWEN Assistant Director of Personnel

SHAY TAYLOR Director of Recruiting

MADISYN LYONS Director of On-Campus Recruiting

VINCE BLANKENSHIP Associate Director of Sports Medicine

TAMARIA HIBBLER Associate Athletic Trainer

KYLE WINIGER Senior Assistant Athletic Trainer

PAULINA PIECH Assistant Athletic Trainer

ALLIE CHARLESON Assistant Athletic Trainer

DALTON WITHROW Director of Football Equipment Operations

DANIEL BEAVERS Assistant Football Equipment Manager

BRETT WARD Graduate Assistant - Equipment

JACOB TEPP Director of Football Video

IAN BREWER Assistant Director of Football Video

TREVIN BEAVER Video Assistant

ELIZA VANDEWALLE Director of Creative Media

JOSH MINDEMANN Sr. Graphic Designer

SULLIVAN ORTEGA Creative Media



HEAD COACH SAM PITTMAN

Sam Pittman enters his sixth season as the Head Coach of the Arkansas Razorbacks and is coming off his third straight bowl victory, making him the only Arkansas coach in program history to win each of his first three bowl games. Pittman's sixth season atop the program matches the tenure of Ken Hatfield as only five coaches have served longer as the Head Hog over the program's 130 seasons.

After inheriting a program that had won eight total games and just one Southeastern Conference game in the previous three seasons, Pittman's Razorbacks have won 30 games in his five seasons at the helm. Pittman has navigated the Hogs through the pandemic-shortened 2020 season that featured 10 SEC games, while leading the Razorbacks from a 4-20 record in the two seasons prior to his arrival to being ranked in the Top 20 after just 12 games as the head coach to eventually the Top 10 in consecutive seasons.

Pittman's fifth Arkansas team qualified for a bowl game for the fourth time under his leadership in 2024 and made him the first Arkansas coach in program history to win each of his first three bowl games with a 39-26 triumph over Texas Tech in the AutoZone Liberty Bowl to put the finishing touches on a 7-6 campaign.

The offense was the headliner for the Razorbacks in 2024 with a revamped system led by first-year offensive coordinator and former Hogs head coach Bobby Petrino. First-year quarterback Taylen Green was impressive after transferring from Boise State, leading the offense to 5,973 total yards - fourth-most in a single season in program history. Arkansas' 459.5 yards per game ranked 10th in the FBS and second in the SEC. The offense's assault on the record book included rushing touchdowns (T-2nd, 34), total offense per game (4th, 459.5), passing first downs (4th, 150), passing yards (5th, 3,571) and passing yards per game (5th, 274.7). Green was exceptional, finishing the season with 3,756 total yards and just 40 yards shy of breaking Ryan Mallett's school record. Green became the fifth Arkansas quarterback to eclipse 3,000 yards passing and the first since 2016. Wide receiver Andrew Armstrong also etched his name in the Arkansas record book with one of the best seasons ever by a Razorback pass catcher. Armstrong led the SEC in receptions (78), receiving yards (1,140) and receiving yards per game (103.6) as the only player in the league to average over 100 receiving yards per game. His 78 receptions, 1,140 receiving yards and five 100-yard games all rank second all-time at Arkansas in a single season.

Armstrong led a quartet of Hogs to earn All-SEC honors from the league's coaches with Fernando Carmona, Landon Jackson and Xavian Sorey Jr. all earning recognition. Running back JaQuinden Jackson picked up All-SEC honors from the Associated Press after rushing for 15 touchdowns.

A pair of Hogs were called in the third round of the NFL Draft when Isaac TeSlaa (70th overall) and Landon Jackson (72nd overall) were selected by Detroit and Buffalo, respectively. The selection of TeSlaa and Jackson ran the Hogs' streak to 30 consecutive Drafts with a Razorback being drafted, the 11th-longest streak in the nation. TeSlaa became the highest selected Arkansas wide receiver since Treyton Burks went in the first round in 2022. Jackson's selection in the third round made him the highest drafted Arkansas defensive lineman since Jamaal Anderson was the eighth overall selection in 2007.

The Arkansas defense made huge improvements in 2023, improving in nearly every defensive category. The impact of first-year defensive coordinator Travis Williams along with first-year co-defensive coordinator Marcus Woodson was evident as the defense posted its best total yards against in a decade, allowing 357.2 yards for an improvement of over 100 yards per game from the previous season. The team's pass defense clamped down on opponents allowing just 202.8 yards per game to finish fourth in the league and post the best season total at Arkansas since 2011. The defense was also good at finding the end zone, leading the nation in defensive touchdowns by taking five of the team's 17 turnovers to the



house. Defensive end Landon Jackson earned First-Team All-SEC honors from the league's coaches after leading the Hogs in tackles for loss (13.5) and sacks (6.5). Defensive back Hudson Clark was named a First-Team Academic All-American with his stellar academic standing that saw him named a semifinalist for the Campbell Trophy to go with 51 tackles, 4.5 tackles for loss and an interception.

Quarterback KJ Jefferson rewrote the career record book for a quarterback at Arkansas, setting new career marks for passing yards (7,911), passing touchdowns (67), completions (626), total yards (9,787), touchdown responsibility (88) and total plays (1,485). He became just the second player in school history to be named a team captain for a third season and first since Herbert Fishback captained three of the program's first four teams from 1895-97. Transfer offensive lineman Josh Braun picked up Second-Team All-SEC accolades from the Associated Press. The Hogs also earned praise from the league's coaches for special teams with kicker Cam Little picking up a first-team recognition and punter Max Fletcher a second-team nod.

Two Razorbacks heard their name called in the NFL Draft when the Jacksonville Jaguars made Cam Little the youngest kicker ever selected in the Draft when they tabbed him in the sixth round. Five picks later, Beaux Limmer was picked by the Los Angeles Rams to make it 13 of the last 14 NFL Drafts to have at least one Hog called.

The 2022 season ended in Memphis, Tenn. with a thrilling triple overtime 55-53 victory over Kansas in the AutoZone Liberty Bowl to clinch Pittman's second bowl game and give the Razorbacks seven wins. The Liberty Bowl victory was emblematic of the entire season that saw numerous key players miss time with injuries, six starters missed the bowl game for various reasons.

Arkansas opened the season ranked 19th nationally, claiming a spot in the Associated Press Top 25 preseason poll for the first time since 2015. A victory over No. 23 Cincinnati in the season opener vaulted the Hogs back into the Top 10, marking back-to-back seasons in the Top 10 for the first time since reaching it three straight seasons 2010-12.

Linebacker Bumper Pool became the school's all-time leading tackler late in the season. His 92 tackles in his final season pushed him past long time record holder Tony Bua with 441 tackles. Pool earned All-SEC honors for the third consecutive season, earning a second-team nod from the league's coaches. Overall, 13 Hogs earned various postseason accolades led by unanimous All-American Drew Sanders. Sanders was phenomenal in his lone season on The Hill leading the team 103 tackles, 13.5 tackles for loss and 9.5 sacks to earn All-America honors from the AP (first team), American Football Coaches Association (second), Football Writers Association of America (second), The Sporting News (second) and Walter Camp Football Foundation (second). He also became the first Razorback in history to be named a finalist for the Butkus Award. Ricky Stromberg became the fourth Hog to win the Jacobs Blocking Trophy, given annually to the SEC's top offensive lineman. Stromberg was an honorable mention All-American according to Pro Football Focus and also a unanimous First-Team All-SEC pick. Beaux Limmer was tabbed a Third-Team All-American by PFF and freshman linebacker Chris Paul Jr. was named a Freshman All-American by College Football News and The Athletic.

Sanders was joined by Stromberg as third round draft picks in the NFL Draft in April. Sanders was selected by Denver with Stromberg going to Washington to extend Arkansas' streak of at least one player being selected to 28 straight drafts.

Pittman's staff once again delivered on the recruiting trail, landing a Top 20 class according to Rivals for the first time since 2019 and the best since 2009. The transfer portal also proved to be productive for the staff with 247Sports ranking the transfer class as the No. 11 class in the nation.

Pittman pushed the program back onto the national scene in 2021. The Razorbacks won nine games, including an Outback Bowl victory over Penn State, for the program's most wins in a decade. Arkansas finished the season ranked No. 21 in the Associated Press Poll and No. 20 in the USA Today Coaches' Poll, ending the season ranked for the first time since 2011.

The Hogs started the 2021 season 4-0 and rose to No. 8 in the Associated Press poll early in the season - the team's highest



HEAD COACH SAM PITTMAN

ranking since 2011 - and later set a program first by being ranked in consecutive College Football Playoff rankings after the Razorbacks beat No. 17 Mississippi State. For the first time in history, the Hogs also captured all three of the program's trophy games, beating No. 7 Texas A&M in the Southwest Classic, winning at LSU to recapture the Golden Boot and topping Missouri in the season finale to earn the Battle Line Rivalry trophy. Pittman and the Razorbacks entered the postseason with eight wins - the most regular season victories at Arkansas since 2011 - before adding a fourth trophy to the case with a 24-10 win over the Nittany Lions in Tampa, Fla. at the Outback Bowl.

Grant Morgan became the first Razorback in history to win the Burlsworth Trophy - given annually to the nation's best player who started his career as a walk-on - and just the 16th Hog ever to earn Walter Camp Football Foundation All-America honors. Earlier that spring, Treyton Burks became the first Arkansas player to be selected in the first round of the NFL Draft since 2018 when Pittman protégé Frank Ragnow was taken 20th overall. Burks went 16th overall to Tennessee after being named a First-Team All-SEC wide receiver. Montaric Brown earned All-SEC first team honors this past season before being selected by the Jacksonville Jaguars. Burks and Brown were joined by John Ridgeway (Dallas Cowboys) to give Arkansas their most players selected in the NFL Draft since 2019.

Under the first-year head coach in 2020, Arkansas compiled a 3-7 record against an ultra-challenging SEC-only schedule in a season marred by the COVID-19 pandemic. In week two, the Razorbacks defeated No. 16 Mississippi State on the road, 21-14, snapping a 20-game SEC losing streak and claiming their first win against a ranked team since November 2016. Pittman oversaw immediate change on both sides of the ball with the offense averaging 51 more total yards per game and the defense forcing seven more interceptions than the 2019 team. Linebacker Grant Morgan earned Walter Camp second-team All-America honors, becoming the 16th Razorback in program history to earn the nod from the nation's oldest All-America team. Pittman guided the Razorbacks to their 43rd all-time bowl berth, becoming the fifth coach in school history to lead the team to a bowl in his first season and first since Houston Nutt in 1998 (Florida Citrus Bowl). The 2020 Texas Bowl, however, was canceled due to COVID-19 issues within TCU's program.

Before his return to Fayetteville, Pittman spent four seasons on staff at Georgia, including the 2019 season when he served as associate head coach and offensive line coach for the Bulldogs. He arrived in Athens in 2016 as the offensive line coach as part of Kirby Smart's first staff. In his four seasons with the Bulldogs, Pittman helped Georgia to unprecedented success including three-straight Southeastern Conference Eastern Division titles. Pittman's linemen paved the way for the Bulldogs' rushing attack in 2019 led by D'Andre Swift, who finished fourth in the league with 1,216 yards just ahead of Arkansas' Rakeem Boyd (1,133). Andrew Thomas, Isaiah Wilson and Solomon Kindley led the way up front on Pittman's o-line and later heard their names called in the NFL Draft with Thomas and Wilson going in the first round.

The 2017 Bulldogs were a special team, winning 13 games, the SEC championship and making the school's first-ever College Football Playoff appearance - a win over Oklahoma in the Rose Bowl. Georgia's offense that year was the best in the SEC and ninth nationally in rushing, led by Nick Chubb and Sony Michel. During his four seasons in Athens, he was part of a staff that produced four Top 10 recruiting classes, including the nation's No. 1 class in 2018.

An original member of Bret Bielema's staff at Arkansas in 2013, Pittman helped build the Razorbacks' offensive line into one of the league's best. He quickly made an impact, helping Travis Swanson earn first-team All-America honors and Rimington Trophy finalist honors in 2013. His first two offensive lines at Arkansas led the SEC in sacks allowed per game and his offensive line in 2014 paved the way for two



1,000-yard rushers in Jonathan Williams and Alex Collins. The unit averaged 328.4 pounds per player, making it the largest offensive line in the FBS and NFL that season.

In Pittman's final year in Fayetteville his offensive line contributed to an offense that finished second in the SEC in total offense (456.8 ypg), second in scoring (40.2 ppg) and third in passing offense (264.2 ypg). During his tenure with the Razorbacks, Pittman mentored some of the best offensive linemen at Arkansas in recent memory, including Swanson, Sebastian Tretola, Dan Skipper and Frank Ragnow.

The Oklahoma native has coached at seven different Power 5 schools during his 33 years of collegiate coaching, including Oklahoma, Missouri, Kansas, North Carolina and Tennessee. With a wealth of experience, Pittman is widely regarded as one of the nation's best offensive line coaches. He has coached 36 players that have been selected in the NFL Draft during his career, including first round picks Treyton Burks (18th in 2022), Andrew Thomas (4th in 2020), Isaiah Wilson (29th in 2020), Ragnow (20th in 2018), Isaiah Wynn (23rd overall in 2018), Ja'Wuan James (19th overall in 2014) and Jonathan Cooper (7th overall in 2013).

Overall, Pittman has coached seven offensive linemen that were selected in the first round of the NFL Draft, including Stocker McDougle (20th overall in 2000). Swanson also became the highest drafted Razorback center in school history at the time when he was picked 76th overall in 2014. Pittman's coaching career began in 1987 as the head coach at Princeton (Mo.) HS. He coached at Hutchinson (Kan.) CC for three seasons, including the final two as the head coach,

before getting his first FBS opportunity as Northern Illinois' offensive line coach in 1994. He later returned to NIU to help the Huskies to a pair of division championships and two bowl games and was the first assistant head coach in program history. While in DeKalb, Pittman's offensive line paved the way for Garrett Wolfe and Michael Turner, two standout running backs. Wolfe led the nation rushing for 1,928 yards in 2006, while Turner finished second in the nation as a senior at Northern Illinois in 2003 with 1,648 yards.

Pittman got his first experience in the SEC in 2012 when he joined the staff at Tennessee.

Pittman played defensive end at Pittsburg State, where he was a first-team NAIA All-American and twice earned all-conference recognition. He graduated with a bachelor's degree in education in 1986 and was inducted into the PSU Athletics Hall of Fame in 1998. As a senior at Grove High School, Pittman won the state Class 3A shot put title.

He and his wife, Jamie, reside in Fayetteville.

THE PITTMAN FILE

BIRTHDATE: Nov. 28, 1961

BIRTHPLACE: El Reno, Okla.

HIGH SCHOOL: Grove HS - Grove, Okla.

COLLEGE: Pittsburg State (Kan.), 1986 B.S. Education

FAMILY: Wife - Jamie



FOOTBALL STAFF



SCOTT FOUNTAIN

Assistant Head Coach/
Special Teams
Coordinator

Scott Fountain is in his sixth season as the Razorbacks' assistant head coach and special teams coordinator having worked under Head Coach Sam Pittman since his arrival in 2020.

Fountain's special teams units featured several new faces in 2024 with the Razorbacks replacing the team's kicker, punter and long snapper. The Hogs held steady with kickers Matthew Shipley and Kyle Ramsey combining to make 17-of-24 (70.8%) field goals on the season, including 3-for-3 from 50+ yards, to match the tenth-most field goals made in a single season in school history. Shipley was good on 10 of his 12 field goal attempts (83.3%) to equal the fifth-best season by an Arkansas kicker with his 55-yard boot vs. Ole Miss cracking the program's all-time top 10 longest field goals. Shipley put his name in the record books the week prior with 16 points – third-most in a single game in program history – in the win at Mississippi State. Devin Bale took over the team's punting duties and proved to be one of the better punters in the Southeastern Conference, averaging 45.2 yards per punt. Bale would have ranked fifth in the league and in the top 15 nationally if he had punted enough to qualify. That average would have also been good enough for sixth on the Arkansas all-time list. He averaged over 50 yards per punt for three consecutive games during the season, including 57.3 yards per punt in the win over No. 4 Tennessee to rank fifth for a single game in Arkansas history. Ashton Ngo won the snapping job during camp and was flawless in his first season handling all long snapping duties, adding a pair of tackles during the season.

The Hogs' special teams placed three specialists on All-SEC teams in 2023 led by Cam Little, who was named first-team as a kickoff specialist thanks to leading the league with an 85.5% touchback rate. Punter Max Fletcher earned second-team honors and return specialist Isaiah Sategna was voted to the Freshman All-SEC squad. Fletcher was impressive in his second year, averaging 46.9 yards per punt with 23 boots of 50+ yards and 19 downed inside the 20-yard line. Fletcher's 46.9 yard per punt average is the second-best in a single season in Arkansas history with his 2,770 total yards checking in at eighth-most for a single season. He also recorded two of the best games by a punter in Razorback history, averaging 54.7 yards per punt vs. Texas A&M for the seventh-best average in a game by a Hog and 53.9 yards per punt at Alabama to place 10th on the single-game records. Sategna made it three straight seasons for an Arkansas punt returner to take a punt back for a score when he raced 88 yards to the end zone vs. BYU. His 88-yard is the fourth-longest punt return for a touchdown in school history. He also put his name in the record book that night with 169 total return yards – third-most in a single game by a Razorback. His 680 total return yards rank sixth in a single season in school history.

Fountain's work with Little transformed him into a sixth-round NFL Draft pick (Jacksonville) and the youngest kicker to ever be selected following a legendary career as a Hog. The Moore, Okla. native joined the program's lengthy list of elite kickers, leaving Arkansas with his name all over the record book. He is the most accurate field goal kicker in school history having made 82.8% of his kicks in his career, including two of the best five single seasons ever by a Razorback. Little sits inside the top 10 of every career kicking category in school history, including field goal attempts (64 – 6th), field goals made (53 – 13rd), field goal percentage (.828 – 1st), PAT attempts (129 – 5th), PATs made (129 – 3rd) and points in kick scoring (288 – 2nd). He also added his name to the list of longest field goals in program history with a 56-yard kick (7th longest) at Ole Miss followed by a 54-yarder (8th longest) at Alabama the following week. Little left Arkansas ranked second all-time with seven field goals of 50+ yards after connecting on four in 2023, including the 56-yarder against the Rebels that was the longest by a Razorback since 1988.

Arkansas' special teams were steady once again under the watchful eye of Fountain in 2022. Three specialists picked up postseason honors with kickoff specialist Jake Bates earning First-Team All-SEC accolades from the league's coaches. Kicker Cam Little being named to the SEC Community Service Team and freshman long snapper Eli Stein earning Freshman All-SEC status. Bates was a weapon for the Razorbacks in his lone season, recording 64 touchbacks on his 75 kickoffs for a nation-best 85.3%. Little produced a solid sophomore season, leading the team with 89 points thanks to 13-of-16 on field goals and a perfect 50-for-50 on PATs. Little continued to add his name to the Arkansas record book by moving into the all-time top 10 in field goals made (33 – 9th), PAT attempts (96 – 8th), PATs made (96 – 8th) and kick scoring (195 – 10th). In just two seasons, Little has two of the top 10 kick scoring seasons in program history with his 106 points in 2021 ranking third and his 89 points from 2022 placing him 10th.

In the return game, Bryce Stephens made it two years in a row for the Hogs with a punt return for a touchdown when he took a punt 82 yards to the house to ignite a comeback win over Missouri State in the

third game of the season. Stephens' 105 return yards against the Bears put him eighth all-time in a single game in school history. Punter Reid Bauer moved into the career top 10 in punts with 179 in his career to rank sixth on the all-time school list with his 7,519 yards ranking him sixth all time at Arkansas. Bauer's 78-yard boot at Auburn matched the 10th-longest punt in school history.

Fountain's work on Arkansas' special teams started to take shape during the 2021 season. Freshman kicker Cam Little was an immediate difference maker for the Razorbacks, earning Freshman All-America and SEC All-Freshman honors. Little made 20 of his 24 field goals (.833) and all 46 of his PATs to lead Arkansas in scoring with 106 points. His 20 made field goals matched Todd Wright's total from 1989 for the third-most in a single season by a Razorback. Little also matched the third-most field goals in a game by a Razorback with four in a win over Texas and booted a walk-off winner at LSU in overtime.

Long snapper Jordan Silver was an unsung hero for the Hogs, earning Third-Team All-SEC honors from Phil Steele and being invited to the Reese's Senior Bowl, East-West Shrine Bowl and NFLPA Collegiate Bowl. Punter Reid Bauer saw improvement from 2020, averaging 43.3 yards per punt, including 23 fair catches and 14 punts of 50+ yards. Bauer made a name for himself on the national level as the team's holder, winning the Peter Mortell Holder of the Year Award. He twice pulled off fake field goals, hitting Blake Kern for a touchdown at Alabama and running 23 yards for a first down in the win at LSU. Punt returner Nathan Parodi became the first Razorback to return a punt for a touchdown since 2011 when he took a punt back for a score against UAPB at War Memorial Stadium. Parodi's 114 punt return yards in the win are the seventh-most in program history.

In his first year in Fayetteville, the Razorbacks received steady play from long snapper Jordan Silver, who graded out as one of the top long snappers in the SEC. Arkansas' kickers combined to go 8-for-12 on field goals while the team's punters averaged 42.1 yards per punt. De'Von Warren averaged 20 yards per kickoff return before suffering a season-ending injury at Florida.

Fountain came to Arkansas after spending 2019 at Georgia in the same role. The Bulldogs saw immediate success with Fountain at the controls, led by kicker and Lou Groza Award winner Rodrigo Blankenship. The first-team All-SEC kicker capped an impressive career at UGA going 27-for-33 (81.8%) on field goals and making all 46 extra points as the Bulldogs won the 2020 Allstate Sugar Bowl. Blankenship was also a weapon on kickoffs allowing just 14 returns all season. Punter Jake Camarda improved in 2019 as well, upping his average to 46.8 yards per punt to rank sixth nationally.

In 2018, Georgia had two of the SEC's top special teams players in return man Mecole Hardman and Blankenship. Hardman led the SEC in punt return average (20.1), was fifth in kick return average (25.2) and was named to the ESPN.com All-America first team.

A Lou Groza semifinalist, Blankenship earned second team All-SEC honors after finishing fifth in the SEC in scoring by kickers (8.7 points per game) and booted his school record 154th consecutive PAT. He also posted 82 kickoff touchbacks (season record) extending his school career record to 170.

As a team, the Bulldogs were first in the SEC in punt return yards (366) and punt return average (16.6; seventh nationally) and tied for first in punt return touchdowns (2).

Fountain also contributed to the Bulldogs' emergence on special teams in 2017. Hardman averaged 25.3 yards per kick return, ranking second in the SEC and 21st nationally. Georgia's special teams unit also held opponents to 5.9 yards per punt return and 19.5 yards per kick return. Those numbers were all reduced from a year prior, as opponents averaged 6.1 yards per punt return, 23.8 yards per kick return and notched two 95-yard kickoff returns versus the Bulldogs in 2016.

Additionally, Blankenship hit on 20 of his 23 field goal attempts, including a 55-yarder in the 2018 Rose Bowl vs. Oklahoma and a 51-yarder in overtime of the national championship game. He made all 63 of his PAT attempts, kicked 67 touchbacks (a Georgia season record at the time and third nationally) and was named a semifinalist for the 2017 Lou Groza Award. Punter Cameron Nizialek averaged 45.0 yards per punt to rank ninth nationally and was named a semi-finalist for the 2017 Ray Guy Award.

Fountain joined Georgia's full time, on-field staff, in 2018, after filling the same position at Mississippi State during the offseason. Fountain was the special teams analyst at Georgia during the 2017 season.

Before joining Georgia's staff, Fountain had spent the previous eight years as a member of the football program at Auburn, the first four as the Tigers' player personnel director and the latter four coaching tight ends and special teams. From 2014-16, Fountain coached kicker Daniel Carlson, a three-time Lou Groza Award finalist.

Fountain, a part of three SEC championship teams, led Auburn's administrative and recruiting efforts from 2009-12. He followed Gene Chizik to Auburn after spending two seasons (2007-08) on Chizik's staff at Iowa State as tight ends coach and recruiting coordinator.



Fountain has coached in four national championship games (1997, 2010, 2013, 2017) since beginning his collegiate coaching career at Florida State (1994-96) as an offensive graduate assistant. He then spent seven seasons as an offensive line coach and recruiting coordinator at Central Florida. Before his eight-year stint at Auburn, Fountain also included coaching stops at Middle Tennessee (2004-05), Georgia Southern (2006) and Iowa State (2007-08).

He began his coaching career in high school, making four stops in Alabama, including Flomaton HS (1988) and W.S. Neal HS (1989), his alma mater. He became a head coach for the first time at Frisco City HS (1990-92) and made his final high school stop at Monroe County (1993).

Fountain earned a bachelor's degree in physical education from Samford in 1988 and a master's degree in educational leadership from Florida State in 1998.

He is married to the former Rosie Hidalgo, and the couple has four sons: Brookes, Hunter, Tanner and Skyler.

THE FOUNTAIN FILE

- BIRTHDATE:** February 28, 1966
- BIRTHPLACE:** Brewton, Alabama
- HIGH SCHOOL:** W.S. Neal High School – Brewton, Ala.
- COLLEGE:** Samford, 1988 B.S. Physical Education; Florida State, 1998 M.A. Educational Leadership
- FAMILY:** Wife, the former Rosie Hidalgo; Sons – Brookes, Hunter, Tanner and Skyler

COACHING EXPERIENCE

- 1988 Flomaton (Ala.) HS (Assistant Coach)
- 1989 W.S. Neal (Ala.) HS (Assistant Coach)
- 1990-92 Frisco City (Ala.) HS (Head Coach)
- 1993 Monroe County (Ala.) HS (Head Coach)
- 1994-96 Florida State (Offensive Graduate Assistant)
- 1997-03 Central Florida (Offensive Line/Recruiting Coordinator)
- 2004-05 Middle Tennessee State (Offensive Line)
- 2006 Georgia Southern (Offensive Line)
- 2007-08 Iowa State (Tight Ends/Recruiting Coordinator)
- 2009-12 Auburn (Player Personnel Director)
- 2013-16 Auburn (Tight Ends/Special Teams)
- 2017 Georgia (Special Teams Analyst)
- 2018 Mississippi State (Special Teams Coordinator)
- 2019 Georgia (Special Teams Coordinator)
- 2020-pres. Arkansas (Assistant Head Coach/Special Teams Coordinator)



FOOTBALL STAFF



BOBBY PETRINO

Offensive Coordinator/
Quarterbacks

Arkansas Head Coach Sam Pittman hired Bobby Petrino to be the Razorbacks' next offensive coordinator in November 2023.

Petrino, Arkansas' head coach from 2008-11, is widely regarded as one of the nation's elite offensive minds over the last 40 years of his coaching career. He has served as offensive coordinator for seven different collegiate programs.

Under Petrino's guidance, Arkansas put up some of the greatest single-season offensive numbers in program history in 2024. The Hogs' 5,973 yards of total offense is the fourth-best single-season mark in program history. Arkansas also ranked in the top five in the program single-season record books in rushing touchdowns (T-2nd, 34), total offense per game (4th, 459.5), passing first downs (4th, 150), passing yards (5th, 3,571) and passing yards per game (5th, 274.7). Petrino coordinated the Razorbacks to top 20 performances nationally in multiple categories including total offense (10th, 459.5), passing offense (18th, 274.7), passing yards per completion (10th, 14.00) and first downs (17th, 314). Arkansas also registered two top 10 all-time single-game total offense performances with 687 yards of total offense against UAPB for the third-most yards in a single game in program history and 673 total yards of offense in a win at Mississippi State, which ranks seventh on the list. In the win over UAPB, the Hogs' offense went a perfect 10-for-10 scoring touchdowns on all 10 possessions in the season opener. Quarterback Taylen Green concluded the 2024 campaign with 3,756 (602 rushing, 3,154 passing, 23 TD) yards of total offense, good for second-most in a single season in program history behind only QB Ryan Mallett's school-record mark of 3,795 (-74 rushing, 3,869 passing, 36 TD) in 2010 while becoming one of only five quarterbacks in program history to throw for 3,000-plus yards in a season.

Arkansas also had a 1,000-yard receiver in wide receiver Andrew Armstrong who registered a team-high 78 receptions for 1,140 yards and a touchdown during the 2024 campaign, becoming the first Razorback pass catcher to earn First-Team All-SEC honors from the Associated Press since Treyton Burks in 2021 and became just the sixth Arkansas wide receiver to do so since entering the league in 1992. Armstrong and Isaac TeSlaa both found their way to NFL rosters with Armstrong signing with Miami and TeSlaa becoming the first drafted Arkansas wide receiver since 2022 when he was selected in the third round by Detroit.

Prior to Arkansas, Petrino was the Offensive Coordinator at Texas A&M in 2024. With the Aggies, Petrino's offense averaged 34.2 points per game (25th in FBS, 5th in SEC) while averaging 403.8 yards per game despite losing starting quarterbacks Conner Weigman and Max Johnson to injury during the season. In his lone season with the Aggies, Petrino's offense helped lead the program back to bowl eligibility marking the 18th time in his career to help a team to the postseason.

In his 14 seasons as a head coach at five different stops, including Louisville (2003-06, 2014-18), the NFL's Atlanta Falcons (2007), Arkansas (2008-11), Western Kentucky (2013) and most recently at FCS level Missouri State (2020-22), Petrino has compiled a record of 119-56.

As the head coach of the Razorbacks, he led the program to a 34-17 mark in four seasons with bowl berths in the 2010 Liberty Bowl, 2011 Sugar Bowl and 2012 Cotton Bowl. The Hogs went 10-3 in 2010 with the program's only BCS Bowl appearance at the Sugar Bowl before finishing ranked 12th in the AP Poll. Arkansas' 2011 team was even better, finishing 11-2 with a Cotton Bowl victory over Kansas State to end the year ranked 5th in



the AP poll. The team's 11 victories are the most by an Arkansas team and the team's final ranking in the Top 5 are the best since Lou Holtz's 1977 squad finished 11-1 and ranked 3rd in the final AP Poll.

In his first stint at Louisville, Petrino was 41-9 during those four seasons. His 2004 team led the nation in total offense (539.0 ypg) and scoring offense (49.8 ppg) while posting 50+ points in seven games and setting a NCAA record by scoring 55+ points in five straight games en route to an 11-1 record and an appearance in the Gator bowl.

Petrino's resume also has NFL coaching experience, having served as the Falcons head coach in 2007 and as an offensive coordinator with the Jacksonville Jaguars (2001), while also working with the Jaguars' quarterbacks (1999-2001).

At the collegiate level, Petrino has worked with quarterbacks, wide receivers and tight ends, while also coordinating offenses for Idaho (1990-91), Arizona State (1992-93), Nevada (1994), Utah State (1995-97), Louisville (1998) and Auburn (2002). He helped the Auburn Tigers to a 9-4 record and a 5-3 mark in the SEC, finishing No. 14 in the Associated Press Poll in 2002. Petrino worked with quarterback Jake Plummer at ASU before Plummer went on to a successful NFL career. At Nevada, Petrino had the nation's No. 2 passing and total offensive unit. As the offensive coordinator with the Utah State Aggies in 1996, Petrino set school records for total offense (468.5) and passing yards (317.5). His 1998 Louisville offense led the FBS in scoring and total offense.

The longtime coach has also produced elite, next level talent during his career, coaching 2016 Heisman Trophy winner and current Baltimore Ravens quarterback Lamar Jackson while at Louisville. With the Hogs, he tutored two of the best quarterbacks in school history in the late Ryan Mallett and Tyler Wilson. He also coached a trio of national award winners in Joe Adams (2011 Johnny "The Jet" Rodgers Award), DJ Williams (2010 Mackey Award and Disney Spirit Award) and Jonathan Luigs (2007 Rimington Trophy). Arkansas' top three wide receivers - Cobi Hamilton, Jarius Wright and Joe Adams - on the all-time receptions list all played under Petrino with Wright still holding the receiving yards school record with 2,934 yards.

Petrino is the son of legendary Carroll College coach Bob Petrino Sr. The younger Petrino began his coaching career as a graduate assistant in 1983 for his father in Helena, Montana. After one season with Weber State as a graduate assistant,

Petrino returned to coordinate the offense for Carroll College from 1985-86 - his first offensive coordinator job.

The younger Petrino played for his father at Carroll, twice earning NAIA All-America honors and helping lead the squad to three straight conference championships. He was named the league's MVP in 1981 and 1982. He also played four years of basketball at Carroll while earning his degree in physical education with a minor in mathematics in 1983.

Petrino and his wife, Becky, have four children: Kelsey, Nick, Bobby and Katie, along with eight grandchildren.

THE PETRINO FILE

BIRTHDATE: March 10, 1961

HOMETOWN: Lewiston, Mont.

COLLEGE: Carroll College, 1983 BA, Physical Education

FAMILY: Wife, Becky; Daughters - Kelsey and Katie; Sons - Nick and Bobby

COACHING EXPERIENCE

1983 Carroll College (Graduate Assistant)

1984 Weber State (Graduate Assistant)

1985-86 Carroll College (Offensive Coordinator)

1987-88 Weber State (WRs/TEs)

1989 Idaho (QBs)

1990-91 Idaho (Offensive Coordinator)

1992-93 Arizona State (QBs)

1994 Nevada (Offensive Coordinator/QBs)

1995-97 Utah State (Offensive Coordinator)

1998 Louisville (Offensive Coordinator)

1999-00 Jacksonville Jaguars (QBs)

2001 Jacksonville Jaguars (Offensive Coordinator)

2002 Auburn (Offensive Coordinator)

2003-06 Louisville (Head Coach)

2007 Atlanta Falcons (Head Coach)

2008-11 Arkansas (Head Coach)

2013 Western Kentucky (Head Coach)

2014-18 Louisville (Head Coach)

2020-22 Missouri State (Head Coach)

2023 Texas A&M (Offensive Coordinator)

2024-pres. Arkansas (Offensive Coordinator)



FOOTBALL STAFF



TRAVIS WILLIAMS

Defensive
Coordinator

Travis Williams was named the Razorbacks' defensive coordinator in December 2022.

Williams brings defensive coordinator experience and a wealth of Southeastern Conference knowledge to The Hill, having played at Auburn and later as the Tigers' co-defensive coordinator. On the field, he starred as a two-time All-SEC linebacker – including first-team honors in 2004 – leading the Tigers in tackles during their undefeated season in 2004.

During his second season in Fayetteville, Williams engineered an Arkansas defense that recorded the Razorbacks' first shutout since Oct. 20, 2018, during a season-opening win over UABP in addition to limiting Tennessee to a season-low 14 points during a 19-14 victory over the fourth-ranked Volunteers on Oct. 5. Other highlights included forcing five turnovers during a 24-14 win at Williams' alma mater Auburn (Sept. 21) and a 58-25 triumph at Mississippi State (Oct. 26). Williams' defensive unit also shutout opposing offenses during the first half of five games. The Razorbacks ranked in the top half of the SEC and 34th nationally in rushing defense (129.2 yards per game). Arkansas also ranked in the top 40 nationally in third-down conversion percentage defense with a mark of .359. Defensive lineman Landon Jackson led the Hogs with 6.5 sacks while tying for the team lead in tackles for loss (9.5) and totaling a career-high 49 tackles to go along with nine quarterback hurries, three pass breakups, a fumble recovery, and a forced fumble on his way to earning Second-Team All-SEC honors before being selected in the third round by Buffalo in the NFL Draft.

Williams' first defense at Arkansas was statistically one of the program's best in a decade. The Hogs allowed only 357.2 yards per game, the lowest average per game since 2014 when the Arkansas defense surrendered only 323.4 yards per game. The difference was nearly a full yard per play improvement in 2023 compared to the 2022 season – 5.67 ypp in 2023 compared to 6.46 ypp in 2022. The 2023 squad improved in nearly every defensive category from 2022 but made huge strides in pass defense. The Razorbacks ranked fourth in the SEC in passing yards allowed per game with 202.8 yards, the program's best effort since 2011 when they allowed 195.2 yards per game. Arkansas' 12 interceptions ranked third in the league and the team's four pick-sixes matched five other teams to lead all of FBS. The Hogs' defense scored five total touchdowns on the season, including Jaylon Braxton's fumble return for a score in the win at Florida. The defense gave up just 18.8 first downs per game, the fewest by an Arkansas defense since 2014.

Williams work with the team's linebackers was noticeable as the team's top two tacklers were linebackers – Jaheim Thomas (90) and Chris Paul Jr. (74). True freshman Brad Spence quickly earned playing time in his first season, starting the team's second game of the season vs. Kent State. Spence returned an interception 85 yards in his first collegiate game vs. Western Carolina before finishing the season with 16 tackles, 1.5 tackles for loss and a fumble recovery in 11 games. Defensive end Landon Jackson was an anchor on the team's front, leading the team with career-highs in sacks (6.5) and tackles for loss (13.5) on his way to earning first-team All-SEC honors the league's coaches. Braxton earned Freshman All-SEC accolades for his first campaign thanks to a team-high eight pass breakups to go with one interception and 20 tackles.

Prior to leading the Hogs' defense, he spent two seasons calling the defense at UCF as the Knights' defensive

coordinator and linebackers coach. The Knights showed progress in each of his two seasons, improving this season to a Top 40 scoring defense in the FBS by allowing 23.2 points per game. The defense helped UCF reach the American Athletic Conference championship game, a 9-4 record and a berth in the Military Bowl by allowing 382.6 yards per game and producing the fifth-best red zone defense in the country.

Senior linebacker Jason Johnson led the way with 119 tackles – second-most in the league and 19th nationally – to earn first-team All-American Athletic Conference honors. Williams molded Johnson in his lone season in Orlando from an FCS All-American at Eastern Illinois to one of the nation's leading tacklers at the FBS level. The Knights' defense featured three All-AAC first teamers with Johnson joined by defensive linemen Ricky Barber and Tre'Mon Morris-Brash, who ranked fourth in the league with 13.0 tackles for loss.

Williams' first defense in Orlando finished the season strong in 2021, helping the Knights win six of their final seven games with defense giving up just 11.8 points per game in the six victories. The defense ended the season ranked seventh nationally in pass efficiency defense (110.7) and 26th in tackles for loss (6.8/game).

Linebacker Tatum Bethune averaged 9.0 tackles per game to rank second in the conference and 24th in the FBS. His work on the field made him a first-team All-American Athletic Conference selection by Pro Football Network, second team by Pro Football Focus and honorable mention by the league's coaches. Williams' defense also featured All-AAC performers defensive lineman Big Kat Bryant (first team) and safety Divaad Wilson (second team). PFF also tabbed safety Quadric Bullard (second team), cornerbacks Davonte Brown and Corey Thornton and Wilson (all third team).

Williams' initial UCF defense moved up 97 spots in the NCAA team pass efficiency defense rankings compared to 2020, 86 spots in passing yards allowed (89.1 fewer per game in 2021) and 70 in total defense (122.5 fewer yards allowed per game in 2021).

At Auburn, Williams served as co-defensive coordinator alongside Kevin Steele while also working as the Tigers' linebackers coach and recruiting coordinator. He helped his alma mater finish in the Top 20 in the nation in scoring defense in four of his last five seasons (2016-20) on The Plains. As the linebackers coach, Auburn allowed just 54 rushing touchdowns combined to rank fifth nationally during those five seasons – including just eight in 2016 and nine in 2018.

Williams also mentored All-Southeastern Conference linebackers in three consecutive seasons – K.J. Britt in 2019, Deshaun Davis in 2018 and Tre Williams in 2017. Linebacker Zakoby McClain led the SEC in tackles with 113 during the pandemic-shortened season of 2020.

Auburn's 2019 defense ranked eighth nationally in both red zone and third down defense, allowing just 19.5 points per game against a schedule that featured six opponents that went on to win 11 games that season.

The Tigers ranked 14th nationally in scoring defense (19.2/game) in 2018 allowing only nine rushing touchdowns while returning three interceptions for scores. The squad's 38 sacks ranked 16th nationally and the 96 tackles for loss were the ninth-most in the nation.

Auburn won the SEC West in 2017 led by a defense that ranked 14th nationally in total defense (319.4/game) and 11th in scoring defense (18.5/game). The Tigers yielded just 4.67 yards per play, eighth-best nationally.

In 2016 the Tigers' red zone defense ranked 11th in the FBS and the team's total defense (361.9/game) ranking 28th to move up 43 spots over the previous season. The defense held eight consecutive opponents without a rushing TD, the longest season streak at Auburn since 1957.



On the field at Auburn, he led the Tigers in tackles (80) as a junior during the team's 2004 undefeated season. As a senior, his 68 tackles were second on the team. He won the Pat Dye Leadership Award on defense in each of his last two seasons (2004, 2005). He played two seasons in the NFL for the Atlanta Falcons (2006-07) before beginning his coaching career.

Williams began his coaching career as a graduate assistant at Auburn before landing his first full-time coaching job as the linebackers coach at Northern Iowa in 2012. He spent one year as the defensive coordinator at Creekside (Ga.) High School before returning to Auburn in 2014 as a defensive analyst.

He was promoted to an on-field role for the Tigers prior to the 2016 season as the team's linebackers coach. He earned the co-defensive coordinator title in 2019 and then added recruiting coordinator duties in 2020.

Williams earned his bachelor's degree in criminology and criminal justice from Auburn in 2005 and later received a master's degree in adult education from Auburn in 2011.

A native of Columbia, S.C., Williams and his wife Jeanine, also an Auburn graduate, have three daughters: Tru, Reign and Brave.

THE WILLIAMS FILE

BIRTHDATE: Jan. 20, 1983

HOMETOWN: Columbia, S.C.

COLLEGE: Auburn, 2005 B.S. Criminology and Criminal Justice; 2011 M.S. Adult Education

FAMILY: Wife – Jeanine; Daughters – Tru, Reign, Brave

COACHING EXPERIENCE

2009-11 Auburn (Graduate Assistant)

2012 Northern Iowa (Linebackers)

2013 Creekside (Ga.) HS (Defensive Coordinator)

2014-15 Auburn (Defensive Analyst)

2016-18 Auburn (Linebackers)

2019-20 Auburn (Co-Defensive Coordinator/
Linebackers)

2021 Miami (Linebackers)

2021-22 UCF (Defensive Coordinator)

2023-pres. Arkansas (Defensive Coordinator)

PLAYING EXPERIENCE

2001-05 Auburn



FOOTBALL STAFF



MARCUS WOODSON

Co-Defensive Coordinator

Marcus Woodson enters his third year as the Razorbacks' co-defensive coordinator.

Under Woodson's guidance, the Razorbacks' defense opened up the 2024 campaign by registering the first shutout for Arkansas since 2018 courtesy of a 70-0 thumping of UAPB. During the victory, Arkansas limited UAPB to just 123 passing yards on 23 attempts. Woodson's unit also had big performances in road wins at Auburn (Sept. 21) and Mississippi State (Oct. 26). During a 24-14 win over the Tigers, the Hogs' secondary intercepted a season-high four passes while tying a season-high with six pass breakups. Arkansas picked off a pair of passes and registered four pass breakups in a 58-25 victory over the Bulldogs in Starkville. The Razorbacks' 32-point margin of victory was the largest in an SEC game since 2012.

The Arkansas defense underwent a massive improvement in Woodson's first season helped by the development of the Hogs' secondary. Woodson teamed up with secondary coach Deron Wilson to help post the best Arkansas pass defense since 2011 allowing 202.8 yards per game - ranking 31st in FBS for an improvement of 99 spots nationally compared to the 2022 season. The defense as a whole recorded the fewest yards allowed per game in a decade, giving up 357.2 yards per game. Woodson's secondary also contributed to the Hogs' national-leading five defensive touchdowns with Jaylon Braxton and Alfahiym Walcott both finding the end zone.

Braxton's development during his freshman season was impressive, earning six starts in his nine games played and leading the team with eight pass breakups before being named Freshman All-SEC by the league's coaches. Dwight McGlothorn and Walcott each picked off three passes to lead the team with safety Jayden Johnson finishing third on the team with 62 tackles. Woodson's work with Hudson Clark showed his versatility and creativity with Clark moving all over the secondary playing every position in the back end. Clark contributed 51 tackles and a career-best 4.5 tackles for loss on his way to being named a First-Team Academic All-American.

Woodson joined the Arkansas staff after spending three seasons at Florida State as the Seminoles' defensive backs coach and defensive passing game coordinator. His secondary helped lead the Noles to a 10-win campaign in 2022 capped by a Cheez-It Bowl victory. Florida State's secondary was one of the nation's best, helping the FSU defense rank fourth in the FBS allowing 165.4 yards per game to lead the Atlantic Coast Conference.

Woodson helped mold safety Jammie Robinson into a two-time, first-team All-ACC performer. In 2022, Robinson led Florida State in tackles with 99, including five tackles for loss. He led the Noles in tackles in 2021 with 84 to go along with an ACC-best four interceptions.

Robinson joined Woodson's group of defensive backs to be selected in the NFL Draft as a fifth round selection by Carolina in 2023. Woodson had seven DBs picked over four NFL Drafts, including 2020 first-round selection Noah Igbinoghene. Igbinoghene was the 30th overall pick by the Miami Dolphins after Woodson coached him through a transition from wide receiver to defensive back upon his arrival at Auburn in 2018.

Florida State had eight different defenders grab at least one interception and forced 20 total takeaways in 2021. FSU picked off at least one pass in eight straight games to end the season, the longest active streak in America entering the

2022 season and tied for the longest streak in the country at any point during the 2021 season.

During the 2020 season, Florida State's defensive backfield was responsible for 10 takeaways and added four forced fumbles. Woodson helped continue the development of first-team All-ACC selection Asante Samuel Jr. into one of the nation's premiere defensive backs. Samuel finished the season leading all active ACC defenders with 29 career pass breakups before being selected in the second-round of the NFL Draft pick by the Los Angeles Chargers. In records dating back to 2000, he was only the second FBS defender to grab three interceptions and have two fumble recoveries in his team's first four games of a season. Samuel also became the first FSU defender since 2016 with at least one takeaway in four straight games and only the third Seminole since 2000 with three interceptions and two fumble recoveries in a season.

Prior to Florida State, Woodson helped Auburn win 17 games in two seasons (2018-19) while working alongside Arkansas' new defensive coordinator Travis Williams. In 2019 with Woods as the defensive backs coach and Williams serving as co-defensive coordinator, the Tigers won nine games and advanced to the Outback Bowl behind a defense that ranked eighth nationally in third-down defense and red zone defense, allowing conversions on just 29.9% of third-down attempts and 71.8% of red zone trips. Safety Jeremiah Dinson earned second-team All-SEC honors after posting averaging 7.3 tackles per game to go along with a pair of interceptions

The Tigers returned three interceptions for touchdowns in 2018, the ninth-highest total in the nation, and ranked 14th in the country in scoring defense by allowing 19.2 points per game. Auburn's nine rushing touchdowns allowed were the second-lowest total in the SEC and tied for the fifth-lowest total in the FBS. The defense's 38 sacks were good for 16th nationally with the team's 96 tackles for loss coming in at No. 20. The Tigers' defense capped the season with a 63-14 victory over Purdue, the fewest points allowed in a Music City Bowl since 2009.

Woodson headed to The Plains after two seasons at Memphis coaching the Tigers' defensive backs. Memphis won 18 games over the two seasons, forcing a combined 60 takeaways, the second-highest total in the nation during that span. The Tigers picked off 32 passes in Woodson's two seasons and were one of only six teams in the country to record at least 16 interceptions in both 2016 and 2017.

In 2017, Woodson coached T.J. Carter to Freshman All-America honors from ESPN and USA Today. Carter also was the American Athletic Conference Rookie of the Year after breaking Memphis' freshman record with five interceptions. In only his second collegiate game, Carter ended a fourth-quarter UCLA drive in the red zone with an interception of Josh Rosen to help secure Memphis' 48-45 victory.

Prior to joining the Memphis staff, Woodson coached defensive backs at Fresno State for two seasons (2014-15). He helped lead the Bulldogs to the 2014 Mountain West Conference Championship Game and a berth in the Hawai'i Bowl. Safety Derron Smith earned first-team All-Mountain West Conference accolades before being drafted by the Cincinnati Bengals in the sixth round of the 2015 NFL Draft. The 2015 Bulldogs' 11 fumble recoveries to rank second in the conference and 20th nationally.

From 2009-13, Woodson coached defensive backs and was the recruiting coordinator at Charleston Southern, tutoring five all-conference defensive backs. He also added defensive passing game coordinator duties for the 2012 and 2013 seasons. Charleston Southern finished the 2013 season with a school-record 10 wins and were ranked No. 22 in the final FCS poll.

Woodson began his coaching career at Millsaps College in Jackson, Miss., where he was the defensive backs coach (2005-08). The Majors won three consecutive SCAC



championships, including an 11-1 record and No. 12 final ranking in 2008. Woodson coached four all-conference defensive backs while at Millsaps.

Woodson played safety at Ole Miss, starting for two seasons before his playing career was cut short by an injury prior to his senior season. The Rebels advanced to four bowl games, including the Cotton Bowl, the Music City Bowl and two trips to the Independence Bowl during his career. He went to Ole Miss after helping lead Moss Point High School to two Mississippi state titles.

A native of Moss Point, Miss., Woodson earned his bachelor's degree in political science with an emphasis in criminal justice from Ole Miss in 2003 and was selected for the Senior Leadership Unity Council.

Woodson and his wife, Chastity, who holds a bachelor's degree from Loyola University New Orleans and a master's degree from Howard University, have two sons, Carter and Bryce.

THE WOODSON FILE

COLLEGE: Ole Miss, 2003 B.S. Political Science
FAMILY: Wife - Chastity; Sons - Carter and Bryce

COACHING EXPERIENCE

- 2005-08 Millsaps College (Defensive Backs)
- 2009-11 Charleston Southern (Defensive Backs/ Recruiting Coordinator)
- 2012-13 Charleston Southern (Defensive Backs/ Defensive Passing Game Coordinator/Recruiting Coordinator)
- 2014-15 Fresno State (Defensive Backs)
- 2016-17 Memphis (Defensive Backs)
- 2018 Auburn (Defensive Backs)
- 2019 Auburn (Defensive Backs/Recruiting Coordinator)
- 2020-22 Florida State (Defensive Backs/Defensive Passing Game Coordinator)
- 2023-pres. Arkansas (co-Defensive Coordinator)

PLAYING EXPERIENCE

- 2001-05 Auburn



FOOTBALL STAFF



DEKE ADAMS

Defensive Line

Deke Adams has been a steady force for the Razorbacks' defensive line as he enters his fourth season on The Hill.

In 2024, Arkansas was among the top half of the SEC in rushing defense while ranking in the top 40 nationally. The Razorbacks also ranked in the top 40 nationally in third-down conversion percentage defense with a mark of .359. Adams tutored defensive lineman Landon Jackson, who led the Razorbacks with 6.5 sacks while tying for the team-lead in tackles for loss with (9.5) while totaling a career-high 49 tackles to go along with nine quarterback hurries, three pass breakups, a fumble recovery and a forced fumble on his way to earning Second-Team All-SEC honors. Jackson became the highest drafted Arkansas defensive lineman since 2007 when he was selected by Buffalo in the third round.

Under Adams' tutelage, Landon Jackson blossomed into one of the nation's best pass rushers in 2023. Jackson entered his junior season with 3.5 career tackles for loss and three sacks before earning First-Team All-SEC recognition from the league's coaches and second-team honors from the Associated Press after leading Arkansas in tackles for loss (13.5) and sacks (6.5) while racking up 44 total tackles. Jackson's 13.5 tackles for loss ranked sixth in the SEC and his 6.5 sacks were good for 12th. Cam Ball's emergence provided a spark up front with the sophomore starting six of his 11 games played. Ball made 32 tackles with 1.5 tackles for loss. Transfer Trajan Jeffcoat made an immediate impact as a team captain with 8.5 tackles for loss and four sacks.

The defensive line helped the Hogs give up only 357.2 yards per game, the lowest average per game since 2014 when the Arkansas defense surrendered only 323.4 yards per game. The difference was nearly a full yard per play improvement in 2023 compared to the 2022 season - 5.67 ypp in 2023 compared to 6.46 ypp in 2022.

Adams' first defensive line at Arkansas helped the defense break the school record for sacks with 42 in 2022. The Razorbacks' defensive line provided 22 of the team's 42 sacks led by Jordan Domineck's 7.5 sacks in his lone year with the program. The depth of the defensive line proved to be a plus with seven different linemen contributing at least one sack. The development of upperclassmen Zach Williams (4.5 sacks), Eric Gregory (2.0 sacks) and Jashaud Stewart (2.0 sacks) combined with Adams' work with transfers like Domineck, Landon Jackson (3.0 sacks) and Terry Hampton (2.0 sacks) with the emergence of Cam Ball, transformed the defensive line in just one year. Williams set career-bests in tackles, tackles for loss and sacks while Jackson flashed dominance from the defensive end spot.

Adams joined the Hogs with a wealth of coaching experience having coached at numerous levels over 20+ years after starring at linebacker at Southern Miss as a player in the 1990s. The Mississippi native heads to The Hill after spending the 2021 season at Florida International. In his lone season with the Panthers, Adams turned sophomore defensive tackle into an All-Conference USA Honorable Mention performer with 53 tackles, including three sacks and six tackles for loss.

Adams is no stranger to the SEC having coached at Ole Miss (2020), Mississippi State (2019) and South Carolina (2013-15). At South Carolina under Head Coach Steve Spurrier, he helped the Gamecocks to a pair of bowl wins while coaching 2014 NFL No. 1 pick Jadeveon Clowney. Adams' front also

featured defensive tackle Kelcy Quarles, who earned first-team All-SEC and All-America honors along with Clowney. Quarles and Clowney became the first South Carolina duo since 1984 to earn All-America status in the same season.

Adams has helped develop six NFL draft selections, including a pair of first round picks. During his first stop at North Carolina, he coached All-American defensive tackle Sylvester Williams in 2012. Williams was selected 28th overall by the Denver Broncos in the 2013 NFL Draft. The Tar Heels ranked third in the ACC that season with 97 tackles for loss with Adams' group responsible for 40 of them. Williams and Kareem Martin were one of the ACC's most dominant defensive line duos, combining for 29 TFLs. Martin ranked third in the conference with 15.5 and Williams finished sixth with 13.5.

Before his first stop at North Carolina, Adams spent three seasons (2009-11) at his alma mater Southern Miss as defensive line coach for Head Coach Larry Fedora. Among the players he developed were first-team All-Conference USA defensive end Cordarro Law and second-round 2013 NFL Draft pick Jamie Collins. During his first season back in Hattiesburg, he coached a young group that helped the Golden Eagles finish the season ranked 18th nationally in sacks and 24th in tackles for loss after finishing 93rd and 68th, respectively, in those two categories the previous season.

In 2011, Adams' helped the Golden Eagles to the Conference USA championship and a 12-win season capped by a Hawaii Bowl victory over Nevada. His front four allowed led the effort to allow only 112.6 rushing yards per game and rank 22nd nationally.

Prior to Southern Miss, he coached linebackers at Louisiana-Monroe while also serving as the coordinator of player development. He spent the 2006 and 2007 seasons at FCS level North Carolina A&T. Adams was elevated to interim defensive coordinator during his first season at North Carolina A&T after two games before earning the job on a permanent basis headed into the 2007 season. He coached the Aggies' defensive line in 2006 and took over the linebackers in 2007 in addition to his coordinator duties the following season.

Adams also knows his way around the Natural State having spent four years at Ouachita Baptist (2002-05) coordinating the defense and coaching the defensive line in his last season.

He coached in the junior college ranks at Pearl River (Miss.) Community College from 1998-2002, serving as the linebackers coach during his first three seasons before being named co-defensive coordinator and secondary coach in addition to his role as recruiting coordinator in 2001.

Adams began his coaching career in 1997 as the defensive line coach at FCS level Jacksonville (Ala.) State.

A three-year letterman at Southern Miss, Adams played a key role as part of the Golden Eagles' "Nasty Bunch" defense as a linebacker. He wrapped up his collegiate career in 1994 with 76 tackles, five tackles for loss, one sack and one interception.

In the classroom, he was a four-year member of the Dean's List. He earned his bachelor's degree in psychology and sports administration in 1995 before picking up a master's degree in 1996 from Southern Miss.

Adams is married to the former Alexis Hall, a member of the 1,000-point club and four-year letterwinner for the Southern Miss women's basketball team. The couple has two boys, Jordan and Jordyn - who was a first round MLB Draft pick by the Los Angeles Angels of Anaheim in 2018.



THE ADAMS FILE

BIRTHDATE: January 20, 1972
BIRTHPLACE: Meridian, Miss.
HIGH SCHOOL: Meridian HS
COLLEGE: Southern Miss, 1995 B.S. Psychology and Sport Administration; 1996 M.S.
FAMILY: Wife - Alexis; Sons - Jaylen and Jordyn

COACHING EXPERIENCE

1997 Jacksonville State (Defensive Line)
1998-2000 Pearl River CC (Linebackers)
2001-02 Pearl River CC (Co-Defensive Coordinator/ Secondary)
2002-04 Ouachita Baptist (Defensive Line)
2005 Ouachita Baptist (Defensive Coordinator/ Defensive Line)
2006 North Carolina A&T (Defensive Coordinator/ Defensive Line)
2007 North Carolina A&T (Defensive Coordinator/ Linebackers)
2008 Louisiana-Monroe (Linebackers/Player Development)
2009-11 Southern Miss (Defensive Line)
2012 North Carolina (Defensive Line)
2013-15 South Carolina (Defensive Line)
2016 East Carolina (Defensive Line)
2017-18 North Carolina (Defensive Line)
2019 Mississippi State (Defensive Line)
2020 Florida International (Defensive Line)
2022-pres. Arkansas (Defensive Line)

PLAYING EXPERIENCE

1991-94 Southern Miss



FOOTBALL STAFF



RONNIE FOUCH

Wide Receivers

Ronnie Fouch coaches the Arkansas wide receivers after joining the program in 2024.

In his first season, Fouch helped transform Andrew Armstrong into one of the best receivers in the Southeastern Conference. Armstrong led the SEC in receptions (78), receiving yards (1,140) and receiving yards per game (103.6) as the only player in the league to average more than 100 receiving yards per game. He earned First-Team All-SEC honors from the Associated Press for one of the best seasons by a wide receiver in school history. His 78 receptions, 1,140 receiving yards and five 100-yard games all rank second all-time at Arkansas. Isaac TeSlaa accounted for 545 yards and three scores in his final season at Arkansas, capping his career as a Hog with 107 yards in the win over Texas Tech in the AutoZone Liberty Bowl. Armstrong and TeSlaa both earned invites to the NFL Combine with TeSlaa also garnering an invitation to the Reese's Senior Bowl. TeSlaa became the first Arkansas wide receiver since 2022 to hear his name called during the draft when the Detroit Lions picked him with the 70th overall selection in the third round. Armstrong quickly signed a deal with the Miami Dolphins following the draft.

The Arkansas offense finished 10th in the nation in yards per game averaging 459.5 yards per game and 11th nationally in yards per play with 6.58 yards per play, both good for fourth-best in a single season in program history. Arkansas eclipsed 600 total yards of offense in a school record three games with 687 yards vs. UAPB, 648 at Oklahoma State and 673 at Mississippi State. The Razorbacks' passing game also posted one of the better seasons in program history with 3,571 yards with an average of 274.7 yards per game – both ranking fifth in a single season at Arkansas. The Hogs' 255 completions rank fourth in the school record books.

Prior to Arkansas, Fouch was the co-offensive coordinator, running backs coach and recruiting coordinator at Missouri State.

The 2023 Bears were led in rushing for the second straight season by Kansas State transfer Jacardia Wright, who ran for a team-best 696 yards on 147 carries to go along with six touchdowns. Wright was one of seven Bears named All-Missouri Valley Conference, earning second-team honors after finishing fifth in the league in rushing yards per game (69.6 ypg) and fifth in all-purpose yards per game (96.7 ypg). Alongside offensive coordinator Nick Petrino, Fouch helped lead one of the best offenses in the Football Championship Subdivision with the Bears ranking in the top 10 nationally in multiple categories. Along with Wright, the offense featured First-Team All-America wide receiver Raylen Sharpe and Freshman All-America wide receiver Jmariyae Robinson and offensive lineman Cash Hudson.

Arkansas marks the third stop in Fouch's career that he has worked with offensive coordinator Bobby Petrino. Fouch worked under Petrino at Louisville for three seasons as an offensive quality control analyst and was part of Petrino's staff at Missouri State, serving as the Bears co-special teams coordinator and running backs coach.

In 2022, Fouch quickly molded Wright into one of the best running backs in the MVC. Wright earned All-Newcomer Team status in the league after rushing for 711 yards and nine touchdowns on 156 carries. He was the Bears' first player to go over 700 yards rushing since 2014 and finished in the top 10 of seven different categories in the Valley. Fouch also served as the Bears' special teams coordinator with his



special teams unit led by All-America punter Grant Burkett and All-MVFC selections in kicker Jose Pizano, long snapper Caden Bolz and returner Montrae Braswell.

After sharing the league title during the 2020-21 season, the Bears earned a FCS Playoff berth for the first time in over 30 years thanks to a vastly improved running game in Fouch's first season in Springfield, Mo. Freshman Celdon Manning earned All-MVFC honorable mention honors and was selected for the league's All-Newcomer Team after helping the Bears to 111.6 yards per game on the ground – an improvement of nearly 40 yards per game from the previous season.

In between Louisville and Missouri State, Fouch spent the spring of 2019 coaching the quarterbacks for the Salt Lake Stallions in the Alliance of American Football. With the Stallions, Fouch coached former Arkansas QB Austin Allen, who served as the team's backup that season. Fouch returned to the college ranks in the fall of 2019 as the tight ends coach at Florida Tech. The Panthers' offense finished fourth in the Gulf South Conference, averaging 395.2 yards per game.

In three seasons at Louisville, Fouch worked with the Cardinals' quarterbacks and special teams while assisting in recruiting. During his time working with the Cardinals' QBs, he helped develop Lamar Jackson into the 2016 Heisman Trophy winner and a first-round pick in the NFL Draft in 2018. Fouch got his start in coaching at Georgia State, where he spent two seasons as a graduate assistant for the Panthers.

Fouch played quarterback at Washington for three seasons, starting eight games in 2008, before transferring to Indiana State. With the Sycamores, he started 22 games over two seasons (2010-11) throwing for 4,316 yards and 38 touchdowns.

He married his wife, the former Jenifer Abreu, in 2023. The couple has one son, Kainoa.

THE FOUCH FILE

BIRTHDATE: May 30, 1989

HOMETOWN: Redlands, Calif.

COLLEGE: Indiana State, 2012 BA, Criminology

FAMILY: Wife, Jenifer Abreu; Son - Kainoa

COACHING EXPERIENCE

2013-14 Georgia State (Graduate Assistant)

2015-18 Louisville (Offensive Quality Control)

2019 Salt Lake Stallions (Quarterbacks)

2019 Florida Tech (Tight Ends)

2020-22 Missouri State (co-Special Teams Coordinator/RBs)

2023 Missouri State (co-Offensive Coordinator/RBs/ Recruiting Coordinator)

2024-pres. Arkansas (Wide Receivers)



FOOTBALL STAFF

ERIC MATEOS

Offensive Line

Eric Mateos leads the Razorbacks' offensive line and enters his second season as the Arkansas offensive line coach in 2025.

The Hogs' offensive overhaul in 2024 was impressive as the offense improved in nearly every statistic compared to 2023. Mateos' contribution to that overhaul was evident up front led by San Jose State transfer and left tackle Fernando Carmona, who earned All-SEC third team from the league's coaches. Carmona started all 13 games for Arkansas, earning SEC Offensive Lineman of the Week twice during the season to make him the first Hog O-lineman to earn the honor twice in a season since Ricky Stromberg in 2022.

Mateos' recruiting work yielded three transfer starters, in addition to Carmona, Addison Nichols and Keyshawn Blackstock both started multiple games. Mateos also developed E'Marion Harris into a valuable piece of the line with the redshirt sophomore starting the first six games at left guard before starting the final seven games at right tackle. Redshirt sophomore Brooks Edmonson and true freshman Kobe Branham also benefitted from working with Mateos with both earning starting assignments in the AutoZone Liberty Bowl victory over Texas Tech that saw the Arkansas offense rack up 559 total yards, including a program bowl record 341 passing yards.

For the season, the Razorbacks' offense finished 10th in the nation in yards per game averaging 459.5 yards per game and 11th nationally in yards per play with 6.58 yards per play, both good for fourth-best in a single season in program history. Arkansas eclipsed 600 total yards of offense in a school record three games with 687 yards vs. UAPB, 648 at Oklahoma State and 673 at Mississippi State. Mateos' offensive line paved the way for 34 rushing touchdowns - second-most in school history - while averaging 184.8 yards per game. Running back Ja'Quinden Jackson received a Second-Team All-SEC nod from the Associated Press after rushing for 15 scores and a team-high 790 yards.

Mateos returned to Fayetteville after coaching the offensive line at Baylor for three seasons. Mateos served as now Head Coach Sam Pittman's graduate assistant for the Hogs from 2013-15 while Pittman was the team's offensive line coach.

At Baylor, Mateos was named to Dave Campbell Texas Football's 40 under 40 list, honoring the top 40 assistant coaches in the state of Texas under the age of 40. Since 2014, Mateos has coached 13 NFL players including eight draft picks. BYU's Brady Christensen is the most recent after being selected in the third round of the 2021 NFL Draft by the Carolina Panthers.

Mateos' 2022 veteran offensive line protected for one of the best offenses in Baylor history with the team's 34 rushing touchdowns ranking seventh in school history and the team's total offense of 5,380 yards ranking 10th. Baylor averaged 182.4 yards per game rushing to go along with 231.5 yards per game passing. Mateos' line also protected QB Blake Shapen, allowing him to be sacked only 22 times in 13 games. Center Jacob Gall and left tackle Connor Galvin each earned honorable mention All-America honors from Phil Steele with Gall picking up Best Offensive Lineman in Texas from Dave Campbell's Texas Football. Guard Grant Miller earned first-team All-Big 12 from Pro Football Network and second-team honors from the Associated Press and Phil Steele.

In 2021, Mateos' first offensive line paved the way for the best rushing attack in the Big 12 and 10th-best in the FBS running for



219.3 yards per game. The line also protected the QB at an elite level, giving up just 1.29 sacks per game to rank second in the league. The men up front were also a semifinalist for the Joe Moore Award, given annually to the nation's best offensive line.

Galvin was named the Big 12's Offensive Lineman of the Year and first-team All-Big 12 as well as first-team All-America by The Athletic and third-team All-America by the Associated Press. Gall was also named second-team All-America by the FWA, second-team All-Big 12 (AP) and All-Big 12 Honorable Mention Team (Coaches). Xavier Newman-Johnson was the third member of the offensive line unit to be recognized as an All-Big 12 Honorable Mention performer.

Prior to his time at Baylor, Mateos spent two seasons (2019-20) at BYU. His second line for the Cougars was impressive in 2020 as the Cougs finished 11-1, led by an offense that finished the season in the Top 15 in 10 different statistical categories, including third in points per game (43.5), seventh in total offense (522.2 ypg) and eighth in passing yards (332.1 ypg). Christensen anchored an offensive line that allowed just 12 sacks in 12 games and paved the way for 34 rushing TDs, fourth-most in the nation. BYU scored 40+ points in nine of 12 games that season, including a 49-23 win over UCF in the Boca Raton Bowl.

Christensen received 10 All-America honors overall finishing the 2020 season as the highest-graded offensive tackle in the country by Pro Football Focus with a 96.0 rating, earning grades above 95.0 as both a pass-blocker and run-blocker. He allowed just three pressures across 372 regular-season pass-blocking snaps.

In 2019, the Cougars finished 7-6 with a Hawaii Bowl berth. Under Mateos' guidance, Christensen and center James Empey earned All-Independent honors from Phil Steele. During the team's final five regular-season games BYU boasted the nation's No. 8 offense (520.6 ypg), No. 13 passing offense (323.0 ypg) and No. 34 rushing offense (197.6 ypg). The Cougars earned the season with 505 yards of total offense in the Hawai'i Bowl, including 274 through the air and 231 on the ground. The offensive line finished the season ranked No. 12 overall as a unit by Pro Football Focus.

Mateos spent two seasons (2017-18) as the offensive line coach at Texas State where he had an All-Sun Belt performer in each of his two years. Prior to his stint with the Bobcats,

Mateos served as the tight ends at LSU in 2016 after starting the season as an offensive line graduate assistant under Baylor offensive coordinator Jeff Grimes. Mateos was tabbed to lead the tight ends coach by Ed Orgeron midway through the 2016 season and helped lead the Tigers to a victory over Louisville in the Citrus Bowl.

He began his coaching career as an assistant offensive line coach at Southwest Baptist in 2011 before serving a one-year stint in 2012 as the offensive line coach and recruiting coordinator at Hutchinson Community College.

A two-year starter at Southwest Baptist, Mateos was the starting center and team captain during the 2009 and 2010 seasons. He earned his bachelor's degree in public relations at Southwest Baptist in 2011 and a master's degree from Arkansas in 2015.

Mateos is married to the former Gillian Chavez and the couple have two daughters, Isabel and Camila.

THE MATEOS FILE

BIRTHDATE: June 29, 1989

HOMETOWN: Overland Park, Kan.

HIGH SCHOOL: Shawnee Mission South HS

COLLEGE: Southwest Baptist, 2011 B.S. Public

Relations; Arkansas, 2015 M.A. Human Resources and Development

FAMILY: Wife - Gillian; Daughters - Isabel and Camila

COACHING EXPERIENCE

2011 Southwest Baptist (Assistant OL)

2012 Hutchinson CC (OL/Recruiting Coordinator)

2013-15 Arkansas (Graduate Assistant)

2016 LSU (Graduate Assistant/TEs)

2017-18 Texas State (Offensive Line)

2019-20 BYU (Offensive Line)

2021-23 Baylor (Offensive Line)

2024-pres. Arkansas (Offensive Line)

PLAYING EXPERIENCE

2009-10 Southwest Baptist



FOOTBALL STAFF



**NICK
PERRY**

Secondary

Nick Perry joins Arkansas as the Razorbacks' secondary coach.

Perry spent the 2024 season with the Seattle Seahawks as a defensive assistant. Prior to his time in Seattle, Perry worked three seasons for the Atlanta Falcons as the team's assistant wide receivers coach in 2023 and two years as an assistant defensive backs coach (2021-22).

In Seattle, Perry's work with the secondary helped the Seahawks produce one of the better pass defenses in the NFL ranking ninth in the league in yards per attempt (6.9) and 12th in both passing yards allowed (3,930) and interceptions (13). Safety Julian Love led the team with 109 tackles while second-year cornerback Devon Witherspoon continued to develop, making 98 stops to go with one sack and nine pass breakups on his way to being named to the Pro Bowl. Love also picked off three passes to match safety Coby Bryant and cornerback Riq Woolen for the team lead.

Under Perry's tutelage in 2022, Atlanta safeties Richie Grant (122) and Jaylenn Hawkins (82) both set single-season career highs for total tackles. Grant added seven pass breakups to go with three tackles for loss, two interceptions, one forced fumble, one fumble recovery and one blocked punt. Hawkins ended the year with six pass breakups, two interceptions, one forced fumble, one fumble recovery and a touchdown. Rookie cornerback Dee Alford finished his first season with 25 total tackles, one interception and seven pass breakups.

Perry's work with Falcons' cornerback A.J. Terrell helped him earn second-team All-Pro from the Associated Press in 2021. Terrell limited opponents to 29 receptions for a paltry 200 yards on 66 targets. When targeted, Terrell held opposing passers to a 47.5 passer rating according to Pro Football Focus, marking the lowest passer rating by a cornerback that played at least 50 percent of coverage snaps that season.

In his lone season as an assistant wide receivers coach with the Falcons in 2023, Perry helped continue the growth of



second-year receiver Drake London, who led the team in receiving yards with 905 yards. London caught 69 passes and improved his yards and yards per game (56.6) from his rookie season.

Perry began his coaching career back at his alma mater, Alabama, as a graduate assistant in 2017 before being promoted to an analyst role. As a member of the coaching staff, the Crimson Tide made three College Football Playoff appearances winning the national championship in 2017 and 2020. He worked with numerous future pros with the Tide including Trevon Diggs, Patrick Surtain II and Minkah Fitzpatrick.

The Prattville, Ala. native helped the Tide to back-to-back national championships in 2011-12 as a key member of the team's secondary. He later spent time with the Baltimore Ravens and Philadelphia Eagles before beginning his coaching career.

He and his wife, Ari, have one daughter, Mila Navy.

THE PERRY FILE

BIRTHDATE: Dec. 7, 1991

HOMETOWN: Prattville, Ala.

COLLEGE: Alabama, 2014 B.S. Business Management

FAMILY: Wife – Ari; Daughter – Mila Navy

COACHING EXPERIENCE

2017-18 Alabama (Graduate Assistant)

2019-20 Alabama (Defensive Analyst)

2021-22 Atlanta Falcons (Assistant Secondary)

2023 Atlanta Falcons (Assistant Wide Receivers)

2024 Seattle Seahawks (Defensive Assistant)

PLAYING EXPERIENCE

2010-14 Alabama

2015 Baltimore Ravens

2016 Philadelphia Eagles



FOOTBALL STAFF



KOLBY SMITH

Running Backs

Former NFL running back and NFL assistant coach Kolby Smith is in his second year on The Hill as the Razorbacks' running backs coach.

Following a four-year career in the NFL as a running back, Smith began his coaching career as a graduate assistant for the Razorbacks in 2012 before joining Bobby Petrino's staff at Western Kentucky as the Hilltoppers' running backs coach in 2013. He followed Petrino to Louisville the following year, where he coached the Cardinals' running backs for five seasons. Smith's relationship with Petrino dates back to Smith's college days as a running back at Louisville for Petrino (2003-06) during Petrino's first stint leading the Cardinals.

The Razorbacks produced one of the best offenses in the nation and in school history in Smith's first season in 2024. The Hogs ranked 10th nationally in total offense with 459.5 yards per game – fourth-best in a single season in school history. The team came up one rushing touchdown shy of matching the school record for rushing touchdowns with 34 scores, led by running back Ja'Quinden Jackson's 15 TDs. Jackson's 15 scores on the ground were the most by an Arkansas running back since Alex Collins set the school record with 20 in 2015. Jackson also led the team in rushing with 790 yards, including three consecutive 100-yard games to start the season, despite playing in only 10 games in his lone season at Arkansas on his way to earning All-SEC second-team honors from the Associated Press. The Hogs' 184.8 rushing yards per game ranked third in the Southeastern Conference and was helped by the team rushing for over 200 yards in six games with the squad's season-best 359 yards coming in the win at Mississippi State. In the win vs. the Bulldogs, true freshman Braylen Russell burst onto the scene with 175 yards on 16 carries in his first career start. Smith also developed transfer running back Rodney Hill, who ran for a season-high 81 yards on eight carries in the win over Texas Tech in the AutoZone Liberty Bowl.

Smith served four seasons (2020-23) on the staff of the Miami Dolphins working with the team's running backs, first as a quality control coach (2020-21) before being promoted to an offensive assistant role prior to the 2022 season. This past season, Smith helped the Dolphins' offense to record heights setting a franchise record with 6,899 total yards while ranking second in the league in both points per game (29.2) and passing yards per game (276.4) and sixth in rushing yards per game (135.8). Running back Raheem Mostert topped 1,000 yards for the first time in his career and led all NFL running backs with 18 rushing touchdowns. In 2022, Smith worked with an offense that finished in the top 10 (sixth, 364.5 yards per game) for the first time since 1995. Miami averaged 6.1 yards per play, which ranked second in the NFL.

Before his jump to the professional ranks, Smith spent seven seasons as a college assistant at Rutgers (2019), Louisville (2014-18) and Western Kentucky (2013).

In one season at Rutgers, Smith helped sophomore running back Isiah Pacheco improve in nearly every category. Pacheco set career-highs in carries (169), rushing yards (729) and rushing touchdowns (7), which led the Knights.

At Louisville, he helped the Cardinals to four bowls, while setting school records in rushing yards in back-to-back years in 2017 (3,186) and 2016 (3,148). In 2017, the Cardinals ranked 15th nationally in rushing (245.1 ypg) and totaled over 250 rushing yards in seven games. Smith's three running backs combined



to rush for 1,225 yards and 14 touchdowns. The 2016 campaign saw the Cardinals total 37 scores on the ground, highlighted by the 903 yards and six touchdowns by Brandon Radcliff, who was second on the team with four 100-yard games.

During the 2015 campaign, Smith helped the Cardinals post their best rushing games in the second part of the season, running for over 200 yards in four of the final five games. That included a season-best 314 yards in a 38-24 victory over Kentucky. For the year, the Cardinals averaged 171.0 yards on the ground and totaled 23 touchdowns.

With a stable of running backs in 2014, Smith's unit ran for 28 touchdowns and averaged 142.7 yards per game in leading the Cardinals to a 9-4 record and a berth in the Belk Bowl. The team's backs recorded six 100-yard rushing games, including Brandon Radcliff, who tallied a team-best three 100-yard rushing games.

In his lone season with the Hilltoppers, Smith tutored Antonio Andrews, the nation's top all-purpose player, to a career season on the ground. Andrews reset the school rushing mark with 1,730 yards in 2013. WKU running backs combined for 30 of the team's 31 rushing touchdowns, led by Andrews' career-best 16. He also set a school record for the most 100-yard rushing games in a career (21), in a season (11) and consecutively (11). He generated 125 all-purpose yards in 25 consecutive games, a streak unmatched to within 10 games by any other player in the country. Smith's running backs also accounted for 724 receiving yards and a pair of touchdowns through the air.

As a player at Louisville, Smith helped the Cardinals to a 12-1 record as the primary back in 2006. Sharing the backfield that year with Michael Bush, Smith stepped in after an injury to Bush to average more than five yards per carry, scoring seven touchdowns on a team that defeated Wake Forest in the Orange Bowl, the program's first BCS victory.

For his career, Smith rushed for over 1,800 yards and scoring 18 rushing TDs while averaging nearly 6.0 yards per carry. He also caught 56 passes for over 500 yards and two touchdowns.

Smith was selected in the fifth round of the 2007 NFL Draft by the Kansas City Chiefs. He immediately made an impact in his rookie season, rushing for over 400 yards on 112 carries. Smith played in all 16 games in 2007, scoring a pair of touchdowns and earning AFC Offensive Player of the Week honors after rushing for 150 yards on 31 carries against the Raiders. He finished his NFL career in 2010, spending brief periods with the Denver Broncos and the Jacksonville Jaguars.

Smith and his wife, Ashley, have three sons, Kolby Jr., Karter and Klay.

THE SMITH FILE

BIRTHDATE: December 15, 1984

HOMETOWN: Tallahassee, Fla.

HIGH SCHOOL: James S. Rickards HS

COLLEGE: Louisville, 2006

FAMILY: Wife – Ashley; Sons – Kolby Jr., Karter and Klay

COACHING EXPERIENCE

2012 Arkansas (Graduate Assistant)

2013 Western Kentucky (Running Backs)

2014-18 Louisville (Running Backs)

2019 Rutgers (Running Backs)

2020-21 Miami Dolphins (Offensive Quality Control)

2022-23 Miami Dolphins (Offensive Assistant)

PLAYING EXPERIENCE

2003-06 Louisville



FOOTBALL STAFF



MORGAN TURNER

Tight Ends

Veteran tight ends coach Morgan Turner enters his third season leading the Arkansas tight end room.

Before arriving at Arkansas, Turner spent 13 seasons at Stanford, including 10 seasons as the program's tight ends coach. During his tenure in Palo Alto, Turner built Stanford into a national brand among tight ends by producing numerous NFL tight ends such as Dalton Schultz, Austin Hooper, Coby Fleener, Levine Toilolo, Zach Ertz, Kaden Smith and most recently Colby Parkinson.

Turner's tight ends in 2024 featured a variety of skillsets and body types led by Luke Hasz, Andreas Paaske and Ty Washington, who combined for seven of the team's 16 touchdown receptions. Hasz's four touchdown catches led the team with his 324 yards fourth-best on the squad. He and Paaske each caught two touchdown passes in the win at Mississippi State. The two-score game was the first of Paaske's career and his first two touchdowns as a Razorback after transferring from Eastern Michigan. Paaske's steady development throughout the season was evident as the Denmark native saw his playing time increase as a key piece of the team's run blocking.

Turner displayed his ability to build depth in his tight end room during his first season with the Razorbacks with four different tight ends drawing at least three starting assignments. Turner quickly got true freshman Luke Hasz up to speed to start the first five games of the season before a season-ending injury cut his freshman campaign short. Hasz was impressive in his first five collegiate games, catching 16 passes for 253 yards and three touchdowns. His most impressive performance came on the road at LSU in a night game that saw him haul in six passes for 116 yards and a pair of touchdowns. Ty Washington was the next man up, earning three straight starts before an injury ended his season at Florida. Washington caught 11 passes for 170 yards and two touchdowns, all in a four-game span. He jumped on the scene with a seven-catch, 90-yard effort that included a pair of touchdowns at Ole Miss. Nathan Bax and Francis Sherman each started three games during their final college seasons.

The latest in Turner's long line of productive tight ends is junior Benjamin Yurosek, who caught 49 passes for 445 yards and a touchdown in 2022 to earn second-team All-Pac-12 honors. Yurosek's 49 receptions were second-most on the Cardinal roster and second-most among all tight ends in the Pac-12. Yurosek's sophomore campaign in 2021 was even better, leading the Cardinal with 658 receiving yards to earn honorable mention All-Pac-12. He averaged 15.3 yards per reception, recorded three games of 90+ yards receiving and hauled in 13 receptions of 20+ yards – all three ranked among the top three tight ends in the Power 5.



Parkinson is the latest of Turner's tight ends to make an impact in the NFL as a fourth-round selection by Seattle in 2020. He was a semifinalist for the Mackey Award – given annually to the nation's top tight end – and earned second-team All-Pac-12 recognition in 2019 after catching 48 passes for 589 yards and a score.

Schultz was a fourth-round pick by the Dallas Cowboys in 2018 after earning All-Pac-12 First Team leading a talented group of tight ends for Stanford in 2017. The unit snagged 12 of the team's 23 touchdown passes that season. Hooper is Turner's most recent All-American, having earned the distinction in 2015 after being named a finalist for the Mackey Award and first-team All-Pac-12 for catching 34 passes for 438 yards and six TDs. The Atlanta Falcons picked him in the third round of the 2016 draft.

In 2012, Turner assisted Ertz in becoming a unanimous All-American, Mackey Award finalist, first-team All-Pac-12 and a second-round pick by the Philadelphia Eagles. Ertz led all FBS tight ends in 2012 in receiving yards (898) and catches (69) to go along with six touchdowns. Along with Toilolo, Stanford tight ends led the nation that season in productivity catching a combined 93 passes for 1,291 yards and 10 touchdowns.

Turner has also displayed the ability to land elite recruits while also developing tight ends. He recruited Parkinson and Schultz, who were four-star tight ends coming out of high school and molded them into top NFL draft picks. He developed three-star recruits Hooper and Yurosek into All-Pac-12 performers for the Cardinal with Hooper eventually becoming a third-round NFL selection.

Before taking over the tight ends, Turner spent two seasons at Stanford as an offensive assistant and one as a sports performance intern. Prior to Stanford, he coached quarterbacks at Indiana State for one season (2009) after getting his start in coaching at Central (Ill.) High School in 2008 as the team's quarterbacks coach and scout team coordinator.

Turner graduated from Illinois in 2009, earning a bachelor's degree in finance. The Champaign, Ill. native served as a student coach for the Illini football team in 2004 and is the son of longtime NFL and collegiate head coach Ron Turner.

Turner and his wife, Melissa, have three children, two sons, Nico and Landon, and a daughter, Mia.

THE TURNER FILE

BIRTHDATE: August 27, 1985

COLLEGE: Illinois, 2009 B.S. Finance

FAMILY: Wife – Melissa; Sons – Nico and Landon; Daughter – Mia

COACHING EXPERIENCE

2009 Indiana State (Quarterbacks)

2010 Stanford (Sports Performance Intern)

2011-12 Stanford (Offensive Assistant)

2013-22 Stanford (Tight Ends)

2023-pres. Arkansas (Tight Ends)



FOOTBALL STAFF



BEN SOWDERS

Director of Strength & Conditioning

Ben Sowders is in his third season leading the Razorbacks' strength and conditioning program as the Director of Strength & Conditioning.

In 2024, he earned the highest honor a strength and conditioning coach can receive when he was named a Master Strength & Conditioning Coach by the Collegiate Strength and Conditioning Coaches Association. The title of Master Strength & Conditioning Coach represents professionalism, knowledge, experience, expertise and longevity in the field. To earn the distinguished status, a strength and conditioning coach must be an active member of the CSCCA, be a strength and conditioning certified coach and a full-time collegiate and/or professional strength and conditioning coach for a minimum of 12 years.

Sowders' work with Landon Jackson helped transform the talented defensive lineman into a third-round pick by the Buffalo Bills in the NFL Draft. Jackson saw big gains in the weight room and showed off those skills at the NFL Combine, where he ran 4.68 in the 40-yard dash along with a 40.5-inch vertical jump and a broad jump of 10 feet, 9 inches. Jackson's performance, however, was not the most impressive by a Razorback with wide receiver Isaac TeSlaa recording one of the best combine workouts in the history of the event. TeSlaa's Athleticism Score of 96 led all wide receivers at the 2025 combine. He ran a 4.43 in the 40-yard dash with a vertical jump of 39.5 inches and a broad jump of 10 feet, 9 inches. TeSlaa's combine performance helped him move up draft boards to become the first Arkansas wide receiver to be picked since 2022 when the Detroit Lions selected him with the 70th overall pick.

The first Arkansas team under Sowders' watch saw gains in the weight room, including offensive lineman Beaux Limmer who squatted 745 pounds prior to the start of the 2023 season. Limmer was later selected in the NFL Draft by the Los Angeles Rams along with kicker Cam Little, who was picked by Jacksonville. Little's improved strength helped him become the youngest kicker to ever be selected in the NFL Draft.

Sowders came to Arkansas after spending the 2022 season at Louisville as the Director of Strength & Conditioning for the Cardinals. This past season the Cardinals went 7-5 and earned a spot in the Fenway Bowl.

Sowders worked with Pittman at Georgia during the 2018-19 seasons – Sowders' first of four seasons with the Bulldogs. As the Assistant Director of Strength & Conditioning, he worked with 20 student-athletes that went onto play in the NFL while also helping the Dawgs to the 2022 National Championship and three trips to the SEC Championship Game.

Prior to his time at Georgia, the Bowling Green, Ky. native spent one season at McNeese State as the Director of Strength & Conditioning. The Cowboys posted a 9-2 record in his lone season in Lake Charles, La. Sowders spent two



seasons at Georgia Tech (2015-16) after two seasons at Gardner-Webb, where he was responsible for the training of the Bulldogs' 21 Division I programs.

His first full-time collegiate position was at Southern Miss, where he led the strength and conditioning efforts for the Golden Eagles' men's and women's basketball, volleyball and softball programs while assisting with football. Prior to his time in Hattiesburg, Miss., He fulfilled a six-month internship at Alabama, where he worked with the Crimson Tide's football, volleyball, tennis and rowing teams.

Sowders earned his start in strength and conditioning as a Facility Coordinator and Head Strength & Speed coach at D1 Sports Training in Nashville, Tenn. While at D1 Sports, he worked with numerous NFL players, including Steve Smith, Jerome Bettis, Donovan McNabb and Kyle Vanden Bosch.

He earned his bachelor's degree in exercise science from Western Kentucky in December 2008 after playing for the Hilltoppers as a linebacker. Sowders began his career as a walk-on before earning a scholarship and becoming a two-year starter. As a senior in 2008, he recorded 47 tackles with 2.5 tackles for loss for the Hilltoppers and added 29 tackles and 3.0 tackles for loss as a junior in 2007.

He received his master's degree in recreation and sport administration in August of 2010 from WKU. He is a member of the Collegiate Strength and Conditioning Coaches Association (CSCCA), a Certified Strength and Conditioning Specialist (CSCS) and certified by USA Weightlifting.

Sowders is married to the former Shelbee Rodgers and the couple has one daughter, Gibson.

THE SOWDERS FILE

BIRTHDATE: Dec. 20, 1985

COLLEGE: Western Kentucky, 2008 B.S. Exercise Science; 2010 M.S. Recreation and Sport Administration

FAMILY: Wife – Shelbee Rodgers, Daughter – Gibson

COACHING EXPERIENCE

2012-13 Southern Miss
(Assistant Strength & Conditioning Coach)

2013-14 Gardner-Webb
(Director of Strength & Conditioning)

2015-16 Georgia Tech
(Assistant Director of Player Development)

2017 McNeese State
(Director of Strength & Conditioning)

2018-21 Georgia
(Assistant Director of Strength & Conditioning)

2022 Louisville (Director of Strength & Conditioning)

2023-pres. Arkansas
(Director of Strength & Conditioning)

COACHING EXPERIENCE

2005-08 Western Kentucky



FOOTBALL STAFF



AURMON SACHELL

Senior Associate Director
of Strength & Conditioning

Aurmon Satchell joined the Arkansas staff as the team's Senior Associate Director of Strength & Conditioning in December 2022.

Satchell spent one year at Louisville as an associate strength coach working with Ben Sowders, who was the Director of Strength & Conditioning for the Cardinals. Prior to Louisville, Satchell was at the University of New Mexico, where he served as the director of athletic performance beginning in 2016. While at UNM, he oversaw all aspects of the athletic performance department for the Lobos, and supervising six assistant performance coaches.

Satchell previously worked on the football strength and conditioning staffs at South Carolina (2012-16 and 2009-11) and Indiana (2011-12). He also spent two years working at Minnesota. Outside the weight room, Satchell spent time volunteering at the Lowry Family Center mentoring at risk youth.

A 2007 graduate of the University of Texas, Satchell was a four-year member of the Longhorn football team as a linebacker.



PARENTS

LET YOUR CHILD EXPERIENCE THE FUN OF BEING A TACO BELL® BALL HOG

✔ VISIT BEABALLHOG.COM FOR YOUR CHANCE
TO BE AN OFFICIAL BALL HOG. MUST BE
BETWEEN THE AGES OF 8-15.



NO PURCHASE NECESSARY. SWEEPSTAKES STARTS ON 08/13/25 AND ENDS ON 11/15/25. Visit BEABALLHOG.COM for details and for a copy of the official rules. Sponsored by K-MAC Enterprises, Inc. Taco Bell Franchise Group. ©2025 Taco Bell IP Holder, LLC.





FOOTBALL STAFF



PATRICK DOHERTY
Football Chief of Staff



AMANDA GILPIN
Director of Football Operations



IZZY DUNN
Administrative Assistant - Head Coach



DANNY WHEELER
Director of Player Development



NEIL HARRELL
Assistant Director of Player Development



JAZZ GREWAL
Player Development Graduate Assistant



DYLAN CRUZ
Assistant WR's / Offensive Quality Control



MILES FISHBACK
Assistant QB's / Senior Offensive Quality Control



CHRISTOPHER BROWNE
Assistant OL / Senior Offensive Quality Control



CHE HENDRIX
Assistant DB's / High School Relations



RYAN BRIGHT
Assistant LB's / Defensive Quality Control



CHRIS WILSON
Assistant DL / Senior Defensive Quality Control



CHRIS NORRIS
Special Teams Analyst



ADAM DULKA
Special Teams Graduate Assistant



GAGE WHITE
Assistant RB's / Graduate Assistant Offense



ARMANI LINTON
Assistant DB's / Graduate Assistant Defense



TYRONE HOPPER
Assistant DL / Graduate Assistant Defense



JOVON HUBBARD
Director of Personnel



DAVID BOWEN
Assistant Director of Personnel



CHARLIE WILLIAMS
Director of Football Management / NFL Liaison



HANNA AXENE-SORENSEN
Director of Football Relations



SHAY TAYLOR
Director of Recruiting



MADDIE LYONS
Director of On Campus Recruiting



ELIZA VANDEWALLE
Director of Creative Media



JOSH MINDEEMANN
Senior Graphic Designer



SULLIVAN ORTEGA
Creative Content Producer



ZACH REED
Associate Director of Strength & Conditioning



TOMMY McCHESNEY
Assistant Strength & Conditioning Coach



COLE FORNEY
Assistant Strength & Conditioning Coach



BROOKS GILLERLAIN
Director of Football Nutrition



VINCENT BLANKENSHIP
Director of Athletic Training



TAMARIA HIBBLER
Assistant Athletic Trainer




PAULINA PIECH
Assistant Athletic Trainer



ALLIE CHARLESON
Assistant Athletic Trainer



DALTON WITHROW
Director of Football Equipment Operations



DANIEL BEAVERS
Assistant Football Equipment Manager



BRETT WARD
Graduate Assistant Equipment



JACOB TEPP
Director of Football Video



IAN BREWER
Assistant Director of Football Video



2025 ARKANSAS RAZORBACKS ROSTER

ALPHABETICAL ROSTER

NO.	NAME	POS.
13	Rykar Acebo	WR
29	Jaden Allen	DB
37	Devin Bale	P
5	Cameron Ball	DL
25	Markeylin Batton	RB
33	Jeremiah Beck	TE
90	Caleb Bell	DL
54	Keyshawn Blackstock	OL
9	O'Mega Blake	WR
0	Justus Boone	DL
50	Kobe Branham	OL
2	Selman Bridges	DB
75	Kavion Broussard	OL
3	CJ Brown	WR
17	Jalen Brown	WR
55	Fernando Carmona	OL
86	Walker Catsavis	WR
70	Blake Cherry	OL
16	Ismael Cisse	WR
2	Courtney Crutchfield	WR
9	Charlie Collins	DL
53	Kash Courtney	OL
78	Bubba Craig	OL
21	Keshawn Davila	DB
45	Preston Davis	LB
58	Tim Dawn	OL
14	Stephen Dix Jr.	LB
74	Marcus Dumervil	OL
73	Brooks Edmonson	OL
5	Ja'Kayden Ferguson	WR
34	Cade Fields	LB
40	Blake Ford	K
89	Gavin Garretson	TE
95	Ian Geffrard	DL
20	AJ Green	RB
10	Taylen Green	QB
49	Zach Haber	LS
24	Andrew Harris	LB
76	E'Marion Harris	OL
11	Monte Harrison	WR
6	Kavion Henderson	DL
35	Hutson Hendrix	TE
1	Rodney Hill	RB
7	KJ Jackson	QB
13	Trever Jackson	QB
99	Kaleb James	DL
14	Andy Jean	WR
27	Ahkhari Johnson	DB
62	Alex Johnson	OL
93	Keiundre Johnson	DL
18	Krosse Johnson	WR
88	Rohan Jones	TE
19	Antonio Jordan	WR
84	Grant Karnes	WR
52	Caden Kitler	OL
47	Maddox Lassiter	TE
1	Phillip Lee	DL

NUMERICAL ROSTER

NO.	NAME	POS.	HT.	WT.	CL.	EXP.
0	Justus Boone	DL	6-4	266	R-Sr.	TR
0	Braylen Russell	RB	6-1	238	So.	1L
1	Rodney Hill	RB	5-10	195	R-Jr.	1L
1	Phillip Lee	DL	6-4	240	R-Sr.	TR
2	Selman Bridges	DB	6-2	181	So.	1L
2	Courtney Crutchfield	WR	6-2	195	R-Fr.	TR
3	CJ Brown	WR	6-1	194	So.	1L
3	Larry Worth III	DB	6-4	225	Sr.	1L
4	Mike Washington Jr.	RB	6-2	223	Sr.	TR
4	Jordan Young	DB	6-0	203	R-Sr.	TR
5	Cameron Ball	DL	6-5	326	R-Sr.	3L
5	Ja'Kayden Ferguson	WR	6-2	182	Fr.	HS
6	Kavion Henderson	DL	6-2	257	R-Fr.	RS
6	Raylen Sharpe	WR	5-9	165	R-Sr.	TR
7	KJ Jackson	QB	6-4	220	R-Fr.	RS
7	Bradley Shaw	LB	6-1	235	So.	1L
8	Quentavius Scandrett	DB	6-3	201	*Sr.	TR
8	Grayson Wilson	QB	6-3	211	Fr.	HS
9	O'Mega Blake	WR	6-2	182	R-Sr.	TR
9	Charlie Collins	DL	6-5	255	So.	1L
10	Taylen Green	QB	6-6	224	R-Sr.	1L
10	Xavian Sorey Jr.	LB	6-3	231	R-Sr.	1L
11	Monte Harrison	WR	6-3	231	So.	1L
11	Ken Talley	DL	6-3	257	R-Jr.	TR
13	Trever Jackson	QB	6-3	187	R-Fr.	TR
13	Kani Walker	DB	6-2	201	R-Sr.	TR
14	Stephen Dix Jr.	LB	6-1	240	*R-Sr.	1L
14	Andy Jean	WR	6-1	184	R-So.	TR
15	Kam Shanks	WR	5-8	170	R-So.	TR
15	Jaheim Singletary	DB	6-2	196	R-Jr.	2L
16	Ismael Cisse	WR	6-0	198	R-So.	TR
16	Miguel Mitchell	DB	6-1	220	R-Jr.	RS
17	Jalen Brown	WR	6-1	174	R-So.	TR
17	Nigel Pringle	DB	6-2	178	Fr.	HS
18	Krosse Johnson	WR	5-10	176	R-Fr.	RS
18	Tajih Overton	DB	6-2	185	Fr.	HS
19	Antonio Jordan	WR	6-6	230	Fr.	HS
19	Shakur Smalls	DB	6-0	205	*R-Sr.	TR
20	AJ Green	RB	5-10	210	R-Sr.	TR
20	JJ Shelton	LB	6-1	202	Fr.	HS
21	Keshawn Davila	DB	6-1	165	Jr.	TR
21	Brayson McHenry	QB	6-0	202	R-Jr.	TR
22	Caleb Wooden	DB	6-1	195	Sr.	TR
23	Julian Neal	DB	6-2	200	R-Sr.	TR
24	Andrew Harris	LB	6-3	223	Jr.	TR
25	Markeylin Batton	RB	5-10	180	Fr.	HS
25	Tavion Wallace	LB	6-1	228	Fr.	HS
26	Trent Whalen	LB	6-3	235	R-Sr.	TR
27	Ahkhari Johnson	DB	5-11	185	So.	1L
27	Cam Settles	RB	5-11	204	Fr.	HS
28	Justin Logan	LB	6-2	232	R-Fr.	RS
29	Jaden Allen	DB	5-10	165	R-Fr.	RS
30	Ashton Ngo	LS	5-11	233	R-Sr.	1L
32	Landon Phipps	DB	6-0	183	R-Jr.	1L
33	Jeremiah Beck Jr.	TE	6-4	232	Jr.	TR
34	Jabrae Shaw	DB	5-10	195	R-So.	1L
35	Hutson Hendrix	TE	5-9	230	Fr.	HS

HOMETOWN (HIGH SCHOOL/PREVIOUS SCHOOL)

Sumter, S.C. (Sumter HS/Florida)
Benton, Ark. (Benton HS)
Statesboro, Ga. (Bulloch Academy/Florida A&M)
Jacksonville, Fla. (First Coast HS/Troy)
Temple, Texas (Lake Belton HS)
Pine Bluff, Ark. (Pine Bluff HS/Missouri)
Bentonville, Ark. (Bentonville HS)
Jacksonville, Fla. (Baldwin HS/Jacksonville St.)
Utica, N.Y. (Cicero-N. Syracuse HS/NMSU)
Tampa, Fla. (Gaither HS/Cincinnati)
Atlanta, Ga. (Tri-Cities HS)
Houston, Texas (Thurgood Marshall HS)
Leeds, Ala. (Leeds HS)
Allen, Texas (Allen HS/Fresno State)
Montgomery, Ala. (St. James School)
Hoover, Ala. (Hoover HS)
Clayton, Ga. (Lovejoy HS/E. Michigan)
North Little Rock, Ark. (Conway HS)
Rock Hill, S.C. (South Pointe HS/Charlotte)
Pine Bluff, Ark. (Mills HS)
Lewisville, Texas (Lewisville HS/Boise State)
Campbellton, Fla. (IMG Academy/Georgia)
Lee's Summit, Mo. (West HS)
N. Philadelphia, Pa. (Northeast HS/Michigan St.)
Winter Garden, Fla. (Jones HS/Florida State)
Atlanta, Ga. (Douglas County HS/Oklahoma)
Orlando, Fla. (Dr. Phillips HS/Marshall)
Miami, Fla. (Northwestern HS/Pitt)
Prattville, Ala. (Prattville HS/UAB)
Jacksonville, Fla. (Riverside HS/Georgia)
Denver, Colo. (Cherry Creek HS/Stanford)
Oxford, Ala. (Oxford HS/Florida)
Miami, Fla. (Gulliver Prep/Florida State)
Houston, Texas (North Shore HS)
New Orleans, La. (Holy Cross School)
Mobile, Ala. (Williamson HS)
Warren, Ark. (Warren HS)
Philadelphia, Pa. (W. Catholic Prep/Maine)
Tulsa, Okla. (Union HS/Oklahoma State)
Dallas, Texas (South Oak Cliff HS)
Tampa, Fla. (Hillsborough HS/NWACC)
Texarkana, Texas (Texas HS)
Lawrenceville, Ga. (Archer HS/Auburn)
San Francisco, Calif. (Mission HS/Fresno St.)
Orlando, Fla. (Lake Brantley HS/UCF)
Atlanta, Texas (Atlanta HS)
Jesup, Ga. (Appling County HS)
Las Vegas, Nev. (Arbor View HS/Kent St.)
Texarkana, Texas (Pleasant Grove HS)
Little Rock, Ark. (Parkview HS)
Kennesaw, Ga. (Kell HS)
Aledo, Texas (Aledo HS)
Andover, Kan. (Andover HS/Hutchinson CC)
Springdale, Ark. (Springdale HS)
Fontana, Calif. (Chaffey CC)
Pine Bluff, Ark. (Mills HS)
Boerne, Texas (Boerne HS)

2025 ARKANSAS RAZORBACKS ROSTER



NUMERICAL ROSTER

NO.	NAME	POS.	HT.	WT.	CL.	EXP.
36	Cade Fields	LB	6-1	210	R-Jr.	SQ
36	Gavin Rush	P	6-3	194	Fr.	HS
37	Devin Bale	P	6-3	204	R-Sr.	1L
38	Anton Pierce	DB	6-2	208	R-So.	SQ
40	Blake Ford	K	6-1	222	R-Jr.	TR
41	Kyle Thompson	TE	6-3	255	R-Jr.	2L
42	Wyatt Simmons	LB	6-1	230	R-Fr.	RS
43	Trent Sellers	DL	6-4	245	Fr.	HS
44	Frank Mulipola	DL	6-4	275	R-Sr.	TR
45	Preston Davis	LB	5-11	218	R-Fr.	RS
45	Max Schmidly	LS	6-3	219	R-So.	SQ
46	Charlie Von Der Meden	K	6-0	182	R-Fr.	RS
47	Maddox Lassiter	TE	6-3	246	R-So.	1L
47	Braylon Watson	DB	6-2	213	R-Jr.	SQ
48	Joseph Whitt	LB	6-0	206	R-Fr.	RS
49	Zach Haber	LS	5-10	200	R-So.	TR
50	Kobe Branham	OL	6-5	326	R-Fr.	RS
51	Corey Robinson II	OL	6-5	307	R-Sr.	TR
52	Caden Kitler	OL	6-3	306	R-Jr.	TR
52	Donovan Whitten	DL	6-3	252	R-So.	SQ
53	Kash Courtney	OL	6-4	285	Fr.	HS
54	Keyshawn Blackstock	OL	6-5	320	R-Sr.	1L
55	Fernando Carmona	OL	6-5	325	R-Sr.	1L
56	LJ Prudhomme	OL	6-3	295	Fr.	HS
57	Mason Schueck	LB	6-2	223	R-Jr.	SQ
58	Tim Dawn	OL	6-2	316	R-Jr.	SQ
60	Jonas Nantze	OL	6-5	298	R-Fr.	RS
62	Alex Johnson	OL	6-3	299	R-Fr.	RS
65	Aaron Smith	OL	6-6	300	R-So.	SQ
66	Payton Parks-Smith	OL	6-5	308	R-Jr.	SQ
70	Blake Cherry	OL	6-5	309	Fr.	HS
71	Shaq McRoy	OL	6-8	362	R-Fr.	TR
73	Brooks Edmonson	OL	6-4	316	R-Jr.	2L
74	Marcus Dumervil	OL	6-5	298	*R-Sr.	TR
75	Kavion Broussard	OL	6-6	306	R-Fr.	TR
76	E'Marion Harris	OL	6-7	300	R-Jr.	2L
78	Bubba Craig	OL	6-8	307	R-So.	TR
80	Rykar Acebo	WR	6-4	201	R-Jr.	SQ
80	Scott Starzyk	K	5-10	171	Fr.	HS
81	Andreas Paaske	TE	6-6	265	R-Sr.	1L
82	Zach Taylor	WR	6-4	173	R-Fr.	RS
83	Jaden Platt	TE	6-5	260	R-So.	TR
84	Grant Karnes	WR	6-1	195	Fr.	HS
85	Jace Petty	WR	5-11	172	R-Jr.	SQ
86	Walker Catsavis	WR	6-4	176	R-Jr.	SQ
88	Rohan Jones	TE	6-3	236	Sr.	TR
88	Danny Saili	DL	6-3	325	Sr.	1L
89	Gavin Garretson	TE	6-7	254	Fr.	HS
90	Caleb Bell	DL	6-3	287	Fr.	HS
91	Kevin Oatis	DL	6-3	288	Fr.	HS
92	David Oke	DL	6-2	312	Sr.	TR
93	Keiandre Johnson	DL	6-3	263	Fr.	HS
94	Reginald Vaughn	DL	6-2	286	Fr.	HS
95	Ian Geffrard	DL	6-5	389	R-So.	RS
97	Quincy Rhodes Jr.	DL	6-6	276	Jr.	2L
99	Kaleb James	DL	6-4	265	R-So.	RS

Roster by Class: Senior - 29 | Junior - 23 | Sophomore - 22 | Freshman - 39

ALPHABETICAL ROSTER

NO.	NAME	POS.
28	Justin Logan	LB
21	Brayson McHenry	QB
71	Shaq McRoy	OL
16	Miguel Mitchell	DB
44	Frank Mulipola	DL
60	Jonas Nantze	OL
23	Julian Neal	DB
30	Ashton Ngo	LS
91	Kevin Oatis	DL
92	David Oke	DL
18	Taijh Overton	DB
81	Andreas Paaske	TE
66	Payton Parks-Smith	OL
85	Jace Petty	WR
32	Landon Phipps	DB
38	Anton Pierce	DB
83	Jaden Platt	TE
17	Nigel Pringle	DB
56	LJ Prudhomme	OL
97	Quincy Rhodes Jr.	DL
51	Corey Robinson II	OL
36	Gavin Rush	P
0	Braylen Russell	RB
88	Danny Saili	DL
8	Quentavious Scandrett	DB
45	Max Schmidly	LS
57	Mason Schueck	LB
43	Trent Sellers	DL
27	Cam Settles	RB
15	Kam Shanks	WR
6	Raylen Sharpe	WR
7	Bradley Shaw	LB
34	Jabrae Shaw	DB
20	JJ Shelton	LB
42	Wyatt Simmons	LB
15	Jaheim Singletary	DB
19	Shakur Smalls	DB
65	Aaron Smith	OL
10	Xavian Sorey Jr.	LB
80	Scott Starzyk	K
11	Ken Talley	DL
82	Zach Taylor	WR
41	Kyle Thompson	FB
94	Reginald Vaughn	DL
46	Charlie Von Der Meden	K
13	Kani Walker	DB
25	Tavion Wallace	LB
4	Mike Washington	RB
47	Braylon Watson	DB
26	Trent Whalen	LB
48	Joseph Whitt	LB
52	Donovan Whitten	DL
8	Grayson Wilson	QB
22	Caleb Wooden	DB
3	Larry Worth III	LB
4	Jordan Young	DB



RETURNING PLAYERS



#80
RYKAR ACEBO

WR | 6-4 | 201 | R-Jr. | SQ
Jonesboro, Ark. (Jonesboro HS)

2024 FALL SEC ACADEMIC HONOR ROLL

2024 (REDSHIRT SOPHOMORE): Did not see game action in 2024.

2023 (REDSHIRT FRESHMAN): Did not see game action in his second season ... Moved from QB to WR during spring practice.

2022 (FRESHMAN): Redshirted in his first year on campus.

HIGH SCHOOL: Played at Jonesboro HS where he threw for 3,058 yards on 209 of 311 passing with 39 touchdowns as a senior ... Helped lead the Golden Hurricane to the 6A quarterfinals of the state playoffs in 2021 ... Played with Arkansas defensive back, John Paul Pickens at Jonesboro HS ... Also a highly regarded pitcher and shortstop, ranked the 24th overall prospect and 11th-best pitcher in the state of Arkansas.



#29
JADEN ALLEN

DB | 5-10 | 165 | R-Fr. | RS
Aledo, Texas (Aledo HS)

2024-25 FIRST-YEAR SEC ACADEMIC HONOR ROLL

2024 (FRESHMAN): Redshirted in his first season on campus, did not play in any games.

HIGH SCHOOL: A consensus three-star prospect according to 247Sports, Rivals, ESPN and On3 ... Rated the No. 58 cornerback nationally by Rivals ... No. 67 cornerback in the country by 247Sports ... No. 70 cornerback nationally by ESPN ... Played for head coach Robby Jones at Aledo High School in Aledo, Texas ... Totaled 127 tackles (95 solo) with 3.5 tackles for loss, including 0.5 sacks, over 43 career games ... Seven career interceptions, 21 pass breakups, one fumble recovery and one forced fumble ... As a senior, finished with 43 total tackles (30 solo) and 0.5 sacks in 11 games ... Also tallied one interception and one pass breakup ... Returned his only interception of the 2023 season for a touchdown ... As a junior, racked up 48 total tackles (34 solo) with 1.5 tackles for loss over 16 games ... Picked off three passes, recorded 11 pass breakups, recovered one fumble and forced one fumble on the year ... Also returned three kickoffs for 66 yards (22.0 avg) ... In 2021, tallied 28 total tackles (23 solo) and 2.0 tackles for loss over 13 games ... Logged two interceptions and six pass breakups as a sophomore ... During freshman season in 2020, made eight total tackles (all solo), had one interception and posted three pass breakups over three games ... Birthdate: April 3, 2006 ... CHOSE ARKANSAS OVER: Alabama, LSU, Michigan State, Mississippi State, Tennessee, Texas, USC and others.



RETURNING PLAYERS



#37
DEVIN BALE

P | 6-3 | 204 | R-Sr. | 1L
La Jolla, Calif. (La Jolla HS/Northern Colorado)

2025 THIRD-TEAM PRESEASON ALL-SEC (PHIL STEELE)
2024 FALL SEC ACADEMIC HONOR ROLL

2024 (REDSHIRT JUNIOR): Saw action in all 13 games ... Punted 41 times for 1,855 yards while registering a 45.2-yard punting average with 11 punts downed inside the opponents own 20-yard line and 11 punts of 50+ yards ... Ranked in the top 20 nationally in punting average ... Punted four times for 193 yards (48.2 avg) while having three 50+ yard punts and pinning Texas Tech inside its own 20-yard line twice during a 39-26 Liberty Bowl victory (Dec. 27) ... Logged three punts for a total of 104 yards while pinning the Tigers inside their own 20-yard line during a loss to Missouri (Nov. 30) ... Punted five times for 223 yards while pinning LA Tech inside their own 20-yard line once and making a tackle during a 35-14 win over Louisiana Tech (Nov. 23) ... Also sent three of his six kickoffs for touchbacks during a win over LA Tech (Nov. 23) ... Punted six times for 230 yards while sending 2-3 kickoffs for touchbacks and recording two tackles in a loss vs. Texas (Nov. 16) ... Recorded four punts for 179 yards (44.8 avg) in a loss vs. Ole Miss (Nov. 2) ... Punted once for 53 yards and helped Matthew Shipley go 3-3 on field goal attempts and 7-7 on extra point attempts while holding during a win at Mississippi State (Oct. 26) ... Recorded three punts for 152 yards (50.7) highlighted by a pinning LSU at its own two-yard line in a loss to the Tigers (Oct. 19) ... Sent all three of his kickoffs for touchbacks against LSU (Oct. 19) ... Punted three times for 172 yards (57.3) while sending four of his five kickoffs for touchbacks during a win over No. 4 Tennessee (Oct. 5) ... Punted six times for 263 yards (43.8) while kicking off four times for 259 yards (64.8) and three touchbacks against Texas A&M (Sept. 28) ... Gained 25 yards on a successful fake punt attempt, becoming the first punter to have a run of 20+ yards since Reid Bauer had a 23-yard rush at LSU on Nov. 13, 2021 (Sept. 28) ... Punted three times for 149 yards (49.7) with a long of 53 during a win at Auburn, while also recording a tackle (Sept. 21) ... Kicked off eight times for 518 yards (64.8) while totaling six touchbacks in a win over UAB (Sept. 14) ... Saw first punting action at Oklahoma State punted three times for 137 yards (45.7), pinning the Cowboys inside their own 20-yard line on all three attempts (Sept. 7) ... Kicked off five times for 318 yards (63.6 avg.) at Oklahoma State (Sept. 7) ... Kicked off eight times for a total of 501 yards (62.6 avg) in a 70-0 win over UAPB (Aug. 29).

2023 (JUNIOR): Redshirted in his first season at Arkansas.

AT NORTHERN COLORADO

2022 (SOPHOMORE): Resumed his role as Northern Colorado's primary punter in year two while adding kickoff duties for the Bears ... Recorded 51 punts for 2,095 yards ... Averaged 63.9 yards per kickoff ... Compiled 32 touchbacks on 41 kickoffs ... Averaged 41.1 yards per punt ... Totaled 14 punts inside the 20-yard line ... Punted five times for 183. Yards, averaging 36 yards per punt, with a long of 42 against Houston Christian (Sept. 3) ... Two of his punts vs. Houston Christian were downed inside the 20-yard line ... Kicked off four times for 260 yards with four touchbacks vs. Houston Christian ... Called on to punt six times for 245 yards with a long of 52 vs. Wyoming (Sept. 10) ... Accumulated 70 yards on two punts with one dropping inside the 20-yard line against Lamar (Sept. 17) ... Booted two punts for 80 yards with a long of 48 against Idaho State (Sept. 24), pinning one inside the 20-yard line ... Punted three times for 119 yards vs. Idaho (Oct. 1), dropping two of his punts inside the 20-yard line ... Totaled a career high 336 yards on eight punts, averaging 42 yards per punt, with a long of 54 against Sacramento State (Oct. 8) ... Dropped one punt inside the

20-yard line vs. Sacramento State ... Called on to punt six times for 254 yards, averaging 42.3 yards per punt, with a long of 56 vs. Montana State (Oct. 15) ... Entered to punt once for a season long 71 yards for a touchback against UC Davis (Oct. 22) ... Punted four times for 159 yards with a long of 48 vs. Portland State (Nov. 5), pinning one punt inside the 20-yard line ... Racked up 306 yards on seven punts with a long of 56 against Northern Arizona (Nov. 12), placing a season high three punts inside the 20-yard line ... Averaged 43.7 yards per punt against Northern Arizona ... Punted seven times for 272 yards with a long of 51 at Eastern Washington (Nov. 19) ... Also pinned two punts inside the 20-yard line against the Eagles.

2021 (FRESHMAN): Played in nine games during his freshman year, assuming primary punting duties for Northern Colorado ... Punted 52 times for 2,145 yards ... Averaged 41.3 yards per punt, which ranked 27th nationally ... Set a program record after booting an 84-yard punt vs. Sacramento State on Oct. 21 ... Pinned opponents inside the 20-yard line 15 times ... Had 10 punts over 50 yards ... Forced opponents into a fair catch 16 times ... Punted twice for 66 yards in his collegiate debut vs. Houston Baptist (Sept. 11) ... Assumed primary punting duties against Northern Arizona (Sept. 25) after punting five times for 247 yards, averaging a season high 49.4 yards per punt and pinning the Lumberjacks inside the 20-yard line twice ... Three of his punts vs. Northern Arizona went 50+ yards with a long of 56 ... Called on to punt eight times for a season high 316 yards, including two punts for 50+ yards, against Montana State (Oct. 2) with a long of 54 ... Dropped six punts for 265 yards (44.17 yards per punt) vs. Eastern Washington (Oct. 9), pinning the Eagles inside the 20-yard line twice ... Punted six times for 205 yards vs. UC Davis (Oct. 16) ... Boomed four punts for 178 yards, averaging 44.5 yards per punt, with a long of 47 vs. Southern Utah (Oct. 23) ... Also pinned opponents inside the 20-yard line a season high three times and forced two fair catches vs. Southern Utah ... Booted six punts for 277 yards, averaging 46.17 yards per punt, with a career long 84-yard punt against Sacramento State (Oct. 30) ... His 84-yarder vs. Sacramento State set a program record ... Also pinned Sacramento State inside the 20-yard line twice and forced three fair catches ... Totaled 295 yards on seven punts vs. Montana (Nov. 11) with a long of 57, dropping two boots inside the 20-yard line and recording two punts for over 50 yards ... Called on to punt eight times for 296 yards with a long of 46 against Weber State (Nov. 20), dropping two punts inside the 20-yard line.

HIGH SCHOOL: Attended La Jolla High School in La Jolla, Calif. ... Two-sport athlete playing football and soccer ... Named Eastern League Specialist of the Year ... Earned a spot on the San Diego Tribune's all-academic team.

CAREER PUNTING STATS

	GP/GS	NO.	YARDS	LG	AVG/G	FC	I20	50+
2021 (NC)	9/0	52	2,140	84	41.2	16	15	10
2022 (NC)	11/0	51	2,095	71	41.1	25	14	8
2023 - Redshirt season - did not appear in any games								
2024	13/0	41	1,855	66	45.2	11	11	11
TOTAL	33/0	144	6,090	84	42.3	52	40	33





RETURNING PLAYERS



#5 CAMERON BALL

DL | 6-5 | 326 | R-Sr. | 3L
Atlanta, Ga. (Tri-Cities HS)

2025 SECOND-TEAM PRESEASON ALL-SEC (PHIL STEELE)

2024 WUERFFEL TROPHY WATCH LIST

2024 FALL SEC ACADEMIC HONOR ROLL

2024 (REDSHIRT JUNIOR): Started all 13 games ... registered a career high 47 tackles including four for loss and 1.5 sacks ... Registered five tackles and a quarterback hurry during a Liberty Bowl win over Texas Tech (Dec. 27) ... Tallied a career-high seven tackles, including one for loss at Missouri (Nov. 30) ... Totaled two stops in a win over Louisiana Tech (Nov. 23) ... Started and registered four tackles including an assisted tackle for loss vs. Texas (Nov. 16) ... Notched five stops and a quarterback hurry vs. Ole Miss (Nov. 2) ... Recovered a fumble and totaled three tackles, including a half sack and assisted tackle for loss in a win at Mississippi State (Oct. 26) ... Registered four tackles, including one for loss vs. LSU (Oct. 19) ... Recorded four tackles and a sack in a win over No. 4 Tennessee (Oct. 5) ... Started against Texas A&M (Sept. 28) ... Made one tackle in a win at Auburn (Sept. 21) ... Recorded four tackles in a win over UAB (Sept. 14) ... Tallied five stops at Oklahoma State (Sept. 7) ... Started on the defensive line and registered two tackles during a season-opening win over UAPB (Aug. 29).

2023 (REDSHIRT SOPHOMORE): Played in 11 games with six starts, including each of the final four games of the season ... Recorded a career-best 32 tackles to go with 1.5 tackles for loss, a half sack and a forced fumble ... Recorded a pair of tackles in season-opening victory over Western Carolina (Sept. 2) ... Made four stops vs. Kent State (Sept. 9) and one vs. BYU (Sept. 16) ... Logged a career-best six tackles at LSU (Sept. 23), including a half sack ... Earned his first start of the season vs. Texas A&M (Sept. 30), making two tackles ... Made two more stops at Ole Miss (Oct. 7) ... Did not play at Alabama (Oct. 14) due to an injury ... Recorded a tackle for loss as part of a four-tackle performance vs. Mississippi State (Oct. 21) ... Produced a single tackle in win at Florida (Nov. 4) followed by four more stops vs. Auburn (Nov. 11) ... Tallied a single stop vs. Florida International (Nov. 18) ... Logged five tackles vs. Missouri (Nov. 24).

2022 (REDSHIRT FRESHMAN): Saw action in all 13 games, including his first career start vs. Kansas in the AutoZone Liberty Bowl (Dec. 28) ... Made a pair of stops, including a solo tackle, in the season opener vs. Cincinnati (Sept. 3) ... Recorded two tackles in win over South Carolina (Sept. 10) ... Racked up two tackles for third straight game in Missouri State (Sept. 17) victory ... Made one stop vs. Alabama (Oct. 1) ... Collected a career-best five tackles at Mississippi State (Oct. 8) ... Notched his first tackle for loss at BYU (Oct. 15) as part of a three-tackle afternoon ... At Auburn (Oct. 29) made two tackles ... Recorded two tackles, including a half tackle for loss, against Liberty (Nov. 5) ... Produced four stops vs. LSU (Nov. 12) ... Made two solo tackles and three total to go with a quarterback hurry in win over Ole Miss (Nov. 19) ... Recorded two stops at Missouri (Nov. 25) ... Made three tackles, including his first career sack, to go with a forced fumble in Liberty Bowl victory over Kansas.

2021 (FRESHMAN): Redshirt season ... Played in two games ... Made collegiate debut against Georgia Southern (Sept. 18) ... Notched his first career tackle against UAPB (Oct. 23).

HIGH SCHOOL: Rated a consensus three-star prospect by 247Sports, Rivals and ESPN ... Ranked the No. 35 defensive tackle in his class by Rivals

... Rated the No. 29 overall player in Georgia by 247Sports ... Played for head coach Cuevas Dargan at Tri-Cities High School ... Played in six games as a senior making 42 tackles with 6.0 tackles for loss and 4.0 sacks ... Also broke up three passes, recovered two fumbles and forced one fumble ... As a junior played in six games, making 30 tackles with 3.0 tackles for loss and 2.0 sacks ... Also recovered one fumble and forced two fumbles ... **CHOSE ARKANSAS OVER:** Arizona State, Georgia Tech, Duke, Minnesota, Boston College and others.

CAREER DEFENSIVE STATS

	GP/GS	UA	A	TOTAL	TFL	SACK	FF/FR	INT	QBH	PD
2021	2/0	0	1	1	0.0	0.0	0/0	0	1	0
2022	13/1	9	22	31	2.5	1.0	1/0	0	1	0
2023	11/6	7	25	32	1.5	0.5	1/0	0	0	0
2024	13/13	22	25	47	4	1.5	0/1	0	2	0
TOTAL	39/20	38	73	111	8.0	3.0	2/1	0	4	0





RETURNING PLAYERS



#54 KEYSHAWN BLACKSTOCK

OL | 6-5 | 320 | R-Sr. | 1L
Covington, Ga. (Newton HS/Michigan St.)

2024-25 FIRST-YEAR SEC ACADEMIC HONOR ROLL

2024 (REDSHIRT JUNIOR): Saw action in 12 games while making nine starts on the Razorbacks' offensive line ... Helped the Razorbacks average 459.5 yards of total offense per game which ranked 10th nationally ... Helped pave way for 559 total yards of offense during a 39-26 Liberty Bowl win over Texas Tech (Dec. 27) ... Started at left guard in a win over Louisiana Tech (Nov. 23) ... Played in a loss to Texas (Nov. 16) ... Saw action vs. Ole Miss (Nov. 2) ... Played in a win at Mississippi State (Oct. 26) ... Started in a loss to LSU (Oct. 19) ... Paved the way for 434 yards of total offense in a win over No. 4 Tennessee (Oct. 5) ... Started in loss to Texas A&M (Sept. 28) ... Started in a win at Auburn (Sept. 21) ... Played an integral role in helping Arkansas rush for 200-plus yards in its first three games of the season ... Started in a win over UAB (Sept. 14) ... Started on the Arkansas offensive line at Oklahoma State, paving the way for 648 yards of total offense (Sept. 7) ... Started at right tackle while paving the way for 279 rushing yards and 408 yards of total offense in a win over UAPB (Aug. 29).

AT MICHIGAN STATE

2023 (JUNIOR): Redshirt season ... Played in four games ... Made his season debut against Central Michigan (Sept. 1) ... Also saw action on the offensive line against Richmond (Sept. 8), against No. 8 Washington (Sept. 16) and against Maryland (Sept. 23).

PRIOR TO MICHIGAN STATE: Ranked the top junior college interior offensive lineman in the nation by 247Sports, Rivals, ESPN and On3 ... Rated one of the best overall junior college prospects in the nation by Rivals (No. 3), 247Sports (No. 7), ESPN (No. 16) and On3 (No. 33) ... Enrolled at Coffeyville Community College in Coffeyville, Kan., in 2021 and played two seasons for the Red Ravens (2021-22) ... In 2022, helped lead Coffeyville to an 8-3 overall record and a berth in the Division 1 NJCAA Playoffs ... Named a first-team junior college All-American ... Also named to the All-KJCCC First Team ... Before Coffeyville, attended Newton High School in Covington, Ga. ... Born June 21, 2002.



#50 KOBE BRANHAM

OL | 6-5 | 326 | R-Fr. | RS
Fort Smith, Ark. (Southside HS)

2024-25 FIRST-YEAR SEC ACADEMIC HONOR ROLL

2024 (FRESHMAN): Saw action in five games while making one start on the Hogs' offensive line ... Appeared as a short-yardage blocker in goal-line situations ... Earned first career start during a 39-26 win over Texas Tech in the Liberty Bowl (Dec. 27) ... Saw action in short-yardage situations during a loss to Missouri (Nov. 30) ... Appeared as a blocker in a goal-line package in a loss to Texas (Nov. 16) ... Saw first career game action in a win at Mississippi State (Oct. 26).

HIGH SCHOOL: A consensus three-star prospect by 247Sports, Rivals, ESPN and On3 ... Rated the No. 30 offensive lineman nationally by Rivals ... No. 5 overall prospect in Arkansas according to Rivals ... No. 7 overall prospect in Arkansas by ESPN ... No. 13 overall prospect in Arkansas according to On3 ... No. 15 overall prospect in Arkansas by 247Sports ... Played for head coach Kim Dameron at Southside High School in Fort Smith, Ark. ... As a senior, recorded 56 pancake blocks and did not allow a sack all season ... Earned a 94.3% grade on the offensive line ... Birthdate: Nov. 4, 2005 ... **CHOSE ARKANSAS OVER:** Oklahoma, Oklahoma State, Ole Miss, SMU, Texas A&M and others.





RETURNING PLAYERS



#2 SELMAN BRIDGES

DB | 6-2 | 181 | So. | 1L
Temple, Texas (Lake Belton HS)

2024 (FRESHMAN): Saw action in seven games ... Registered a pass breakup ... Played in Liberty Bowl win over Texas Tech (Dec. 27) ... Saw action during a loss at Missouri (Nov. 30) ... Played in a win at Mississippi State (Oct. 26) ... Saw action in a 24-14 win at Auburn (Sept. 21) ... Played in a win over UAB (Sept. 14) ... Saw action at Oklahoma State (Sept. 7) ... Recorded a pass breakup in a season-opening win over UAPB (Aug. 29).

HIGH SCHOOL: A four-star prospect by 247Sports, Rivals and ESPN ... Rated the No. 68 overall prospect in ESPN 300 rankings ... No. 100 overall prospect in Top247 rankings ... No. 121 overall prospect in Rivals250 rankings ... No. 5 cornerback in the country and No. 7 overall prospect in Texas according to ESPN ... No. 8 cornerback nationally and No. 17 overall prospect in Texas by 247Sports ... No. 15 cornerback in the country and No. 22 overall prospect in Texas according to Rivals ... Selected to play in the 2024 All-American Bowl ... Played for head coach Brian Cope at Lake Belton High School in Temple, Texas ... As a senior, finished with 19 total tackles (16 solo), three pass breakups and one interception ... Also returned two kickoffs for 101 yards during the 2023 season ... Birthdate: March 7, 2006 ... **CHOSE ARKANSAS OVER:** Alabama, Arizona, Arizona State, Baylor, Cal, Duke, LSU, Miami (Fla.), Nebraska, Oklahoma, Ole Miss, Oregon, Oregon State, Penn State, SMU, Tennessee, Texas, Texas A&M, TCU, Texas Tech, USC, Vanderbilt, Washington and others.



#3 CJ BROWN

WR | 6-1 | 194 | So. | 1L
Bentonville, Ark. (Bentonville HS)

2024 (FRESHMAN): Saw action in eight games while making one start ... Registered five receptions for 62 yards ... Recorded a start and caught four passes for 50 yards in Liberty Bowl win over Texas Tech (Dec. 27) ... Registered first career reception on a 12-yard pass from Taylen Green vs. Texas (Nov. 16) ... Played in a win at Mississippi State (Oct. 26) ... Saw action against Texas A&M (Sept. 28) ... Was targeted once in a win at Auburn (Sept. 21) ... Saw action against UAB (Sept. 14) ... Registered game action at Oklahoma State (Sept. 7) ... Saw action in season-opening win over UAPB (Aug. 29).

HIGH SCHOOL: A consensus three-star prospect by 247Sports, Rivals, ESPN and On3 ... Rated the No. 79 wide receiver in the country and the No. 8 overall prospect in Arkansas according to ESPN ... No. 84 wide receiver nationally and No. 6 overall prospect in Arkansas by 247Sports ... No. 85 wide receiver in the country and No. 8 overall prospect in Arkansas according to On3 ... Played for head coach Jody Grant at Bentonville High School in Bentonville, Ark. ... Finished senior season with 55 catches for 1,254 yards (22.8 ypc) and 15 touchdowns ... Completed one pass for a 62-yard touchdown ... Also rushed twice for 81 yards and two scores ... Returned five kickoffs for 373 yards (74.6 avg) and three touchdowns during the 2023 campaign ... Birthdate: Aug. 12, 2005 ... **CHOSE ARKANSAS OVER:** Kansas State, Louisville, Minnesota, Oklahoma State, Purdue, Vanderbilt and others.

CAREER RECEIVING STATS

	GP/GS	REC	YDS	AVG/C	TD	LG
2024	8/1	5	62	12.4	0	31
TOTAL	8/1	5	62	12.4	0	31



RETURNING PLAYERS



#55
FERNANDO CARMONA

OL | 6-5 | 325 | R-Sr. | 1L
Las Vegas, Nev. (Las Vegas HS/San Jose St.)

2025 SECOND-TEAM PRESEASON ALL-AMERICA (PHIL STEELE)
2025 FIRST-TEAM PRESEASON ALL-SEC (PHIL STEELE)
2025 NFF HAMPSHIRE HONOR SOCIETY MEMBER
2024 THIRD-TEAM ALL-SEC (COACHES)
SEC OFFENSIVE LINEMAN OF THE WEEK (SEPT. 2, 2024, OCT. 7, 2024)
2024 HONORABLE MENTION PRESEASON ALL-SEC (CFN)
2024-25 FIRST-YEAR SEC ACADEMIC HONOR ROLL

2024 (REDSHIRT JUNIOR): Served as an integral part of the Razorbacks' offensive line by starting all 13 games ... Helped the Razorbacks average 459.5 yards of total offense per game which ranked 10th nationally while pass blocking for an aerial attack that ranked 18th nationally with an average of 274.7 yards per game ... Helped pave way for 559 total yards of offense during a 39-26 Liberty Bowl win over Texas Tech (Dec. 27) ... Started during a loss to Missouri (Nov. 30) ... Started in a win over Louisiana Tech (Nov. 23) ... Started against Texas (Nov. 16) ... Started in a loss to Ole Miss (Nov. 2) ... Helped pave the way for 673 yards of total offense (314 passing, 359 rushing) while not allowing a single sack, during the Razorbacks' dominant 58-25 win over Mississippi State (Oct. 26) ... Started in a loss to LSU (Oct. 19) ... Earned SEC Offensive Lineman of the Week honors after paving the way for 434 yards of total offense in a win over No. 4 Tennessee (Oct. 5) ... Started in loss to Texas A&M (Sept. 28) ... Started in a win at Auburn (Sept. 21) ... Played an integral role in helping Arkansas rush for 200-plus yards in its first three games of the season ... Started in a win over UAB (Sept. 14) ... Started on the Arkansas offensive line at Oklahoma State, paving way for 648 yards of total offense (Sept. 7) ... Earned SEC Offensive lineman of the week honors after a season-opening win over UAPB (Sept. 2) ... Started at left tackle while paving way for 279 rushing yards and 408 yards of total offense in win over UAPB (Aug. 29).

AT SAN JOSE STATE

2023 (REDSHIRT SOPHOMORE): Honorable Mention All-Mountain West Conference honoree ... Started all 12 regular season games on the offensive line, guiding San Jose State to a co-regular season Mountain West Championship ... Played a total of 765 snaps and finished the season with an overall grade of 81.5 per PFF ... Logged a pass block grade of 81.0 and a run block grade of 78.9 ... Allowed just two sacks in 424 pass blocking snaps ... Anchored a San Jose State rushing attack that ran for 233 yards in regular season finale vs. UNLV ... Blocked for two San Jose State players who both eclipsed over 800 rushing yards on the season ... Helped running back Kairee Robinson rank third nationally in rushing touchdowns (18) and fourth nationally in yards per carry (7.13) in 2023 ... Allowed the Spartans to gain over 100 rushing yards in 10 games, including five games with 200+ total rushing yards and one game with 300+ total rushing yards.

2022 (REDSHIRT FRESHMAN): Started all 12 games at left tackle ... Recorded 809 offensive snaps ... Allowed just three sacks in 569 pass blocking snaps ... Earned his first collegiate start against Portland State (Sept. 1) ... Earned Academic All-Mountain West honors.

2021 (FRESHMAN): Redshirt season ... Appeared in one game, making his collegiate debut against Southern Utah (Aug. 28).

HIGH SCHOOL: Played for head coach Eric Capetillo at Las Vegas High School in Las Vegas, Nev. ... Lined up at tight end, receiving second-team All-Sunrise League honors in 2019 ... Finished season with 13 receptions for 152 yards and a touchdown ... Also played basketball and tennis.

PERSONAL: Son of Fernando and Gail Carmona ... Father, Fernando, was an All-Western Athletic Conference first baseman for Utah in 1985 ... Brother, George, was a long snapper for UNLV in 2016 ... Birthdate: July 8, 2002.





RETURNING PLAYERS



#86 WALKER CATSAVIS

WR | 6-4 | 176 | R-Jr. | SQ
Fort Smith, Ark. (Northside HS/Arkansas St.)

2024 (JUNIOR): No in-game reps in 2024.

AT ARKANSAS STATE

2023 (REDSHIRT FRESHMAN): Did not see game action in his second season with the Red Wolves.

2022 (FRESHMAN): Redshirted in his first season at Arkansas State.

HIGH SCHOOL: Threw for 1,423 yards and 16 touchdowns as the starting quarterback at Northside High School in 2021 ... Held the role of starting quarterback after moving from receiver in 2020 ... Was third on the team with 210 rushing yards and three touchdowns ... Also competed on the basketball team ... Birthdate: June 6, 2003.



#9 CHARLIE COLLINS

DL | 6-5 | 255 | So. | 1L
Pine Bluff, Ark. (Mills HS)

2024 (FRESHMAN): Saw action in all 13 games, primarily appearing on special teams ... Recorded two tackles and a pass breakup ... Logged a tackle in Liberty Bowl victory against Texas Tech (Dec. 27) ... Saw action on special teams during a loss at Missouri (Nov. 30) ... Registered a quarterback hurry in a win over Louisiana Tech (Nov. 23) ... Played on special teams vs. Texas (Nov. 16) ... Saw action on special teams vs. Ole Miss (Nov. 2) ... Appeared in a win at Mississippi State (Oct. 26) ... Played in loss vs. LSU (Oct. 19) ... Saw action in a win over No. 4 Tennessee (Oct. 5) ... Saw action on special teams vs. Texas A&M (Sept. 28) ... Appeared in a win at Auburn (Sept. 21) ... Played in a win over UAB (Sept. 14) ... Saw action on special teams at Oklahoma State (Sept. 7) ... Recorded a solo tackle during a season-opening win over UAPB (Aug. 29).

HIGH SCHOOL: A consensus four-star prospect by 247Sports, Rivals, ESPN and On3 ... Rated the No. 66 overall prospect according to On3 ... No. 92 overall prospect in Top247 rankings ... No. 130 overall prospect in Rivals 250 rankings ... No. 231 overall prospect in ESPN 300 rankings ... Ranked as the No. 1 overall prospect in Arkansas by On3 and Rivals ... No. 2 overall prospect in Arkansas by 247Sports and ESPN ... No. 8 defensive lineman in the country according to On3 ... No. 14 defensive lineman nationally by Rivals ... No. 15 defensive lineman in the country according to ESPN ... No. 16 defensive lineman nationally by ESPN ... Selected to play in the 2024 All-American Bowl ... Played for head coach Cortez Lee at Mills University Studies High School in Little Rock, Ark. ... Finished his high school career with 239 total tackles (113 solo), 77.0 tackles for loss and 24.0 sacks in 23 games ... Also carded one interception, eight pass breakups, six fumble recoveries and three forced fumbles in his career ... As a senior, totaled 115 stops (57 solo) with 31.0 tackles for loss, including 12.0 sacks, over 11 games ... Added four pass breakups, three forced fumbles, one fumble recovery and one blocked extra-point during the 2023 season ... Offensively, caught one pass for an eight-yard touchdown and rushed 12 times for 49 yards (4.1 ypc) and three touchdowns ... As a junior, finished with 124 total tackles (56 solo) with 46.0 tackles for loss, including 12.0

sacks, over 12 games ... Logged one interception, four pass breakups, five fumble recoveries and one forced fumble during the 2022 campaign ... Offensively, hauled in 11 passes for 67 yards (6.1 ypc) ... Birthdate: Sept. 7, 2005 ... CHOSE ARKANSAS OVER: Alabama, Auburn, Colorado, Georgia, LSU, Maryland, Miami (Fla.), Michigan, Michigan State, Missouri, Oklahoma, Ole Miss, Oregon, Penn State, SMU, Tennessee, Texas, Texas A&M, TCU, Vanderbilt and others.

CAREER DEFENSIVE STATS

	GP/GS	UA	A	TOTAL	TFL	SACK	FF/FR	INT	QBH	PD
2024	13/0	2	0	2	0.0	0.0	0/0	0	1	0
TOTAL	13/0	2	0	2	0.0	0.0	0/0	0	1	0



#45 PRESTON DAVIS

LB | 5-11 | 218 | R-Fr. | RS
Little Rock, Ark. (LR Christian Academy)

2024-25 FIRST-YEAR SEC ACADEMIC HONOR ROLL

2024 (FRESHMAN): No game appearances in 2024.

HIGH SCHOOL: Played for head coach Eric Cohu at Little Rock Christian Academy in Little Rock, Ark. ... Recorded 402 total tackles, including 30 tackles for loss, with four sacks, four interceptions, four recovered fumbles, a forced fumble and a pick-six during his high school career ... As a senior in 2023, racked up 132 total tackles, including six tackles for loss, with two sacks, one forced fumble and one recovered fumble.



#58 TIM DAWN

OL | 6-2 | 316 | R-Jr. | SQ
Camden, Ark. (Camden Fairview HS/Baylor)

2024-25 FIRST-YEAR SEC ACADEMIC HONOR ROLL

2024 FALL SEC ACADEMIC HONOR ROLL

2024 (JUNIOR): No game appearances in 2024.

AT BAYLOR

2023 (REDSHIRT FRESHMAN): Did not see game action in his second season.

2022 (FRESHMAN): Made collegiate debut at center in a season-opening win over UAlbany.

HIGH SCHOOL: Prepped at Camden Fairview High School in Arkansas under head coach Jacob Monden ... Helped Camden Fairview to a 10-2 record and a berth in the second round of the state playoffs as a senior in 2021 ... Paved the way for a Cardinal offense that averaged over 40 points per game in 2021 ... Ranked as a three-star prospect by the three major recruiting sites ... Rated as the No. 12 prospect in the state of Arkansas by 247Sports ... Chose Baylor over Arizona State, Missouri, Kansas and North Texas, among others.

PERSONAL: Son of Mary Dawn.



RETURNING PLAYERS



#14 STEPHEN DIX JR.

LB | 6-1 | 240 | *R-Sr. | 1L
Orlando, Fla. (Dr. Phillips HS/Marshall)

2024 (REDSHIRT SENIOR): Appeared in all 13 games while making 10 starts ... Finished third on the team in total tackles with 72 (23 solo, 49 assisted) ... Registered two sacks for a total of 14 yards in addition to a pass breakup, three quarterback hurries and a fumble recovery ... Logged seven tackles during Liberty Bowl victory vs. Texas Tech (Dec. 27) ... Registered seven tackles in a loss to Missouri (Nov. 30) ... Collected four stops and a quarterback hurry in a win over Louisiana Tech (Nov. 23) ... Registered a game-high nine tackles in a loss to Texas (Nov. 16) ... Notched eight tackles vs. Ole Miss (Nov. 2) ... Registered four tackles, including an assisted sack in a win at Mississippi State (Oct. 26) ... Collected eight tackles and a quarterback hurry in a loss to LSU (Oct. 19) ... Recorded six tackles including a half sack in a win over No. 4 Tennessee (Oct. 5) ... Collected three stops vs. Texas A&M (Sept. 28) ... Registered two tackles and recovered a fumble in a win at Auburn (Sept. 21) ... Tied Jayden Johnson for a game-high 10 tackles, including five solo tackles in a win over UAB (Sept. 14) ... Collected a tackle at Oklahoma State (Sept. 7) ... Registered three tackles, a sack and 1.5 tackles for loss during a season-opening win over UAPB (Aug. 29).

AT MARSHALL

2023 (REDSHIRT JUNIOR): Played in all 13 games in his lone year with The Herd, making 67 tackles to finish third on the team ... Logged seven tackles for loss, two sacks and one fumble recovery ... Opened the season with six stops vs. Albany (Sept. 2) ... Recorded one tackle for loss as part of four tackles at East Carolina (Sept. 9) ... Made three tackles vs. Virginia Tech (Sept. 23) ... Tallied a pair of tackles vs. Old Dominion (Sept. 30) and two more at NC State (Oct. 7) ... Posted a tackle for loss with four tackles at Georgia State (Oct. 14) ... Recorded four stops vs. James Madison (Oct. 19) ... Logged five tackles at Coastal Carolina (Oct. 28) ... Made six tackles with one tackle for loss at Appalachian State (Nov. 5) ... Posted three stops vs. Georgia Southern (Nov. 11) ... Had a career day at South Alabama (Nov. 18) with career-highs in tackles (14) and tackles for loss (2.5) to go with one sack ... Returned a fumble eight yards vs. Arkansas State (Nov. 25) to go with five tackles and a half tackle for loss ... Made nine tackles with one sack vs. UTSA (Dec. 19) in the Frisco Bowl.

AT FLORIDA STATE

2022 (JUNIOR): Redshirt season ... Missed the entire year due to injury.

2021 (SOPHOMORE): Played in all 12 games, making 14 tackles with one pass breakup ... Made one tackle in season opener vs. No. 9 Notre Dame (Sept. 5) ... Registered two tackles and one pass breakup vs. Jacksonville State (Sept. 11) ... Recorded a season-high four tackles at Wake Forest (Sept. 18) ... Made one stop vs. Syracuse (Oct. 2) and at North Carolina (Oct. 9) ... Recorded three solo tackles vs. UMass (Oct. 23) ... Made one tackle vs. North Carolina State (Nov. 6) ... Had one stop in season finale at Florida (Nov. 27).

2020 (FRESHMAN): Played in all nine games, including starting the final five games, and recorded 45 tackles, including 3.5 for loss and one quarterback hurry ... Ranked third on the team in tackles ... Earned Freshman All-America honors from Rivals ... Co-Devaughn Darling Defense Freshman of the Year and a Seminole Scholar ... Opened season with four tackles, 0.5 for loss, vs. Georgia Tech (Sept. 12) ... Made seven tackles, 1.0 for loss, at No. 12 Miami (Sept. 26) ... Had three solo stops at No. 5 Notre Dame (Oct. 10) ... Recorded a season-high nine tackles and one quarterback hurry in 31-28 victory vs. No. 5 North Carolina

(Oct. 17) ... Tallied four tackles with one tackle for loss at Louisville (Oct. 24) ... Recorded eight tackles with half a tackle for loss vs. Pitt (Nov. 7) ... Had five tackles at North Carolina State (Nov. 14) ... Logged five stops with half a tackle for loss in 56-35 win vs. Duke (Dec. 12).

HIGH SCHOOL: Four-star prospect and No. 19 outside linebacker according to 247Sports Composite rankings ... Rated 14th at his position by Rivals ... Ranked 240th in ESPN 300 ... Helped Dr. Phillips win 2017 FHSAA 8A state championship after tallying 130 tackles and 10.0 sacks ... Also forced three fumbles and recovered three fumbles his sophomore season ... Helped lead Panthers to regional semifinal as a junior and regional final round of state playoffs his senior year ... Ranked fourth on 2020 Central Florida Super60 ... Chose Florida State over Miami, Florida and Clemson among others.

PERSONAL: Son of Stephen Dix Sr. and Kimberly Caleb ... Born January 13, 2002.

CAREER DEFENSIVE STATS

	GP/GS	UA	A	TOTAL	TFL	SACK	FF/FR	INT	QBH	PD
2020 (FSU)	9/5	18	27	45	3.5	0.0	0/0	0	1	0
2021 (FSU)	12/0	5	9	14	0.0	0.0	0/0	0	0	1
2022 (FSU) - Redshirt season - did not appear in any games										
2023 (MU)	13/7	31	36	67	7.0	2.0	0/1	0	4	1
2024	13/10	23	49	72	2.5	2.0	0/1	0	3	1
TOTAL	47/22	77	121	198	13.0	4.0	0/2	0	8	3





RETURNING PLAYERS



#73 BROOKS EDMONSON

OL | 6-4 | 316 | R-Jr. | 2L
Bryant, Ark. (Bryant HS)

2024 FALL SEC ACADEMIC HONOR ROLL

2024 (REDSHIRT SENIOR): Saw action in 13 games while making one start ... Primarily appeared on special teams ... Earned first career start during a 39-26 win over Texas Tech in the Liberty Bowl (Dec. 27) ... Helped pave the way for 559 total yards of offense during a 39-26 Liberty Bowl win over Texas Tech (Dec. 27) ... Played on special teams during a loss at Missouri (Nov. 30) ... Saw action in a win over Louisiana Tech (Nov. 23) ... Played on special teams in a loss to Texas (Nov. 16) ... Saw action on special teams vs. Ole Miss (Nov. 2) ... Appeared in a win at Mississippi State (Oct. 26) ... Played on special teams against LSU (Oct. 19) ... Saw action in a win over No. 4 Tennessee (Oct. 5) ... Played on special teams vs. Texas A&M (Sept. 28) ... Played in a win at Auburn (Sept. 21) ... Saw action at Oklahoma State (Sept. 7) and in a season-opening win over UAPB (Aug. 29).

2023 (REDSHIRT FRESHMAN): Earned playing time in 11 games during his second season, seeing the field in the team's final 11 games ... Primarily used on special teams as part of field goal/extra point protection ... Saw action on the offensive line in victory vs. Florida International (Nov. 23)

2022 (FRESHMAN): Redshirted in his first season as a Razorback.

HIGH SCHOOL: Helped pave the way for a potent Bryant offense that led the Hornets to 42 straight wins and four straight Class 7A state titles ... Originally committed to Princeton before accepting preferred walk-on offer with Arkansas ... Blocked for Bryant QB Austin Ledbetter, who pitched for the Razorbacks before joining the football team as a quarterback in the spring of 2024.



#36 CADE FIELDS

LB | 6-1 | 210 | R-Jr. | SQ
Fayetteville, Ark. (Fayetteville HS/Ark. Tech)

2024-25 FIRST-YEAR SEC ACADEMIC HONOR ROLL

2024 (REDSHIRT SOPHOMORE): Did not appear in any games in the 2024 season.

AT ARKANSAS TECH

2023 (REDSHIRT FRESHMAN): Saw action in two games ... Did not record any statistics ... Made collegiate debut against Henderson State (Sept. 16) ... Participated against Southwestern Oklahoma State (Oct. 7).

2022 (FRESHMAN): Redshirt season ... Did not appear in any games.

HIGH SCHOOL: Played for head coach Casey Dick at Fayetteville High School in Fayetteville, Ark. ... Lined up on both sides of the football, seeing action at running back and linebacker ... Racked up 66 total tackles, including 13.0 tackles for loss, and five quarterback hurries in his high school career ... Added two pass breakups, one interception and one fumble recovery.

CAREER RUSHING STATS

	GP/GS	ATT	YDS	AVG/G	TD	LG
2023	2/0	0	0	0.0	0	0
2024	0/0	0	0	0.0	0	0
TOTAL	2/0	0	0	0.0	0	0



RETURNING PLAYERS



**#95
IAN GEFFRARD**

DL | 6-5 | 389 | R-So. | RS
Mableton, Ga. (Whitefield Academy)

2024 (REDSHIRT FRESHMAN): Appeared in 12 games ... Tallied 13 total tackles (four solo, nine assists) ... Registered 1.5 tackles for loss ... Collected a tackle during a 39-26 victory over Texas Tech in the Liberty Bowl (Dec. 27) ... Registered one tackle in a loss to Missouri (Nov. 30) ... Notched two tackles during a win over Louisiana Tech (Nov. 23) ... Played in a loss to Texas (Nov. 16) ... Saw action against Ole Miss (Nov. 2) ... Collected four tackles in a win at Mississippi State (Oct. 26) ... Played in loss to LSU (Oct. 19) ... Recorded a tackle in a win over No. 4 Tennessee (Oct. 5) ... Saw action against Texas A&M (Sept. 28) ... Recorded a tackle in a win at Auburn (Sept. 21) ... Saw action in a win over UAB (Sept. 14) ... Registered two tackles, including a team-leading 1.5 tackles for loss during a season-opening victory over UAPB (Aug. 29).

2023 (FRESHMAN): Redshirted during his first season, playing in four games ... Made a pair of tackles in win over Western Carolina (Sept. 2) in season opener ... Saw action at LSU, vs. Texas A&M and at Ole Miss.

HIGH SCHOOL: A consensus three-star prospect according to 247Sports, Rivals, ESPN and On3 ... Two-way player who will line up on the defensive line for the Razorbacks ... Rated the No. 56 offensive tackle in the country by ESPN ... No. 69 offensive tackle nationally and No. 77 player in George according to 247Sports ... Played on both sides of the ball for head coach Coleman Joiner at Whitefield Academy in Smyrna, Ga. ... As a sophomore, racked up 59 total tackles with 9.0 tackles for loss and 4.0 sacks ... Forced one fumble ... As a junior, made 37 total tackles ... As a senior, totaled 43 tackles with 11.0 tackles for loss and 3.0 sacks ... Registered 11 quarterback hurries ... Recovered one fumble ... **CHOSE ARKANSAS OVER:** Auburn, Boston College, Duke, Georgia Tech, Louisville, Minnesota, Mississippi State, North Carolina, Texas and others.

PERSONAL: Son of Gerard Geffrard and Yissiana Sanchez ... Has a sister, Emily Henry, and a brother, Mason Geffrard ... Birthdate: Jan. 7, 2005.

CAREER DEFENSIVE STATS

	GP/GS	UA	A	TOTAL	TFL	SACK	FF/FR	INT	QBH	PD
2023	4/0	0	2	2	0.0	0.0	0/0	0	0	0
2024	12/0	4	9	13	1.5	0.0	0/0	0	0	0
TOTAL	16/0	4	11	15	1.5	0.0	0/0	0	0	0



**#10
TAYLEN GREEN**

QB | 6-6 | 224 | R-Sr. | 1L
Lewisville, Texas (Lewisville HS/Boise State)

2024 AUTOZONE LIBERTY BOWL MVP
2024 EARL CAMPBELL TYLER ROSE AWARD WATCH LIST
SEC PLAYER OF THE WEEK (OCT. 28, 2024)
DAVEY O'BRIEN AWARD GREAT 8 LIST (OCT. 28, 2024)
MANNING AWARD STAR OF THE WEEK (OCT. 28, 2024)
2024-25 FIRST-YEAR SEC ACADEMIC HONOR ROLL

2024 (REDSHIRT JUNIOR): Started all 13 games at quarterback ... Concluded the 2024 campaign with 3,756 (602 rushing, 3,154 passing, 23 TD) yards of total offense, good for second-most in a single season in program history behind only QB Ryan Mallett's school-record mark of 3,795 (-74 rushing, 3,869 passing, 36 TD) in 2010 ... Finished with the seventh 3,000-yard passing season in program history, and as one of only five quarterbacks in program history to throw for 3,000-plus yards in a season, joining Ryan Mallett, Tyler Wilson, Brandon Allen and Austin Allen ... Threw for a touchdown and rushed for a touchdown in four games during the season ... Finished 13th nationally in total offense per game (288.9), 14th nationally in passing yards per completion (13.71) and 21st in total passing yards (3,154) ... Was named Liberty Bowl MVP after completing 11-21 passes for Arkansas bowl record 341 yards and two touchdowns while rushing for 81 yards and a touchdown in a 39-26 win over Texas Tech (Dec. 27) ... Became the first Arkansas passer to eclipse the 300-yard passing mark in a bowl game since QB Brandon Allen threw for 315 yards vs. Kansas State in the 2016 Liberty Bowl (Dec. 27) ... Became the only FBS quarterback this century to pass for 300+ yards, rush for 75+ yards, average 30.0+ yards per completion and throw no interceptions in a single game (Dec. 27) ... Threw for 229 yards on 21-35 passing while rushing for 53 yards on 14 carries in a loss at Missouri (Nov. 30) ... Completed 20-37 passes for 221 yards and two touchdowns while throwing one interception and rushing for 61 yards and two touchdowns on six carries in a win over Louisiana Tech (Nov. 23) ... Became the first Arkansas quarterback to have three multi-rushing touchdown games in a season since at least 1978 (Nov. 23) ... His 41-yard rushing touchdown was the longest by an Arkansas quarterback since Matt Jones had a 72-yard rushing score in the second quarter of a 35-3 win over Ole Miss on Nov. 13, 2004 (Nov. 23) ... Completed 17-25 passes for 149 yards and one interception against Texas (Nov. 16) ... Exited early due to injury after completing 10-14 passes for 158 yards and rushing for 16 yards on 10 carries vs. Ole Miss (Nov. 2) ... Completed 23-30 passing attempts for 314 yards and a career-high five touchdowns while rushing for 79 yards and a touchdown on eight carries in a 58-25 win at Mississippi State (Oct. 26) becoming first Arkansas quarterback to throw for five touchdowns and rush for a touchdown in a single game since Ryan Mallett accomplished the feat against UTEP in 2010 ... Also became just the fifth quarterback in Arkansas history to throw for five or more touchdowns in a game (Oct. 26) ... Completed 21-31 passes for 239 yards and a touchdown with one interception vs. LSU, highlighted by a 25-yard touchdown pass to Andrew Armstrong in the second quarter (Oct. 19) ... Completed 19 of 27 passing attempts for 266 yards in a win over No. 4 Tennessee (Oct. 5) ... Completed 23-41 passes for 279 yards with a touchdown and interception vs. Texas A&M (Sept. 28) ... His 75-yard touchdown strike to Isaac TeSlaa was the first pass of 70+ yards since 2021 (Sept. 28) ... Rushed for a game-high 80 yards on 18 carries while completing 12-27 passes with a touchdown and two interceptions at Auburn (Sept. 21) ... Rushed for 97 yards and two touchdowns on 17 carries while completing 11-26 passes with

2025 ARKANSAS FOOTBALL



RETURNING PLAYERS

an interception for 161 yards in a win over UAB (Sept. 14) ... Also registered a tackle against UAB (Sept. 14) ... Completed 26-45 passes with a touchdown and interception for a career-high 416 passing yards at Oklahoma State, the most by an Arkansas quarterback in a single game since Tyler Wilson threw for 510 in a 42-38 win over Texas A&M on Oct. 1, 2011 (Sept. 7) ... Completed 16-of-23 passes (70%) for 229 yards and two touchdowns, while rushing six times for 88 yards (14.7 ypc) and two touchdowns during the Razorbacks' 70-0 season-opening thumping of UAPB (Aug. 29) ... Became just the third Arkansas quarterback since 1997 to pass for multiple touchdowns and rush for multiple scores in a game while leading the offense to a touchdown on all seven drives during his first start as a Razorback vs. UAPB (Aug. 29).

AT BOISE STATE

2023 (REDSHIRT SOPHOMORE): Played in 13 games with 12 starts ... Completed 121-of-212 passes (57.1%) for 1,752 yards and 11 touchdowns on the year ... Also rushed for 436 yards and nine touchdowns on 78 carries (5.6 ypc) ... Two multi-passing touchdown games during the season, doing so at Utah State (Nov. 18) and at UNLV (Dec. 2) in the Mountain West Conference Championship Game ... Two multi-rushing touchdown games, rushing for a pair of scores against San Jose State (Oct. 7) as well as at UNLV (Dec. 2) in the MWC Championship Game ... Saved his best performance of the season for the MWC Championship Game, earning Offensive MVP honors after completing 12-of-15 (80.0%) passes for 226 yards and two touchdowns while also rushing for 90 yards and two scores on eight carries (11.3 ypc) to lead Boise State to its record fifth MWC championship.

2022 (REDSHIRT FRESHMAN): Appeared in 13 games, starting 10 ... Named to College Football News Freshman All-America Second Team ... Mountain West Freshman of the Year ... Took over the starting quarterback position in week five ... Led the team with 2,042 passing yards, going 166-for-271 (61.3%) ... Responsible for 24 touchdowns (14 passing, 10 rushing) ... One of nine FBS quarterbacks to register at least 10 passing and 10 rushing touchdowns in 2022, and the only freshman to do so ... Threw for 200-plus yards in six of his 10 starts ... Surpassed the 100-yard rushing mark in three games, including a career-high 119-yard rushing performance in the Frisco Bowl (Dec. 17) ... First Boise State quarterback to run for 100-plus yards in a single game since 2014, and the first in program history to have multiple 100-yard games in a single season ... Completed 24-of-30 (80.0%) passes with 305 passing yards against Colorado State (Oct. 29), marking single-game career highs in completions, attempts, yards passing and completion percentage ... Threw for four touchdowns and dashed 91 yards for a fifth score against Utah State (Nov. 25), marking the longest run from scrimmage in Bronco history at any position ... Threw for 137 yards and a touchdown and ran for 119 and two touchdowns against North Texas in the Frisco Bowl (Dec. 17) ... Named offensive MVP.

2021 (FRESHMAN): Redshirt season ... Appeared in two games, making his debut at Utah State (Sept. 25) ... Recorded a season-long 17-yard run at Fresno State (Nov. 6).

HIGH SCHOOL: Three-star recruit per 247Sports and ESPN ... Rated as the No. 21 dual-threat quarterback in the country according to 247Sports ... No. 22 dual-threat quarterback in the country by ESPN ... Rated as one of the top-100 recruits in Texas according to 247Sports (No. 95) ... Top 100 in Dallas Morning News area rankings ... Played for head coach Michael Odle at Lewisville High School in Lewisville, Texas ... Led Lewisville to the District 6-6A playoffs each of his last two seasons ... As a junior, threw for 2,217 yards and 25 touchdowns with only three interceptions ... Added 445 yards and 12 touchdowns on the ground ... As a senior, totaled 2,431 passing yards and 22 touchdowns ... Also ran for 653 yards and seven touchdowns on the year ... Member of track & field team ... School record holder in the long jump ... Born Oct. 18, 2002.

CAREER PASSING STATS

	GP/GS	COMP	ATT	PCT	YDS	TD	INT	LG
2021 (BSU)	2/0	0	0	0.0	0	0	0	0
2022 (BSU)	13/10	166	271	61.3	2042	14	6	52
2023 (BSU)	13/12	121	212	57.1	1752	11	9	75
2024	13/13	230	381	60.4	3154	15	9	94
TOTAL	41/35	517	864	59.8	6948	40	24	94

CAREER RUSHING STATS

	ATT	YDS	AVG/G	TD	LG
2021 (BSU)	5	2	1.0	0	17
2022 (BSU)	81	588	45.2	10	91
2023 (BSU)	78	436	33.5	9	70
2024	156	602	46.3	8	41
TOTAL	320	1828	39.7	27	91





RETURNING PLAYERS



#76 E'MARION HARRIS

OL | 6-7 | 300 | R-Jr. | 2L
Little Rock, Ark. (Joe T. Robinson HS)

2024 (REDSHIRT SOPHOMORE): Started all 13 games on the Razorbacks' offensive line ... Helped the Razorbacks average 459.5 yards of total offense per game which ranked 10th nationally while pass blocking for an aerial attack that ranked 18th nationally with an average of 274.7 yards per game ... Helped pave way for 559 total yards of offense during a 39-26 Liberty Bowl win over Texas Tech (Dec. 27) ... Started during a loss to Missouri (Nov. 30) ... Started in a win over Louisiana Tech (Nov. 23) ... Started against Texas (Nov. 16) ... Started in a loss to Ole Miss (Nov. 2) ... Helped pave the way for 673 yards of total offense (314 passing, 359 rushing) while not allowing a single sack during the Razorbacks' dominant 58-25 win over Mississippi State (Oct. 26) ... Started in a loss to LSU (Oct. 19) ... Paved the way for 434 yards of total offense in a win over No. 4 Tennessee (Oct. 5) ... Started in loss to Texas A&M (Sept. 28) ... Started in a win at Auburn (Sept. 21) ... Played an integral role in helping Arkansas rush for 200-plus yards in its first three games of the season ... Started in a win over UAB (Sept. 14) ... Started on the Arkansas offensive line at Oklahoma State, paving the way for 648 yards of total offense (Sept. 7) ... Made first career start at left guard while paving the way for 279 rushing yards and 408 yards of total offense in win over UAPB (Aug. 29).

2023 (REDSHIRT FRESHMAN): Saw action in six games during his second year in the program, earning time on the offensive line and special teams ... Received seven snaps on the offensive line in win over Western Carolina (Sept. 2), 10 vs. BYU (Sept. 16) and five vs. FIU (Nov. 18) according to Pro Football Focus ... Did not allow a sack over 10 pass plays ... Served on the field goal/extra points unit in three games.

2022 (FRESHMAN): Redshirted in his first season at Arkansas, seeing action in two games ... Earned snaps in wins at Auburn and vs. Kansas in the AutoZone Liberty Bowl.

HIGH SCHOOL: Enrolled early and participated in spring practices ... Consensus four-star prospect by 247Sports, Rivals and ESPN ... Rated the No. 3 player in Arkansas and No. 29 offensive tackle in the country by Rivals ... Played both offensive and defensive line for head coach Todd Eskola at Joe T. Robinson High School ... Helped Joe T. Robinson to a state championship with a 14-1 record as a senior ... Graded at 86% as an offensive lineman, while adding 61 tackles, 28.0 tackles for loss and two forced fumbles on the defense line ... As a junior played on a team that went 8-4 and qualified for the state playoffs ... Appeared in nine games and recorded 36 total tackles with 15.0 tackles for loss and 4.0 sacks ... His sophomore season, he helped the team to a 14-1 record and a state title ... Registered 44 tackles with 14.0 tackles and 3.0 tackles for loss ... Started at right tackle as a freshman on a team that finished 12-3 and qualified for the state title game ... **CHOSE ARKANSAS OVER:** Georgia, Oklahoma, Miami, Tennessee, Texas A&M and others.

PERSONAL: Son of Elliott (former Arkansas defensive lineman from 2001-04) and Tiffany Harris ... has a brother, Elliott Jr., and a sister, Talia ... Born Sept. 8, 2004.



#11 MONTE HARRISON

WR | 6-3 | 231 | So. | 1L
Lee's Summit, Mo. (West HS)



2024-25 FIRST-YEAR SEC ACADEMIC HONOR ROLL

2024 (FRESHMAN): Saw action in 11 games ... Caught two passes for 29 yards ... Recovered an on-side kick and returned it 20 yards ... Played on special teams during a loss at Missouri (Nov. 30) ... Saw action in a win over Louisiana Tech (Nov. 23) ... Played in a loss to Texas (Nov. 16) ... Saw action on special teams vs. Ole Miss (Nov. 2) ... Played in a win at Mississippi State (Oct. 26) ... Played in loss to LSU (Oct. 19) ... Saw action in a win over No. 4 Tennessee (Oct. 5) ... Played in a win at Auburn (Sept. 21) ... Recovered and returned an onside kick 16 yards, helping set up a drive that ended in a field goal in a win over UAB (Sept. 14) ... Saw action at Oklahoma State (Sept. 7) ... Became only the second player in NCAA history to record a statistic in an official FBS football game following his Major League Baseball career by catching two passes for 29 yards during his collegiate debut vs. UAPB (Aug. 29).

HIGH SCHOOL: Starred at Lee's Summit West (MO) HS, playing football, basketball and baseball ... Committed to Nebraska to play baseball and football ... Four-star football prospect according to 247Sports and the No. 7 athlete in Missouri and No. 52 wide receiver nationally ... Chose Nebraska over: Arkansas, Indiana, Iowa, Michigan State, Kansas, Missouri, Michigan and Wisconsin ... As a senior, scored 25 touchdowns and gained 1,205 total yards before hitting .433 with a 1.245 OPS during the spring.

PERSONAL: Selected in the 2nd round (50th overall) of the Major League Baseball Draft in 2014 by the Milwaukee Brewers ... Played professionally for 10 seasons, reaching the major leagues with the Miami Marlins (2020-21) and Los Angeles Angels (2022) playing in 50 games total ... Collected 12 hits, including two home runs, scoring 13 runs and driving in six to go with seven stolen bases as a big leaguer ... In the minors, he played 770 games in his career slashing .240/.327/.395 with 90 home runs and 210 stolen bases ... Was part of trade that sent Christian Yelich from Miami to Milwaukee ... Played his final professional baseball season for the Nashville Sounds ... Entered the 2021 season ranked as the Marlins' No. 16 prospect before making his major league debut Aug. 4 at Baltimore and collecting his first major league hit Aug. 6 vs. the Orioles ... Hit his first MLB home run against Atlanta Aug. 15 ... Selected to play in the 2019 All-Star Futures Game but did not play due to a wrist injury ... Born Aug. 10, 1995 ... His older brother, Shaquille, played in the NBA with Phoenix, Chicago, Utah, Denver and Brooklyn from 2018-22 ... Pronounced mon-TAY.



RETURNING PLAYERS

CAREER RECEIVING STATS

	GP/GS	REC	YDS	AVG/C	TD	LG
2024	11/0	2	29	14.5	0	18
TOTAL	11/0	2	29	14.5	0	18

CAREER KICK RETURN STATS

	GP/GS	ATT	YDS	AVG/G	TD	LG
2024	11/0	1	20	1.8	0	20
TOTAL	11/0	1	20	1.8	0	20




#6
KAVION HENDERSON

DL | 6-2 | 257 | R-Fr. | RS
Leeds, Ala. (Leeds HS)

2024 (FRESHMAN): Played in one game while redshirting during his first season at Arkansas ... Saw action in season-opening win over UAPB (Aug. 29).

HIGH SCHOOL: A four-star prospect according to Rivals and ESPN ... No. 129 overall prospect in ESPN 300 rankings ... No. 156 overall prospect in Rivals250 rankings ... Rated the No. 17 strongside defensive end prospect in the country and the No. 10 overall prospect in Alabama by Rivals ... No. 18 defensive end prospect nationally and No. 9 overall prospect in Alabama according to ESPN ... No. 44 defensive end prospect in the country and No. 28 overall prospect in Alabama by 247Sports ... Played for head coach Jerry Hood at Leeds High School in Leeds, Ala. ... As a senior, recorded 45 total tackles with 10.0 tackles for loss and seven sacks ... Credited with two quarterback hurries ... Recorded one forced fumble ... Offensively, logged a one-yard rushing touchdown ... **CHOSE ARKANSAS OVER:** Alabama, Arizona State, Auburn, Colorado, Duke, Florida, Florida State, Georgia, Kentucky, LSU, Louisville, Maryland, Michigan, Michigan State, Mississippi State, Missouri, Notre Dame, Oklahoma, Ole Miss, Oregon, Purdue South Carolina, Tennessee, Texas A&M, UCF, USC, West Virginia, Wisconsin and others.



#1
RODNEY HILL

RB | 5-10 | 195 | R-Jr. | 1L
Statesboro, Ga. (Bulloch Academy/Florida A&M)

2024 (REDSHIRT SOPHOMORE): Appeared in 10 games while making one start ... Rushed 28 times for 128 yards and two touchdowns ... Hauled in eight receptions for 69 yards while tallying 132 kick return yards on eight returns ... Started and rushed for 81 yards on eight carries during 39-26 win over Texas Tech in the Liberty Bowl (Dec. 27) ... Also tallied one kickoff return for 18 yards (Dec. 27) ... Logged a career-long 70-yard rush on the Razorback's first drive of the game against Texas Tech, eclipsing his previous long of 19 which he accomplished on Sept. 9, 2023, while playing at Florida State in a win over Southern Miss (Dec. 27) ... Returned four kickoffs for 82 yards while rushing once for two yards in a loss to Missouri (Nov. 30) ... Rushed once for seven yards and had one kickoff return for 10 yards in a win over Louisiana Tech (Nov. 23) ... Caught one pass for seven yards in a loss to Texas (Nov. 16) ... Returned to action, rushing three times for 16 yards and a touchdown vs. Ole Miss (Nov. 2) ... Rushed once for seven yards against Texas A&M (Sept. 28) ... Ran three times for 14 yards while hauling in a pass for seven yards in a win at Auburn (Sept. 21) ... Rushed three times for 23 yards and returned a kickoff 16 yards against UAB (Sept. 14) ... Saw action at Oklahoma State rushing

four times for 20 yards while recording three receptions for nine yards (Sept. 7) ... Rushed for 15 yards and a touchdown on four carries and caught two passes for 16 yards in a win over UAPB(Aug. 29) ... Scored first touchdown as a Razorback on a four-yard rush in the first quarter against UAPB (Aug. 29).

AT FLORIDA STATE

2023 (REDSHIRT FRESHMAN): Ran for 190 yards and one touchdown on 50 carries while playing in 12 games ... Added five catches for 83 yards and a pair of kickoff returns for 42 yards ... Gained 29 yards on five carries in season-opening win over No. 5 LSU (Sept. 3) ... Carried five times for 31 yards, including a career-best 19-yard run, in win over Southern Miss (Sept. 9) ... Ran for a season-high 42 yards on five carries and added a five-yard catch at Boston College (Sept. 16) ... Posted an eight-yard catch to go with 13 yards on six rushes in win vs. Virginia Tech (Oct. 7) ... Scored a touchdown as part of six carries for 30 yards in win over No. 16 Duke (Oct. 21), adding two kickoff returns for 42 yards ... Ran five times for 11 yards with a 23-yard catch in victory at Wake Forest (Oct. 28) ... Caught a career-best two passes for a career-high 47 yards while adding five rushing yards at Pitt (Nov. 4) ... Rushed six times for 19 yards vs. North Alabama (Nov. 18) ... Gained nine yards on three carries in ACC Championship Game win over No. 14 Louisville (Dec. 2) ... Transferred to Florida A&M for spring semester before transferring to Arkansas during summer.

2022 (FRESHMAN): Played in four games during his freshman season to preserve his redshirt ... Rushed for 144 yards with one touchdown on 27 carries ... Made his collegiate debut vs. Duquesne (Aug. 27) running for 55 yards and a score on nine carries ... Gained 17 yards on three carries vs. Boston College (Sept. 24) ... Ran six times for 41 yards in win vs. Georgia Tech (Oct. 29) ... Carried nine times for 31 yards in victory over Louisiana (Nov. 19).

HIGH SCHOOL: Four-star prospect rated No. 235 in ESPN300 ... Ranked as No. 15 athlete nationally and 25th-best prospect in Georgia by ESPN ... Named No. 26 athlete prospect in Class of 2022 and No. 45 overall in Georgia on 247 Composite ... Ranked 34th among athletes and 49th in Georgia by 247Sports ... Ranked as nation's 42nd-best running back and 68th overall from Georgia by Rivals ... Rushed 38 times for 344 yards and three touchdowns, averaging 9.1 yards per carry, during senior season ... Also caught 12 passes for 152 yards and one touchdown ... Over his final two seasons, totaled 1,242 all-purpose yards with average of 138.0 yards per game ... Took snaps at wide receiver, running back and defensive back for Bulloch over final two seasons ... Also ran track and played basketball at Bulloch.

CAREER RUSHING STATS

	GP/GS	ATT	YDS	AVG/G	TD	LG
2022 (FSU)	4/0	27	144	36.0	1	18
2023 (FSU)	12/0	50	190	15.8	1	19
2024	10/0	28	184	18.4	2	70
TOTAL	26/0	105	518	19.9	4	70

CAREER RECEIVING STATS

	REC	YDS	AVG/C	TD	LG
2022 (FSU)	0	0	0.0	0	0
2023 (FSU)	5	83	16.6	0	48
2024	8	68	8.5	0	29
TOTAL	13	151	11.6	0	48





RETURNING PLAYERS



#7
KJ JACKSON

QB | 6-4 | 220 | R-Fr. | RS
Montgomery, Ala. (St. James School)

2024-25 FIRST-YEAR SEC ACADEMIC HONOR ROLL

2024 (FRESHMAN): Played in the season opener vs. UAPB before redshirting during his first season ... Saw first college action during a 70-0 win over UAPB ... Completed all four passing attempts for 59 yards (Aug. 29).

HIGH SCHOOL: A four-star prospect according to 247Sports and Rivals ... Rated the No. 18 quarterback in the country and No. 20 overall prospect in Alabama by 247Sports ... No. 16 overall prospect in Alabama by Rivals ... No. 8 quarterback in Alabama according to Rivals ... Played for head coach Neal Posey at Saint James School in Montgomery, Ala. ... Finished high school with 130 career touchdown passes, good for third all-time in Alabama High School Athletic Association history ... As a senior in 2023, led Saint James to 11-3 overall record ... Completed 147-of-259 passes (56.8%) for 2,951 yards and 43 touchdowns ... Ran for 665 yards and 14 touchdowns on 147 carries (4.5 ypc) ... Recorded two 100-yard rushing performances on the year ... As a junior in 2022, powered Saint James to a 13-2 record and a 3A Alabama state championship, completing 132-of-205 passes for 2,813 yards with 42 touchdowns ... Also ran the ball 77 times for 171 yards and six scores ... Threw for 351 yards and five touchdowns in the 3A state championship game to earn MVP honors ... Tabbed WSFA Fever Athlete of the Year and Capital City Conference Player of the Year in 2022 ... As a sophomore in 2021, recorded a 10-2 record after completing 87-of-131 pass attempts for 1,992 yards with 28 touchdowns and only three interceptions ... Birthdate: Jan. 18, 2006 ... CHOSE ARKANSAS OVER: Kansas, Kentucky, Louisville, Missouri, North Carolina, Ole Miss, Penn State, West Virginia and others.

CAREER PASSING STATS

	GP/GS	COMP	ATT	PCT	YDS	TD	INT	LG
2024	1/0	4	4	100.0	59	0	0	18
TOTAL	1/0	4	4	100.0	59	0	0	18

CAREER RUSHING STATS

	ATT	YDS	AVG/G	TD	LG
2024	1	3	3.0	0	3
TOTAL	1	3	3.0	0	3



#99
KALEB JAMES

DL | 6-4 | 265 | R-So. | RS
Mansfield, Texas (Mansfield HS)

2024 (REDSHIRT FRESHMAN): Appeared in three games but did not register a statistic ... Played during a Liberty Bowl win over Texas Tech (Dec. 27) ... Saw action on special teams in a win over Louisiana Tech (Nov. 23) and UAPB (Aug. 29) ... Played during a Liberty Bowl win over Texas Tech (Dec. 27) ... Saw action on special teams in a win over Louisiana Tech (Nov. 23)

2023 (FRESHMAN): Redshirted in his first season at Arkansas.

HIGH SCHOOL: A consensus three-star prospect according to 247Sports, Rivals, ESPN and On3 ... Rated the No. 37 strong side defensive end nationally by Rivals ... No. 40 defensive lineman in the country according to ESPN ... No. 94 player in Texas by 247Sports Composite ... Played for head coach Gregory George at Mansfield High School in Mansfield, Texas ... As a sophomore, recorded 57 total tackles with 16.0 tackles for loss and 10.0 sacks ... Totaled 27 quarterback hurries ... Logged one pass breakup and one fumble recovery ... As a junior, racked up 105 total tackles with 20.0 tackles for loss and 10.0 sacks ... Tallied 36 quarterback hurries on the year to go along with five fumble recoveries and two forced fumbles ... As a senior, posted 82 total tackles with 20.0 tackles for loss and 11.5 sacks ... Credited with 34 quarterback hurries ... Responsible for two fumble recoveries, one forced fumble, one pass breakup and one blocked field goal ... Son of Adam and Kimberly James ... Has a brother, Jaxon ... Birthdate: Jan. 18, 2005 ... CHOSE ARKANSAS OVER: Arizona State, Baylor, Boston College, Colorado, Kansas, Kansas State, Maryland, Michigan State, Minnesota, Oklahoma, Oklahoma State, Texas Tech, Utah, Virginia and others.



#27
AHKHARI JOHNSON

DB | 5-11 | 185 | So. | 1L
Texarkana, Texas (Pleasant Grove HS)

2024-25 FIRST-YEAR SEC ACADEMIC HONOR ROLL

2024 (FRESHMAN): Appeared in 10 games ... Recorded two solo tackles ... Saw action on special teams during Liberty Bowl vs. Texas Tech (Dec. 27) ... Played on special teams in a win over Louisiana Tech (Nov. 23) ... Saw action on special teams vs. Ole Miss (Nov. 2) ... Played in a win at Mississippi State (Oct. 26) ... Saw action on special teams against LSU (Oct. 19) ... Played in a win over No. 4 Tennessee (Oct. 5) ... Saw action against Texas A&M (Sept. 28) ... Played on special teams in win over Auburn (Sept. 21) ... Saw action in a win over UAB (Sept. 14) ... Registered two tackles during his collegiate debut vs. UAPB (Aug. 29).

HIGH SCHOOL: A consensus three-star prospect according to 247Sports, Rivals, ESPN and On3 ... Rated the No. 21 athlete nationally by On3 ... No. 27 athlete in the country and No. 79 overall prospect in Texas according to Rivals ... No. 97 athlete nationally by ESPN ... Played for head coach Josh Gibson at Pleasant Grove High School in Texarkana, Texas ... Guided Pleasant Grove to a 12-1 record as a senior ... Completed 135 passes for 1,274 yards and 32 touchdowns as a senior ... Also ran 126 times for 857 yards and 18 touchdowns during his senior season ... Threw for 1,710 yards and 21 touchdowns as a junior ... Recorded 856 yards on 117 carries and 12 rushing touchdowns during junior campaign ... Attended same high school as current Razorback defensive lineman Landon Jackson ... Birthdate: Oct. 2, 2005 ... CHOSE ARKANSAS OVER: Arizona State, Houston, Kansas State, Missouri, Nebraska, Northwestern, Oklahoma State, Stanford, TCU, Texas Tech, Vanderbilt and others.

CAREER DEFENSIVE STATS

	GP/GS	UA	A	TOTAL	TFL	SACK	FF/FR	INT	QBH	PD
2024	10/0	2	0	2	0.0	0.0	0/0	0	0	0
TOTAL	10/0	2	0	2	0.0	0.0	0/0	0	0	0



RETURNING PLAYERS



#62
ALEX JOHNSON

OL | 6-3 | 299 | R-Fr. | RS
Little Rock, Ark. (Catholic HS)

2024 (FRESHMAN): Redshirted his first year on campus.

HIGH SCHOOL: Played on the offensive line at Little Rock Catholic HS, earning all-conference honors and an invitation to the Arkansas High School All-Star game following his senior season.



#18
KROSSE JOHNSON

WR | 5-10 | 176 | R-Fr. | RS
New Orleans, La. (Holy Cross School)

2024-25 FIRST-YEAR SEC ACADEMIC HONOR ROLL

2024 (FRESHMAN): Played in four games ... Registered two receptions for 25 yards ... Saw game action in 39-26 bowl win over Texas Tech (Dec. 27) ... Played in a win at Mississippi State (Oct. 26) ... Registered game action at Oklahoma State (Sept. 7) ... Recorded two receptions for a total of 25 yards during his collegiate debut, a season-opening win over UAPB (Aug. 29).

HIGH SCHOOL: A two-star prospect according to Rivals ... Played for head coach Scott Wattigny at Holy Cross School in New Orleans, La. ... Finished high school career with 21 receptions for 433 yards (20.6 ypc) and three touchdowns ... As a senior in 2023, caught 13 passes for 253 yards (19.5 ypc) and two touchdowns ... As a sophomore in 2022, posted eight catches for 180 yards (22.5 ypc) and one touchdown ... Returned three kickoffs for 68 yards (22.7 avg) ... Also ran track at Holy Cross ... Birthdate: Sept. 8, 2005 ... CHOSE ARKANSAS OVER: Indiana, Texas Tech and others.

CAREER RUSHING STATS

	GP/GS	REC	YDS	AVG/C	TD	LG
2024	4/0	2	25	12.5	0	15
TOTAL	4/0	2	25	12.5	0	15



#47
MADDOX LASSITER

TE | 6-3 | 246 | R-So. | 1L
Warren, Ark. (Warren HS)

2024 FALL SEC ACADEMIC HONOR ROLL

2024 (REDSHIRT FRESHMAN): Appeared in all 13 games with one start ... Utilized primarily as a blocking tight end while appearing in goal-line situations ... Earned first career start during a 39-26 win over Texas Tech in the Liberty Bowl (Dec. 27) ... Saw action in a loss to Missouri (Nov. 30) ... Was targeted once in a win over Louisiana Tech (Nov. 23) ... Saw action in a win over Louisiana Tech (Nov. 23) ... Appeared on special teams and in short-yardage situations

against Texas (Nov. 16) ... Saw action vs. Ole Miss (Nov. 2) ... Played in a win at Mississippi State (Oct. 26) ... Saw action on special teams against LSU (Oct. 19) ... Played in short-yardage situations during a win over No. 4 Tennessee (Oct. 5) ... Saw action against Texas A&M (Sept. 28) ... Played in short-yardage situations in victory at Auburn (Sept. 21) ... Saw action in goal line packages in a win over UAB (Sept. 14) ... Played at Oklahoma State and did not record a statistic (Sept. 7) ... Saw action in season-opening win over UAPB (Aug. 29).

HIGH SCHOOL: Attended Warren High School in Warren, Ark. ... Joined Razorbacks as a preferred walk-on ... Passed for 2,221 yards and 23 touchdowns while rushing 142 times for 1,115 yards and 16 touchdowns as a senior ... Also tallied 161 tackles, two sacks, five quarterback hurries, two forced fumbles, two pass breakups and two interceptions on defense during senior year.



#28
JUSTIN LOGAN

LB | 6-2 | 232 | R-Fr. | RS
Kennesaw, Ga. (Kell HS)

2024 (FRESHMAN): Redshirted his first season on campus, did not see game action in 2024.

HIGH SCHOOL: A four-star prospect by Rivals ... Tabbed No. 22 inside linebacker in class of 2024 by ESPN ... Rated the No. 42 linebacker in the country and No. 53 overall prospect in Georgia by 247Sports ... Played for head coach Brett Sloan at Kell High School ... Helped Kell High School to a 9-2 record, including a 6-0 regional mark ... Racked up 52 total tackles, 2.0 tackles for loss, one sack, three PBUs, two QB hurries, two forced fumbles, two fumble recoveries and one interception as a senior in 2023 ... Birthdate: Oct. 30, 2005 ... CHOSE ARKANSAS OVER: Cincinnati, Colorado, Duke, Georgia Tech, Indiana, Louisville, Missouri, Kentucky, Maryland, Mississippi State, NC State, Pittsburgh, South Carolina, UCF, Vanderbilt and others.



RETURNING PLAYERS



#16 MIGUEL MITCHELL

DB | 6-1 | 220 | R-Jr. | RS
Oxford, Ala. (Oxford HS/Florida)

2024-25 FIRST-YEAR SEC ACADEMIC HONOR ROLL

2024 (JUNIOR): Appeared in five games with two starts after missing the front half of the season due to injury ... Tallied 20 tackles including an assisted tackle for loss and an interception ... Tallied a career-high eight tackles and an interception which he returned 47 yards in a Liberty Bowl win over Texas Tech (Dec. 27) ... Made first start of the season, recording three tackles, including one assisted tackle for loss in a loss to Texas (Nov. 16) ... Totaled one tackle vs. Ole Miss (Nov. 2) ... Recorded five tackles in a win at Mississippi State (Oct. 26) ... Saw first action of the season against LSU, registering three tackles (Oct. 19).

AT FLORIDA

2023 (SOPHOMORE): Started at safety in eight games and played in 11, finished with 37 tackles (19 solo), a half tackle for loss, two pass breakups and an interception ... Broke up a pass and recorded four tackles in season opener at No. 14 Utah (Aug. 31) ... Recorded three tackles vs. No. 11 Tennessee (Sept. 16) ... Matched a career-best with four tackles in win over Charlotte (Sept. 23) ... Posted his first of back-to-back games with five tackles at Kentucky (Sept. 30) ... Sealed the victory at South Carolina (Oct. 14) with an interception and made five tackles ... Had one stop vs. No. 1 Georgia (Oct. 28) ... Recorded a career-high six tackles with a pass breakup vs. Arkansas (Nov. 4) ... Made a pair of tackles at No. 18 LSU (Nov. 11) ... Posted three solo tackles at No. 9 Missouri (Nov. 18) ... Picked up a half tackle for loss as part of four-tackle game vs. No. 5 Florida State (Nov. 25).

2022 (FRESHMAN): Appeared in all 13 games as a true freshman ... Finished the season with 15 tackles, one TFL and a forced fumble ... Made his collegiate debut in the home opener vs. Utah (Sept. 3) ... Recorded three stops vs. South Florida (Sept. 17) ... Posted a season-best four tackles, including a tackle for loss, with a forced fumble in win over Eastern Washington (Oct. 2) ... Logged one stop against Missouri and one against LSU in back-to-back weeks in The Swamp ... Started at defensive back vs. South Carolina (Nov. 12) making three tackles ... Made one tackle in each of the final three games of the season at Vanderbilt (Nov. 19), at Florida State (Nov. 25) and vs. Oregon State in the Las Vegas Bowl (Dec. 17).

HIGH SCHOOL: Named MVP in the 2021 Alabama-Mississippi All-Star Game ... Totaled 33 tackles, eight pass breakups, three forced fumbles, two interceptions and blocked a field goal to go with 293 total yards of offense and three touchdowns his senior year at Oxford HS ... Top-35 player in the state of Alabama by 247Sports Composite Rankings ... Won the 6A State Championship in 2019 ... Signed with Florida over Oregon, USC and Tennessee, among others.

CAREER DEFENSIVE STATS

	GP/GS	UA	A	TOTAL	TFL	SACK	FF/FR	INT	QBH	PD
2022 (UF)	13/1	8	7	15	1.0	0.0	1/0	0	0	0
2023 (UF)	11/8	19	18	37	0.5	0.0	0/0	1	0	2
2024	5/2	13	7	20	0.5	0.0	0/0	1	0	0
TOTAL	29/11	40	32	72	2.0	0.0	1/0	2	0	2



#60 JONAS NANTZE

OL | 6-5 | 298 | R-Fr. | RS
Springdale, Ark. (Shiloh Christian Academy)

2024-25 FIRST-YEAR SEC ACADEMIC HONOR ROLL

2024 (FRESHMAN): Redshirted in 2024.

HIGH SCHOOL: A force on the offensive line at Shiloh Christian Academy, helping the Saints to a state runner-up finish in 2023 as a senior ... Recorded 141 pancake blocks and did not allow a sack in his final season.



RETURNING PLAYERS



#30 ASHTON NGO

LS | 5-11 | 233 | R-Sr. | 1L
Andover, Kan. (Andover HS/Hutchinson CC)

2024 (REDSHIRT JUNIOR): Appeared in all 13 games as the Razorbacks' long snapper ... Helped kicker Matthew Shipley go a perfect 3-3 on field goal attempts during the Liberty Bowl win over Texas Tech (Dec. 27) ... Played on special teams during a loss at Missouri (Nov. 30) ... Helped kicker Matthew Shipley go a perfect 5-5 on point after attempts in a win over Louisiana Tech (Nov. 23) ... Played in a loss to Texas (Nov. 16) ... Saw action on special teams vs. Ole Miss (Nov. 2) ... Helped Matthew Shipley go 3-3 on field goal attempts and 7-7 on extra point attempts while long-snapping during a win at Mississippi State (Oct. 26) ... Saw action on special teams against LSU (Oct. 19) ... Saw action in a win over No. 4 Tennessee (Oct. 5) ... Served as primary long snapper in loss to Texas A&M (Sept. 28) ... Made two tackles on punt coverage during a win at Auburn (Sept. 21) ... Helped Kyle Ramsey go 3-4 on field goal attempts and 4-4 on extra-point attempts in a win over UAB (Sept. 14) ... Handled snapping duties at Oklahoma State (Sept. 7) ... Helped Arkansas kickers go a perfect 10-10 on PATs while long snapping during a season-opening win over UAPB (Aug. 29).

2023 (REDSHIRT SOPHOMORE): Redshirted in his first season at Arkansas after transferring.

AT HUTCHINSON CC

2022 (SOPHOMORE): Played in nine games at long snapper ... Totaled three solo tackles.

2021 (FRESHMAN): Appeared in seven games at long snapper ... Recorded three tackles including two solo stops.

HIGH SCHOOL: Played at Andover High School in Andover, Kan. ... Joined Razorbacks as preferred walk-on in spring 2023 ... Participated in spring practice for Razorbacks.



#81 ANDREAS PAASKE

TE | 6-6 | 265 | R-Sr. | 1L
Copenhagen, Denmark (Søllerød Sr. Sport/E. Mich.)

2024-25 FIRST-YEAR SEC ACADEMIC HONOR ROLL

2024 (SENIOR): Saw action in 10 games while making two starts ... Hauled in three receptions for a total of 19 yards and two touchdowns ... Started in Liberty Bowl vs. Texas Tech (Dec. 27) ... Played during a loss at Missouri (Nov.

30) ... Saw action in a win over Louisiana Tech (Nov. 23) ... Was targeted once in a loss to Texas (Nov. 16) ... Saw action against Ole Miss (Nov. 2) ... Recorded first reception as a Razorback and first multi-touchdown game with two receiving touchdowns while registering three catches for 19 yards in a win at Mississippi State (Oct. 26) ... Played in a loss to LSU (Oct. 19) ... Saw action in a win over UAB (Sept. 14) ... Played at Oklahoma State and did not record a statistic (Sept. 7) ... Saw action in season-opening win over UAPB (Aug. 29).

AT EASTERN MICHIGAN

2023 (JUNIOR): Played in seven games with three starts ... Logged four catches for 39 yards (9.8 ypc) on the year ... Caught one pass for a season-high 21 yards against Howard (Sept. 1) ... Finished with one catch for six yards against Ball State (Oct. 7) ... Recorded a season-high two receptions for 12 yards at Buffalo (Nov. 21).

2022 (SOPHOMORE): Academic All-MAC selection ... Saw action in all 13 games ... Recorded 10 receptions for 206 yards and two touchdowns on the year ... Captured his first collegiate reception for 34 yards against Eastern Kentucky (Sept. 2) ... Set a career high for longest catch with a 75-yard reception against Northern Illinois (Oct. 15) ... Caught three passes over 20 yards throughout the season.

2021 (FRESHMAN): Did not see game action.

HIGH SCHOOL: Played for the Søllerød Gold Diggers (Danish National League) in Rudersdal, Denmark ... Had two catches for 70 yards and a touchdown in a 56-0 win over the Aarhus Tigers ... Was named the team MVP in 2018 and 2019 and selected as the best player at the tight end position in Denmark ... Selected to Denmark's 45-man U19 National Team roster that participated in the IFAF 2019 U19 European Championships in Bologna, Italy ... Caught eight passes for 74 yards against Team France.

PERSONAL: Full name: Andreas Keldskov Paaske ... Son of Lars and Gitte Paaske ... Has a twin brother, Rasmus, who played basketball for the Denmark national team ... Birthdate: April 28, 2000 ... Pronounced on-DRAY-us POE-ska

CAREER RECEIVING STATS

	GP/GS	REC	YDS	AVG/C	TD	LG
2022 (EMU)	13/0	10	206	20.6	2	75
2023 (EMU)	7/3	4	39	9.8	0	21
2024	10/0	3	19	6.3	2	11
TOTAL	30/3	17	264	15.5	4	75





RETURNING PLAYERS



#66
PAYTON PARKS-SMITH

OL | 6-5 | 308 | R-Jr. | SQ
Sterlington, La. (Sterlington HS/McNeese)

2024 (REDSHIRT SOPHOMORE): No in-game reps in 2024.



#85
JACE PETTY

WR | 5-11 | 172 | R-Jr. | SQ
Frisco, Texas (Independence HS)

2024 FALL SEC ACADEMIC HONOR ROLL

2024 (REDSHIRT SOPHOMORE): Did not receive playing time in 2024.

2023 (REDSHIRT FRESHMAN): Did not see game action during his first year with the program.

HIGH SCHOOL: Played at Frisco Independence High School in Frisco, Texas ... Joined the Razorbacks through an open tryout in spring of 2023 ... Participated in 2023 spring practice.



#32
LANDON PHIPPS

DB | 6-0 | 183 | R-Jr. | 1L
Springdale, Ark. (Springdale HS)

2024 (REDSHIRT SOPHOMORE): Saw only game action of season during win over Texas Tech in the Liberty Bowl (Dec. 27).

2023 (REDSHIRT FRESHMAN): Did not see game action during his second season.

2022 (FRESHMAN): Redshirted in his first season on campus.

HIGH SCHOOL: A two-way player at Springdale HS, seeing action at quarterback and defensive back as a senior, while also seeing time at wide receiver earlier in his prep career ... As a senior he finished with 1,207 all-purpose yards and 14 touchdowns for the Bulldogs.



#38
ANTON PIERCE

DB | 6-2 | 208 | R-So. | SQ
Little Rock, Ark. (Mills HS)

2024 (REDSHIRT FRESHMAN): Did not receive playing time in 2024.

2023 (FRESHMAN): Redshirted in his first season.

HIGH SCHOOL: Attended Mills HS in Little Rock, Ark. ... Joined the Razorbacks as a preferred walk-on ... Recorded 50 catches for 1,007 yards and 13 touchdowns along with one rushing touchdown as a senior ... Also compiled 67 tackles, five tackles for loss, six interceptions and 10 pass breakups on defense as a senior.



RETURNING PLAYERS



#97 QUINCY RHODES JR.

DL | 6-6 | 276 | Jr. | 2L
North Little Rock, Ark. (N. Little Rock HS)

2024 (SOPHOMORE): Appeared in 12 games while making one start ... Tallied 15 total tackles (six solo, nine assists), including two for loss while registering a sack, a pass breakup and five quarterback hurries ... Earned first career start, tallying two tackles and a pass breakup during a win over Texas Tech in the Liberty Bowl (Dec. 27) ... Recorded one tackle in a loss to Missouri (Nov. 30) ... Registered two tackles and a quarterback hurry during a win over La Tech (Nov. 23) ... Recorded a tackle for loss in a loss to Texas (Nov. 16) ... Registered three tackles vs. Ole Miss (Nov. 2) ... Recorded three tackles in a win at Mississippi State (Oct. 26) ... Collected a quarterback hurry in a loss to LSU (Oct. 19) ... Saw action in a win over No. 4 Tennessee (Oct. 5) ... Registered first career sack and a single-game career-high two tackles vs. Texas A&M (Sept. 28) ... Saw action in a win at Auburn (Sept. 21) ... Recorded a tackle and a quarterback hurry in a win over UAB (Sept. 14) ... Registered a tackle and two quarterback hurries in a season-opening win over UAPB (Aug. 29).

2023 (FRESHMAN): Played in nine games in his first season on campus, primarily on special teams, making one tackle ... Logged 93 snaps on various special teams units according to Pro Football Focus ... Made one stop in his collegiate debut vs. Western Carolina (Sept. 2).

HIGH SCHOOL: A four-star prospect according to 247Sports ... The consensus No. 2 player in Arkansas by 247Sports, ESPN and On3 ... Rated the No. 34 edge rusher nationally by 247Sports and the No. 39 edge rusher in the country by On3 Consensus ... Played for head coach Randy Sandefur at North Little Rock High School in North Little Rock, Ark. ... As a senior, racked up 84 total tackles, including 11.5 sacks, with 34 quarterback hurries ... Also registered one pass breakup and one fumble recovery ... Selected to play in the 2022 U.S. Army Bowl in Frisco, Texas ... Son of Quincy Rhodes Sr. and Ashley Hill ... Has two sisters, Miah Rhodes and La'mia Crutchfield ... Birthdate: Dec. 1, 2004 ... CHOSE ARKANSAS OVER: Oklahoma, Arkansas State, Jackson State, Kansas State and Memphis.

CAREER DEFENSIVE STATS

	GP/GS	UA	A	TOTAL	TFL	SACK	FF/FR	INT	QBH	PD
2023	9/0	1	0	1	0.0	0.0	0/0	0	0	0
2024	12/1	6	9	15	2.0	1.0	0/0	0	5	1
TOTAL	21/1	7	9	16	2.0	1.0	0/0	0	5	1



#0 BRAYLEN RUSSELL

RB | 6-1 | 238 | So. | 1L
Benton, Ark. (Benton HS)

2024 (FRESHMAN): Played in 10 games while registering two starts ... Rushed 67 times for a total of 354 yards and three touchdowns ... Averaged 5.3 yards per carry ... Caught three passes for 18 yards ... Ranked fourth on the team with 354 yards on total offense ... Saw action in Liberty Bowl win over Texas Tech, rushing 20 times for 50 yards and a touchdown (Dec. 27) ... Registered two yards on five carries vs. Ole Miss (Nov. 2) ... Rushed for a game-high and career-high 175 yards on 16 carries for an average of 10.9 yards per carry during the Razorbacks' 58-25 victory at Mississippi State (Oct. 26), became the first freshman to rush for 175 or more yards since Darren McFadden ran for 187 against South Carolina on Nov. 5, 2005 ... Also tallied one reception for 11 yards (Oct. 26) ... Rushed three times for three yards vs. LSU (Oct. 19) ... Started and rushed for a game-high 62 yards on eight carries during a win over No. 4 Tennessee (Oct. 5) ... Gained 15 yards on three carries against Texas A&M (Sept. 28) ... Rushed nine times for 22 yards with one reception for seven yards during a victory at Auburn (Sept. 21) ... Was the third freshman running back to rush for multiple touchdowns in a season under Sam Pittman ... Scored his second touchdown of the season on a two-yard rush in the second quarter of a win over UAB (Sept. 14) ... Saw action at Oklahoma State (Sept. 7) ... Rushed for 23 yards and a touchdown on three carries in first collegiate action against UAPB (Aug. 29) ... Scored first career touchdown against UAPB on a nine-yard rush in the third quarter.

HIGH SCHOOL: A four-star prospect according to 247Sports, Rivals and ESPN ... No. 237 overall prospect in ESPN 300 rankings ... Rated the No. 16 running back nationally and the No. 3 overall prospect in Arkansas by ESPN ... No. 21 running back in the country and No. 4 overall prospect in Arkansas according to Rivals ... No. 24 running back nationally and No. 4 overall prospect in Arkansas by 247Sports ... Played for head coach Brad Harris at Benton High School in Benton, Ark. ... As a senior, ran the ball 167 times for 1,359 yards and 20 touchdowns ... Added 18 receptions for 351 receiving yards and five scores as a senior ... Recorded 1,643 rushing yards and 26 touchdowns (6.8 ypc) as a junior in 2022 ... Registered 22 receptions for 224 yards and a score as a junior ... Birthdate: July 14, 2005 ... CHOSE ARKANSAS OVER: Arizona, Baylor, Boston College, Cincinnati, Kansas, Kansas State, Ole Miss, Tennessee, Texas A&M, South Carolina and others.

CAREER RUSHING STATS

	GP/GS	REC	YDS	AVG/C	TD	LG
2024	10/2	67	354	35.4	3	75
TOTAL	10/2	67	354	35.4	3	75

CAREER RECEIVING STATS

	GP/GS	REC	YDS	AVG/C	TD	LG
2024	10/2	3	18	6.0	0	11
TOTAL	10/2	3	18	6.0	0	11



2025 ARKANSAS FOOTBALL



RETURNING PLAYERS



#88
DANNY SAILI

DL | 6-3 | 325 | Sr. | 1L
Topeka, Kan. (Topeka HS/BYU)

2024 (JUNIOR): Appeared in seven games primarily on special teams ... Recorded four total tackles (one solo, three assists) ... Saw game action during Liberty Bowl win over Texas Tech (Dec. 27) ... Saw action in a win over Louisiana Tech (Nov. 23) ... Played in a win at Mississippi State (Oct. 26) Registered two tackles in a win over No. 4 Tennessee (Oct. 5) ... Collected two tackles vs. Texas A&M (Sept. 28) ... Played on special teams at Oklahoma State (Sept. 7) ... Saw action in season-opening win over UAPB (Aug. 29).

AT HUTCHINSON CC

2023 (SOPHOMORE): Played in 10 games, making 21 tackles with four sacks and 7.5 tackles for loss with one forced fumble ... Made three tackles with a half tackle for loss in season-opening win at Navarro College (Aug. 26) ... Logged his first sack of the season as part of two-tackle game vs. Coffeyville CC (Sept. 23) ... Recorded a season-best four tackles, including his second sack of the season, vs. Dodge City CC (Oct. 7) ... Posted a sack for the second straight game and added a half tackle for loss as part of three tackles in win over Garden City CC (Oct. 21) ... Made two tackles at Highland CC (Oct. 28) ... Recorded a tackle for loss in win at Independence CC (Nov. 4) ... Made three tackles, including 1.5 tackles for loss, vs. Iowa Western CC (Nov. 11) ... Forced a fumble and recorded a sack vs. East Mississippi CC (Dec. 2), totaling three tackles ... Transferred to BYU for spring 2024 semester before transferring to Arkansas during summer.

2022 (FRESHMAN): Saw action in 11 games as a freshman, making 18 tackles with four sacks and 7.5 tackles for loss ... Posted three tackles in collegiate debut vs. Navarro College (Aug. 27) ... Made two tackles, including one tackle for loss, at Coffeyville CC (Sept. 24) ... Logged a pair of stops at Dodge City CC (Oct. 8) ... Season-best 1.5 tackles for loss at Garden City CC (Oct. 22) ... Recorded two tackles vs. Highland CC (Oct. 29), Independence CC (Nov. 5) and at Iowa Western CC (Nov. 12) ... Posted one stop vs. Coffeyville CC (Dec. 3) in opening round of playoffs ... Logged his first career sack vs. Iowa Western CC (Dec. 14) with two tackles.

PERSONAL: Pronounced saw-EE-lee.

CAREER DEFENSIVE STATS

	GP/GS	UA	A	TOTAL	TFL	SACK	FF/FR	INT	QBH	PD
2022 (HCC)	11/0	8	10	18	3.5	1.0	0/0	0	0	0
2023 (HCC)	10/0	11	10	21	7.5	4.0	1/0	0	0	1
2024	7/0	1	3	4	0-0	0.0	0/0	0	0	0
TOTAL	28/0	20	23	33	11.0	5.0	1/0	0	0	1



#45
MAX SCHMIDLY

LS | 6-3 | 219 | R-So. | SQ
Charlotte, N.C. (Myers Park HS)

2024 FALL SEC ACADEMIC HONOR ROLL

2024 (REDSHIRT FRESHMAN): Did not see game action in 2024.

2023 (FRESHMAN): Redshirted during his first season.

HIGH SCHOOL: Played at Myers Park High School in Charlotte, N.C. ... Named First-Team Charlotte All-Observer as a long snapper in 2022 ... Rated a 4.5-star prospect by Rubio Long Snapping and the No. 61 overall long snapper in the 2023 class.

PERSONAL: Son of Jason and Wendy Schmidly ... One of triplet brothers with Eli and Ike also playing college sports. Ike plays baseball at James Madison and Eli is a golfer at Charlotte.



#57
MASON SCHUECK

LB | 6-2 | 223 | R-Jr. | SQ
Little Rock, Ark. (Pulaski Academy)


2024 (REDSHIRT SOPHOMORE): No in-game reps in 2024.

2023 (REDSHIRT FRESHMAN): Did not see game action in his second season.

2022 (FRESHMAN): Redshirted during his initial season on campus.

HIGH SCHOOL: Helped lead Pulaski Academy to a third straight state title in 2021 for head coach and former Razorback Anthony Lucas ... Made 75 tackles with 10 tackles for loss and a fumble recovery as a senior.

RETURNING PLAYERS

**#7
BRADLEY SHAW**

LB | 6-1 | 235 | So. | 1L
Hoover, Ala. (Hoover HS)

2024-25 FIRST-YEAR SEC ACADEMIC HONOR ROLL

2024 (FRESHMAN): Appeared in 12 games seeing time at both linebacker and on special teams ... Tallied 12 total tackles (four solo, eight assists) ... Registered 2.5 tackles for loss and a sack ... Played in Liberty Bowl win over Texas Tech (Dec. 27) ... Saw action on special teams during a loss to Missouri (Nov. 30) ... Tallied six stops, including an assisted tackle for loss in a win over Louisiana Tech (Nov. 23) ... Had an assisted tackle for loss against Texas (Nov. 16) ... Recorded a tackle in a loss to Ole Miss (Nov. 2) ... Collected two tackles, including an assisted tackle for loss in a win at Mississippi State (Oct. 26) ... Played in loss vs. LSU (Oct. 19) ... Saw action in a win over No. 4 Tennessee (Oct. 5) ... Appeared on special teams during a loss to Texas A&M (Sept. 28) ... Made one tackle in a win at Auburn (Sept. 21) ... Played in a win over UAB (Sept. 14) ... Saw action on special teams at Oklahoma State (Sept. 7) ... Recorded a sack and a quarterback hurry in a season-opening win over UAPB (Aug. 29).

HIGH SCHOOL: A four-star prospect according to 247Sports, Rivals and On3 ... No. 101 overall prospect in Top247 rankings ... No. 187 overall prospect in ESPN 300 rankings ... No. 8 linebacker in the country and No. 9 overall prospect in Alabama by 247Sports ... No. 6 inside linebacker nationally and No. 12 overall prospect in Alabama according to ESPN ... No. 17 linebacker in the country and No. 13 overall prospect in Alabama by On3 ... Selected to play in the 2024 All-American Bowl ... 2023 7A Region 3 All-Region First Team ... Birthdate: Dec. 2, 2005 ... **CHOSE ARKANSAS OVER:** Alabama, Auburn, Clemson, Colorado, Duke, Florida, Georgia, Kentucky, Louisville, Maryland, Michigan State, Mississippi State, Missouri, Notre Dame, Ole Miss, South Carolina, Stanford, Tennessee, Texas A&M, UCF, USC, Vanderbilt, Washington and others.

CAREER DEFENSIVE STATS

	GP/GS	UA	A	TOTAL	TFL	SACK	FF/FR	INT	QBH	PD
2024	12/0	4	8	12	2.5	1.0	0/0	0	1	0
TOTAL	12/0	4	8	12	2.5	1.0	0/0	0	1	0




**#34
JABRAE SHAW**


DB | 5-10 | 195 | R-So. | 1L
Pine Bluff, Ark. (Mills HS)

2024 FALL SEC ACADEMIC HONOR ROLL

2024 (REDSHIRT FRESHMAN): Made collegiate debut in season-opening win over UAPB (Aug. 29).

2023 (FRESHMAN): Redshirted during his initial season on campus.

HIGH SCHOOL: Attended Mills High School in Little Rock, Ark. ... Joined Razorbacks as a preferred walk-on ... Led state with 11 interceptions across 12 games as a senior ... Recorded 81 tackles, three tackles for loss, 11 interceptions, nine pass breakups, three fumble recoveries and one forced fumble as a senior ... Registered 336 rushing yards on 22 attempts with 10 scores along with 51 receptions for 977 yards and seven touchdowns during senior season.



**#42
WYATT SIMMONS**

LB | 6-1 | 230 | R-Fr. | RS
Searcy, Ark. (Harding Academy)

2024-25 FIRST-YEAR SEC ACADEMIC HONOR ROLL

2024 (FRESHMAN): Saw first game action in Liberty Bowl victory over Texas Tech (Dec. 27) ... Redshirted in his first season.

HIGH SCHOOL: A consensus three-star prospect according to 247Sports, Rivals, ESPN and On3 ... Rated the No. 13 inside linebacker nationally and No. 5 overall prospect in Arkansas by ESPN ... No. 41 linebacker in the country and No. 6 overall prospect in Arkansas according to Rivals ... No. 44 linebacker nationally and No. 6 overall prospect in Arkansas by On3 ... Played for head coach Neil Evans at Harding Academy ... Helped Harding to a 15-0 record and an Arkansas Class 4A state title as a senior ... Posted 77 total tackles, 13.0 tackles for loss, four sacks, one forced fumble and one fumble recovery as a senior ... Also ran 18 times for 79 yards and eight touchdowns as a senior ... Totaled 77 tackles, 12.0 tackles for loss, six sacks and one fumble recovery in 13 games as a senior ... **CHOSE ARKANSAS OVER:** Auburn, Clemson, Florida State, Illinois, Mississippi State, Miami (Fla.), Oklahoma, Oklahoma State, Ole Miss, Tennessee, Texas, South Carolina, USC and others.

PERSONAL: Father, Paul Simmons, is the head coach at Harding University in Searcy, Ark. ... Birthdate: Dec. 17, 2004.



RETURNING PLAYERS

2025 ARKANSAS FOOTBALL



#15 JAHEIM SINGLETARY

DB | 6-2 | 196 | R-Jr. | 2L
Jacksonville, Fla. (Riverside HS/Georgia)

2024 (REDSHIRT SOPHOMORE): Played in 10 games while making six starts ... Totaled 25 tackles (14 solo, 11 assists) in addition to an interception and two pass breakups ... Logged a tackle during win vs. Texas Tech in Liberty Bowl (Dec. 27) ... Started and recorded four tackles in a loss to Ole Miss (Nov. 2) ... Notched two tackles in a win at Mississippi State (Oct. 26) ... Collected seven stops in a loss to LSU (Oct. 19) ... Tallied a tackle and a pass breakup in a win over No. 4 Tennessee (Oct. 5) ... Recorded two tackles against Texas A&M (Sept. 28) ... Tallied a tackle in a win at Auburn (Sept. 21) ... Recorded a stop in a win over UAB (Sept. 14) ... Registered his first career interception and the Razorbacks' first interception of the season when he picked off OSU quarterback Alan Bowman's pass with 1:38 on the clock in the second quarter at Oklahoma State (Sept. 7) ... Recorded three tackles in addition to an interception at Oklahoma State (Sept. 7) ... Recorded two tackles and a pass breakup during a season-opening win over UAPB (Aug. 29).

2023 (REDSHIRT FRESHMAN): Played in 10 games with four starts during his first at Arkansas ... Recorded 17 tackles with a half tackle for loss and four pass break-ups ... Earned his first career start in the season-opening win over Western Carolina (Sept. 2), making six tackles with a half tackle for loss ... Recorded one stop vs. Kent State (Sept. 9) ... Broke up two passes vs. BYU (Sept. 16) ... Logged three tackles and broke up one pass at LSU (Sept. 23) ... Made three stops vs. Texas A&M (Sept. 30) ... Broke up one pass and recorded one tackle at Alabama (Oct. 14) ... Tallied three tackles vs. Missouri (Nov. 24).

AT GEORGIA

2022 (FRESHMAN): Redshirt season ... Played in three games as a true freshman but did not record any stats ... Made his collegiate debut against Samford (Sept. 10).

HIGH SCHOOL: Played for head coach O.J. Small at Riverside High School in Jacksonville, Fla. ... Selected to play in 2022 Under Armour All-American Game ... 247Sports.com four-star prospect ... Ranked as the No. 8 cornerback prospect nationally, the No. 8 prospect in Florida and the No. 66 prospect nationally ... PrepStar Magazine five-star prospect, No. 5 CB prospect, No. 3 prospect in Florida and No. 18 prospect nationally ... ESPN.com four-star prospect, No. 3 CB prospect, No. 5 prospect in Florida and No. 20 prospect nationally ... Rivals.com five-star prospect, No. 2 CB prospect, No. 2 prospect in Florida and No. 10 prospect nationally ... Helped lead Riverside HS to a 10-2 record and FHSAA Class 6A regional semifinals in his 2021 senior season ... Finished his senior season with Generals with 28 total tackles, 21 solo tackles, with seven passes defended and four interceptions ... Registered 18 tackles, 15 solo stops, with six passes defended and three interceptions in his 2020 junior season ... Notched 47 total tackles, 37 solo and 11 assists in 2019 sophomore season ... Posted 27 tackles, 24 solo, with six passes defended and seven interceptions in 2018 freshman season.

CAREER DEFENSIVE STATS

	GP/GS	UA	A	TOTAL	TFL	SACK	FF/FR	INT	QBH	PD
2022 (UGA)	3/0	0	0	0	0.0	0.0	0/0	0	0	0
2023	10/4	10	7	17	0.5	0.0	0/0	0	0	4
2024	10/6	14	11	25	0.0	0.0	0/0	1	0	2
TOTAL	23/10	24	18	42	0.5	0.0	0/0	1	0	6



#65 AARON SMITH

OL | 6-6 | 300 | R-So. | SO
Conway, Ark. (Conway HS)

2024 FALL SEC ACADEMIC HONOR ROLL

2024 (REDSHIRT FRESHMAN): Did not see game action in 2024.

2023 (FRESHMAN): Redshirted during his first season at Arkansas, playing in one game vs. Florida International (Nov. 18).

HIGH SCHOOL: Attended Conway High School in Conway, Ark. ... Joined the Razorbacks as a preferred walk-on ... **CHOOSE ARKANSAS OVER:** Arkansas State, Air Force, Harvard, Dartmouth, Colorado State, Louisiana, UT-Martin, Columbia, Brown, UCA, Yale, Murray State and others.



RETURNING PLAYERS



#10 XAVIAN SOREY JR.

LB | 6-3 | 231 | R-Sr. | 1L
Campbellton, Fla. (IMG Academy/Georgia)

2025 FOURTH-TEAM PRESEASON ALL-SEC (PHIL STEELE)
2024 AUTOZONE LIBERTY BOWL ARKANSAS DEFENSIVE MOST OUTSTANDING PLAYER

2024 (REDSHIRT JUNIOR): Started all 13 games ... Led the team with 99 total tackles (40 solo, 59 assists) ... Registered 9.5 tackles for loss to tie for the team-lead while also recording two sacks, an interception, a pass breakup and three quarterback hurries ... Ranked sixth in the SEC in tackles per game (7.6) ... Led Arkansas with 10 tackles including a half tackle for loss in a Liberty Bowl win over Texas Tech (Dec. 27) ... Started and logged four tackles in a loss at Missouri (Nov. 30) ... Recorded four tackles, one sack and a quarterback hurry in a win over Louisiana Tech (Nov. 23) ... Tallied seven tackles including a team-high two for loss vs. Texas (Nov. 16) ... Led Arkansas with a game-high 13 tackles, including two tackles for loss against Ole Miss (Nov. 2) ... Posted a game-high 11 tackles, in addition to an interception, pass breakup, and quarterback hurry, during the Razorbacks' dominant 58-25 victory at Mississippi State (Oct. 26) ... Became just the second Arkansas linebacker in the last 25 years to register 10+ tackles, an interception, a quarterback hurry, and a pass breakup in a single game, joining Caleb Miller, who accomplished the feat against UNLV in 2001 (Oct. 26) ... Collected nine tackles and a quarterback hurry in a loss to LSU (Oct. 19) ... Had a team-high eight tackles in a win over No. 4 Tennessee (Oct. 5) ... Notched seven tackles, including one for loss vs. Texas A&M (Sept. 28) ... Started and recorded two tackles in a win at Auburn (Sept. 21) ... Posted eight tackles in a win over UAB (Sept. 14) ... Recorded a career-high 13 tackles and two tackles for loss at Oklahoma State (Sept. 7) ... Registered two tackles, including one sack during a season-opening win over UAPB (Aug. 29).

AT GEORGIA

2023 (REDSHIRT SOPHOMORE): Played in 11 games with two starts ... Finished the year with 19 total tackles (15 solo) and 1.5 tackles for loss, including 1.0 sack ... Recorded one pass breakup and was credited with five quarterback pressures ... Tallied a team-high six tackles, including five solo, against UAB (Sept. 23) ... Had a sack for a loss of two yards against Auburn (Sept. 30) ... Broke up a pass against Kentucky (Oct. 7) ... Started at linebacker and racked up five solo tackles in the SEC Championship game against Alabama (Dec. 2).

2022 (REDSHIRT FRESHMAN): Saw action as a reserve linebacker and on kick coverage units in 12 games ... Finished season with three total tackles and one quarterback pressure ... Had one tackle and one quarterback hurry against Oregon (Sept. 3) ... Had a first-quarter fumble recovery against Samford (Sept. 10) ... One solo tackle at South Carolina (Sept. 17).

2021 (FRESHMAN): Redshirt season ... Saw his first collegiate action as a reserve against UAB (Sept. 11) ... Also played vs. Missouri (Nov. 6), Charleston Southern (Nov. 20) and Georgia Tech (Nov. 27) ... Had one tackle and his first career interception in the Charleston Southern game ... Enrolled at UGA in January 2021 and participated in spring drills.

HIGH SCHOOL: Born April 7, 2002 ... Played for head coach Bobby Acosta at IMG Academy ... Selected to the 2021 All-American Bowl and 2021 Polynesian Bowl ... 247Sports composite five-star prospect ... Ranked as the No. 1 outside linebacker prospect, No. 6 prospect in Florida and No. 20 prospect nationally ...

PrepStar Magazine four-star prospect, Top 150 Dream Team ... Ranked as the No. 4 athlete prospect, No. 13 prospect in Florida, and No. 81 prospect nationally ... Rivals four-star prospect ... Ranked as the No. 3 OLB prospect, No. 12 prospect in Florida and No. 48 prospect nationally ... ESPN four-star prospect ... Ranked as the No. 3 athlete prospect, No. 6 prospect in Florida, and No. 88 prospect nationally ... Helped lead IMG Academy to 8-0 record in 2020 senior season ... Posted eight tackles, including two tackles for loss in three games during season ... Named to MaxPreps Preseason Florida All-State First Team defense ... Played for Graceville High School for first three seasons of high school career ... Led Tigers to 8-4 record in 2019 junior season, advancing to FHSAA Class A Regional Semifinals ... Played at running back, linebacker, and defensive back ... Finished second on team in rushing with 81 carries for 638 yards and three touchdowns, along with posting four catches for 110 yards and two touchdowns ... Finished fifth on team with 57 tackles, in addition to three interceptions ... Named to Florida High School Football Class A All-State Team honorable mention ... Also played forward on Graceville basketball team for three seasons, leading Tigers to 21-8 record in 2019-20 junior season ... Led team in scoring and rebounding with 14.7 points and 7.8 rebounds per game during 2019-20.

CAREER DEFENSIVE STATS

	GP/GS	UA	A	TOTAL	TFL	SACK	FF/FR	INT	QBH	PD
2021 (UGA)	4/0	1	1	2	1.0	0.0	0/0	1	0	0
2022 (UGA)	12/0	3	0	3	0.0	0.0	0/1	0	1	0
2023 (UGA)	11/2	15	4	19	1.5	1.0	0/0	0	5	1
2024	13/13	40	59	99	9.5	2.0	0/0	1	3	1
TOTAL	40/15	59	64	123	12.0	3.0	0/1	2	6	2





RETURNING PLAYERS



#82
ZACH TAYLOR

WR | 6-4 | 173 | R-Fr. | RS
Yoakum, Texas (Yoakum HS)

2024 (FRESHMAN): Redshirted in 2024.

HIGH SCHOOL: Played quarterback at Yoakum HS in Yoakum, Texas ... Completed 90-of-160 passes for 1,376 yards with 15 touchdowns and nine interceptions to go with 342 rushing yards and six scores as a senior ... Ran 10.44 in the 100 meters and 21.33 in the 200 meters at the Altair Rice Swamp Relays ... Won a state title in the 4 x 100 relay, with a split of 10.25 as the anchor leg ... Originally signed to play at Army before flipping to Arkansas.



#41
KYLE THOMPSON

TE | 6-3 | 255 | R-Jr. | 2L
Aledo, Texas (Aledo HS)

2024 (REDSHIRT SOPHOMORE): Appeared in two games ... Saw game action in bowl win over Texas Tech (Dec. 27) ... Played in a win at Mississippi State (Oct. 26) ... Played in a win at Mississippi State (Oct. 26).

2023 (REDSHIRT FRESHMAN): Played in one game during his second season ... Made his collegiate debut in the season-opening win over Western Carolina (Sept. 2) making two tackles in 12 snaps.

2022 (FRESHMAN): Redshirted in his first season with the Razorbacks.

HIGH SCHOOL: Played defensive end at Aledo HS in Aledo, Texas, helping lead the Bearcats to a 12-1 mark and the third round of the state playoffs as a senior ... Made 49 stops (30 solo) with three sacks, 20 quarterback hurries and two fumble recoveries in his final year.

CAREER DEFENSIVE STATS

	GP/GS	UA	A	TOTAL	TFL	SACK	FF/FR	INT	QBH	PD
2023	1/0	0	2	2	0.0	0.0	0/0	0	0	0
2024	2/0	0	0	0	0.0	0.0	0/0	0	0	0
TOTAL	3/0	0	2	2	0.0	0.0	0/0	0	0	0

CAREER RECEIVING STATS

	GP/GS	REC	YDS	AVG/C	TD	LG
2023	1/0	0	0	0.0	0	0
2024	2/0	0	0	0.0	0	0
TOTAL	3/0	0	0	0.0	0	0



#46
CHARLIE VON DER MEDEN

K | 6-0 | 182 | R-Fr. | RS
Tomball, Texas (Tomball HS)

2024-25 FIRST-YEAR SEC ACADEMIC HONOR ROLL

2024 (FRESHMAN): Kicked off three times for 192 yards (62.0 avg) while tallying a pair of touchbacks in a season-opening win over UAPB (Aug. 29).

HIGH SCHOOL: Rated a five-star kicker and No. 12 kicker in the nation by Kohl's Kicking ... Kicked and punted at Tomball HS.

CAREER KICKING STATS

	GP/GS	MADE	ATT	LG	PCT
2024	1/0	0	0	0	0.0
TOTAL	1/0	0	0	0	0.0



#47
BRAYLON WATSON

DB | 6-2 | 213 | R-Jr. | SO
Malvern, Ark. (Malvern HS)

2024 (REDSHIRT SOPHOMORE): Did not receive playing time in the 2024 season.

2023 (REDSHIRT FRESHMAN): Did not see game action in his second year.

2022 (FRESHMAN): Redshirted in his first season at Arkansas.

HIGH SCHOOL: Played at Malvern High School in Malvern, Ark. ... Joined the Razorbacks as a preferred walk-on.

PERSONAL: Born Dec. 26, 2003.



#48
JOSEPH WHITT

LB | 6-0 | 206 | R-Fr. | RS
Prosper, Texas (Prosper HS)

2024 (FRESHMAN): Redshirted his first year on campus.

HIGH SCHOOL: Played for head coach Tyler Moore at Prosper High School in Prosper, Texas.



RETURNING PLAYERS



#52
DONOVAN WHITTEN

DL | 6-3 | 252 | R-So. | SO
Arkadelphia, Ark. (Arkadelphia HS)

2024 FALL SEC ACADEMIC HONOR ROLL

2024 (REDSHIRT FRESHMAN): No game appearances in 2024.

2023 (FRESHMAN): Moved from linebacker to defensive line during the spring after redshirting during his first season.

HIGH SCHOOL: Attended Arkadelphia High School in Arkadelphia, Ark. ... Joined the Razorbacks as a preferred walk-on ... Played quarterback in high school and earned All-State honors after completing 183 of 291 passes for 2,793 yards and 44 scores as a senior ... Also totaled 483 rushing yards on 95 attempts with six touchdowns as a senior, leading Arkadelphia to the Arkansas Class 4A state semifinals ... Completed 211 of 326 passes for 3,605 yards and 43 touchdowns as a junior ... Tallied 115 rushes for 682 yards and six scores during junior season ... Also competed in baseball and wrestling at Arkadelphia HS.



#3
LARRY WORTH III

DB | 6-4 | 225 | Sr. | 1L
Jacksonville, Fla. (Baldwin HS/Jacksonville St.)

2024 (JUNIOR): Saw action in all 13 games while making five starts during his first season in Fayetteville ... Registered 54 total tackles (20 solo, 34 assists), including 1.5 for loss and half a sack while breakup up two passes and forcing a fumble ... Collected five tackles, including one for loss during a Liberty Bowl victory over Texas Tech (Dec. 27) ... Registered a team-high nine tackles and a forced fumble during a loss to Missouri (Nov. 30) ... Collected four tackles in a win over Louisiana Tech (Nov. 23) ... Started and registered eight tackles and a pass breakup against Texas (Nov. 16) ... Posted nine tackles in a loss vs. Ole Miss (Nov. 2) ... Notched six tackles in a win at Mississippi State (Oct. 26) ... Tallied four tackles and a pass breakup vs. LSU (Oct. 19) ... Made his first start as a Razorback and registered seven tackles with a half sack in a victory over No. 4 Tennessee (Oct. 5) ... Made one tackle vs. Texas A&M (Sept. 28) ... Appeared on special teams during a win at Auburn (Sept. 21) ... Played in a win over UAB (Sept. 14) ... Recorded a tackle on kickoff coverage at Oklahoma State (Sept. 7) ... Saw first action as a Razorback in a season-opening win over UAPB (Aug. 29).

AT JACKSONVILLE STATE

2023 (SOPHOMORE): Finished fifth on the team in total tackles with 63 and second on the team with four sacks after playing in all 13 games, including four starts at nickelback ... Recorded multiple tackles in 12 of 13 games ... Posted a career-high 1.5 sacks to go with five tackles and a forced fumble vs. UTEP (Aug. 26) in season opener ... Picked up three stops vs. ETSU (Sept. 2) ... Logged five tackles at Coastal Carolina (Sept. 9) ... Intercepted a pass and made three tackles with a half sack vs. Eastern Michigan (Sept. 23) ... Made four tackles with a sack at Sam Houston (Sept. 28) ... Recovered a fumble and recorded three tackles at Middle Tennessee (Oct. 4) ... Tallied five stops vs. Liberty (Oct. 10) ... Broke up a pass and made a pair of tackles vs. Western Kentucky (Oct. 17) ... Recorded a tackle for loss as part of a seven-tackle performance at South Carolina (Nov. 4) ... Posted

seven tackles for second straight game vs. Louisiana Tech (Nov. 18) ... Made it three straight games with seven tackles at New Mexico State (Nov. 25) ... Saved his best for last with a career-high 12 tackles with two tackles for loss, including a sack, in win over Louisiana (Dec. 16) in the New Orleans Bowl.

2022 (FRESHMAN): Earned time in nine games as a true freshman, making 20 tackles with a pair of tackles for loss ... Made his collegiate debut against Murray State (Sept. 10) with 1.5 tackles for loss ... Posted two tackles at Tulsa (Sept. 17) followed by two more stops at Nicholls (Sept. 24) ... Recorded a season-high three tackles, including a half tackle for loss, vs. Kennesaw State (Oct. 1) ... Tallied a single stop vs. North Alabama (Oct. 15) ... Logged two tackles vs. Southeastern Louisiana (Oct. 22) ... Blocked a kick and made two tackles at Austin Peay (Oct. 29) ... Matched his season-high in tackles with three in each of the final two games vs. Eastern Kentucky (Nov. 12) and at Central Arkansas (Nov. 19), forcing a fumble against the Bears.

HIGH SCHOOL: A three-star prospect according to 247Sports ... Played wide receiver and outside linebacker at Baldwin HS in Baldwin, Fla. and at White HS in Jacksonville, Fla.

CAREER DEFENSIVE STATS

	GP/GS	UA	A	TOTAL	TFL	SACK	FF/FR	INT	QBH	PD
2022 (JSU)	9/0	10	10	20	2.0	0.0	1/0	0	0	1
2023 (JSU)	13/5	28	35	63	6.0	3.0	1/1	1	3	2
2024	13/5	20	34	54	1.5	0.5	1/0	0	0	2
TOTAL	35/10	58	79	137	9.5	3.5	3/1	1	3	5





NEWCOMERS



#25 MARKEYLIN BATTON

RB | 5-10 | 180 | Fr. | HS
Atlanta, Texas (Atlanta HS)

HIGH SCHOOL: A four-star prospect according to ESPN ... Three-star prospect by 247Sports, Rivals and On3 ... Rated the No. 18 athlete in the class of 2025 and No. 44 overall prospect in Texas according to ESPN ... No. 26 athlete in the class of 2025 by Rivals ... Attended Atlanta High School in Atlanta, Texas ... Rushed for 2,217 yards and 32 touchdowns during his high school career while adding 817 yards and 11 receiving touchdowns ... Also starred on defense, tallying 101 total tackles, two interceptions, nine pass breakups, four tackles for loss and two sacks ... Accumulated 947 rushing yards on 91 carries (10.4 avg.) and 14 touchdowns as a senior while adding 486 receiving yards and six touchdowns ... Named Texarkana Gazette Player of the Week after rushing for 208 yards and four touchdowns while hauling in two passes for 104 yards and touchdown receiving in a 71-41 win over White Oak on Sept. 30, 2024 ... Rushed 81 times for 610 yards and nine touchdowns and caught 16 passes for 255 yards and four touchdowns as a junior in 2023 ... Named District 6-3A DI Utility Player of the Year as a sophomore after recording 86 carries for 660 yards and nine touchdowns as well as seven receptions for 62 yards and one touchdown to go with 18 tackles and two pass breakups. ... Also runs track, where he has recorded a personal best of 21.6 seconds in the 200-meter dash and 11.45 in the 100 meters ... **CHOSE ARKANSAS OVER:** Missouri, Oklahoma State, TCU, Texas Tech, Michigan State, Oregon State, Houston, Tulsa, Texas-San Antonio and others.

PERSONAL: Nephew of former Razorback and long-time NFL offensive lineman Jason Peters.



#33 JEREMIAH BECK JR.

TE | 6-4 | 232 | Jr. | TR
Fontana, Calif. (Chaffey CC)

AT CHAFFEY COLLEGE

Attended Chaffey College in Rancho Cucamonga, Calif., playing for head coach Ben Buys ... For his junior college career, totaled 77 catches for 851 yards (11.1 ypc) and seven touchdowns over 21 games ... As a sophomore in 2024, logged 37 receptions for 366 yards (9.9 ypc) and four touchdowns over 11 games ... Earned first-team Southern California Football Association honors for the second consecutive season ... As a freshman in 2023, played for head coach and former NFL wide receiver Darrin Chiaverini ... Caught 40 passes for 485 yards (12.1 ypc) and three touchdowns over 10 games ... Garnered first-team SCFA honors and a spot on the California Community College Football Coaches Association Region IV All-California Team.

CAREER RECEIVING STATS

	GP/GS	REC	YDS	AVG/C	TD	LG
2023 (CC)	10/-	40	485	12.1	3	44
2024 (CC)	11/-	37	366	9.9	4	25
TOTAL	21/-	77	851	11.1	7	44



#90 CALEB BELL

DL | 6-3 | 287 | Fr. | HS
Alpharetta, Ga. (Milton HS)

HIGH SCHOOL: A consensus three-star prospect according to 247Sports, Rivals, ESPN and On3 ... Rated the No. 49 defensive lineman in the class of 2025 and No. 75 overall prospect in Georgia by On3 ... No. 76 defensive end in the class of 2025 and No. 76 overall prospect in Georgia according to ESPN ... Attended Milton High School in Milton, Ga., which was ranked as the No. 1 team in the state of Georgia and No. 2 nationally ... Registered 71 total tackles, including 19.5 for loss, in addition to 11.5 sacks, 15 quarterback hurries, two pass breakups and a fumble recovery as a senior ... As a junior, recorded 75 total tackles, 8.5 sacks, 17 quarterback hurries, one interception and a pass breakup ... Helped lead Milton to a 7A state championship in 2023 ... Benches 330 lbs, squats 435 lbs and power cleans 285 lbs ... **CHOSE ARKANSAS OVER:** Texas, Mississippi State, Florida State, Indiana, Missouri, Kentucky and SMU, among others.

PERSONAL: Father, Kendrell Bell, played linebacker at Georgia from 1999-2000 and was selected by the Pittsburgh Steelers in the second round of the 2001 NFL Draft before earning NFL Defensive Rookie of the Year in 2001.



#9 O'MEGA BLAKE

WR | 6-2 | 182 | R-Sr. | TR
Rock Hill, S.C. (South Pointe HS/Charlotte)

AT CHARLOTTE

2024 (REDSHIRT JUNIOR): Played in all 12 games with nine starts ... Caught 32 passes for a team-leading 795 yards and a team-high nine touchdowns on the year ... Averaged a team-best 24.8 yards per catch and a team-leading 66.3 receiving yards per game ... His 24.8 yards per catch ranked second nationally among all FBS pass catchers ... Recorded three 100-yard receiving games and two multi-receiving touchdown games ... Also carried the ball twice for seven yards, finishing second on the team in all-purpose yards with 802 ... Had three catches for nine yards and a touchdown, his first of the season, against Gardner-Webb (Sept. 14) ... Logged a season-high five receptions for 153 yards, his first 100-yard receiving effort of the season, and two touchdowns, his first multi-receiving touchdown performance of the year, at Rice (Sept. 28) ... Lone reception at Navy (Oct. 19) was a 20-yard touchdown ... Three catches for 128 yards, his second 100-yard receiving game of the season, and a touchdown at Memphis (Oct. 26) ... Matched his season-high with five catches for a career-high 205 yards, his third 100-yard receiving game of the season, and a career-best three touchdowns, his second multi-receiving touchdown performance of the year, at FAU (Nov. 23) ... Closed out the campaign with two catches for 73 yards and a touchdown in the finale against UAB (Nov. 30).

NEWCOMERS



AT SOUTH CAROLINA

2023 (REDSHIRT SOPHOMORE): Recognized as the Spring co-Offensive Most Improved Award winner ... Saw action in all 12 games with four starts ... Caught 19 passes for 250 yards and two touchdowns ... Averaged 13.2 yards per catch ... Recorded his first collegiate touchdown against Furman (Sept. 9) ... Hauled in a career high five catches for a career-high 86 yards against Georgia (Sept. 16) ... Reeled in all three of his targets against Vanderbilt (Nov. 11), including a 26-yard touchdown late in the fourth quarter.

2022 (REDSHIRT FRESHMAN): Saw action in three games ... Targeted twice and caught one pass for one yard in the TaxSlayer Gator Bowl against Notre Dame (Dec. 30) ... Also saw brief action against Florida (Nov. 12) and Tennessee (Nov. 19) late in the season.

2021 (FRESHMAN): Redshirt season ... Made his Gamecock debut in the Duke's Mayo Bowl against North Carolina (Dec. 30).

HIGH SCHOOL: Graduated from South Pointe High School in Rock Hill, S.C. ... Played wide receiver, quarterback and cornerback ... Finished his senior season with 1,272 yards of total offense and a dozen touchdowns for the Stallions, who reached the second round of the Class AAAA playoffs ... Threw for 381 yards, ran for 182 and caught 50 passes for 709 yards ... Named to the South Carolina Football Coaches Association 4A All-State team as a wide receiver ... Caught 38 passes for 800 yards and carried 39 times for 353 yards as a junior ... Primarily played defense as a sophomore in 2018, intercepting four passes ... Coached by former Gamecock DeVonte Holloman ... Also played basketball and ran track ... Helped South Pointe with the 4A state championship in basketball ... Was the Region 3-4A high jump champion ... Rated as the ninth-best player in the Palmetto State, the 108th-best wide receiver in the country and No. 697 overall by 247Sports Composite ... Rivals ranked him as the sixth-best player in South Carolina and the 27th-best "athlete" in the country.

CAREER RECEIVING STATS

	GP/GS	REC	YDS	AVG/C	TD	LG
2021 (SC)	1/0	0	0	0.0	0	0
2022 (SC)	3/0	1	1	1.0	0	1
2023 (SC)	12/4	19	250	13.2	2	41
2024 (CLT)	12/9	32	795	24.8	9	75
TOTAL	28/13	52	1,046	20.1	11	75

CAREER RUSHING STATS

	GP/GS	REC	YDS	AVG/C	TD	LG
2021 (SC)	1/0	1	-9	-9.0	0	0
2022 (SC)	3/0	0	0	0	0	0
2023 (SC)	12/4	0	0	0	0	0
2024 (CLT)	12/9	2	7	0.6	0	0
TOTAL	28/13	3	-2	-0.1	0	0



#0 JUSTUS BOONE

DL | 6-4 | 266 | R-Sr. | TR
Sumter, S.C. (Sumter HS/Florida)

AT FLORIDA

2024 (REDSHIRT JUNIOR): Played in the first 11 games of the season, totaling 10 tackles (two solo), 0.5 sacks, 2.0 tackles for loss, one QB hurry and one pass breakup ... Logged a career-high 1.5 tackles for loss while finishing with two tackles (one solo) and a quarterback hurry vs. Samford (Sept. 7) ... Registered a tackle vs. Texas A&M (Sept. 14) ... Finished with a quarterback hurry and a pass breakup at Mississippi State (Sept. 21) ... Tallied three tackles, including a half-sack, vs. UCF (Oct. 5) ... Recorded two tackles (one solo) vs. No. 2 Georgia (Nov. 2) ... Logged one tackle across 14 snaps on the defensive line vs. No. 21 LSU (Nov. 16).

2023 (REDSHIRT SOPHOMORE): Missed the entire year due to a season-ending injury.

2022 (REDSHIRT FRESHMAN): Appeared in all thirteen games with two starts ... Finished the season with 24 tackles, one tackle for loss, one sack and a quarterback hurry ... Recorded two tackles (one solo) vs. No. 14 Oregon State in the Las Vegas Bowl (Dec. 17) ... Recorded three tackles (one solo) and a quarterback hurry at Vanderbilt (Nov. 19) ... Recorded one tackle vs. South Carolina (Nov. 12) ... Recorded two tackles at Texas A&M (Nov. 5) ... Recorded a tackle vs. No. 1 Georgia (Oct. 29) ... Recorded four tackles (three solo) vs. LSU (Oct. 15) ... Recorded one tackle vs. Missouri (Oct. 8) ... Recorded four tackles (one solo) vs. Eastern Washington (Oct. 2) ... Recorded one solo tackle at No. 11 Tennessee (Sept. 24) ... Recorded three tackles (two solo) vs. USF (Sept. 17) ... Recorded two solo tackles, including a tackle for loss, vs. No. 20 Kentucky (Sept. 10).

2021 (FRESHMAN): Redshirt season ... Played in two games... Made collegiate debut against Vanderbilt (Oct. 9), recording two tackles and half a sack ... Had a tackle for loss in the Gasparilla Bowl vs. UCF (Dec. 23).

HIGH SCHOOL: Rated a four-star prospect and considered the second-best overall prospect in South Carolina according to 247 Sports Composite Rankings ... Totaled 96 tackles, 26.5 tackles-for-loss and 12 sacks in 18 high school games ... Helped lead Sumter to the South Carolina High School League Class 5A Lower State championship game after an 8-0 start to the 2020 season ... Chose Florida over offers from Arkansas, Georgia, South Carolina, Tennessee, Oklahoma, North Carolina and Penn State, among others.

CAREER DEFENSIVE STATS

	GP/GS	UA	A	TOTAL	TFL	SACK	FF/FR	INT	QBH	PD
2021 (UF)	2/0	1	2	3	1.5	0.5	0/0	0	0	0
2022 (UF)	13/2	11	13	24	1.0	1.0	0/0	0	1	0
2023 (UF)	0/0	0	0	0	0	0	0/0	0	0	0
2024 (UF)	11/0	2	8	10	2.0	0.5	0/0	0	1	1
TOTAL	26/2	14	23	37	4.5	2.0	0/0	0	2	1



NEWCOMERS



#75 KAVION BROUSSARD

OL | 6-6 | 306 | R-Fr. | TR
New Iberia, La. (Zachary HS/Ole Miss)

AT OLE MISS

2024 (FRESHMAN): Redshirt season ... Did not see game action.

HIGH SCHOOL: A four-star prospect by ESPN ... Rated a top 20 prospect in Louisiana by all outlets ... Listed as a top 50 offensive tackle by 247Sports, On3, and ESPN ... Earned LFCA first team all-state honors in 2023 ... Honored on the LFCA all-district team as a junior and senior ... Spent all four seasons at Zachary High School ... Helped the Broncos to the LHSAA Division I Non-Select State title game ... Blocked for an offense responsible for over 4,000 total yards, including 2,276 on the ground as a senior ... Chose Ole Miss over Miami, Florida State, Missouri and Georgia Tech among others ... Coached by David Brewerton.

PERSONAL: Full name is Kavion Maki Broussard ... Born Aug. 6, 2006 ... Son of KaRon and Latonya Broussard.



#17 JALEN BROWN

WR | 6-1 | 174 | R-So. | TR
Miami, Fla. (Gulliver Prep/Florida State)

AT FLORIDA STATE

2024 (REDSHIRT FRESHMAN): Started two games and played in nine with eight catches for 75 yards ... Caught two passes for 11 yards in his first career start, the season opener vs. Georgia Tech (Aug. 24) ... One reception for 15 yards vs. Boston College (Sept. 2) followed up by a pair of catches vs. Memphis (Sept. 14) ... Hauled in two passes for a season-best 29 yards vs. California (Sept. 21) ... Snagged a season-long 21-yard pass at SMU (Sept. 28) ... Returned his only kick of the season for 19 yards at Notre Dame (Nov. 9).

AT LSU

2023 (FRESHMAN): Played in three games and preserved his redshirt in his lone season at LSU.

HIGH SCHOOL: Ranked as No. 10 wide receiver in Class of 2023 and No. 14 overall recruit in Florida by ESPN and a member of the ESPN300 at No. 62 ... The nation's No. 68 overall prospect, No. 12 wide receiver and No. 17 overall prospect in Florida by 247Sports Composite ... Caught 111 passes for 2,396 yards and 25 touchdowns in his career at Gulliver Prep ... Added 797 kickoff return yards and six rushing yards for 3,272 all-purpose yards ... 22 catches for 401 yards and three touchdowns despite playing in just six games as a senior ... MaxPreps Junior All-American after 56 receptions for 1,033 yards and 11 touchdowns with one kickoff return for a touchdown ... Helped lead the Raiders to 11 wins while advancing to the regional final round of 4A state playoffs ... Snagged 18 passes for 500 yards and eight touchdowns while averaging 27.4 yards per kickoff return during sophomore campaign with Gulliver Prep playing into the regional semifinal round ... Averaged 30.8 yards per catch as a freshman with 462 yards and three touchdowns on just 15 receptions ... On the track for the Raiders, won regional championship in 100 meters as a sophomore and qualified for state championship meet in 200-meter dash.

CAREER RECEIVING STATS

	GP/GS	REC	YDS	AVG/C	TD	LG
2023 (FSU)	3/0	0	0	0	0	0
2024 (FSU)	9/2	8	75	9.4	0	21
TOTAL	12/2	8	75	9.4	0	21



#70 BLAKE CHERRY

OL | 6-5 | 309 | Fr. | HS
Claremore, Okla. (Owasso HS)

HIGH SCHOOL: A consensus three-star prospect according to 247Sports, Rivals, ESPN and On3 ... Rated the No. 48 offensive tackle in the class of 2025 and No. 10 overall prospect in Oklahoma by 247Sports ... Attended Owasso High School in Owasso, Okla. ... No. 13 on The Oklahoman's 2025 Super 30 High School Football Recruit Rankings ... Helped lead Owasso to a perfect 11-0 record including a 7-0 mark in district play this season ... Played a major role in an Owasso offense that passed for 2,312 yards and rushed for 2,778 yards while averaging 509 yards of total offense per game as a senior in 2024 ... Named 2 News Player of the Week after scoring a touchdown on a 25-yard touchdown pass during a win over Union HS on his 18th birthday ... Also participates in track and field, recording a 45'4" shot put throw as a junior ... Named to the VYPE Football Top-100 team as a junior ... **CHOOSE ARKANSAS OVER:** Texas A&M, Nebraska, Minnesota, Arizona State, Kansas State, Boston College, Kansas and others.



#16 ISMAEL CISSE

WR | 6-0 | 198 | R-So. | TR
Denver, Colo. (Cherry Creek HS/Stanford)

AT STANFORD

2024 (REDSHIRT FRESHMAN): Played in all 12 games with five starts ... Finished the season with 26 receptions for 241 yards (9.3 ypc) and two touchdowns ... Logged at least one reception in eight of his 12 games played, including five multi-catch performances ... Had three receptions for 13 yards and a touchdown in the season opener against TCU (Aug. 30) ... Season-high eight receptions for a season-best 79 yards and a touchdown against Cal Poly (Sept. 7) ... Matched his season with eight catches for 49 yards at Syracuse (Sept. 14) ... Lone reception at Clemson (Sept. 28) was a season-long 25-yard catch ... Caught a pair of passes for 16 yards against Virginia Tech (Oct. 5) ... Totaled two receptions for 29 yards at Notre Dame (Oct. 12).

2023 (FRESHMAN): Redshirt season ... Appeared in two games as a true freshman ... Made his collegiate debut at Oregon State (Nov. 11) ... Targeted once in limited snaps, coming in the season finale against Notre Dame (Nov. 25).

HIGH SCHOOL: Played at Cherry Creek High School in Greenwood Village, Colo., for head coach Dave Logan ... A consensus top-10 recruit in Colorado, ranked No. 5 by PrepStar and On3, No. 7 by 247Sports and No. 10 by ESPN ... At wide receiver, ranked No. 90 by PrepStar and No. 112 by On3 ... Led Cherry Creek to four consecutive state championships ... First team all-state ... 2019 Cherry Creek High School Rookie of the Year ... First-team all-academic honors ... Also lettered in football and track and field.



NEWCOMERS

CAREER RECEIVING STATS

	GP/GS	REC	YDS	AVG/C	TD	LG
2023 (STAN)	2/0	0	0	0	0	0
2024 (STAN)	12/5	26	241	9.3	2	25
TOTAL	14/5	26	241	9.3	2	25

CAREER RUSHING STATS


	GP/GS	ATT	YDS	AVG/C	TD	LG
2023 (STAN)	2/0	0	0	0	0	0
2024 (STAN)	12/5	4	2	0.2	0	11
TOTAL	14/5	4	2	0.2	0	11



**#53
KASH COURTNEY**

OL | 6-4 | 285 | Fr. | HS
Carthage, Texas (Carthage HS)

HIGH SCHOOL: A consensus three-star prospect according to 247Sports, Rivals, ESPN and On3 ... Rated the No. 57 offensive lineman in the class of 2025 by 247Sports ... Attended Carthage High School in Carthage, Texas ... Invited to participate in the 2025 Navy All-American Bowl in San Antonio, Texas ... Helped lead Carthage to a 12-1 record and quarterfinals appearance in the Texas 4A DII State Playoffs ... Key blocker as a junior for a Carthage squad that finished 13-1 and reached the Texas 4A D-II regional finals (fourth round) ... Started as a sophomore on Carthage's 16-0 Texas 4A D-II state championship team in 2022 ... Also competes in track and field ... As a junior, posted a 46' shot put throw and a 136'6" discus throw ... Posted a 38'9" shot put and a 143'6" discus as a sophomore in 2023 ... **CHOSE ARKANSAS OVER:** Baylor, Duke, Houston, Texas Tech, West Virginia and others.



**#78
BUBBA CRAIG**

OL | 6-8 | 307 | R-So. | TR
Ft. Wayne, Ind. (Lutheran HS/Hutchinson CC)

AT HUTCHINSON CC

A three-star junior college prospect according to 247Sports, ESPN and On3 ... Rated the No. 1 junior college offensive lineman and No. 28 overall junior college prospect in the class of 2025 by 247Sports ... No. 2 junior college offensive guard and No. 34 overall junior college prospect in the class of 2025 according to ESPN ... Attended Hutchinson Community College in Hutchinson, Kan. ... First-Team All-KJCCC Offensive Tackle in 2024 ... Has helped lead the Blue Dragons to a 9-1 record and NJCAA DI Playoffs Semifinal appearance ... Has blocked for a Hutchinson offense averaging 474 yards per game, including 264.7 on the ground and 209.3 through the air ... **CHOSE ARKANSAS OVER:** Liberty, UMass, Temple, Texas State, UTSA and Western Kentucky.



**#2
COURTNEY CRUTCHFIELD**

WR | 6-2 | 195 | R-Fr. | TR
Pine Bluff, Ark. (Pine Bluff HS/Missouri)

AT MISSOURI

2024 (FRESHMAN): Redshirted in his lone season at Missouri, seeing action in two games ... Played in the wins over Murray State (Aug. 29) and at UMass (Oct. 12).

HIGH SCHOOL: A consensus four-star wideout ranked as the No. 51 prospect in the country by 247Sports ... The top recruit in the state of Arkansas according to 247Sports ... No. 2 recruit in Arkansas according to On3, No. 3 on Rivals and and No. 4 on ESPN ... Ranked No. 270 on ESPN300 list ... Rated a top-20 wideout nationally by 247Sports, On3 and ESPN ... Caught 42 passes for 930 yards and 13 touchdowns as a senior while also handling kick return duties ... Received an invite to the 2024 All-American Bowl.

PERSONAL: Son of Danyell Hughes ... Born September 28, 2005.

CAREER RECEIVING STATS

	GP/GS	REC	YDS	AVG/C	TD	LG
2024 (MIZ)	2/0	0	0	0	0	0
TOTAL	2/0	0	0	0	0	0



**#21
KESHAWN DAVILA**

DB | 6-1 | 165 | Jr. | TR
Tampa, Fla. (Hillsborough HS/NWMCC)

AT NORTHWEST MISSISSIPPI CC

A four-star junior college prospect according to On3 ... Three-star junior college prospect by 247Sports, Rivals and ESPN ... Rated the No. 1 junior college cornerback and No. 7 overall junior college prospect in the class of 2025 according to ESPN ... No. 1 junior college cornerback and No. 2 overall junior college prospect in the class of 2025 by On3 ... No. 1 junior college cornerback and No. 7 overall junior college prospect in the class of 2025 according to 247Sports ... Attended Northwest Mississippi Community College in Senatobia, Miss. ... As a sophomore at Northwest Mississippi CC in 2024, collected 23 total tackles in addition to three interceptions and six pass breakups in 2024 while helping lead Northwest Mississippi Community College to a 10-1 record and an NJCAA Division I playoff appearance ... As a freshman in 2023, helped lead Northwest Mississippi CC to a 7-3 overall record and an appearance in the MACCC playoffs ... Played in nine games for the Rangers, totaling 35 tackles, six tackles for loss, two interceptions, two pass breakups, one fumble recovery and a sack.

HIGH SCHOOL: Played for head coach Earl Garcia, Jr. at Hillsborough High School in Tampa, Fla. ... Helped the Terriers to a 10-3 record and the quarterfinals of the FHSAA Class 6A playoffs in his senior season ... Totaled 40 tackles, four tackles for loss, four sacks, four quarterback hurries, a forced fumble and a blocked field goal as a senior in 2022 ... Received the team award for Defensive Back of the Year ... As a junior in 2021, helped lead Hillsborough HS to an 8-2 record and advance to the quarterfinal round of the FHSAA Class 6A playoffs ... Racked up 51 tackles, seven passes defended, three tackles for loss, three



NEWCOMERS

interceptions and a fumble recovery ... Also competed in track at Hillsborough HS, winning district titles and state runner-up finishes.

CAREER DEFENSIVE STATS

	GP/GS	UA	A	TOTAL	TFL	SACK	FF/FR	INT	QBH	PD
2023 (NMCC)	9/-	21	14	35	6.0	1.0	0/1	2	0	4
2024 (NMCC)	9/-	20	5	25	1.0	0.0	0/0	3	0	10
TOTAL	18/-	41	19	60	7.0	1.0	0/1	5	0	14



#74 MARCUS DUMERVIL

OL | 6-5 | 298 | *R-Sr. | TR
Lauderdale Lakes, Fla. (St. Thomas Aquinas HS/Maryland)

AT MARYLAND

2024 (REDSHIRT SENIOR): Appeared in 10 of 12 games on the offensive line, making three starts at left tackle ... Blocked for the No. 3 passing offense in the Big Ten (275.7 ypg) ... Made first start as a Terp at left tackle against Villanova (Sept. 21) ... Appeared on the offensive line against UConn (Aug. 31), helping block for Maryland run game that went for 248 yards (most since 2010).

2023 (REDSHIRT JUNIOR): Appeared in four games on the offensive line.

AT LSU

2022 (REDSHIRT SOPHOMORE): Appeared in 5 games with no starts ... Served as a backup on the offensive line ... Action came against Southern (Sept. 10), New Mexico (Sept. 24), Tennessee (Oct. 8), UAB (Nov. 19) and Georgia (Dec. 3) in the SEC Championship Game.

2021 (REDSHIRT FRESHMAN): Played in 10 games, starting once ... First career start came against Arkansas (Nov. 13) when the Tigers opened the contest with an extra offensive lineman ... Saw action on 19 snaps at Ole Miss (Oct. 23) ... Also appeared on LSU's special teams for field goals and point-after touchdowns.

2020 (FRESHMAN): Redshirt season ... Appeared in one game, seeing action in a backup role in a win over South Carolina (Oct. 24).

HIGH SCHOOL: Played at St. Thomas Aquinas High School in Fort Lauderdale, Florida ... Rated as a four-star offensive tackle by 247Sports and Rivals ... Will play in the 2020 Under Armour All-America Game ... Rated as the No. 11 offensive tackle in the nation ... Listed at No. 65 in the ESPN300 ... Led St. Thomas Aquinas to a perfect record of 14-0 in 2019, including a win in the 7A FHSAA State Championship game ... Coached by Roger Harriott.

PERSONAL: Nephew of five-time NFL Pro Bowler Elvis Dumervil.



#5 JA'KAYDEN FERGUSON

WR | 6-2 | 182 | Fr. | HS
Houston, Texas (Thurgood Marshall HS)

HIGH SCHOOL: A four-star prospect according to Rivals ... Three-star prospect by 247Sports, ESPN and On3 ... Rated the No. 42 athlete in the class of 2025 and No. 85 overall prospect in Texas according to 247Sports ... No. 53 wide receiver in the class of 2025 and No. 49 overall prospect in Texas by Rivals ... No. 87 wide receiver in the class of 2025 and No. 89 overall prospect in Texas according to On3 ... Attended Thurgood Marshall High School in Missouri City, Texas ... Helped lead Thurgood Marshall to a 10-3 overall record in 2024 ... Registered 448 receiving yards and six touchdowns on 26 receptions as a senior through 11 games ... Logged 48 receptions for 558 yards and five touchdowns as a junior in 2023 ... Also runs track ... Ran a 23.71 200-meter dash as a junior ... Ran an 11.59 100-meter and a 23.45 200-meter during club track competition between freshman and sophomore years ... **CHOSE ARKANSAS OVER:** Alabama, Kentucky, Arizona State, Auburn, Georgia, Houston, Kansas, LSU, Miami, Missouri, Oklahoma, Ole Miss, Oregon, Tennessee, Texas Tech, UCF, Washington and others

PERSONAL: Uncle, Robert Ferguson, played at Texas A&M and in the NFL as a wide receiver from 2001-09.



#89 GAVIN GARRETSON

TE | 6-7 | 254 | Fr. | HS
Chico, Calif. (Pleasant Valley HS)

HIGH SCHOOL: A three-star prospect according to 247Sports, ESPN and On3 ... Rated the No. 50 tight end-Y in the class of 2025 by ESPN ... Attended Pleasant Valley High School in Chico, Calif. ... Helped lead Pleasant Valley to a D2 Football NSCIF 2024 State Championship as a senior ... Hauled in 20 passes for 383 yards and six touchdowns as a senior ... As a junior, registered 20 receptions for 312 yards and five touchdowns while leading Pleasant Valley to a 10-4 mark ... Logged six receptions for 127 yards and two touchdowns as a sophomore in 2022 ... Also played defensive end during his high school career, registering 139 total tackles, 30 tackles for loss, 28.5 sacks and three pass breakups ... Was named sectional defensive player of the year and named Cal-Hi Sports' Second-Team All-State ... Also lettered in basketball, averaging 10.5 points per game and five rebounds per contest ... **CHOSE ARKANSAS OVER:** Cal, San Diego State and others.

PERSONAL: Older brother, Gabe, is a tight end at San Diego State.

NEWCOMERS



#24
ANDREW HARRIS

LB | 6-3 | 223 | Jr. | TR
Orlando, Fla. (Lake Brantley HS/UCF)

AT UCF

2024 (SOPHOMORE): Saw action in nine games, recording nine tackles with a half tackle for loss ... Opened the season with two tackles, including a half tackle for loss, vs. New Hampshire (Aug. 29) ... Finished the season strong with three tackles vs. BYU (Oct. 26) and three more in win over Arizona (Nov. 2).

2023 (FRESHMAN): Played in five games as a true freshman, making five tackles ... Primarily used on special teams ... Posted a pair of tackles vs. Oklahoma State (Nov. 11) ... Made two solo stops at Texas Tech (Nov. 18).

HIGH SCHOOL: A four-star linebacker out of Lake Brantley HS ... Recorded 72 tackles with four sacks, three interceptions and three forced fumbles as a senior ... Second-Team All-Area according to the Orlando Sentinel for his senior campaign ... Tabbed a Third-Team All-Florida pick in 2021 by FloridaHSFootball.com following a season with 103 tackles, 14 tackles for loss, three sacks and one pick while also seeing action as a running back ... Logged 85 stops and 14 tackles for loss as a sophomore ... Timed at 10.72 as a junior in the 100 meters while also competing in the shot put, discus and javelin ... As a sophomore, he qualified for the state meet in the 200 meters ... Owns personal bests of 10.72 in 100 meters, wind-aided 21.5 in 200 meters, 20'5-2.5 in long jump, 36-4 in shot put, 80-8 in discus and 58-10 in javelin ... Named defensive MVP (3.5 tackles, 2 sacks) of Polynesian Bowl in January 2023.

PERSONAL: Twin brother, Michael, was also a four-star linebacker prior to signing with Maryland ... Duo combined for three tackles for loss at 2023 Under Armour Next All-America all-star game in Orlando ... Began playing football as a high school freshman after family originally moved from Jamaica to Maryland.

CAREER DEFENSIVE STATS

	GP/GS	UA	A	TOTAL	TFL	SACK	FF/FR	INT	QBH	PD
2023 (UCF)	10/0	2	3	5	0	0	0/0	0	0	0
2024 (UCF)	9/0	5	4	9	0.5	0	0/0	0	0	0
TOTAL	19/0	7	7	14	0.5	0	0/0	0	0	0



#49
ZACH HABER

LS | 5-10 | 200 | R-So. | TR
Durango, Colo. (Durango HS/Butler CC)

AT BUTLER CC

2024 (REDSHIRT-FRESHMAN): Saw action in eight games while serving as the Grizzlies' long snapper ... Tallied nine total tackles (5 solo, 4 assists) and recovered a fumble ... Helped lead Butler CC to a 7-4 overall record.

AT NEW MEXICO STATE

2023 (FRESHMAN): Did not appear in any games.

HIGH SCHOOL: Prepped at Durango High School in Durango, Colo. ... Played running back and long snapper for the Demons ... Rushed 137 times for 979

yards (7.1 avg.) and 18 touchdowns as a senior in 2022, helping lead Durango to an 11-2 mark that included a perfect 5-0 league record ... Registered 1,358 yards on 151 carries (9.0) average and 19 touchdowns as a junior in 2021 as the Demons went 9-3 and 5-0 in league play ... Also played basketball and ran track.



#35
HUTSON HENDRIX

TE | 5-9 | 230 | Fr. | HS
Boerne, Texas (Boerne HS)

HIGH SCHOOL: Prepped at Boerne High School in Boerne, Texas ... Registered 74 carries for 483 yards (6.5 avg.) and 20 touchdowns while catching 17 passes for 190 yards and eight touchdowns during his high school career ... Also starred defensively where he totaled 521 tackles (159 solo), nine sacks and seven interceptions while forcing three fumbles ... Led Boerne to an 11-4 record as senior, 10-2 record and district championship as a junior and a 15-1 record that culminated in a state runner-up finish as a sophomore in 2022 ... Also played Basketball



#13
TREVER JACKSON

QB | 6-3 | 187 | R-Fr. | TR
Winter Garden, Fla. (Jones HS/Florida State)

AT FLORIDA STATE

2024 (FRESHMAN): Redshirted in his lone season at Florida State, playing in one game vs. Charleston Southern (Nov. 23) and rushing for two yards.

HIGH SCHOOL: Four-star prospect out of Jones HS ... Tabbed the nation's No. 22 quarterback and No. 48 overall prospect in Florida by 247Sports Composite ... ESPN's No. 30 quarterback in Class of 2024, No. 35 quarterback nationally and No. 71 overall prospect from Florida by On3.com ... Advanced to Elite 11 Finals and won 'Rail Shot Challenge' at event ... Responsible for 1,771 yards of total offense and 17 touchdowns during his senior season ... Led Jones to semifinals of 3M state playoffs ... Produced two 100-yard rushing games in playoffs, including 172-yard performance in state semifinal game ... Played junior year at West Orange HS and accounted for 1,865 yards and 22 touchdowns ... Led Warriors to district title and regional final semifinal round of 4M state playoffs.

CAREER PASSING STATS

	GP/GS	COMP	ATT	PCT	YDS	TD	INT	LG
2024 (FSU)	1/0	0	0	0.0	0	0	0	0
TOTAL	1/0	0	0	0.0	0	0	0	0

CAREER RUSHING STATS

	ATT	YDS	AVG/C	TD	LG
2024 (FSU)	1	2	2.0	0	2
TOTAL	1	2	2.0	0	2



NEWCOMERS



**#14
ANDY JEAN**

WR | 6-1 | 184 | R-So. | TR
Miami, Fla. (Northwestern HS/Pitt)

AT PITT

2025 (SPRING): Spent the spring at Pitt going through spring practice after transferring from Florida ... Reentered the portal during spring window.

AT FLORIDA

2024 (REDSHIRT FRESHMAN): Saw action in one game (at Mississippi State Sept. 21) in his second year on campus ... Transferred to Pitt following the season.

2023 (FRESHMAN): Played in four games to preserve his redshirt season ... Caught six passes for 97 yards ... Made his collegiate debut against McNeese (Sept. 9) ... Hauled in his first collegiate catch, a 62-yard reception vs. Charlotte (Sept. 23) ... Recorded a season-best four catches at Kentucky (Sept. 30) for 33 yards ... Logged a two-yard catch and returned two kickoffs for 44 yards while adding a solo tackle vs. Vanderbilt (Oct. 7) in his final game of the season.

HIGH SCHOOL: Four-star recruit out of Northwestern HS in Miami according to On3 and Rivals ... Tabbed the No. 42 WR in his class by Rivals ... Caught 19 passes for a team-best 409 yards with three touchdowns during his senior season ... Averaged 21.5 yards per catch and 58.4 yards per game as a senior ... Posted 40 receptions for 733 yards and eight touchdowns during his junior year ... Chose Florida out of high school over offers from Alabama, Georgia, Florida State, Miami, Michigan and others.

CAREER RECEIVING STATS

	GP/GS	REC	YDS	AVG/C	TD	LG
2023 (UF)	4/0	6	97	16.2	0	32
2024 (UF)	1/0	0	0	0.0	0	0
TOTAL	5/0	6	97	16.2	0	32



**#93
KEIUNDRE JOHNSON**

DL | 6-3 | 263 | Fr. | HS
Terrell, Texas (Terrell HS)

HIGH SCHOOL: A consensus three-star prospect according to 247Sports, Rivals, ESPN and On3 ... Rated the No. 35 strongside defensive end in the class of 2025 by Rivals ... No. 45 edge rusher in the class of 2025 and No. 57 overall prospect in Texas according to On3 ... No. 48 edge rusher in the class of 2025 by 247Sports ... Attended Terrell High School in Terrell, Texas ... Helped lead Terrell to a 6-5 overall record as a senior in 2024 ... Tallied 52 total tackles, including 8.5 sacks and 11.5 tackles for loss in addition to three pass breakups, one forced fumble and a fumble recovery ... Played tight end on offense, registering 10 receptions for 147 yards and a touchdown in 2024 ... First-Team All-District selection in 2023 at defensive end after recording 57 total tackles, including 18 for loss, with 10.5 sacks and two pass breakups ... Totaled 21 tackles, including five for loss, and three quarterback hurries in eight games as a sophomore in 2022 ... Caught two passes for 77 yards as a sophomore while playing tight end ... Also participated in basketball and track ... Ran a 23.38 200-meter dash as a freshman in 2022 ... Runs a 4.5 40-yard dash while maxing out at 435 in the squat and 405 in the deadlift ... **CHOSE ARKANSAS OVER:** LSU, Nebraska, SMU, Baylor, Oklahoma State, Ole Miss, Oregon, Pitt, Florida State, Texas, Texas A&M, Texas Tech, USC and others.



NEWCOMERS



#88
ROHAN JONES

TE | 6-3 | 236 | Sr. | TR
Montreal, Canada (Collège André-Grasset/Montana St.)

2024 FIRST-TEAM FCS ALL-AMERICA (FCS FOOTBALL CENTRAL)
2024 SECOND-TEAM FCS ALL-AMERICA (STATS PERFORM)
2024 FIRST-TEAM ALL-BIG SKY (COACHES)

AT MONTANA STATE

2024 (JUNIOR): First-Team FCS Football Central All-American ... Second-Team Stats FCS Perform All-American ... First-Team All-Big Sky ... Played in 14 games, recording 30 receptions for 470 yards (15.7 ypc) and nine touchdowns ... Had at least one reception in 13 of his 14 games played ... Logged 10 multi-catch performances during the season ... Season-high four receptions for 67 yards and a touchdown at Utah Tech (Aug. 31) ... Caught a touchdown in five consecutive games against Mercyhurst (Sept. 21), at Idaho State (Sept. 28), against Northern Colorado (Oct. 5), against Idaho (Oct. 12) and at Portland State (Oct. 19) ... Had a season-high 93 yards receiving on two catches at Idaho State ... Caught three passes for 58 yards and a touchdown at UC Davis (Nov. 16) ... Logged two receptions for 41 yards and a touchdown in the regular season finale against Montana (Nov. 23) ... In the FCS National Championship Game, finished with three catches for 19 yards and a touchdown vs. North Dakota State (Jan. 6).

AT MAINE

2023 (SOPHOMORE): Played in all 11 games, finishing the season with 22 receptions for 240 yards and five touchdowns ... Also returned 17 kicks for 377 yards (22.2 avg) ... Had a season-high seven kick returns for a season-high 154 yards (22.0 avg) at North Dakota State (Sept. 9) ... Caught three passes for a season-high 58 yards and a pair of touchdowns at Campbell (Oct. 21) ... Returned four kicks for 115 yards (28.8 avg), including a season-long kick return of 38 yards, against Albany (Oct. 28) ... Tallied four receptions for 43 yards and a season-high three touchdowns against Hampton (Nov. 4) ... Recorded a season-best five receptions for 54 yards in the season finale at New Hampshire (Nov. 18).

2022 (FRESHMAN): Appeared in all 11 games, catching nine passes for 123 yards and two touchdowns ... Recorded his first collegiate touchdown reception on an 18-yard catch at Rhode Island (Nov. 5) ... Best performance came against Albany (Nov. 12) with three catches for 47 yards ... Caught a 19-yard touchdown in the season finale against New Hampshire (Nov. 19).


HIGH SCHOOL: Competed for Collège André-Grasset and Collège Jean-Eudes ... Tallied 55 receptions for 639 yards and five touchdowns during the 2021 season, earning him RSEQ All-Star honors while being named Offensive Player of the Year ... In 2018, guided Collège Jean-Eudes to a Provincial Championship while earning RSEQ All-Star honors as a kick returner and being named Team MVP ... Was captain at Collège Jean-Eudes in 2018 and again for Collège André-Grasset in 2021.

CAREER RECEIVING STATS

	GP/GS	REC	YDS	AVG/C	TD	LG
2022 (UM)	11/4	9	123	13.7	2	30
2023 (UM)	11/2	22	240	10.9	5	33
2024 (MST)	14/3	30	470	15.7	9	70
TOTAL	36/9	61	833	13.7	16	70

CAREER RUSHING STATS


	GP/GS	ATT	YDS	AVG/C	TD	LG
2022 (UM)	11/4	4	5	0.5	0	4
2023 (UM)	11/2	1	30	2.7	0	30
2024 (MST)	14/3	1	-4	-0.3	0	0
TOTAL	36/9	6	31	0.9	0	30



#19
ANTONIO JORDAN

WR | 6-6 | 230 | Fr. | HS
Warren, Ark. (Warren HS)


HIGH SCHOOL: A consensus three-star prospect according to 247Sports, Rivals, ESPN and On3 ... Rated the No. 29 tight end-H in the class of 2025 and No. 8 overall prospect in Arkansas by ESPN ... No. 96 wide receiver in the class of 2025 according to Rivals ... No. 7 overall prospect in Arkansas according to On3 ... No. 8 overall prospect in Arkansas by 247Sports and ESPN ... Attended Warren High School in Warren, Ark. ... Helped lead Warren to a 9-4 mark and Arkansas 4A State Playoff appearance as a senior in 2024 ... Scored four touchdowns in his final high school game during a playoff loss to Mills University Studies High School, rushing 13 times for 98 yards and three touchdowns while catching six passes for 128 yards and a score ... Earned Arkansas Activities Association 4A all-state recognition as a junior in 2023 ... Had a breakout year in 2023, hauling in 43 passes for 1,041 yards and 14 touchdowns as Warren went 15-1 and lost in the 4A state semifinals ... Also plays basketball and baseball ... **CHOSE ARKANSAS OVER:** Florida State, South Carolina and Tennessee.



#84
GRANT KARNES

WR | 6-1 | 195 | Fr. | HS
Greenwood, Ark. (Greenwood HS)

HIGH SCHOOL: Prepped at Greenwood High School in Greenwood, Ark. ... Totalled 181 receptions for 2,500 yards and 31 touchdowns during his high school career ... Registered 80 receptions for 1,302 yards and 22 touchdowns as a senior to help lead the Bulldogs to the Arkansas 6A State Championship ... Also tallied 13 kickoff returns for 371 yards and a touchdown ... Recorded 70 catches for 947 yards and 13 touchdowns, and returned 11 kickoffs for 396 yards with touchdowns of 93 and 52 yards as a junior in 2023 ... Caught 96 passes for 1,297 yards and 16 touchdowns as a sophomore in 2022 ... Chose Arkansas over scholarship offers from Central Arkansas and Southeast Missouri State ... Also played baseball and was previously committed to play baseball at Wichita State



#52
CADEN KITLER

OL | 6-3 | 306 | R-Jr. | TR
The Colony, Texas (John Paul II HS/UCF)

AT UCF

2024 (REDSHIRT SOPHOMORE): Started 11 games for UCF ... Helping pave the way for an offensive that averaged 447.8 yards per game,

2025 ARKANSAS FOOTBALL



NEWCOMERS

including 248.1 rushing yards per game and 199.7 passing yards per game ... Part of an offensive unit that registered four 500+ yard performances ... Posted a 79.1 pass-blocking grade according to Pro Football Focus.

2023 (REDSHIRT FRESHMAN): Appeared in five games for the Knights, earning starts vs. Kansas State (Sept. 23) and Baylor (Sept. 30) ... Made his first career start at center against Kansas State ... Graded out at 77.7 in pass blocking, according to Pro Football Focus.

2022 (FRESHMAN): Saw game action against Temple (Oct. 13) while redshirting in his first season in Orlando.

HIGH SCHOOL: Standout offensive and defensive lineman, playing both center and tackle, at John Paul II High School in Plano, Texas ... First-team all-district selection as a senior in 2021 ... Honorable mention pick on offensive line for 2020 and 2019 seasons by Texas Association of Private and Parochial Schools all-state team ... 2020 John Paul II team advanced to semifinals of TAPPS Division 3 playoffs ... Shot put and discus TAPPS 6A runner-up in 2021 ... Set personal records in shot put (47-9) and discus (154-11) as a sophomore in 2020 ... Shot put state finalist as a freshman in 2019 TAPPS 6A (46-4) ... Regional qualifier in discus (133-3) in 2019 ... Played for coaches George Teague and Mario Edwards.



**#1
PHILLIP LEE**
DL | 6-4 | 240 | R-Sr. | TR
Jacksonville, Fla. (First Coast HS/Troy)

AT TROY

2024 (REDSHIRT JUNIOR): Played in all 12 games with 10 starts, making 31 tackles with 11 tackles for loss, five sacks and a forced fumble ... His five sacks led the team and his 11 tackles for loss ranked second on the squad ... Recorded at least a half sack in eight different games ... Opened the season with four stops, including a half tackle for loss, vs. Nevada (Aug. 31) ... Made three tackles with 1.5 tackles for loss at Memphis (Sept. 7) ... Lone tackle at Iowa (Sept. 14) was a tackle for loss ... Logged his first sack of the season vs. Florida A&M (Sept. 21) ... Posted four stops with a tackle for loss vs. ULM (Sept. 28) ... Added two tackles vs. Texas State (Oct. 3) and two more, including 1.5 tackles for loss, at South Alabama (Oct. 15) ... Forced a fumble and made one tackle at Arkansas State (Oct. 26) ... Made five tackles with one sack at Louisiana (Nov. 23) ... Saved his best for last in season finale with a season-high seven tackles and career-bests 3.5 tackles for loss and two sacks vs. Southern Miss (Nov. 30).

2023 (REDSHIRT SOPHOMORE): Played in eight games before suffering a season-ending injury, finished the season with 15 tackles, three tackles for loss and 1.5 tackles for loss ... Made four stops in season-opener vs. Stephen F. Austin (Sept. 2) ... Logged two tackles, including a half tackle for loss, vs. James Madison (Sept. 16) ... Recorded a half sack vs. Western Kentucky (Sept. 23) ... Made a pair of stops at Georgia State (Sept. 30) and two more tackles with a tackle for loss vs. Arkansas State (Oct. 7) ... Matched his season-best with four tackles, including a sack, at Army (Oct. 14).

2022 (REDSHIRT FRESHMAN): Played in all 14 games making seven tackles, including one sack ... His 174 special teams snaps were the third-most snaps on the team ... Team's second-highest rated player on special teams (min. 25 snaps) per Pro Football Focus ... Logged a season-best three stops, including a sack, vs. Marshall (Sept. 24) ... Made one tackle in games against Alabama A&M

(Sept. 10), at South Alabama (Oct. 20), at Louisiana (Nov. 5) and ULM (Nov. 19).


2021 (FRESHMAN): Redshirted in his first season at Troy.

HIGH SCHOOL: Finished his career at First Coast High School with 286 tackles (240 solo), 57 sacks, four blocked punts, two blocked field goals and five touchdowns ... Earned first-team all-conference honors as a senior and second-team as a junior ... Led the Buccaneers to the second round of the Florida 7A Playoffs ... Rated as the No. 88 weakside defensive end in the country and as a three-star recruit by 247 Sports Composite ... Three-star by Rivals and ESPN ... Selected to play in the Georgia vs. Florida All-Star Game ... Also played basketball.

PERSONAL: Phillip Jacquan Lee ... Born Jan. 24, 2002, in Jacksonville, Fla. ... Son of Cytrice King and Phillip Lee

CAREER DEFENSIVE STATS

	GP/GS	UA	A	TOTAL	TFL	SACK	FF/FR	INT	QBH	PD
2022 (TROY)	14/0	7	0	7	1-8	1-8	0/0	0	1	0
2023 (TROY)	8/8	5	10	15	3-14	1.5-12	0/0	0	3	0
2024 (TROY)	12/10	15	16	31	11-67	5-52	1/0	0	7	1
TOTAL	34/18	27	26	53	15-89	7.5-72	1/0	0	11	1



**#21
BRAYSON McHENRY**
QB | 6-0 | 202 | R-Jr. | TR
Texarkana, Texas (Texas HS)

AT BAYLOR


2024 (REDSHIRT JUNIOR): Did not see game action ... Functioned as the third-string quarterback for the majority of the final 11 games of the year.

2023 (REDSHIRT SOPHOMORE): Did not see game action.

2022 (REDSHIRT FRESHMAN): Did not see game action.

2021 (FRESHMAN): Redshirted ... Did not see game action.

HIGH SCHOOL: Played at Texas High in Texarkana for Gerry Stanford ... Led Texas High to a 12-1 record and an undefeated district championship as a senior ... Threw for 1,693 yards and 14 touchdowns in his senior season ... Recorded 27 TDs on the ground, with 1,968 yards rushing.



**#71
SHAQ McROY**
OL | 6-8 | 362 | R-Fr. | TR
Bessemer, Ala. (Clay-Chalkville HS/Oregon)

AT OREGON

2024 (FRESHMAN): Redshirt season ... Did not play in any games.

HIGH SCHOOL: A four-star prospect according to 247Sports, Rivals and ESPN ... Rated as the No. 57 overall recruit by ESPN and the No. 4 offensive tackle nationally ... Ranked a top-100 recruit in the country by 247Sports and a top-10

NEWCOMERS



offensive tackle ... Rated as a 4-star recruit by the 247Sports Composite, slotting in as the No. 169 overall recruit and No. 13 offensive tackle prospect...Graded as a three-star recruit by Rivals ... Earned a spot in the Under Armour All-America Game ... Selected to play in the Alabama-Mississippi All-Star Game ... Helped lead Clay-Chalkville to a 14-0 record and Alabama 6A state championship as a senior in 2023 ... Helped Clay-Chalkville to an 8-2 record as a junior in 2022 ... Blocked for an offense that racked up 306.7 yards per game, including 1,667 total rushing yards and 1,400 passing yards.



#44
FRANK MULIPOLA

DL | 6-4 | 275 | R-Sr. | TR
Pago Pago, American Samoa (Tafuna HS/UTPB)

AT UT PERMIAN BASIN

2024 (REDSHIRT JUNIOR): Finished third on the team with 51 total tackles over 12 games, including 8.5 tackles for loss and six sacks ... Led the team with seven quarterback hurries ... Six sacks ranked fourth in the league ... Matched a career-high with eight tackles with a sack in season opener vs. Western New Mexico (Aug. 31) ... Made two stops at CSU Pueblo (Sept. 7) ... Started a string of four-tackle games vs. Adams State (Sept. 14) followed by four tackles and a sack vs. Texas A&M - Kingsville (Sept. 21) and four tackles with two sacks at Midwestern State (Sept. 28) ... Recorded three tackles and his third straight game with a sack in game vs. Angelo State (Oct. 5) ... Logged five stops at Central Washington (Oct. 12) ... Posted two tackles for loss as part of six-tackle performance vs. Western Oregon (Oct. 19) ... Made five tackles at West Texas A&M (Oct. 26) ... Finished the season with four tackles at Sul Ross State (Nov. 16) and six tackles, including a sack, vs. Central Missouri (Dec. 7) in the Heritage Bowl.

2023 (REDSHIRT SOPHOMORE): Played in 12 games with 30 tackles, including 4.5 tackles for loss and five pass breakups ... Recorded his first tackle for loss of the season at Western Colorado (Sept. 12) ... Made one stop and recovered a fumble at Southwest Baptist (Sept. 16) ... Logged six tackles, including a tackle for loss, at Midwestern State (Oct. 7) ... Posted four tackles vs. Eastern New Mexico (Oct. 14) ... Three tackles at Angelo State (Oct. 21) ... Recorded a season-best two tackles for loss with three total tackles and a pair of pass breakups vs. Western Oregon (Oct. 28) ... Best game of the season came against Central Washington (Nov. 11) with a season-high eight tackles, including a half sack, and two pass breakups ... Logged three stops in season finale vs. Bemidji State (Nov. 18).

2022 (SOPHOMORE): Played in one game before a season-ending injury to earn a redshirt ... Made two tackles vs. Southwest Baptist (Sept. 3).

AT INDEPENDENCE CC

2021 (FRESHMAN): Saw action in nine games ... Made 21 total tackles with seven tackles for loss.

CAREER DEFENSIVE STATS

	GP/GS	UA	A	TOTAL	TFL	SACK	FF/FR	INT	QBH	PD
2022 (UTPB)	1/0	2	0	2	1	0	0/0	0	0	0
2023 (UTPB)	12/8	15	15	30	4.5	0.5	0/1	0	2	5
2024 (UTPB)	12/12	28	23	51	8.5	6	0/0	0	7	2
TOTAL	25/20	45	38	83	14	6.5	0/1	0	9	7



#23
JULIAN NEAL

DB | 6-2 | 200 | R-Sr. | TR
San Francisco, Calif. (Mission HS/Fresno St.)

AT FRESNO STATE

2024 (REDSHIRT JUNIOR): Started four games and played in all 12 with 35 tackles, five tackles for loss, one sack, two interceptions and six pass breakups ... Made a pair of stops, including one tackle for loss, in season opener at Michigan (Aug. 31) ... Recorded a single tackle vs. Sacramento State (Sept. 7) and one TFL with a pass breakup against New Mexico State (Sept. 14) ... Picked off his first pass of the season at New Mexico (Sept. 21) to go with a pair of tackles ... Recorded five tackles at UNLV (Sept. 28) ... Notched a tackle for loss as part of three tackles at Washington State (Oct. 12) ... Logged one tackle at Nevada (Oct. 18) ... Intercepted a pass with two tackles vs. San Jose State (Oct. 26) ... Stuffed the state sheet vs. Hawaii (Nov. 2) with two tackles, a sack and two pass breakups ... Posted a season-high nine tackles at Air Force (Nov. 9) ... Recorded two stops vs. Colorado State (Nov. 16) ... Closed out his season five tackles with one TFL at UCLA (Nov. 23) ... Entered the transfer portal following the season, signing with Stanford but did not enroll.

2023 (REDSHIRT SOPHOMORE): Saw action in 11 games, making nine tackles ... Made one tackle, including a half tackle for loss, vs. Nevada (Sept. 30) ... Logged a tackle for loss as part of a two-tackle performance at San Diego State (Nov. 25) ... Posted a season-high six tackles with a pass breakup vs. New Mexico State in New Mexico Bowl (Dec. 16).

2022 (REDSHIRT FRESHMAN): Played in three games ... Broke up one pass vs. New Mexico (Oct. 22).

2021 (FRESHMAN): Played in four games during his first season and redshirted ... Saw action in the secondary and on special teams.

HIGH SCHOOL: Rated a three star recruit by 247Sports, the No. 126 overall recruit in California and No. 107 multi-position athlete in the nation ... Starred as a wide receiver, defensive end and defensive back for Mission High School, where he was an All-City selection as a WR ... Was also an All-City selection in basketball ... Honor roll student ... Volunteered with youth camps ... Received offers from Eastern Washington and San Jose State as a receiver.

PERSONAL: Son of Emmett and Malka Neal ... Has two siblings - Emmett Jr. and Jonny ... Uncle Aaron Criswell was a wide receiver at UNLV from 2013-15.

CAREER DEFENSIVE STATS

	GP/GS	UA	A	TOTAL	TFL	SACK	FF/FR	INT	QBH	PD
2021 (FSU)	4/0	0	0	0	0	0	0/0	0	0	0
2022 (FSU)	3/0	0	0	0	0	0	0/0	0	0	1
2023 (FSU)	11/0	7	2	9	1.5	0	0/0	0	0	1
2024 (FSU)	12/4	22	13	35	5.0	1.0	0/0	2	0	8
TOTAL	30/4	29	15	44	6.5	1.0	0/0	2	0	10



NEWCOMERS

2025 ARKANSAS FOOTBALL



**#92
DAVID OKE**

DL | 6-2 | 312 | Sr. | TR
Lagos, Nigeria (Alief Hastings HS/Abilene Christian)

AT ABILENE CHRISTIAN

2024 (JUNIOR): Registered 63 total tackles, including 9.5 for loss in addition to six quarterback hurries, two pass breakups, a forced fumble, fumble recovery and blocked field goal ... Registered three tackles including 1.5 for loss and one sack vs. Northern Arizona (Nov. 30) ... Notched 4.5 total tackles with an assisted tackle for loss against Stephen F. Austin (Nov. 23) ... Registered 2.5 tackles and a tackle for loss against Central Arkansas (Oct. 5), Eastern Kentucky (Oct. 19) and Southern Utah (Nov. 2) ... Recorded three tackles and one tackle for loss in addition to a forced fumble and quarterback hurry at Utah Tech (Sept. 28) ... Registered five tackles and a tackle for loss vs. Northern Colorado (Sept. 14) ... Posted a career-high six tackles including 1.5 for loss against West Georgia (Sept. 7) ... Logged three tackles, including 1.5 for loss in a season-opening loss at Texas Tech (Aug. 31).

2023 (SOPHOMORE): Appeared in eight games, making two starts and totaling 10 tackles on the season ... Tallied a season-high two tackles in a loss at Texas A&M (Nov. 18) ... Recorded 1.5 tackles in contests against North Alabama (Oct. 14) and Stephen F. Austin (Oct. 21) ... Made a tackle in five separate games.

2022 (FRESHMAN): Saw action in 10 games ... Finished season with 10 tackles, a sack, a quarterback hurry and a forced fumble ... Logged two tackles against North Dakota (Oct. 29) ... Registered a sack, tackle for loss and forced fumble in a loss at Missouri (Sept. 17).

HIGH SCHOOL: Three-star recruit according to 247Sports ... Signed with Abilene Christian over offers from Arkansas State, Buffalo, Houston, Nevada, New Mexico, North Texas, Utah State and UTSA.

CAREER DEFENSIVE STATS

	GP/GS	UA	A	TOTAL	TFL	SACK	FF/FR	INT	QBH	PD
2022 (ACU)	10/4	3	7	10	1.0	1.0	1/0	0	1	0
2023 (ACU)	7/1	4	6	10	0	0	0/0	0	0	0
2024 (ACU)	14/13	21	43	64	9.5	1.0	1/1	0	6	2
TOTAL	31/18	28	56	84	10.5	2.0	2/1	0	7	2



**#91
KEVIN OATIS**

DL | 6-3 | 288 | Fr. | HS
Hattiesburg, Miss. (Hattiesburg HS)

HIGH SCHOOL: A four-star prospect according to Rivals and ESPN ... Three-star prospect by 247Sports and On3 ... ESPN 300 (No. 184) prospect ... Rated the No. 184 overall prospect in the class of 2025, No. 15 defensive tackle in the class of 2025 and No. 7 overall prospect in Mississippi according to ESPN ... No. 28 defensive tackle in the class of 2025 and No. 11 overall prospect in Mississippi by Rivals ... No. 35 defensive lineman in the class of 2025 and No. 12 overall prospect in Mississippi by 247Sports ... Attended Hattiesburg High School in Hattiesburg, Miss. ... Has led Hattiesburg to a 13-0 record in 2024 with a state championship appearance set to take place on Dec. 6 ... Helped lead Hattiesburg to a 6A playoff appearance in 2023 while earning all-state recognition ... Played multiple defensive roles as a sophomore, helping Hattiesburg to a Mississippi 5A first-round playoff appearance ... Also participates in track and field and powerlifting ... Won the Mississippi State 6A Championship in the shot put as a junior, courtesy of a 49'9" effort while also throwing a personal-best 110'3" in the discus during the same season ... Placed second as a junior at Mississippi 6A powerlifting meet in the 275-pound division, posting a 1,410-pound total (575 deadlift, 550 squat and 285 bench) ... **CHOSE ARKANSAS OVER:** Alabama, Auburn, Florida, Florida State, Georgia, LSU, Michigan, Ole Miss, Mississippi State, Penn State, Texas, Texas A&M, USC and others.

PERSONAL: Cousin, Jeheim Oatis, is a defensive lineman at Alabama.



**#18
TAIJH OVERTON**

DB | 6-2 | 185 | Fr. | HS
Mobile, Ala. (Williamson HS)

HIGH SCHOOL: A consensus three-star prospect according to 247Sports, Rivals, ESPN and On3 ... Rated the No. 41 safety in the class of 2025 and No. 23 overall prospect in Alabama by Rivals ... No. 28 overall prospect in Alabama according to On3 ... No. 35 overall prospect in Alabama by 247Sports ... Attended Williamson High School in Mobile, Ala ... Tallied 102 tackles, including six for loss, in addition to a pair of interceptions, a fumble recovery and four pass breakups in 2024 while leading Williamson to a 10-2 season ... As a junior in 2023, registered 116 total tackles, including nine for loss, and two sacks while breaking up 19 passes in addition to a forced fumble, fumble recovery and three interceptions ... Logged 113 tackles, 19 pass breakups, two forced fumbles, two fumble recoveries and three interceptions during his sophomore campaign in 2022 while helping the Lions reach a 6-5 mark ... Saw action in six games as a freshman, totaling 15 tackles ... Nicknamed "Hammer Time" ... **CHOSE ARKANSAS OVER:** Oklahoma State, Florida State, Missouri, Ole Miss, UCF and others.

NEWCOMERS



#83
JADEN PLATT

TE | 6-5 | 260 | R-So. | TR
Haslet, Texas (Eaton HS/Texas A&M)

AT TEXAS A&M

2024 (REDSHIRT FRESHMAN): Played in six games ... Returned one kick for 11 yards against McNeese (Sept. 7).

2023 (FRESHMAN): Redshirt season ... Appeared in three games, finishing with two catches for 52 yards and a touchdown ... Recorded his first collegiate touchdown with a 13-yard reception against Abilene Christian (Nov. 18) ... Played in the Texas Bowl vs. Oklahoma State (Dec. 27), logging one catch for 39 yards.

HIGH SCHOOL: Ranked a 4-star tight end by all three recruiting services (247 Sports, Rivals, ESPN) ... Coached by Ellis Miller at Eaton High School ... Caught 54 passes for 919 yards and 10 touchdowns throughout his career ... Earned UIL 6A Honorable Mention state honors as a junior ... Helped lead Eaton to an 8-3 record and a UIL 6A D-II first-round playoff appearance.

CAREER RECEIVING STATS

	GP/GS	REC	YDS	AVG/C	TD	LG
2023 (TAMU)	3/0	2	52	26.0	1	39
2024 (TAMU)	6/0	0	0	0	0	0
TOTAL	9/0	2	52	26.0	1	39



#17
NIGEL PRINGLE

DB | 6-2 | 178 | Fr. | HS
Houston, Texas (North Shore HS)

HIGH SCHOOL: A consensus three-star prospect according to 247Sports, Rivals, ESPN and On3 ... Rated the No. 91 athlete in the class of 2025 by ESPN ... No. 99 athlete in the class of 2025 according to 247Sports ... Attended North Shore High School in Houston, Texas ... Returned a pair of kickoffs for touchdowns as a senior in 2024 ... Has led North Shore to a perfect 13-0 record this season and a matchup with Atascocita HS in the Texas 6A DI State Quarterfinals on Dec. 7 ... Finished junior season with 13 tackles, three interceptions and a defensive touchdown on a pick-six while averaging 20.6 yards per punt return highlighted by a long of 42 yards ... Helped North Shore to a 15-1 mark and state championship appearance as a junior ... Saw snaps in the secondary and return game as a sophomore, recording seven tackles and a pass breakup while scoring a touchdown courtesy of a punt return as North Shore posted a 15-1 record ... **CHOSE ARKANSAS OVER:** Arizona, Arizona State, Houston, Kansas, Memphis, Oregon, UCF, Washington State and others.



#56
LJ PRUDHOMME

OL | 6-3 | 295 | Fr. | HS
Shreveport, La. (Captain Shreve HS)

HIGH SCHOOL: A consensus three-star prospect according to 247Sports, Rivals, ESPN and On3 ... Rated the No. 7 center in the class of 2025 and No. 18 overall prospect in Louisiana by Rivals ... No. 54 offensive lineman in the class of 2025 and No. 28 overall prospect in Louisiana according to 247Sports ... No. 61 offensive guard in the class of 2025 and No. 33 overall prospect in Louisiana by ESPN ... Attended Captain Shreve High School in Shreveport, La. ... Invited to participate in 2024 U.S. Army All-American Bowl ... Played on both the offensive and defensive line at Captain Shreve ... Helped lead Captain Shreve to a 6-5 mark as a senior while blocking for an offense that garnered 3,138 passing yards and 2,814 rushing yards ... Helped lead the Gators to a 9-2 record as a junior while being part of an offensive unit that produced 4,298 total yards and averaged 390.7 yards per contest ... Also participates in track and field ... Won a district championship in the discus as a junior with a throw of 165'0.5" before placing fifth at the Louisiana 5A regionals with a discus rep of 153'2" ... **CHOSE ARKANSAS OVER:** Arizona State, Georgia Tech, Houston, Memphis, Mississippi State, Missouri, Ole Miss, Texas Tech and others.



#51
COREY ROBINSON II

OL | 6-5 | 307 | R-Sr. | TR
Roswell, Ga. (Roswell HS/Georgia Tech)

AT GEORGIA TECH

2024 (REDSHIRT JUNIOR): Played in 12 games, making seven starts at left tackle on the year ... Started each of the final seven regular season games ... Helped pave the way for Georgia Tech to rush for 186.8 yards per game, good for third in the ACC ... Was part of an offensive unit that posted three 500-yard performances, including a 563-yard effort against No. 2 Georgia (Nov. 29) ... Posted a 91.2 pass-blocking grade according to Pro Football Focus, which leads all Power 4 offensive linemen and ranks fourth in the FBS.

2023 (REDSHIRT SOPHOMORE): Played in 12 games and made five starts at left tackle (season opener vs. Louisville and final four games of the season vs. Clemson, Syracuse, No. 1 Georgia and UCF) ... Saw action on 374 snaps, which ranked sixth among Georgia Tech offensive linemen ... Helped pave the way for Georgia Tech to rush for 203.8 yards per game, good for tops in the ACC and 12th nationally ... Also a key cog in an offensive front that allowed just 1.15 sacks per game, which also led the ACC and ranked 15th nationally.

2022 (REDSHIRT FRESHMAN): Started all 12 games at left tackle ... One of only two linemen to start at the same position each game, helping anchor an offensive front that had five different starting combinations in 12 games ... Ranked second among Georgia Tech's offensive linemen in total snaps with 735.

AT KANSAS

2021 (FRESHMAN): Redshirt season ... Did not play in any games.

HIGH SCHOOL: Rated as a three-star prospect by Rivals, 247Sports and ESPN ... Coached by Chris Prewett at Roswell in Roswell, Ga. ... Was credited with



NEWCOMERS


65 pancake blocks and surrendered just one sack as a senior in 2020, when he helped lead nearby Roswell H.S. to an 8-3 record, the second round of the Georgia 7-A state playoffs and more than 2,000 passing yards and 1,900 rushing yards ... Invited to participate in 2020 World Bowl national combine ... Selected to play in 2019 GACA All-Star Game.



#36
GAVIN RUSH

P | 6-3 | 194 | Fr. | HS
Franklin, Tenn. (Page HS)

HIGH SCHOOL: A five-star prospect according to Kohl's Kicking ... No. 5 punter in the class of 2025 by On3 ... No. 12 punter in the class of 2025 according to Kohl's Kicking ... Attended Page High School in Franklin, Tenn. ... During Kohl's National Scholarship Camp in 2023, had a long punt of 53 yards with 4.37 seconds of hang time ... At the Southern Spring Showcase, averaged 50 yards with a long of 61 yards and a 5.01 hang time ... Punted 18 times for a total of 672 yards as a senior with six punts inside opponents' 20-yard line and a long of 78 yards ... Punted 29 times for a total of 986 yards as a junior while pinning opponents inside their own 20-yard line 13 times ... **CHOSE ARKANSAS OVER:** Air Force, Army and Western Kentucky.



#8
QUENTAVIUS SCANDRETT

DB | 6-3 | 201 | *Sr. | TR
Clayton, Ga. (Lovejoy HS/E. Michigan)

2024 FIRST-TEAM PRESEASON ALL-MAC (ATHLON)

AT EMU

2024 (SENIOR): Earned 2024 Preseason Athlon Sports All-MAC First Team Defense... Appeared in all 12 games while tallying 55 total tackles, one interception, a quarterback hurry and three pass breakups ... Notched a season-high 10 tackles and a pass breakup against Akron (Oct. 27) ... Registered six tackles against Jacksonville State (Sept. 14) and Miami of Ohio (Oct. 12) ... Registered an interception in addition to four tackles at Ohio (Nov. 13) ... Wrapped up season with a seven-tackle performance at Western Michigan (Nov. 30).

2023 (JUNIOR): Played in all 13 games and started in 12... Selected to wear the 0 jersey for the Buffalo game (Nov. 21)... Finished the year with 59 tackles, including 31 solo stops... Picked off two passes, including one each against UMass (Sept. 9) for 22 yards and Central Michigan (Sept. 30) for no return... Added one pass breakup in the 68 Venture Bowl game against South Alabama.

2022 (SOPHOMORE): Participated in all 13 games... Recorded 44 tackles (27 solo, 17 assisted) ... Snagged his first collegiate interception, returning the ball 34 yards as well as tabbing his first career pass break-up against Ball State (Oct. 22) ... Swatted down another pass versus Central Michigan (Nov. 25)

2021 (FRESHMAN): Appeared in three games for the Green and White... Recorded his first collegiate tackle against Saint Francis (Sept. 3)... Added three additional tackles in the team's game at Wisconsin (Sept. 11)


HIGH SCHOOL: Attended Lovejoy High School where he played under

Head Coach Edgar Carson as a Wildcat... Played both ways for the team as a wide receiver and defensive back... In 2020, tallied 48 tackles, nine breakups, three interceptions, and a touchdown... Selected all-region... Caught a 53-yard touchdown pass midway through the third quarter to break a 7-7 tie with Tucker in a region 4-6A game... The win was the first-ever over Tucker and helped Lovejoy improved to 7-0 for the first time since 2011... Selected to play in the rising seniors game featuring players from Georgia versus Florida.

PERSONAL: Quentavius D'shaun Scandrett... Father of Skai Scandrett... Son of Vincent and Antoinette Scandrett... Has two brothers, Dontrez and Tramius... Biology major.

CAREER DEFENSIVE STATS

	GP/GS	UA	A	TOTAL	TFL	SACK	FF/FR	INT	QBH	PD
2021 (EMU)	3/0	3	1	4	0	0/0	0	0	0	0
2022 (EMU)	13/8	27	17	44	0	0	0/0	1	0	3
2023 (EMU)	13/12	31	28	59	0	0	0/0	2	0	3
2024 (EMU)	12/12	28	27	55	0	0	0/0	1	1	4
TOTAL	41/32	89	73	162	0	0	0/0	4	1	10



#43
TRENT SELLERS

DL | 6-4 | 245 | Fr. | HS
Mobile, Ala. (Spanish Fort HS)

HIGH SCHOOL: A consensus three-star prospect according to 247Sports, Rivals, ESPN and On3 ... Rated the No. 28 strongside defensive end in the class of 2025 and No. 22 overall prospect in Alabama by Rivals ... No. 42 edge rusher in the class of 2025 and No. 17 overall prospect in Alabama according to On3 ... Attended Spanish Fort High School in Spanish Fort, Ala. ... Registered 87 total tackles, including 15 for loss, and 9.5 sacks with 13 quarterback hurries and two pass breakups as a senior ... Logged 69 total tackles, including 10 for loss, and five sacks as a junior in 2023 while leading Faith Academy to an 8-4 overall record and a second-round appearance in the 2023 AHSAA Playoffs ... **CHOSE ARKANSAS OVER:** Ole Miss, Nebraska, Mississippi State and others.



#27
CAM SETTLES

RB | 5-11 | 204 | Fr. | HS
Little Rock, Ark. (Parkview HS)

HIGH SCHOOL: A consensus three-star prospect according to 247Sports, Rivals, ESPN and On3 ... Rated the No. 52 running back in the class of 2025 and No. 5 overall prospect in Arkansas by Rivals ... No. 64 running back in the class of 2025 and No. 8 overall prospect in Arkansas according to ESPN ... No. 75 running back in the class of 2025 and No. 9 overall prospect in Arkansas by 247Sports ... Attended Parkview Arts and Science Magnet High School in Little Rock, Ark. ... Invited to participate in 2024 U.S. Army All-American Bowl ... Has led the Patriots to a 12-1 mark and spot in the state championship game as a senior ... Rushed for 736 yards and 13 touchdowns and returned a punt for a touchdown through the first 12 games of his senior season ... Led Parkview to a Class 5A State Championship as a junior, rushing for 979 yards and 20 touchdowns while also playing defensive back ... Ran track as a sophomore ... Reports a 315-pound power clean and has registered 505 pounds in the squat

NEWCOMERS



in addition to a 315 pounds bench press, 36-inch vertical jump and 4.5 40-yard dash ... **CHOSE ARKANSAS OVER:** Memphis, Oregon State, SMU and others.



#15
KAM SHANKS

WR | 5-8 | 170 | R-So. | TR
Prattville, Ala. (Prattville HS/UAB)

- 2025 FIRST-TEAM PRESEASON ALL-AMERICA (PHIL STEELE)
- 2025 FIRST-TEAM PRESEASON ALL-SEC (PHIL STEELE)
- 2024 FIRST-TEAM ALL-AMERICA (THE SPORTING NEWS)
- 2024 FIRST-TEAM ALL-AMERICAN ATHLETIC CONFERENCE

AT UAB

2024 (REDSHIRT FRESHMAN): Earned First-Team All-America honors from The Sporting News and All-American Athletic Conference first-team honors as a return specialist ... Garnered AAC third-team recognition as a wide receiver ... Led the nation in punt return yards (329), punt return average (20.6) and punt return touchdowns (2) ... Finalist for the Jet Award, which honors the most outstanding return specialist in college football ... Also added a team-leading 62 receptions for 656 yards and six touchdowns ... Turned in two 100-yard receiving games, including a nine-catch, 119-yard receiving performance at Army (Oct. 12) and a career-high 153 receiving yards and three touchdowns against Tulsa (Nov. 2) ... Also set the school record for punt return yards (139) against Tulsa ... Named the Hornung Award National Player of the Week on Nov. 5 after compiling 311 all-purpose yards against Tulsa.

2023 (FRESHMAN): Redshirt season ... Appeared in four games on kickoff return ... Logged five kickoff returns for 93 yards with a long of 23.

HIGH SCHOOL: Attended Prattville High School in Prattville, Ala. ... Three-star prospect according to On3 ... Chose UAB over Tulane, Liberty, Jacksonville State, Southern Miss and Troy.

CAREER RECEIVING STATS

	GP/GS	REC	YDS	AVG/C	TD	LG
2023 (UAB)	4/0	0	0	0	0	0
2024 (UAB)	12/6	62	656	10.6	6	67
TOTAL	16/6	62	656	10.6	6	67

CAREER RUSHING STATS

	GP/GS	ATT	YDS	AVG/C	TD	LG
2023 (UAB)	4/0	0	0	0	0	0
2024 (UAB)	12/6	8	50	4.2	0	35
TOTAL	16/6	8	50	3.1	0	35

CAREER KICK RETURN STATS

	GP/GS	REC	YDS	AVG/C	TD	LG
2023 (UAB)	4/0	5	93	23.3	0	58
2024 (UAB)	12/6	1	15	1.2	0	15
TOTAL	16/6	6	108	6.7	0	58

CAREER PUNT RETURN STATS

	GP/GS	ATT	YDS	AVG/C	TD	LG
2023 (UAB)	4/0	0	0	0	0	0
2024 (UAB)	12/6	16	329	27.4	2	58
TOTAL	16/6	16	329	20.6	2	58



#6
RAYLEN SHARPE

WR | 5-9 | 165 | R-Sr. | TR
Allen, Texas (Allen HS/Fresno State)

- 2024 ALL-MOUNTAIN WEST (COACHES)
- 2023 FCS SECOND-TEAM ALL-AMERICA (PHIL STEELE)
- 2023 FCS THIRD-TEAM ALL-AMERICA (AP)
- 2023 FIRST-TEAM MVFC (COACHES)

AT FRESNO STATE

2024 (REDSHIRT JUNIOR): All-Mountain West Honorable Mention ... Played in 11 games, recording 51 catches for 523 yards (10.3 ypc) and three touchdowns ... Also had four carries for 67 yards (16.8 ypc), including a season-long rush of 56 yards ... Attempted and completed one pass for a 26-yard touchdown ... In his Fresno State debut, caught a pair of passes for 23 yards and a touchdown at Michigan (Aug. 31) ... Turned in a season-best 10 receptions for a season-high 116 yards at UNLV (Sept. 28) ... Had six catches for 60 yards at Washington State (Oct. 12) ... Five receptions for 48 yards and a touchdown against Hawaii (Nov. 2) ... Closed out the season with four catches for 35 yards and a touchdown at UCLA (Nov. 30) ... Entered the campaign on the preseason watch list for the Earl Campbell Tyler Rose Award.

AT MISSOURI STATE

2023 (REDSHIRT SOPHOMORE): Named an FCS All-America selection by Phil Steele (second team), Associated Press (third team) and Stats Perform (third team) ... Also named as a first-team All-MVFC selection ... Pulled in a school-record 73 receptions for 991 yards and seven touchdowns ... His receiving yardage ranked No. 2 in MSU single-season history ... Averaged a league-best 99.1 receiving yards per game, which ranked third in FCS, while his 7.3 receptions per game was also tops in the MVFC and No. 5 nationally ... Matched another school-record with six 100-yard receiving games on the season, including 11 receptions for 160 yards and two TDs vs. No. 15 UNI (Nov. 11) to earn MVFC Offensive Player of the Week honors as well as FedEx Ground FCS National Player of the Week honorable mention ... Recorded 13 catches for 153 yards and a touchdown vs. North Dakota State (Oct. 7) ... Snagged seven receptions for 142 yards and a TD at UT Martin (Sept. 9) ... Earned MVFC Offensive Player of the Week honors for Illinois State game (Nov. 4) after hauling in seven passes for 105 yards and a pair of TDs ... Had a season-long 46-yard reception in home opener vs. Utah Tech (Sept. 23) to finish with 109 yards on five catches ... Also hauled in 109 yards on eight receptions at Youngstown State (Oct. 28) ... Ranked 31st nationally and 2nd in MVFC in all-purpose yards per game (110.8) ... His seven touchdowns matched teammate Jacardia Wright for 15th-best in the conference ... Completed season with streak of pass receptions in 18 straight games.

2022 (REDSHIRT FRESHMAN): Played in 10 games, hauling in 16 pass receptions for 307 yards and a TD ... Finished third on the team in receiving yardage ... First MSU reception was a 67-yard touchdown from Jason Shelley vs. No. 2 South Dakota St. (Sept. 24) ... Had three receptions the following week at North Dakota (Oct. 1) for 27 yards ... Also had three catches for season-high 82 yards in homecoming win over Western Illinois (Oct. 29), including a 54-yarder ... Posted season-high four catches for 45 yards (long 23) in home finale vs. Youngstown State (Nov. 12) ... Snagged a pair of passes for 34 yards at home against Southern Illinois (Oct. 8) ... Also notched four special teams tackles on the season with three solos.



NEWCOMERS

AT HOUSTON

2021 (FRESHMAN): Redshirt season ... Appeared in one contest against Grambling State (Sept. 18) ... Also participated in track and field at Houston, compiling three top-10 finishes as a freshman, including a first-place finish in the 4x400 relay at the H-Town SpeedCity Series ... Top time in 400 hurdles was 55.20 (May 1).

HIGH SCHOOL: Led coach Terry Gambill's Allen (Texas) High School Eagles to an 11-1 record during his senior year in 2019 ... Accounted for 3,500 all-purpose yards and 36 touchdowns as a first-team all-conference quarterback and district MVP as a senior ... Racked up 650 all-purpose yards as a backup QB his junior year while accounting for 16 touchdowns ... Was part of a Texas 6A state championship team his sophomore year ... Was also an all-district pick as a freshman ... Three-star prospect in the class of 2020 according to 247Sports ... Had offers from SMU, Air Force, Arizona and Army coming out of high school ... Standout member of the track and field team as a seven-time USA Track and Field All-American.

CAREER RECEIVING STATS

	GP/GS	REC	YDS	AVG/C	TD	LG
2021 (UH)	1/0	0	0	0	0	0
2022 (MOST)	11/3	16	307	19.2	1	67
2023 (MOST)	10/6	73	991	13.6	7	46
2024 (FRES)	11/7	51	523	10.3	3	38
TOTAL	33/16	140	1,821	13.0	11	67

CAREER RUSHING STATS

	GP/GS	ATT	YDS	AVG/C	TD	LG
2021 (UH)	1/0	0	0	0	0	0
2022 (MOST)	11/3	0	0	0.0	0	0
2023 (MOST)	10/6	2	1	0.1	0	8
2024 (FRES)	11/7	4	67	6.1	0	56
TOTAL	33/16	6	68	2.1	0	56

CAREER PASSING STATS

	GP/GS	COMP	ATT	PCT	YDS	TD	INT	LG
2021 (UH)	1/0	0	0	0	0	0	0	0
2022 (MOST)	11/3	0	0	0.0	0	0	0	0
2023 (MOST)	10/6	0	0	0.1	0	8	0	0
2024 (FSU)	11/7	1	1	100.0	26	1	0	26
TOTAL	33/16	1	1	100.0	26	1	0	26



#20 JJ SHELTON

LB | 6-1 | 202 | Fr. | HS
Dallas, Texas (South Oak Cliff HS)

HIGH SCHOOL: A consensus three-star prospect according to 247Sports, Rivals, ESPN and On3 ... Rated the No. 14 inside linebacker in the class of 2025 and No. 62 overall prospect in Texas by ESPN ... No. 25 inside linebacker in the class of 2025 and No. 99 overall prospect in Texas according to Rivals ... Attended South Oak Cliff High School in Dallas, Texas ... Has registered 271 total tackles, 15 tackles for loss, three sacks, four interceptions and a pass breakup during his prep career ... Led South Oak Cliff to state championships in 2021 and 2022 ... Helped lead South Oak Cliff to an 11-2 mark and a spot in the Texas 5A DII quarterfinals on Dec. 6 as a senior ... Posted 96 total tackles, including one for loss, in addition to an interception and pass breakup through 13 games ... Logged 119 total tackles and 13 tackles for loss with a sack, two interceptions

and a quarterback hurry as a junior in 2023, leading the Golden Bears to a 13-3 overall record with a 6-0 mark against district opponents ... 56 total tackles, including two sacks, one for loss and an interception as a sophomore in 2022 as South Oak Cliff posted a 13-3 record with a 6-0 mark in district play ... **CHOSE ARKANSAS OVER:** TCU, Baylor, SMU, Arizona State, Auburn, Kansas, Michigan, Michigan State, Nebraska, Notre Dame, Ohio State, Oklahoma, Purdue, Stanford, Tennessee, Texas, Texas A&M, Texas Tech, USC, Washington and others.



#19 SHAKUR SMALLS

DB | 6-0 | 205 | *R-Sr. | TR
Philadelphia, Pa. (W. Catholic Prep/Maine)

AT MAINE

2024 (SENIOR): Appeared in 11 games with his 43 tackles ranking fifth for the Black Bears ... Opened the season with four tackles vs. Colgate (Aug. 30) ... Broke up a pass and made two stops at Montana State (Sept. 7) ... Recorded a career-high 10 tackles with one tackle for loss vs. Monmouth (Sept. 14) ... Made two tackles at Merrimack (Sept. 21) and five stops at Albany (Sept. 28) ... Intercepted his first pass of the season to go along with two tackles vs. Villanova (Oct. 19) ... Logged four tackles at Rhode Island (Oct. 26) ... Recorded seven tackles at Oklahoma (Nov. 2) ... Posted three stops vs. Bryant (Nov. 9) and three more at Elon (Nov. 16).

2023 (JUNIOR): Made 15 tackles over four games, adding a forced fumble and one interception ... Forced a fumble and picked off a pass to go with two stops at FIU (Sept. 2) ... Logged a season-best eight tackles at North Dakota State (Sept. 9) ... Returned to action with two tackles vs. Hampton (Nov. 4) before ending his season with three stops at New Hampshire (Nov. 18).

2022 (SOPHOMORE): Played in nine games with 48 tackles, good for fourth on the team ... Posted a pair of stops in season opener at New Mexico (Sept. 3) ... Three solo tackles vs. Colgate (Sept. 10) in home opener ... Recorded six tackles, four solo, at Boston College (Sept. 17) ... Logged seven tackles vs. No. 14 Villanova (Oct. 1) and five more at Hampton (Oct. 8) ... Recovered a fumble and made six tackles vs. Monmouth (Oct. 15) ... Posted back-to-back games with eight tackles at Stony Brook (Oct. 22) and against Richmond (Oct. 29) ... Finished the season with three tackles at Rhode Island (Nov. 5).

2021 (FRESHMAN): Named Darius Minor Defensive Rookie of the Year after playing in 11 games and ranking fifth on the team with 53 tackles with 1.5 for loss ... Broke up six passes, forced two fumbles and picked off two passes ... Recorded two tackles in season opener vs. Delaware (Sept. 2) ... Logged four stops at James Madison (Sept. 11) ... Forced a fumble and made seven tackles vs. Merrimack (Sept. 18) ... Followed up with seven more tackles at Northern Illinois (Sept. 25) ... Posted a season-best 10 tackles and forced his second fumble of the season vs. Elon (Oct. 9) ... Made six stops at Albany (Oct. 23) ... Had three tackles at Rhode Island (Oct. 30) ... Picked off his first career pass vs. Stony Brook (Nov. 6) ... Closed the season with six tackles at Massachusetts (Nov. 13) and six more stops with an interception and a tackle for loss at New Hampshire (Nov. 20).

2021 SPRING (FRESHMAN): Recorded five tackles in three spring games ... Made a pair of stops against Albany (March 13) and Villanova (April 3).


HIGH SCHOOL: Earned First-Team All-Eastern PA and First-Team All-City ... Guided Nazareth to 2019 District XI championship title, 2019 EPC title ... Achieved honor roll or high honor roll status each semester of his high school career.



NEWCOMERS

CAREER DEFENSIVE STATS

	GP/GS	UA	A	TOTAL	TFL	SACK	FF/FR	INT	QBH	PD
2020-21 (UM)	3/0	4	1	5	0	0	0/0	0	0	0
2021-22 (UM)	11/8	33	20	53	1.5	0	2/0	2	0	8
2022 (UM)	9/8	25	23	48	0	0	0/1	0	0	1
2023 (UM)	4/1	10	5	15	0	0	1/0	1	0	4
2024 (UM)	11/8	24	19	43	2	0	0/0	1	0	7
TOTAL	38/25	96	68	164	3.5	0	3/1	4	0	20



#80
SCOTT STARZYK

K | 5-10 | 171 | Fr. | HS
The Woodlands, Texas (The Woodlands HS)

HIGH SCHOOL: A five-star prospect according to Kohl's Kicking ... Rated the No. 1 kicker in the class of 2025 by Kohl's Kicking ... No. 2 kicker in the class of 2025 according to 247Sports and ESPN ... Attended The Woodlands High School in The Woodlands, Texas ... As a junior, made 4-of-4 field goal attempts with a long of 49 and connected on 71-of-74 point-after attempts ... Averaged 39.9 yards on 29 punts, including a long of 60 in 2023 ... MaxPreps Sophomore All-American first-team selection in 2022 after making 7-of-8 field goal attempts with a long of 45 yards and all 78 of his point-after attempts ... Also punted 32 times for an average of 40.5 yards while pinning opponents inside their own 20-yard line 12 times ... Tallied a combined 3,737 kickoff yards and over 20 touchbacks as a sophomore and junior ... Invited to compete in the 2025 Under Armour All-American Game ... **CHOSE ARKANSAS OVER:** Iowa, Michigan, Mississippi State, Oklahoma, Syracuse, Texas A&M and others.



#11
KEN TALLEY

DL | 6-3 | 257 | R-Jr. | TR
N. Philadelphia, Pa. (Northeast HS/Michigan St.)

AT MICHIGAN STATE

2024 (REDSHIRT SOPHOMORE): Played in 10 games ... Totaled six tackles, including 2.0 tackles for loss and 1.5 sacks, on the year ... Credited with two quarterback hurries ... Began the season with a tackle, including 0.5 tackles for loss and 0.5 sacks, and two quarterback hurries against FAU (Aug. 30) ... Finished with three total tackles, including 0.5 tackles for loss, at Maryland (Sept. 7) ... Recorded a sack against Prairie View A&M (Sept. 14) ... Closed out the regular season with a tackle against Rutgers (Nov. 30).

2023 (REDSHIRT FRESHMAN): Played in five games ... Recorded five tackles with 1.0 tackles for loss ... Had one tackle vs. Penn State (Nov. 24) at Ford Field ... Posted a career-high three tackles, including the first tackle for loss of his career, at Ohio State (Nov. 11) ... Saw defensive and special teams action in Maryland (Sept. 23), Richmond (Sept. 9) and Central Michigan (Sept. 1) games, making one tackle in Richmond game.

AT PENN STATE

2022 (FRESHMAN): Redshirt season ... Did not play in any games.

HIGH SCHOOL: Consensus four-star prospect (247Sports, ESPN, Rivals) ... Named to the Rivals250 (No. 210) and the ESPN300 (No. 300) as one of the top

overall players in the nation ... Ranked one of the best prospects in the state of Pennsylvania in the Class of 2022 by Rivals (No. 5), ESPN (No. 9), 247Sports (No. 11) and On3 (No. 15) ... Listed among the top defensive ends in the country by Rivals (No. 15), ESPN (No. 27) and 247Sports (No. 29) ... Attended Northeast High School in Philadelphia, Pa. ... Recorded 95 tackles, including 20 TFLs, 12 sacks and 11 QB hurries as a senior in 2021 ... Was a first-team all-state selection in Class 6A as a linebacker by the Pennsylvania Football Writers ... Named to the 2021 MaxPreps All-Great Lakes Team (third team).

CAREER DEFENSIVE STATS

	GP/GS	UA	A	TOTAL	TFL	SACK	FF/FR	INT	QBH	PD
2023 (MSU)	5/0	2	3	5	1.0	0	0/0	0	1	0
2024 (MSU)	10/0	3	3	6	2.0	1.5	0/0	0	2	0
TOTAL	15/0	5	6	11	3.0	1.5	0/0	0	3	0



#94
REGINALD VAUGHN

DL | 6-2 | 286 | Fr. | HS
Brandon, Miss. (Hartfield Academy)

HIGH SCHOOL: A four-star prospect according to ESPN ... Three-star prospect by 247Sports, Rivals and On3 ... ESPN 300 (No. 287) prospect ... Rated the No. 287 overall prospect in the class of 2025 according to ESPN ... No. 22 defensive tackle in the class of 2025 and No. 11 overall prospect in Mississippi by ESPN ... No. 34 defensive tackle in the class of 2025 and No. 15 overall prospect in Mississippi according to Rivals ... No. 41 defensive lineman in the class of 2025 and No. 11 overall prospect in Mississippi by 247Sports ... Attended Hartfield Academy in Flowood, Miss. ... Invited to participate in 2024 U.S. Army All-American Bowl ... Tallied 59 total tackles, including nine for loss, in addition to eight sacks, a pass deflection, five forced fumbles and a fumble recovery in 2024 while leading the Hawks to a 12-2 record and a Mississippi 6A MAIS State Championship ... Registered 80 tackles, amassing 20 for loss and 10 sacks as a junior ... Transferred to Hartfield Academy ahead of his junior season ... Named MVP of the MAIS Futures Game in 2022 ... Participated in the FBU Freshman All-American Bowl and totaled 53 tackles and seven sacks as a freshman in 2021 ... Also plays basketball and participates in track ... **CHOSE ARKANSAS OVER:** Auburn, Florida, Georgia, Georgia Tech, Indiana, LSU, Mississippi State, Ole Miss, Penn State, Tennessee, Texas and others.



#13
KANI WALKER

DB | 6-2 | 201 | R-Sr. | TR
Atlanta, Ga. (Douglas County HS/Oklahoma)

AT OKLAHOMA

2024 (REDSHIRT JUNIOR): Played in 11 games with nine starts, including the first eight games of the season ... Matched his career-best with 24 total tackles to go with two tackles for loss, one forced fumble, one interception and a career-high six pass breakups ... Picked off a pass and made three tackles in season-opening win over Temple (Aug. 30) ... Broke up two passes and recorded four tackles in win over Tulane (Sept. 14) ... Matched a career-high with five tackles, including one for loss, and broke up a pass in loss to Tennessee (Sept. 21) ... Recorded three tackles and broke up a pass in win at Auburn (Sept. 28) ... Made one tackle against Texas (Oct. 12) in Red River Rivalry ... Logged three

2025 ARKANSAS FOOTBALL



NEWCOMERS

tackles vs. South Carolina (Oct. 19) ... Picked up three more tackles at Ole Miss (Oct. 26) ... One pass breakup and one tackle in blowout win over Maine (Nov. 2) ... Recorded one tackle for loss in upset win over Alabama (Nov. 23).

2023 (REDSHIRT SOPHOMORE): Started three games and played in 10 total with 24 total tackles, one interception, one forced fumble and four pass breakups ... Missed three games with an injury ... Forced and recovered a fumble in the season-opener vs. Arkansas State (Sept. 2), adding three tackles ... Logged a career-best five tackles and broke up a pass in win over SMU (Sept. 9) ... Collected three tackles at Tulsa (Sept. 16) ... Made three tackles at Cincinnati (Sept. 23) ... Picked up a pair of tackles at Oklahoma State (Nov. 4) ... Matched his career-high with five tackles to go along with two pass breakups vs. West Virginia (Nov. 11) ... Picked off his first career pass and made two tackles vs. Arizona (Dec. 28) in the Alamo Bowl.

2022 (REDSHIRT FRESHMAN): Played in six games in his first season at Oklahoma, making three tackles and 1.5 tackles for loss ... Recorded a pair of solo tackles, including one TFL, at TCU (Oct. 1) ... Added a half tackle for loss at Nebraska (Sept. 17).

AT LOUISVILLE

2021 (FRESHMAN): Redshirted in his lone year at Louisville, playing in four games ... Saw action against Ole Miss (Sept. 6), Eastern Kentucky (Sept. 11), UCF (Sept. 17) and Syracuse (Nov. 13).

HIGH SCHOOL: A consensus three-star recruit out of Douglas County (Ga.) High School ... Rated as nation's No. 62 cornerback by Rivals, No. 69 by 247Sports and No. 86 by ESPN ... Ranked as the No. 71 recruit in the state of Georgia by Rivals, No. 78 by 247Sports and No. 98 by ESPN ... A two-time team captain ... Earned honorable mention all-state honors as a senior when he recorded four interceptions, seven pass breakups and two forced fumbles ... Originally committed to Boston College before signing with Louisville.

PERSONAL: First name pronounced kuh-NYE.

CAREER DEFENSIVE STATS

	GP/GS	UA	A	TOTAL	TFL	SACK	FF/FR	INT	QBH	PD
2021 (LOU)	5/0	1	0	1	0.0	0.0	0/0	0	0	0
2022 (OU)	6/0	2	1	3	1.5	0.0	0/0	0	0	0
2023 (OU)	10/3	13	11	24	0.0	0.0	1/0	1	0	5
2024 (OU)	11/8	18	6	24	2.0	0.0	0/0	1	0	7
TOTAL	32/11	34	18	52	3.5	0.0	0/1	2	0	12



**#25
TAVION WALLACE**

LB | 6-1 | 228 | Fr. | HS
Jesup, Ga. (Appling County HS)

HIGH SCHOOL: A consensus four-star prospect according to 247Sports, Rivals, ESPN and On3 ... ESPN 300 (No. 45), Top 247 (No. 177), On3 300 (No. 194) and Rivals250 (No. 198) prospect ... Rated the No. 45 overall prospect in the class of 2025, No. 3 outside linebacker in the class of 2025 and No. 8 overall prospect in Georgia by ESPN ... No. 177 overall prospect in the class of 2025, No. 16 linebacker in the class of 2025 and No. 24 overall prospect in Georgia according to 247Sports ... No. 194 overall prospect in the class of 2025, No. 23 linebacker in the class of 2025 and No. 24 overall prospect in Georgia by On3 ... No. 198 overall prospect in the class of 2025, No. 11 outside linebacker in

the class of 2025 and No. 28 overall prospect in Georgia according to Rivals ... Attended Appling County High School in Baxley, Ga. ... As a senior, has helped lead Appling County to a 10-3 mark and Georgia 2A state semifinals appearance on Dec. 6 ... Through his first 12 games in 2024, totaled 49 tackles, 7.5 tackles for loss, two quarterback hurries, two interceptions, a forced fumble, one pass breakup and a blocked extra point ... Also registered 506 rushing yards and three touchdowns on 56 carries as a senior through the first 12 games ... Totaled 58 tackles, four tackles for loss, 10 quarterback hurries, three pass breakups and 1.5 sacks in 10 games as a junior in 2023 ... As a sophomore, racked up 75 tackles, including 8.5 tackles for loss, three quarterback hurries, three pass breakups, three fumble recoveries, two sacks and an interception in 2022 ... Also runs track, recording a personal best 10.61100-meter dash and 22.44 200-meter dash ... **CHOOSE ARKANSAS OVER:** Florida State, Florida, Georgia, Arizona, Boston College, Cincinnati, Georgia Tech, Kentucky, Louisville, LSU, Memphis, Michigan, Mississippi State, Missouri, South Carolina, UCF, USC and others.

PERSONAL: Brother, Trevin, played at Kentucky from 2021-23 and was selected by the Carolina Panthers in the third round of the 2024 NFL Draft.



**#4
MIKE WASHINGTON JR.**

RB | 6-2 | 223 | Sr. | TR
Utica, N.Y. (Cicero-N. Syracuse HS/NMSU)

AT NEW MEXICO STATE

2024 (JUNIOR): Played in 12 games with four starts ... Finished second on the team in rushing, logging a team-high 158 carries for 713 yards (4.5 ypc) and a team-leading eight touchdowns ... Also caught nine passes for 74 yards (8.2 avg) and a touchdown ... Recorded two 100-yard rushing games and two multi-rushing touchdown performances on the year ... Scored at least one rushing touchdown in five of the Aggies' final six games of the regular season ... Had 13 carries for 54 yards (4.2 ypc) and two touchdowns, his first multi-rushing touchdown game of the year, to go along with a 25-yard touchdown reception against New Mexico (Sept. 28) ... Eight rushes for 23 yards and a touchdown against Louisiana Tech (Oct. 15) ... Had 11 carries for 88 yards (8.0 ypc) and a touchdown at FIU (Oct. 29) ... Ran for a season-high 152 yards, eclipsing the 100-yard rushing mark for the first time, and two touchdowns, his second multi-rushing touchdown game of the season, on 19 carries (8.0 ypc) against Western Kentucky (Nov. 9) ... 12 carries for 37 yards and two receptions for 24 yards at Texas A&M (Nov. 16) ... Rushed 12 times for 22 yards and a touchdown at Middle Tennessee (Nov. 23) ... Closed out the year with a season-high 26 carries for 130 yards, his second 100-yard rushing effort of the campaign, and a touchdown against UTEP (Nov. 30) ... Added two catches for seven yards against the Miners.

AT BUFFALO

2023 (REDSHIRT SOPHOMORE): Played in 11 games with four starts ... Ranked second on the team in rushing with 362 yards on 90 carries ... Scored two rushing touchdowns ... Added 13 receptions for 35 yards ... Had 12 carries for 52 yards at Wisconsin (Sept. 2) ... Rushed for 57 yards and two touchdowns and added two receptions against Fordham (Sept. 9) ... Had a season-best four receptions against Liberty (Sept. 16) ... Rushed for a season-high 88 yards at Louisiana (Sept. 26) ... Rushed for 39 yards against Bowling Green (Oct. 14) ... Rushed for 35 yards and added a reception against Eastern Michigan (Nov. 21). **2022 (Redshirt Freshman):** Played in 13 games, making two starts ... Led the Bulls in rushing with 625 yards and had a team-high seven rushing touchdowns ... Added 23 receptions for 135 yards and a score ... Rushed for 55 yards and a touchdown against Holy Cross (Sept. 10) ... Rushed for 71 yards and two



NEWCOMERS

touchdowns, his first career multi-rushing touchdown game, at Eastern Michigan (Sept. 24) ... Rushed for 36 yards and a score against Miami (OH) (Oct. 1) ... Rushed for a season-best 155 yards, his first career 100-yard rushing game, and two touchdowns at Bowling Green (Oct. 8) ... Also logged the longest run in program history (92 yards) at Bowling Green ... Had a receiving touchdown at Ohio (Nov. 1) ... Rushed for 41 yards and a touchdown at Central Michigan (Nov. 9) ... Had a season-high eight receptions against Akron (Dec. 2).

2021 (FRESHMAN): Redshirt season ... Played in three games ... Rushed for 132 yards and a touchdown on 23 carries in his true freshman campaign ... Had 13 carries for 65 yards against Wagner (Sept. 2) ... Had nine carries for 53 yards at Akron (Oct. 23) ... Had a 14-yard touchdown run against Bowling Green (Oct. 30).

High School: Three-star prospect according to ESPN ... Attended Cicero-North Syracuse High School in Cicero, N.Y. ... Earned All-State honors as a junior after rushing for 1,423 yards and 15 touchdowns ... Also played on the defensive side of the football and had 31 tackles with three interceptions ... Named All-CNY and MVP of the Regional Championship Game.

CAREER RUSHING STATS

	GP/GS	ATT	YDS	AVG/C	TD	LG
2021 (BUF)	3/0	23	132	44.0	1	16
2022 (BUF)	13/2	150	625	48.1	7	49
2023 (BUF)	11/4	90	362	32.9	2	92
2024 (NMST)	12/5	157	725	60.4	8	47
TOTAL	39/10	420	1844	47.3	18	92

CAREER RECEIVING STATS

	GP/GS	REC	YDS	AVG/C	TD	LG
2021 (BUF)	3/0	0	0	0	0	0
2022 (BUF)	13/2	23	135	5.9	1	23
2023 (BUF)	11/4	13	35	2.7	0	13
2024 (NMST)	12/5	9	74	8.2	1	25
TOTAL	39/10	45	244	5.4	2	25



**#26
TRENT WHALEN**

LB | 6-3 | 235 | R-Sr. | TR
Las Vegas, Nev. (Arbor View HS/Kent St.)

AT KENT STATE

2025 (SPRING): Spent the spring at Kent State after transferring from Southern Utah.

AT SOUTHERN UTAH

2024 (REDSHIRT JUNIOR): Totaled 46 tackles over nine games with 5.5 tackles for loss ... Made two stops, including a TFL, in season opener vs. UC Davis (Sept. 14) ... Logged a season-best nine tackles at Austin Peay (Sept. 28), including a tackle for loss ... Recorded five solo tackles and six total vs. Tarleton State (Oct. 5) ... Picked up a pair of tackles vs. Eastern Kentucky (Oct. 12) ... Had six stops and one tackle for loss at West Georgia (Oct. 26) ... Matched his season-best with nine tackles, including a half sack and half tackle for loss, at Abilene Christian (Nov. 2) ... Made four stops vs. North Alabama (Nov. 9) ... Recorded five tackles with a half tackle for loss at Central Arkansas (Nov. 16) ... Logged three stops in his final game of the season vs. Utah Tech (Nov. 23).

2023 (REDSHIRT SOPHOMORE): Redshirted after playing in just

two games ... Recorded two tackles at Arizona State (Aug. 31) before seeing action at BYU (Sept. 9).

2022 (SOPHOMORE): Produced a career-high 51 tackles in 10 games, including seven tackles for loss, two sacks and one forced fumble ... Recorded five or more tackles in six games ... Opened the season with five stops vs. St. Thomas (MN) (Sept. 1) ... Logged four tackles and forced a fumble at Utah (Sept. 10) ... Picked up his first TFL of the season at Western Illinois (Sept. 17) ... Wreaked havoc with a career-best three tackles for loss, including a pair of sacks, vs. Utah Tech (Sept. 24) ... Made four tackles at Eastern Kentucky (Oct. 1) ... Three tackles at Abilene Christian (Oct. 14) ... Posted a career-high 18 tackles vs. Stephen F. Austin (Oct. 22) and followed up with 10 stops and 1.5 tackles for loss in the next game at Utah Tech (Nov. 5).

2021 (FRESHMAN): Saw action in nine games for the Thunderbirds, racking up 20 total tackles ... Finished the season strong with six tackles at Idaho (Nov. 6) followed by five tackles, including a sack, vs. Weber State (Nov. 13).

2021 SPRING (FRESHMAN): Played in two games in the spring season of 2021 ... Made four tackles during the spring season ... Recorded three stops and a sack vs. Northern Arizona ... Earned Big Sky All-Academic Team.

CAREER DEFENSIVE STATS

	GP/GS	UA	A	TOTAL	TFL	SACK	FF/FR	INT	QBH	PD
2020-21 (SUU)	2/0	1	3	4	1-5	1-5	0/0	0	0	0
2021 (SUU)	9/2	8	12	20	1-3	1-3	0/1	0	0	0
2022 (SUU)	10/2	24	27	51	7-20	2-9	1/0	0	0	1
2023 (SUU)	2/0	0	2	2	0-0	0-0	0/1	0	0	0
2024 (SUU)	9/7	21	25	46	5.5-13	0.5-5	1/0	0	3	1
TOTAL	32/11	54	69	123	14.5-41	4.5-22	2/1	0	3	2



**#8
GRAYSON WILSON**

QB | 6-3 | 211 | Fr. | HS
North Little Rock, Ark. (Conway HS)

HIGH SCHOOL: A four-star prospect according to ESPN ... Three-star prospect by 247Sports, Rivals and On3 ... ESPN 300 (No. 280) prospect ... Rated the No. 280 overall prospect in the class of 2025 by ESPN ... No. 15 pocket-passing quarterback in the class of 2025 and No. 2 overall prospect in Arkansas according to ESPN ... No. 10 dual-threat quarterback in the class of 2025 and No. 4 overall prospect in Arkansas by Rivals ... No. 23 quarterback in the class of 2025 and No. 2 overall prospect in Arkansas according to 247Sports ... No. 26 quarterback in the class of 2025 and No. 3 overall prospect in Arkansas by On3 ... Attended Conway High School in Conway, Ark. ... Invited to participate in 2024 U.S. Army All-American Bowl ... Named co-quarterback MVP of the UA Next Camp in Dallas in 2024 ... Passed for over 1,500 yards and 17 touchdowns as a senior, leading Conway to an Arkansas 7A State Semifinal appearance ... Transferred to Conway from Central Arkansas Christian prior to his senior year ... Led Central Arkansas Christian to a 9-3 record and its first conference championship and quarterfinal playoff appearance since 2015 in 2023 ... Completed 209-of-308 passes (67.8%) for 3,413 yards with 41 touchdowns and two interceptions while rushing for 837 yards and 15 touchdowns as a junior ... Completed 147-of-251 passes for 1,778 yards and 19 touchdowns while amassing 530 rushing yards and seven touchdowns on 84 carries as a sophomore in 2022 ... Also plays basketball and baseball ... **CHOSE ARKANSAS OVER:** Illinois, Pittsburgh and others.



NEWCOMERS



#22 CALEB WOODEN

DB | 6-1 | 195 | Sr. | TR
Lawrenceville, Ga. (Archer HS/Auburn)

AT AUBURN

2024 (JUNIOR): Starter at free safety ... Played in 10 games with six starts ... 17 total tackles on season ... Added one tackle for loss, two pass breakups and an interception ... Made two tackles and registered a pass breakup against New Mexico (Sept. 14) ... Recorded three tackles against Arkansas (Sept. 21) ... Finished with two tackles at Georgia (Oct. 5) ... Notched three tackles and an interception at Alabama (Dec. 30).

2023 (SOPHOMORE): Played in 12 games with two starts ... Recorded 15 tackles, including 4.5 tackles for loss, and 1.0 sack on the season ... Also credited with one forced fumble, two pass breakups and one interception ... Season-high six tackles, including 1.5 tackles for loss, against Samford (Sept. 16) ... Recorded his first career sack at Texas A&M (Sept. 23) ... Two tackles, including a tackle for loss, against Georgia (Sept. 30) ... Finished with three tackles, including one tackle for loss, a forced fumble and a 15-yard interception against Maryland (Dec. 30) in the Music City Bowl ... Earned SEC academic honor roll recognition.

2022 (FRESHMAN): Reserve safety ... Played in six games with one start as a true freshman ... Finished with nine total tackles ... Made his first career start at Mississippi State (Nov. 5), recording five tackles ... Logged a pair of tackles at Alabama (Nov. 26) ... Earned SEC first-year academic honor roll recognition.

HIGH SCHOOL: 189 career tackles, 10 interceptions for Coach Andy Dyer and the Archer High Tigers ... First team all-state, all-region, all-county as a senior ... All-Region 7-A and second team all-Gwinnett County as a junior ... ESPN and PrepStar rate him among the top 50 prospects in Georgia ... Rivals ranks him No. 49 among national recruits at his position ... Also a track letterman in the hurdles ... Honors graduate.

PERSONAL: Brother, Colby, played at Auburn and was selected by the Green Bay Packers in the fourth round of the 2023 NFL Draft.

CAREER DEFENSIVE STATS

	GP/GS	UA	A	TOTAL	TFL	SACK	FF/FR	INT	QBH	PD
2022 (AUB)	6/1	4	5	9	0.0	0.0	0/0	0	0	0
2023 (AUB)	12/2	13	2	15	4.5	1.0	1/1	1	1	2
2024 (AUB)	10/6	12	5	17	1.0	0.0	0/0	1	0	2
TOTAL	28/9	29	12	41	5.5	1.0	1/1	2	1	4



#4 JORDAN YOUNG

DB | 6-0 | 203 | R-Sr. | TR
Tampa, Fla. (Gaither HS/Cincinnati)

AT CINCINNATI

2023 (REDSHIRT JUNIOR): Appeared in 12 games ... Logged 35 total tackles, including one for loss in addition to five pass breakups ... Logged a season-high five tackles on three separate occasions ... Recorded three tackles, including one for loss against Houston (Sept. 21) ... Recorded a pass breakup in five of his 12 games played.

2023 (REDSHIRT SOPHOMORE): Recorded 34 tackles, one interception, and seven pass breakups...Played in all 12 games and started in 11 at cornerback ... Made his first career start against Eastern Kentucky ... Grabbed his first career INT against Oklahoma State ... Totaled five stops, a half-TFL, and one PBU, leading UC to a 24-14 win over Houston ... Posted four tackles and two pass breakups against Iowa State ... Totaled a career-high five tackles vs. Miami (OH).

AT FLORIDA

2022 (REDSHIRT FRESHMAN): Tallied 10 tackles, one pass breakup and one blocked kick in 10 games ... Closed out his redshirt freshman season with four tackles and a blocked kick against Oregon State in the 2022 Las Vegas Bowl (Dec. 17) ... Recorded a pair of tackles against USF (Sept. 17).

2021 (FRESHMAN): Maintained his redshirt by seeing action in three games ... Recorded first career tackle vs. Samford (Nov. 13).

HIGH SCHOOL: Four-star recruit and consensus Top 30 national cornerback recruit ... Originally chose Florida over offers from Alabama, Georgia, Kentucky, South Carolina and Florida State.

CAREER DEFENSIVE STATS

	GP/GS	UA	A	TOTAL	TFL	SACK	FF/FR	INT	QBH	PD
2021 (UF)	3/0	1	0	1	0.0	0.0	0/1	0	0	0
2022 (UF)	10/0	4	6	10	0.0	0.0	0/0	0	0	1
2023 (CIN)	12/11	22	12	34	1.0	0.0	0/1	1	0	8
2024 (CIN)	12/12	19	16	35	1.0	0.0	0/0	0	0	5
TOTAL	37/23	46	34	80	2.0	0.0	0/1	1	0	14



GAME 1: UAPB

UAPB (0-1) 0
Arkansas (1-0) 70

August 29, 2024 | Little Rock, Ark.
War Memorial Stadium | Time: 6:30 | Attendance: 40,127
TV: ESPN+ > Jay Alter (PBP), Rocky Boiman (Analyst)

UAPB

RUSHING	ATT	GAIN	LOST	NET	TD	LONG	AVG
Oshawn Ross	5	13	0	13	0	5	2.6
Johness Davis	6	13	7	6	0	11	1.0
BJ Curry	1	2	0	2	0	2	2.0
Za'Marion Webber	2	1	1	0	0	1	0.0
Mekhi Hagens	9	20	34	-14	0	9	-1.6
Totals	23	49	42	7	0	11	0.3

PASSING	COMP	ATT	INT	YARDS	TD	LONG	SACKS
Mekhi Hagens	11	23	0	123	0	21	4
Totals	11	23	0	123	0	21	4x

RECEIVING	TARGETS	NO.	YARDS	YAC	TD	LONG
Kristian Gammage	6	3	21	20	0	11
Aramoni Rhone	2	2	34	15	0	17
JaVonnie Gibson	5	2	32	9	0	17
Donovan Giles	2	1	21	11	0	21
Jaxson Isaac	1	1	9	6	0	9
Daemon Dawkins	3	1	3	8	0	3
Kevin English	2	1	3	0	0	3
Oshawn Ross	1	0	0	0	0	0
Jamal Browder	1	0	0	0	0	0
Totals	23	11	123	69	0	21

PUNTING	NO.	YARDS	AVG.	LONG	I20	TB
Shea Yurkins	7	206	29.4	40	1	0
Jeremy Baker	2	86	43.0	45	2	0
Totals	9	292	32.4	45	3	0

ARKANSAS

RUSHING	ATT	GAIN	LOST	NET	TD	LONG	AVG
Ja'Quinden Jackson	8	101	0	101	2	46	12.6
Taylen Green	6	88	0	88	2	36	14.7
Tyrell Reed Jr.	5	28	0	28	1	10	5.6
Braylen Russell	3	23	0	23	1	11	7.7
Rodney Hill	4	16	1	15	1	6	3.8
Rashod Dubinion	3	15	0	15	0	7	5.0
Malachi Singleton	3	8	2	6	1	4	2.0
KJ Jackson	1	3	0	3	0	3	3.0
Totals	33	282	3	279	8	46	8.5x

PASSING	COMP	ATT	INT	YARDS	TD	LONG	SACKS
Taylen Green	16	23	0	229	2	34	0
Malachi Singleton	8	10	0	120	0	28	0
KJ Jackson	4	4	0	59	0	18	0
Totals	28	37	0	408	2	34	0

RECEIVING	TARGETS	NO.	YARDS	YAC	TD	LONG
Isaac TeSlaa	4	3	53	16	0	28
Jordan Anthony	5	3	46	24	0	24
Luke Hasz	4	3	42	19	0	20
Tyrone Broden	7	3	35	2	1	18
Khafre Brown	2	2	42	14	0	25
Monte Harrison	2	2	29	11	0	18
Krosse Johnson	2	2	25	17	0	15
Ja'Quinden Jackson	2	2	20	12	0	14
Rodney Hill	2	2	16	14	0	10
Rashod Dubinion	2	2	14	14	0	11
Isaiah Sategna	1	1	34	6	0	34
Ty Washington	1	1	23	0	1	23
Shamar Easter	1	1	16	3	0	16
Davion Dozier	1	1	13	5	0	13
C.J. Brown	1	0	0	0	0	0
Totals	37	28	408	157	2	34



QB TAYLEN GREEN debuted in style, accounting for four touchdowns in his first game as a Razorback. The transfer from Boise State ran for two scores and threw two touchdowns all in the first half.

TEAM STATISTICS

	UAPB	ARK	UAPB	ARK
FIRST DOWNS	10	34	Punts (Number-Avg)	9-32.4 0-0
RUSHES-YARDS (NET)	23-7	33-279	Fumbles-Lost	0-0 2-0
PASSING YDS (NET)	123	408	Penalties-Yards	5-35 6-48
Passes Comp-Att-Int	11-23-0	28-37-0	Possession Time	27:45 32:15
TOTAL OFFENSE PLAYS-YARDS	46-130	70-687	Third-Down Conversions	1-10 9-9
Fumble Returns-Yards	0-0	0-0	Fourth-Down Conversions	0-0 0-0
Punt Returns-Yards	0-0	1-33	Red-Zone Scores-Chances	0-0 7-7
Kickoff Returns-Yards	1-10	1-30	Sacks By: Number-Yards	0-0 4-33
Interception Returns-Yards	0-0	0-0		

SCORING SUMMARY

	1	2	3	4	FINAL
UAPB	0	0	0	0	0
Arkansas	28	21	7	14	70

*2nd half played with 10-min quarters

QTR. TEAM SCORING PLAY

1st	ARK	J. Jackson 8-yd rush (K. Ramsey kick), 8-66, 02:46
1st	ARK	T. Green 4-yd rush (K. Ramsey kick), 5-40, 02:21
1st	ARK	J. Jackson 46-yd rush (K. Ramsey kick), 3-60, 1:11
1st	ARK	R. Hill 4-yd rush (K. Ramsey kick), 7-40, 02:05
2nd	ARK	T. Broden 9-yd pass from T. Green (K. Ramsey kick), 6-65, 02:54
2nd	ARK	T. Washington 23-yd pass from T. Green (K. Ramsey kick), 6-81, 03:09
2nd	ARK	T. Green 36-yd rush (K. Ramsey kick), 6-81, 03:09
3rd	ARK	B. Russell 9-yd rush (K. Ramsey kick), 6-67, 02:18
4th	ARK	M. Singleton 4-yd rush (K. Ramsey kick), 12-86, 10:17
4th	ARK	T. Reed Jr. 4-yd rush (K. Ramsey kick), 10-90, 03:35



GAME 2: AT OKLAHOMA STATE

RV/NR Arkansas (1-1).....31
16/17 Oklahoma State (2-0).....39

Sept. 7, 2024 | Stillwater, Okla.
Boone Pickens Stadium | Time: 11:00 | Attendance: 52,202
TV: ABC > Dave Pasch (PBP), Dusty Dvoracek (Analyst), Taylor McGregor (Sideline)

ARKANSAS

RUSHING	ATT	GAIN	LOST	NET	TD	LONG	AVG
Ja'Quinden Jackson	24	156	7	149	3	26	6.2
Taylen Green	18	104	43	61	0	31	3.4
Rodney Hill	4	20	1	19	0	12	4.8
Jordan Anthony	1	3	0	3	0	3	3.0
Totals	47	283	51	232	3	31	4.9

PASSING	COMP	ATT	INT	YARDS	TD	LONG	SACKS
Taylen Green	26	45	1	416	1	43	3
TEAM	0	1	0	0	0	0	0
Totals	26	46	1	416	1	43	3

RECEIVING	TARGETS	NO.	YARDS	YAC	TD	LONG
Andrew Armstrong	13	10	164	66	0	35
Isaiah Sategna	9	4	78	20	0	31
Tyrone Broden	8	4	66	20	0	18
Rodney Hill	4	3	9	10	0	9
Luke Hasz	4	2	46	22	1	43
Isaac TeSlaa	1	1	32	3	0	32
Ja'Quinden Jackson	2	2	21	18	0	13
Jordan Anthony	2	0	0	0	0	0
Ty Washington	1	0	0	0	0	0
Totals	44	26	416	159	1	43

PUNTING	NO.	YARDS	AVG.	LONG	I20	TB
Devin Bale	3	137	45.7	57	3	0
Totals	3	137	45.7	57	3	0

FIELD GOALS	MADE	ATT	LONG	KICKS
Kyle Ramsey	1	3	45	41x,45,46x

OKLAHOMA STATE

RUSHING	ATT	GAIN	LOST	NET	TD	LONG	AVG
Ollie Gordon II	17	51	2	49	1	12	2.9
Alan Bowman	5	9	2	7	0	5	1.4
Brennan Presley	1	3	0	3	1	3	3.0
Sesi Vailahi	3	5	5	0	0	5	0.0
Totals	26	68	9	59	2	12	2.3

PASSING	COMP	ATT	INT	YARDS	TD	LONG	SACKS
Alan Bowman	27	48	1	326	1	63	0
Totals	27	48	1	326	1	63	0

RECEIVING	TARGETS	NO.	YARDS	YAC	TD	LONG
Brennan Presley	19	9	91	45	1	36
Rashod Owens	8	5	64	17	0	19
De'Zhaun Stribling	9	4	38	8	0	19
Josh Ford	3	3	23	14	0	10
Ollie Gordon II	2	2	20	25	0	10
Jake Schultz	1	1	63	37	0	63
Talyn Shettron	3	1	11	4	0	11
Tyler Foster	2	1	9	9	0	9
Cale Cabbiness	1	1	7	0	0	7x
Targets	48	27	326	159	1	63

PUNTING	NO.	YARDS	AVG.	LONG	I20	TB
Hudson Kaak	3	122	40.7	44	1	0
Wes Pahl	2	86	43.0	44	1	0
Targets	5	208	41.6	44	2	0

FIELD GOALS	MADE	ATT	LONG	KICKS
Logan Ward	3	4	45	45,35,38,41x



RB JA'QUINDEN JACKSON scored three first half touchdowns on his way to running for 149 yards - his second-consecutive 100-yard game to open the season - in Arkansas' first game against Oklahoma State since 1980.

TEAM STATISTICS

	ARK	OSU	ARK	OSU
FIRST DOWNS	33	21	Punts (Number-Avg)	3-45.7 5-41.6
RUSHES-YARDS (NET)	47-232	26-59	Fumbles-Lost	4-2 0-0
PASSING YDS (NET)	416	326	Penalties-Yards	7-71 6-60
Passes Comp-Att-Int	26-46-1	27-48-1	Possession Time	36:14 23:46
TOTAL OFFENSE PLAYS-YARDS	93-648	74-385	Third-Down Conversions	11-19 5-16
Fumble Returns-Yards	0-0	0-0	Fourth-Down Conversions	0-2 1-2
Punt Returns-Yards	1-1	1-4	Red-Zone Scores-Chances	3-6 6-7
Kickoff Returns-Yards	1-16	1-23	Sacks By: Number-Yards	0-0 3-28
Interception Returns-Yards	1-0	11-73		

SCORING SUMMARY

	1	2	3	4	OT1	OT2	FINAL
Arkansas	14	7	0	10	0	0	31
Oklahoma State	0	7	6	18	0	8	39

QTR. TEAM SCORING PLAY

- 1st ARK J.Jackson 5-yd rush (K.Ramsey kick), 6-45, 02:54
- 1st ARK J.Jackson 5-yd rush (K.Ramsey kick), 8-83, 03:12
- 2nd OSU K.Smith 73-yd interception return (L.Ward kick), 06:00
- 2nd ARK J.Jackson 11-yd rush (K.Ramsey kick), 7-75, 03:45
- 3rd OSU L.Ward 45-yd FG, 15-62, 05:05
- 3rd OSU L.Ward 35-yd FG, 8-31, 02:46
- 4th OSU B.Presley 7-yd pass from A.Bowman (D.Stribling pass from A.Bowman), 2-25, 00:46
- 4th OSU B.Presley 3-yd rush (L.Ward kick), 5-80, 01:32
- 4th ARK L.Hasz 43-yd pass from T.Green (K.Ramsey kick), 3-75, 01:12
- 4th OSU L.Ward 38-yd FG, 9-55, 03:06
- 4th ARK K.Ramsey 45-yd FG, 8-48, 00:55
- OT2 OSU O.Gordon II 12-yd rush (O.Gordon II pass from A.Bowman), 3-25



GAME 3: UAB

UAB (1-2)..... 27
Arkansas (2-1)..... 37

Sept. 14, 2024 | Fayetteville, Ark.
Donald W. Reynolds Razorback Stadium | Time: 3:15 | Attendance: 75,021
TV: SECN > Dave Neal (PBP), Aaron Murray (Analyst), Ashley ShahAhmadi (Sideline)

UAB

RUSHING	ATT	GAIN	LOST	NET	TD	LONG	AVG
Isaiah Jacobs	15	62	0	62	0	11	4.1
Lee Beebe Jr.	12	43	0	43	0	15	3.6
Jacob Zeno	7	16	7	9	0	6	1.3
Amare Thomas	1	5	0	5	0	5	5.0
Totals	35	126	7	119	0	15	3.4

PASSING	COMP	ATT	INT	YARDS	TD	LONG	SACKS
Jacob Zeno	23	32	1	235	3	34	1
Totals	23	32	1	235	3	34	1

RECEIVING	TARGETS	NO.	YARDS	YAC	TD	LONG
Amare Thomas	8	5	56	32	1	34
Kam Shanks	5	5	31	29	1	15
Lee Beebe Jr.	6	4	49	50	0	29
Dallas Payne	5	3	33	20	1	21
Isaiah Jacobs	2	2	12	18	0	6
Brandon Hawkins Jr.	1	1	23	27	0	23
Bryce Damous	1	1	12	13	0	12
Terrell McDonald	1	1	10	10	0	10
Malachi Holt-Bennett	1	1	9	0	0	9
Ryan Peppins	1	0	0	0	0	0
Xavier Daisy	1	0	0	0	0	0
Totals	32	23	235	199	3	34

PUNTING	NO.	YARDS	AVG.	LONG	I20	TB
Patrick Foley	3	117	39.0	44	1	0
Totals	3	117	39.0	44	1	0

FIELD GOALS	MADE	ATT	LONG	KICKS
Jonah Delange	2	2	27	27/23

ARKANSAS

RUSHING	ATT	GAIN	LOST	NET	TD	LONG	AVG
Ja'Quinden Jackson	15	149	2	147	1	28	9.8
Taylen Green	17	114	18	96	2	14	5.6
Rodney Hill	3	23	0	23	0	13	7.7
Braylen Russell	1	2	0	2	1	2	2.0
TEAM	2	0	2	-2	0	0	-1.0
Totals	38	288	22	266	4	28	7.0

PASSING	COMP	ATT	INT	YARDS	TD	LONG	SACKS
Taylen Green	11	26	1	161	0	29	3
Totals	11	26	1	161	0	29	3

RECEIVING	TARGETS	NO.	YARDS	YAC	TD	LONG
Andrew Armstrong	13	8	137	42	0	29
Isaiah Sategna	3	2	16	13	0	8
Ja'Quinden Jackson	1	1	8	16	0	8
Tyrone Broden	6	0	0	0	0	0
Luke Hasz	1	0	0	0	0	0
CJ Brown	1	0	0	0	0	0
Rodney Hill	1	0	0	0	0	0
Totals	26	11	161	71	0	29

FIELD GOALS	MADE	ATT	LONG	KICKS
Kyle Ramsey	3	4	51	28,51,45x,40



DB TJ METCALF picked off his first career pass to seal the win over UAB late in the fourth quarter. Metcalf added seven tackles in the win.

TEAM STATISTICS

	UAB	ARK	UAB	ARK
FIRST DOWNS	22	29	Punts (Number-Avg)	3-39.0 0-0.0
RUSHES-YARDS (NET)	35-119	38-266	Fumbles-Lost	1-0 1-0
PASSING YDS (NET)	235	161	Penalties-Yards	10-109 6-65
Passes Comp-Att-Int	23-32-1	11-26-1	Possession Time	32:39 27:21
TOTAL OFFENSE PLAYS-YARDS	67-354	64-427	Third-Down Conversions	5-15 7-12
Fumble Returns-Yards	0-0	0-0	Fourth-Down Conversions	3-3 1-1
Punt Returns-Yards	0-0	1-0	Red-Zone Scores-Chances	3-3 5-6
Kickoff Returns-Yards	2-43	2-32	Sacks By: Number-Yards	3-13 1-7-xx
Interception Returns-Yards	1-40	1-23		

SCORING SUMMARY

	1	2	3	4	FINAL
UAB	10	10	0	7	- 27
Arkansas	3	17	7	10	- 37

OTR. TEAM SCORING PLAY

- 1st UAB J.Delange 27-yd FG, 15-66, 07:27
- 1st UAB K.Shanks 15-yd pass from J.Zeno (J.Delange kick), 2-15, 00:35
- 1st ARK K.Ramsey 28-yd FG, 7-13, 02:01
- 2nd UAB A.Thomas 34-yd pass from J.Zeno (J.Delange kick), 8-75, 04:09
- 2nd ARK B.Russell 2-yd rush (K.Ramsey kick), 12-75, 05:34
- 2nd ARK T.Green 14-yd rush (K.Ramsey kick), 6-69, 02:25
- 2nd UAB J.Delange 23-yd FG, 8-70, 02:55
- 2nd ARK K.Ramsey 51-yd FG, 6-42, 00:50
- 3rd ARK J.Jackson 16-yd rush (K.Ramsey kick), 11-84, 04:56
- 4th ARK K.Ramsey 40-yd FG, 7-66, 03:02
- 4th UAB D.Payne 21-yd pass from J.Zeno (J.Delange kick), 12-83, 06:33
- 4th ARK T.Green 9-yd rush (K.Ramsey kick), 7-75, 03:19



GAME 4: AT AUBURN

Arkansas (3-1, 1-0) 24
Auburn (2-2, 0-1) 14

Sept. 21, 2024 | Auburn, Ala.
Jordan-Hare Stadium | Time: 2:30 | Attendance: 88,043
TV: ESPN > Mark Jones (PBP), Roddy Jones (Analyst), Quint Kessenich (Sideline)

ARKANSAS

RUSHING	ATT	GAIN	LOST	NET	TD	LONG	AVG
Taylen Green	18	118	38	80	0	22	4.4
Ja Quinden Jackson	22	80	5	75	2	10	3.4
Braylen Russell	9	22	0	22	0	14	2.4
Rodney Hill	3	14	0	14	0	7	4.7
Malachi Singleton	1	0	0	0	0	0	0.0
TEAM	2	0	8	-8	0	0	-4.0
Totals	55	234	51	183	2	22	3.3

PASSING	COMP	ATT	INT	YARDS	TD	LONG	SACKS
Taylen Green	12	27	2	151	1	58	3
Malachi Singleton	0	1	0	0	0	0	0
Totals	12	28	2	151	1	58	3

RECEIVING	TARGETS	NO.	YARDS	YAC	TD	LONG
Andrew Armstrong	10	5	47	11	0	18
Isaiah Sategna	3	3	85	19	1	58
Braylen Russell	1	1	7	1	0	7
Rodney Hill	2	1	7	3	0	7
Luke Hasz	2	1	3	3	0	3
Ty Washington	1	1	2	4	0	2
Tyrone Broden	3	0	0	0	0	0
Isaac TeSlaa	1	0	0	0	0	0
CJ Brown	1	0	0	0	0	0
Var'Keyes Gumms	1	0	0	0	0	0
Totals	25	12	151	41	1	58

PUNTING	NO.	YARDS	AVG.	LONG	I20	TB
Devin Bale	3	149	49.7	53	0	0
Totals	3	149	49.7	53	0	0

FIELD GOALS	MADE	ATT	LONG	KICKS
Kyle Ramsey	1	2	43	41x,43

AUBURN

RUSHING	ATT	GAIN	LOST	NET	TD	LONG	AVG
Jarquez Hunter	12	67	0	67	0	24	5.6
Damari Alston	3	38	0	38	0	36	12.7
Hank Brown	2	12	0	12	0	9	6.0
Payton Thorne	5	20	10	10	0	12	2.0
Malcolm Simmons	2	8	0	8	0	5	4.0
Oscar Chapman	1	6	0	6	0	6	6.0
Jeremiah Cobb	1	5	0	5	0	5	5.0
Totals	26	156	10	146	0	36	5.6

PASSING	COMP	ATT	INT	YARDS	TD	LONG	SACKS
Payton Thorne	13	22	1	213	2	67	2
Hank Brown	7	13	3	72	0	25	0
Totals	20	35	4	285	2	67	2

RECEIVING	TARGETS	NO.	YARDS	YAC	TD	LONG
KeAndre Lambert-Smith	10	5	156	90	2	67
Malcolm Simmons	6	5	44	16	0	18
Rivaldo Fairweather	7	4	40	5	0	25
Cam Coleman	4	2	15	7	0	13
Robert Lewis	3	1	13	0	0	13
Camden Brown	1	1	11	1	0	11
Perry Thompson	1	1	9	10	0	9
Damari Alston	1	1	-3	0	0	0
Sam Jackson V	1	0	0	0	0	0
Jarquez Hunter	1	0	0	0	0	0
Totals	35	20	285	129	2	67

PUNTING	NO.	YARDS	AVG.	LONG	I20	TB
Oscar Chapman	3	132	44.0	49	1	0
Totals	3	132	44.0	49	1	0



DB TJ METCALF led a takeaway party in the win at Auburn as the defense recorded five takeaways with four interceptions and a forced fumble. Metcalf picked off two passes and forced a fumble.

TEAM STATISTICS

	ARK	AUB		ARK	AUB
FIRST DOWNS	21	17	Punts (Number-Avg)	3-49.7	3-44.0
RUSHES-YARDS (NET)	55-183	26-146	Fumbles-Lost	1-0	1-1
PASSING YDS (NET)	151	285	Penalties-Yards	4-20	5-45
Passes Comp-Att-Int	12-28-2	20-35-4	Possession Time	36:36	23:24
TOTAL OFFENSE PLAYS-YARDS	83-334	61-431	Third-Down Conversions	9-19	5-11
Fumble Returns-Yards	0-0	0-0	Fourth-Down Conversions	2-4	1-3
Punt Returns-Yards	0-0	2-1	Red-Zone Scores-Chances	2-4	1-1
Kickoff Returns-Yards	0-0	3-61	Sacks By: Number-Yards	2-10	3-27
Interception Returns-Yards	4-31	2-33			

SCORING SUMMARY

	1	2	3	4	FINAL
Arkansas	0	7	7	10	24
Auburn	0	0	7	7	14

QTR. TEAM SCORING PLAY

- 2nd ARK J.Jackson 1-yd rush (K.Ramsey kick), 15-81, 07:05
- 3rd AUB K.Lambert-Smith 10-yd pass from P.Thorne (T.McGough kick), 6-77, 02:48
- 3rd ARK I.Sategna 58-yd pass from T.Green (K.Ramsey kick), 9-75, 03:41
- 4th ARK K.Ramsey 43-yd FG, 8-20, 03:01
- 4th AUB K.Lambert-Smith 67-yd pass from P.Thorne (T.McGough kick), 4-75, 02:07
- 4th ARK J.Jackson 1-yd rush (K.Ramsey kick), 12-75, 06:12



GAME 5: VS. TEXAS A&M

RV/RV Arkansas (3-2, 1-1).....17
24/24 Texas A&M (4-1, 2-0).....21

Sept. 28, 2024 | Arlington, Texas
AT&T Stadium | Time: 2:30 | Attendance: 60,928
TV: ESPN > Dave Pasch (PBP), Dusty Dvoracek (Analyst), Taylor McGregor (Sideline)

ARKANSAS

RUSHING	ATT	GAIN	LOST	NET	TD	LONG	AVG
Ja'Quinden Jackson	10	40	3	37	1	11	3.7
Devin Bale	2	25	5	20	0	25	10.0
Isaiah Sategna	1	15	0	15	0	15	15.0
Braylen Russell	3	15	0	15	0	7	5.0
Rodney Hill	1	7	0	7	0	7	7.0
Taylen Green	13	44	38	6	0	24	0.5
Totals	30	146	46	100	1	25	3.3

PASSING	COMP	ATT	INT	YARDS	TD	LONG	SACKS
Taylen Green	23	41	1	279	1	75	3
Totals	23	41	1	279	1	75	3

RECEIVING	TARGETS	NO.	YARDS	YAC	TD	LONG
Andrew Armstrong	11	6	72	31	0	27
Isaiah Sategna	11	6	27	22	0	8
Isaac TeSlaa	6	5	120	72	1	75
Ja'Quinden Jackson	5	3	36	40	0	16
Tyrone Broden	4	1	15	0	0	15
Jordan Anthony	1	1	7	2	0	7
Luke Hasz	2	1	2	1	0	2
Ty Washington	1	0	0	0	0	0
Totals	41	23	279	168	1	75

PUNTING	NO.	YARDS	AVG.	LONG	I20	TB
Devin Bale	6	263	43.8	54	1	0
Totals	6	263	43.8	54	1	0

FIELD GOALS	MADE	ATT	LONG	KICKS
Kyle Ramsey	1	1	45	45

TEXAS A&M

RUSHING	ATT	GAIN	LOST	NET	TD	LONG	AVG
Le'Veon Moss	13	117	0	117	0	30	9.0
Amarri Daniels	9	19	5	14	0	5	1.6
Marcel Reed	10	39	26	13	1	13	1.3
Terry Bussey	1	1	0	1	0	1	0.0
E.J. Smith	2	1	3	-2	0	1	-1.0
TEAM	2	0	3	-3	0	0	-1.5
Jabre Barber	1	0	6	-6	0	0	-6.0
Totals	38	177	43	134	1	30	3.5

PASSING	COMP	ATT	INT	YARDS	TD	LONG	SACKS
Marcel Reed	11	22	0	163	2	58	3
Totals	11	22	0	163	2	58	3

RECEIVING	TARGETS	NO.	YARDS	YAC	TD	LONG
Noah Thomas	11	6	109	61	1	58
Jabre Barber	6	2	23	1	0	13
Cyrus Allen	2	1	22	6	0	22
Tre Watson	2	1	5	5	1	5
Moose Muhammad III	1	1	4	0	0	4
Totals	22	11	163	73	2	58

PUNTING	NO.	YARDS	AVG.	LONG	I20	TB
Tyler White	9	388	43.1	58	7	1
Totals	9	388	43.1	58	7	1



WR ISAAC TESLAA caught five passes for 120 yards, including a 75-yard touchdown on the first possession of the game. The 100-yard game was TeSlaa's first as a Razorback and 10th of his career.

TEAM STATISTICS

	ARK	A&M		ARK	A&M
FIRST DOWNS	21	17	Punts (Number-Avg)	6-43.8	9-43.1
RUSHES-YARDS (NET)	100	134	Fumbles-Lost	4-2	0-0
PASSING YDS (NET)	279	163	Penalties-Yards	10-75	7-63
Passes Comp-Att-Int	23-41-1	11-22-0	Possession Time	30:39	29:21
TOTAL OFFENSE PLAYS-YARDS	71-379	60-297	Third-Down Conversions	5-15	4-13
Fumble Returns-Yards	0-0	0-0	Fourth-Down Conversions	2-3	0-0
Punt Returns-Yards	0-0	1-6	Red-Zone Scores-Chances	1-1	2-2
Kickoff Returns-Yards	0-0	0-0	Sacks By: Number-Yards	3-26	3-19
Interception Returns-Yards	0-0	1-0			

SCORING SUMMARY

	1	2	3	4	FINAL
Arkansas	14	0	0	3	17
Texas A&M	7	7	0	7	21

QTR. TEAM SCORING PLAY

- 1st ARK I.TeSlaa 75-yd pass from T.Green (K.Ramsey kick), 3-75, 01:11
- 1st A&M N.Thomas 58-yd pass from M.Reed (R.Bond kick), 3-70, 01:06
- 1st ARK J.Jackson 8-yd rush (K.Ramsey kick), 10-75, 05:38
- 2nd A&M M.Reed 5-yd rush (R.Bond kick), 2-10, 00:44
- 4th ARK K.Ramsey 45-yd FG, 10-58, 04:12
- 4th A&M T.Watson 5-yd pass from M.Reed (R.Bond kick), 8-75, 04:24

GAME 6: TENNESSEE



4/4 Tennessee (4-1, 1-1).....14
 NR/NR Arkansas (4-2, 2-1)19

Oct. 5, 2024 | Fayetteville, Ark.
 Donald W. Reynolds Razorback Stadium | Time: 6:30 | Attendance: 75,573
 TV: ABC > Chris Fowler (PBP), Kirk Herbstreit (Analyst), Holly Rowe (Sideline)

TENNESSEE

RUSHING	ATT	GAIN	LOST	NET	TD	LONG	AVG
Dylan Sampson	22	140	0	140	2	53	6.4
DeSean Bishop	3	19	0	19	0	13	6.3
Nico Iamaleava	11	36	19	17	0	12	1.5
Totals	36	195	19	176	2	53	4.9

PASSING	COMP	ATT	INT	YARDS	TD	LONG	SACKS
Nico Iamaleava	16	28	0	156	0	42	4
Totals	16	28	0	156	0	42	4

RECEIVING	TARGETS	NO.	YARDS	YAC	TD	LONG
Squirrel White	10	7	38	32	0	10
Miles Kitzelman	4	2	24	7	0	17
Chris Brazzell II	6	2	21	1	0	15
Bru McCoy	2	2	9	1	0	5
Dont'e Thornton Jr.	2	1	42	0	0	42
Dylan Sampson	1	1	11	3	0	11
Chas Nimrod	3	1	11	0	0	11
Totals	28	16	156	44	0	42

PUNTING	NO.	YARDS	AVG.	LONG	I20	TB
Jackson Ross	7	299	42.7	51	2	1
Totals	7	299	42.7	51	2	1

ARKANSAS

RUSHING	ATT	GAIN	LOST	NET	TD	LONG	AVG
Braylen Russell	8	62	0	62	0	24	7.8
Ja'Quinden Jackson	20	61	4	57	1	22	2.8
Malachi Singleton	4	16	1	15	1	11	3.8
Rashod Dubinion	2	10	0	10	0	8	5.0
TEAM	1	0	2	-2	0	0	-2.0
Taylen Green	9	9	14	-5	0	4	-0.6
Totals	44	158	21	137	2	24	3.1

PASSING	COMP	ATT	INT	YARDS	TD	LONG	SACKS
Taylen Green	19	27	0	266	0	30	1
Malachi Singleton	2	3	0	31	0	18	1
Totals	21	30	0	297	0	30	2

RECEIVING	TARGETS	NO.	YARDS	YAC	TD	LONG
Andrew Armstrong	11	9	132	36	0	30
Isaiah Sategna	6	5	72	38	0	23
Ja'Quinden Jackson	4	2	33	38	0	26
Tyrone Broden	3	1	22	0	0	22
Rashod Dubinion	1	1	18	10	0	18
Luke Hasz	2	1	16	13	0	16
Jordan Anthony	1	1	4	1	0	4
Var'Keyes Gumms	1	1	0	0	0	0
Isaac TeSlaa	1	0	0	0	0	0
Totals	30	21	297	136	0	30

PUNTING	NO.	YARDS	AVG.	LONG	I20	TB
Devin Bale	3	172	57.3	66	0	1
Totals	3	172	57.3	66	0	1

FIELD GOALS	MADE	ATT	LONG	KICKS
Kyle Ramsey	1	2	20	20,44x
Matthew Shipley	1	1	23	23



QB MALACHI SINGLETON scored the go-ahead touchdown with under two minutes remaining after engineering a 59-yard drive on the Hogs' final possession.

TEAM STATISTICS

	UT	ARK		UT	ARK
FIRST DOWNS	16	23	Punts (Number-Avg)	7-42.7	3-57.3
RUSHES-YARDS (NET)	36-176	44-137	Fumbles-Lost	1-0	2-0
PASSING YDS (NET)	156	297	Penalties-Yards	10-60	6-45
Passes Comp-Att-Int	16-28-0	21-30-0	Possession Time	24:31	35:28
TOTAL OFFENSE PLAYS-YARDS	64-332	74-434	Third-Down Conversions	7-16	6-15
Fumble Returns-Yards	0-0	0-0	Fourth-Down Conversions	0-2	1-3
Punt Returns-Yards	0-0	2-13	Red-Zone Scores-Chances	2-3	4-5
Kickoff Returns-Yards	1-24	0-0	Sacks By: Number-Yards	2-9	4-19
Interception Returns-Yards	0-0	0-0			

SCORING SUMMARY

	1	2	3	4	FINAL
Tennessee	0	0	14	0	- 14
Arkansas	3	0	7	9	- 19

QTR. TEAM SCORING PLAY

1st	ARK	K.Ramsey 20-yd FG, 16-74, 09:13
3rd	UT	D.Sampson 4-yd rush (M.Gilbert kick), 7-75, 02:27
3rd	UT	D.Sampson 4-yd rush (M.Gilbert kick), 6-60, 02:09
3rd	ARK	J.Jackson 2-yd rush (M.Shipley kick), 8-75, 03:41
4th	ARK	M.Shipley 23-yd FG, 10-78, 04:15
4th	ARK	M.Singleton 11-yd rush (I.Sategna pass from M.Singleton failed), 4-59, 02:03



GAME 7: LSU

8/8 LSU (6-1, 3-0)34
RV/NR Arkansas (4-3, 2-2)10

Oct. 19, 2024 | Fayetteville, Ark.
Donald W. Reynolds Razorback Stadium | Time: 6:00 | Attendance: 75,893
TV: ESPN > Mark Jones (PBP), Roddy Jones (Analyst), Quint Kessenich (Sideline)

LSU

RUSHING	ATT	GAIN	LOST	NET	TD	LONG	AVG
Caden Durham	21	101	0	101	3	22	4.8
Kaleb Jackson	5	30	0	30	0	12	6.0
Josh Williams	5	18	0	18	0	8	3.6
Zavion Thomas	1	5	0	5	0	5	5.0
Garrett Nussmeier	2	5	0	5	0	5	2.5
JuJuan Johnson	2	4	3	1	0	4	0.5
TEAM	1	0	2	-2	0	0	-2.0
Totals	37	163	5	158	3	22	4.3

PASSING	COMP	ATT	INT	YARDS	TD	LONG	SACKS
Garrett Nussmeier	23	34	0	233	0	29	0
Rickie Collins	1	1	0	2	0	2	0
Totals	24	35	0	235	0	29	0

RECEIVING	TARGETS	NO.	YARDS	YAC	TD	LONG
CJ Daniels	10	7	86	31	0	29
Kyren Lacy	9	6	49	20	0	11
Aaron Anderson	5	3	36	23	0	18
Mason Taylor	4	3	25	17	0	13
Josh Williams	1	1	11	15	0	11
Zavion Thomas	1	1	11	6	0	11
Trey Dez Green	3	1	8	4	0	8
Caden Durham	1	1	7	9	0	7
Ka'Morreun Pimpton	1	1	2	0	0	2
Totals	35	24	235	125	0	29

PUNTING	NO.	YARDS	AVG.	LONG	I20	TB
Blake Ochsendorf	1	34	34.0	34	1	0
Totals	1	34	34.0	34	1	0

FIELD GOALS	MADE	ATT	LONG	KICKS
Damian Ramos	4	4	48	33,48,33,47

ARKANSAS

RUSHING	ATT	GAIN	LOST	NET	TD	LONG	AVG
Ja'Quinden Jackson	5	26	0	26	0	8	5.2
Rashod Dubinion	4	15	0	15	0	13	3.8
Jordan Anthony	1	4	0	4	0	4	4.0
Braylen Russell	3	3	0	3	0	3	1.0
Taylen Green	6	14	24	-10	0	7	-1.7
Totals	19	62	24	38	0	13	2.0

PASSING	COMP	ATT	INT	YARDS	TD	LONG	SACKS
Taylen Green	21	31	1	240	1	25	3
Totals	21	31	1	240	1	25	3

RECEIVING	TARGETS	NO.	YARDS	YAC	TD	LONG
Andrew Armstrong	10	7	94	33	1	25
Isaiah Sategna	6	4	55	13	0	25
Tyrone Broden	5	3	24	1	0	14
Rashod Dubinion	3	2	24	13	0	19
Luke Hasz	2	2	22	5	0	11
Isaac TeSlaa	1	1	14	2	0	14
Ja'Quinden Jackson	1	1	7	2	0	7
Braylen Russell	1	1	0	1	0	0
Jordan Anthony	2	0	0	0	0	0
Totals	37	27	239	70	1	25

PUNTING	NO.	YARDS	AVG.	LONG	I20	TB
Devin Bale	3	152	50.7	58	1	1
Totals	3	152	50.7	58	1	1

FIELD GOALS	MADE	ATT	LONG	KICKS
Matthew Shipley	1	2	51	42x,51



WR ANDREW ARMSTRONG hauled in his first touchdown of the season and recorded his sixth straight game with five-plus receptions with seven catches for 94 yards.

TEAM STATISTICS

	LSU	ARK		LSU	ARK
FIRST DOWNS	25	15	Punts (Number-Avg)	1-34.0	3-50.7
RUSHES-YARDS (NET)	37-158	19-38	Fumbles-Lost	0-0	2-2
PASSING YDS (NET)	235	240	Penalties-Yards	11-80	7-78
Passes Comp-Att-Int	24-35-0	21-31-1	Possession Time	38:53	21:07
TOTAL OFFENSE PLAYS-YARDS	72-393	50-278	Third-Down Conversions	8-15	4-9
Fumble Returns-Yards	1-9	0-0	Fourth-Down Conversions	0-1	0-0
Punt Returns-Yards	1-0	0-0	Red-Zone Scores-Chances	5-6	0-0
Kickoff Returns-Yards	0-0	0-0	Sacks By: Number-Yards	3-24	0-0
Interception Returns-Yards	1-5	0-0			

SCORING SUMMARY

	1	2	3	4	FINAL
LSU	10	6	8	10	- 34
Arkansas	0	7	3	0	- 10

QTR. TEAM SCORING PLAY

1st	LSU	C.Durham 22-yd rush (D.Ramos kick), 8-75, 04:39
1st	LSU	D.Ramos 33-yd FG, 14-60, 05:43
2nd	LSU	D.Ramos 48-yd FG, 6-7, 02:26
2nd	ARK	A.Armstrong 25-yd pass from T.Green (M.Shipley kick), 9-75, 04:39
2nd	LSU	D.Ramos 33-yd FG, 11-59, 05:15
3rd	ARK	M.Shipley 51-yd FG, 11-42, 05:03
3rd	LSU	C.Durham 2-yd rush (T.Green pass from G.Nussmeier), 1-2, 00:06
4th	LSU	D.Ramos 47-yd FG, 8-50, 04:39
4th	LSU	C.Durham 1-yd rush (D.Ramos kick), 14-80, 08:22

GAME 8: AT MISSISSIPPI STATE



Arkansas (5-3, 3-2).....58
 Mississippi State (1-7, 0-5)25

Oct. 26, 2024 | Starkville, Miss.
 Davis Wade Stadium | Time: 11:45 | Attendance: 49,303
 TV: SECN > Dave Neal (PBP), Aaron Murray (Analyst), Ashley ShahAhmadi (Sideline)

ARKANSAS

RUSHING	ATT	GAIN	LOST	NET	TD	LONG	AVG
Braylen Russell	16	175	0	175	0	75	10.9
Rashod Dubinion	11	104	6	98	1	23	8.9
Taylen Green	8	79	0	79	1	32	9.9
Malachi Singleton	1	9	0	9	0	9	9.0
TEAM	1	0	2	-2	0	0	-2.0
Totals	37	367	8	359	2	75	9.7

PASSING	COMP	ATT	INT	YARDS	TD	LONG	SACKS
Taylen Green	23	29	1	314	5	36	0
Totals	23	29	1	314	5	36	0

RECEIVING	TARGETS	NO.	YARDS	YAC	TD	LONG
Andrew Armstrong	8	4	76	17	0	36
Luke Hasz	4	4	59	28	2	30
Isaac TeSlaa	3	3	51	5	0	26
Rashod Dubinion	4	3	22	16	0	23
Andreas Paaske	3	3	19	12	2	11
Tyrone Broden	3	2	33	7	0	20
Isaiah Sategna	2	2	16	12	0	11
Jordan Anthony	1	1	27	0	1	27
Braylen Russell	1	1	11	0	0	11
Totals	29	23	314	97	5	36

PUNTING	NO.	YARDS	AVG.	LONG	I20	TB
Devin Bale	1	53	53.0	53	0	0
Totals	1	53	53.0	53	0	0

FIELD GOALS	MADE	ATT	LONG	KICKS
Matthew Shipley	3	3	32	27,32,29

MISSISSIPPI STATE

RUSHING	ATT	GAIN	LOST	NET	TD	LONG	AVG
Davon Booth	17	94	1	93	0	38	5.5
Johnnie Daniels	11	42	0	42	0	13	3.8
Xavier Gayten	2	28	0	28	0	17	14.0
Chris Parson	3	6	2	4	0	5	1.3
Michael Van Buren Jr.	9	13	18	-5	1	4	-0.6
Totals	42	183	21	162	1	38	3.9

PASSING	COMP	ATT	INT	YARDS	TD	LONG	SACKS
Michael Van Buren Jr.	22	31	2	309	2	54	4
Totals	22	31	2	309	2	54	4

RECEIVING	TARGETS	NO.	YARDS	YAC	TD	LONG
Kevin Coleman Jr.	12	8	100	81	1	31
Seydou Traore	6	5	77	15	0	32
Kelly Akharaiyi	4	3	15	9	0	8
Ricky Johnson	2	2	9	1	0	5
Davon Booth	1	1	54	59	1	54
Johnnie Daniels	1	1	29	28	0	29
Jordan Mosley	3	1	15	6	0	15
Xavier Gayten	1	1	10	6	0	10
Cameron Ball	1	0	0	0	0	0
Totals	31	22	309	205	2	54

FIELD GOALS	MADE	ATT	LONG	KICKS
Kyle Ferrie	1	2	36	42x,36



RB BRAYLEN RUSSELL ran for a career-best 175 yards on 16 carries in just his second start. The freshman became the first Arkansas true freshman to run for 175+ yards since the legendary Darren McFadden in 2005.

TEAM STATISTICS

	ARK	MSU	ARK	MSU
FIRST DOWNS	30	24	Punts (Number-Avg)	1-53.0 0-0
RUSHES-YARDS (NET)	37-359	42-162	Fumbles-Lost	3-0 3-3
PASSING YDS (NET)	314	309	Penalties-Yards	7-70 4-48
Passes Comp-Att-Int	23-29-1	22-31-2	Possession Time	31:15 28:45
TOTAL OFFENSE PLAYS-YARDS	66-673	73-471	Third-Down Conversions	0-7 5-13
Fumble Returns-Yards	0-0	0-0	Fourth-Down Conversions	2-2 2-4
Punt Returns-Yards	0-0	1-15	Red-Zone Scores-Chances	9-9 2-4
Kickoff Returns-Yards	0-0	1-42	Sacks By: Number-Yards	4-18 0-0
Interception Returns-Yards	2-8	1-21		

SCORING SUMMARY

	1	2	3	4	FINAL
Arkansas	17	14	10	17	58
Mississippi State	7	3	15	0	25

QTR. TEAM SCORING PLAY

1st	ARK	T.Green 8-yd rush (M.Shipley kick), 3-23, 01:20
1st	MSU	D.Booth 54-yd pass from M.Van Buren Jr. (K.Ferrie kick), 5-75, 01:21
1st	ARK	M.Shipley 27-yd FG, 7-66, 02:55
1st	ARK	L.Hasz 14-yd pass from T.Green (M.Shipley kick), 6-78, 03:17
2nd	ARK	J.Anthony 27-yd pass from T.Green (M.Shipley kick), 5-76, 01:54
2nd	MSU	K.Ferrie 36-yd FG, 6-30, 01:16
2nd	ARK	A.Paaske 1-yd pass from T.Green (M.Shipley kick), 8-75, 01:38
3rd	ARK	M.Shipley 32-yd FG, 7-62, 03:37
3rd	ARK	A.Paaske 7-yd pass from T.Green (M.Shipley kick), 7-62, 03:42
3rd	MSU	K.Coleman Jr. 31-yd pass from M.Van Buren Jr. (K.Ferrie kick), 6-75, 02:11
3rd	MSU	M.Van Buren Jr. 4-yd rush (K.Akharaiyi pass from M.Van Buren Jr.), 2-35, 00:27
4th	ARK	M.Shipley 29-yd FG, 10-64, 04:53
4th	ARK	L.Hasz 15-yd pass from T.Green (M.Shipley kick), 5-99, 03:09
4th	ARK	R.Dubinion 3-yd rush (M.Shipley kick), 2-12, 00:52



GAME 9: OLE MISS

19/18 Ole Miss (7-2, 3-2).....63
RV/RV Arkansas (5-4, 3-3).....31

Nov. 2, 2024 | Fayetteville, Ark.
Donald W. Reynolds Razorback Stadium | Time: 11:00 | Attendance: 72,894
TV: ESPN > Mark Jones (PBP), Roddy Jones (Analyst), Quint Kessenich (Sideline)

OLE MISS

RUSHING	ATT	GAIN	LOST	NET	TD	LONG	AVG
Jaxson Dart	10	56	9	47	0	31	4.7
Domonique Thomas	10	41	0	41	0	9	4.1
Henry Parrish Jr.	10	23	1	22	0	4	2.2
Ulysses Bentley IV	5	11	0	11	0	4	2.2
Jason Albritton	5	8	0	8	0	3	1.6
J.J. Pegues	2	3	0	3	1	2	1.5
Totals	42	142	10	132	1	31	3.1

PASSING	COMP	ATT	INT	YARDS	TD	LONG	SACKS
Jaxson Dart	25	31	0	515	6	66	1
Austin Simmons	3	3	0	47	1	22	0
Totals	28	34	0	562	7	66	1

RECEIVING	TARGETS	NO.	YARDS	YAC	TD	LONG
Dae'Ouan Wright	10	9	99	51	2	23
Jordan Watkins	9	8	254	94	5	66
Cayden Lee	7	5	127	58	0	58
Antwane Wells Jr.	5	3	59	16	0	24
Henry Parrish Jr.	2	2	10	17	0	7
Micah Davis	1	1	13	9	0	13
Totals	34	28	562	245	7	66

PUNTING	NO.	YARDS	AVG.	LONG	I20	TB
Fraser Masin	2	86	43.0	52	1	1
Totals	2	86	43.0	52	1	1

ARKANSAS

RUSHING	ATT	GAIN	LOST	NET	TD	LONG	AVG
Rashod Dubinion	12	56	7	49	1	23	4.1
Malachi Singleton	8	69	25	44	1	42	5.5
Taylen Green	10	40	24	16	0	14	1.6
Rodney Hill	3	16	0	16	1	8	5.3
Braylen Russell	4	7	5	2	0	5	0.5
Totals	37	188	61	127	3	42	3.4

PASSING	COMP	ATT	INT	YARDS	TD	LONG	SACKS
Taylen Green	10	14	0	158	0	43	5
Malachi Singleton	11	14	0	207	1	45	3
Totals	21	28	0	365	1	45	8

RECEIVING	TARGETS	NO.	YARDS	YAC	TD	LONG
Andrew Armstrong	8	6	135	79	0	43
Luke Hasz	5	5	77	21	1	22
Isaac TeSlaa	4	3	65	34	0	44
Isaiah Sategna	4	2	24	13	0	19
Rashod Dubinion	2	2	15	20	0	14
Rodney Hill	1	1	29	8	0	29
Jordan Anthony	1	1	18	13	0	18
Tyrone Broden	3	1	2	7	0	2
Totals	28	21	365	195	1	44

PUNTING	NO.	YARDS	AVG.	LONG	I20	TB
Devin Bale	4	179	44.8	48	0	0
Totals	4	179	44.8	48	0	0

FIELD GOALS	MADE	ATT	LONG	KICKS
Matthew Shipley	1	2	55	55,45x



DE LANDON JACKSON recorded a sack in his team-best fourth game of the season and second game of a four-game streak with at least one sack.

TEAM STATISTICS

	MIS	ARK	MIS	ARK
FIRST DOWNS	30	24	Punts (Number-Avg)	2-43.0 4-44.8
RUSHES-YARDS (NET)	42-132	37-127	Fumbles-Lost	1-0 3-2
PASSING YDS (NET)	562	365	Penalties-Yards	9-90 10-95
Passes Comp-Att-Int	28-34-0	21-28-0	Possession Time	31:26 28:34
TOTAL OFFENSE PLAYS-YARDS	76-694	65-492	Third-Down Conversions	6-12 5-12
Fumble Returns-Yards	1-0	0-0	Fourth-Down Conversions	2-3 0-0
Punt Returns-Yards	1-6	0-0	Red-Zone Scores-Chances	5-6 4-4
Kickoff Returns-Yards	2-51	0-0	Sacks By: Number-Yards	8-41 1-8
Interception Returns-Yards	0-0	0-0		

SCORING SUMMARY

	1	2	3	4	FINAL
Ole Miss	7	28	21	7	- 63
Arkansas	3	7	14	7	- 31

QTR. TEAM SCORING PLAY

1st	MIS	P.Umanmielen 0-yd fumble return (C.Davis kick), 00:47
1st	ARK	M.Shipley 55-yd FG, 7-38, 03:37
2nd	MIS	D.Wright 4-yd pass from J.Dart (C.Davis kick), 11-75, 03:51
2nd	MIS	J.Watkins 62-yd pass from J.Dart (C.Davis kick), 1-62, 00:08
2nd	MIS	J.Watkins 66-yd pass from J.Dart (C.Davis kick), 2-68, 00:37
2nd	ARK	R.Dubinion 6-yd rush (M.Shipley kick), 9-75, 04:17
2nd	MIS	J.Watkins 3-yd pass from J.Dart (C.Davis kick), 8-73, 01:13
3rd	MIS	J.Watkins 11-yd pass from J.Dart (C.Davis kick), 7-75, 03:00
3rd	ARK	M.Singleton 13-yd rush (M.Shipley kick), 5-75, 02:11
3rd	MIS	J.Pegues 1-yd rush (C.Davis kick), 6-79, 02:42
3rd	MIS	J.Watkins 62-yd pass from J.Dart (C.Davis kick), 2-64, 00:46
3rd	ARK	R.Hill 2-yd rush (M.Shipley kick), 7-75, 02:26
4th	MIS	D.Wright 12-yd pass from A.Simmons (C.Davis kick), 10-80, 05:36
4th	ARK	L.Hasz 22-yd pass from M.Singleton (M.Shipley kick), 8-75, 03:33

2025 ARKANSAS FOOTBALL



GAME 10: TEXAS

3/3 Texas (9-1, 5-1)20
 Arkansas (5-5, 3-4)10

Nov. 16, 2024 | Fayetteville, Ark.
 Donald W. Reynolds Razorback Stadium | Time: 11:00 | Attendance: 74,929
 TV: ABC > Joe Tessitore (PBP), Jesse Palmer (Analyst), Katie George (Sideline)

TEXAS

RUSHING	ATT	GAIN	LOST	NET	TD	LONG	AVG
Jaydon Blue	14	84	1	83	0	28	5.9
Quintrevion Wisner	17	65	6	59	0	11	3.5
Jerrick Gibson	2	5	0	5	0	3	2.5
TEAM	3	0	3	-3	0	0	-1.0
Quinn Ewers	5	7	12	-5	0	4	-1.0
Totals	41	161	22	139	0	28	3.4

PASSING	COMP	ATT	INT	YARDS	TD	LONG	SACKS
Quinn Ewers	20	32	0	176	2	30	2
Totals	20	32	0	176	2	30	2

RECEIVING	TARGETS	NO.	YARDS	YAC	TD	LONG
Isaiah Bond	5	4	48	13	0	20
Silas Bolden	5	3	33	25	0	17
Gunnar Helm	7	3	32	20	0	17
Quintrevion Wisner	3	3	23	35	0	30
Jaydon Blue	3	3	19	24	0	17
Matthew Golden	5	2	21	0	2	20
Juan Davis	1	1	8	6	0	8
DeAndre Moore Jr.	1	1	-8	-4	0	0
Ryan Wingo	2	0	0	0	0	0
Totals	32	20	176	119	2	30

PUNTING	NO.	YARDS	AVG.	LONG	I20	TB
Michael Kern	6	239	39.8	42	0	1
Totals	6	239	39.8	42	0	1

FIELD GOALS	MADE	ATT	LONG	KICKS
Bert Auburn	2	2	39	39,33

ARKANSAS

RUSHING	ATT	GAIN	LOST	NET	TD	LONG	AVG
Ja'Quinden Jackson	11	56	0	56	1	12	5.1
Rashod Dubinion	7	30	0	30	0	9	4.3
Taylen Green	16	50	54	-4	0	11	-0.2
Totals	34	136	54	82	1	12	2.4

PASSING	COMP	ATT	INT	YARDS	TD	LONG	SACKS
Taylen Green	17	25	1	149	0	25	6
Totals	17	25	1	149	0	25	6

RECEIVING	TARGETS	NO.	YARDS	YAC	TD	LONG
AndrewArmstrong	8	6	74	20	0	25
Rashod Dubinion	3	3	5	25	0	6
Isaiah Sategna	3	2	24	2	0	25
Luke Hasz	2	2	11	7	0	10
CJ Brown	1	1	12	13	0	12
Jordan Anthony	2	1	9	7	0	9
Rodney Hill	1	1	7	3	0	7
Isaac TeSlaa	1	1	7	3	0	7
Tyrone Broden	2	0	0	0	0	0
Andreas Paaske	1	0	0	0	0	0
Ja'Quinden Jackson	1	0	0	0	0	0
Totals	25	17	149	80	0	25

PUNTING	NO.	YARDS	AVG.	LONG	I20	TB
Devin Bale	6	230	38.3	59	2	0
Totals	6	230	38.3	59	2	0

FIELD GOALS	MADE	ATT	LONG	KICKS
Matthew Shipley	1	1	44	44



RB JA'QUINDEN JACKSON returned from an injury to lead Arkansas in rushing and score his team-best 11th touchdown of the season.

TEAM STATISTICS

	TEX	ARK		TEX	ARK
FIRST DOWNS	20	15	Punts (Number-Avg)	6-39.8	6-38.3
RUSHES-YARDS (NET)	41-139	34-82	Fumbles-Lost	1-0	1-1
PASSING YDS (NET)	176	149	Penalties-Yards	2-15	2-15
Passes Comp-Att-Int	20-32-0	17-25-1	Possession Time	30:59	29:01
TOTAL OFFENSE PLAYS-YARDS	315	231	Third-Down Conversions	4-15	5-12
Fumble Returns-Yards	0-0	0-0	Fourth-Down Conversions	2-2	0-0
Punt Returns-Yards	1-12	1-0	Red-Zone Scores-Chances	3-3	1-1
Kickoff Returns-Yards	1-20	2-27	Sacks By: Number-Yards	6-48	2-7
Interception Returns-Yards	1-(-1)	0-0			

SCORING SUMMARY

	1	2	3	4	FINAL
Texas	7	3	3	7	20
Arkansas	0	0	7	3	10

QTR. TEAM SCORING PLAY

1st	TEX	M.Golden 20-yd pass from Q.Ewers (B.Auburn kick), 6-61, 02:17
2nd	TEX	B.Auburn 39-yd FG, 11-27, 03:45
3rd	TEX	B.Auburn 33-yd FG, 7-36, 02:37
3rd	ARK	J.Jackson 1-yd rush (M.Shipley kick), 12-75, 04:57
4th	ARK	M.Shipley 44-yd FG, 10-39, 04:57
4th	TEX	M.Golden 1-yd pass from Q.Ewers (B.Auburn kick), 8-75, 03:36



GAME 11: LOUISIANA TECH

Louisiana Tech (4-7, 3-4).....14
Arkansas (6-5, 3-4).....35

Nov. 23, 2024 | Fayetteville, Ark.
Donald W. Reynolds Razorback Stadium | Time: 3:00 | Attendance: 66,041
TV: ESPN+ > Matt Schumacker (PBP), Dustin Fox (Analyst)

LOUISIANA TECH

RUSHING	ATT	GAIN	LOST	NET	TD	LONG	AVG
Patrick Rea	1	26	0	26	0	26	26.0
Marquis Crosby	8	19	2	17	0	10	2.1
Omiri Wiggins	3	8	1	7	0	7	2.3
Amani Givens	4	8	1	7	0	3	1.8
Buck Buchanan	1	7	0	7	0	7	7.0
Jimmy Holiday	6	10	3	7	0	4	1.2
Evan Bullock	8	7	21	-14	0	4	-1.8
TEAM	2	0	18	-18	0	0	-9.0
Totals	33	85	46	39	0	26	1.2

PASSING	COMP	ATT	INT	YARDS	TD	LONG	SACKS
Evan Bullock	26	43	0	190	2	20	3
Totals	26	43	0	190	2	20	3

RECEIVING	TARGETS	NO.	YARDS	YAC	TD	LONG
Tru Edwards	8	8	53	32	0	13
Jimmy Holiday	6	4	48	21	1	20
Omiri Wiggins	7	4	17	32	0	10
Eli Finley	5	3	15	2	1	7
Abdul-Fatai Ibrahim	4	2	26	10	0	16
Solo Lewis	4	2	17	11	0	9
Jay Wilkerson	1	1	7	6	0	7
Marquis Crosby	2	1	4	9	0	4
Amani Givens	2	1	3	0	0	3
Totals	39	26	190	123	2	20

PUNTING	NO.	YARDS	AVG.	LONG	I20	TB
Patrick Rea	8	285	35.6	41	1	1
Totals	8	285	35.6	41	1	1

FIELD GOALS	MADE	ATT	LONG	KICKS
Buck Buchanan	0	1	-	43x

ARKANSAS

RUSHING	ATT	GAIN	LOST	NET	TD	LONG	AVG
Rashod Dubinion	15	115	3	112	0	18	7.5
Taylen Green	6	79	18	61	2	41	10.2
Ja'Quinden Jackson	16	58	3	55	1	13	3.4
Rodney Hill	1	7	0	7	0	7	7.0
TEAM	2	0	2	-2	0	0	-1.0
Totals	40	259	26	233	3	41	5.8

PASSING	COMP	ATT	INT	YARDS	TD	LONG	SACKS
Taylen Green	20	37	1	221	2	27	1
Totals	20	37	1	221	2	27	1

RECEIVING	TARGETS	NO.	YARDS	YAC	TD	LONG
Andrew Armstrong	13	8	81	23	0	18
Isaiah Sategna	8	5	54	8	0	15
Rashod Dubinion	4	3	24	23	0	11
Isaac TeSlaa	3	2	38	1	2	27
Luke Hasz	4	2	24	10	0	16
Jordan Anthony	2	0	0	0	0	0
Maddox Lassiter	1	0	0	0	0	0
Totals	35	20	221	65	2	27

PUNTING	NO.	YARDS	AVG.	LONG	I20	TB
Devin Bale	5	223	44.6	51	1	0
Totals	5	223	44.6	51	1	0



WR ANDREW ARMSTRONG became just the fifth Arkansas player in school history to surpass 1,000 yards receiving in a single season in the win with eight catches for 81 yards.

TEAM STATISTICS

	LT	ARK	LT	ARK
FIRST DOWNS	16	26	Punts (Number-Avg)	8-35.6 5-44.6
RUSHES-YARDS (NET)	33-39	40-233	Fumbles-Lost	2-1 2-2
PASSING YDS (NET)	190	221	Penalties-Yards	5-30 8-78
Passes Comp-Att-Int	26-43-0	20-37-1	Possession Time	31:10 28:50
TOTAL OFFENSE PLAYS-YARDS	76-229	77-454	Third-Down Conversions	4-19 1-11
Fumble Returns-Yards	0-0	1(-2)	Fourth-Down Conversions	3-6 3-4
Punt Returns-Yards	1-8	3-10	Red-Zone Scores-Chances	2-3 3-3
Kickoff Returns-Yards	2-56	2-16	Sacks By: Number-Yards	1-13 3-20
Interception Returns-Yards	1-26	0-0		

SCORING SUMMARY

	1	2	3	4	FINAL
Louisiana Tech	0	0	7	7	- 14
Arkansas	0	14	7	14	- 35

QTR. TEAM SCORING PLAY

- 1st ARK I.TeSlaa 11-yd pass from T.Green (M.Shipley kick), 13-80, 05:54
- 2nd ARK T.Green 41-yd rush (M.Shipley kick), 6-65, 01:47
- 3rd ARK I.TeSlaa 27-yd pass from T.Green (M.Shipley kick), 1-27, 00:06
- 3rd LT E.Finley 2-yd pass from E.Bullock (B.Buchanan kick), 8-42, 04:04
- 4th ARK T.Green 8-yd rush (M.Shipley kick), 12-75, 04:45
- 4th LT J.Holiday 20-yd pass from E.Bullock (B.Buchanan kick), 8-75, 03:14
- 4th ARK J.Jackson 13-yd rush (M.Shipley kick), 7-86, 02:54



GAME 12: AT MISSOURI

NR/NR Arkansas (6-6, 3-5).....21
 24/24 Missouri (9-3, 5-3).....28

Nov. 30, 2024 | Columbia, Mo.
 Faurot Field | Time: 3:30 | Attendance: 62,621
 TV: SECN > Taylor Zarzour (PBP), Matt Stinchcomb (Analyst), Alyssa Lang (sideline)

ARKANSAS

RUSHING	ATT	GAIN	LOST	NET	TD	LONG	AVG
Ja'Quinden Jackson	18	90	3	87	3	12	4.8
Taylen Green	14	70	17	53	0	11	3.8
Rashod Dubinion	2	6	0	6	0	3	3.0
Rodney Hill	1	2	0	2	0	2	2.0
Totals	35	168	20	148	3	12	4.2

PASSING	COMP	ATT	INT	YARDS	TD	LONG	SACKS
Taylen Green	21	35	0	229	0	25	2
Totals	21	35	0	229	0	25	2

RECEIVING	TARGETS	NO.	YARDS	YAC	TD	LONG
Andrew Armstrong	16	9	128	58	0	25
Isaac TeSlaa	6	6	59	7	0	18
Luke Hasz	4	3	22	13	0	9
Ja'Quinden Jackson	2	2	14	12	0	7
Isaiah Sategna	5	1	6	1	0	6
Totals	33	21	229	91	0	25

PUNTING	NO.	YARDS	AVG.	LONG	I20	TB
Devin Bale	3	104	34.7	46	1	0
Totals	3	104	34.7	46	1	0

MISSOURI

RUSHING	ATT	GAIN	LOST	NET	TD	LONG	AVG
Marcus Carroll	22	90	0	90	2	16	4.1
Brady Cook	11	69	6	63	1	30	5.7
Nate Noel	10	29	4	25	0	10	2.5
Jamal Roberts	4	15	0	15	0	7	3.8
Totals	47	203	10	193	3	30	4.1

PASSING	COMP	ATT	INT	YARDS	TD	LONG	SACKS
Brady Cook	10	20	0	168	0	70	1
Totals	10	20	0	168	0	70	1

RECEIVING	TARGETS	NO.	YARDS	YAC	TD	LONG
Theo Wease	7	4	100	86	0	70
Brett Norfleet	4	3	50	49	0	18
Luther Burden	2	1	11	0	0	11
Marquis Johnson	2	1	7	4	0	7
Joshua Manning	3	1	0	2	0	0
Jordan Harris	1	0	0	0	0	0
Totals	19	10	168	141	0	70

PUNTING	NO.	YARDS	AVG.	LONG	I20	TB
Luke Bauer	4	153	38.2	43	0	1
Totals	4	153	38.2	43	0	1

FIELD GOALS	MADE	ATT	LONG	KICKS
Blake Craig	2	2	34	28,34



In frigid temps and snow, **WR ANDREW ARMSTRONG** posted his fifth 100-yard game of the year to finish the regular season with the second-most receptions (78) and yards (1,140) in a season in school history.

TEAM STATISTICS

	ARK	MIZ		ARK	MIZ
FIRST DOWNS	23	18	Punts (Number-Avg)	3-34.7	4-38.2
RUSHES-YARDS (NET)	35-148	47-193	Fumbles-Lost	3-2	1-0
PASSING YDS (NET)	229	168	Penalties-Yards	10-72	7-46
Passes Comp-Att-Int	21-35-0	10-20-0	Possession Time	28:21	31:39
TOTAL OFFENSE PLAYS-YARDS	70-377	67-361	Third-Down Conversions	3-11	6-15
Fumble Returns-Yards	0-0	0-0	Fourth-Down Conversions	2-3	2-3
Punt Returns-Yards	1-11	0-0	Red-Zone Scores-Chances	3-3	4-4
Kickoff Returns-Yards	5-95	4-79	Sacks By: Number-Yards	1-6	2-17
Interception Returns-Yards	0-0	0-0			

SCORING SUMMARY

	1	2	3	4	FINAL
Arkansas	0	7	7	7	21
Missouri	7	0	3	18	28

QTR.	TEAM	SCORING PLAY
1st	MIZ	M.Carroll 2-yd rush (B.Craig kick), 8-40, 04:28
2nd	ARK	J.Jackson 2-yd rush (M.Shipley kick), 15-80, 07:41
3rd	ARK	J.Jackson 12-yd rush (M.Shipley kick), 6-50, 02:46
3rd	MIZ	B.Craig 28-yd FG, 16-57, 08:06
4th	MIZ	M.Carroll 1-yd rush (B.Craig kick), 8-34, 04:10
4th	MIZ	B.Craig 34-yd FG, 5-73, 01:38
4th	ARK	J.Jackson 9-yd rush (M.Shipley kick), 12-80, 05:12
4th	MIZ	B.Cook 30-yd rush (L.Burden pass from B.Cook), 8-75, 02:21



GAME 13: TEXAS TECH (AUTOZONE LIBERTY BOWL)

Texas Tech (8-5).....26
Arkansas (7-6).....39

Dec. 27, 2024 | Memphis, Tenn.
Simmons Bank Liberty Stadium | Time: 6:00 | Attendance: 37,764
TV: ESPN > Anish Shroff (PBP), Andre Ware (Analyst), Paul Carcaterra (sideline)

TEXAS TECH

RUSHING	ATT	GAIN	LOST	NET	TD	LONG	AVG
J'Koby Williams	15	125	2	123	1	54	8.2
Cameron Dickey	15	74	0	74	0	15	4.9
Will Hammond	5	21	7	14	0	12	2.8
Jalin Conyers	2	6	0	6	1	4	3.0
Totals	37	226	9	217	2	54	5.9

PASSING	COMP	ATT	INT	YARDS	TD	LONG	SACKS
Will Hammond	20	34	2	280	1	47	1
Totals	20	34	2	280	1	47	1

RECEIVING	TARGETS	NO.	YARDS	YAC	TD	LONG
Caleb Douglas	11	5	115	49	0	47
Coy Eakin	7	4	47	29	1	18
J'Koby Williams	6	4	36	47	0	22
Kelby Valsin	3	2	16	0	0	9
Mason Tharp	1	1	44	27	0	44
Jalin Conyers	3	1	12	13	0	12
Jordan Brown	1	1	9	7	0	9
Cameron Dickey	1	1	5	8	0	5
John Carlos Miller II	1	1	-4	0	0	0
Totals	34	20	280	180	1	47

PUNTING	NO.	YARDS	AVG.	LONG	I20	TB
Jack Burgess	4	175	43.8	46	2	0
Totals	4	175	43.8	46	2	0

FIELD GOALS	MADE	ATT	LONG	KICKS
Gino Garcia	1	1	37	37

ARKANSAS

RUSHING	ATT	GAIN	LOST	NET	TD	LONG	AVG
Rodney Hill	8	85	4	81	0	70	10.1
Taylen Green	15	97	16	81	1	27	5.4
Braylen Russell	20	57	7	50	1	11	2.5
Tyrell Reed Jr.	1	8	0	8	0	8	8.0
TEAM	1	0	2	-2	0	0	-2.0
Totals	45	247	29	218	2	70	4.8

PASSING	COMP	ATT	INT	YARDS	TD	LONG	SACKS
Taylen Green	11	21	0	341	2	94	2
Totals	11	21	0	341	2	94	2

RECEIVING	TARGETS	NO.	YARDS	YAC	TD	LONG
CJ Brown	4	4	50	17	0	31
Dazmin James	4	3	137	92	1	94
Isaac TeSlaa	5	3	107	40	0	56
Tyrell Reed Jr.	1	1	47	36	1	47
Krosse Johnson	2	0	0	0	0	0
Tyrone Broden	1	0	0	0	0	0
Braylen Russell	2	0	0	0	0	0
Rodney Hill	1	0	0	0	0	0
Totals	20	11	341	185	2	94

PUNTING	NO.	YARDS	AVG.	LONG	I20	TB
Devin Bale	4	193	48.3	53	2	0
Totals	4	193	48.3	53	2	0

FIELD GOALS	MADE	ATT	LONG	KICKS
Matthew Shipley	3	3	43	40,24,43



QB TAYLEN GREEN earned Liberty Bowl MVP honors after accounting for 422 total yards, including a program record 341 yards passing. His 94-yard TD pass to Dazmin James set a school and bowl record.

TEAM STATISTICS

	TTU	ARK	TTU	ARK
FIRST DOWNS	23	20	Punts (Number-Avg)	4-43.8 4-48.2
RUSHES-YARDS (NET)	37-217	45-218	Fumbles-Lost	0-0 2-1
PASSING YDS (NET)	280	341	Penalties-Yards	4-20 10-46
Passes Comp-Att-Int	20-34-2	11-21-0	Possession Time	30:22 29:38
TOTAL OFFENSE PLAYS-YARDS	71-497	66-559	Third-Down Conversions	5-12 7-14
Fumble Returns-Yards	0-0	0-0	Fourth-Down Conversions	0-2 1-1
Punt Returns-Yards	0-0	1-0	Red-Zone Scores-Chances	3-5 4-5
Kickoff Returns-Yards	2-36	2-24	Sacks By: Number-Yards	2-16 1-7
Interception Returns-Yards	0-0	2-73		

SCORING SUMMARY

	1	2	3	4	FINAL
Texas Tech	3	16	0	7	- 26
Arkansas	21	3	10	5	- 39

QTR. TEAM SCORING PLAY

- 1st ARK T.Green 12 yd rush (M.Shipley kick), 3-84, 01:29
- 1st TTU G.Garcia 37 yd FG, 6-56, 03:09
- 1st ARK B.Russell 1 yd rush (M.Shipley kick), 3-75, 01:05
- 1st ARK D.James 94 yd pass from T.Green (M.Shipley kick), 3-96, 01:23
- 2nd TTU I.Smith SAFETY, 01:14
- 2nd TTU J.Williams 54 yd rush (G.Garcia kick), 5-69, 02:10
- 2nd TTU J.Conyers 2 yd rush (G.Garcia kick), 8-98, 03:54
- 2nd ARK M.Shipley 40 yd FG, 11-53, 01:58
- 3rd ARK M.Shipley 34 yd FG, 10-78, 04:04
- 3rd ARK T.Reed Jr. 47 yd pass from T.Green (M.Shipley kick), 4-77, 02:17
- 4th ARK A.Juncaj SAFETY, 00:28
- 4th ARK M.Shipley 43 yd FG, 7-1, 03:53
- 4th TTU C.Eakin 15 yd pass from W.Hammond (G.Garcia kick), 6-70, 01:56

2024 TEAM & INDIVIDUAL STATISTICS



2024 SCHEDULE & RESULTS

DATE	OPPONENT	SCORE	OVERALL	SEC	TIME	ATTEND
Aug. 29	Ark.-Pine Bluff	W, 70-0	1-0	0-0	3:07	40,127
Sept. 7	at Oklahoma St.	L, 31-39 (OT2)	1-1	0-0	3:59	52,202
Sept. 14	UAB	W, 37-27	2-1	0-0	3:31	75,021
Sept. 21	at Auburn	W, 24-14	3-1	1-0	3:29	88,043
Sept. 28	vs Texas A&M	L, 17-21	3-2	1-1	3:22	60,928
Oct. 5	Tennessee	W, 19-14	4-2	2-1	3:45	75,573
Oct. 19	LSU	L, 10-34	4-3	2-2	3:18	75,893
Oct. 26	at Mississippi St.	W, 58-25	5-3	3-2	3:22	49,303
Nov. 2	Ole Miss	L, 31-63	5-4	3-3	3:33	72,894
Nov. 16	Texas	L, 10-20	5-5	3-4	3:04	74,929
Nov. 23	Louisiana Tech	W, 35-14	6-5	3-4	3:22	66,041
Nov. 30	at Missouri	L, 21-28	6-6	3-5	3:30	62,621
Dec. 27	vs Texas Tech	W, 39-26	7-6	3-5	3:33	37,764

TEAM STATISTICS

	ARKANSAS	OPPONENTS
SCORING	402	325
Points per game	30.9	25.0
Points Off Turnovers	27	86
FIRST DOWNS	314	259
Rushing	149	85
Passing	150	143
Penalty	15	31
RUSHING YARDAGE	2,402	1,679
Yards gained rushing	2,818	1,932
Yards lost rushing	416	253
Rushing attempts	494	463
Average per rush	4.9	3.6
Average per game	184.8	129.2
TDs Rushing	34	15
PASSING YARDAGE	3,571	3,210
Comp-Att-Int	255-414-9	259-418-10
Average per pass	8.6	7.7
Average per catch	14.0	12.4
Average per game	274.7	246.9
TDs Passing	16	22
TOTAL OFFENSE	5,973	4,889
Total plays	908	881
Average per play	6.6	5.5
Average per game	459.5	376.1
KICK RETURNS: #-YARDS	15-244	20-445
PUNT RETURNS: #-YARDS	11-68	9-52
INT RETURNS: #-YARDS	10-135	9-197
KICK RETURN AVERAGE	16.3	22.3
PUNT RETURN AVERAGE	6.2	5.8
INT RETURN AVERAGE	13.5	21.9
FUMBLES-LOST	30-14	11-5
PENALTIES-YARDS	93-778	85-701
Average per game	59.8	53.9
PUNTS-YARDS	41-1,855	61-2,408
Average per punt	45.2	39.5
Net punt average	43.0	36.7
KICKOFFS-YARDS	79-5,001	67-4,131
Average per kick	63.3	61.7
Net kick average	39.7	39.5
TIME OF POSSESSION / GAME	30:25	29:35
3RD-DOWN CONVERSION	72/165	65/181
3rd-down pct	43.6%	35.9%
4TH-DOWN CONVERSION	14/23	16/31
4th-down pct	60.8%	51.6%
SACKS BY-YARDS	26-161	36-255
MISC YARDS	0	0
TOUCHDOWNS SCORED	50	39
FIELD GOALS - ATTEMPTS	17-24	15-18
ON-SIDE KICKS	0-0	0-1
RED-ZONE SCORES	46-54 (85.1%)	38-47 (80.9%)
RED-ZONE TOUCHDOWNS	38-54 (70.4%)	26-47 (55.3%)
PAT-ATTEMPTS	49-49 (100%)	34-34 (100%)
2-POINT CONVERSION-ATTEMPTS	0-1 (0%)	5-5 (100%)
ATTENDANCE	480,478	252,169
Games / Avg per game	7/68,640	4/63,042
Neutral site games	-	2/49,346

SCORE BY QUARTERS	1ST	2ND	3RD	4TH	OT	TOTAL
Arkansas	103	104	86	109	0	402
Opponents	58	80	84	95	8	325

INDIVIDUAL STATISTICS

PASSING	GP	EFFIC	CMP-ATT-INT	PCT	YARDS	TD	LONG	AVG/G
Taylen Green	13	138.2	230-381-9	60.4	3,154	15	94	242.6
Malachi Singleton	5	194.2	21-28-0	75.0	358	1	45	71.6
KJ Jackson	1	223.9	4-4-0	100.0	59	0	18	59.0
Team	13	0.0	0-1-0	0.0	0	0	0	0.0
TOTAL	13	142.5	255-414-9	61.6	3,571	16	94	274.7
OPPONENTS	13	139.1	259-418-10	62.0	3,210	22	70	246.9

RUSHING	GP	ATT	GAIN	LOSS	NET	AVG	TD	LONG	AVG/G
Ja'Quinden Jackson	10	149	817	27	790	5.3	15	46	79.0
Taylen Green	13	156	906	304	602	3.9	8	41	46.3
Braylen Russell	10	67	366	12	354	5.3	3	75	35.4
Rashod Dubinion	8	56	351	16	335	6.0	2	23	41.9
Rodney Hill	10	28	190	6	184	6.6	2	70	18.4
Malachi Singleton	5	17	102	28	74	4.4	3	42	14.8
Tyrell Reed Jr.	3	6	36	0	36	6.0	1	10	12.0
Devin Bale	13	2	25	5	20	10.0	0	25	1.5
Isaiah Sategna	12	1	15	0	15	15.0	0	15	1.3
Jordan Anthony	12	2	7	0	7	3.5	0	4	0.6
KJ Jackson	1	1	3	0	3	3.0	0	3	3.0
Team	13	9	0	18	-18	-2.0	0	0	-1.4
TOTAL	13	494	2,818	416	2,402	4.9	34	75	184.8
OPPONENTS	13	463	1,932	253	1,679	3.6	15	54	129.2

RECEIVING	GP	NO.	YARDS	AVG	TD	LONG	AVG/G
Andrew Armstrong	11	78	1,140	14.6	1	43	103.6
Isaiah Sategna	12	37	491	13.3	1	58	40.9
Isaac TeSlaa	13	28	545	19.5	3	75	41.9
Luke Hasz	12	26	324	12.5	4	43	27.0
Rashod Dubinion	8	16	122	7.6	0	23	15.3
Tyrone Broden	13	15	197	13.1	1	22	15.2
Ja'Quinden Jackson	10	13	139	10.7	0	26	13.9
Rodney Hill	10	8	68	8.5	0	29	6.8
Jordan Anthony	12	8	111	13.9	1	27	9.3
CJ Brown	8	5	62	12.4	0	31	7.8
Andreas Paaske	10	3	19	6.3	2	11	1.9
Dazmin James	8	3	137	45.7	1	94	17.1
Braylen Russell	10	3	18	6.0	0	11	1.8
Khafre Brown	1	2	42	21.0	0	25	42.0
Ty Washington	7	2	25	12.5	1	23	3.6
Monte Harrison	11	2	29	14.5	0	18	2.6
Krosse Johnson	4	2	25	12.5	0	15	6.3
Var'Keyes Gumbs	5	1	0	0.0	0	0	0.0
Davion Dozier	1	1	13	13.0	0	13	13.0
Shamar Easter	1	1	16	16.0	0	16	16.0
Tyrell Reed Jr.	3	1	47	47.0	1	47	15.7
TOTAL	13	255	3,570	14.0	16	94	274.6
OPPONENTS	13	259	3,210	12.4	22	70	246.9

TOTAL OFFENSE	GP	PLAYS	RUSH	PASS	TOTAL	AVG/G
Taylen Green	13	537	602	3,154	3,756	288.9
Ja'Quinden Jackson	10	149	790	0	790	79.0
Malachi Singleton	5	45	74	358	432	86.4
Braylen Russell	10	67	354	0	354	35.4
Rashod Dubinion	8	56	335	0	335	41.9
Rodney Hill	10	28	184	0	184	18.4
KJ Jackson	1	5	3	59	62	62.0
Tyrell Reed Jr.	3	6	36	0	36	12.0
Devin Bale	13	2	20	0	20	1.5
Isaiah Sategna	12	1	15	0	15	1.3
Jordan Anthony	12	2	7	0	7	0.6
Team	13	0	-18	0	-18	-1.4
TOTAL	13	908	2,402	3,571	5,973	459.5
OPPONENTS	13	881	1,679	3,210	4,889	376.1



2024 INDIVIDUAL STATISTICS

2025 ARKANSAS FOOTBALL

PUNT RETURNS	NO.	YARDS	AVG	TD	LONG
Isaiah Sategna	10	68	6.8	0	33
Bryce Stephens	1	0	0.0	0	0
TOTAL	11	68	6.2	0	33
OPPONENTS	9	52	5.8	0	15

INTERCEPTIONS	NO.	YARDS	AVG	TD	LONG
TJ Metcalf	3	44	14.7	0	23
Hudson Clark	1	5	5.0	0	5
Doneiko Slaughter	1	0	0.0	0	0
Xavian Sorey	1	3	3.0	0	3
Jayden Johnson	1	10	10.0	0	10
Miguel Mitchell	1	47	47.0	0	47
Jaheim Singletary	1	0	0.0	0	0
Marquise Robinson	1	26	26.0	0	26
TOTAL	10	135	13.5	0	47
OPPONENTS	9	197	21.9	1	73

KICK RETURNS	NO.	YARDS	AVG	TD	LONG
Rodney Hill	8	132	16.5	0	28
Isaiah Sategna	3	52	17.3	0	30
Jordan Anthony	2	27	13.5	0	14
Dylan Hasz	1	13	13.0	0	13
Monte Harrison	1	20	20.0	0	20
TOTAL	15	244	16.3	0	30
OPPONENTS	20	445	22.3	0	42

FUMBLE RETURNS	NO.	YARDS	AVG	TD	LONG
Hudson Clark	1	0	0.0	0	0
Stephen Dix Jr.	1	0	0.0	0	0
Cameron Ball	1	0	0.0	0	0
Landon Jackson	1	0	0.0	0	0
Kee'yon Stewart	1	-2	-2.0	0	0
TOTAL	5	-2	-0.4	0	0
OPPONENTS	14	9	0.6	1	9

SCORING	TD	FGS	PATS					SAF	POINTS
			KICK	RUSH	RCV	PASS	DXP		
Ja'Quinden Jackson	15	-	-	-	-	-	-	90	
Matthew Shipley	-	10-12	26-26	-	-	-	-	56	
Taylen Green	8	-	-	-	-	-	-	48	
Kyle Ramsey	-	7-12	23-23	-	-	-	-	44	
Luke Hasz	4	-	-	-	-	-	-	24	
Isaac TeSlaa	3	-	-	-	-	-	-	18	
Malachi Singleton	3	-	-	-	-	-	-	18	
Braylen Russell	3	-	-	-	-	-	-	18	
Andreas Paaske	2	-	-	-	-	-	-	12	
Rodney Hill	2	-	-	-	-	-	-	12	
Rashod Dubinion	2	-	-	-	-	-	-	12	
Tyrell Reed Jr.	2	-	-	-	-	-	-	12	
Tyrone Broden	1	-	-	-	-	-	-	6	
Andrew Armstrong	1	-	-	-	-	-	-	6	
Ty Washington	1	-	-	-	-	-	-	6	
Isaiah Sategna	1	-	-	-	-	-	-	6	
Jordan Anthony	1	-	-	-	-	-	-	6	
Dazmin James	1	-	-	-	-	-	-	6	
Anton Juncaj	-	-	-	-	-	-	1	2	
TOTAL	50	17-24	49-49	0	0	0	1	402	
OPPONENTS	39	15-18	34-34	0	5	5	0	325	

FIELD GOALS	MADE-ATT	PCT	01-19	20-29	30-39	40-49	50-99	LONG	BLKD
Matthew Shipley	10-12	83.3	0-0	3-3	2-2	3-5	2-2	55	0
Kyle Ramsey	7-12	58.3	0-0	2-2	0-0	4-9	1-1	51	0
OPPONENTS	15-18	83.3	0-0	3-3	9-9	3-6	0-0	48	10

FG SEQUENCE	ARKANSAS	OPPONENTS	ARKANSAS	OPPONENTS
Oklahoma St.	41,(45),46	(45),(35),(38),41	Mississippi St.	(27),(32),(29)
UAB	(28),(51),45,(40)	(27),(23)	Ole Miss	(55),45
Auburn	41,(43)		Texas	(44)
Texas A&M	(45)		Texas Tech	(40),(34),(43)
Tennessee	(20),44,(23)		Louisiana Tech	
LSU	42,(51)	(33),(48),(33),(47)	Missouri	(28),(34)

Numbers in parentheses indicate field goal was made.

PUNTING	NO.	YARDS	AVG	LONG	TB	FC	I20	50+	BLKD
Devin Bale	41	1855	45.2	66	2	12	11	15	0
TOTAL	41	1855	45.2	66	2	12	11	15	0
OPPONENTS	61	2408	39.5	58	6	30	21	5	0

KICKOFFS	NO.	YARDS	AVG	TB	OB	RETN	NET	YDLN
Devin Bale	76	4809	63.3	48	1	-	-	-
Charlie Von Der Meden	3	192	64.0	2	0	-	-	-
TOTAL	79	5001	63.3	50	1	20	39.7	25
OPPONENTS	67	4131	61.7	46	2	16	39.5	25

ALL PURPOSE	GP	RUSH	RCV	PR	KR	IR	TOTAL	AVG/G
Andrew Armstrong	11	0	1140	0	0	0	1140	103.6
Ja'Quinden Jackson	10	790	139	0	0	0	929	92.9
Isaiah Sategna	12	15	491	68	52	0	626	52.2
Taylen Green	13	602	0	0	0	0	602	46.3
Isaac TeSlaa	13	0	545	0	0	0	545	41.9
Rashod Dubinion	8	335	122	0	0	0	457	57.1
Rodney Hill	10	184	68	0	132	0	384	38.4
Braylen Russell	10	354	18	0	0	0	372	37.2
Luke Hasz	12	0	324	0	0	0	324	27.0
Tyrone Broden	13	0	197	0	0	0	197	15.2
Jordan Anthony	12	7	111	0	27	0	145	12.1
Dazmin James	8	0	137	0	0	0	137	17.1
Tyrell Reed Jr.	3	36	47	0	0	0	83	27.7
Malachi Singleton	5	74	0	0	0	0	74	14.8
CJ Brown	8	0	62	0	0	0	62	7.8
Monte Harrison	11	0	29	0	20	0	49	4.5
Miguel Mitchell	5	0	0	0	0	47	47	9.4
TJ Metcalf	12	0	0	0	0	44	44	3.7
Khafre Brown	1	0	42	0	0	0	42	42.0
Marquise Robinson	12	0	0	0	0	26	26	2.2
Ty Washington	7	0	25	0	0	0	25	3.6
Krosse Johnson	4	0	25	0	0	0	25	6.3
Devin Bale	13	20	0	0	0	0	20	1.5
Andreas Paaske	10	0	19	0	0	0	19	1.9
Shamar Easter	1	0	16	0	0	0	16	16.0
Davion Dozier	1	0	13	0	0	0	13	13.0
Dylan Hasz	12	0	0	0	13	0	13	1.1
Jayden Johnson	13	0	0	0	0	10	10	0.8
Hudson Clark	10	0	0	0	0	5	5	0.5
Xavian Sorey	13	0	0	0	0	3	3	0.2
KJ Jackson	1	3	0	0	0	0	3	3.0
Team	13	-18	0	0	0	0	-18	-1.4
TOTAL	13	2402	3570	68	244	135	6419	493.8
OPPONENTS	13	1679	3210	52	445	197	5583	429.5



TAYLEN GREEN accumulated 3,756 (602 rushing, 3,154 passing, 23 TD) yards of total offense in 2024, good for second-most in a single season in program history behind only QB Ryan Mallett's school-record mark of 3,795 (-74 rushing, 3,869 passing, 36 TD) in 2010.



2024 INDIVIDUAL DEFENSIVE STATISTICS

#	PLAYER	GP	TACKLES			TFL/YDS	SACKS		PASS DEFENSE		FUMBLES		BLOCKED	
			UA	A	TOT		NO-YDS	INT-YDS	BRUP	OBH	FR-YDS	FF	KICK	SAF
10	Xavian Sorey	13	40	59	99	9.5-29	2-12	1-3	1	3				
3	Doneiko Slaughter	13	44	36	80	3-12	1-6	1-0	6			1		
14	Stephen Dix Jr.	13	23	49	72	2.5-14	2-14		1	3	1-0			
18	TJ Metcalf	12	29	28	57	1-3		3-44	7			1		
8	Jayden Johnson	13	26	31	57	3.5-10	1-5	1-10	5			1		
22	Brad Spence	12	26	28	54	6-25	4.5-23		1	1				
30	Larry Worth III	13	20	34	54	1.5-3	0.5-2		2			1		
40	Landon Jackson	12	27	22	49	9.5-54	6.5-45		3	9	1-0	1	1	
5	Cameron Ball	13	22	25	47	4-18	1.5-9			2	1-0			
50	Eric Gregory	12	17	25	42	5-18	3-14		1	5				
17	Hudson Clark	10	17	20	37	1.5-10		1-5	5		1-0	1		
13	Marquise Robinson	12	20	16	36			1-26	7					
15	Jaheim Singletary	10	14	11	25			1-0	2					
25	Anthony Switzer	10	13	10	23	1.5-4						1		
0	Nico Davillier	10	8	15	23	1.5-5	1-4			4				
1	Kee'yon Stewart	13	15	7	22				3		1-2			
16	Miguel Mitchell	5	13	7	20	0.5-1		1-47						
4	Anton Juncaj	11	7	12	19	3.5-13	1-7							1
93	Keivie Rose	13	4	15	19	1-1			1	1				
97	Quincy Rhodes Jr.	12	6	9	15	2-8	1-7		1	5				
95	Ian Geffrard	12	4	9	13	1.5-3								
7	Bradley Shaw	12	4	8	12	2.5-18	1-13			1				
37	Devin Bale	13	3	1	4									
43	Brooks Both	13	1	3	4									
98	Danny Saili	7	1	3	4									
27	Ahkhari Johnson	10	2		2									
9	Charlie Collins	13	2		2					1				
30	Ashton Ngo	13	2		2									
10	Taylen Green	13	1		1									
0	Braylen Russell	10	1		1									
24	Tevis Metcalf	12		1	1									
19	Dallas Young	12	1		1									
33	Dylan Hasz	12	1		1									
23	Carson Dean	2		1	1									
4	Isaac TeSlaa	13		1	1									
2	Andrew Armstrong	11	1		1									
72	Joshua Braun	12	1		1									
39	Aidan McCowan	1							1					
2	Selman Bridges	7							1					
11	Jaylon Braxton	2							2					
TOTALS		13	416	486	902	61-249	26-161	10-135	50	35	5(-2)	7	1	1
OPPONENTS		13	439	468	907	83-383	36-255	9-197	62	54	14-9	18	0	1



ANDREW ARMSTRONG was the first Razorback in program history to lead the SEC in receptions (78), yards (1,140) and receiving yards per game (103.6) in 2024



XAVIAN SOREY JR. led Arkansas with 99 total tackles (40 solo, 59 assists) and registered 9.5 tackles for loss during his first season on The Hill.

TAKEAWAYS/GIVEAWAYS

OPPONENT	TAKEAWAYS				GIVEAWAYS				MARGIN
	FUMBLES	INT	TOT	PTS OFF	FUMBLES	INT	TOT	PTS OFF	
UAPB	0	0	0	0	0	0	0	0	--
at Oklahoma State	0	1	1	0	2	1	3	18	-2
UAB	0	1	1	0	0	1	1	7	0
at Auburn	1	4	5	10	0	2	2	0	+3
vs. Texas A&M	0	0	0	0	2	1	3	7	-3
Tennessee	0	0	0	0	0	0	0	0	--
LSU	0	0	0	0	2	1	3	11	-3
at Mississippi State	3	2	5	28	0	1	1	8	+4
Ole Miss	0	0	0	0	2	0	2	14	-2
Texas	0	0	0	0	1	1	2	7	-2
Louisiana Tech	1	0	1	0	2	1	3	0	-2
at Missouri	0	0	0	0	2	0	2	14	-2
vs. Texas Tech	0	2	2	3	1	0	1	0	+1
TOTAL	5	10	15	41	14	9	23	86	-8



2024 GAME-BY-GAME PARTICIPATION

2025 ARKANSAS FOOTBALL

#	PLAYER	GP/GS	UAPB	OSU	UAB	AUB	TAM	UT	LSU	MSU	UM	TX	LT	MO	TTU
0	Nico Davillier	10/6	START	START	START	START	START	X	START	X	X	X	DNP	DNP	DNP
0	Braylen Russell	10/2	X	X	X	X	X	START	X	START	X	DNP	DNP	DNP	X
1	Key'yon Stewart	13/5	X	X	X	X	START	X	X	X	X	START	START	START	START
1	Jaeodon Wilson	1/0	X	DNP	DNP	DNP	DNP	DNP	DNP	DNP	DNP	DNP	DNP	DNP	DNP
2	Andrew Armstrong	11/11	DNP	START	START	START	START	START	START	START	START	START	START	START	DNP
2	Selman Bridges	7/0	X	X	X	X	DNP	DNP	DNP	X	DNP	DNP	DNP	X	X
3	Doneiko Slaughter	13/13	START	START	START	START	START	START	START	START	START	START	START	START	START
3	Malachi Singleton	5/0	X	DNP	DNP	X	DNP	X	DNP	X	X	DNP	DNP	DNP	DNP
4	Isaac TeSlaa	13/5	START	X	X	X	X	X	X	X	START	X	START	START	START
4	Anton Juncaj	11/3	X	X	X	X	X	X	START	START	DNP	DNP	X	START	
5	Tyrone Broden	13/9	START	START	START	START	START	START	START	START	X	START	X	X	X
5	Cameron Ball	13/13	START	START	START	START	START	START	START	START	START	START	START	START	START
6	Isaiah Sategna	12/10	START	START	START	START	X	START	START	X	START	START	START	START	DNP
6	Kavion Henderson	1/0	X	DNP	DNP	DNP	DNP	DNP	DNP	DNP	DNP	DNP	DNP	DNP	DNP
7	Rashod Dubinion	8/4	X	DNP	DNP	DNP	DNP	X	X	X	START	START	START	START	DNP
7	Bradley Johnson	12/0	X	DNP	DNP	X	X	X	X	X	X	X	X	X	X
8	Jayden Johnson	13/11	START	START	START	START	START	START	START	START	START	START	X	X	
8	Ty Washington	7/1	X	X	X	X	START	X	DNP	X	DNP	DNP	DNP	DNP	DNP
9	Luke Hasz	12/10	START	START	START	START	X	START	START	X	START	START	START	START	DNP
9	Charlie Collins	13/0	X	X	X	X	X	X	X	X	X	X	X	X	X
10	Taylen Green	13/13	START	START	START	START	START	START	START	START	START	START	START	START	START
10	Xavian Sorey	13/13	START	START	START	START	START	START	START	START	START	START	START	START	START
11	Jordan Anthony	12/1	X	X	X	X	X	X	X	X	X	START	X	X	DNP
11	Jaylon Braxton	2/2	START	START	DNP	DNP	DNP	DNP	DNP	DNP	DNP	DNP	DNP	DNP	DNP
13	Rykar Acebo	0/0	DNP	DNP	DNP	DNP	DNP	DNP	DNP	DNP	DNP	DNP	DNP	DNP	DNP
13	Marquise Robinson	12/8	START	DNP	START	START	START	START	START	START	START	X	X	X	X
14	Stephen Dix Jr.	13/10	X	X	X	START	START	START	START	START	START	START	START	START	START
14	Bryce Stephens	10/0	X	X	X	DNP	X	X	DNP	X	X	X	DNP	X	
15	Jahiem Singleary	10/6	X	START	START	START	X	START	START	X	START	DNP	DNP	DNP	X
15	KJ Jackson	1/0	X	DNP	DNP	DNP	DNP	DNP	DNP	DNP	DNP	DNP	DNP	DNP	DNP
16	Miguel Mitchell	5/2	DNP	DNP	DNP	DNP	DNP	DNP	X	X	X	START	DNP	DNP	START
16	Blake Boda	0/0	DNP	DNP	DNP	DNP	DNP	DNP	DNP	DNP	DNP	DNP	DNP	DNP	DNP
17	Hudson Clark	10/5	X	X	DNP	DNP	DNP	X	START	X	START	START	START	START	START
17	CJ Brown	8/1	X	X	X	X	X	DNP	DNP	X	DNP	X	DNP	DNP	START
18	TJ Metcalf	12/11	START	START	START	START	START	START	START	START	X	START	START	START	DNP
18	Krosse Johnson	4/0	X	X	DNP	DNP	DNP	DNP	X	DNP	DNP	DNP	DNP	DNP	X
19	Dallas Young	12/0	X	X	X	X	X	X	X	X	X	X	X	X	DNP
19	Austin Ledbetter	0/0	DNP	DNP	DNP	DNP	DNP	DNP	DNP	DNP	DNP	DNP	DNP	DNP	DNP
20	Rodney Hill	10/1	X	X	X	X	X	DNP	DNP	DNP	X	X	X	X	START
20	Alex Sanford	12/0	X	X	X	X	X	X	X	X	X	X	X	X	DNP
21	Emmanuel Crawford	0/0	DNP	DNP	DNP	DNP	DNP	DNP	DNP	DNP	DNP	DNP	DNP	DNP	DNP
22	Ja'Quinden Jackson	10/7	START	START	START	START	START	START	DNP	DNP	X	X	X	DNP	
22	Brad Spence	12/4	START	START	START	X	X	X	X	X	X	X	X	START	DNP
23	Carson Bean	2/0	X	DNP	DNP	DNP	DNP	DNP	DNP	DNP	DNP	DNP	DNP	X	DNP
23	Zach Taylor	0/0	DNP	DNP	DNP	DNP	DNP	DNP	DNP	DNP	DNP	DNP	DNP	DNP	DNP
24	JuJu Pope	0/0	DNP	DNP	DNP	DNP	DNP	DNP	DNP	DNP	DNP	DNP	DNP	DNP	DNP
24	Tevis Metcalf	12/0	X	X	X	X	X	X	X	X	X	X	X	X	DNP
25	Anthony Switzer	10/0	X	X	X	X	X	X	X	X	X	DNP	DNP	DNP	X
26	Christian Ford	0/0	DNP	DNP	DNP	DNP	DNP	DNP	DNP	DNP	DNP	DNP	DNP	DNP	DNP
26	Cade Fields	0/0	DNP	DNP	DNP	DNP	DNP	DNP	DNP	DNP	DNP	DNP	DNP	DNP	DNP
27	Ahkhari Johnson	10/0	X	DNP	X	X	X	X	X	X	X	DNP	X	DNP	X
28	Jezeel Bachert	1/0	DNP	DNP	DNP	DNP	DNP	DNP	DNP	DNP	DNP	DNP	X	DNP	DNP
28	Justin Logan	0/0	DNP	DNP	DNP	DNP	DNP	DNP	DNP	DNP	DNP	DNP	DNP	DNP	DNP
29	Tyrell Reed Jr.	3/0	X	DNP	DNP	DNP	DNP	X	DNP	DNP	DNP	DNP	DNP	DNP	X
29	Jaden Allen	0/0	DNP	DNP	DNP	DNP	DNP	DNP	DNP	DNP	DNP	DNP	DNP	DNP	DNP
30	Var'Keyes Gumms	5/0	X	DNP	X	X	X	X	DNP	DNP	DNP	DNP	DNP	DNP	DNP
30	Larry Worth III	13/5	X	X	X	X	X	START	X	X	X	START	START	START	START
30	Ashton Ngo	13/0	X	X	X	X	X	X	X	X	X	X	X	X	X
31	Spencer Henslee	0/0	DNP	DNP	DNP	DNP	DNP	DNP	DNP	DNP	DNP	DNP	DNP	DNP	DNP
32	Landon Phipps	1/0	DNP	DNP	DNP	DNP	DNP	DNP	DNP	DNP	DNP	DNP	DNP	DNP	X
33	Dylan Hasz	12/0	X	X	X	X	X	X	X	X	X	X	X	X	DNP
34	Jabrae Shaw	1/0	X	DNP	DNP	DNP	DNP	DNP	DNP	DNP	DNP	DNP	DNP	DNP	DNP
35	Brooks Yurachek	2/0	X	DNP	DNP	DNP	DNP	DNP	DNP	DNP	DNP	DNP	DNP	DNP	X
36	Matthew Shipley	8/0	DNP	DNP	DNP	DNP	DNP	X	X	X	X	X	X	X	X
37	Devin Bale	13/0	X	X	X	X	X	X	X	X	X	X	X	X	X
38	Anton Pierce	0/0	DNP	DNP	DNP	DNP	DNP	DNP	DNP	DNP	DNP	DNP	DNP	DNP	DNP
39	Aidan McCowan	1/0	X	DNP	DNP	DNP	DNP	DNP	DNP	DNP	DNP	DNP	DNP	DNP	DNP
39	Kyle Ramsey	6/0	X	X	X	X	X	X	DNP	DNP	DNP	DNP	DNP	DNP	DNP
40	Landon Jackson	12/12	START	START	START	START	START	START	START	START	START	START	START	START	DNP
41	Kyle Thompson	2/0	DNP	DNP	DNP	DNP	DNP	DNP	X	DNP	DNP	DNP	DNP	X	
42	Wyatt Simmons	1/0	DNP	DNP	DNP	DNP	DNP	DNP	DNP	DNP	DNP	DNP	DNP	DNP	X
43	Brooks Both	13/0	X	X	X	X	X	X	X	X	X	X	X	X	X

#	PLAYER	GP/GS	UAPB	OSU	UAB	AUB	TAM	UT	LSU	MSU	UM	TX	LT	MO	TTU
44	Kaden Henley	1/0	X	DNP	DNP	DNP	DNP	DNP	DNP	DNP	DNP	DNP	DNP	DNP	DNP
45	Max Schmidly	0/0	DNP	DNP	DNP	DNP	DNP	DNP	DNP	DNP	DNP	DNP	DNP	DNP	DNP
45	Preston Davis	0/0	DNP	DNP	DNP	DNP	DNP	DNP	DNP	DNP	DNP	DNP	DNP	DNP	DNP
46	Charlie Von Der Meden	1/0	X	DNP	DNP	DNP	DNP	DNP	DNP	DNP	DNP	DNP	DNP	DNP	DNP
47	Maddox Lassiter	13/1	X	X	X	X	X	X	X	X	X	X	X	X	START
47	Braylon Watson	0/0	DNP	DNP	DNP	DNP	DNP	DNP	DNP	DNP	DNP	DNP	DNP	DNP	DNP
48	Joseph Whitt	0/0	DNP	DNP	DNP	DNP	DNP	DNP	DNP	DNP	DNP	DNP	DNP	DNP	DNP
49	John Paul Pickens	0/0	DNP	DNP	DNP	DNP	DNP	DNP	DNP	DNP	DNP	DNP	DNP	DNP	DNP
50	Eric Gregory	12/12	START	START	START	START	START	START	START	START	START	START	START	START	DNP
50	Kobe Branham	5/1	DNP	DNP	DNP	DNP	DNP	DNP	DNP	X	DNP	X	X	X	START
52	Donovan Whitten	0/0	DNP	DNP	DNP	DNP	DNP	DNP	DNP	DNP	DNP	DNP	DNP	DNP	DNP
53	TyKieast Crawford	1/0	X	DNP	DNP	DNP	DNP	DNP	DNP	DNP	DNP	DNP	DNP	DNP	DNP
54	Keyshawn Blackstock	12/9	START	START	START	START	START	START	START	X	X	X	START	DNP	START
55	Fernando Carmona	13/13	START	START	START	START	START	START	START	START	START	START	START	START	START
55	JJ Hollingsworth	1/0	X	DNP	DNP	DNP	DNP	DNP	DNP	DNP	DNP	DNP	DNP	DNP	DNP
56	Amaury Wiggins	3/0	X	DNP	X	DNP	DNP	DNP	DNP	DNP	DNP	DNP	DNP	DNP	DNP
57	Mason Schueck	0/0	DNP	DNP	DNP	DNP	DNP	DNP	DNP	DNP	DNP	DNP	DNP	DNP	DNP
57	Zuri Madison	0/0	DNP	DNP	DNP	DNP	DNP	DNP	DNP	DNP	DNP	DNP	DNP	DNP	DNP
58	Timothy Dawn	0/0	DNP	DNP	DNP	DNP	DNP	DNP	DNP	DNP	DNP	DNP	DNP	DNP	DNP
60	Jonas Nantze	0/0	DNP	DNP	DNP	DNP	DNP	DNP	DNP	DNP	DNP	DNP	DNP	DNP	DNP
62	Alex Johnson	0/0	DNP	DNP	DNP	DNP	DNP	DNP	DNP	DNP	DNP	DNP	DNP	DNP	DNP
63	Addison Nichols	12/12	START	START	START	START	START	START	START	START	START	START	START	START	DNP
65	Aaron Smith	0/0	DNP	DNP	DNP	DNP	DNP	DNP	DNP	DNP	DNP	DNP	DNP	DNP	DNP
66	Payton Parks-Smith	0/0	DNP	DNP	DNP	DNP	DNP	DNP	DNP	DNP	DNP	DNP	DNP	DNP	DNP
72	Joshua Braun	12/12	START	START	START	START	START	START	START	START	START	START	START	START	DNP
73	Brooks Edmonson	13/1	X	X	X	X	X	X	X	X	X	X	X	X	START
74	Luke Brown	0/0	DNP	DNP	DNP	DNP	DNP	DNP	DNP	DNP	DNP	DNP	DNP	DNP	DNP
75	Patrick Kutas	4/4	DNP	DNP	DNP	DNP	DNP	DNP	DNP	START	START	START	START	START	DNP
76	E'Marion Harris	13/13	START	START	START	START	START	START	START	START	START	START	START	START	START
78	Joe More	13/0	X	X	X	X	X	X	X	X	X	X	X	X	X
79	Tommy Varhall	2/0	DNP	DNP	DNP	DNP	DNP	DNP	DNP	DNP	DNP	DNP	DNP	X	DNP
80	Shamar Easter	1/0	X	DNP	DNP	DNP	DNP	DNP	DNP	DNP	DNP	DNP	DNP	DNP	DNP
81	Alexis Paaske	10/2	X	X	X	DNP	DNP	DNP	X	START	X	X	X	X	START
82	Monte Harrison	11/0	X	X	X	X	DNP	X	X	X	X	X	X	X	DNP
83	Dazmin James	8/0	X	DNP	DNP	X	X	X	X	DNP	DNP	X	X	DNP	X
85	Jace Petty	0/0	DNP	DNP	DNP	DNP	DNP	DNP	DNP	DNP	DNP	DNP	DNP	DNP	DNP
86	Walker Catsaviv	0/0	DNP	DNP	DNP	DNP	DNP	DNP	DNP	DNP	DNP	DNP	DNP	DNP	DNP
87	Kamron Bibby	1/0	X	DNP	DNP	DNP	DNP	DNP	DNP	DNP	DNP	DNP	DNP	DNP	DNP
88	Davion Dozier	1/0	X	DNP	DNP	DNP	DNP	DNP	DNP	DNP	DNP	DNP	DNP	DNP	DNP
89	Khafre Brown	1/0	X	DNP	DNP	DNP	DNP	DNP	DNP	DNP	DNP	DNP	DNP	DNP	DNP
90	Vito Calvaruso	0/0	DNP	DNP	DNP	DNP	DNP	DNP	DNP	DNP	DNP	DNP	DNP	DNP	DNP
93	Keivie Rose	13/1	X	X	X	X	X	X	X	X	X	X	X	X	START
94	Jon Hill	1/0	X	DNP	DNP	DNP	DNP	DNP	DNP	DNP	DNP	DNP	DNP	DNP	DNP
95	Ian Geffrard	12/0	X	DNP	X	X									



2024 MISCELLANEOUS STATISTICS

CAREER STARTS

OFFENSE	2024	2023	2022	2021	2020	2019	TOT	CONS
Isaac TeSlaa, WR, *Sr.	5	12	11	11	2	-	41	3
Joe More, OL, *R-Sr.	-	0	11	11	4	10	36	-
Andrew Armstrong, WR, *R-Sr.	11	12	10	3	-	-	36	-
Fernando Carmona, OL, R-Jr.	13	12	12	0	-	-	37	37
Tyrone Broden, WR, *R-Sr.	9	4	7	9	5	0	34	-
Taylen Green, QB, R-Jr.	13	12	10	0	-	-	35	13
Joshua Braun, OL, R-Sr.	12	12	0	7	0	-	31	-
Ja'Quinden Jackson, RB, R-Sr.	7	11	0	0	-	-	18	-
Luke Hasz, TE, So.	10	5	-	-	-	-	15	-
Patrick Kutas, OL, Jr.	4	9	0	-	-	-	13	-
E'Marion Harris, OL, R-So.	13	0	-	-	-	-	13	13
Addison Nichols, OL, R-So.	12	0	-	-	-	-	12	-
Isaiah Sategna, WR, R-So.	10	1	-	-	-	-	11	-
Ty'Kieast Crawford, OL, *Sr.	-	4	2	0	3	-	9	-
Keyshawn Blackstock, OL, R-Jr.	9	0	0	-	-	-	9	1
Rashod Dubinion, RB, Jr.	4	2	1	-	-	-	7	-
Andreas Paaske, TE, Sr.	2	3	0	-	-	-	5	1
Braylen Russell, RB, Fr.	2	-	-	-	-	-	2	-
Jordan Anthony, WR, R-So.	1	0	-	-	-	-	1	-
Kobe Branham, OL, Fr.	1	-	-	-	-	-	1	1
C.J. Brown, WR, Fr.	1	-	-	-	-	-	1	1
Brooks Edmonson, OL, R-Fr.	1	-	-	-	-	-	1	1
Rodney Hill, RB, R-So.	1	0	-	-	-	-	1	1
Maddox Lassiter, TE, R-Fr.	1	-	-	-	-	-	1	1

DEFENSE	2024	2023	2022	2021	2020	2019	TOT	CONS
Eric Gregory, DL, *R-Sr.	12	12	10	3	7	-	44	-
Hudson Clark, DB, *R-Sr.	5	10	10	4	7	-	36	4
Keivie Rose, DL, *R-Sr.	1	2	12	12	8	0 (1)	35	1
Jayden Johnson, DB, Sr.	11	12	7	3	-	-	33	-
Landon Jackson, DL, Sr.	12	12	7	0	-	-	31	-
Anton Juncaj, DL, *Sr.	3	15	7	-	-	7	32	1
Marquise Robinson, DB, Sr.	8	12	9	-	-	-	29	-
Doneiko Slaughter, DB, *Sr.	13	7	7	0	1	-	28	13
Anthony Switzer, DB, *R-Sr.	-	12	-	7	6	2	27	-
Stephen Dix, LB, R-Sr.	10	7	-	0	5	0	22	10
Cam Ball, DL, R-Jr.	13	6	1	-	-	-	20	17
Xavian Sorey Jr., LB, R-Jr.	13	2	0	0	-	-	15	13
TJ Metcalf, DB, So.	11	0	-	-	-	-	11	-
Miguel Mitchell, DB, Jr.	2	8	1	-	-	-	11	1
Jaheim Singletary, DB, R-So.	6	4	0	-	-	-	10	-
Larry Worth, LB, Jr.	5	5	0	-	-	-	10	4
Jaylon Braxton, DB, So.	2	6	-	-	-	-	8	-
Kee'yon Stewart, DB, *R-Sr.	5	2	0	1	1	0	9	4
Nico Davillier, DL, Jr.	6	0	0	-	-	-	6	-
Brad Spence, LB, So.	4	1	-	-	-	-	5	-
Quincy Rhodes Jr., DL, So.	1	0	-	-	-	-	1	1

ARKANSAS INSIDE THE OPPONENT REDZONE

	TIMES		TOTAL		RUSH		PASS		FG		FG		-----FAILED TO SCORE-----			
	IN RZ	SCORED	PTS	TDS	TDS	TDS	MADE	ATT	MADE	ATT	DOWN	INT	FUMB	HALF	GAME	
Ark.-Pine Bluff	7	7	49	7	6	1	0	0	0	0	0	0	0	0	0	
at Oklahoma St.	6	3	21	3	3	0	0	2	1	0	0	0	0	0	0	
UAB	6	5	31	4	4	0	1	2	0	0	0	0	0	0	0	
at Auburn	4	2	14	2	2	0	0	1	1	0	0	0	0	0	0	
vs Texas A&M	1	1	7	1	1	0	0	0	0	0	0	0	0	0	0	
Tennessee	5	4	19	2	2	0	2	2	1	0	0	0	0	0	0	
LSU	0	0	0	0	0	0	0	0	0	0	0	0	0	0	0	
at Mississippi St.	9	9	51	6	2	4	3	3	0	0	0	0	0	0	0	
Ole Miss	4	4	28	4	3	1	0	0	0	0	0	0	0	0	0	
Texas	1	1	7	1	1	0	0	0	0	0	0	0	0	0	0	
Louisiana Tech	3	3	21	3	2	1	0	0	0	0	0	0	0	0	0	
at Missouri	3	3	21	3	3	0	0	0	0	0	0	0	0	0	0	
vs Texas Tech	5	4	20	2	2	0	2	2	0	0	0	0	0	0	1	
TOTAL	54	46	289	38	31	7	8	12	3	0	0	0	0	0	1	

TOTALS 46 OF 54 (85.2)

OPPONENTS INSIDE THE ARKANSAS REDZONE

	TIMES		TOTAL		RUSH		PASS		FG		-----FAILED TO SCORE-----				
	IN RZ	SCORED	PTS	TDS	TDS	TDS	MADE	ATT	MADE	ATT	DOWN	INT	FUMB	HALF	GAME
Ark.-Pine Bluff	0	0	0	0	0	0	0	0	0	0	0	0	0	0	0
Oklahoma St.	7	6	32	3	2	1	3	3	1	0	0	0	0	0	0
UAB	3	3	13	1	0	1	2	2	0	0	0	0	0	0	0
Auburn	1	1	7	1	0	1	0	0	0	0	0	0	0	0	0
Texas A&M	2	2	14	2	1	1	0	0	0	0	0	0	0	0	0
Tennessee	3	2	14	2	2	0	0	0	1	0	0	0	0	0	0
LSU	6	5	28	3	3	0	2	2	1	0	0	0	0	0	0
Mississippi St.	4	2	11	1	1	0	1	1	1	0	1	0	1	0	0
Ole Miss	6	5	35	5	1	4	0	0	1	0	0	0	0	0	0
Texas	3	3	17	2	0	2	1	1	0	0	0	0	0	0	0
Louisiana Tech	3	2	14	2	0	2	0	1	0	0	0	0	0	0	0
Missouri	4	4	20	2	2	0	2	2	0	0	0	0	0	0	0
Texas Tech	5	3	17	2	1	1	1	1	1	1	1	0	0	0	0
TOTAL	47	38	222	26	13	13	12	13	6	1	1	0	0	0	0

TOTALS 38 OF 47 (80.9)

SCORING DRIVE BREAKDOWN

YARDAGE	ARKANSAS		OPPONENT	
	TD	FG	TD	FG
No drive	-	-	2	-
Neg. Yards	-	1	-	-
0-9	-	1	1	-
10-19	1	1	2	-
20-29	2	1	2	1
30-39	-	2	2	3
40-49	3	3	2	-
50-59	2	2	-	5
60-69	7	4	7	3
70-79	22	3	16	2
80-89	10	-	4	-
90-99	3	-	1	-
Totals	50	17	39	15

THREE & OUT DRIVES

	ARKANSAS		OPPONENT	
	THREE-&-OUTS/DRIVES	PERCENTAGE	THREE-&-OUTS/DRIVES	PERCENTAGE
UAPB	0/10	(0%)	4/11	(36.4%)
at Oklahoma State	1/15	(6.7%)	3/14	(21.4%)
UAB	0/10	(0%)	2/10	(20.0%)
at Auburn	2/13	(15.4%)	2/13	(15.4%)
vs. Texas A&M	4/13	(30.8%)	5/14	(35.7%)
Tennessee	3/11	(27.3%)	3/11	(27.3%)
LSU	1/10	(10.0%)	0/10	(0%)
at Mississippi State	1/13	(7.7%)	0/13	(0%)
Ole Miss	3/13	(23.1%)	0/12	(0%)
Texas	3/11	(27.3%)	4/11	(36.4%)
Louisiana Tech	2/14	(14.3%)	6/15	(40.0%)
at Missouri	2/10	(20.0%)	2/10	(20.0%)
vs. Texas Tech	3/14	(21.4%)	2/13	(15.4%)
TOTALS	25/157	(15.9%)	33/157	(21.0%)

20+ YARD BREAKDOWN

LONG PLAYS BY YARDS	100+	90-99	80-89	70-79	60-69	50-59	40-49	30-39	20-29	TOTAL
	NO.	0	1	0	3	0	3	7	16	50
TD	0	1	0	1	0	0	4	1	5	12

LONG PLAYS BY TYPE	RUSH	PASS	PUNT RET	KICK RET	INT	FUMBLE RET	TOTAL
	NO.	23	52	1	2	2	0
TD	4	8	0	0	0	0	12

LONGEST PLAYS OF THE YEAR

Rushing	75	Braylen Russell at Mississippi State (10/26/24)
Rushing Touchdown	46	Ja'Quinden Jackson vs. UAPB (8/29/24)
Passing	94	Dazmin James from Taylen Green vs. Texas Tech (12/27/24)
Passing Touchdown	94	Dazmin James from Taylen Green vs. Texas Tech (12/27/24)
Punt Return	33	Isaiah Sategna vs. UAPB (8/29/24)
Kick Return	30	Isaiah Sategna vs. UAPB (8/29/24)
Interception Return	47	Miguel Mitchell vs. Texas Tech (12/27/24)
Fumble Return	0	Four Tied



2024 SCORING DRIVES

ARKANSAS SCORING DRIVES

OPPONENT	START	PLAYS	YARDS	TIME	SCORING PLAY
UAPB	ARK34	8	66	02:46	*TOUCHDOWN
UAPB	UAPB40	5	40	02:21	*TOUCHDOWN
UAPB	ARK40	3	60	01:11	*TOUCHDOWN
UAPB	UAPB40	7	40	02:05	*TOUCHDOWN
UAPB	ARK35	6	65	02:54	*TOUCHDOWN
UAPB	ARK19	6	81	03:09	*TOUCHDOWN
UAPB	ARK23	7	77	01:33	*TOUCHDOWN
UAPB	ARK33	6	67	02:18	*TOUCHDOWN
UAPB	ARK14	12	86	10:17	*TOUCHDOWN
UAPB	ARK10	10	90	03:35	*TOUCHDOWN
at Oklahoma State	OSU45	6	45	02:54	*TOUCHDOWN
at Oklahoma State	ARK17	8	83	03:12	*TOUCHDOWN
at Oklahoma State	ARK25	7	75	03:45	*TOUCHDOWN
at Oklahoma State	ARK25	3	75	01:12	*TOUCHDOWN
at Oklahoma State	ARK25	8-	8	00:55	*FIELD GOAL
UAB	UAB23	7-	3	02:01	*FIELD GOAL
UAB	ARK25	12	75	05:34	*TOUCHDOWN
UAB	ARK31	6	69	02:25	*TOUCHDOWN
UAB	ARK25	6	42	00:50	*FIELD GOAL
UAB	ARK16	11	84	04:56	*TOUCHDOWN
UAB	ARK12	7	66	03:02	*FIELD GOAL
UAB	ARK25	7	75	03:19	*TOUCHDOWN
at Auburn	ARK19	15	81	07:05	*TOUCHDOWN
at Auburn	ARK25	9	75	03:41	*TOUCHDOWN
at Auburn	AUB45	8	20	03:01	*FIELD GOAL
at Auburn	ARK25	12	75	06:12	*TOUCHDOWN
vs. Texas A&M	ARK25	3	75	01:11	*TOUCHDOWN
vs. Texas A&M	ARK25	10	75	05:38	*TOUCHDOWN
vs. Texas A&M	ARK15	10	58	04:12	*FIELD GOAL
Tennessee	ARK25	16	74	09:13	*FIELD GOAL
Tennessee	ARK25	8	75	03:41	*TOUCHDOWN
Tennessee	ARK20	10	78	04:15	*FIELD GOAL
Tennessee	ARK41	4	59	02:03	*TOUCHDOWN
LSU	ARK25	9	75	04:39	*TOUCHDOWN
LSU	ARK25	11	42	05:03	*FIELD GOAL
at Mississippi State	MSU23	3	23	01:20	*TOUCHDOWN
at Mississippi State	ARK25	7	66	02:55	*FIELD GOAL
at Mississippi State	ARK22	6	78	03:17	*TOUCHDOWN
at Mississippi State	ARK24	5	76	01:54	*TOUCHDOWN
at Mississippi State	ARK25	8	75	01:38	*TOUCHDOWN
at Mississippi State	ARK25	7	62	03:37	*FIELD GOAL
at Mississippi State	ARK38	7	62	03:42	*TOUCHDOWN
at Mississippi State	ARK25	10	64	04:53	*FIELD GOAL
at Mississippi State	ARK01	5	99	03:09	*TOUCHDOWN
at Mississippi State	MSU12	2	12	00:52	*TOUCHDOWN
at Ole Miss	ARK25	7	38	03:37	*FIELD GOAL
at Ole Miss	ARK25	9	75	04:17	*TOUCHDOWN
at Ole Miss	ARK25	5	75	02:11	*TOUCHDOWN
at Ole Miss	ARK25	7	75	02:26	*TOUCHDOWN
at Ole Miss	ARK25	8	75	03:33	*TOUCHDOWN
Texas	ARK25	12	75	04:57	*TOUCHDOWN
Texas	ARK35	10	39	04:57	*FIELD GOAL
Louisiana Tech	ARK20	13	80	05:54	*TOUCHDOWN
Louisiana Tech	ARK35	6	65	01:47	*TOUCHDOWN
Louisiana Tech	LT27	1	27	00:06	*TOUCHDOWN
Louisiana Tech	ARK25	12	75	04:45	*TOUCHDOWN
Louisiana Tech	ARK14	7	86	02:54	*TOUCHDOWN
at Missouri	ARK20	15	80	07:41	*TOUCHDOWN
at Missouri	ARK50	6	50	02:46	*TOUCHDOWN
at Missouri	ARK20	12	80	05:12	*TOUCHDOWN
vs. Texas Tech	ARK16	3	84	01:29	*TOUCHDOWN
vs. Texas Tech	ARK25	3	75	01:05	*TOUCHDOWN
vs. Texas Tech	ARK04	3	96	01:23	*TOUCHDOWN
vs. Texas Tech	ARK25	11	53	01:58	*FIELD GOAL
vs. Texas Tech	ARK06	10	78	04:04	*FIELD GOAL
vs. Texas Tech	ARK23	4	77	02:17	*TOUCHDOWN
vs. Texas Tech	TTU24	7	(-1)	03:53	*FIELD GOAL

OPPONENT SCORING DRIVES

OPPONENT	START	PLAYS	YARDS	TIME	SCORING PLAY
at Oklahoma State	OSU10	15	62	05:05	*FIELD GOAL
at Oklahoma State	ARK49	8	31	02:46	*FIELD GOAL
at Oklahoma State	ARK25	2	25	00:46	*TOUCHDOWN
at Oklahoma State	OSU20	5	80	01:32	*TOUCHDOWN
at Oklahoma State	OSU25	9	55	03:06	*FIELD GOAL
at Oklahoma State	ARK25	3	25	00:00	*TOUCHDOWN
UAB	UAB25	15	66	07:27	*FIELD GOAL
UAB	ARK15	2	15	00:35	*TOUCHDOWN
UAB	UAB25	8	75	04:09	*TOUCHDOWN
UAB	UAB25	8	70	02:55	*FIELD GOAL
UAB	UAB17	12	83	06:33	*TOUCHDOWN
at Auburn	AUB23	6	77	02:48	*TOUCHDOWN
at Auburn	AUB25	4	75	02:07	*TOUCHDOWN
at Auburn	TAMU30	3	70	01:06	*TOUCHDOWN
vs. Texas A&M	ARK10	2	10	00:44	*TOUCHDOWN
vs. Texas A&M	TAMU25	8	75	04:24	*TOUCHDOWN
Tennessee	UT25	7	75	02:27	*TOUCHDOWN
Tennessee	UT40	6	60	02:09	*TOUCHDOWN
LSU	LSU25	8	75	04:39	*TOUCHDOWN
LSU	LSU24	14	60	05:43	*FIELD GOAL
LSU	ARK38	6	7	02:26	*FIELD GOAL
LSU	LSU25	11	59	05:15	*FIELD GOAL
LSU	ARK02	1	2	00:06	*TOUCHDOWN
LSU	LSU20	8	50	04:39	*FIELD GOAL
LSU	LSU20	14	80	08:22	*TOUCHDOWN
at Mississippi State	MSU25	5	75	01:21	*TOUCHDOWN
at Mississippi State	ARK48	6	30	01:16	*FIELD GOAL
at Mississippi State	MSU25	6	75	02:11	*TOUCHDOWN
at Mississippi State	ARK35	2	35	00:27	*TOUCHDOWN
Ole Miss	OM25	11	75	03:51	*TOUCHDOWN
Ole Miss	OM38	1	62	00:08	*TOUCHDOWN
Ole Miss	OM32	2	68	00:37	*TOUCHDOWN
Ole Miss	OM27	8	73	01:13	*TOUCHDOWN
Ole Miss	OM25	7	75	03:00	*TOUCHDOWN
Ole Miss	OM21	6	79	02:42	*TOUCHDOWN
Ole Miss	OM36	2	64	00:46	*TOUCHDOWN
Ole Miss	OM20	10	80	05:36	*TOUCHDOWN
Texas	TEX39	6	61	02:17	*TOUCHDOWN
Texas	ARK48	11	27	03:45	*FIELD GOAL
Texas	TEX49	7	36	02:37	*FIELD GOAL
Texas	TEX25	8	75	03:36	*TOUCHDOWN
Louisiana Tech	ARK42	8	42	04:04	*TOUCHDOWN
Louisiana Tech	LT25	8	75	03:14	*TOUCHDOWN
at Missouri	ARK40	8	40	04:28	*TOUCHDOWN
at Missouri	MIZ32	16	57	08:06	*FIELD GOAL
at Missouri	ARK34	8	34	04:10	*TOUCHDOWN
at Missouri	MIZ10	5	73	01:38	*FIELD GOAL
at Missouri	MIZ25	8	75	02:21	*TOUCHDOWN
vs. Texas Tech	TTU25	6	56	03:09	*FIELD GOAL
vs. Texas Tech	TTU31	5	69	02:10	*TOUCHDOWN
vs. Texas Tech	TTU02	8	98	03:54	*TOUCHDOWN
vs. Texas Tech	TTU30	6	70	01:56	*TOUCHDOWN



2024 SEASON HIGHS

ARKANSAS INDIVIDUAL GAME HIGHS

RUSHES	24	Ja'Quinden Jackson at Oklahoma St. (09/07/2024)
YARDS RUSHING	175	Braylen Russell at Mississippi St. (10/26/2024)
TD RUSHES	3	Ja'Quinden Jackson at Missouri (11/30/2024)
	3	Ja'Quinden Jackson at Oklahoma St. (09/07/2024)
LONG RUSH	75	Braylen Russell at Mississippi St. (10/26/2024)
PASS ATTEMPTS	45	Taylen Green at Oklahoma St. (09/07/2024)
PASS COMPLETIONS	26	Taylen Green at Oklahoma St. (09/07/2024)
YARDS PASSING	416	Taylen Green at Oklahoma St. (09/07/2024)
TD PASSES	5	Taylen Green at Mississippi St. (10/26/2024)
LONG PASS	94	Taylen Green vs Texas Tech (N) (12/27/2024)
RECEPTIONS	10	Andrew Armstrong at Oklahoma St. (09/07/2024)
YARDS RECEIVING	164	Andrew Armstrong at Oklahoma St. (09/07/2024)
TD RECEPTIONS	2	Isaac TeSlaa vs Louisiana Tech (11/23/2024)
	2	Andreas Paaske at Mississippi St. (10/26/2024)
	2	Luke Hasz at Mississippi St. (10/26/2024)
LONG RECEPTION	94	Dazmin James vs Texas Tech (N) (12/27/2024)
PUNTS	6	Devin Bale vs Texas (11/16/2024)
	6	Devin Bale vs Texas A&M (N) (09/28/2024)
PUNTING AVG	57.3	Devin Bale vs Tennessee (10/05/2024)
LONG PUNT	66	Devin Bale vs Tennessee (10/05/2024)
PUNTS INSIDE 20	3	Devin Bale at Oklahoma St. (09/07/2024)
LONG PUNT RETURN	33	Isaiah Sategna vs Ark.-Pine Blu (08/29/2024)
LONG KICKOFF RETURN	30	Isaiah Sategna vs Ark.-Pine Blu (08/29/2024)
TACKLES	13	Xavian Sorey vs Ole Miss (11/02/2024)
	13	Xavian Sorey at Oklahoma St. (09/07/2024)
SACKS	2	Landon Jackson vs Texas A&M (N) (09/28/2024)
TACKLES FOR LOSS	3	Landon Jackson vs Texas A&M (N) (09/28/2024)

ARKANSAS TEAM GAME HIGHS

RUSHES	55	at Auburn (09/21/2024)
YARDS RUSHING	359	at Mississippi St. (10/26/2024)
YARDS PER RUSH	9.7	at Mississippi St. (10/26/2024)
TD RUSHES	8	Ark.-Pine Bluff (08/29/2024)
PASS ATTEMPTS	46	at Oklahoma St. (09/07/2024)
PASS COMPLETIONS	28	Ark.-Pine Bluff (08/29/2024)
YARDS PASSING	416	at Oklahoma St. (09/07/2024)
YARDS PER PASS	16.2	vs Texas Tech (N) (12/27/2024)
TD PASSES	5	at Mississippi St. (10/26/2024)
TOTAL PLAYS	93	at Oklahoma St. (09/07/2024)
TOTAL OFFENSE	687	Ark.-Pine Bluff (08/29/2024)
YARDS PER PLAY	10.2	at Mississippi St. (10/26/2024)
POINTS	70	Ark.-Pine Bluff (08/29/2024)
SACKS BY	4	at Mississippi St. (10/26/2024)
	4	Tennessee (10/05/2024)
	4	Ark.-Pine Bluff (08/29/2024)
FIRST DOWNS	34	Ark.-Pine Bluff (08/29/2024)
PENALTIES	10	vs Texas Tech (N) (12/27/2024)
	10	at Missouri (11/30/2024)
	10	Ole Miss (11/02/2024)
	10	vs Texas A&M (N) (09/28/2024)
PENALTY YARDS	95	Ole Miss (11/02/2024)
TURNOVERS	3	Louisiana Tech (11/23/2024)
	3	LSU (10/19/2024)
	3	vs Texas A&M (N) (09/28/2024)
	3	at Oklahoma St. (09/07/2024)
PUNTS	6	Texas (11/16/2024)
	6	vs Texas A&M (N) (09/28/2024)
PUNTING AVG	57.3	Tennessee (10/05/2024)
LONG PUNT	66	Tennessee (10/05/2024)
PUNTS INSIDE 20	3	at Oklahoma St. (09/07/2024)
LONG PUNT RETURN	33	Ark.-Pine Bluff (08/29/2024)

OPPONENT INDIVIDUAL GAME HIGHS

RUSHES	22	Marcus Carroll at Missouri (11/30/2024)
	22	Dylan Sampson vs Tennessee (10/05/2024)
YARDS RUSHING	138	Dylan Sampson vs Tennessee (10/05/2024)
TD RUSHES	3	Caden Durham vs LSU (10/19/2024)
LONG RUSH	54	J'Koby Williams vs Texas Tech (N) (12/27/2024)
PASS ATTEMPTS	48	Alan Bowman at Oklahoma St. (09/07/2024)
PASS COMPLETIONS	27	Alan Bowman at Oklahoma St. (09/07/2024)
YARDS PASSING	515	Jaxson Dart vs Ole Miss (11/02/2024)
TD PASSES	6	Jaxson Dart vs Ole Miss (11/02/2024)
LONG PASS	70	Brady Cook at Missouri (11/30/2024)
RECEPTIONS	9	Dae'Quan Wright vs Ole Miss (11/02/2024)
	9	Brennan Presley at Oklahoma St. (09/07/2024)
YARDS RECEIVING	254	Jordan Watkins vs Ole Miss (11/02/2024)
TD RECEPTIONS	5	Jordan Watkins vs Ole Miss (11/02/2024)
LONG RECEPTION	70	Theo Wease at Missouri (11/30/2024)
FIELD GOALS	4	Damian Ramos vs LSU (10/19/2024)
LONG FIELD GOALS	48	Damian Ramos vs LSU (10/19/2024)
PUNTS	9	Tyler White vs Texas A&M (N) (09/28/2024)
PUNTING AVG	44.0	Oscar Chapman at Auburn (09/21/2024)
LONG PUNT	58	Tyler White vs Texas A&M (N) (09/28/2024)
PUNTS INSIDE 20	7	Tyler White vs Texas A&M (N) (09/28/2024)
LONG PUNT RETURN	15	Kevin Coleman Jr. at Mississippi St. (10/26/2024)
LONG KICKOFF RETURN	42	Davon Booth at Mississippi St. (10/26/2024)
TACKLES	17	Trey Rucker at Oklahoma St. (09/07/2024)
SACKS	2	Colin Simmons vs Texas (11/16/2024)
	2	Princely Umanmielen vs Ole Miss (11/02/2024)
	2	Nic Scourton vs Texas A&M (N) (09/28/2024)
	2	Obi Ezeigbo at Oklahoma St. (09/07/2024)
TACKLES FOR LOSS	4.5	Nick Martin at Oklahoma St. (09/07/2024)
INTERCEPTIONS	1	Jacob Fields vs Louisiana Tech (11/23/2024)
	1	Jahdae Barron vs Texas (11/16/2024)
	1	Nic Mitchell at Mississippi St. (10/26/2024)
	1	Whit Weeks vs LSU (10/19/2024)
	1	Dezz Ricks vs Texas A&M (N) (09/28/2024)
	1	Kayin Lee at Auburn (09/21/2024)
	1	Sylvester Smith at Auburn (09/21/2024)
	1	Michael Moore vs UAB (09/14/2024)
	1	Kale Smith at Oklahoma St. (09/07/2024)

OPPONENT TEAM GAME HIGHS

RUSHES	47	at Missouri (11/30/2024)
YARDS RUSHING	217	vs Texas Tech (N) (12/27/2024)
YARDS PER RUSH	5.9	vs Texas Tech (N) (12/27/2024)
TD RUSHES	3	at Missouri (11/30/2024)
	3	LSU (10/19/2024)
PASS ATTEMPTS	48	at Oklahoma St. (09/07/2024)
PASS COMPLETIONS	28	Ole Miss (11/02/2024)
YARDS PASSING	562	Ole Miss (11/02/2024)
YARDS PER PASS	16.5	Ole Miss (11/02/2024)
TD PASSES	7	Ole Miss (11/02/2024)
TOTAL PLAYS	76	Louisiana Tech (11/23/2024)
	76	Ole Miss (11/02/2024)
TOTAL OFFENSE	694	Ole Miss (11/02/2024)
YARDS PER PLAY	9.1	Ole Miss (11/02/2024)
POINTS	63	Ole Miss (11/02/2024)
SACKS BY	8	Ole Miss (11/02/2024)
FIRST DOWNS	30	Ole Miss (11/02/2024)
PENALTIES	11	LSU (10/19/2024)
PENALTY YARDS	109	UAB (09/14/2024)
TURNOVERS	5	at Mississippi St. (10/26/2024)
	5	at Auburn (09/21/2024)
PUNTS	9	vs Texas A&M (N) (09/28/2024)
	9	Ark.-Pine Blu (08/29/2024)
PUNTING AVG	44.0	at Auburn (09/21/2024)
LONG PUNT	58	vs Texas A&M (N) (09/28/2024)
PUNTS INSIDE 20	7	vs Texas A&M (N) (09/28/2024)
LONG PUNT RETURN	15	at Mississippi St. (10/26/2024)



2024 SEC RECAP

FINAL STANDINGS

	SEC	PCT.	PF	PA	OVERALL PCT.	PF	PA	HOME	AWAY	NTRL	TOP			
											25	10	STREAK	
#Texas	7-1	.875	228	118	11-1	.917	418	140	6-1	4-0	1-0	4-1	1-1	W5
#Georgia	6-2	.750	224	177	10-2	.833	409	246	6-0	2-2	2-0	3-2	2-1	W3
Tennessee	6-2	.750	200	154	10-2	.833	447	167	7-0	2-2	1-0	3-1	1-1	W2
Alabama	5-3	.625	227	174	9-3	.750	426	207	7-0	2-3	0-0	3-1	1-1	W1
LSU	5-3	.625	212	210	8-4	.667	352	285	6-1	2-2	0-1	1-3	1-0	W2
Ole Miss	5-3	.625	230	145	9-3	.750	450	167	6-1	3-2	0-0	1-1	1-0	W1
Missouri	5-3	.625	188	217	9-3	.750	349	241	7-0	2-3	0-0	1-3	0-0	W2
South Carolina	5-3	.625	233	162	9-3	.750	379	214	5-2	4-1	0-0	4-3	1-1	W6
Texas A&M	5-3	.625	235	198	8-4	.667	364	254	5-2	2-2	1-0	2-2	2-2	L2
Florida	4-4	.500	218	220	7-5	.583	335	292	5-2	2-2	0-1	2-4	1-3	W3
Arkansas	3-5	.375	190	219	6-6	.500	363	299	4-3	2-2	0-1	1-6	1-2	L1
Vanderbilt	3-5	.375	175	200	6-6	.500	320	277	4-3	2-3	0-0	1-3	1-3	L3
Oklahoma	2-6	.250	132	211	6-6	.500	292	259	5-2	1-3	0-1	1-4	1-2	L1
Auburn	2-6	.250	153	199	5-7	.417	333	256	4-4	1-3	0-0	1-4	0-1	L1
Kentucky	1-7	.125	113	212	4-8	.333	247	265	3-5	1-3	0-0	1-3	1-3	L2
Mississippi State	0-8	.000	169	311	2-10	.167	310	409	2-4	0-5	0-0	0-6	0-3	L3

- SEC Championship Game Participants

NOTES: Only twice since 2006 has the winner of the SEC Championship Game not advanced to the National Championship

SEC BOWL RESULTS

UNION HOME MORTGAGE GASPARILLA BOWL

Florida (33) vs. Tulane (8)

December 20 • Raymond James Stadium • Tampa, FL • Attend: 41,472

LOCKHEED MARTIN ARMED FORCES BOWL

Navy (21) vs. Oklahoma (20)

December 27 • Amon G. Carter Stadium • Fort Worth, TX • Attend: 50,754

BIRMINGHAM BOWL

Vanderbilt (35) vs. Georgia Tech (27)

December 27 • Protective Stadium • Birmingham, AL • Attend: 33,840

AUTOZONE LIBERTY BOWL

Arkansas (39) vs. Texas Tech (26)

December 27 • Simmons Bank Liberty Stadium • Memphis, TN • Attend: 37,764

SRS DISTRIBUTION LAS VEGAS BOWL

Southern California (35) vs. Texas A&M (31)

December 27 • Allegiant Stadium • Las Vegas, NV • Attend: 26,671

TRANSPERFECT MUSIC CITY BOWL

#19 Missouri (27) vs. Iowa (24)

December 30 • Nissan Stadium • Nashville, TN • Attend: 43,375

RELIAQUEST BOWL

Michigan (19) vs. #11 Alabama (13)

December 31 • Raymond James Stadium • Tampa, FL • Attend: 51,439

CHEEZ-IT CITRUS BOWL

#20 Illinois (21) vs. #15 South Carolina (17)

December 31 • Camping World Stadium • Orlando, FL • Attend: 47,129

KINDER'S TEXAS BOWL

LSU (44) vs. Baylor (31)

December 31 • NRG Stadium • Houston, TX • Attend: 59,940

TAXSLAYER GATOR BOWL

#14 Ole Miss (52) vs. Duke (20)

January 2 • EverBank Stadium • Jacksonville, FL • Attend: 31,290

SEC COLLEGE FOOTBALL PLAYOFF RESULTS

COLLEGE FOOTBALL PLAYOFF FIRST ROUND

#5 Texas (38) vs. #12 Clemson (24)

December 21 • DKR-Texas Memorial Stadium • Austin, TX • Attend: 101,150

COLLEGE FOOTBALL PLAYOFF FIRST ROUND

#8 Ohio State (42) vs. #9 Tennessee (17)

December 21 • Ohio Stadium • Columbus, OH • Attend: 102,819

COLLEGE FOOTBALL PLAYOFF QUARTERFINAL

AT THE CHICK-FIL-A PEACH BOWL

#5 Texas (39) vs. #4 Arizona State (31)

January 1 • Mercedes-Benz Stadium • Atlanta, GA • Attend: 71,105

COLLEGE FOOTBALL PLAYOFF QUARTERFINAL

AT THE ALLSTATE SUGAR BOWL

#7 Notre Dame (23) vs. #2 Georgia (10)

January 2 • Caesars Superdome • New Orleans, LA • Attend: 57,267

COLLEGE FOOTBALL PLAYOFF SEMIFINAL

AT THE GOODYEAR COTTON BOWL CLASSIC

#8 Ohio State (28) vs. #5 Texas (14)

January 10 • AT&T Stadium • AT&T Stadium • Attendance: 74,527

ARKANSAS IN THE SEC & NATIONAL RANKINGS

CATEGORY	NATIONAL RANK	SEC RANK	VALUE
3rd Down Conversion Pct	35	7	0.436
3rd Down Conversion Pct Defense	37	9	0.359
4th Down Conversion Pct	36	3	0.609
4th Down Conversion Pct Defense	60	8	0.516
Blocked Kicks	60	5	1
Blocked Kicks Allowed	1	1	0
Blocked Punts Allowed	1	1	0
Completion Percentage	64	11	0.616
Fewest Penalties	110	11	93
Fewest Penalties Per Game	110	12	7.15
Fewest Penalty Yards	102	11	778
Fewest Penalty Yards Per Game	100	11	59.85
First Downs Defense	80	12	259
First Downs Offense	17	3	314
Fumbles Lost	130	14	14
Fumbles Recovered	92	13	5
Kickoff Return Defense	100	9	22.25
Kickoff Returns	120	15	16.27
Net Punting	9	5	43.00
Passes Had Intercepted	42	8	9
Passes Intercepted	70	8	10
Passing Offense	18	5	274.7
Passing Yards Allowed	110	16	246.9
Passing Yards per Completion	10	3	14.00
Punt Return Defense	43	8	5.78
Punt Returns	89	12	6.18
Red Zone Defense	51	10	0.809
Red Zone Offense	60	6	0.852
Rushing Defense	34	7	129.2
Rushing Offense	34	3	184.8
Sacks Allowed	110	12	2.77
Scoring Defense	66	15	25.0
Scoring Offense	44	6	30.9
Tackles for Loss Allowed	104	12	6.38
Team Passing Efficiency	37	9	142.46
Team Passing Efficiency Defense	96	14	139.05
Team Sacks	64	11	2.00
Team Tackles for Loss	107	15	4.7
Time of Possession	53	6	30.25
Total Defense	73	13	376.1
Total Offense	10	2	459.5
Turnover Margin	111	15	-0.62
Turnovers Gained	89	13	15
Turnovers Lost	119	14	23
Winning Percentage	59	11	0.538



DEVIN BALE punted 41 times for 1,855 yards while registering a 45.2-yard punting average which ranked in the top 20 nationally among FBS punters in 2024.

2024 SEC RECAP



COACHES' SEC AWARDS

OFFENSIVE PLAYER OF THE YEAR

Dylan Sampson, Tennessee

DEFENSIVE PLAYER OF THE YEAR

Kyle Kennard, South Carolina

SPECIAL TEAMS PLAYER OF THE YEAR

Alex Raynor, Kentucky

FRESHMAN OF THE YEAR

LaNorris Sellers, South Carolina

NEWCOMER OF THE YEAR

Diego Pavia, Vanderbilt

JACOBS BLOCKING TROPHY

Kelvin Banks Jr., Texas

Will Campbell, LSU

SCHOLAR-ATHLETE OF THE YEAR

Brady Cook, Missouri

COACH OF THE YEAR

Clark Lea, Vanderbilt

COACHES' ALL-SEC TEAMS

FIRST TEAM OFFENSE

- QB Jaxson Dart, Ole Miss
- RB Dylan Sampson, Tennessee
- Jarquez Hunter, Auburn
- WR Ryan Williams, Alabama
- Luther Burden III, Missouri
- TE Eli Stowers, Vanderbilt
- OL Kelvin Banks Jr., Texas
- Will Campbell, LSU
- Tyler Booker, Alabama
- Tate Ratledge, Georgia
- C Cooper Mays, Tennessee
- AP Dylan Sampson, Tennessee

FIRST TEAM DEFENSE

- DL Kyle Kennard, South Carolina
- Walter Nolen, Ole Miss
- Nic Scourton, Texas A&M
- James Pearce Jr., Tennessee*
- Princely Umanmielen, Ole Miss*
- LB Danny Stutsman, Oklahoma
- Jihaad Campbell, Alabama
- Whit Weeks, LSU
- DB Trey Amos, Ole Miss
- Nick Emmanwori, South Carolina
- Malachi Moore, Alabama
- Jahdae Barron, Texas

FIRST TEAM SPECIAL TEAMS

- PK Alex Raynor, Kentucky
- P Kai Kroeger, South Carolina
- RS Barion Brown, Kentucky
- KOS Peyton Woodring, Georgia
- LS Beau Gardner, Georgia

SECOND TEAM OFFENSE

- QB Quinn Ewers, Texas
- RB Raheim Sanders, South Carolina
- Le'Veon Moss, Texas A&M
- WR Andrew Armstrong, Arkansas
- KeAndre Lambert-Smith, Auburn
- TE Gunnar Helm, Texas
- OL Kady Proctor, Alabama
- Dylan Fairchild, Georgia
- Armand Membou, Missouri
- Emery Jones Jr., LSU

- C Jared Wilson, Georgia
- AP Barion Brown, Kentucky

SECOND TEAM DEFENSE

- DL Bradyn Swinson, LSU
- Landon Jackson, Arkansas
- R Mason Thomas, Oklahoma
- Johnny Walker Jr., Missouri*
- Mykel Williams, Georgia*
- LB Anthony Hill Jr., Texas
- Jalon Walker, Georgia
- Chris "Pooh" Paul, Ole Miss
- DB Malaki Starks, Georgia
- Jermod McCoy, Tennessee
- Will Lee III, Texas A&M
- Isaac Smith, Mississippi State

SECOND TEAM SPECIAL TEAMS

- PK Peyton Woodring, Georgia
- P Jesse Mirco, Vanderbilt
- RS Martel Hight, Vanderbilt
- KOS Aeron Burrell, LSU
- LS Rocco Underwood, Florida

THIRD TEAM OFFENSE

- QB LaNorris Sellers, South Carolina
- RB Quintrevion Wisner, Texas
- Trevor Etienne, Georgia
- WR Tre Harris, Ole Miss
- Kevin Coleman, Mississippi State
- TE Mason Taylor, LSU
- OL Trey Zuhn III, Texas A&M
- Toricelli Simpkins III, South Carolina
- Fernando Carmona, Arkansas
- Javontez Spraggins, Tennessee
- C Eli Cox, Kentucky
- AP Davon Booth, Mississippi State

THIRD TEAM DEFENSE

- DL Jared Ivey, Ole Miss
- Suntarine Perkins, Ole Miss
- JJ Pegues, Ole Miss*
- Shemar Stewart, Texas A&M*
- Deone Walker, Kentucky*
- LB Chaz Chambliss, Georgia
- Deontae Lawson, Alabama
- Xavian Sorey Jr., Arkansas
- DB Daylen Everette, Georgia
- Billy Bowman Jr., Oklahoma
- Andrew Mukuba, Texas
- Dan Jackson, Georgia

THIRD TEAM SPECIAL TEAMS

- PK Brock Taylor, Vanderbilt
- P Brett Thorson, Georgia
- RS Zavion Thomas, LSU
- KOS Josh Turbyville, Tennessee
- LS Ben Anderson, Oklahoma

AP SEC AWARDS

OFFENSIVE PLAYER OF THE YEAR

Dylan Sampson, Tennessee

DEFENSIVE PLAYER OF THE YEAR

Kyle Kennard, South Carolina

COACH OF THE YEAR

Shane Beamer, South Carolina

NEWCOMER OF THE YEAR

Diego Pavia, Vanderbilt

AP ALL-SEC TEAMS

FIRST TEAM OFFENSE

- QB Jaxson Dart, Ole Miss
- RB u-Dylan Sampson, Tennessee
- RB Jarquez Hunter, Auburn
- WR Tre Harris, Ole Miss
- WR Andrew Armstrong, Arkansas
- TE Gunnar Helm, Texas
- OT u-Kelvin Banks Jr., Texas
- OT Will Campbell, LSU
- OG Tyler Booker, Alabama
- OG Tate Ratledge, Georgia
- C Jake Slaughter, Florida
- PK Alex Raynor, Kentucky
- AP Barion Brown, Kentucky

FIRST TEAM DEFENSE

- DE Kyle Kennard, South Carolina
- DE Princely Umanmielen, Ole Miss
- DT Walter Nolen, Ole Miss
- DT Alfred Collins, Texas
- LB Anthony Hill Jr., Texas
- LB Danny Stutsman, Oklahoma
- LB Whit Weeks, LSU
- CB u-Jahdae Barron, Texas
- CB Jermod McCoy, Tennessee
- S Malaki Starks, Georgia
- S Nick Emmanwori, South Carolina
- P Jesse Mirco, Vanderbilt

SECOND TEAM OFFENSE

- QB Diego Pavia, Vanderbilt
- RB Raheim Sanders, South Carolina
- RB Ja'Quinden Jackson, Arkansas
- WR Ryan Williams, Alabama
- WR KeAndre Lambert-Smith, Auburn
- Kyren Lacy, LSU
- TE Eli Stowers, Vanderbilt
- OT Emery Jones, LSU
- OT Armand Membou, Missouri
- OG Dylan Fairchild, Georgia
- OG Cam'Ron Johnson, Missouri
- C Cooper Mays, Tennessee
- PK Peyton Woodring, Georgia
- AP Davon Booth, Mississippi State

SECOND TEAM DEFENSE

- DE James Pearce Jr., Tennessee
- DE Nic Scourton, Texas A&M
- Landon Jackson, Arkansas
- DT TJ Sanders, South Carolina
- DT Deone Walker, Kentucky
- LB Jalon Walker, Georgia
- LB Jihaad Campbell, Alabama
- LB Chris Paul Jr., Ole Miss
- CB Trey Amos, Ole Miss
- CB Maxwell Hairston, Kentucky
- S Malachi Moore, Alabama
- S Andrew Mukuba, Texas
- P Brett Thorson, Georgia

*Ties; u-Unanimous



1964 NATIONAL CHAMPIONS



Front Row (L-R): 1. Gary Robinson; 2. Ronnie Mac Smith; 3. Tom McKnelly; 4. Fred Marshall; 5. Jerry Welch; 6. Jim Finch; 7. Dick Hatfield; 8. Ken Hatfield; 9. Jim Lindsey; 10. Johnny Majors. Second Row: 11. Bill Ferrell; 12. Randy Stewart; 13. Jerry Jones; 14. Mike Jordan; 15. Tommy Sain; 16. Bobby Roper; 17. Jim Williams; 18. Larry Watkins; 19. Loyd Phillips; 20. Bobby Burnett; 21. Lee Johnson; 22. Melvin Gibbs; 23. Glen Ray Hines; 24. Mike Bender; 25. Jim Mackenzie. Third Row: 26. Lon Ferrell; 27. Merv Johnson; 28. Eddie Woodlee; 29. Martine Bercher; 30. Dick Cunningham; 31. Harry Jones; 32. Jimmy Johnson. Back Row: 33. Bobby Nix; 34. Richard Trail; 35. Tommy Burnett; 36. Guy Jones; 37. Joe Black; 38. Bill Gray; 39. Claud Smithey; 40. Jackie Brasuell; 41. Stu Berryhill; 42. Bobby Crockett; 43. Charles Daniel.

Without question, the proudest moment in the history of Arkansas Razorback football is the 1964 national championship. Head coach Frank Broyles led his 1964 team to an undefeated 10-0 regular season record and a 10-7 Cotton Bowl victory over Nebraska.

The 1964 national championship was historic not so much for who won but for when the title was awarded. In 1964, seven different entities named a mythical national champion. The two most notable polls to fans at the time – The Associated Press and the United Press International – did not wait until after the bowl games to award their champion. Because of that, Alabama was named the national champ by the AP, UPI and Litkenhous groups. However, the Crimson Tide went on to lose 21-17 to Texas in the Orange Bowl and finish 10-1 on the year.

Arkansas remained the only undefeated team in the country at 11-0 with its victory over Nebraska. Two groups who waited until after the bowl games to name their champion – The Football Writers Association of America and the Helms Athletic Foundation – named Broyles' Razorbacks as national champs. Notre Dame and Michigan also were honored by lesser known polls. Both the AP (1965) and UPI (1974) eventually changed their procedure, choosing to wait until after the bowls to announce their final polls.

1964 GAME-BY-GAME

ARKANSAS 14, OKLAHOMA STATE 10 SEPT. 19, 1964 • LITTLE ROCK, ARK.
• The Hogs earned 235 yards rushing including touchdown runs by Jim Lindsey and Bobby Burnett.
• Arkansas staged a 64-yard game-winning drive in the third quarter to secure the victory.

ARKANSAS 31, TULSA 22 SEPT. 26, 1964 • FAYETTEVILLE, ARK.
• Arkansas scored 31 straight points after trailing 14-0 midway through the first quarter.
• Arkansas All-American linebacker Ronnie Caveness returned an interception for a touchdown and recovered a fumble in the win.

ARKANSAS 29, TCU 6 OCT. 3, 1964 • FORT WORTH, TEXAS
• The Razorbacks intercepted TCU six times in the victory including two thefts by defensive halfback Bill Gray.
• Arkansas quarterback Fred Marshall threw for 157 yards and scored a rushing touchdown.

ARKANSAS 17, BAYLOR 6 OCT. 10, 1964 • LITTLE ROCK, ARK.
• Arkansas racked up 342 yards of total offense.
• The Hogs collected six Baylor turnovers including three interceptions and three fumble recoveries.

ARKANSAS 14, TEXAS 13 OCT. 17, 1964 • AUSTIN, TEXAS
• Ken Hatfield's 81-yard punt return for a touchdown set the tone for the Arkansas victory.
• Arkansas linebacker Ronnie Caveness tallied 25 tackles against the Longhorns.

ARKANSAS 17, WICHITA STATE 0 OCT. 24, 1964 • LITTLE ROCK, ARK.
• Arkansas blanked the Shockers in the first of its school-record-tying five straight shutouts.
• Quarterback Fred Marshall ran for a score and passed to Jim Lindsey for another in the win.

ARKANSAS 17, TEXAS A&M 0 OCT. 31, 1964 • COLLEGE STATION, TEXAS
• The Arkansas defense limited Texas A&M to seven yards rushing in the final 30 minutes of the game.
• Arkansas offensive halfback Jack Brasuell scored twice on the ground in the win over the Aggies.

ARKANSAS 21, RICE 0 NOV. 7, 1964 • FAYETTEVILLE, ARK.
• Rice snapped the ball in Arkansas territory on only one play the entire game.
• Harry Jones returned an Owls' errant pass for a 35-yard touchdown.

ARKANSAS 44, SMU 0 NOV. 14, 1964 • FAYETTEVILLE, ARK.
• Arkansas racked up 340 yards in total offense.
• Ken Hatfield essentially cemented his national punt return crown by returning a punt 78 yards for a touchdown against the Ponies.

ARKANSAS 17, TEXAS TECH 0 NOV. 21, 1964 • LUBBOCK, TEXAS
• The Razorbacks tied a school record with their fifth straight shutout.
• Bobby Roper blocked two Texas Tech field goal attempts and recovered a fumble in the regular-season finale against the Red Raiders.

ARKANSAS 10, NEBRASKA 7 JAN. 1, 1965 • COTTON BOWL • DALLAS, TEXAS
• The Hogs' victory coupled with a loss by Alabama in the Orange Bowl established Arkansas as the only undefeated team in the nation. Both the Football Writers Association of America and the Helms Athletic Foundation voted Arkansas the 1964 national champion.
• Arkansas trailed 7-3 before mounting an 80-yard scoring drive in the fourth quarter to secure the win and the national crown.



NATIONAL AWARD WINNERS



#5 DARREN McFADDEN

Little Rock, Ark.
Running Back

- 2007 WALTER CAMP PLAYER OF THE YEAR
- 2007 DOAK WALKER AWARD
- 2007 SPORTING NEWS PLAYER OF THE YEAR
- 2007 UNANIMOUS FIRST TEAM ALL-AMERICAN
- 2006 DOAK WALKER AWARD
- 2006 CONSENSUS FIRST TEAM ALL-AMERICAN

McFADDEN'S HONORS

2007

- Walter Camp Player of the Year
- Doak Walker Award
- Heisman Trophy Runner-Up
- Unanimous First Team All-American (AFCA, AP, CBSSports.com, College Football News, FWA, Phil Steele, Pro Football Weekly, Rivals.com, Sporting News, Walter Camp)
- Sporting News Player of the Year
- Maxwell Award Finalist
- SEC Coaches Offensive Player of the Year
- First Team All-SEC (AP, Coaches)

2006

- Doak Walker Award
- Heisman Trophy Runner-Up
- Consensus First Team All-American (AFCA, AP, CBSSports.com, FWA, Rivals.com, Sports Illustrated, Pro Football Weekly, Scout.com, Walter Camp)
- Walter Camp Player of the Year Finalist
- Associated Press SEC Offensive Player of the Year
- SEC Coaches Offensive Player of the Year
- First Team All-SEC (AP, Coaches)
- SEC Co-Offensive Player of the Week (Nov. 24 vs. LSU)

2005

- First Team Freshman All-American (FWA, College Football News, ESPN.com, Rivals.com, Scout.com, Sporting News)
- SEC Freshman of the Year (AP, Coaches, College Football News)
- First Team All-SEC (AP, Coaches)
- ESPN.com SEC Newcomer of the Year
- College Football News All-SEC Team
- ESPN.com All-SEC Team
- Scout.com All-SEC Team
- SEC All-Freshman Team (Coaches, Sporting News)

McFADDEN IN THE ARKANSAS RECORD BOOK

CATEGORY	STAT	RANK
Rushing Attempts	785	1
Rushing Yards	4,590	3
Rushing Touchdowns	41	2
100-Yard Rushing Games	22	1





NATIONAL AWARD WINNERS

McFADDEN'S QUICK HITS

- Ranks third on the SEC career rushing list with 4,590 yards.
- One of three two-time winners of the Doak Walker Award (Ricky Williams, Texas, 1997-98 and Jonathan Taylor, Wisconsin, 2018-19).
- One of only three players in conference history to rush for 1,000 yards in his freshman, sophomore and junior seasons, along with former Razorback Alex Collins and Georgia great Herschel Walker.
- Averaged 120.8 yards rushing per game during his career, which ranks third all-time in the SEC.
- Ranks second in the SEC in career all-purpose yards with 5,881 and third in career yards per game average with 154.8.
- Ranks fourth in SEC single-season all-purpose yardage with 2,310 in 2007.
- Owns the two highest rushing totals in school history, with 1,830 yards in 2007 and 1,647 yards in 2006.
- Rushed for 100 yards or more a school-record 22 times in 38 career games, including 10 of 13 games in 2007.
- Averaged 129.8 yards per game in his career against ranked opponents (2,337 in 18 games).
- Boasted a rushing average of 120.8 per game in his Razorback career, including a 130.9 yard average in SEC games.



COLLEGE FOOTBALL PREVIEW
 SCOUTING REPORTS P. 86
 CONFERENCE CHAMPS
 www.SI.com

SI'S TOP 10

1. USC
2. LSU
3. FLORIDA
4. WEST VIRGINIA
5. LOUISVILLE
6. MICHIGAN
7. VIRGINIA TECH
8. TEXAS
9. OKLAHOMA
10. WISCONSIN

THE YEAR OF THE RUNNING BACK


ARKANSAS
 The No.1 Back in the Land

RAZORBACK
 Darren McFadden

758...
 AUGUST 20, 2007

COLLEGE FOOTBALL IS BACK!

36 PACKED PREVIEW PAGES... AND ONLY 3 ON USC
 PLUS: NASCAR'S NEW JUNIOR • TOTALLY CRUSHIN' ON THE NINERS •
 THE FANTASY CHEAT SHEET YOU CAN'T LIVE WITHOUT (BUT YOU CAN TEAR OUT)



McFADDEN'S CAREER STATISTICS

	RUSHING				RECEIVING			PASSING				KICKOFF RETURNS				
	G/GS	ATT	YARDS	TD	REC	YARDS	TD	COMP	ATT	YARDS	TD	INT	NO.	YARDS	TD	LONG
2005	11/8	176	1,113	11	14	52	0	1	2	13	0	0	12	348	0	81
2006	14/14	284	1,647	14	11	149	1	7	9	69	3	1	10	262	1	92
2007	13/12	325	1,830	16	21	164	1	6	11	123	4	0	16	316	0	33
TOTAL	38/34	785	4,590	41	46	365	2	14	22	205	7	1	38	926	1	92



NATIONAL AWARD WINNERS



#31 GRANT MORGAN

Greenwood, Ark.
Linebacker



2021 BURLSWORTH TROPHY

MORGAN'S HONORS

2021

- Burlsworth Trophy
- Jason Witten Collegiate Man of the Year Finalist

2020

- Second Team All-American (*Walter Camp Foundation, AFCA*)
- Third Team All-American (*Phil Steele*)
- First Team All-SEC (*AP, Coaches*)
- Burlsworth Trophy Finalist

MORGAN'S QUICK HITS

- Earned the first Burlsworth Trophy in school history. Award is named for Razorback legend Brandon Burlsworth and is given annually to the nation's best player that started his career as a walk-on.
- Led a trio of linebackers who all surpassed the 100-tackle mark in 2021.
- In 2021, helped lead Arkansas to four trophies in a single season for the first time in school history, capturing the Southwest Classic, Golden Boot, Battle Line Rivalry and Outback Bowl trophies.
- Became the 16th Razorback in history to be named a Walter Camp Football Foundation All-American (second team) in 2020 along with a second-team All-American by AFCA and third-team by Phil Steele.
- Named a first-team All-SEC linebacker by both the AP and league coaches in 2020.
- Posted back-to-back 100-tackle seasons, including 111 in nine games during the pandemic-shortened season of 2020.
- His 12.3 tackles per game in 2020 led the nation.



MORGAN'S CAREER STATISTICS

DEFENSE	G/GS	U-A-T	TFL	SACK	FF/FR	INT
2017	12/0	22-16-38	3.5	1.0	1/0	0
2018	12/0	8-16-24	2.5	0.0	0/0	0
2019	12/0	9-30-39	3.0	1.0	0/0	0
2020	9/9	40-71-111	7.5	2.0	0/0	1
2021	13/13	41-60-101	7.0	0.5	0/0	1
TOTAL	58/22	120-193-313	23.5	4.5	1/0	2



NATIONAL AWARD WINNERS



#45 D.J. WILLIAMS

Little Rock, Ark.
Tight End

2010 JOHN MACKEY AWARD
2010 DISNEY SPIRIT AWARD

WILLIAMS' HONORS

2010

- John Mackey Award
- Disney Spirit Award
- Second Team All-American (*Scout.com, Sports Illustrated*)
- Third Team All-American (*AP*)
- First Team All-SEC (*AP, Coaches*)

2008

- First Team All-SEC (*AP*)

2007

- SEC All-Freshman Team

WILLIAMS' QUICK HITS

- Named the first Mackey Award winner in Arkansas history after becoming the school's first semifinalist in 2008.
- Finished the 2010 season with a team-leading 54 receptions for 627 yards and a career-high four touchdowns.
- Named to the All-SEC first team in 2010 after helping the Razorbacks be the only team in the country with a 3,000-yard passer, a 1,000-yard rusher and five 600-yard receivers.
- Finished his career with 152 receptions, at the time the second-highest total in school history and the most by a non-wide receiver; 1,855 receiving yards, which ranked eighth on the school's all-time list; and 10 touchdowns.
- Totaled three 100-yard receiving games in 2008, which is the most by a non-wide receiver in a season in school history.
- Tied with fellow tight end Hunter Henry for the most 100-yard receiving games by a non-wide receiver for a career in school history with four.



WILLIAMS' CAREER STATISTICS

RECEIVING	G/GS	REC.	YDS.	AVG.	TD	LG
2007	13/2	5	94	18.8	0	28
2008	12/8	61	723	11.9	3	76
2009	13/9	32	411	12.8	3	69
2010	13/13	54	627	11.6	4	46
TOTAL	51/32	152	1,855	12.2	10	76



NATIONAL AWARD WINNERS



#84 HUNTER HENRY

Little Rock, Ark.
Tight End

2015 JOHN MACKEY AWARD
2015 CONSENSUS FIRST TEAM ALL-AMERICAN

HENRY'S HONORS

2015

- John Mackey Award
- Consensus First Team All-American
(AFCA, AP, Athlon, ESPN.com, Phil Steele, Sporting News, USA Today, Walter Camp)
- Second Team All-American *(Sports Illustrated)*
- First Team All-SEC *(AP, Coaches, Athlon, Phil Steele, ESPN.com, USA Today)*

2014

- Second Team All-SEC *(Coaches)*
- All-SEC Honorable Mention *(AP)*
- CFPA Tight End of the Week Honorable Mention (Nov. 1)

2013

- Freshman All-American
(FWAA, Sporting News, Athlon, Phil Steele, College Football News)
- Second Team All-SEC *(AP, Athlon, Phil Steele)*
- SEC All-Freshman Team

HENRY'S QUICK HITS

- Became the second Razorback to win the John Mackey Award – awarded annually to the most outstanding tight end in college football – joining D.J. Williams (2010) and making Arkansas the first school to produce multiple winners.
- Totaled four 100-yard receiving games, equaling Williams' program record by a tight end.
- 93 of his 116 career receptions resulted in a first down or touchdown, for a conversion rate of 80 percent.
- His receptions on third down passing plays resulted in a first down or touchdown 97.4 percent of the time (36 first downs, two touchdowns).
- Led all FBS tight ends with 739 yards receiving on 51 receptions in 2015.
- Did not drop a single pass during the 2015 season.
- Topped SEC tight ends in first down catches each of his three seasons.

HENRY'S CAREER STATISTICS

RECEIVING	G/GS	REC.	YDS.	AVG.	TD	LG
2013	12/7	28	409	14.6	4	52
2014	12/8	61	723	11.9	3	76
2015	13/13	51	739	14.5	3	51
TOTAL	37/28	140	1,871	13.4	10	76





NATIONAL AWARD WINNERS



#3 JOE ADAMS

Little Rock, Ark.
Wide Receiver

2011 JOHNNY "THE JET" RODGERS AWARD
2011 CONSENSUS ALL-AMERICAN

ADAMS' HONORS

2011

- Johnny "The Jet" Rodgers Award
- First Team All-American (*Pro Football Weekly, FWAA, Sporting News*)
- Second Team All-American (*AP, Sports Illustrated, Walter Camp, Phil Steele*)
- First Team All-SEC (*AP, Coaches*)
- SEC Special Teams Player of the Year
- Paul Hornung Award Finalist
- Best Play ESPY Award Winner for his 60-yard punt return touchdown vs. Tennessee
- SEC Special Teams Player of the Week (Sept. 3)

2010

Second Team All-SEC (*AP*)

ADAMS' QUICK HITS

- Recorded four punt return touchdowns and averaged 16.89 yards per return in 2011.
- His return touchdown total tied the single-season SEC record; his average led the conference, ranked second in the NCAA and was the fourth-highest average in school history.
- Tied an SEC record with two punt return touchdowns in a game, a feat he accomplished in the season opener vs. Missouri State while breaking the Arkansas single-game punt return yardage record with 174.
- Concluded his career with five punt return touchdowns tied for third in SEC history – and an average of 15.83 yards per punt return that ranks second all-time at Arkansas.
- Ranks third on Arkansas' all-time career receptions list with 164.
- Fifth in school history with 2,410 career receiving yards, seven career 100-yard receiving games and 17 career receiving touchdowns.



ADAMS' CAREER STATISTICS

	G/GS	RECEIVING				PUNT RETURNS				KICKOFF RETURNS			
		REC	YARDS	TD	LG	NO.	YARDS	AVG.	TD	NO.	YARDS	AVG.	TD
2008	12/7	31	377	1	33	0	0	0.0	0	1	20	20.0	0
2009	10/7	29	568	7	78	1	0	0.0	0	2	41	20.5	0
2010	12/4	50	813	6	85	16	249	15.6	1	4	63	15.8	0
2011	13/11	54	652	3	67	19	321	16.9	4	0	0	0	0
TOTAL	47/29	164	2,410	17	85	36	570	15.8	5	7	124	17.7	0



NATIONAL AWARD WINNERS



#63 JONATHAN LUIGS

Little Rock, Ark.
Center

2007 RIMINGTON TROPHY
2007 CONSENSUS FIRST TEAM ALL-AMERICAN

LUIGS' HONORS

2007

- Rimington Trophy
- Jacobs Blocking Trophy
- Consensus First Team All-American
(FWAA, CBSSports.com, College Football News, Phil Steele, Rivals.com, Sporting News, Walter Camp)
- Second Team All-American *(AP)*
- First Team All-SEC *(AP, Coaches)*

2006

- Rimington Trophy Finalist
- Third Team All-American *(AP)*
- First Team All-SEC *(AP, Coaches)*

2005

- SEC All-Freshman Team

LUIGS' QUICK HITS

- Helped Arkansas lead the SEC and rank fourth in the nation in rushing (286.5), 17th in total offense (450.0) and 13th in scoring (37.3) in 2007.
- Helped clear the way for Darren McFadden, the Heisman Trophy runner-up and Doak Walker Award winner, to rush for 1,830 yards and 16 touchdowns and for All-American Felix Jones, who ran for 1,162 yards and 11 scores in 2007.
- In 2007, Arkansas set school records with 3,750 rushing yards on the season and ranked fourth in the nation, with 5,850 yards of total offense, and in scoring with 485 total points and 37.3 points per game.
- Led the offensive line with a 90.4 percent grade average including team-leading averages in run (86.1 percent) and pass (96.9 percent) blocking in 2007.



NATIONAL AWARD WINNERS



#70 LOYD PHILLIPS

Longview, Texas
Tackle

1966 OUTLAND TROPHY
1966 CONSENSUS FIRST TEAM ALL-AMERICAN
1965 CONSENSUS FIRST TEAM ALL-AMERICAN

PHILLIPS' HONORS

1966

- Outland Trophy
- Consensus First Team All-American
(AFCA, AP, FWAA, Sporting News, Walter Camp)
- First Team All-SWC

1965


- Consensus First Team All-American (AFCA, AP, Walter Camp)
- First Team All-SWC

1964

- First Team All-SWC

PHILLIPS' QUICK HITS

- Finished his career with 304 tackles, including a 22-tackle performance against Tulsa.
- Made 100 stops in 1965 and 97 in 1966.



#64 BILL "BUD" BROOKS

Wynne, Ark.
Guard/Defensive Tackle

1954 OUTLAND TROPHY
1954 CONSENSUS FIRST TEAM ALL-AMERICAN

BROOKS' HONORS

1954

- Outland Trophy
- Consensus First Team All-American (AFCA, AP, FWAA, Walter Camp)
- First Team All-SWC

BROOKS' QUICK HITS

- Helped the Hogs win the SWC championship with an 8-3 record and earn a trip to the 1955 Cotton Bowl against Georgia Tech.
- MVP of the south team in the Senior Bowl.



ALL-AMERICANS

FIRST TEAM

1929	Wear Schoonover, End	GR, NYS
1936	Jack Robbins, QB	AABF
1937	Jim Benton, End	NANA
1948	Clyde Scott, TB	AFCA, AP
1954	Bud Brooks, OG/DT	AFCA, AP, FWAA, WC
1959	Jim Mooty, Back	AP
1960	Wayne Harris, LB	FWAA
1961	Lance Alworth, Back	FWAA
1962	Billy Moore, QB	FWAA
1963	Ronnie Caveness, LB	FN
1964	Ronnie Caveness, LB	AFCA, AP, FWAA, NEA, SN
1965	Glen Ray Hines, OT	AFCA, AP, FWAA, WC
	Bobby Crockett, End	FWAA
	Loyd Phillips, DT	AFCA, AP, WC
1966	Martine Bercher, S	AFCA, UPI
	Loyd Phillips, DT	AFCA, AP, FWAA, SN, WC
1968	Jim Barnes, OG	AP



A first-team All-American and the nation's top-graded center by Pro Football Focus in 2016 and 2017, **FRANK RAGNOW** was a three-year starter for the Razorbacks and team captain as a senior. He played in 42 games with 33 consecutive starts, participating in 2,603 snaps and never allowing a sack.

1969	Rodney Brand, C	AP, FWAA, WC
	Cliff Powell, LB	AFCA
	Chuck Dicus, End	AFCA
1970	Bruce James, DE	FWAA
	Dick Bumpas, DT	AP, NEA
	Chuck Dicus, End	AFCA, AP, FN, WC
	Bill McClard, K	AFCA
1971	Bill McClard, K	FWAA, SN
1976	Steve Little, K/P	AFCA
1977	Leotis Harris, OG	AFCA, AP, WC
	Steve Little, K/P	AFCA, FWAA, SN
1978	Dan Hampton, DT	AFCA
	Jimmy Walker, DT	FWAA
1979	Greg Kolenda, OT	AFCA, AP, FWAA, WC
1981	Bruce Lahay, K/P	FWAA
	Billy Ray Smith Jr., DE	AFCA, AP, FWAA, SN, WC
	Steve Korte, OG	AFCA, AP, FWAA, SN
1982	Billy Ray Smith Jr., DE	AFCA, AP, FWAA, SN, WC
1983	Ron Faurot, DE	UPI
1986	Greg Horne, P	AFCA
1987	Tony Cherico, NG	AFCA
1988	Wayne Martin, DT	AP, FWAA, SN
	Kendall Trainor, K	AFCA, AP, SN, WC
1989	Jim Mabry, OT	AFCA, AP, WC
1998	Brandon Burlsworth, OG	FN
2001	Jermaine Petty, LB	AAFF, AFCA
2002	Ken Hamlin, FS	CFN
	Shawn Andrews, OT	AFCA, CFN, CANSI, ESPN.com, FWAA, SN
2003	Shawn Andrews, OT	AFCA, AP, CFN, CANSI, ESPN.com, FWAA, SN, WC
2005	Felix Jones, KR/RB	CFN
2006	Darren McFadden, RB	AFCA, AP, CBS, FWAA, PFW, SI, Scout, WC
2007	Jonathan Luigs, C	CBS, CFN, FWAA, PS, Rivals, SN, WC
	Felix Jones, KR/RB	PS, Rivals, Scout, WC
	Darren McFadden, RB	AFCA, AP, CBS, CFN, FWAA, PFW, PS, Rivals, SN, WC
2011	Joe Adams, PR/AP	PFW, FWAA, SN
2013	Travis Swanson, C	USA Today
2015	Hunter Henry, TE	AFCA, AP, Athlon, ESPN.com, PS, SN, USA Today, WC
	Sebastian Tretola, OG	SI
2016	Frank Ragnow, OL	PFF
2017	Frank Ragnow, OL	CBS, PFF
2022	Drew Sanders, LB	AP

OTHER ALL-AMERICANS

1929	Wear Schoonover, End	2nd (UPI), 3rd (AP, INS)
1937	Jim Benton, End	2nd (ChP), 3rd (AP, CP)
1959	Jim Mooty, Back	3rd (NEA)
1979	Ish Ordonez, K	2nd (UPI)
1998	Brandon Burlsworth, OG	2nd (AP)
1999	Kenoy Kennedy, FS	3rd (AP)
	Anthony Lucas, SE	3rd (AP)
2006	Jonathan Luigs, C	3rd (AP)
	Stephen Parker, OG	2nd (SN)
	Tony Ugoh, OT	2nd (Rivals), 3rd (AP)
2007	Felix Jones, KR/RB	2nd (AP)
	Jonathan Luigs, C	2nd (AP)
	Robert Felton, OG	2nd (AP, PS, Rivals)
2010	D.J. Williams, TE	2nd (Scout, SI), 3rd (AP)
2011	Joe Adams, PR/AP	2nd (AP, PS, SI, WC)
2012	Cobi Hamilton, WR	3rd (AP, PS)
2013	Travis Swanson, C	2nd (CSM), 4th (PS)
2015	Alex Collins, RB	3rd (Athlon), 4th (PS)
	Hunter Henry, TE	2nd (SI)
	Sebastian Tretola, OG	2nd (AP, Athlon, SN)
2016	Frank Ragnow, OL	4th (PS)
	Dan Skipper, OL	2nd (AFCA)
2017	Frank Ragnow, OL	2nd (FWAA, PS), 3rd (AP)
2020	Grant Morgan, LB	2nd (WC, AFCA), 3rd (PS)
	Jalen Catalon, DB	3rd (PS)
2021	Montaric Brown, DB	3rd (PS)
	Treyton Burks, WR	2nd (PFF)
	Bumper Pool, LB	3rd (PS)
2022	Drew Sanders, LB	2nd (AFCA, FWAA, SN, WC)
	Beaux Limmer, OL	3rd (PFF)



ALL-AMERICANS

CONSENSUS

ALL-AMERICANS

- 1948 Clyde Scott, Back
- 1954 Bud Brooks, OG/DT*
- 1965 Glen Ray Hines, OT
Loyd Phillips, DT
- 1966 Loyd Phillips, DT*
- 1968 Jim Barnes, OG
- 1969 Rodney Brand, C
- 1977 Leotis Harris, OG
Steve Little, K/P
- 1979 Greg Kolenda, OT*
- 1981 Billy Ray Smith Jr., DE*
- 1982 Steve Korte, OG*
Billy Ray Smith Jr., OG*
- 1988 Wayne Martin, DT
Kendall Trainor, K
- 1989 Jim Mabry, OT
- 2002 Shawn Andrews, OT
- 2003 Shawn Andrews, OT*
- 2006 Darren McFadden, RB
- 2007 Jonathan Luigs, C
Felix Jones, KR/RB
Darren McFadden, RB*
- 2011 Joe Adams, PR/AP
- 2015 Hunter Henry, TE
- 2022 Drew Sanders, LB*

*indicates unanimous selection

AWARDS ORGANIZATIONS

LEGEND

- AABF All-America Board of Football
- AAFF All-American FB Foundation
- AFCA American FB
Coaches Association
- AP Associated Press
- CBS CBSSports.com
- CFN College Football News
- ChP Charles Parker
- CNN SI CNN Sports Illustrated
- CP Central Press
- FN Football News
- FWAA Football Writers
Association of America
- GR Grantland Rice
- INS International News Service
- NANA North American
Newspaper Alliance
- NEA Newspaper Enterprise
Association
- NYS New York Sun
- PFF Pro Football Focus
- PFW Pro Football Weekly
- PS Phil Steele College Football
- SI Sports Illustrated
- SN Sporting News
- UPI United Press International
- WC Walter Camp Foundation



A finalist for the Outland Trophy and Lombardi Award as a junior in 2003, **SHAWN ANDREWS** was also named the SEC's Offensive Player of the Year by College Football News and won the Jacobs Blocking Trophy as the SEC's best blocker for the second straight season.



In addition to winning the 2015 John Mackey Award, **HUNTER HENRY** earned first-team All-America nods from four of the five outlets used to determine which players receive consensus status – AFCA, Associated Press, The Sporting News and the Walter Camp Football Foundation.



ALL-SEC SELECTIONS

FIRST TEAM

1992	Kirk Botkin, TE.....	Coaches
	Pete Raether, P.....	AP
1993	Henry Ford, DE.....	AP, Coaches
	Orlando Watters, CB.....	Coaches
1995	Madre Hill, RB.....	AP, Coaches
	Mark Smith, LB.....	AP, Coaches
	Steven Conley, DE.....	Coaches
1998	Brandon Burlsworth, OG.....	AP, Coaches
	Melvin Bradley, NG.....	Coaches
	Zac Painter, S.....	AP, Coaches
1999	Anthony Lucas, WR.....	AP
	Kenoy Kennedy, FS.....	Coaches
2000	Quinton Caver, LB.....	AP, Coaches
2001	Jermaine Petty, LB.....	AP
	Ken Hamlin, FS.....	AP
2002	Fred Talley, RB.....	Coaches
	Ken Hamlin, FS.....	AP, Coaches
	Shawn Andrews, OT.....	AP, Coaches
2003	Ahmad Carroll, CB.....	Coaches
	Cedric Cobbs, RB.....	AP, Coaches
	Shawn Andrews, OT.....	AP, Coaches
	Tony Bua, LB/FS.....	Coaches
2004	Jeb Huckeba, DE.....	Coaches
2005	Darren McFadden, RB.....	AP, Coaches
2006	Chris Houston, CB.....	AP
	Darren McFadden, RB.....	AP, Coaches
	Jamaal Anderson, DE.....	AP, Coaches
	Jonathan Luigs, C.....	AP, Coaches
	Keith Jackson, DT.....	AP
	Sam Olajubutu, LB.....	AP, Coaches
	Tony Ugoh, OT.....	AP, Coaches
	Zac Tubbs, OT.....	Coaches
2007	Darren McFadden, RB.....	AP, Coaches
	Felix Jones, RB/KR.....	AP, Coaches
	Jonathan Luigs, C.....	AP, Coaches
	Mitch Petrus, OG.....	Coaches
	Robert Felton, OG.....	AP, Coaches
2008	D.J. Williams, TE.....	AP
2009	Mitch Petrus, OG.....	AP, Coaches
2010	D.J. Williams, TE.....	AP, Coaches
	DeMarcus Love, OT.....	AP, Coaches
	Knile Davis, RB.....	AP
2011	Jake Bequette, DE.....	Coaches
	Jarius Wright, WR.....	AP, Coaches
	Joe Adams, WR/PR.....	AP, Coaches
	Tyler Wilson, QB.....	AP, Coaches
2012	Cobi Hamilton, WR.....	AP, Coaches
2013	Travis Swanson, C.....	AP
2014	Martrell Spaight, LB.....	AP, Coaches
2015	Hunter Henry, TE.....	AP, Coaches
	Sebastian Tretola, OG.....	AP, Coaches
2016	Dan Skipper, OL.....	AP, Coaches
	Rawleigh Williams III, RB.....	AP
2020	Jalen Catalon, S.....	AP
	Grant Morgan, LB.....	AP, Coaches
2021	Montaric Brown, CB.....	Coaches
	Treyton Burks, WR.....	AP, Coaches
2022	Jake Bates, KOS.....	Coaches
	Drew Sanders, LB.....	AP, Coaches
	Raheim Sanders, RB.....	AP
	Ricky Stromberg, C.....	AP, Coaches
2023	Landon Jackson, DE.....	Coaches
	Cam Little, KOS.....	Coaches
2024	Andrew Armstrong, WR.....	AP



JARIUS WRIGHT became one of three Razorback wide receivers to top the 1,000-yard plateau in a single season when he totaled 1,117 receiving yards in 2011. He finished his career as Arkansas' all-time leading receiver with 2,934 yards.



KEN HAMLIN left as Arkansas' record holder for career tackles with 381. In 2000, he became the first Razorback freshman to lead the team in tackles. He was named a first-team All-American in 2002 and a two-time All-SEC first team (2001, '02) choice.



In 2013, **ALEX COLLINS** became the first freshman in SEC history to begin his career with three straight 100-yard rushing games and the first true freshman in the FBS to do that since Oklahoma's Adrian Peterson in 2004.



ALL-SEC SELECTIONS

SECOND TEAM

1992	Kirk Botkin, TE.....AP
	Pete Raether, P.....Coaches
	Orlando Watters, CB.....Coaches
1993	Kirk Botkin, TE.....AP
	Isaac Davis, OG.....Coaches
1995	Tracy Cantlope, CB.....Coaches
	Steven Conley, DE.....AP
	Verl Mitchell, OG.....AP, Coaches
	Junior Soli, NG.....AP, Coaches
1996	Melvin Bradley, NG.....Coaches
	Russ Brown, OG.....Coaches
	C.J. McLain, DE.....Coaches
1997	Melvin Bradley, NG.....AP, Coaches
	Brandon Burlsworth, OG.....AP, Coaches
1998	Melvin Bradley, NG.....AP
	Kenoy Kennedy, FS.....AP
	Todd Latourette, K.....AP, Coaches
	Anthony Lucas, WR.....AP, Coaches
	C.J. McLain, DE.....AP
	Clint Stoerner, QB.....AP
1999	David Barrett, CB.....AP, Coaches
	Joe Dean Davenport, TE.....Coaches
	Kenoy Kennedy, FS.....AP
	Anthony Lucas, WR.....Coaches
	Clint Stoerner, QB.....AP
	Bobbie Williams, OT.....Coaches
2000	Richie Butler, P.....AP, Coaches
2001	Shawn Andrews, OT.....AP
	Tony Bua, LB/FS.....AP
	Carlos Hall, DE.....AP
	Kenny Sandlin, C.....AP
	Fred Talley, RB.....Coaches
2002	Tony Bua, LB/FS.....AP, Coaches
	Ahmad Carroll, CB.....Coaches
	Fred Talley, RB.....AP
2003	Tony Bua, LB/FS.....AP
	Caleb Miller, LB.....AP, Coaches
	Jason Peters, TE.....Coaches
	George Wilson, SE.....AP
2004	Matt Jones, QB.....Coaches
2005	Keith Jackson, DT.....AP
	Felix Jones, RB/KR.....Coaches
	Sam Olajubutu, LB.....AP
	Kyle Roper, C.....AP
2006	Felix Jones, RB/KR.....AP, Coaches
	Stephen Parker, OG.....AP
2007	Nate Garner, OT.....AP, Coaches
	Michael Grant, FS.....AP, Coaches
	Marcus Harrison, DT.....AP
	Matt Hewitt, SS.....AP
2008	Jeremy Davis, P.....AP
	Jonathan Luigs, C.....AP, Coaches
	Malcolm Sheppard, DE.....AP, Coaches
	Michael Smith, RB.....AP, Coaches
	D.J. Williams, TE.....Coaches
2009	Joe Adams, WR/PR.....AP
	Ryan Mallett, QB.....AP, Coaches
	Malcolm Sheppard, DE.....AP, Coaches
	D.J. Williams, TE.....Coaches
2010	Jake Bequette, DE.....AP, Coaches
	Knile Davis, RB.....Coaches
	Jerry Franklin, LB.....Coaches
	Ryan Mallett, QB.....AP, Coaches
	Tramain Thomas, S.....AP
2011	Alvin Bailey, OG.....AP, Coaches
	Dylan Breeding, P.....AP, Coaches
	Jerry Franklin, LB.....AP, Coaches
	Dennis Johnson, RB.....AP
2012	Dylan Breeding, P.....AP, Coaches
	Travis Swanson, C.....AP
2013	Trey Flowers, DE.....Coaches
	Hunter Henry, TE.....AP

	Zach Hocker, K.....AP
	Chris Smith, DE.....Coaches
	Travis Swanson, C.....Coaches
2014	Trey Flowers, DE.....Coaches
	Hunter Henry, TE.....Coaches
	Darius Philon, DT.....AP
	Jonathan Williams, RB.....AP
2015	Dan Skipper, OT.....AP, Coaches
	Alex Collins, RB.....AP, Coaches
	Drew Morgan, WR.....AP
2016	Frank Ragnow, OL.....AP
	Rawleigh Williams III, RB.....Coaches
2017	Frank Ragnow, OL.....AP
	De'Jon Harris, LB.....AP
2018	Hjalte Froholdt, OL.....AP
	De'Jon Harris, LB.....AP
2019	Treyton Burks, KR/PR.....Coaches
	De'Jon Harris, LB.....AP
2020	Treyton Burks, WR.....AP, Coaches
	Jalen Catalon, S.....Coaches
	Jonathan Marshall, DL.....AP
	Bumper Pool, LB.....Coaches
2021	Bumper Pool, LB.....AP, Coaches
	Ricky Stromberg, C.....AP
2022	Beaux Limmer, OG.....AP
	Dwight McGlother, LB.....Coaches
	Bumper Pool, LB.....Coaches
	Raheim Sanders, RB.....Coaches
	Dalton Wagner, OT.....AP
2023	Joshua Braun, OG.....AP
	Max Fletcher, P.....Coaches
	Landon Jackson, DE.....AP
2024	Andrew Armstrong, WR.....Coaches
	Fernando Carmona, OL.....Coaches (3rd)
	Ja'Quinden Jackson, RB.....AP, Coaches
	Landon Jackson, DE.....AP, Coaches
	Xavian Sorey Jr, LB.....Coaches (3rd)

ALL-FRESHMEN

1992	Oscar Malone, RB
1993	Don Struebing, C
	Mark Smith, LB
1994	Matt Wait, P
1995	Anthony Lucas, WR
	Russ Brown, OL
1996	D.J. Cooper, DL
1997	Randy Garner, LB
	Quentin Caver, LB
1998	Carlos Hall, DL
	Orlando Green, DB
1999	Cedric Cobbs, RB
	Richie Butler, P
2000	Richard Smith, WR
	Caleb Miller, LB
	Ken Hamlin, DB
2001	Shawn Andrews, OL
	Jeb Hucekba, LB
	Ahmad Carroll, DB
2004	Marcus Monk, WR
	Robert Felton, OL
	Matt Gilbow, OL
2005	Jeremy Davis, P
	Jonathan Luigs, OL
	Casey Dick, QB
	Darren McFadden, RB*
	Freddie Fairchild, LB
	Felix Jones, RS
2006	Ben Cleveland, TE
	Damian Williams, WR
	Wendel Davis, LB
2007	D.J. Williams, TE
	Damario Ambrose, DL
	Freddy Burton, LB

2008	Alex Tejada, PK
	Grant Cook, OL
	Jake Bequette, DL
	Zach Stadther, DL
	Jerry Franklin, LB
	Dennis Johnson, RS
2009	Tenarius Wright, DL
2010	Alvin Bailey, OL
	Travis Swanson, C
	Byran Jones, DL
	Zach Hocker, PK
2011	Trey Flowers, DL
	Tevin Mitchell, DB
	Marquel Wade, RS
2012	A.J. Turner, LB
	Otha Peters, LB
	Rohan Gaines, DB
2013	Hunter Henry, TE
	Denver Kirkland, OL
	Alex Collins, RB*
	Darius Philon, DL
2014	Frank Ragnow, C
2015	Dre Greenlaw, LB
	Rawleigh Williams III, RB
2016	McTelvin Agim, DL
	De'Jon Harris, LB
2017	De'Vion Warren, RS
2019	Treyton Burks, WR
2020	Jalen Catalon, S
	Hudson Henry, TE
	Brady Latham, OL
2021	Cam Little, K
	Raheim Sanders, RB
2022	Chris Paul Jr., LB
	Quincey McAdoo, DB
	Eli Stein, LS
2023	Andrew Chamblee, OL
	Jaylon Braxton, DB
	Isaiah Sategna, RS

*Freshman of the Year



LONDON JACKSON became the fifth Arkansas defensive end to earn All-SEC honors in multiple seasons in 2023-24.



SEC WEEKLY AWARDS

OFFENSIVE

- 1992 Todd Wright (Oct. 10)
- 1995 Madre Hill (Sept. 9)
Madre Hill (Sept. 30)
Madre Hill (Oct. 28)
- 1999 Clint Stoerner (Oct. 30)
Clint Stoerner (Co) (Nov. 13)
- 2002 Fred Talley (Oct. 14)
- 2003 Cedric Cobbs (Sept. 6)
Cedric Cobbs (Sept. 27)
- 2006 Darren McFadden (Co) (Nov. 24)
- 2007 Darren McFadden (Nov. 3)
Casey Dick (Nov. 17)
Darren McFadden (Nov. 23)
- 2008 Michael Smith (Oct. 11)
Casey Dick (Nov. 1)
- 2009 Ryan Mallett (Nov. 7)
Ryan Mallett (Nov. 21)
- 2010 Ryan Mallett (Sept. 18)
Ryan Mallett (Oct. 30)
Knile Davis (Nov. 6)
- 2011 Tyler Wilson (Co) (Oct. 1)
Jarius Wright (Co) (Oct. 1)
Dennis Johnson (Oct. 22)
Tyler Wilson (Nov. 19)
- 2012 Cobi Hamilton (Co) (Sept. 22)
- 2014 Alex Collins (Sept. 13)
- 2015 Brandon Allen (Nov. 7)
- 2016 Austin Allen (Sept. 10)
Rawleigh Williams III (Oct. 15)
Rawleigh Williams III (Co) (Nov. 5)
Rawleigh Williams III (Nov. 19)

- 2021 Treylon Burks (Sept. 27)
Treylon Burks (Nov. 29)
- 2022 Raheim Sanders (Oct. 31)
Raheim Sanders (Nov. 22)
- 2024 Taylen Green (Oct. 28)

DEFENSIVE

- 1992 Orlando Watters (Sept. 12)
Kelvin Knight (Oct. 10)
- 1993 Darwin Ireland (Oct. 2)
Orlando Watters (Nov. 27)
- 1995 Mark Smith (Sept. 16)
Steven Conley (Nov. 4)
- 1998 Jeromy Flowers (Sept. 26)
Kenoy Kennedy (Nov. 7)
David Barrett (Nov. 28)
- 2000 Quinton Caver (Sept. 23)
Quinton Caver (Nov. 16)
Quinton Caver (Nov. 23)
- 2001 Ken Hamlin (Sept. 1)
Jermaine Petty (Nov. 3)
- 2002 Tony Bua (Sept. 9)
Ken Hamlin (Dec. 2)
- 2003 Caleb Miller (Sept. 13)
Arrion Dixon (Nov. 1)
Tony Bua (Nov. 8)
- 2006 Randy Kelly (Sept. 23)
Chris Houston (Nov. 18)
- 2010 Tramain Thomas (Oct. 9)
Jerry Franklin (Nov. 20)
Jerico Nelson (Nov. 27)
- 2011 Jerry Franklin (Co) (Oct. 29)
- 2014 Martrell Spaight (Co) (Nov. 15)

- 2020 Joe Foucha (Co) (Oct. 5)
Bumper Pool (Co) (Oct. 5)
Grant Morgan (Co) (Oct. 19)
Jalen Catalon (Nov. 9)
- 2021 Hayden Henry (Sept. 14)
- 2022 Hudson Clark (Oct. 18)
Bumper Pool (Sept. 5)
Drew Sanders (Sept. 12)
Drew Sanders (Nov. 22)
- 2023 Lorando Johnson (Nov. 6)
- 2024 TJ Metcalf (Sept. 23)

SPECIAL TEAMS

- 2002 Tom Crowder (Oct. 28)
David Carlton (Nov. 11)
- 2004 Pierre Brown (Nov. 20)
- 2006 Felix Jones (Oct. 21)
Anthony Brown (Nov. 4)
- 2007 Felix Jones (Sept. 1)
- 2009 Dennis Johnson (Co) (Sept. 5)
Dennis Johnson (Oct. 10)
- 2010 Joe Adams (Oct. 23)
- 2011 Joe Adams (Sept. 3)
Zach Hocker (Oct. 29)
Dennis Johnson (Nov. 5)
Joe Adams (Nov. 12)
- 2012 Zach Hocker (Tri) (Oct. 13)
- 2013 Alan D'Appollonio (Sept. 14)
Sam Irwin-Hill (Oct. 12)
- 2014 Sam Irwin-Hill (Nov. 22)
- 2016 Dan Skipper (Co) (Oct. 3)
- 2017 De'Vion Warren (Oct. 28)
- 2019 Connor Limpert (Sept. 26)

- 2021 Cam Little (Nov. 15)
- 2023 Cam Little (Nov. 6)

OFFENSIVE LINEMAN

- 2004 Kyle Roper (Nov. 13)
- 2006 Jonathan Luigs (Oct. 7)
Stephen Parker (Oct. 28)
Tony Ugoh (Nov. 11)
- 2007 Jonathan Luigs (Oct. 20)
Mitch Petrus (Nov. 3)
Nate Garner (Nov. 17)
- 2009 Mitch Petrus (Oct. 31)
- 2010 DeMarcus Love (Nov. 20)
- 2011 Alvin Bailey (Sept. 10)
- 2014 Sebastian Tretola (Oct. 25)
Dan Skipper (Nov. 15)
- 2015 Sebastian Tretola (Oct. 3)
Mitch Smothers (Oct. 31)
Dan Skipper (Nov. 14)
- 2016 Dan Skipper (Sept. 10)
Frank Ragnow (Sept. 17)
Dan Skipper (Co) (Nov. 19)
- 2021 Ricky Stromberg (Sept. 20)
- 2022 Ricky Stromberg (Sept. 12)
Ricky Stromberg (Nov. 22)
- 2023 Beaux Limmer (Nov. 6)
- 2024 Fernando Carmona (Sept. 2)
Fernando Carmona (Oct. 7)

DEFENSIVE LINEMAN

- 2004 Arrion Dixon (Sept. 5)
Jeremy Harrell (Sept. 25)
- 2005 Jamaal Anderson (Nov. 19)
- 2006 Jamaal Anderson (Oct. 7)
Keith Jackson (Oct. 14)
- 2007 Damario Ambrose (Sept. 29)
- 2008 Adrian Davis (Oct. 11)
- 2009 Tenarius Wright (Oct. 3)
- 2011 Jake Bequette (Co) (Nov. 5)
- 2012 Chris Smith (Co) (Sept. 1)
Trey Flowers (Oct. 6)
Chris Smith (Co) (Nov. 3)
- 2013 Trey Flowers (Aug. 31)
Chris Smith (Sept. 21)
- 2014 Trey Flowers (Sept. 20)
Darius Philon (Nov. 22)
- 2015 Deatrich Wise Jr. (Nov. 27)
- 2016 Deatrich Wise Jr. (Sept. 3)
- 2021 Tre Williams (Sept. 27)
- 2022 Jordan Domineck (Sept. 5)

FRESHMAN

- 2005 Felix Jones (Sept. 3)
Darren McFadden (Oct. 15)
Darren McFadden (Oct. 22)
Casey Dick (Nov. 12)
- 2006 Mitch Mustain (Sept. 16)
- 2008 Joe Adams (Sept. 6)
Dennis Johnson (Nov. 28)
- 2011 Tevin Mitchell (Oct. 8)
- 2013 Alex Collins (Sept. 7)
Alex Collins (Sept. 14)
- 2015 Dre Greenlaw (Oct. 24)
Dre Greenlaw (Nov. 14)
- 2017 Chase Hayden (Aug. 31)
Cole Kelley (Oct. 28)
- 2020 Hudson Clark (Oct. 19)
- 2021 Cam Little (Sept. 14)
Cam Little (Nov. 8)
- 2023 Jaylon Braxton (Nov. 6)
Isaiah Augustave (Nov. 20)
- 2024 Malachi Singleton (Oct. 7)
Braylen Russell (Oct. 28)



The first player in program history to win SEC Defensive Player of the Week multiple times in a season, **QUINTON CAVER** earned the honors three times in 2000. His final weekly honor in 2000 came after a 14-3 win over No. 24 LSU at War Memorial Stadium where he snatched a 33-yard interception return for a touchdown.

ALL-SWC SELECTIONS (1915-91)



LAMAR McHAN, who led the SWC in passing in 1953, was a three-time All-Southwest Conference selection from 1951-53.



BILLY RAY SMITH SR. earned first-team All-Southwest Conference honors in 1956.



BILLY RAY SMITH JR. made the All-Southwest Conference first team in 1981 and 1982.

HB Gary Adams (1966-68)
 B Lance Alworth (1960-61)
 RB Gary Anderson (1982)
 S Steve Atwater (1986, 1988)
 HB Herman Bagby (1924)
 E Alton Baldwin (1946)
 G Jim Barnes (1968)
 WR Teddy Barnes (1975)
 FB Garland Beavers (1928)
 G Mike Bender (1965)
 E Jim Benton (1936-37)
 T W.R. Benton Jr. (1934)
 C Jay Bequette (1982)
 S Martine Bercher (1966)
 E Clifford Blackburn (1924)
 LB Mike Boschetti (1970)
 HB Danny Brabham (1962)
 HB Jesse Branch (1962)
 C Rodney Brand (1968-69)
 HB Jack Brasuell (1965-66)
 QB Jon Brittenum (1965-66)
 DT Bud Brooks (1954)
 DT Dick Bumpas (1970)
 DT Earl Buckingham (1982)
 TB Bill Burnett (1969-70)
 B Bobby Burnett (1965)
 E Tommy Burnett (1966)
 S Bo Busby (1975)
 QB Ron Calcagni (1977)
 NG Mike Campbell (1975)
 E Preston Carpenter (1955)
 LB Ronnie Caveness (1963-64)
 NG Tony Cherico (1985-87)
 K Tommy Cheyne (1975)
 OG Freddie Childress (1986, 1988)
 T John Childress (1961)
 QB George Cole (1927)
 C James Coleman (1919)
 E Jimmy Collier (1960-61)
 CB Anthony Cooney (1989)
 G David Cooper (1967)
 E Charles Corgan (1923)
 TB Ben Cowins (1976-78)
 P Steve Cox (1979-80)

C Elbert Crawford (1989)
 QB *Steve Creekmore Sr. (1910)
 E Bobby Crockett (1965)
 T Dick Cunningham (1966)
 FB Jack Dale (1930)
 QB Gene Davidson (1917, 1919)
 RB David Dickey (1966-67)
 E Chuck Dicus (1968-70)
 E Jay Donathan (1957)
 G Jerry Dossey (1969)
 HB Kay Eakin (1939)
 RB Jerry Eckwood (1975)
 OG Marcus Elliott (1983-84)
 T *Dan Estes (1913)
 FS Kevin Evans (1979-80)
 WR Robert Farrell (1979)
 DE Ron Faurot (1983)
 QB Joe Ferguson (1971)
 RB Ike Forte (1974-75)
 LB Lynn Garner (1968)
 G Dean Garrett (1961)
 C Melvin Gibbs (1966)
 C Bob Griffin (1951)
 QB Quinn Grovey (1988)
 DT Dan Hampton (1978)
 E Hartford Hamilton (1966-67)
 OG Ronnie Hammers (1970)
 T Dave Hanner (1950-51)
 E Harry Hansard (1921)
 OG Leotis Harris (1977)
 LB Wayne Harris (1959-60)
 HB Ken Hatfield (1964)
 C Mark Henry (1991)
 T Glen Ray Hines (1964-65)
 T *Percy Hinton (1912)
 C *Phil Huntly (1911)
 LB Larry Jackson (1977-78)
 T Charlie Jamerson (1921)
 E Bruce James (1970)
 CB Michael James (1991)
 T Gus Japp (1925)
 G Jim Johnson (1964)
 WB Harry Jones (1965)
 E Ronnie Jones (1971)

DE Ivan Jordan (1973-75)
 OT Mike Kelson (1970-71)
 T Rick Kersey (1969)
 OT Greg Koch (1975)
 OT Greg Kolenda (1978-79)
 OG Steve Korte (1981-82)
 C Richard LaFargue (1975)
 K Bruce Lahay (1981)
 E Jerry Lamb (1963-64)
 S Greg Lasker (1985)
 K Steve Little (1974-75, 1977)
 T Charles Lively (1946)
 DB Vaughn Lusby (1977-78)
 OT Jim Mabry (1988-89)
 QB Fred Marshall (1964)
 DB Patrick Martin (1977)
 DT Wayne Martin (1988)
 HB *Russell May (1913)
 T Jerry Mazzanti (1962)
 LB Hal McAfee (1975)
 K Bill McClard (1970-71)
 QB Lamar McHan (1951-53)
 DE Johnnie Meadors (1975)
 T John Measel (1933)
 FB *Clinton Milford (1909)
 OT Alfred Mohammed (1982)
 B Billy Moore (1962)
 FB Henry Moore (1954-55)
 DB Jerry Moore (1970)
 B Jim Mooty (1958-59)
 QB Bill Montgomery (1970)
 TE Pat Morrison (1970)
 TB Dickey Morton (1972-73)
 FB Tom Murphy (1933)
 FB Gerald Nesbitt (1956-57)
 K Ish Ordonez (1979-80)
 OLB Kerry Owens (1988)
 OG Limbo Parks (1985)
 G Leon Pense (1943)
 T *Stanley Phillips (1909)
 T Loyd Phillips (1964-66)
 LB Cliff Powell (1968-69)
 G Tom Reed (1971-72)
 E Mike Reppond (1971)

C Ron Revard (1971)
 DT Jon Rhiddlehoover (1973)
 LB Danny Rhodes (1971, 1973)
 NG Richard Richardson (1982)
 QB Jack Robbins (1936)
 E Bobby Roper (1965)
 E Glen Rose (1927)
 E Paul Rucker (1933)
 T Ernest Ruple (1967)
 E Floyd Sagely (1953)
 S Howard Sampson (1977)
 QB Kevin Scanlon (1979)
 E Wear Schoonover (1929)
 E Mike Schumchyk (1944)
 T Brad Scott (1926)
 B Clyde Scott (1946-48)
 DT Michael Shepherd (1988-89)
 SE James Shibest (1984, 1986)
 OT Gerald Skinner (1975-76)
 T Billy Ray Smith Sr. (1956)
 DE Billy Ray Smith Jr. (1981-82)
 DB Rollen Smith (1973)
 C Bill Spivey (1934)
 OG George Stewart (1979)
 C Randy Stewart (1965)
 HB Terry Stewart (1969)
 OG/C R.C. Thielemann (1975-76)
 G Ray Trail (1962)
 K Kendall Trainor (1988)
 HB Tommy Trantham (1965-67)
 G Clyde Van Sickle (1928)
 DT Jimmy Walker (1975-78)
 CB Danny Walters (1982)
 T Jim Williams (1964-65)
 LB Rickey Williams (1987)
 HB Ben Winkelman (1921)
 TE Billy Winston (1988)
 K Todd Wright (1989)
 CB Kevin Wyatt (1984)
 LB Bert Zinamon (1983)

*(First team selections only)
 *Arkansas joined the Southwest
 Conference in 1914*




RETIRED NUMBERS

The ultimate honor is to have your jersey number retired, and in the 122 years the Razorbacks have been on the football field, only two players have had the honor bestowed upon them. Clyde Scott (No. 12) and Brandon Burlsworth (No. 77) wore numbers no future Razorback will.

12

CLYDE "SMACKOVER" SCOTT

Halfback | 1946-49
Smackover, Arkansas | Smackover High School



Following a glamorous career in the 1940s, the athletic department decided to retire No. 12. Nicknamed "Smackover" for his hometown, Clyde Scott made a name for himself in 1948, winning the silver medal in the hurdles at the Olympic Games in August and then reporting to football practice, where he would earn All-America honors during his senior year.


Scott rushed for 1,463 yards during his career for a school record at the time. In 1948 he had an impressive 7.0 yards-per-carry average, gaining 670 yards on 95 attempts. Scott was the first Razorback athlete to win an Olympic medal as most of Arkansas' track success didn't come until 1978 with the arrival of John McDonnell.

When Arkansas was recruiting Steve Little, coach Frank Broyles asked Scott if Little could wear his retired No. 12. Scott graciously agreed and Little went on to an All-American career. Scott passed away in Little Rock, Arkansas, on Jan. 30, 2018, at the age of 93.

77

BRANDON BURLSWORTH

Guard | 1994-98
Harrison, Arkansas | Harrison High School



The athletics department did not see fit to retire another football jersey until after the 1998 campaign, when the No. 77 worn by Razorback All-American offensive guard Brandon Burlsworth was retired.

One of the most inspiring stories in Razorback history, Burlsworth joined the Razorbacks in 1994 as a walk-on. Following a redshirt year, he earned a scholarship with his work ethic in the weight room. After serving as a backup guard for the 1995 SEC Western Division champions, he earned a starting position in the spring of '96 and never yielded it. He went on to start 34 consecutive games, concluding with the Florida Citrus Bowl on Jan. 1, 1999.

Burlsworth was an All-SEC offensive guard in 1997. In 1998 he not only earned all-conference honors, but was named a first-team All-American by The Football News. He was the leader of an offensive line that helped the Razorback offense score more points than it had since 1970 and produce more yards than it had since the 1989 season.

In the classroom, Burlsworth was equally astounding. He earned his bachelor's degree in marketing management in 1997 and immediately went to work on his master's in business administration. In December 1998, Burlsworth completed his master's requirements to become the first Razorback football player to complete a master's degree before playing in his final game.

Burlsworth was drafted in the third round by the Indianapolis Colts, but tragically died in an automobile accident less than two weeks later. The entire state of Arkansas was stunned and head coach Houston Nutt recommended that Burlsworth's jersey be retired. Athletics director Frank Broyles quickly agreed.



HONORS

NATIONAL FOOTBALL FOUNDATION & COLLEGE FOOTBALL HALL OF FAME

- 1954 Hugo Bezdek (HC)
 - 1967 Wear Schoonover (P)
 - 1971 Clyde Scott (P)
 - 1983 Frank Broyles (HC)
 - 1984 Lance Alworth (P)
 - 1987 Johnny Majors (AC)
 - 1992 Loyd Phillips (P)
 - 1997 Bowden Wyatt (HC)
 - 1999 Chuck Dicus (P)
 - 2000 Billy Ray Smith Jr. (P)
 - 2001 Barry Switzer (AC)
 - 2003 Doug Dickey (AC)
 - Hayden Fry (AC)
 - 2004 Wayne Harris (P)
 - Tracy Rocker (AC)
 - Lou Holtz (HC)
 - 2008 Ronnie Caveness (P)
 - 2010 Jimmy Johnson (P/AC)
 - 2012 Danny Ford (HC)
 - 2019 Darren McFadden (P)
 - 2024 Dan Hampton (P)
- (HC) - Head Coach; (AC) - Assistant Coach; (P) - Player

ARKANSAS SPORTS HALL OF FAME

Established in January 1959 to honor individuals who have made a special contribution to athletics in Arkansas.

- 1959 Jim Lee Howell, football
- Wear Schoonover, football
- 1960 Jim Barnhill, football
- John Barnhill, football, college athletics
- Steve Creekmore, football, golf
- 1961 Hugo Bezdek, football, baseball
- 1963 Clyde Scott, football, track
- George Cole, football, college athletics
- Russell May, football
- 1964 Glen Rose, basketball, football
- Dan Estes, football
- 1965 Gordon Carpenter, basketball
- Tom Murphy, basketball, football
- J.L. Carter, football
- 1966 Francis Schmidt, football
- 1967 Frank Broyles, football, college athletics
- 1968 Howard "Red" Hickey, football
- Gene "Sodie" Davidson, football
- 1970 Melvin McGaha, baseball, basketball, football
- Fred Thomsen, football
- 1971 Wilson Matthews, football
- Pat Summerall, football
- 1972 Maurice "Footsie" Britt, football
- Dave Hanner, football
- Boyd Cypert, college athletics
- 1973 Ray Hamilton, football
- Sam Coleman, high school athletics
- 1974 Jack Robbins, football
- 1975 Miller Barber, golf
- Lamar McHan, football
- 1976 Billy Ray Smith, Sr., football
- 1977 Leon "Muscles" Campbell, football
- Tom Pickell, basketball
- 1978 Fred Williams, football
- 1979 Lance Alworth, football
- Johnny Adams, basketball
- 1980 Barry Switzer, football
- 1981 Clifford Shaw, officiating
- Jim Mooty, football
- Wayne Harris, football
- 1982 Aubrey "Cobb" Fowler, football, track
- Milan Creighton, football
- 1983 Lou Holtz, football
- Eddie Sutton, basketball
- 1984 Fred Akers, football
- Kay Eakin, football

- 1985 Eugene Lambert, basketball
- Floyd Sagely, football
- 1986 Loyd Phillips, football
- W. Howard Pearce, football, stadium management
- 1987 John McDonnell, track
- Jim Lindsey, football
- Alton Baldwin, football
- 1988 George Kok, basketball
- Dwight Sloan, football
- Lewis Carpenter, football
- 1989 Ken Hatfield, football
- Harold Horton, football
- Brad Scott, football
- R.H. Sikes, golf
- 1990 Henry Moore, football
- 1991 Norm DeBrynn, baseball
- Pat Foster, basketball
- Gerald Nesbitt, football
- 1992 Preston Carpenter, football
- Dan Hampton, football
- 1993 Sidney Moncrief, basketball
- Buddy Bob Benson, football
- 1994 Joe Ferguson, football
- Ron Brewer, basketball
- Ike Poole, football, basketball
- 1995 Billy Ray Smith Jr., football
- Chuck Dicus, football
- 1996 Bill Burnett, football
- Kevin McReynolds, baseball
- Raymond Peters, football
- 1997 Bill Montgomery, football
- Billy Moore, football
- Mike Conley, track
- 1998 Nolan Richardson, basketball
- Marvin Delph, basketball
- Jimmy Johnson, football
- Firmon Bynum, football
- 1999 Ronnie Caveness, football
- Jerry Jones, football
- 2000 Tommy Boyer, basketball
- Bobby Burnett, football
- 2001 Orville Henry, journalism
- Jerry Lamb, football
- Ken Turner, football
- 2002 Steve Atwater, football
- Brandon Burlsworth, football
- Joe Kleine, basketball
- Cliff Powell, football
- 2003 O'Neale Adams, football
- Louis Schaufele, football, baseball
- Darrell Walker, basketball
- 2004 Jesse Branch, football
- Bud Campbell, journalism
- Bud Canada, football
- Steve Cox, football
- Wayne Martin, football
- 2005 William "Bud" Brooks, football
- Scott Hastings, basketball
- 2006 Gary Anderson, football
- John Daly, golf
- Paul Eells, television and radio play-by-play
- Fred Grim, basketball
- Bettye Fiscus Dickey, basketball
- 2007 Bobby Crockett, football
- Tom Pagnozzi, baseball
- George Walker, football
- Jim Elder, journalism
- 2008 Todd Day, basketball
- Bruce James, football
- Jon Richardson, football
- 2009 Martine Bercher, football
- R.C. Thielemann, football
- Corliss Williamson, basketball
- Jarrell Williams, football
- 2010 Bill Ferrell, trainer, baseball coach
- Leotis Harris, football
- Scotty Thurman, basketball
- 1964 National Championship football team
- 2011 Dick Bumpas, football
- Jerry Carlton, basketball



The legendary **DAN HAMPTON** became the 11th Arkansas player in program history to be inducted into the College Football Hall of Fame in 2024. Hampton joined Lance Alworth and Jimmy Johnson as the only former Razorbacks in both halls of fame.

- Ben Cowins, football
- Quinn Groveby, football
- Cliff Horton, football
- Cliff Lee, baseball
- 2012 Harry Jones, football
- Lee Mayberry, basketball
- U.S. Reed, basketball
- Bob Ford, football
- 1994 National Championship basketball team
- 2013 Stacy Lewis, golf
- Frank O'Mara, track and field
- 2014 David Bazzel, football
- Gary Blair, women's basketball coach
- Dennis Winston, football
- 2015 Pat Bradley, basketball
- Ron Calcagni, football
- Stephen Jones, football
- Christy Smith, basketball
- Bowden Wyatt, football coach
- 2016 Greg Koch, football
- Fred Marshall, football
- Almer Lee, basketball
- Niall O'Shaughnessy, track
- 2017 Larry Jackson, football
- Darren McFadden, football
- 2018 Shawn Andrews, football
- Jerry Eckwood, football
- Brisen Manor, football
- Kevin Scanlon, football
- Dean Weber, trainer
- 2019 Gary Adams, football
- Madre Hill, football
- Dave Van Horn, baseball
- Jerry Jones Jr., football
- Houston Nutt, football
- 2020 Veronica Campbell Brown, track & field
- Jim Counce, basketball
- Ike Forte, football
- Anthony Lucas, football
- Gus Malzahn, football
- Ron Marvel, basketball

- John Tate, basketball
 - 2021 Lisa Cornwell, golf
 - Lance Harter, track
 - Tim Horton, football
 - Joe Johnson, basketball
 - Johnny Ray, baseball
 - 2022 Corey Beck, basketball
 - Barry Foster, football
 - Tyson Gay, track & field
 - Matt Jones, football
 - Brad Taylor, football
 - Tommy Brasher, football
 - 2023 Jeff King, baseball
 - Glen Ray Hines, football
 - Jimmy Walker, football
 - 2024 Peyton Hillis, football
 - Ryan Mallett, football
 - Jason Peters, football
 - 2025 Felix Jones, football
 - Bev Lewis, athletic administration
 - Oliver Miller, basketball
 - Jack O'Keefe, golf
 - Clint Stoerner, football
- (Only inductees that coached, played or were closely affiliated with University of Arkansas athletics are listed)*

COTTON BOWL HALL OF FAME

- 1999 Frank Broyles
- 2001 Loyd Phillips
- 2005 Lance Alworth
- 2010 Warren Lyles
- 2012 Jim Williams
- 2016 Fred Marshall
- 2018 Houston Nutt
- 2020 Jerry Jones

PRO FOOTBALL HALL OF FAME

- 1978 Lance Alworth
- 2002 Dan Hampton
- 2017 Jerry Jones
- 2020 Steve Atwater
- Jimmy Johnson



HONORS

UNIVERSITY OF ARKANSAS SPORTS HALL OF HONOR

The University of Arkansas Sports Hall of Honor was established in 1988 as a means of honoring the all-time great athletes and coaches that have done so much in establishing a tradition of excellence in University of Arkansas athletics. Only former Razorback letterwinners are allowed to vote.

1988

Lance Alworth Sidney Moncrief
John Barnhill Glen Rose
Frank Broyles Clyde Scott

1989

Jim Benton Wilson Matthews
George Cole Kevin McReynolds
Wayne Harris Wear Schoonover

1990

Miller Barber Loyd Phillips
Mel McGaha Jack Robbins
John McDonnell Jim Lee Howell

1991

Leon Campbell Dan Hampton
Mike Conley Dave Hanner
Norm DeBriyn Fred Williams

1993

Ron Brewer Lamar McHan
Chuck Dicus Pat Summerall
Joe Ferguson

1994

George Kok Bettye Fiscus
Maurice Britt Billy Ray Smith Sr.
Bill Ferrell Niall O'Shaughnessy
Steve Little John Daly

1995

Bill Burnett Tim Lollar
Ken Hatfield J. William Fulbright
Eddie Sutton Bud Brooks
R.H. Sikes

1996

Preston Carpenter Billy Moore
Bob Cheyne Nolan Richardson
Joe Falcon Barry Switzer
Eugene Lambert Melody Sye
Bill Montgomery

1997

Harold Horton Frank O'Mara
Jim Mooty Jim Lindsey
Lon Farrell Henry Moore
Billy Ray Smith Jr. Floyd Sagely
Johnny Ray

1998

Steve Atwater Eddie Bradford
Marvin Delp Ike Poole
Paul Donovan Steve Creekmore Sr.
Bev Lewis

1999

Fred Akers Gerald Nesbitt
Tommy Boyer Tom Pagnozzi
Ronnie Caveness Stanley Redwine
Jimmy Johnson George Walker
Gordon Long

2000

Jesse Branch Jeff King
Bobby Burnett Joe Kleine
Lew Carpenter Tom Murphy
Delmonica DeHorney Dean Weber
Howard "Red" Hickey

2001

Alton Baldwin Glen Ray Hines
Jim Bone Cliff Powell
Deena Drossin Reuben Reina
Pat Foster Jarrell Williams
Quinn Grovey

2002

Todd Day Amber Nicholas Shirey
Bobby Crockett Harold E. "Sonney" Henson
Martine Bercher Ronnie Underwood
Rick Schaeffer Ray Hamilton
Deane Pappas

2003

Johnny Adams Jerry Mazzanti
Gary Anderson Cynthia Moore
Bud Canada Scott Tabor
Chip Hooper Corliss Williamson
Fred Marshall

2004

Brandon Burlsworth Seneca Lassiter
Jerry Carlton Wayne Martin
Peter Doohan Lee Mayberry
Harry Jones Tracy Webb Rice
Jerry Jones

2005

Dick Booth Jerry Lamb
Bill Gray Jon Richardson
Leotis Harris Christy Smith
Scott Hastings R.C. Thielemann
Steve Krueger

2006

Scott Bull Louis Schaufele
Dick Bumpas Martin Terry
Jay Donathan Amy Yoder Begley
Ron Hightower Lance Harter
Bobby Proctor

2007

Jim Barnes Brenden Pappas
Jackie Brasuell Randy Stewart
Ben Cowins Phillip Stidham
Megan Flowers Scotty Thurman
Dean Garrett

2008

Rodney Brand George McKinney
Tommy Brasher Gi-Gi Miller
Bruce James Darrell Walker
Daniel Lincoln Steed White
Ryan Lundquist

2009

Shawn Andrews Dr. Jim Counce
Richard Bell Alistair Cragg
Ron Calcagni Billy Joe Moody
Veronica Campbell-Brown Tom Pucci

2010

Bubba Carpenter U.S. Reed
Milan Creighton Tracy Robertson
Ike Forte Terry Don Phillips
Karen Gorham Erick Walder
Greg Koch Jim Williams
Kevin Scanlon

2011

Gary Adams Brison Manor Jr.
Steve Cox Jessica Field Phelan
Jessica Koch Dailey Godfrey Siamusiye
Fred Grim Pat Serret
Almer Lee Jimmy Walker

2012

Edrick Floreal Ronn Reynolds
Andrew Lang Jodi Rittenhouse
Bruce Maxwell Lisa Sparks
Bill McClard Terry Stewart
Clyde Rhoden Dennis Winston

2013

Charles Balentine Ed Hackett
Don Christian Cheryl McArton Ward
Greg D'Alexander Dickey Morton
Calvin Davis Buddy Sutton
Barry Foster

2014

Pat Bradley Kenoy Kennedy
Freddie Childress Stacy Lewis
Shameka Christon Pat Morrison
Robert Cox Louis Ramsay
Graham Hood

2015

DeeDee Brown-Campbell Steve Korte
Niall Bruton Mike Loggins
Robin Ford Ron Meyer
Lynn Garner Kendall Trainor
Derek Hood

2016

Gregory Lasker Christin Wurth-Thomas
Oliver Miller Tammy Kincaid Dustin
Lou Holtz Tom Pickell
Kenderick Moore Danny Rhodes
Roddie Haley

2017

Bo Busby Chin Bee Khoo
Louis Campbell Jack O'Keefe
Troy Eklund Melvin Lister
Ken Hamlin Amy Wright
Madre Hill

2018

Ron Faurot Ivan Jordan
Steve Loy Kim Storey
Sytia Messer Dana McQuillin Dahlke
Nick Schmidt April Steiner Bennett
Jerry Spencer Ewell Lee
Greg Horne Rickey Medlock
Randy Stephens Bruce Lahay
Jonathon Modica

2019

Mike Bender Maria Pavlidou
Tony Cherico Dean Pryor
Bill Dorothy Hunter Henry
Greg Kolenda James "Doc" Sexton
Jim Mabry Tim Siegel
Ruthie Miller Gerald Skinner
Krystal Osborne Shelly Wallace

2020

Corey Beck Amanda McCurdy
Jon Brittenum Darren McFadden
Ralph Kraus Ken Turner

2021

Robert Farrell Tiffany Woolley Moyer
Clint McDaniel George Stewart
Sandi Morris Brian Wellman

2022

Joe Adams Katherine Grable
Bill Bakewell Ron Huery
Gary Blair Andy Skeels
Ruth Cohoon Dale White
Ray Doakes

2023

Marc Brumble Honey Marsh
Taylor Ellis-Watson Houston Nutt
Lenzie Howell David Swain
Oskar Johansson Kimberly Wilson Jenkins
Felix Jones

2024

Ravin Caldwell Dave Van Horn
Alex Collins Devon Wallace
Matt Hemingway David Walling
Matt Jones Wendi Willits
Kareem Reid

ALL-CENTURY TEAM

Selected by fan ballot prior to the 1994 season as part of the UA football centennial celebration.

OFFENSIVE LINEMEN

Bud Brooks Glen Ray Hines
Freddie Childress Steve Korte
Leotis Harris R.C. Thielemann

RECEIVERS

Jim Benton Chuck Dicus
Bobby Crockett Wear Schoonover

RUNNING BACKS

Lance Alworth Jim Mooty
Leon Campbell Clyde Scott
Barry Foster

QUARTERBACKS

Joe Ferguson Lamar McHan
Quinn Grovey Bill Montgomery

DEFENSIVE LINEMEN

Dan Hampton Billy Ray Smith Sr.
Dave Hanner Billy Ray Smith Jr.
Wayne Martin Fred Williams
Loyd Phillips

LINEBACKERS

Ronnie Caveness Cliff Powell
Wayne Harris Dennis Winston

SECONDARY

Steve Atwater Ken Hatfield
Alton Baldwin Billy Moore
Martine Bercher

KICKERS

Steve Cox Pat Summerall
Steve Little

ALL-DECADE TEAMS

2010-19 OFFENSE

TE Hunter Henry
T Dan Skipper
C Frank Ragnow
G Travis Swanson
G Sebastian Tretola
T DeMarcus Love
WR Joe Adams
WR Jarius Wright
QB Ryan Mallett
RB Knile Davis
RB Alex Collins
K Zack Hocker

2010-19 DEFENSE

E Jake Bequette
T Darius Philon
T McTelvin Agim
E Trey Flowers
LB Jerry Franklin
LB De'Jon Harris
OLB Martrell Spaight
CB Tevin Mitchell
CB Henre' Toliver
S Tramain Thomas
S Kamren Curl
P Dylan Breeding



HONORS



KEN HATFIELD was an Academic All-American on Arkansas' 1964 National Championship team. His 81-yard punt return for a touchdown keyed the 14-13 victory at No. 1 Texas as Arkansas went 11-0 in 1964.

2000-09 OFFENSE

- TE D.J. Williams
- T Shawn Andrews
- G Mitch Petrus
- C Jonathan Luigs
- G Robert Felton
- T Tony Ugoh
- WR Marcus Monk
- WR George Wilson
- QB Matt Jones
- RB Darren McFadden
- RB Felix Jones
- K Alex Tejada

2000-09 DEFENSE

- E Jamaal Anderson
- T Marcus Harrison
- T Keith Jackson
- E Jeb Huckedba
- LB Quinton Caver
- LB Sam Olajubutu
- OLB Jermaine Petty
- CB Ahmad Carroll
- CB Chris Houston
- S Ken Hamlin
- S Tony Bua
- P Jeremy Davis

1990-99 OFFENSE

- TE Kirk Botkin
- T Bobbie Williams
- G Brandon Burlsworth
- C Grant Garrett
- G Isaac Davis
- T Chad Abernathy
- WR Anthony Lucas
- WR Anthony Eubanks
- QB Clint Stoerner
- RB Madre Hill
- RB Chrys Chukwuma
- K Todd Wright

1990-99 DEFENSE

- E Henry Ford
- T Melvin Bradley
- T Junior Soli
- E Steven Conley
- LB Jamel Harris
- LB Mark Smith
- OLB Darwin Ireland
- CB David Barrett
- CB Orlando Watters
- S Kenoy Kennedy
- S Zac Painter
- P Pete Raether

1980-89 OFFENSE

- TE Billy Winston
- T Jim Mabry
- G Steve Korte
- C Elbert Crawford
- G Freddie Childress
- T Alfred Mohammed
- WR James Shibest
- QB Quinn Grovey
- RB Gary Anderson
- RB James Rouse
- RB Barry Foster
- K Kendall Trainor

1980-89 DEFENSE

- E Billy Ray Smith Jr.
- T Wayne Martin
- NG Tony Chericco
- T Michael Shepherd
- E Kerry Owens
- LB Rickey Williams
- LB Bert Zinanon
- CB Danny Walters
- CB Richard Brothers
- S Steve Atwater
- S Greg Lasker
- P Greg Horne

1970-79 OFFENSE

- TE Charles Clay
- T Greg Koch
- G Leotis Harris
- C R. C. Thielemann
- G George Stewart
- T Greg Kolenda
- WR Chuck Dicus
- WR Mike Reppond
- QB Joe Ferguson
- RB Ben Cowins
- RB Dickey Morton
- K Steve Little

1970-79 DEFENSE

- E Dennis Winston
- NG Jimmy Walker
- T Dale White
- T Dan Hampton
- E Ivan Jordan
- LB Danny Rhodes
- LB Larry Jackson
- CB Vaughn Lusby
- CB Louis Campbell
- S Howard Sampson
- S Bo Busby
- P Steve Little

1960-69 OFFENSE

- E Bobby Crockett
- T Glen Ray Hines
- G Jim Barnes
- C Rodney Brand
- G Jerry Dossey
- T Dick Cunningham
- E Jerry Lamb
- E Chuck Dicus
- B Bill Montgomery
- B Jon Brittenum
- B Bill Burnett
- B Bruce Maxwell
- B Lance Alworth
- K Ronny South

1960-69 DEFENSE

- E Hartford Hamilton
- L John Childress
- L Jimmy Johnson
- L Loyd Phillips
- E Rick Kersey
- LB Wayne Harris
- LB Ronnie Caveness
- LB Cliff Powell
- B Gary Adams
- B Tommy Trantham
- B Billy Moore
- B Terry Stewart
- P Bobby Nix

1950-59

- E Floyd Sagely
- T Billy Ray Smith
- G Bud Brooks
- C Jay Donathan
- G Dave Hanner
- T Bob Griffin
- E Pat Summerall
- B Lamar McHan
- B Henry Moore
- B Lewis Carpenter
- B Gerald Nesbitt
- B Preston Carpenter
- B Jim Mooty

1940-49

- E Mike Schumchyk
- T Charles Lively
- G Leon Pense
- C Billy Ray Thomas
- G Theron Roberts
- T Ray Peters
- E Alton Baldwin
- B Clyde Scott

- B Leon Campbell
- B Geno Mazzanti
- B Ross Pritchard
- B Louis Schaufele

1930-39

- E Jim Benton
- T W. R. Benton
- G Clifford Van Sickle
- C Bill Spivey
- G John Measel
- T Howard "Red" Hickey
- E Paul Rucker
- B Ray Hamilton
- B Kay Eakin
- B Jack Robbins
- B Jack Dale
- B Tom Murphy

1920-29

- E Wear Schoonover
- T Charlie Jamerson
- G Brad Scott
- C Herman Boozman
- G Clyde Van Sickle
- T Gus Japp
- E Glen Rose
- B Herman Bagby
- B Ben Winkleman
- B George Cole
- B Garland Beavers

PRE-1920

- L John Shirley Wood
- L Stanley Phillips
- L J. Tate McGill
- L Phil C. Huntley
- L Percy Hinton
- L Dan Estes
- L James Coleman
- B Gene "Sodie" Davidson
- B Steve Creekmore
- B Clinton C. Milford

DANA X. BIBLE AWARD

Outstanding Player of the Year in the Southwest Conference as selected by Texas/Arkansas Football Magazine.

- 1975 Scott BullQB
- 1979 Kevin ScanlonQB

ACADEMIC ALL-AMERICA

- 1955 George WalkerQB
- 1957 Jerry FordC
- Gerald NesbittFB
- Wayne HarrisC
- 1959 Joe Paul AlbertyFB
- 1960 Lance AlworthHB
- 1961 Ken HatfieldHB
- 1964 Randy StewartC
- 1965 Jim LindseyWB
- Jack BrasuellHB
- 1968 Bob WhiteK
- 1969 Bill BurnettRB
- Terry StewartS
- 1978 Brad ShoupDB
- 1991 Mick ThomasLB
- 1992 Owen KellyNG
- 1993 Chris OliverOT
- 2003 Jerry ReithOT
- 2012 Dylan BreedingP
- 2015 Brooks EllisLB
- 2016 Brooks EllisLB
- 2023 Hudson ClarkDB

ABC-TV CHEVROLET PLAYER OF THE YEAR

- 1977 Larry JacksonLB/Defense

NATIONAL FOOTBALL FOUNDATION SCHOLAR

- 1969 Terry StewartS
- 1976 Bo BusbyS
- 1978 Brad ShoupDB
- 2016 Brooks EllisLB



HONORS

NCAA POSTGRADUATE SCHOLARSHIP

1969	Terry Stewart.....	Football
1978	Niall O'Shaughnessy.....	Track
	Brad Shoup.....	Football
1984	Don S. Denis.....	Swimming
1993	Chris Oliver.....	Football
2005	Matt Gunn.....	Track

HOUSTON POST AWARD

(Outstanding Player of the Year in the Southwest Conference)

1928	Garland "Bevo" Beavers.....	FB
1933	Tom Murphy.....	FB
1937	Jim Benton.....	E
1954	William "Bud" Brooks.....	G
1960	Wayne Harris.....	C
1962	Billy Moore.....	QB
1964	Fred Marshall.....	QB
1965	Bobby Crockett.....	E
1965	Glen Ray Hines.....	T
1969	Cliff Powell.....	LB
1970	Dick Bumpus.....	T
1978	Dan Hampton.....	DT

SPORTSMANSHIP AWARDS

1948	Gordon Long.....	Swede Nelson National Award
1953	Lamar McHan.....	SWC Trophy
1957	George Walker.....	SWC Trophy
1961	Lance Alworth.....	SWC Trophy
1966	Jon Brittenum.....	SWC Trophy
1970	Bill Burnett.....	SWC Trophy
	Bill Burnett.....	Kerns Tips Award
1975	Scott Bull.....	Fort Worth Kiwanis Award
1979	Kevin Scanlon.....	Fort Worth Kiwanis Award
1987	Tony Cherico.....	Fort Worth Kiwanis Award
1988	Jim Kremers.....	SWC Trophy

DELBERT SWARTZ OUTSTANDING ACADEMIC ACHIEVEMENT AWARD

1962	Lance Alworth.....	Football
1963	Danny Brabham.....	Football
1964	John Derdorff.....	Track
1965	Ken Hatfield.....	Football
1966	J. D. McConnell.....	Basketball
1967	Ken Sharp.....	Track
1968	Hartford Hamilton.....	Football
1969	Bob White.....	Football
1970	Dewitt Smith III.....	Football
1971	Steve Walters.....	Football
1972	Tom Reed.....	Football
1973	Tom Reed.....	Football
1974	Randy Jackson.....	Tennis
1975	Rickey Medlock.....	Basketball
1976	Tommy Cheyne.....	Football
1977	Ray Buckner.....	Basketball
1978	Jimmy Counce.....	Basketball
1979	Brad Shoup.....	Football
1980	Kevin Scanlon.....	Football
1981	Mark Anderson.....	Track
1982	Pat Vaughn.....	Track
1983	Tom Moloney.....	Track
1984	Bill Jasinski.....	Track
1985	Mark Lee.....	Football
1986	Chris Bequette.....	Football
1987	Jim Kremers.....	Baseball
1988	Shawn Baker.....	Basketball
1989	Odis Lloyd.....	Football
1990	Wade Hill.....	Football

J. FRANK BROYLES AWARD

UA's Top Male Athlete

1977	Niall O'Shaughnessy.....	Track
1978	Tim Lollar.....	Baseball
1979	Sidney Moncrief.....	Basketball
1980	Steve Krueger.....	Baseball
1981	U.S. Reed.....	Basketball
1982	Randy Stephens.....	Track

1983	Frank O'Mara.....	Track
1984	Mike Conley.....	Track
1985	Mike Conley.....	Track
1986	Ralph Kraus.....	Baseball
1987	Jim Kremers.....	Baseball
1988	Joe Falcon.....	Track
1989	Joe Falcon.....	Track
1990	Edrick Floreal.....	Track
1991	Quinn Grove.....	Football
1992	Todd Day.....	Basketball
1993	Erick Walder.....	Track
1994	Corliss Williamson.....	Basketball
1995	Corliss Williamson.....	Basketball
1996	Godfrey Siamusiye.....	Track
1997	Robert Howard.....	Track
1998	Robert Howard.....	Track
1999	Brandon Burlsworth.....	Football
2000	Melvin Lister.....	Track
2001	Quinton Caver.....	Football
2002	Jermaine Petty.....	Football
2003	Alistair Cragg.....	Track
2004	Alistair Cragg.....	Track
	Wallace Spearmon.....	Track
2005	Josphat Boit.....	Track
2006	Darren McFadden.....	Football
2007	Darren McFadden.....	Football

GARRETT UEKMAN MEMORIAL SCHOLARSHIP

2014	Luke Charpentier.....	OG/C
2015	Alex Voelzke.....	TE
2016	Jeremy Sprinkle.....	TE
2017	Kevin Richardson.....	DB
2018	Jeremy Patton.....	TE

CRIP HALL HOMECOMING PERFORMANCE BY A SENIOR AWARD

1950	Frank Fischel.....	E
1951	Lamar McHan.....	QB
1952	Larry Hogue.....	FB
1953	Lamar McHan.....	TB
1954	Bobby Proctor.....	B
1955	Preston Carpenter.....	HB
1956	Billy Ray Smith.....	T
	Ronnie Underwood.....	HB
1957	Gerald Nesbitt.....	FB
1958	Billy Gilbow.....	G
1959	Jim Mooty.....	HB
1960	Wayne Harris.....	C
1961	Lance Alworth.....	HB
1962	Billy Moore.....	QB
1963	Jim John.....	E
1964	Fred Marshall.....	QB
1965	Bobby Burnett.....	TB
1966	Martine Bercher.....	S
1967	Ronny South.....	QB
1968	Max Peacock.....	E
1969	Bruce Maxwell.....	FB
1970	Bill Montgomery.....	QB
1971	Bill McClard.....	K
1972	Louis Campbell.....	CB
	Don Wunderly.....	DT
1973	Dickey Morton.....	TB
	Danny Rhodes.....	LB
1974	Jon Rhiddlehoover.....	DT
	Billy Burns.....	LB
1975	Scott Bull.....	QB
1976	Harvey Hampton.....	DT
1977	Steve Little.....	K/P
1978	Jimmy Walker.....	DT
1979	Robert Farrell.....	WR
1980	Ish Ordonez.....	S
1981	Cliff Henry.....	K
1982	Gary Anderson.....	RB
1983	Mark Mistler.....	WR
1984	Danny Nutt.....	QB
1985	Mark Calcagni.....	QB
1986	Derrick Thomas.....	FB
1987	Rickey Williams.....	LB
1988	Kendall Trainor.....	K
1989	James Rouse.....	HB
1990	Derek Russell.....	WR
1991	Michael James.....	CB

1992	Pete Raether.....	P
1993	Darwin Ireland.....	LB
1994	Lance Ellison.....	K
1995	Barry Lunney Jr.....	QB
1996	Oscar Malone.....	TB
1997	Anthony Eubanks.....	WR
1998	Brandon Burlsworth.....	OG
1999	Clint Stoerner.....	QB
2000	J.J. Jones.....	LB
2001	Carlos Hall.....	DE
2002	Fred Talley.....	RB
2003	Caleb Miller.....	LB
2004	Jeb Huckleba.....	DE
2005	Kyle Roper.....	C
2006	Keith Jackson.....	DT
2007	Peyton Hillis.....	FB
2008	Casey Dick.....	QB
2009	Lucas Miller.....	WR
2010	D.J. Williams.....	TE
2011	Jarius Wright.....	WR
2012	Cobi Hamilton.....	WR
2013	Chris Smith.....	DE
2014	Martrell Spaight.....	LB
2015	Brandon Allen.....	QB
2016	Toby Baker.....	P
2017	David Williams.....	RB
2018	Armon Watts.....	DL
2019	DeJon Harris.....	LB
2020	Grant Morgan.....	LB
2021	Montaric Brown.....	DB
2022	Bumper Pool.....	LB
2023	Al Walcott.....	S
2024	Andrew Armstrong.....	WR

CHIM REED OUTSTANDING SENIOR FOR LEADERSHIP AWARD

1964	Jim Johnson.....	NG
1965	Jack Brasuell.....	B
1966	Eddie Woodlee.....	FB
1967	Alvin Jones.....	DT
1968	Tommy Dixon.....	DB
1969	Gordon McNulty.....	DE
1970	Bobby Field.....	DB
1971	Bobby Nichols.....	TE
1972	Louis Campbell.....	CB
1973	Danny Rhodes.....	LB
1974	Jon Rhiddlehoover.....	DT
1975	Tommy Cheyne.....	P
1976	Bo Busby.....	S
1977	Steve Heim.....	OT
1978	Jimmy Walker.....	DT
1979	Chuck Herman.....	OG
1980	Phillip Moon.....	OT
1981	Ronnie Trusty.....	OT
1982	Kim Dameron.....	WR
1983	Jim Schoolcraft.....	TE
1984	Joe Kleine.....	Basketball
1985	Andy Upchurch.....	C
1986	Derrick Thomas.....	FB
1987	Tony Cherico.....	FB
1988	Keith Wilson.....	Basketball
1989	Elbert Crawford.....	C
1990	Quinn Grove.....	QB
1991	Arlyn Bowers.....	Basketball
1992	Ray Lee Johnson.....	DE
1993	Tyrone Chatman.....	LB
1994	Jason Allen.....	QB
1995	Barry Lunney.....	QB
1996	Mark Smith.....	LB
1997	Anthony Eubanks.....	WR
1998	Grant Garrett.....	C
1999	Marvin Caston.....	FB
2000	Quinton Caver.....	LB
2001	Jermaine Petty.....	LB
2002	Fred Talley.....	RB
2003	George Wilson.....	WR
2004	Matt Jones.....	QB
2005	Clarke Moore.....	DE
2006	Brett Goode.....	LS
2007	Weston Dacus.....	LB
2008	Jonathan Luigs.....	C
2009	Michael Smith.....	RB
2010	Van Stumon.....	FB

GORDON CAMPBELL SENIOR SPIRIT AWARD

1969	Bob Stankovich.....	OT
1970	Steve Walters.....	S
1971	Ronnie Jones.....	DE
1972	Tom Reed.....	OG
1973	Danny Rhodes.....	LB
1974	Floyd Hogan.....	FS
1975	Hal McAfee.....	LB
1976	Gerald Skinner.....	OT
1977	Howard Sampson.....	SS
1978	Dan Hampton.....	DT
1979	Robert Farrell.....	WR
1980	George Stewart.....	OG
1981	Darryl Mason.....	TE
1982	Richard Richardson.....	NG
1983	Bert Zinamon.....	LB
1984	Brad Taylor.....	QB
1985	David Bazzel.....	LB
1986	James Shibest.....	WR
1987	Tony Cherico.....	NG
1988	Odis Lloyd.....	LB
1989	Tim Horton.....	WR
1990	Quinn Grove.....	QB
1991	Curtis Banks.....	SS
1992	Scott Long.....	DT
1993	Chris Oliver.....	OT
1994	Dean Peevy.....	CB
1995	Earl Scott.....	C
1996	Scott Rivers.....	OT
1997	Ken Anderson.....	DE
1998	Russ Brown.....	OG
1999	Nathan Norman.....	FB
2000	Jeremiah Harper.....	DB
2001	La'Zerius White.....	OG
2002	Nathan Ball.....	OG
2003	Bo Lacy.....	OT
2004	DeCori Birmingham.....	RB
2005	Vickiel Vaughn.....	FS
2006	Desmond Sims.....	LB
2007	Robert Felton.....	OT

JIM WELLONS DEDICATION AWARD

1978	Ron Calcagni.....	QB
1979	Kevin Scanlon.....	QB
1980	Keith Houfek.....	C
1981	Steve Clyde.....	TE
1982	Tom Jones.....	QB
1983	Milton Fields.....	LB
1984	Mark Lee.....	LB
1985	Mark Calcagni.....	QB
1986	Theo Young.....	TE
1987	Greg Thomas.....	QB
	Chris Bequette.....	OT
1988	John Bland.....	QB
1989	Billy Winston.....	TE
1991	Greg Switzer.....	LB
1992	Gary Adams.....	S
1993	Henry Ford.....	DE
1994	Willie Johnson.....	LB
1995	Spencer Brown.....	CB
1996	Vincent Bradford.....	LB
1997	Bill Carson.....	LS
1998	Benji Mahan.....	LS
1999	Joe Dean Davenport.....	TE
2000	Randy Garner.....	DE
2001	Josh Foliart.....	LB
2002	Raymond House.....	DE
2003	Mark Bokermann.....	OG
2004	Steven Harris.....	WR
2005	Kyle Dickerson.....	RB
2006	Tony Ugho.....	OT
2007	Robert Johnson.....	WR



HONORS

STEVE LITTLE AWARD

Special Teams

1982	Keith Burns.....	DB
1983	Calvin Shaw.....	LB
1984	Nathan Jones.....	DB
1992	Todd Wright.....	K
1994	Carl Kidd.....	S
1995	J. J. Meadors.....	WR
1996	Jessie Cornelius.....	FB
1997	Matt Wait.....	P
1998	Todd Latourette.....	K
1999	Tony Dodson.....	K
	Chris Akin.....	P
2000	Michael Snowden.....	WR
2001	D'Andre Berry.....	SS
2002	Richie Butler.....	P
2003	Tom Crowder.....	WR
2004	David Carlton.....	K
2005	Jacob Skinner.....	P
2006	Jacob Skinner.....	P
2007	Kevin Woods.....	FS

BRUCE MITCHELL AWARD

Toughness

1982	Ed Jackson.....	DE
1983	Orson Weems.....	OT
1984	Marcus Elliott.....	OG
1985	Greg Lasker.....	S
1986	Derrick Thomas.....	FB
1987	Rickey Williams.....	LB
1988	Eric Bradford.....	S
1989	Anthony Cooney.....	CB
1990	Derek Russell.....	WR
1992	E. D. Jackson.....	RB
1993	Darwin Ireland.....	LB
1994	Trent Knapp.....	LB
1995	Junior Soli.....	NG
1996	Anthony Hicks.....	LB
1997	Shannon Sidney.....	WR
1998	C.J. McClain.....	DE
1999	Jeromy Flowers.....	DB
2000	Jim Ed Reed.....	LB
2001	Sacha Lancaster.....	FB
2002	Gavin Walls.....	DE
2003	Tony Bua.....	LB/S
2004	Marcus Whitmore.....	LB
2005	Brandon Kennedy.....	FB
2006	Sam Olajubutu.....	LB
2007	Farod Jackson.....	FB

HAROLD HORTON AWARD

Loyalty

1999	Anthony Lucas.....	WR
2000	Rod Stinson.....	FB
2001	Curt Davis.....	NG
2002	Raymond House.....	DE
2003	Caleb Miller.....	LB
2004	Jeb Huckeba.....	DE
2005	Kyle Dickerson.....	RB
2006	Stephen Parker.....	OG
2007	Nate Garner.....	OT

NELSON RAINEY AWARD

Character

2000	Jeremiah Harper.....	DB
2001	Kenny Sandlin.....	OG
2002	Josh Melton.....	C
2003	Jerry Reith.....	OG
2004	Jeb Huckeba.....	DE
2005	Pierre Brown.....	LB
2006	Zac Tubbs.....	OT
2007	Marcus Monk.....	WR

BRANDON BURLSWORTH AWARD

Academics and one-time non-scholarship

2001	Jerry Reith.....	OG
2002	George Wilson.....	S
2003	Chuck Nalley.....	LS
2004	Tom Crowder.....	WR
2005	Dowell Loggains.....	QB/H
2006	Richard Bracken.....	WR
2007	Stephen Parker.....	OG

2008	Jeremy Davis.....	P
2009	Lucas Miller.....	WR
2010	Seth Armbrust.....	SS
2011	No recipient.....	-
2012	Seth Armbrust.....	SS
2013	David Hurd.....	OT
2014	Austin Jones.....	LB
2015	Josh Harris.....	LB
2016	Adam McFain.....	K

LITTLE ROCK TD CLUB TEAM MVP

2004	Matt Jones.....	QB
2005	Darren McFadden.....	RB
2006	Darren McFadden.....	RB
2007	Darren McFadden.....	RB
2008	DJ Williams.....	TE
2009	Ryan Mallett.....	QB
2010	Ryan Mallett.....	QB
2011	Jarius Wright.....	WR
2012	Tyler Wilson.....	QB
2013	Trey Flowers.....	DE
2014	Jonathan Williams.....	RB
2015	Alex Collins.....	RB
2016	Austin Allen.....	QB
2017	Santos Ramirez.....	DB
2018	De'Jon Harris.....	LB
2019	Rakeem Boyd.....	RB
2022	KJ Jefferson.....	QB

PAUL EELLS AWARD

Perseverance, determination, courage and resolve in the face of adversity

2006	Robert Johnson.....	WR/QB
2007	Peyton Hillis.....	RB
2008	Casey Dick.....	QB
2009	Joe Adams.....	WR
2010	DJ Williams.....	TE
2011	Garrett Uekman.....	TE
2012	Dennis Johnson.....	RB
2013	Kiero Small.....	RB
2014	Martrell Spaight.....	LB
2015	Brandon Allen.....	QB
2016	Rawleigh Williams III.....	RB
2017	Kevin Richardson II.....	DB
2018	Armon Watts.....	DL
2019	McTelvin Agim.....	DL
2022	Bumper Pool.....	LB

DAN HAMPTON AWARD

Best D-lineman from an Arkansas college

2013	Trey Flowers.....	DE
2014	Trey Flowers.....	DE
2018	Armon Watts.....	DL

WILLIE ROAF AWARD

Best O-lineman from an Arkansas college

2013	Travis Swanson.....	C
2015	Sebastian Tretola.....	G
2016	Dan Skipper.....	T
2017	Frank Ragnow.....	C
2022	Ricky Stromberg.....	C

DARREN McFADDEN AWARD

Best RB from an Arkansas college

2018	Rakeem Boyd.....	RB
------	------------------	----

DR. LON FARRELL AWARD

1987	Jack Gregory Magness.....	Swimming
1988	Shawn Baker.....	Basketball
1989	Cheryl McArton.....	Swimming
1990	Allen Meancham.....	Football
1991	Mary Farmer.....	Swimming
1992	Amber Nicholas.....	Basketball
1993	Cynthia TerPoorten.....	Swimming
1994	Kim Mount.....	Track
1995	Rene Pillow.....	Track
1996	Kristen DeArmand.....	Swimming
1997	Kelly Cook.....	Cross Country
1998	Alicyn Hennis.....	Soccer
1999	Louise Ostling.....	Tennis
2000	Kimberly Mourton.....	Soccer
2001	Julie Sloniger.....	Volleyball
2002	Tiffany Woolley.....	Softball

SEC FOOTBALL LEGENDS

1994	Lance Alworth.....	HB
1995	Joe Ferguson.....	QB
1996	Chuck Dicus.....	WR
1997	Jim Benton.....	E
1998	Clyde Scott.....	B
1999	Bill Montgomery.....	QB
2000	Ronnie Caveness.....	LB
2001	Steve Atwater.....	FS
2002	Loyd Phillips.....	DT
2003	Wayne Harris.....	LB
2004	Fred Marshall.....	QB
2005	Quinn Grovey.....	QB
2006	Cliff Powell.....	LB
2007	Ken Hatfield.....	DB
2008	Billy Ray Smith Jr.....	LB
2009	Gary Anderson.....	RB
2010	Frank Broyles.....	Head Coach
2011	Leotis Harris.....	OG
2012	Pat Summerall.....	K/DE/TE
2013	Wayne Martin.....	DE
2014	Jerry Lamb.....	E
2015	Madre Hill.....	RB
2016	Shawn Andrews.....	T
2017	Santos Ramirez.....	DT
2018	Darren McFadden.....	RB
2019	Dennis Winston.....	LB
2022	Steve Korte.....	OL
2023	Dick Bumpas.....	DT

BROYLES RAZORBACK AWARD

Presented to senior who exemplifies Coach Broyles

2019	T.J. Smith.....	DL
------	-----------------	----

ALL-AMERICAN BOWL

Tampa, Fla.

1970	Gary Adams.....	S
1971	Bill Montgomery.....	QB
	Dick Bumpas.....	T
	Bruce James (South MVP Award).....	E
	Pat Morrison.....	TE
	Ronnie Jones.....	DE
1972	David Reavis.....	DT
1973	Brisen Manor.....	DT
1975	Tommy Harris.....	DB
1976	Greg Koch.....	OT
1979	Larry Jackson.....	LB

ALL-AMERICAN CLASSIC

Las Vegas, Nev.

2003	Tony Bua.....	FS
	Bo Lacy.....	OT
2005	DeCori Birmingham.....	RB
	Steven Harris.....	WR

ALL-AMERICAN GAME

Lubbock, Texas

1961	Wayne Harris.....	LB
1963	Jesse Branch.....	HB
1965	Ronnie Caveness.....	LB
1966	Jim Lindsey.....	HB
	Bobby Crockett.....	E
	Glen Ray Hines.....	T
	Martine Bercher.....	HB
	Jon Brittenum.....	QB
	Loyd Phillips.....	T
1967	Rodney Brand.....	C
	Cliff Powell.....	LB
1971	Chuck Dicus.....	E
	Jerry Moore.....	DB
1972	Tom Mabry.....	OT
1973	Dickey Morton.....	TB

ALL-STAR GRIDIRON CLASSIC

Orlando, Fla.

1998	Madre Hill.....	RB
	Todd Latourette.....	K
	Ryan Hale.....	NG
2002	Fred Talley.....	RB
	Raymond House.....	DE

BLUE-GRAY GAME

Montgomery, Ala.

1950	Buddy Brown.....	G
	Louis Schaufele.....	FB
1952	Buddy Sutton.....	HB
	Lewis Carpenter.....	FB
1953	Lamar McHan.....	QB
	Harold Spain.....	G
1966	Joe Black.....	LB
	Martine Bercher.....	S
1967	David Cooper.....	G
	Hartford Hamilton.....	E
	Ronny South.....	QB
1970	Bill Montgomery.....	QB
	Bruce James.....	E
	Dick Bumpas (MVP Award).....	T
1971	Jack Morris.....	DB
	Mike Nelson.....	T
1972	David Reavis.....	DT
	Jim Hodge.....	WR
1973	Jack Ettinger.....	WR
	Danny Rhodes.....	LB
1974	Rollen Smith.....	DE
1982	Phillip Boren.....	OT
1992	Ray Lee Johnson.....	DE
	Ron Dickerson Jr.....	WR
1993	Henry Ford.....	DE
	Isaac Davis.....	OG
	Kirk Botkin.....	TE
1994	Carl Kidd.....	S
1996	Mark Smith.....	LB
1997	Anthony Eubanks.....	WR
	David Sanders.....	DT

CASINO DEL SOL

All-STAR GAME

Tucson, Ariz.

2012	Broderick Green.....	RB
2013	Jared Green.....	DT

COLLEGE ALL-STAR BOWL

Greenville, S.C.

2014	Eric Bennett.....	S
	David Hurd.....	OT
	Byron Jones.....	DT
	Jarrett Lake.....	LB

COLLEGE ALL-STAR GAME

Chicago, Ill.

1938	Jim Benton.....	E
	Jack Robbins.....	QB
1949	Clyde Scott.....	HB
	Bud Canada.....	E
1952	Bob Griffin.....	C
1954	Lamar McHan.....	QB
1956	Preston Carpenter.....	HB
	Henry Moore.....	FB
1957	Ronnie Underwood.....	HB
1960	Jim Mooty.....	HB
1961	Lance Alworth.....	HB
1963	Danny Brabham.....	FB
1965	Ronnie Caveness.....	LB
1966	Jim Lindsey.....	HB
	Glen Ray Hines.....	T
	Bobby Crockett.....	E
1967	Harry Jones.....	HB

COLLEGE GRIDIRON

SHOWCASE

Arlington, Texas

2015	Tevin Mitchel.....	CB
------	--------------------	----

EAST-WEST SHRINE GAME

Various Locations

1938	Jim Benton.....	E
	Dwight Sloan.....	HB
1940	Kay Eakin.....	QB
1941	Howard Hickey.....	E
1946	Earl Wheeler.....	G
1949	Ed Hamilton.....	E
1951	Ken Jones.....	OT
1956	Preston Carpenter.....	HB
	Henry Moore.....	FB



HONORS

1957	Gerald Nesbitt (Offensive MVP).....	FB
1958	Donnie Stone.....	HB
1963	Wesley Bryant.....	T
1966	Loyd Phillips.....	T
	Dick Cunningham.....	T
1967	Ernie Ruple.....	T
1976	R. C. Thielemann.....	C
	Gerald Skinner.....	T
1980	Kevin Evans.....	FS
1985	Greg Lasker.....	S
1989	Steve Atwater (Defensive MVP).....	S
1990	Michael Shepherd.....	DT
1998	C. J. McLain.....	DE
1999	D. J. Cooper.....	DT
2003	Lawrence Richardson.....	CB
2005	Jeb Huckeba.....	DE
2006	Houston Nutt.....	Head Coach
	De'Arrius Howard.....	RB
	Brandon Kennedy.....	FB
	Kyle Roper.....	C
	Vickiel Vaughn.....	S
2007	Sam Olajubutu.....	LB
	Keith Jackson.....	DT
2008	Michael Grant.....	FS
2012	Greg Childs.....	WR
	Jerry Franklin.....	LB
	Jarius Wright.....	WR
2013	Dylan Breeding.....	P
2014	Zach Hocker.....	K
	Kiero Small.....	FB
2015	AJ Derby (injured).....	TE
2017	Jeremiah Ledbetter.....	DE
	Brooks Ellis (sick).....	LB
	Drew Morgan.....	WR
	Dan Skipper.....	T
	Deatrich Wise Jr.....	DE
2018	Brian Wallace.....	OL
	Armon Watts.....	DT
2020	McTelvin Agim.....	DT
	De'Jon Harris (injured).....	LB
2022	Myron Cunningham.....	OL
	Jordan Silver.....	LS
2023	Terry Hampton.....	DT
	Jadon Haselwood.....	WR
	Ricky Stromberg.....	C
	Dalton Wagner.....	T
2024	Cam Little.....	K
	Trajan Jeffcoat.....	DE
	Dwight McGlothern.....	DB
2025	Eric Gregory.....	DL
	Ja'Quinden Jackson.....	RB

HULA BOWL

Honolulu, Hawaii / Orlando, Fla.

1961	Lance Alworth (MVP Award).....	HB
1964	Wesley Bryant.....	T
1965	Ronnie Caveness.....	LB
	Jerry Lamb.....	E
1966	Glen Ray Hines.....	T
	Jim Williams.....	T
1967	Loyd Phillips.....	T
	Harry Jones.....	WB
1968	Tommy Trantham.....	DB
1970	Rodney Brand.....	C
	Cliff Powell.....	LB
1971	Chuck Dicus.....	WR
	Bill Burnett.....	TB
1972	Mike Kelson.....	OT
	Tom Mabry.....	OT
1973	Tom Reed.....	OG
	Mike Reppond.....	WR
	Joe Ferguson.....	QB
1974	Dickey Morton.....	TB
	Danny Rhodes.....	LB
1975	Floyd Hogan.....	DB
1976	Ike Forte.....	RB
1977	R. C. Thielemann.....	C
1978	Steve Little.....	K
	Patrick Martin.....	DB
	Howard Sampson (injured).....	DB
	Leotis Harris (injured).....	G
1979	Ron Calcagni.....	QB
	Jimmy Walker.....	T

	Ben Cowins.....	RB
	Lou Holtz.....	Head Coach
1980	Greg Kolenda.....	OT
	Robert Farrell.....	WR
1981	Joe Shantz.....	OT
1982	Darryl Mason.....	TE
1983	Jessie Clark.....	FB
1984	Ron Fautot.....	DE
1985	Marcus Elliott.....	OG
	Eddie White.....	TE
1986	Andy Upchurch.....	CB
	Kevin Wyatt.....	CB
1987	Limbo Parks.....	OG
1988	Tony Cherico.....	NG
	Bryan White.....	C
1989	Kendall Trainor.....	K
1991	Derek Russell.....	WR
2001	Shannon Money.....	OT
2003	Caleb Miller.....	LB
2005	Arrion Dixon.....	DT
2025	Isaac TeSlaa.....	WR

JAPAN BOWL

Tokyo, Japan

1978	Steve Little.....	K
	Patrick Martin.....	DB
	Howard Sampson (injured).....	DB
1979	Ron Calcagni.....	QB
	Jerry Eckwood.....	RB
	Larry Jackson.....	LB
	Dean Weber.....	Athletic Trainer
1980	Kevin Scanlon.....	QB
1982	Darryl Mason.....	TE
	Bruce Lahay.....	K
1983	Richard Richardson.....	NG
	Dean Weber.....	Athletic Trainer
1984	Mark Mistler.....	WR
1986	Bobby Joe Edmonds.....	RB
1987	James Shibest.....	WR
1988	Tony Cherico.....	NG
	Eric Whitted.....	LB
1990	Jim Mabry.....	T
	Michael Shepherd.....	T
1992	Mick Thomas.....	LB

MEDAL OF HONOR BOWL

Charleston, S.C.

2014	Javontee Herndon.....	WR
	David Hurd.....	OL
2015	Brey Cook.....	OL
	Cameron Jefferson.....	OL
	Tevin Mitchell.....	CB
	Demetrius Wilson.....	WR

NFLPA COLLEGIATE BOWL

Carson, Calif.

2014	Kiero Small.....	FB
2015	Braylon Mitchell.....	LB
2017	Keon Hatcher.....	WR
2018	Austin Allen.....	QB
	Henre' Toliver.....	DB
	David Williams.....	RB
2019	Hjalte Froholdt.....	OL
	Randy Ramsey.....	DE
2020	Cheyenne O'Grady.....	TE
2021	Rakeem Boyd.....	RB
	Jerry Jacobs.....	DB
2022	Myron Cunningham.....	OL
	Grant Morgan.....	LB
	Jordan Silver.....	LS
	Tre Williams.....	DL
2022	Myron Cunningham.....	OL
	Grant Morgan.....	LB
	Jordan Silver.....	LS
	Tre Williams.....	DL

NORTH-SOUTH CLASSIC

Houston, Texas

2007	Keith Jackson.....	DT
	Randy Kelly.....	SS
	Stephen Parker.....	OG



DAVID WILLIAMS led the National Team in rushing and had a touchdown run during the 2018 NFLPA Collegiate Bowl in Carson, California.

NORTH-SOUTH SHRINE GAME

Miami, Fla.

1957	Jay Donathan.....	C
	George Walker.....	QB
1967	Tommy Trantham.....	DB
1971	Ronnie Jones.....	DE
	Tom Mabry.....	OT
1972	Don Wunderly.....	DT
	Tom Reed.....	OG
	Mike Reppond.....	WR
	Joe Ferguson.....	QB
1973	Danny Rhodes.....	LB
	Jack Ettinger.....	WR
	Pontiac, Mich.	
1976	Curtis Townsend.....	LB
	Dennis Winston.....	DE

SENIOR BOWL

Mobile, Ala.

1950	Theron Roberts.....	G
1951	Buddy Brown.....	G
	Buddy Rogers.....	HB
1952	Bob Griffin.....	C
	Fred Williams.....	T
1953	Buddy Sutton.....	HB
1955	Bud Brooks (MVP - South Team).....	G
1956	Henry Moore.....	FB
1957	Jay Donathan.....	C
	George Walker.....	QB
1959	Jim Mooty.....	HB
1961	Paul Dudley.....	HB
1962	Danny Brabham.....	FB
1966	Bobby Burnett.....	TB
	Jim Lindsey.....	WB
	Bobby Crockett.....	E
1968	Ernie Ruple.....	T
1969	Jim Barnes.....	G
1971	Jerry Moore.....	DB
1976	Richard LaFague.....	C
1977	Gerald Skinner.....	T
1978	Vaughn Lusby.....	DB
1980	Greg Kolenda.....	OT
	Chuck Herman.....	OG
1983	Billy Ray Smith Jr.....	DE
	Steve Korte.....	OG
1989	Kendall Trainor.....	K
1992	Ron Dickerson Jr.....	WR
1994	Henry Ford.....	DE
	Isaac Davis.....	OG
1996	Steven Conley.....	DE
1998	Brandon Burlsworth.....	OG
1999	Anthony Lucas.....	WR
	David Barrett.....	CB
	Kenoy Kennedy.....	S
	Joe Dean Davenport.....	TE

	Bobbie Williams.....	OT
2000	Quinton Caver.....	LB
	Randy Garner.....	DE
	Boo Williams.....	WR
2001	Carlos Hall.....	DE
2003	Cedric Cobbs.....	TB
2005	Matt Jones.....	QB/WR
2007	Brett Goode.....	LB
	Tony Ugoh.....	OT
2008	Robert Felton.....	OG
	Marcus Harrison.....	DT
	Peyton Hillis.....	FB
2009	Jonathan Luigs.....	C
2010	Mitch Petrus.....	OL
2011	DeMarcus Love.....	OL
	D.J. Williams.....	TE
2012	Joe Adams.....	WR
	Jake Bequette.....	DE
2013	Cobi Hamilton.....	WR
	Tyler Wilson.....	QB
2014	Chris Smith.....	DE
	Travis Swanson.....	C
2015	Martrell Spaight.....	LB
	Trey Flowers.....	DE
2016	Brandon Allen.....	QB
	Sebastian Tretola.....	OG
	Jonathan Williams.....	RB
2017	Toby Baker.....	P
	Jeremy Sprinkle.....	TE
2018	Frank Ragnow.....	C
2019	Dre Greenlaw.....	LB
2020	McTelvin Agim.....	DL
2021	Feleipe Franks.....	QB
2022	John Ridgeway.....	DL
	Jordan Silver.....	LS
2024	Beaux Limmer.....	OL
2025	Landon Jackson.....	DL
	Isaac TeSlaa.....	WR

SPIRAL TROPICAL BOWL

Daytona Beach, Fla.

2018	Robert Decker.....	LS
	Dwayne Eugene Jr.....	LB
2021	Xavier Kelly.....	DL

TEXAS VS. THE NATION

El Paso, Texas

2009	Jamar Love.....	CB
	Jose Valdez.....	OT

Allen, Texas

2013	DeQuinta Jones.....	DT
	Ronnie Wingo Jr.....	RB
	Darius Winston.....	CB

2025 ARKANSAS FOOTBALL



ALL-TIME LETTERWINNERS

A	
Abernathy, Chad	1995, 96, 97, 98
Adair, Marcus	1993, 94, 95
Adams, Dave	1962, 63
Adams, Gary	1966, 67, 68*
Adams, Gary	1989, 90, 91, 92
Adams, Joe	2008, 09, 10, 11
Adams, Oliver	1927, 28
Adams, O'Neale	1939, 40, 41
Adams, Tim	1976, 77, 78
Adcock, Kirby	2018, 19
Adkins, Jim	1956
Agim, McTelvin	2016, 17, 18, 19*
Aguirre, Michael	2006, 07, 08
Akerfelds, Darrel	1980, 81
Akers, Freddy	1958, 59
Akerstrom, Anders	2004
Akin, Chris	1998, 99
Akins, Chris	1995
Akins, Terry	1992
Alberty, Joe Paul	1958, 59, 60
Alberty, Brett	1987
Alcorn, E.	1923
Alcorn, Hal	1917, 18, 20
Alcorn, R.E.	1917, 18, 19, 20
Alderson, Winston	1994, 95, 96
Alexander, Brother	1984, 85
Alexander, Marion	1943
Alexander, Tim	1976, 80
Allen, Austin	2014, 15, 16, 17*
Allen, Brandon	2012, 13, 14*, 15*
Allen, Clint	1976
Allen, Jason	1991, 92, 93, 94*
Allen, Joe	1909
Allen, Josh	2015
Allen, V.V.	1896
Allison, Robert	1939
Alworth, Lance	1959, 60, 61
Ambrose, Damario	2007, 08, 09, 10
Amis, William	1921, 22
Anderson, Gary	1979, 80, 81, 82*
Anderson, Jamaal	2004, 05, 06
Anderson, Ken	1994, 95, 96, 97*
Anderson, Kevin	1984, 85
Anderson, Paul	1944, 45
Andrews, Shawn	2001, 02, 03
Anthony, Jordan	2024
Antwine, Anthony	2014, 15
Apolakis, Rick	1986, 87, 88, 89
Arenz, Terry	1958
Arinze, Patrick	2014
Armbrust, Seth	2009, 11
Armendariz, Richard	1984
Armstrong, Andrew	2023, 24
Askev, Lavunce	2008, 09, 10
Atiga, Robert	2011, 13
Atkinson, Drexel	1948, 49
Atteberry, Dwight	1990, 91
Atwater, Steve	1985, 86, 87, 88*
Atwood, Ralph	1937, 38, 39
Audas, Stan	1973, 75
Augustave, Isaiah	2023
Ausley, Peyton	2019
Avery, Steve	1973, 75
Avlos, Nick	1973*
Ayers, James	1925, 26
B	
Bach, Tommy	1957, 58, 59
Bagby, Herman	1923, 24
Bailey, Alvin	2010, 11, 12
Bailey, Jack	1950
Bailey, Joe	1999
Bailey, Mitchell	2008
Bain, James	1915, 16, 19
Baker, Chris	2003, 04, 06, 07
Baker, Ed	1995
Baker, Kevin	2000
Baker, Mark	1994, 95, 96, 97
Baker, Pat	1993, 94
Baker, Toby	2015, 16
Baker, Victor	1980
Baldrige, Joe	1949

Baldwin, Alton	1943, 44, 45, 46
Baldwin, Jake	1945, 49
Bale, Devin	2024
Ball, Cam	2022, 23, 24*
Ball, Nathan	1999, 00, 01, 02
Balseiro, Chris	2003, 04, 05
Banks, Curtis	1988, 89, 90, 91
Banks, Reggie	2003, 04
Banks, Tim	1965
Bankston, Bill	
Barker, Hubert	1940, 41
Barnes, Charlie	1958
Barnes, David	1957
Barnes, Jim	1966, 67, 68*
Barnes, J.J.	1901
Barnes, Teddy	1973, 74, 75
Barnett, Brandon	2007, 08, 09
Barnett, Robert	1957
Barrett, David	1996, 97, 98, 99*
Barrow, Bubba	1986, 87, 88, 89
Barwegen, Doug	1975, 76, 77
Basore, George	1919, 20, 21
Bass, Bill	1947, 48, 49
Bates, Jake	2022
Battle, Khiry	2008
Bauer, Reid	2018, 20, 21, 22
Bax, Nathan	2020, 21, 22, 23
Baxter, John	1979
Baxter, Robert	1979
Bayne, Louis	1944
Bazzel, David	1981, 82, 84, 85*
Beachum, Rodney	1982, 83, 84, 85
Beane, Colmore	1944
Beaunum, Tevin	2014, 15, 16
Beard, Abner H.	1900, 02
Beard, Chip	1982
Boutwell, Dale	1903
Beasley, Jimmy	2000, 01, 02, 03*
Beavers, Garland	1926, 27, 28
Beck, Austin	2014, 15
Belknap, Ray	1919
Bell, Geno	1993, 94, 95, 97
Bell, Jamario	2018, 19
Bell, Mark	1987, 88, 89
Bell, Richard	1957, 58*
Bemberg, Clay	2010
Bender, Mike	1964, 65*
Bennett, Archie	1970, 71
Bennett, Rick	2010, 11, 12, 13
Bennett, Richard	1955, 56, 57
Bennett, Ronnie	1969, 70
Benoit, Steve	1970
Benson, Buddy Bob	1954, 55
Benson, Ken	1989, 90
Benson, Mike	1986, 87
Benton, James "Jim"	1935, 36, 37*
Benton, Jim	1970, 71, 72
Benton, W.R.	1932, 33, 34*
Bentz, J.L.	1895
Bequette, Chris	1984, 85, 86, 87*
Bequette, George	1954, 55, 56
Bequette, Jake	2008, 09, 10*, 11*
Bequette, Jay	1980, 81, 82
Bercher, Martine	1964, 65, 66
Berezansky, Chris	2008
Berner, Dennis	1967, 68, 69
Berry, Benny	1954, 56
Berry, Charlie	1956
Berry, D'Andre	1998, 99, 00, 01
Berry, Greg	1983
Berry, Homer	1922, 23, 24
Berry, Matt	2018, 19
Berryhill, Stuart	1964, 65, 66
Bettis, Evan	2008
Beutelschies, Gene	1962
Bexley, Carleton	1996
Bibby, Kameron	2024
Bickerstaff, Ray	1945
Bidder, Joe	1932, 33
Billings, Fred M.	1902
Billingsley, Mickey	1974, 76, 77
Binnion, Scott	1970, 71, 72
Biocic, Jerry	1986, 87

Birdwell, Steve	1969, 70, 71
Birmingham, DeCori	2001, 02, 03, 04*
Bishop, La'Darius	2019, 20, 21, 22, 23
Black, Charles	1932, 33
Black, Bo	1967, 68
Black, Joe	1964, 65, 66
Blackburn, Claud	1924
Blackburn, Clifford	1923, 24
Blackmer, D.	1901
Blackstock, Keyshawn	2024
Blair, Simeon	2019, 20, 21, 22*
Blakely, Gervis T.	1910
Blakely, Ronnie	1961
Bland, John	1985, 86, 87, 88*
Bledsoe, Fred	2004, 07
Blevins, Paul	1969
Bloom, John R.	1903, 04
Boatwright, William	1897, 98
Bobo, Donny	1976, 77, 78
Boepple, Emil	1932, 33
Bogard, Jerry	1951, 52, 53
Bohanon, Alex	1993
Bokermann, Mark	2000, 01, 02, 03
Boles, John	1956, 57
Bottle, Andy	1973
Bonneau, Rob	1989
Bonner, Mark	2005, 06, 07
Booker Jr., Anthony	2023
Booth, Marc	1991
Boozman, H.	1924, 25, 26*
Boozman, John	1971, 72
Boren, Phillip	1979, 81, 82, 83
Boschetti, Mike	1968, 69, 70*
Both, Brooks	2022, 23, 24
Botkin, Kirk	1990, 91, 92, 93*
Boulware, David	1993
Boutwell, Dale	1956
Bowles, Darryl	1979, 80, 81, 82
Boyd, Bill	1964
Boyd, Cordale	2013, 14, 15
Boyd, Rakeem	2018, 19, 20*
Boydston, Brian	1997
Brahham, Danny	1960, 61, 62
Bracey, Bill	1951
Bracken, Richard	2005
Bradford, Carl	1985, 86, 87
Bradford, Eddie	1952, 53, 54
Bradford, Eric	1985, 86, 87, 88
Bradford, Mike	1978, 80
Bradford, Vincent	1993, 94, 95, 96
Bradford, W.	1909, 10, 11, 12
Bradford, William	1921
Bradley, Freddie	1991
Bradley, Melvin	1996, 97, 98
Bradsher, Tommy	1971
Branch, Eric	1997, 98, 99
Branch, Jesse	1961, 62
Branch, Job	1984, 85
Brand, Mike	
Brand, Rodger	1971, 72
Brand, Rodney	1967, 68, 69*
Brandt, Jason	1988, 89, 90
Brannon, Robert	1983, 84
Brasher, Tommy	1961, 62, 63
Brasuell, Jackie	1963, 64, 65*
Braswell, J.C.	1894
Braun, Joshua	2023, 24
Brawner, Jim	1971, 72
Braxton, Jaylon	2023
Bray, Don	1994, 95
Brazil, Ernest	1917, 18
Breedon, Sam	2000, 01
Breeding, Dylan	2009, 10, 11, 12
Brewer, Nick	2010, 12
Bridges, Selman	2024
Briggs, Oscar Garner	1899
Briini, Latavious	2022
Britt, Maurice	1938, 39, 40
Britt, Tommy	1951
Brittenuum, Jon	1963, 65, 66
Broadway, Ramon	2007, 08, 09, 10*
Brodren, Tyrone	2023, 24
Brooks, Chris	1998, 99

Brooks Jr., Greg	2019, 20, 21
Brooks, Jermaine	1999, 00, 01
Brooks, John	1991
Brooks, Sam	1994, 96, 97
Brooks, William Bud	1952, 53, 54
Brothers, Richard	1985, 86, 87, 88
Brown, Anthony	2005, 06
Brown, Anthony W.	2014
Brown, Charlie	1974
Brown, C.J.	2024
Brown, Fred I.	1900, 01*
Brown, J.R.	1986, 87
Brown, Justin	1995, 96
Brown, Larry	1973, 75
Brown, Montaric	2018, 19, 20, 21
Brown, Pierre	2002, 03, 04, 05*
Brown, Russ	1995, 96, 97, 98
Brown, Spencer	1992, 93, 94, 95
Brown, Thomas	1978, 81, 82
Brown, Vann	1934, 35, 36
Brown, William Buddy	1948, 49, 50*
Brown, Leshon	1986
Browning, Eric	1989, 90, 91, 92
Bruick, Kevin	1985
Bryan, Cameron	2009, 12
Bryan, Frank	1910
Bryan, Lemuel B.	1901, 02*
Bryant, Larry Gunn	1983
Bryant, Thakkeus "Bam"	2002
Bryant, Trent	1977, 78, 79, 80
Bryant, Wesley	1961, 62, 63
Bua, Tony	2000, 01, 02, 03*
Buckalew, Hollis	1928, 29, 30
Buckingham, Earl	1978, 81, 82
Buehner, Brian	2011, 12, 13
Bull, Scott	1972, 74, 75*
Bumpas, Dick	1968, 69, 70*
Burchfield, Mike	1977, 78, 79
Burks, Pete	1995, 96
Burks, Treyton	2019, 20, 21
Burleson, C.H.	1943
Burlingame, Mike	1977, 78, 79
Burleworth, Brandon	1995, 96, 97, 98*
Burnett, Bill	1968, 69, 70*
Burnett, Bobby	1964, 65*
Burnett, Tommy	1965, 66
Burns, Billy	1972, 73, 74*
Burns, Keith	1980, 81, 82
Burns, Olan	1954, 55, 56
Burris, Pat	1989, 90
Burstein, Matt	1999, 00
Burton, Freddy	2007, 08, 09, 10
Busby, Bo	1973, 74, 75, 76
Bush, Devin	2019, 20, 21
Butler, Richie	1999, 00, 01, 02*
Butler, Steve	1958, 59, 60*
Butz, Sam	1949
Bynum, Firmon	1940, 41
C	
Cain, Dustin	2010
Cain, Terrance	1988
Cain, Tim	1988
Calcagni, Mark	1984, 85
Calcagni, Ron	1975, 76, 77, 78*
Caldwell, Ravin	1982, 83, 84, 85
Caldwell, Tracy	1990, 91, 92, 93
Calloway, Chevin	2017
Calvin, Carlton	1991, 92, 93, 94
Calvaruso, Vito	2020, 21
Cameron, Pat	1989, 90
Campbell, Charles	1915, 16
Campbell, Dean	1972
Campbell, Jason	2001
Campbell, Joe	1939
Campbell, Leon	1946, 47, 48, 49
Campbell, Louis	1970, 71, 72*
Campbell, Marcus	1994, 95, 96, 97
Campbell, Mike	1973, 74, 75*
Campbell, R. Roy	1894
Campbell, Steadman	2000, 01
Canada, Eugene Bud	1945, 46, 47, 48
Cantlope, Tracy	1992, 93, 94, 95

Cantrell, Austin	2016, 17, 18
Capps, Austin	2016, 17, 18, 19
Capshaw, Gary	1972
Caratan, George	2020
Carder, David	1957
Carlton, David	2001, 02, 03, 04
Carmona, Fernando	2024
Carpenter, J.P.	1943
Carpenter, Lewis	1950, 51, 52
Carpenter, Preston	1953, 54, 55*
Carr, Daunte	2011, 12, 13, 14
Carroll, Ahmad "Batman"	2001, 02, 03
Carroll, J.J.	1915
Carson, Bill	1994, 95, 96, 97
Carter, Bill	1969, 70, 71
Carter, Bubba	1983
Carter, Damani	2015, 18
Carter, Elmo	1896, 97
Carter, Harry	1942, 46
Carter, Jan	1938, 39, 40
Carter, J.N.	1913
Carter, Taurean	2020, 21, 23
Caruthers, Ernie	1978
Castillo, Eric	1989
Castleberry, Mike	1983
Caston, Marvin	1996, 97, 98, 99
Catalon, Jalen	2019, 20, 21*, 22*
Catalon, Kendall	2021
Cato, Daryl	1939, 40, 41*
Cauthorn, Jim	1952, 53
Caver, Quinton	1997, 98, 99, 00
Cawood, Jim Brown	1894
Caveness, Ronnie	1962, 63, 64*
Ceaser, Caleb	2003
Centers, Donnie	1983, 85, 86
Chalene, Scott	1981, 83
Chalmers, Chris	1996, 97, 98, 99
Chambers, Anthony	1985, 86, 87, 88
Chambers, Joe	1929, 30, 32
Chamblee, Andrew	2023
Chapman, Johnson	1901, 02
Charpentier, Luke	2011, 12, 13, 14
Chatman, Tyrone	1990, 91, 92, 93*
Chavis, Malik	2020, 21, 22, 23*
Cherico, Tony	1984, 85, 86, 87*
Cherry, Mike	1993, 94
Cheyne, Bob	1973
Cheyne, Tommy	1973, 74, 75
Childress, Bob	1956, 57
Childress, Freddie	1985, 86, 87, 88
Childress, John	1959, 60, 61*
Childs, E.	1902
Childs, Greg	2008, 09, 10, 11
Childs, James L.	1904
Chinn, John	1932
Chipman, Marvin	1925, 26
Christenbury, Tom	1980, 81
Christian, Don	1955, 56, 57
Chukwuma, Chrys	1996, 97, 98, 99
Chunn, Del	1990
Cialone, Felice	1942
Cissell, Mickey	1960, 61
Claborn, Joe	1945, 48
Clark, Elbert	1900, 01, 02
Clark, Hudson	2020, 21, 22, 23, 24
Clark, Jack	1940, 41
Clark, Jessie	1981, 82*
Clark, Leon	1994
Clark, W.H.	1930
Clark, Zak	2000, 01
Clary, Ty	2017, 18, 19, 20, 21
Clavelle, Marcus	1997
Clay, Billy	1960, 63
Clay, Charles	1975, 76, 77, 78
Clay, Collin	2019
Clayton, Michael R.	1957
Clenin, Shane	2018, 19, 20, 21
Cleveland, Ben	2006, 08, 09, 10
Cleveland, Jay	1986
Clinton, Chris	2002
Clyde, Steve	1977, 79, 80, 81
Coats, Jeff	1939, 40, 41
Coates, Julius	2020



ALL-TIME LETTERWINNERS

Cobbs, Cedric.....1999, 01, 02, 03
 Cochran, Maurice.....1915, 16
 Cody, Russell.....1967, 68, 69
 Coe, Michael.....2003, 04, 05
 Colbert, Cameron.....2015, 16
 Cole, Bob.....1993
 Cole, Charles.....1956
 Cole, George.....1925, 26, 27
 Cole, Harper.....2021, 22
 Cole, Johnny.....1950, 51, 52
 Cole, Nathan.....1995, 96, 97, 98
 Cole, Ray.....1937, 38, 39*
 Coleman, Eusell.....1925, 26, 27*
 Coleman, James W.....1916, 17, 18, 19*
 Coleman, Richard.....1968, 69
 Coleman, Rod.....2006, 07
 Coleman, Sam.....1921, 22, 23*, 24
 Coleman, Tiquention.....2013, 14
 Coleman, Will.....2012
 Coley, DeAndre.....2014, 15, 16, 17
 Collier, Jimmy.....1959, 60, 61
 Collins, Alex.....2013, 14, 15
 Collins, Charlie.....2024
 Collins, Jared.....2013, 14, 15, 16
 Collins, Kirk.....1988, 89, 90, 91*
 Collins, Ronnie.....1976
 Collins, Shane.....2002
 Collins, Terrell.....2018
 Compton, Kevin.....2021
 Conger, Marvin.....1944
 Conley, Steve.....1992, 93, 94, 95*
 Connor, Paul.....1965, 66, 67
 Cook, Bry.....2011, 12, 13, 14*
 Cook, Grant.....2008, 09, 10, 11
 Cook, Jake.....1913, 14
 Cook, John D.....1954
 Cooks, Mark.....1995
 Cooney, Anthony.....1986, 87, 88, 89*
 Cooney, Mike.....1958
 Cooper, David.....1965, 66, 67
 Cooper, D.J.....1996, 97, 98, 99
 Cope, Larry.....
 Cope, Robert.....1943, 44
 Corbett, Lundy.....1936
 Cordell, Corkey.....1970, 71
 Cordelli, Mark.....1986
 Corgan, Charles.....1923
 Cornelius, Jared.....2014, 15, 16, 17, 18
 Cornelius, Jessie.....1994, 95, 96
 Cornish, Bryan.....1991, 92, 93, 94
 Corrotto, Leo.....1933
 Cory, A.B.....1894
 Cory, Henry J.....1894
 Cotton, Delano.....1962
 Cotton, Kotto.....1991, 92, 93
 Counce, Dale.....1945, 46, 47
 Courtney, J.G.....1898
 Covington, Pete.....1956
 Cowan, D, Arthur.....2012, 13
 Cowger, James.....1925, 26, 27
 Cowins, Ben.....1975, 76, 77, 78*
 Cox, Curtis.....1959, 60
 Cox, David.....1968, 69
 Cox, Harold Earl.....1943, 48
 Cox, Harold Eugene.....1952
 Cox, James.....1947
 Cox, Steve.....1971
 Cox, Steve.....1979, 80
 Crabaugh, Alfred J.....1921, 22, 23
 Crabaugh, Quentin.....1927, 28, 29
 Crafton, James.....1947, 48
 Craig, Reggie.....1972, 73, 74
 Craig, Tim.....2000
 Crawford, Danny.....1973, 74
 Crawford, Elbert.....1986, 87, 88, 89*
 Crawford, Kerry.....1985, 86, 87, 88
 Crawford, London.....2006, 07, 08, 09
 Crawford, TyKeast.....2021, 22, 23, 24
 Creekmore, Steve.....1908, 09, 10*
 Creighton, Milan.....1928, 29, 30*
 Crim, Rudell.....2009, 10
 Criswell, Jacobly.....2023
 Criswell, Oliver.....1933, 34

Crocker, Patrick.....1989, 90
 Crockett, Bobby.....1963, 64, 65*
 Crock, Jordan.....2022, 2023
 Cross, Bob.....1950
 Cross, Gary.....2017, 18
 Crow, Olan.....1945
 Crowder, Tom.....2001, 02, 03
 Crowley, L.G.....1896
 Culpepper, Oren.....1954, 55, 56
 Culwell, J.D.....1904, 05, 06, 07
 Cunningham, Dick.....1964, 65, 66
 Cunningham, Myron.....2019, 20*, 21*
 Curi, Kamren.....2017, 18, 19
 Curry, Ken.....1970
 Curtis, DeAnthony.....2008, 09, 10, 11
 Curtis, Jordan.....2018, 19
 Cypert, Boyd.....1910, 11, 12

D
 D'Appollonio, Alan.....2011, 12, 13, 14
 Dacus, Weston.....2004, 05, 06, 07*
 Daily, Adam.....1999, 00
 Daily, Marvin.....1973, 74, 75
 Dale, Jack.....1928, 29, 30
 Dalton, Dallas.....1950
 Dalton, Nate.....2017, 18
 Dameron, Kim.....1979, 80, 81, 82
 Danenhauer, Marcus.....2015
 Daniel, Charles.....1963, 64*
 Danielowicz, Mark.....1984, 85
 Darr, Earl.....1929, 30, 31
 Daugherty, Ray.....1947
 Davenport, Joe Dean.....1996, 97, 98, 99
 Davenport, Scott.....2000, 01, 02, 03
 Daves, Joe Paul.....1966, 67
 David, Richard.....1990, 91, 92
 Davidson, Gene.....1915, 16, 17*, 18, 19
 Davie, Andrew.....2006, 07, 08
 Davillier, Nico.....2022, 23, 24
 Davis, Adrian.....2006, 07, 08, 09
 Davis, Alfred.....2009, 10, 11, 12*
 Davis, Curt.....1998, 99, 00, 01*
 Davis, Elijah.....1973, 74, 75, 76
 Davis, Isaac.....1990, 91, 92, 93
 Davis, Jeff.....1991
 Davis, Jeremy.....2004, 06, 07, 08
 Davis, Knile.....2009, 10, 12*
 Davis, Mike.....1971, 72
 Davis, Vincent.....1991
 Davis, Wendel.....2006, 07, 08, 09
 Davis, William Jake.....1946, 49
 Davis, Raymond L.....1907, 08, 09, 10
 Davis, Walter.....1943
 Deacon, Adam.....2014
 Deacon, Tyler.....2011, 12
 Dean, Brian.....1999
 Dean, Carson.....2024
 Dean, Demetrius.....2012
 Dean, D.J.....2013, 14, 15, 16
 Deason, Jess.....1955
 DeBorde, Skipper.....1971
 Decker, Robert.....2016, 17
 Delco, Del.....1992, 93, 95
 Delmanego, Frank.....1941, 42
 Deloney, Ernest D.....1905
 Derby, A.J.....2013, 14
 Derry, Lee.....1923, 24
 De Salvo, Henry.....1947
 Dew, Robert.....1969
 Dew, Tommy.....1967, 68, 69
 Dewey, Mark.....1978, 79
 Dhonau, Lloyd.....1925, 26
 Dick, Casey.....2005, 06, 07, 08*
 Dick, Nathan.....2008
 Dickerson, Kyle.....2002, 03, 04, 05*
 Dickerson Jr., Ron.....1989, 90, 91, 92
 Dickey, David.....1966, 67, 68
 Dickson, Ernest.....1907, 08
 Dickson, Enos H.....1906
 Dicus, Chuck.....1968, 69, 70
 Dingle, Lamar.....1943*, 44*
 Dix Jr., Stephen.....2024
 Dixon, Arrion.....2001, 02, 03, 04*

Dixon, Tommy.....1967, 68
 Dodson, Matt.....2016
 Dodson, Tony.....1999
 Domineck, Jordan.....2022
 Dominguez, Ray.....2007, 08, 09, 10
 Donaldson, John.....1935, 37
 Donathan, Jay.....1955, 56, 57*
 Donathan, Jeff.....1926, 27
 Donoho, Tommy.....1944
 Dossey, Jerry.....1967, 68, 69
 Doughty, Dan.....2002, 03
 Douglas, Freddie.....1972, 73, 74, 75
 Douglas, Mark.....1979, 80, 81, 82
 Douglas, Steve.....1979, 80, 81
 Douglass, Bill.....1965
 Downey, Tim.....1973, 74
 Dozier, Davion.....2024
 Drake, Randy.....1972, 73, 74
 Draper, Levi.....2020
 Drover, W.H.....1910, 11
 Drummonds, Lamar.....1957
 Dubinion, Rashod.....2022, 23, 24
 Dubs, Ford.....1913, 15
 Duckworth, Bobby.....1977, 78, 79, 80
 Dudley, David.....1983, 84, 85, 86
 Dudley, Paul.....1959, 61
 Duffy, Richard.....1984
 Dugan, Joe.....1949
 Duke, Alvin C.....1946, 47, 48, 49*
 Dumas, Sammy.....1951, 52
 Dunagin, Sean.....1980
 Duncan, William Robert.....1953
 Dunkelgod, Dennis.....1973
 Durmon, John.....2008, 09

E
 Eakin, Kay.....1937, 38, 39*
 Eason, Alcuin P.....1902, 03, 04
 Eason, Darrel.....1980, 84
 East, Jack.....1922
 Easter, Shamar.....2024
 Eckert, George.....1948, 49, 50*
 Eckwood, Jerry.....1975, 76, 78
 Edmonds, Bobby Joe.....1983, 84, 85
 Edmondson, Jim.....1930, 31, 32
 Edmonson, Brooks.....2023, 24
 Edwards, Deon.....2018, 19, 20, 21
 Edwards, Fred.....1969, 70
 Edwards, George.....1957
 Edwards, Kendrick.....2014
 Edwards, Ross.....1917
 Edwards, T.A.....1895, 96
 Egan, Bob.....1950
 Eichler, John.....1967, 68, 69
 Eldson, Gus.....1932, 33, 34
 Ellington, T.E.....1905, 06, 07, 08, 09
 Elliott, Jim.....1977, 78, 79, 80
 Elliott, Marcus.....1982, 83, 84*
 Ellis, Brooks.....2013, 14, 15*, 16*
 Ellis, William Y.....1900, 01
 Ellison, Lance.....1991, 92, 93, 94
 Elton, Murry.....1951, 52
 Emer, Nathan.....2007
 Emrich, Matt.....2013, 14, 15, 16
 Epp, Marlin.....1958, 59, 60
 Erwin, J.L. Buzz.....1968
 Erwin, Judson L.....1930, 31, 32
 Estes, Benny.....1965
 Estes, Dan.....1908, 10, 11*, 13*
 Ettinger, Jack.....1971, 72, 73*
 Eubanks, Anthony.....1994, 95, 96, 97*
 Eugene Jr., Dwayne.....2014, 15, 16, 17
 Evans, Caleb.....1909
 Evans, Denzell.....2014, 15
 Evans, Hoover.....1960, 61, 62
 Evans, Kevin.....1976, 78, 79, 80
 Ewart, James B.....1917, 19, 20

F
 Fairchild, Freddie.....2005, 07
 Farr, Ryan.....2011
 Farrell, Robert.....1976, 77, 78, 79
 Faulkinberry, Charles.....1952

Faurot, Ron.....1980, 81, 82, 83*
 Felton, Robert.....2004, 05, 06, 07
 Fenton, Aaron.....2008
 Ferguson, Jerry.....1956, 57
 Ferguson, Joe.....1970, 71, 72
 Ferguson, John.....1948, 49
 Ferguson, Pedro.....1957
 Fergusson, John Bubba.....1960
 Field, Bobby.....1968, 69, 70
 Fields, Johnny.....1959, 60
 Fields, Milton.....1980, 81, 82, 83
 Fillmore, Sedic.....1989
 Finch, James.....1962, 63, 64*
 Finney, Tom.....1930
 Fischel, Frank.....1949, 50, 51
 Fish, Reggie.....2005, 06, 07, 09
 Fishback, Herbert.....1894, 95*, 96*, 97*
 Fisher Jr., Kelvin.....2012
 Fleming, Bert R.....1907, 08, 09
 Fletcher, Marion.....1936, 37, 38
 Fletcher, Max.....2022, 23
 Fletcher, Reed.....1913
 Floor, Ben.....1987, 88, 90
 Flores, Shon.....1989, 90
 Flowers, Jeromy.....1996, 97, 98, 99
 Flowers, Trey.....2011, 12, 13, 14*
 Floyd, Cornelius.....2014, 15
 Flynn, Austin.....2012
 Foliart, Josh.....2000, 01
 Fong, John.....1958
 Ford, Blake.....2023
 Ford, Elton.....2008, 09, 10, 11
 Ford, Henry.....1943, 44, 45*, 46
 Ford, Henry.....1990, 91, 92, 93
 Ford, Jerry.....1954, 56, 57
 Foreman, Jim.....1953
 Foreman, Marshall.....1984, 85, 86
 Forrest, Micheal.....1975, 76, 77, 78
 Forrester, William Ron.....1952, 53
 Forsythe, Charles.....1945
 Fortin, Cade.....2022
 Forte, Elston.....2005, 06, 07, 08
 Forte, Ike.....1974, 75*
 Forte, Robert.....1940, 41, 42*
 Forte, Rod.....1984, 85
 Foster, Barry.....1987, 88, 89
 Foucha, Joe.....2018, 19, 20, 21*
 Fowler, Aubrey.....1946, 47
 Fowler, Tommy.....1961
 Franklin, Bill.....1946, 47
 Franklin, Jerry.....2008, 09, 10*, 11*
 Franklin, Kenny.....1986
 Franklin, Luther.....1982, 83, 84, 85
 Franks, Felipe.....2020*
 Frappia, L.A.....1915
 Frazier, E.H.....1912, 15
 Freeland, Stuart.....1971, 72
 Freeman, Grant.....2008, 09, 10, 11
 Freeman, Reggie.....1975, 76, 77
 Freeman, Stan.....1978, 79
 Freeman, William A.....1897, 98, 99, 00
 French, Keith.....1971
 Frieberger, John.....1938, 39, 40
 Froholdt, Hjalte.....2015, 16, 17, 18*
 Fryer, Jimmy.....1970
 Fuchs, Rolland.....1973, 74, 75
 Fulbright, Bill.....1921, 22, 23, 24
 Fulbright, Jack.....1918
 Fulcher, Don.....1975, 76
 Fulcher, Ron.....1973, 74, 75
 Fuller, Bill.....1953, 54, 55
 Fuller, Dick.....1970
 Fulton, Earl.....1909
 Furo, Sammy.....1949, 50
 Futrall, Byron.....1923, 24

G
 Gaines, Rohan.....2012, 13, 14, 15
 Gallon, Jimarr.....2001, 02
 Galloway, Bob.....1976
 Galloway, Neal.....1981, 82
 Garber, Russ.....1969, 70, 71
 Garcia, Desmond.....1999, 00

Gardiner, Karch.....2019, 20
 Gardner, Carnall.....1927, 28, 29
 Gardner, Ellis.....1934
 Gardner, Gerald.....1958, 59
 Garner, Lynn.....1968, 68, 69
 Garner, Nate.....2004, 05, 06, 07
 Garner, Randy.....1997, 98, 99, 00
 Garlington, Tom.....1951, 52
 Garrett, Dean.....1959, 60, 61
 Garrett, Grant.....1995, 96, 97, 98*
 Garrett, Wayne.....1955
 Garrison, Greg.....1981, 82, 83, 84
 Gatlin, Noah.....2020
 Gatson, Carlos.....1988
 Gatson, Greg.....2010, 11
 Gatson, Greg.....1982, 83, 84, 85
 Gaston, James.....1959, 60
 Geffrad, Ian.....2024
 Gels, Clarence.....1927, 28, 29*
 Geiser, Elvin O.....1932, 33, 34
 Geitner, John.....1999, 00
 Gentry, Williams.....1926
 Geoghagen, Danny.....1968
 Gerdal, Dorian.....2018, 19, 20, 21, 22
 Gervasi, Ray.....2012, 13
 Gibbs, Melvin.....1964, 65, 66
 Gibson, Johnny.....2016, 17, 18
 Gifford, Todd.....1988, 89, 90
 Gilbert, Tyler.....2011
 Gilbow, Billy.....1956, 57, 58
 Gilbow, Matt.....2004
 Gilliam, Bobby.....1953, 54, 55
 Gilmore, George.....1935, 36, 37
 Ginn, Charles.....1980, 81, 82
 Ginn, Tom.....1976, 78, 79
 Glover, Steve.....1972
 Goff, Jeff.....1978, 79, 80, 81
 Gold, Paul.....1917, 18*
 Golden, Colby.....
 Goode, Brett.....2003, 04, 05, 06
 Goodman, John Ed.....1983
 Gordon, David.....2009
 Gordon, Minor.....1916
 Gordon, Nathan.....1936, 37
 Gordon, Trent.....2021, 22
 Gorton, Drew.....2015
 Gotto, Bill.....1971, 73
 Grabiell, Kent.....1921
 Gragg, Chris.....2008, 10, 11, 12
 Gragg, Will.....2017
 Gramlich, Billy.....1960
 Grant, Michael.....2004, 05, 06, 07
 Graves, Cecil Buster.....1951, 52, 53
 Gray, Bill.....1962, 63, 64*
 Gray, Cord.....2006, 08
 Gray, Kenneth.....1949
 Gray, Oscar.....1992, 93, 95
 Grayson, Wade.....2007, 08, 09, 10
 Green, A.J.....2021, 22, 23
 Green, Broderick.....2009, 10, 11
 Green, Jared.....2011, 12
 Green, Jerry.....1958, 59
 Green, Orlando.....1998, 99, 00
 Green, Robert.....1941, 42
 Green, Taylen.....2024*
 Greenlaw, Dre.....2015, 16, 17, 18*
 Greenwell, Lynn.....1958
 Gregory, Chip.....2007
 Gregory, Eric.....2020, 21, 22, 23, 24
 Grier, Antonio.....2023
 Griffin, Mike.....1970, 71, 72
 Griffin, Robert.....1949, 50, 51
 Grizzle, Jim.....1961, 62, 63*
 Grooms, Richard.....1988
 Grovey, Quinn.....1987, 88, 89, 90*
 Guest, Gordon.....1963
 Guidry, Briston.....2017, 18
 Guillot, David.....1984
 Gullett, Ryan.....2003
 Gumms, VarKeyes.....2023, 24
 Gunderson, Blake.....2011
 Gunn, David.....1986
 Gunn, Johnson.....1952



ALL-TIME LETTERWINNERS

Gunnell, G.W.	1896
Gunter, Grayson	2016, 18, 19
Gwynes, W.M.	1910, 11
H	
Hackett, Khalia	2014, 15, 16
Haden, Jack	1933, 34, 35
Hagan, Chester Earl	1933
Hager, James	1946
Hale, Harver	1915, 16
Hale, Ryan	1995, 96, 97, 98*
Hales, Mike	1962
Hall, Carlos	1998, 99, 00, 01*
Hall, DeAnthony	1995, 96
Hall, George	1978, 79, 80, 81
Hall, Jake	2016, 17
Hall, Reggie	1985, 86, 87, 88
Hallum, Charles	1951, 52, 53
Halstead, Glenn	1944, 49
Ham, H.H.	1897, 99
Hamberg, Harold	1940
Hamberg, Walter	1938, 39
Hamilton, Cobi	2009, 10, 11, 12
Hamilton, Ed	1946, 48
Hamilton, Hartford	1965, 66, 67*
Hamilton, Norman	1922, 23, 24
Hamilton, Ray	1935, 36, 37
Hamilton, Sparky	1999, 00, 01, 02*
Hamlin, Ken	2000, 01, 02
Hammers, Ronnie	1968, 69, 70
Hammonds, T.J.	2016, 17, 19, 20, 21
Hampton, Dan	1975, 76, 77, 78
Hampton, Harvey	1973, 74, 75, 76
Hampton, Robby	1999, 00
Hampton, Terry	2022
Hampton, William	1975, 76, 77, 78
Hanes, Bob	1965
Hanner, Dave	1949, 50, 51*
Hannah, Jackson	2017
Hansard, Harry	1920, 21, 22
Hardin, T.H.	1915, 16, 17, 18
Hardwick, Richard	1954
Harmon, Neil	1927
Harnish, Roger	1969, 70
Harper, David	
Harper, Harb	1912
Harper, LaSalle	1987, 88
Harper, Jeremiah	1997, 98, 99, 00
Harrison, Chase	2018, 19
Harrell, Gary	1967
Harrell, Derrick	1995
Harrell, Jeremy	2003, 04, 05, 06
Harrinton, Leroy	1921, 22
Harris, Albert	1986, 87, 89, 90
Harris, Alex	1995, 96, 97
Harris, Bret	2008, 09, 11
Harris, Chris	2023
Harris, Corey G.	2000, 01
Harris, DeJon	2016, 17, 18*, 19*
Harris, Elliott	2001, 02, 03, 04
Harris, E'Marion	2023, 24
Harris, Harold	1998, 99, 01
Harris, Jamal	1996, 97, 98, 99
Harris, Josh	2015, 16
Harris, Leotis	1974, 75, 76, 77*
Harris, Matt	2008, 09
Harris, Mike	1981, 82, 83
Harris, Muskie	1973, 74, 76, 77
Harris, Steven	2000, 01, 03, 04*
Harris, Tommy	1972, 73, 74, 75
Harris, Wayne	1958, 59, 60*
Harrison, Charles D.	1898, 99, 00
Harrison, Galloway C.	1911
Harrison, Marcus	2004, 05, 06, 07*
Harrison, Monte	2024
Harrison, Ralph	1925, 26
Harrison, William Ringold	1919
Harris, Al	1934
Harshaw, JuJu	1987, 88, 89
Hartsfield, Eddie	1973
Harvell, Don	
Harvell, Gary	1967
Haselwood, Jadon	2022

Hasz, Dylan	2023, 24
Hasz, Luke	2023, 24
Hatcher, Keon	2012, 13, 14, 16
Hatfield, Dick	1962, 63, 64*
Hatfield, Ken	1962, 63, 64*
Hau, Bobby	1982, 83
Hawkins, Eric	2013, 14, 15
Hawkins, Wayman	1974, 75
Hay, Bruce	1976, 77, 78
Hayden, Chase	2017, 18, 19
Hayden, Kenneth	1940, 41
Hayden, W.W.	1894
Hayes, Bob	1957
Hayes, Orin	1928, 29, 30
Hayes, Phillip	1994, 95, 96
Hayes, Rockie	1982
Hayfroy, Kweku	2001
Haynes, Bratton	1940, 41
Haynes, David	1980
Haynie, Bracy	1921, 22
Hays, Dylan	2017
Hebert, Dexter	1993, 95
Hedgepeth, Steve	1971, 72, 73*
Hedlund, Cole	2015, 16, 17
Heim, Steve	1975, 76, 77
Henderson, Charles	1914
Henderson, Dematt	1899, 00
Henderson, Ed	1948
Henderson, Gerald	1956
Henderson, Marcus	2020, 21
Henderson, Mark	1997
Henderson, Paul	1958, 59, 60
Hendren, Mike	1967, 69
Henley, Kaden	2024
Henry, Cliff	1979, 80, 81
Henry, Hayden	2017, 18, 19, 20, 21
Henry, Bob	2019, 20, 21, 22
Henry, Hunter	2013, 14, 15
Henry, Joseph	2009
Henry, Mark	1988, 89, 90, 91*
Henry, Michael	1995, 96, 97
Henry, Nathan	2001
Henry, Tyrone	1994, 95
Henson, David	1987
Henson, John	2012, 14
Henson, Harold Elgin	1945, 47, 48
Heringer, Al	1995, 97, 98
Herman, Chuck	1977, 78, 79
Hermann, Troy	1957
Herndon, Javontee	2010, 11, 12, 13
Hewitt, Matt	2006, 07
Hickey, Howard	1938, 39, 40*
Hickey, P.J.	2004
Hicks, Anthony	1993, 94, 95, 96
Hicks, Ben	2019
Hicks, Jared	2002, 03, 04, 05
Higgins, Mike	1994
Highsmith, Alonzo	2011, 12*
Hilburn, Sam	1962
Hile, Kevin	1994
Hill, Jon	2023, 24
Hill, J.W.	1903
Hill, Madre	1994, 95, 98*
Hill, Rodney	2024
Hill, Tom	1984, 85
Hill, Wade	1991
Hillis, Peyton	2004, 05, 06, 07
Hines, Glen Ray	1963, 64, 65*
Hines, Glen Ray	1989, 90
Hines, Will	2012, 13
Hinson, Dock Newton	1918
Hinton, L.E. Percy	1910, 11, 12*
Hirschfield, Hal	1973
Hix, Billy	1948, 49
Hixson, Guy	1907, 08, 09
Hobbs, Gary	1998
Hobbs, Wilburn D.	1898, 99
Hocker, Zach	2010, 11, 12, 13
Hockersmith, Glen	1967, 68
Hockersmith, Steve	1969
Hodge, DeMarcus	2012, 13, 14, 15
Hodge, Jim	1970, 71, 72*
Hoehn, Steve	1965, 66, 67

Hoffman, John	1945, 46
Hogan, Brad	1993
Hogson, Floyd	1973, 74
Hogue, David	1969, 70, 71*
Hogue, Larry	1950, 51, 52
Holderby, R.H.	1920
Holland, Kenneth	1946, 47
Hollander, Jim	1958, 59
Hollingsworth, J.J.	2024
Hollingsworth, Mark	1971, 72
Hollister, Cody	2014, 15, 16
Holloway, Derek	1980, 81, 82
Holloway, Judson	2002
Holly, Zeylon	1940
Holmes, Brandon	2000, 01, 02, 03
Holmes, Nate	2012
Holmes, O. Wendell	1928, 30, 31
Holmes, Price	2012, 13
Holmes, Tony	1986, 87
Holt, Jack	1935, 36, 37
Holthoff, Corky	
Hooper, Tommy	1968
Hopkins, Terry	1969, 70
Hopper, Tom	1969, 70
Hopson, E.E.	1906
Horne, Greg	1983, 84, 85, 86
Horner, John	1984
Hornsby, Malik	2021, 22
Horsfall, Frank	1895, 96, 97
Horton, Don	1955, 57, 58
Horton, Harold	1960, 61*
Horton, Julian	2010, 11, 12, 13
Horton, Tim	1986, 87, 88, 89*
Houfick, Keith	1979, 80*
House, Raymond	2000, 01, 02*
Houston, Chris	2004, 05, 06
Houston, Rex	1930
Howard, De'Arrius	2002, 03, 04, 05
Howard, Dexter	1991, 92, 93
Howard, Gerald	1998, 00, 01, 02
Howard, Gary	1961, 62, 63
Howard, Jim	1977, 78, 79*
Howard, Shedrick	1989
Howell, Jim Lee	1933, 34, 35
Hubbell, Webb	1967, 68
Huckeba, Jeb	2001, 02, 03, 04*
Hudson, Bryan	1994
Hudson, Steve	1988, 89, 90
Huffman, Bo	1957
Hughes, Howard	1947, 48
Hughes, Max	1980
Humphrey, Maudrecus	2010, 11
Hunt, Jackie	1962, 63
Hunter, Billy	1936
Hunter, Chris	1986, 87, 88, 89
Huntley, Bruce W.	1911, 12
Huntley, P.C.	1908, 09, 10, 11
Hurd, David	2012, 13
Hust, A.S.	1898
Hutton, Counts	1904, 05
Hyatt, Daulton	2018
Hyatt, Robert F.	1906
I	
Ihrle, Mike	1982, 84
Ireland, Darwin	1990, 91, 92*, 93
Irwin, Clark	2007
Irwin, Clark	1971, 72
Irwin, Jim	1971, 72
Irwin, Judson	1932*
Irwin, Terry	1974
Irwin-Hill, Sam	2013, 14
J	
Jackson, Aaron	1986, 88, 89, 90
Jackson, Alfred	1991, 92, 93
Jackson, Bijhon	2014, 15, 16, 17
Jackson, Carl	1943
Jackson, Colton	2016, 17, 18, 19
Jackson, Ed	1979, 80, 81, 82
Jackson, Enoch	2019, 20
Jackson, E.D.	1989, 90, 91, 92*
Jackson, Eddie	2000, 01, 02, 03

Jackson, Elmer	1946, 47
Jackson, Farod	2004, 05, 06, 07
Jackson, Ja'Quinden	2024
Jackson, John	2002, 03, 04
Jackson, Keith	2003, 04, 05, 06*
Jackson, Kendrick	2015, 16, 17, 18
Jackson Jr., Keltron	2021, 22
Jackson, Koilan	2018, 19
Jackson, Landon	2022, 2023*, 24*
Jackson, Larry	1976, 77, 78*
Jackson, Marvin	2001, 03
Jackson, Nick	1995
Jackson, O.C.	1976, 77, 78
Jackson, Tarvaris	2002
Jackson, T.O.	2019
Jacobs, Jerry	2020
Jacobs, Mike	1968
Jamerson, Charlie	1919, 20, 21
James, Bruce	1968, 69, 70
James, Dazmin	2024
James, Dennis	1971, 72
James, Frank D.	1894, 96, 99
James, Kaleb	2024
James, Michael	1989, 90, 91
Japp, Gus	1924, 25, 26
Jarvis, Hunter	2011
Jasper, Glen	2006
Jean-Baptiste, Alexy	2018
Jeffcoat, Trajan	2023
Jefferies, Elrod B.	1934, 35
Jefferies, Solomon L.	1897
Jefferson, Cameron	2014
Jefferson, K.J.	2020, 21*, 22*, 23*, 24*
Jefferson, Mike	1997
Jeffery, Tony	1991, 92
Jenkins, John	1971
Jenkins, J.R.	1984
Jenkins, Mike	1999
Jernigan, Hugh	1978, 79, 80
Jett, William	1904, 05*
John, Jim	1961, 62, 63
Johnson, Ahkhari	2024
Johnson, Blake	2017, 18
Johnson, Carl	1991, 92, 94, 95
Johnson, Charles	1943, 44
Johnson, Cordale	1992, 94
Johnson, Curtis	1988
Johnson, David	1974
Johnson, Dennis	2008, 09, 11, 12
Johnson, Derrick	1998, 99
Johnson, Dominique	2020, 21, 23
Johnson, Hayden	2016, 17, 18, 19
Johnson, James	2002
Johnson, Jayden	2021, 22, 23, 24
Johnson, Jimmy	1962, 63, 64*
Johnson, Joe	1985, 86, 87, 88
Johnson, John	2003, 04, 05, 06
Johnson, Khari	2020, 21, 22
Johnson, Lee	1964, 65, 66
Johnson, Lewis	1931, 32, 33*
Johnson, Orlando	2023
Johnson, Marius	1992, 93, 94, 95
Johnson, Rashaad	2007
Johnson, Ray Lee	1990, 91
Johnson, Robert	2004, 05, 06, 07*
Johnson, Robert	1935
Johnson, Shedrick	2005, 06, 07, 08
Johnson, Taiwan	2014, 15, 16
Johnson, Virgil	1941, 42
Johnson, Willie	1991, 92, 93, 94*
Jones, Alvin	1965, 66, 67
Jones, Austin	2012, 13
Jones, Ben	1942, 43*
Jones, Byron	2010, 11, 12, 13
Jones, Carroll	1944
Jones, Chadd	1997
Jones, Charles	1982
Jones, Chris	2014, 15, 16
Jones, David P.	1941, 42
Jones, DeQuinta	2009, 10, 11, 12
Jones, Felix	2005, 06, 07
Jones, Guy	1964, 65
Jones, Harry	1964, 65, 66

Jones, Herschel	1952
Jones, Jamie	1971
Jones, Jerry	1962, 63, 64*
Jones, Jerry	1983, 84, 85
Jones, J.J.	1996, 97, 98, 00
Jones, John Stephen	2018, 19, 21
Jones, Jordan	2017, 18
Jones, Luke	2020, 21, 22
Jones, Matt	2001, 02, 03, 04*
Jones, Meredith	1941, 42
Jones, Nathan	1981, 82, 83, 84
Jones, Patrick	2007, 08, 09, 10
Jones, Ricky	1982
Jones, Ronnie	1969, 70, 71*
Jones, Steve	1971
Jones, Steve	1984, 85, 86, 87
Jones, Todd	1987, 88
Jones, Tom	1979, 80, 81, 82
Jones, Tommy	1991
Jordan, Clark	1932, 33, 34
Jordan, George	1932, 33
Jordan, George	1958
Jordan, Ivan	1972, 73, 74, 75
Jordan, Jim	1968
Jordan, Mike	1964, 65, 66
Junceaj, Anton	2024
Jurecka, Mike	1975
Jurney, Bill	1950, 51
K	
Kaiser, Earl	1952
Karr, Elwin	1931
Kauffman, Charlie	
Keaton, Byron	2016
Keen, Allen	1935, 36
Keith, Lee	1991
Kelleybrew, Kaelon	2012
Kelley, Cole	2017, 18
Kelly, M. LeRoy	1929, 30, 31
Kelly, Owen	1989, 90, 91, 92*
Kelly, Randy	2004, 05, 06
Kelly, Xavier	2020
Kelly-Thomas, Darrell	2012
Kelson, Mike	1969, 70, 71*
Kempf, Kevin	1992
Kennedy, Bill	1970, 71
Kennedy, Brandon	2002, 03, 04, 05*
Kennedy, Kenoy	1996, 97, 98, 99*
Kennedy, Kerry	1990, 91, 92
Kenney, James S.	1913, 14
Kent, Delancey	1996, 97, 98, 99
Kerby, Ben	1927, 28
Kern, Blake	2018, 19, 20, 21
Kersey, Rick	1968, 69, 70
Kessinger, Jim	1984, 86, 87
Kestner, Troy	1991, 92
Ketcher, William	1966, 67
Kidd, Carl	1993, 94
Kidd, Keith	1981, 82, 83
Kilbourn, Rex	1921, 22
Kilgore, Larry	1970, 71
King, Bobby	1982, 83
King, Cyrus	1924
King, Lee	1972, 73, 74
King, Les	1977
King, Steve	1972
Kingsby, Jim	1982
Kinnbrew, Chris	1992, 93, 94
Kinyo, John	1989
Kirby, Chris	1990, 91
Kirek, Paul	1979
Kirkland, Denver	2013, 14, 15
Kirkland, Mike	1972, 73, 74, 75
Knapp, Trent	1992, 93, 94
Knox, Trey	2019, 20, 21, 22
Kobel, Raleigh	1894
Kobza, Marty	1982
Koch, Greg	1973, 74, 75, 76
Koehler, Reeve	2015
Kolb, Jim	1954
Kolenda, Greg	1976, 77, 78, 79



ALL-TIME LETTERWINNERS

Korte, Steve.....1981, 82
 Kraus, Jack.....2015, 16, 17
 Kutas, Patrick.....2022, 23
 Kyle, Winton.....1929, 30
 Kyser, Billy.....1957, 58, 59

L
 Lackey, Greg.....1968
 Lacy, Bo.....2001, 02, 03*
 LaFarge, Richard.....1973, 74, 75
 LaForge, Ralph.....1932, 33, 34
 LaFrance, Giovanni.....2018
 Lahay, Bruce.....1978, 79, 81
 Lairmore, Chad.....1938
 Lairmore, F.G.....1933, 34
 Lake, Howard.....2010, 11, 12, 13
 Lalman, Ed.....1936, 37
 Lamb, Jerry.....1962, 63, 64*
 Lambert, Eugene.....1927, 28
 Lambright, Frank.....1944, 47, 48
 Lancaster, Sacha.....1998, 99, 00, 01
 Lancelot, John.....1957
 Landers, Matt.....2022
 Lane, Calvin.....1944, 45
 Langston, James.....1960, 61, 62
 Langston, Tim.....1951, 52, 53
 Lashley, David.....1982, 83, 84, 85*
 Lasker, Greg.....2024
 Lassiter, Maddox.....2020, 21, 22, 23*
 Latourette, Todd.....1995, 96, 97, 98
 Lawhorn, Jay.....1940, 41, 42
 Leander, Walner.....2007, 08
 Ledbetter, Homer.....1929, 30, 31
 Ledbetter, Jeremiah.....2015, 16
 Lee, Mark.....1981, 82, 83, 84*
 Lemond, Martin.....1976
 Lenz, Bill.....1985
 Leon, Anthony.....2009, 10
 Letsinger, Leslie.....1958, 59, 60
 Leverett, Charles D.....1906
 Leverett, G.V.....1914
 Levine, M.H.....2013, 14, 15, 16
 Lewis, Brandon.....2003
 Lewis, Garrett.....1974, 75, 77
 Lewis, Mark.....2023
 Lewis, Jaylen.....1969
 Liddell, Josh.....2014, 15, 16, 17
 Limmer, Beaux.....2020, 21, 22, 23
 Limpert, Connor.....2016, 17, 18, 19
 Lindsey, Jack.....2018, 19, 20
 Lindsey, Jim.....1963, 64, 65*
 Lindsey, Lyndy.....1988, 89, 90, 91
 Lindsey, Marvin.....1943
 Lindsey, Wright.....1894*
 Linebarrier, Bob.....1951, 52
 Linebarrier, Chester.....1949
 Lineberger, Jerry.....1960, 61, 62
 Lineberger, Phil.....1966
 Linton, Morgan.....2012, 13
 Lisko, Frankie.....1983, 84
 Little, Cam.....2021, 22, 23*
 Little, Emmett.....1900, 01
 Little, Steve.....1974, 75, 76, 77*
 Lively, Bill.....1971
 Lively, Charles.....1942, 46, 47
 Lloyd, Odis.....1985, 86, 87, 88*
 Lockhart, Tony.....1998
 Locke, Birt.....1977, 78, 79
 Loewen, Mitchell.....2012, 13, 14, 15
 Logan, Cedric.....2005
 Loggains, Dowell.....2001, 02, 03, 04
 Logsdon, Robert.....1950
 Logue, Donald.....1949, 50
 London, Jack.....1963
 Long, Francis.....1952
 Long, Gordon.....1944, 46, 47, 48
 Long, Jim.....1972
 Long, Scott.....1989, 90, 91, 92
 Looney, Stacy.....1947, 49
 Loudermilk, Hubert.....1996, 97, 98, 99

Loudemilk, J.W.....1952
 Love, DeMarcus.....2007, 08, 09* 10*
 Love, Jamar.....2005, 06, 07, 08*
 Love, Jermaine.....2007, 08, 09, 10
 Lowe, Defonta.....2012
 Lowe, Glen.....1970, 71, 72
 Loy, Sam.....2019, 20, 21
 Lubker, Herman.....1942, 46
 Lucas, Anthony.....1995, 97, 98, 99*
 Lucas, Ryder.....2015, 16, 17, 18
 Lucky, Art.....1975
 Lueders, Jamie.....1984, 85
 Luigs, Jonathan.....2005, 06, 07, 08*
 Lunday, Kenneth.....1935, 36
 Lunney, Barry.....1992, 93, 94, 95*
 Lunney, John.....1946, 47, 48, 49
 Luplow, Billy.....1958, 59*
 Luplow, Rollie.....1955, 56, 57
 Lusby, Vaughn.....1974, 76, 77, 78
 Luther, Mark.....2001
 Lyons, Bill.....1954, 55
 Lyons, Floyd.....1937, 38, 39

M
 Mabry, Jim.....1986, 87, 88, 89
 Mabry, Tom.....1969, 70, 71
 Madden, George.....2018
 Madison, Isaac.....2007, 08, 10, 11
 Mahan, Benji.....1998
 Mallet, James.....1991
 Mallett, Ryan.....2009* 10*
 Malone, Michael.....2002
 Malone, Oscar.....1992, 93, 94, 96
 Manor, Brison.....1973, 74
 Manuel, Devon.....2022
 Marlow, Ronnie.....1989
 Maroney, Mickey.....1965, 66
 Marshall, Fred.....1962, 63, 64
 Marshall, Herbert.....1951, 52
 Marshall, Jonathan.....2017, 18, 19, 20*
 Marshall, Korliss.....2013
 Marshall, Matt.....2009, 10, 11, 12
 Marshall, Steven.....1988
 Marshall, Wayne.....1942
 Martin, Brandon.....2017
 Martin, Drew.....1936, 37
 Martin, E. G.....1897, 98*
 Martin, Finis.....1932
 Martin, Herbert Ray.....1959
 Martin, Kenneth.....1912
 Martin, Lee.....1938
 Martin, Neal.....1954, 55, 56*
 Martin, Patrick.....1975, 76, 77
 Martin, Robert.....1934, 35, 36
 Martin, Wayne.....1985, 86, 87, 88
 Mason, Darryl.....1978, 79, 80, 81*
 Mason, Myles.....2018, 19, 20
 Mason, Ty.....1988, 89, 90, 91
 Massa, Kenn.....1986
 Massey, Mike.....1976, 77, 78, 79
 Massey, Shane.....1986
 Matheny, Ronald.....1979, 80, 81
 Matthews, Walter.....1954, 55
 Matthews, Wilson.....1942
 Mauldin, Travis.....1965, 66
 Maxwell, Bruce.....1966, 68, 69*
 May, Bill.....1958
 May, Pat.....1967, 68
 May, Russell.....1910, 11, 12, 13*
 Mayes, Jim.....1962, 63
 Mays, Dudley.....1937, 38, 39
 Mazza, Carl.....1952
 Mazzanti, Francis.....1955
 Mazzanti, Geno.....1948, 49
 Mazzanti, Jerry.....1960, 61, 62
 Mazzanti, Paul.....1958
 Mbake, Sam.....2022
 McAdoo, Quincey.....2022
 McAfee, Hal.....1973, 74, 75*
 McAndrews, Joe A.....1898, 00
 McBride, Jared.....2000
 McCall, J.K.....1899

McClard, Bill.....1969, 70, 71
 McClellion, Jarques.....2018, 19
 McClure, D'Vone.....2016, 18, 19
 McClure, John.....2014
 McCollough, William.....1922
 McConkey, Homer.....1921
 McCowan, Aidan.....2024
 McCoy, James.....1987, 88, 89
 McDaniel, Arthur J.....1894, 95, 96
 McDonald, Gary.....1957
 McDaniel, Estes.....1939, 40
 McDougle, Carlus.....1997, 98
 McElvogue, Don.....1966, 67
 McEntire, Rusty.....2003
 McFadden, Darren.....2005, 06, 07
 McFadden, Gerald.....1954, 55
 McFain, Adam.....2014, 16
 McFarland, Terry.....1970
 McGaha, Melvin.....1944, 46, 47*
 McGaughey, Chris.....1990
 McGee, David.....1983, 84, 85
 McGill, J. Tate.....1916, 19, 20*
 McGill, Leighton.....1925, 26
 McGlothorn, Dwight.....2022, 23
 McGowan, James.....1983
 McHan, Lamar.....1951, 52, 53
 McKintosh, Ellis.....1943
 McKay, Mekale.....2012
 McKinney, Chuck.....1974
 McKinney, Davyone.....2012, 13, 14, 15
 McKinney, George.....1959, 60, 61*
 McKnelly, Tom.....1962, 63, 64*
 23McLain, C.J.....1995, 96, 98
 McLeod, George E.....1957
 McMurray, Gerald.....1981
 McNair, Bill.....1942
 McNatt, Drew.....1968, 69
 McNulty, Gordon.....1976
 McPherson, Connor.....2017
 McQuay, Ken.....1987, 88, 89
 Meacham, Allen.....1988, 89
 Meadors, J.J.....1992, 93, 94, 95
 Meadors, Johnnie.....1974, 75, 76
 Measel, John.....1933, 34
 Melton, Josh.....1999, 00, 01, 02
 Merrick, Jalen.....2016, 17
 Metcalf, Tevis.....2024
 Metcalf, T.J.....2023, 24
 Meyer, Percy B.....1899
 Meyers, J.C.....1902, 03
 Michael, Billy.....1956, 57, 58*
 Michael, Edward.....1945
 Milam, Charles.....1943, 48, 49, 50
 Miles, Wayne.....1972
 Miles-Nash, Colton.....2009, 10, 11, 12
 Milford, C.C.....1904, 05, 06, 07*, 08, 09
 Miller, Caleb.....2000, 01, 02, 03*
 Miller, Carl.....1982, 83, 84, 85
 Miller, Chris.....1995
 Miller, Lucas.....2006, 07, 08, 09
 Miller, Marcus.....2020, 21, 22
 Miller, Mark.....1973, 74, 75
 Miller, Nick.....1983, 84, 85*
 Miller, Reid.....2015, 16, 17
 Miller, Richard.....1927, 28, 29
 Miller, Ritchey.....1985, 86, 87, 88
 Miller, Scott.....1990
 Mills, E.F.....1913
 Minde, Josh.....2008
 Minor, James.....1946, 47*
 Minor, Keante.....2011, 12
 Miro, Greg.....1985
 Mistler, Mark.....1981, 82, 83*
 Mitcham, Marty.....1977, 78, 79
 Mitchell, Tevin.....2011, 12, 13, 14
 Mitchell, Brandon.....2010, 11, 12
 Mitchell, Braylon.....2011, 12, 13, 14
 Mitchell, Bruce.....1973, 74, 76
 Mitchell, Damon.....2015, 16
 Mitchell, Ernest.....2005, 06, 07, 08
 Mitchell, James.....1895, 96
 Mitchell, Jerry.....2010, 11, 12, 13
 Mitchell, Monroe.....1983

Mitchell, Veri.....1992, 93, 94, 95
 Mobra, Frank.....1949
 Moffitt, Mike.....2007
 Mohammed, Alfred.....1978, 79, 81, 82
 Mohr, Mike.....1984
 Monday, James.....1984
 Money, Shannon.....1998, 99, 00, 01
 Monk, Marcus.....2004, 05, 06, 07*
 Monroe, James.....1956, 58, 59*
 Montgomery, Bill.....1968, 69, 70
 Montgomery, Lloyd.....1936, 37
 Moody, Billy Joe.....1960, 61, 62
 Mook, Ed.....1994
 Moon, Phillip.....1978, 79, 80
 Moore, Billy.....1960, 61, 62*
 Moore, Charlie.....1960, 61
 Moore, Clarke.....2002, 03, 04, 05
 Moore, Derek.....2004
 Moore, George J.....1905
 Moore, H. Dade.....1894
 Moore, Henry.....1953, 54, 55*
 Moore, James L.....1895
 Moore, Jerry.....1961
 Moore, Jerry.....1968, 69, 70
 Moore, Jess.....1903, 04*
 Moore, Joe Faye.....1927, 28, 29
 Moore, Tommy.....1961, 62, 63
 Mooty, Jerry.....1965
 Mooty, Jim.....1957, 58, 59
 Moran, Jack.....1965, 66
 Moran, George.....1952
 More, Joe.....2024
 Morgan, Claud.....1923
 Morgan, Drew.....2013, 14, 15, 16
 Morgan, Grant.....2017, 18, 19, 20*, 21*
 Morgan III, John.....2023
 Morgan, Tyler.....2004, 05
 Morreale, Rossi.....1997, 98, 99
 Morris, Jack.....1970
 Morris, James.....1985, 87, 88
 Morris, Teddy.....1978, 79, 80, 81*
 Morris, Tyson.....1918, 19, 20, 21
 Morrison, Matt.....1972, 73, 74
 Morrison, Pat.....1968, 69, 70
 Morrow, David G.....1975, 76
 Morrow, Ric.....2005, 08
 Mortensen, Alex.....1971, 72, 73*
 Morton, Dickey.....1923
 Morton, Lock.....1937, 38
 Mosely, Frank.....1972
 Mosley, John.....2000, 01, 02, 03
 Mosley, Eddie.....1995, 96
 Mosier, Cody.....1988, 91
 Moss, Austin.....2009
 Moss, Jacob.....2003
 Moss, Ontraia.....1996, 97, 98, 99
 Muldrew, Correy.....2000, 01
 Mullins, Jim.....1967, 68, 69
 Mullins, T.C.....1904, 05
 Mulrenin, Cass.....1917
 Munson, Derrick.....2017, 18
 Munson, Mike.....1985
 Murphy, Tom.....1931, 32, 33
 Murphy, Wes.....2002, 03, 05, 06
 Murrey, Joe H.....1913
 Murrey, J.T.....1914
 Mustain, Mitch.....2006

N
 Nagy, Tony.....1992, 94
 Nalley, Chuck.....1999, 00, 01, 02*
 Nalley, Louis.....1966, 67, 68
 Nance, Jonathan.....2017
 Nations, Leslie.....1931, 32
 Neal, Aubrey.....1938, 40, 41
 Nealon, Richard.....1950
 Neely, Walter.....1931
 Nelson, Jerico.....2008, 09, 10, 11*
 Nelson, Saint.....1996
 Nelson, Walter.....1971, 72
 Nelson, Willis J.....1907, 08* 09
 Nero, Norman.....1995, 96, 97, 98

Nesbit, Robert.....1950
 Nesbitt, Gerald.....1955, 56, 57*
 Newby, Jack.....1933, 34
 Ngo, Ashton.....2024
 Nicholas, Rhody.....1943
 Nichols, Addison.....2024
 Nichols, Cory.....1995, 96, 97
 Nichols, Bobby.....1969, 70, 71*
 Nichols, Isaiah.....2019, 20, 21, 22
 Nichols, Q.B.....1912
 Nix, Austin.....2019, 20, 21
 Nix, Edsel.....1951, 52, 53
 Nix, John.....1957
 Nix, Robert.....1964, 65*
 Noland, Connor.....2018
 Norman, Nathan.....1996, 97, 98, 99
 Norman, W.S.....1894
 Northern, Buddy.....1905
 Norton, Delbert A.....2006, 07, 09
 Norton, Jerrell.....1967, 68
 Norwood, Gordon.....1910
 Norwood, Ray.....1992, 93, 94, 95
 Nutt, Danny.....1984
 Nutt, Houston.....1976, 77

O
 O'Brien, Kelvin.....1973, 74
 O'Donohoe, Brennan.....2000, 01, 02, 03
 O'Grady, Cheyenne.....2017, 18, 19
 O'Neal, Wesley.....2001, 02
 Oden, Anthony.....2009
 Oehrlein, John.....2022
 Ogelsby, Josh.....2021
 Okoli, Ramon.....1993
 Olajubutu, Sam.....2003, 04, 05, 06*
 Oliver, Chris.....1990, 91, 92, 93
 Ollison, Grady.....2012, 13
 Ollison, Tony.....1987, 88, 89, 90
 Olney, Lee S.....1903, 04, 05
 Ordonez, Ish.....1978, 79, 80
 Orrick, C.E.....1907, 08, 09
 Osborne, Pervis.....2000, 02
 Ousley, Carlos.....2002, 03
 Overby, Rogers.....1955, 56
 Owen, B.A.....1936, 37
 Owenby, Tatum.....2000, 01
 Owens, Kerry.....1985, 86, 87, 88*
 Owens, Lewis F.....1896, 97, 98
 Owens, W.B.....1938
 Oxner, Seth.....2008, 09, 10

P
 Paaske, Andreas.....2024
 Painter, Zac.....1995, 96, 97, 98
 Paldino, Paul.....1941, 42
 Palmer, Courtney.....1990
 Palmer, L.L.....1905, 06
 Papageorge, George.....1948, 49
 Parchman, O.D.....1913, 14
 Parker, Andrew.....2019, 20, 21
 Parker, Curtis.....1924, 25
 Parker, Dudley.....1975
 Parker, Guy.....1968, 69, 70
 Parker, J.H.....1895
 Parker, Keuan.....2022
 Parker, Mike.....1962, 63*
 Parker, Sam.....1938, 39
 Parker, Shelton.....2000, 01, 02
 Parker, Stephen.....2004, 05, 06
 Parks, Eric.....1998
 Parks, Limbo.....1985, 86
 Parks, Ray.....1976
 Parmer, Mike.....1973, 75
 Parodi, Nathan.....2019, 20, 21
 Parrish, Norm.....1977
 Parson, Gary.....1968, 69
 Patton, Jeremy.....2017, 18
 Paul Jr, Chris.....2022, 23
 Payne, Kyle.....2005
 Peacock, Jason.....2011, 12
 Peacock, Max.....1967, 68
 Pearce, Howard.....1940



ALL-TIME LETTERWINNERS

Pearce, LeRoy 1954
 Pearson, Bobby 1955
 Pearson, Radale 2000
 Peebles, Titus 2003, 04
 Peevy, Dean 1990, 92, 93, 94
 Pennington, Don 1948
 Pense, Leon 1943, 44
 Pensell, Larkus 1958
 Perdue, Gordon 1917
 Perdue, Monroe 1919
 Perry, Caleb 2000, 02, 03
 Perry, Gene 2003, 04
 Perry, James 1993
 Perry, Pat 1952
 Perry, Stuart 1955, 56, 57
 Perryman, S.S. 1898
 Peters, Jason 2001, 02, 03
 Peters, Jim 2000, 01
 Peters, Otha 2012, 13
 Peters, Raymond 1947, 48
 Peterson, Skye 2004
 Petray, Allen 1973, 74, 75
 Petrus, Mitch 2005, 06, 07, 09
 Petty, Jermaine 1999, 00, 01
 Pettway, LaMichael 2016, 17, 18
 Philip, H.E. 1906, 07, 09, 10, 11
 Phillips, Chief 1912
 Phillips, Danny 1977, 78, 79, 80
 Phillips, Harold Jiggs 1950
 Phillips, Loyd 1964, 65, 66
 Phillips, Mackenzie 1988, 89, 91
 Phillips, Matthew 2018, 19, 20
 Phillips, M.R. Stanley 1907, 08, 09*
 Phillips, Terry Don 1966, 68, 69
 Phillips, Tyler 2016
 Phillips, William H. 1930, 31, 32
 Philon, Darius 2013, 14
 Phipps, Landon 1951, 52, 53
 Pickett, Daryal 1980, 81
 Pickett, Ivan 1991, 92
 Pierce, Bill 1980
 Pierce, Mark 2001, 02, 03
 Pinkston, Greg 1955, 56, 57
 Pipkin, Joyce 1946*, 47
 Pitner, Matt 1989, 90
 Pitts, R.C. 1941
 Plafcan, Cole 1994
 Plunk, Jim 1997
 Poff, A.A. 1912
 Polk, Tommy 1961, 62
 Pollard, J.W. 1895, 96
 Pool, Bumper 2018, 19, 20, 21, 22*
 Poole, Dedrick 2002, 04, 05
 Poole, H.L. Ike 1933, 34, 35
 Porter, David 2019
 Potts, Thomas O. 1896
 Powell, Cliff 1967, 68, 69*
 Powell, Mani 2022, 23
 Powell, William 1969
 Powers, Ryan 2007, 08, 09, 10
 Poydras, Marcellus 1999, 00, 01, 02
 Prescott, Mark 1980
 Pressley, Chase 2003, 05, 06
 Preston, Doyle 1992, 93
 Price, Jim 1963, 64
 Price, John 1982
 Price, Kerwin 1988, 89, 90, 91
 Price, Donny 1973
 Pritchard, Ross 1946, 47, 48, 50
 Procter, Bobby 1953, 54*
 Proud, Bryan 1998
 Pruitt, Grant 1998
 Pruitt, John R. 1905
 Pryor, Jerry 1992
 Pryor, R. Dean 1950, 51, 52*
 Ptak, James V. 1919
 Pullen, James 1964
 Pulley, Ryan 2015, 16, 18
 Purifoy, Trey 2019
 Putman, L.E. 1896

R
 Raether, Pete 1990, 91, 92
 Raegland, H.S. 1901, 02, 03*
 Ragnow, Frank 2014, 15, 16, 17*
 Rainwater, Elmer 1922, 23
 Ramey, Paul 1967
 Ramirez, Paul 2017
 Ramirez, Santos 2015, 16, 17*, 18*
 Ramsay, Louis 1940, 41
 Ramsey, Charles 1953
 Ramsey, Kyle 2024
 Ramsey, Randy 2014, 16, 17, 18
 Randolph, Billy R. 1943
 Rankin, Roxie 1943
 Rasner, Ross 2009, 10, 11, 12
 Ratcliff, E.M. 1912, 13
 Raulerson, Jake 2016, 17
 Rawlings, Ralph 1936, 37
 Ray, Alvin 1998, 00
 Ray, Herman 1934
 Ray, Lance 2010
 Reavis, David 1970, 71, 72
 Reber, Kent 1981, 82, 83
 Reed, A.J. 2020
 Reed, Dominique 2015, 16
 Reed, Don 1956
 Reed, Jim Ed 1997, 99, 00
 Reed, J.L. 1912
 Reed, R.G. 1912
 Reed, Robert 1994
 Reed, Scott 1983
 Reed, Tom 1970, 71, 72*
 Rees, John Aaron 2005, 06, 07, 08
 Rees, John 1968, 69, 70
 Reginelli, Phillip 1951, 53
 Reichardt, Chris 1914, 15, 16*
 Reicht, James 1947, 48
 Reid, Jim 1956
 Reini, Mike 1976
 Reith, Jerry 2002, 03
 Renfro, Elza 1923
 Reppond, Mike 1970, 71, 72
 Reuter, Buddy 1958, 59
 Revard, Ron 1971, 72
 Reynolds, Bobby 1962
 Reynolds, Matt 2016
 Rhiddlehoover, Jon 1972, 73, 74
 Rhodes, Danny 1971, 72, 73*
 Rhodes Jr., Quincy 2023, 24
 Rhyne, Jake O. 1912
 Richard, Don 1947
 Richard, Jack S. 1948, 50
 Richardson, Ernie 1965
 Richardson, Gabe 2018, 19
 Richardson, Jon 1970, 71, 72
 Richardson II, Kevin 2014, 15, 16, 17*, 18
 Richardson, Lawrence 2001, 02, 03
 Richardson, Mattered 2004, 05, 06, 07*
 Richardson, Rhett 2007, 08, 09, 10
 Richardson, Richard 1979, 80, 81, 82*
 Ridgeway, John 2021
 Reiderer, Don 1948, 49, 50
 Riley, Ozzie 1977, 78, 79
 Rinehart, Jim 1949, 50, 51
 Ritschel, Don 1956, 57, 58
 Rivers, Scott 1994, 95, 96*
 Robbins, Jack 1935, 36, 37*
 Roberts, Odus 1937
 Roberts, Theron 1946, 47, 49
 Roberts, Wayland 1953, 54, 55
 Robinson, Antwain 2005, 06, 07, 08
 Robinson, Gary 1964*
 Robinson, Jack 1929, 30, 31
 Robinson, Lerinezo 2002, 03, 04, 05
 Robinson, Marquise 2024
 Robinson, Michael 2003, 04
 Robinson, Silas 2019
 Roebuck, Gene 1958
 Roesler, Ryan 2014, 15, 16, 17
 Rogers, Darren 2002, 03, 04
 Rogers, Tommy H. 1894, 95
 Rogers, William Buddy 1948, 49, 50
 Rogers, Yandell 1922, 23, 24*

Rogers, Zach 2015, 16, 17
 Rolen, Chad 1987, 88, 89, 90*
 Roper, Bobby 1964, 65*
 Roper, Gary 1974
 Roper, Kyle 2002, 03, 04, 05*
 Rose, Glen 1925, 26, 27
 Rose, Keivie 2023, 24
 Ross, J.R. 1976, 77
 Rossi, Luke 2015
 Roth, Jim 1952, 53, 54*
 Rouse, James 1985, 87, 88, 89
 Rowland, Eckel 1949
 Rownd, Ed 1971, 72, 73
 Rucker, Choice 1933, 34, 35*
 Rucker, Jeff 1924, 25
 Rucker, Paul 1932, 34
 Ruckers, Madison 1942
 Rudasill, Bill 1983
 Rudd, James T. 1912, 13, 14*, 15*
 Ruggles, William A. 1900, 01, 02*
 Ruple, Ernest 1965, 66, 67*
 Russer, Gus 1969, 70, 71
 Rushing, Gerald 1920, 21, 22
 Rushing, Jack 1948, 49, 50
 Russell, Braylen 2024
 Russell, Derek 1987, 88, 89, 90
 Russell, Randy 1989
 Rutherford, R.P. 1895, 96
 Rutledge, John 2000
 Rystrom, Tom 1976

S
 Sadler, Dennis 1972
 Sadler, Nelson 1927
 Sadler, William P. 1914, 15
 Sageley, Floyd 1951, 52, 53
 Sall, Danny 1924
 Sain, Tommy 1964, 65
 Saint, Mike 1970, 71, 72
 Saint Pierre, Bob 1952
 Sales, Roland 1977, 78, 79*
 Saliba, Eddie 1937
 Sauteur, Bryan 1979
 Sallings, Max 1941, 42
 Salling, Lane 2015
 Salters, Carlton 2007, 08, 09
 Sanford, Alex 2023, 24
 Sampson, Howard 1974, 75, 76, 77*
 Sanders, C.F. 1895
 Sanders, Carrel 1917
 Sanders, Curtis 1998, 99
 Sanders, David 1994, 95, 96, 97
 Sanders, Drew 2022
 Sanders, Percy 1935, 36
 Sanders, Raheim 2021, 22, 23*
 Sandlin, Kenny 1998, 99, 00, 01*
 Sategna, Isaiah 2023, 24
 Saunders, Chris 2015
 Savage, Jeff 1992
 Saxton, Jerry 1977, 78
 Scanlon, Kevin 1978, 79
 Scalet, Joe 1938
 Scarbrough, David 1941, 42
 Schalchin, George 1912
 Schaufele, Louis 1948, 49, 50
 Schaufele, Mike 1967
 Scheel, Doug 1971, 73
 Schell, David 1984, 85, 86, 87
 Schmidt, Harold 1940
 Schoolcraft, Jim 1982, 83
 Schoonover, Wear 1927, 28, 29
 Schumchyk, Frank 1944
 Schumchyk, Mike 1944, 45, 48
 Scott, Brad 1924, 25*, 26
 Scott, Carl L. 1946, 47, 48*
 Scott, Clyde 1992, 93, 94, 95
 Scott, John T. 1900
 Scott, Justin 2001, 02, 03*
 Scott, Mike 1976, 77, 78
 Scott, Tracy 1949
 Seamster, Savoy 1935
 Seawell, A.C. 1895

Seawell, W.L. 1895
 Secrest, Earl 1930, 31*
 Secrest, Jack 1929
 Sellers, Jimmy D. 1957
 Shaddox, John 1946, 49
 Shakelford, J.M. 1916
 Shantz, Bobby 1980, 81, 82
 Shantz, Joe 1978, 79, 80
 Shavers, Marcus 2005, 06, 07
 Shaw, Bradley 2024
 Shaw, Calvin 1980, 81, 82, 83
 Shaw, Homer 1926
 Shaw, Jabrae 2024
 Shaw, Thurman 1979, 80, 81
 Shelby, Shannon 1993, 95
 Shepherd, Mike 1986, 87, 88, 89*
 Sheppard, Malcolm 2006, 07, 08*, 09*
 Sherland, Mark 1932, 33, 34
 Sherman, Francis 2023
 Shibest, James 1983, 84, 85, 86*
 Shimer, Ted 1987, 88, 89, 90
 Shipley, Matthew 2024
 Shockley, Brett 1999, 00
 Shofner, Jim 1945
 Shoup, Brad 1976, 77, 78
 Showers, Carlos 1993, 94, 95, 96
 Shumaker, Rick 1976, 77, 78
 Sidney, Shannon 1994, 95, 96, 97
 Sigman, Mike 1966, 67, 68
 Silliman, W.E. 1911
 Silver, Jordan 2018, 19, 20, 21
 Singletary, Jaheim 2023, 24
 Singleton, Malachi 2024
 Singleton, Milton 1938, 39, 40
 Simpson, Jim 1986, 87, 88
 Simpson, Travis 1948, 49, 50
 Sims, Buddy 1964, 65
 Sims, Chuck 1972, 73
 Sims, Desmond 2003, 04, 05, 06*
 Singer, Saul 1938, 39
 Sisson, Walter 1941
 Skillern, James 1915
 Skinner, Gerald 1973, 74, 75, 76
 Skinner, Jacob 2003, 04, 05, 06
 Skinner, Jerol 1991
 Skipper, Dan 2013, 14, 15*, 16
 Slaughter, Doneiko 2024
 Slaughter, Justin 2004
 Slay, T.C. 1997, 00
 Sloan, Chester C. 1898, 99*
 Sloan, Dwight 1936, 37
 Slusher, Myles 2020, 21, 22
 Small, Kiero 2011, 13*
 Smart, David 1985, 86
 Smith, Aris 1917, 20, 21
 Smith Sr., Billy Ray 1954, 56
 Smith Jr., Billy Ray 1979, 80, 81, 82*
 Smith, Calvin 1945
 Smith, Carl C. 1899
 Smith, Chris 2010, 11, 12, 13*
 Smith, Clarence 1920, 21, 22*
 Smith, Cornelius 1976, 77
 Smith, Darrell 2010
 Smith, Darrell 1999
 Smith, Demetrius 1990, 91, 93, 94
 Smith, Dewitt 1967, 68, 69
 Smith, Elmer 1949
 Smith, Emanuel 1996, 97, 98, 99
 Smith, Fred 1924
 Smith, Gerald 1986, 87
 Smith, Hezekiah 2006, 07
 Smith, Howard 1912
 Smith, James H. 1949, 50, 51
 Smith, James R. 1945
 Smith, Jarrette D. 1948, 49
 Smith, L.P. 1916, 17, 18, 19
 Smith, Mark 1986
 Smith, Mark 1993, 94, 95, 96*
 Smith, Martin 1982
 Smith, Micahh 2017, 18, 19, 20
 Smith, Michael 2006, 07, 08, 09*
 Smith, Minor 1924, 25, 26
 Smith, Richard 2000, 01, 02, 03

Smith, Robin 1977, 78
 Smith, Rollen 1973, 74*
 Smith, Ronnie Mac 1962, 63, 64*
 Smith, Tim 1987
 Smith, T.J. 2016, 17, 18, 19*
 Smith, Trelon 2020, 21
 Smith, Trey 1982
 Smith, William Joseph 1951
 Smith, Zack 1938
 Smithey, Claud 1964, 65, 66
 Smothers, Mitch 2011, 13, 14, 15
 Snider, Zach 2005
 Snowden, Michael 1996, 97, 98, 00
 Soli, Junior 1992, 93, 94, 95
 Soli, Mataio 2019, 20, 21
 Sorahan, Ryan 2001, 02, 03
 Sorey Jr., Xavian 2024
 Souter, Ted 1954, 55, 56*
 South, Ronny 1965, 67
 Southerland, William 1938
 Spain, Harold 1951, 52, 53
 Spaight, Martrell 2013, 14
 Spangler, Shannon 1989
 Spann, Dwayne 1988
 Sparks, Claude 1908, 09
 Sparks, Stan 1962, 63
 Spence, Brad 2023, 24
 Spencer, Edward 1954
 Spencer, Terry 1990, 91, 92
 Sperring, James 1951, 52
 Spillers, Ray 1934, 35, 36
 Spivey, A'Montae 2019, 20
 Spivey, Bill 1933, 34
 Spriggs, David 1974
 Sprinkle, Jeremy 2013, 14, 15, 16
 St. John, Jalen 2021, 22
 Stadther, Zach 2008, 09, 10, 11
 Stallings, Randall 1936, 37, 38
 Stancil, William 1948, 49
 Stankovitch, Bob 1968, 69
 Stanley, Tom E. 1902, 03, 05
 Stansberry, E.E. 1914, 15, 16
 Starkel, Nick 2019
 Stavely, Mark 2002
 Steelman, Harold 1954, 55
 Steelman, Tyler 2007
 Steger, Curtis 1984
 Stein, Eli 2022, 23
 Stendel, Marvin 1950
 Stephens, Bryce 2022, 23, 24
 Stevenson, James E. 1916
 Stewart, Andru 2009, 10
 Stewart, Deon 2016, 17, 18
 Stewart, George 1978, 79, 80*
 Stewart, Jashaud 2020, 21, 22, 23
 Stewart, Kee'yon 2023, 24
 Stewart, Randy 1963, 64, 65*
 Stewart, Terry 1967, 68, 69*
 Stewart, Wayne 1986, 87, 88
 Stiggers, Gary 1977, 78, 79, 80
 Stinson, Rod 1997, 98, 99, 00
 Stitten, John 1984, 85, 86, 87
 Stockdell, Cary 1968, 69
 Stockton, Harold 1948, 50
 Stoerner, Clint 1996, 97, 98, 99*
 Stolt, Alan 1956, 57, 58
 Stone, Donnie 1987
 Storey, Shane 2017, 18
 Stout, Louis 1930, 31, 32
 Stout, Robert 1937, 38, 39
 Stover, Donald 1912
 Strain, Ray 1972
 Straschinske, Ray 1990, 91, 92, 93
 Street, Josh 2022, 23, 24
 Street, Russell 1999
 Strickland, J.S. 1897
 Stringer, Chris 2012, 14
 Stringer, Tom 1951
 Stromberg, Ricky 2019, 20, 21, 22
 Struebing, Don 1993
 Stumon, Van 2008, 09, 10
 Sykes, Willie 2015



ALL-TIME LETTERWINNERS

Sullivan, Jerry.....1977, 78
 Summerall, Pat.....1949, 50, 51*
 Summers, Scott.....2002
 Sutherland, Bruce.....1978, 81
 Sutton, John.....1975
 Sutton, John.....1940, 41
 Sutton, William Buddy.....1950, 51, 52*
 Swanson, Bill.....1983
 Swanson, Travis.....2010, 11, 12*, 13*
 Swartz, Anthony.....1994, 95
 Swartz, Matt.....2000
 Switzer, Anthony.....2024
 Switzer, Barry.....1957, 58, 59*
 Switzer, Greg.....1988, 89, 90, 91

T
 Tackett, Buddy.....1962, 63
 Tallent, Major.....1948
 Talley, Fred.....2000, 01, 02*
 Talley, Hunter.....2023
 Tanner, Terry.....1980
 Tate, Austin.....2010, 11, 12, 13
 Tatum, Terry.....1982, 83, 84, 85
 Taylor, Brad.....1981, 82, 83, 84
 Taylor, Brad.....2012, 13
 Taylor, Jim.....1971, 72
 Taylor, John.....1975, 76
 Taylor II, Michael.....2018
 Tegethoff, Carl.....1981, 82
 Temple, Charlie.....1949
 Templeton, Mason.....2004, 05, 06
 Tejada, Alex.....2007, 08, 09, 10
 TeSlaa, Isaac.....2023, 24
 Thielemann, R.C.....1973, 74, 75, 76
 Thomas, Barry.....1982, 83
 Thomas, Bill.....1943
 Thomas, Brad.....1973, 74, 75
 Thomas, Billy Ray.....1944, 46, 47, 48
 Thomas, Champ.....1967
 Thomas, Curtis.....1991, 93, 94
 Thomas, Derrick.....1983, 84, 85, 86*
 Thomas Jr., Eric.....2021, 22
 Thomas, Floyd.....1947
 Thomas, Greg.....1984, 85, 86, 87*
 Thomas, Jaheim.....2023
 Thomas, Mick.....1989, 90, 91
 Thomas, Robert.....2011, 12, 13*
 Thomas, Tramain.....2008, 09, 10, 11
 Thomas, Travis.....1922, 23, 24
 Thomas, Will.....1901
 Thomas, Zhamal.....2009, 10
 Thomas-Smith, Nick.....2015
 Thomason, George.....1950, 51, 52
 Thomason, Joe.....1953, 54, 55
 Thompson, David.....2004, 05
 Thompson, Derrick.....1992
 Thompson, Kyle.....2023, 24
 Thompson, Lance.....2005, 06, 07, 08
 Thompson, Skip.....1987, 88
 Thompson, Warren.....2021, 22
 Thorpe, Wilfred.....1937, 38, 39
 Thornton, DuVall.....1947, 48, 49
 Thurman, Scotty.....2015
 Tibbitts, Joe.....1941, 42
 Tidwell, Chris.....1995
 Tolbert, James.....1979, 80, 81
 Toliver, Henre'.....2014, 15, 16, 17
 Toll, Blayne.....2020

Toole, Drew.....1971, 72
 Toussaint, James.....2002
 Towler, George F.....1898
 Townsend, Curtis.....1975, 76
 Trail, Ray.....1960, 61, 62*
 Trail, Richard.....1964, 65, 66
 Trainor, Kendall.....1985, 86, 87, 88
 Trantham, Tommy.....1965, 66, 67
 Tranum, Billy.....1957, 58, 59
 Travis, Tony.....1992
 Tretola, Sebastian.....2014, 15
 Tribble, Russ.....1973, 75
 Triesch, Conrad.....1914
 Troillett, Ralph.....1952, 53*
 Troxell, Billy F.....1948
 Troxell, Jack.....1951, 52
 Trusty, Reggie.....1988, 89
 Trusty, Ronnie.....1980, 81
 Tubbs, Zac.....2002, 03, 04, 06*
 Tuck, Crosby.....2008
 Tucker, Austin.....2009, 10
 Tunnah, B.....1910
 Turner, A.J.....2012
 Turner, A.S.....1911, 13, 14
 Turner, Alan.....2011, 12, 13, 14*
 Turner, Jacorrei.....2021, 22
 Turner, John.....1970
 Turner, Keith.....2000, 02
 Turner, Nick.....2020, 21
 Turner, Terry.....1970
 Tutt, Britto.....2017, 18, 19

U
 Uekman, Garrett.....2011
 Ugoh, Tony.....2003, 04, 05, 06*
 Underwood, Ronnie.....1954, 55, 56
 Upchurch, Andy.....1983, 84, 85*
 Uptmoor, Bernard.....1928, 29, 30
 Utsey, Markell.....2021

V
 Vail, Cameron.....2020
 Van Dover, Jimmy.....1956, 58
 Van Dyke, Sammy.....1984, 85, 86, 87
 Van Es, Wendell
 Van Poucke, M.L.
 Van Sickle, Clifford.....1934, 35, 36*
 Van Sickle, Clyde.....1927, 28, 29
 Valdez, Jose.....2006, 07, 08
 Vanderverter, James.....1899
 Vanvalkenburgh, Horace.....1904, 05
 Vanvalkenburgh, William M.....1906
 Varhall, Tommy.....2024
 Vaughn, Vickiel.....2002, 03, 04, 05*
 Vavra, Brian.....2005, 06, 07
 Vernon, Thomas Jerry.....1951
 Vest, Drew.....2021
 Vestal, Steve.....1970
 Vickers, Rick.....1970
 Villarreal, Ernie.....1984, 86
 Vincenheller, Ashton.....1897, 98, 99, 00*
 Vinnett, Darius.....2004, 06*
 Voelzke, Alex.....2012, 13, 14, 15
 Volentine, Paul.....1913

W
 Wade, Chris.....2006, 07
 Wade, Marquel.....2011

Wade, Vernon.....1992, 93, 94
 Wagner, Dalton.....2018, 19, 20, 21, 22*
 Wait, Matt.....1994, 95, 96, 97
 Walcott, Alfahiyim.....2023
 Walker, Dee.....2017, 18
 Walker, George.....1954, 55, 57*
 Walker, George Rea.....1962, 63*
 Walker, Jimmy.....1975, 76, 77, 78*
 Walker, Kody.....2013, 14, 15*, 16*
 Wallace, Brian.....2015, 16, 17, 18
 Walls, Gavin.....2001, 02*
 Walls, Stephen.....1990, 91, 92
 Walston, Dave.....1962, 63
 Walters, Danny.....1980, 81, 82
 Walters, Steve.....1969, 70
 Ward, Bill.....1950
 Warren, Billy.....1983, 84
 Warren, Chris.....1975, 76
 Warren, Corey.....2000
 Warren, De'Vion.....2017, 18, 19, 20, 21
 Warren, Earl.....1953
 Warren, Robert.....1952, 53
 Washburn, Jeremiah.....1997, 98, 99
 Washington, Carroll.....2013, 14
 Washington, Cedric.....2003, 04, 05, 06
 Washington, Charles.....1983, 84, 85, 86
 Washington, Dallas.....2004, 06, 07, 08
 Washington, Ty.....2023, 24
 Watkins, James.....1906
 Watkins, Larry.....1964, 65, 67*
 Watkins, Ronald.....2010, 11
 Watkins, Wayne.....1952
 Watkins, William.....1973
 Watson, Alan.....1973, 74
 Watson, John R.....1903
 Watters, Orlando.....1991, 92, 93
 Watts, Armon.....2015, 18
 Weatherford, Zach.....1994
 Weatherston Jr., Carl.....1944
 Webb, Charles W.....1902
 Webster, Tim.....1968, 69, 70
 Weems, Orson.....1981, 82, 83
 Welch, Charles.....1923
 Welch, Jerry.....1962, 63, 64*
 Wells, Ira.....1983, 84
 Wells, John A.....1948
 Wesley, Donte.....1998
 Wessinger, Randy.....1978, 79, 80
 West, A.L.....1898
 Westerman, Bruce.....1990
 Westphal, Benny.....1973, 75
 Wewetzer, Jeff.....1988, 89
 Whaley, Devwah.....2016, 17, 18, 19
 Wheat, John.....1971, 72
 Wheeler, Earl.....1943, 44, 45*, 46
 Whisenhunt, Jim.....1966
 White, Barnabas.....1974, 76, 77
 White, Bob.....1966, 67, 68
 White, Bryan.....1984, 85, 86, 87
 White, Dale.....1975, 76, 77, 78
 White, Eddie.....1981, 82, 84
 White, J.D.....2019, 20, 21
 White, Larry.....1975, 76
 White, LaZerius.....1999, 00, 01*
 White, Marsh.....1972, 73
 White, Nathaniel.....1982, 84, 85, 86
 White, Steed.....1946, 47
 Whitfield, Billy.....1957

Whitmore, Marcus.....2003, 04*
 Whittaker, Leon.....1947
 Whitted, Erik.....1984, 85, 86, 87
 Whitworth, Charles.....1955, 56, 57
 Wiggins, Amaury.....2023, 24
 Wilber, Rusty.....1976, 77
 Wilcoxon, Robert.....1982, 83, 84
 Wiley, Brian.....2000
 Wilkins, Charles.....1925
 Williams, Bobbie.....1996, 97, 98, 99
 Williams, Bobby.....1960
 Williams, Calvin.....1984, 85
 Williams, D.J.....2007, 08, 09, 10*
 Williams, Dale.....1984, 85
 Williams, Damian.....2006
 Williams, Darrell.....1959, 60, 61
 Williams, David.....2017
 Williams, Demetrius.....2012
 Williams, Desmond.....2005, 06, 07
 Williams, Eddie "Boo".....1999, 00
 Williams, Fred.....1949, 50, 51
 Williams, Gary.....1978
 Williams, Jarrell.....1959, 60
 Williams, Jim.....1963, 64, 65*
 Williams, Jimmy.....1988, 89
 Williams, John.....1920
 Williams, Jonathan.....2012, 13, 14, 15*
 Williams, Josh.....2014, 15, 16
 Williams, Les.....1970, 71, 72
 Williams, Maleek.....2018
 Williams, McKinley.....2019, 22
 Williams, Michael.....1996, 97, 98, 99
 Williams, Patrick.....1987, 88, 89
 Williams, Paul X.....1928
 Williams III, Rawleigh.....2015, 16
 Williams, Ray E.....1920, 21, 22
 Williams, Rickey.....1984, 85, 86, 87*
 Williams, Stanley.....1977, 78
 Williams, Terrell.....2009, 10, 11, 12
 Williams, Tre.....2021
 Williams, Tom.....1923
 Williams, Zach.....2019, 20, 21, 22, 23
 Williams, John.....1989
 Wilson, Bill.....1957
 Wilson, Clint.....1983
 Wilson, Demetrius.....2012, 14
 Wilson, George.....2001, 02, 03*
 Wilson, Harry.....1997, 98
 Wilson, Jaedon.....2022, 2023, 24
 Wilson, Jeremy.....1996
 Wilson, Joe Bill.....1954
 Wilson, Richard.....1980
 Wilson, Tyler.....2009, 10, 11, 12*
 Wilson, William.....1915, 16, 17
 Wilson, William O.....1902, 03
 Wingfield, Greg.....1985
 Wingo Jr., Ronnie.....2009, 10, 11, 12
 Winkler, Ryan.....2018, 19, 21
 Winkleman, Ben.....1917, 18, 19, 20, 21*
 Winkleman, Charles.....1924
 Winston, Billy.....1986, 87, 88, 89
 Winston, Darius.....2009, 10, 11, 12
 Winston, Dennis.....1973, 74, 75, 76
 Winston, JaMichael.....2013, 14, 15*, 16
 Winston, Marc.....2005
 Winston, Rodney.....1988, 89, 90
 Winters, Alva.....1926, 27, 28*
 Wise Jr., Deatrich.....2013, 14, 15, 16*

Wise, Floyd.....1928
 Wishon, Waylon.....1992, 93, 94
 Withers, Art.....1937
 Witty, Eldo.....1924
 Wood, Charles Fox.....1900, 01, 02
 Wood, Clark.....1900, 01, 02
 Wood, John Shirley.....1904, 05, 06*
 Wood, Stanley.....1922
 Woodard, Jackson.....2021, 22
 Woodbury, Derrick.....1992
 Woodell, Lloyd.....1936, 37, 38*
 Woodlee, Eddie.....1964, 65, 66
 Woodman, Lloyd.....1954
 Woods, Gary.....1979
 Woods, Kevin.....2004, 05, 06, 07*
 Woods, Mike.....2018, 19, 20
 Woods, Wayne.....1956
 Woolfolk, Kirk.....1977, 78, 80
 Worrell, Darren.....1986, 87, 89
 Worth III, Larry.....2024
 Worthington, Jim.....1961, 62
 Wren, Hudson.....1927, 28
 Wren, Ronnie.....1974
 Wright, A.E.....1908, 09
 Wright, Jarvis.....2008, 09, 10, 11*
 Wright, Lindsay.....1894*
 Wright, Sam.....1906
 Wright, Shannon.....1989, 90, 92
 Wright, Tenarius.....2009, 10, 11, 12*
 Wright, Todd.....1989, 90, 91, 92
 Wunderly, Don.....1971, 72*
 Wyatt, Kevin.....1982, 83, 84, 85
 Wynn, Robert.....1988
 Wynn, Roger.....1976
 Wynne, Clayton.....1940, 41, 42*
 Wynne, Tommy.....1935

Y
 Yager, Richard.....1991, 92, 93
 Yarborough, Byron.....1984, 85, 86
 Yates, A.J.....1938, 39, 40*
 Yeager, Kelly.....1991, 92, 93
 Yoder, Douglas.....1972, 73, 74, 75
 Yoes, Oran C.....1920
 Young, Brenden.....2017, 18, 19
 Young, Charles.....1949
 Young, Clint.....1910, 11
 Young, Dallas.....2024
 Young, Henderson.....1919
 Young, James.....1943, 44*
 Young, Michael.....2004
 Young, Theo.....1983, 84, 85, 86
 Youngblood, Jim.....2009
 Yurachek, Brooks.....2024
 Yurachek, Jake.....2019, 20

Z
 Zimos, Zach.....2019, 21, 22
 Zinamon, Bert.....1980, 81, 82, 83*
 Zoll, Alan A.....1915, 16

(The Razorback Communications office welcomes corrections from authentic sources.)

**denotes team captains*



ALL-TIME COACHING STAFF

2025

Hunter Yurachek, AD
Sam Pittman, HC
Scott Fountain,
Asst. HC/ST Coord.
Bobby Petrino, OC/QB
Travis Williams, DC
Marcus Woodson, Co-DC
Deke Adams, DL
Ronnie Fouch, WR
Eric Mateos, OL
Nick Perry, Secondary
Kolby Smith, RB
Morgan Turner, TE

2024

Hunter Yurachek, AD
Sam Pittman, HC
Scott Fountain,
Asst. HC/ST Coord.
Bobby Petrino, OC/QB
Travis Williams, DC/LB
Marcus Woodson, Co-DC/DB
Deke Adams, DL
Ronnie Fouch, WR
Eric Mateos, OL
Kolby Smith, RB
Morgan Turner, TE
Deron Wilson, DB

2023

Hunter Yurachek, AD
Sam Pittman, HC
Jimmy Smith, Assoc. HC/RB
Scott Fountain,
Asst. HC/ST Coord.
Dan Enos, OC/QB
Travis Williams, DC/LB
Marcus Woodson, Co-DC/DB
Deke Adams, DL
Kenny Guiton, WR
Cody Kennedy, OL
Morgan Turner, TE
Deron Wilson, DB

2022

Hunter Yurachek, AD
Sam Pittman, HC
Barry Odom, Assoc. HC DC/S
Scott Fountain,
Asst. HC/ST Coord.
Kendal Briles, OC
Deke Adams, DL
Dominique Bowman, CB
Kenny Guiton, WR
Cody Kennedy, OL
Dowell Loggains, TE
Michael Scherer, LB
Jimmy Smith, RB

2021

Hunter Yurachek, AD
Sam Pittman, HC
Barry Odom, Assoc. HC DC/S
Scott Fountain,
Asst. HC/ST Coord.
Kendal Briles, OC
Jermial Ashley, DL
Sam Carter, CB
Kenny Guiton, WR
Cody Kennedy, OL
Dowell Loggains, TE
Michael Scherer, LB
Jimmy Smith, RB

2020

Hunter Yurachek, AD
Sam Pittman, HC
Barry Odom, Assoc. HC/DC/S
Scott Fountain,
Asst. HC/ST Coord.
Kendal Briles, OC
Sam Carter, CB
Jon Cooper, TE
Brad Davis, OL
Derrick LeBlanc, DL
Rion Rhoades, LB
Jimmy Smith, RB
Justin Stepp, WR

2019

Hunter Yurachek, AD
Chad Morris, HC
John Chavis, DC/LB
Joe Craddock, OC/QB
Steve Caldwell, DL
Ron Cooper, DB
Dustin Fry, OL
Kenny Ingram, DT
Barry Lunney Jr., TE/ST
Mark Smith, DB
Justin Stepp, WR
Jeff Traylor, Assoc. HC/RB

2018

Hunter Yurachek, AD
Chad Morris, HC
John Chavis, DC/LB
Joe Craddock IV, OC/QB
Steve Caldwell, DL
Ron Cooper, DB
Dustin Fry, OL
Barry Lunney Jr., TE
John Scott Jr., DL
Mark Smith, DB
Justin Stepp, WR
Jeff Traylor, Assoc. HC/RB

2017

Jeff Long, AD
Bret Bielema, HC
Dan Enos, OC/QB
Paul Rhoads, DC/Secondary
Kurt Anderson, OL
Vernon Hargreaves, LB
Barry Lunney Jr., TE
Reggie Mitchell, RB
John Scott Jr., DL
Michael Smith, WR
Chad Walker, OLB

2016

Jeff Long, AD
Bret Bielema, HC
Dan Enos, OC/QB
Robb Smith, DC/Secondary
Kurt Anderson, OL
Vernon Hargreaves, LB
Barry Lunney Jr., TE
Reggie Mitchell, RB
Paul Rhoads, DB
Rory Segrest, DL/Specialists
Michael Smith, WR

2015

Jeff Long, AD
Bret Bielema, HC
Dan Enos, OC/QB
Robb Smith, DC/Secondary
Sam Pittman,
Assoc. HC/Rec./OL
Jemal Singleton, ST/RB
Vernon Hargreaves, LB
Clay Jennings, DB
Barry Lunney Jr., TE
Rory Segrest, DL/Specialists
Michael Smith, WR

2014

Jeff Long, AD
Bret Bielema, HC
Jim Chaney, OC/QB
Robb Smith, DC/Secondary
Randy Shannon Sr.,
Assoc. HC/LB
Sam Pittman,
Assoc. HC/Rec./OL
Clay Jennings, DB
Barry Lunney Jr., TE
Rory Segrest, DL/Specialists
Michael Smith, WR
Joel Thomas, RB

2013

Jeff Long, AD
Bret Bielema, HC
Chris Ash, DC/Secondary
Jim Chaney, OC/QB
Sam Pittman,
Assoc. HC/Rec./OL
Charlie Partridge, Asst. HC/DL
Taver Johnson, CB
Barry Lunney Jr., TE
Randy Shannon, LB
Michael Smith, WR
Joel Thomas, RB

2012

Jeff Long, AD
John L. Smith, HC
Paul Haynes*, DC/Secondary
Paul Petrino, OC/QB
Steve Caldwell, DE/STC
Taver Johnson, Asst. HC/LB
Bobby Allen, Secondary
Kris Cinkovich, WR
Tim Horton, RB/Rec.
Chris Klenakis, OL
Kevin Peoples, DT

2011

Jeff Long, AD
Bobby Petrino, HC
Garrick McGee, OC/QB
Willy Robinson, DC/Secondary
John L. Smith, OLB/STC
Bobby Allen, DT
Steve Caldwell, DE
Kris Cinkovich, WR
Tim Horton, RB/Rec.
Reggie Johnson, ILB
Chris Klenakis, OL

2010

Jeff Long, AD
Bobby Petrino, HC
Garrick McGee, OC/QB
Willy Robinson, DC/Secondary
John L. Smith, STC/OLB
Bobby Allen, DT
Steve Caldwell, DE
Kris Cinkovich, WR
Tim Horton, RB/Rec.
Reggie Johnson, ILB
Chris Klenakis, OL

2009

Jeff Long, AD
Bobby Petrino, HC
Mike Summers, Asst. HC/OL
Paul Petrino, OC/WR
Willy Robinson, DC/S
John L. Smith, STC/OLB
Bobby Allen, DT
Kirk Botkin, DE
Tim Horton, RB/Rec.
Reggie Johnson, ILB
Garrick McGee, QB

2008

Jeff Long, AD
Bobby Petrino, HC
Mike Summers, Asst. HC/OL
Paul Petrino, OC/WR
Willy Robinson, DC/S
Bobby Allen, DT
Kirk Botkin, DE/ST
Tim Horton, RB/TE/Rec.
Reggie Johnson, LB
Garrick McGee, QB
Lorenzo Ward, Secondary

2007

Frank Broyles, AD
Houston Nutt, HC
Reggie Herring, DC/ILB
David Lee, OC/QB
Mike Markuson,
OL/Run Game Coord.
Alex Wood,
WR/Pass Game Coord.
Bobby Allen, CB
Tim Horton, RB
Tracy Rocker, DL
James Shibest, TE/Specialists
Chris Vaughn, S

2006

Frank Broyles, AD
Houston Nutt, HC
Reggie Herring, DC/LB
Gus Malzahn, OC/WR
Mike Markuson,
OL/Pass Game Coord.
Alex Wood,
QB/Pass Game Coord.
Bobby Allen, CB
Louis Campbell, Secondary
Danny Nutt, RB
Tracy Rocker, DL
James Shibest, TE/Specialists

2005

Frank Broyles, AD
Houston Nutt, HC
Reggie Herring, DC/LB
Mike Markuson,
OL/Run Game Coord.
Roy Wittke,
QB/Pass Game Coord.
Bobby Allen, CB
Clifton Ealy, TE
Danny Nutt, RB
Tracy Rocker, DL
James Shibest,
WR/Specialists
Chris Vaughn, S/Rec.

2004

Frank Broyles, AD
Houston Nutt, HC
Dave Wommack, DC/ILB
Mike Markuson,
OL/Run Game Coord.
Roy Wittke,
QB/Pass Game Coord.
Bobby Allen, Secondary
Clifton Ealy, TE
Danny Nutt, RB
Tracy Rocker, DL
James Shibest, WR/Specialists
Chris Vaughn, OLB/Rec.

2003

Frank Broyles, AD
Houston Nutt, HC
Dave Wommack, DC/ILB
Mike Markuson,
OL/Run Game Coord.
Roy Wittke,
QB/Pass Game Coord.
Bobby Allen, CB/FS
Clifton Ealy, TE
Danny Nutt, RB
Tracy Rocker, DL
James Shibest, WR/Specialists
Chris Vaughn, OLB/SS/Rec.

2002

Frank Broyles, AD
Houston Nutt, HC
Dave Wommack, DC/CB/FS
Bobby Allen, ILB/MLB
David Lee, QB
Mike Markuson, OL
Danny Nutt, RB
George Pugh, TE/Rec.
Kacy Rodgers, DL
James Shibest, WR/Specialists
Chris Vaughn, OLB/SS

2001

Frank Broyles, AD
Houston Nutt, HC
John Thompson, DC/ILB
Bobby Allen, DL
David Lee, QB
Mike Markuson, OL
Danny Nutt, RB
George Pugh, Rec./WR
James Shibest, TE/Specialists
Chris Vaughn, OLB
Dave Wommack, Secondary

2000

Frank Broyles, AD
Houston Nutt, HC
Fitz Hill,
Asst. HC/Rec. Coord./WR
Bobby Allen, Co-DC/LB
John Thompson,
Co-DC/Secondary
Joe Ferguson, QB
Bill Johnson, DL
Mike Markuson, OL
Danny Nutt, RB
James Shibest,
TE/Special Teams
Chris Vaughn,
Bandits/Rovers

1999

Frank Broyles, AD
Houston Nutt, HC
Bobby Allen, Co-DC/LB
Keith Burns, Co-DC/Secondary
Clifton Ealy, Bandits/Rovers
Joe Ferguson, QB
Fitz Hill, WR
Mark Hutson, TE/STC
Bill Keopple, DL
Mike Markuson, OL
Danny Nutt, RB

1998

Frank Broyles, AD
Houston Nutt, HC
Bobby Allen, Co-DC/LB
Keith Burns, Co-DC/Secondary
Clifton Ealy, Bandits/Rovers
Joe Ferguson, QB
Fitz Hill, WR
Mark Hutson,
TE/Special Teams
Bill Keopple, DL
Mike Markuson, OL
Danny Nutt, RB

1997

Frank Broyles, AD
Danny Ford, HC
Miles Aldridge, DC/LB
Kay Stephenson, OC/RB
Louis Campbell, Asst. HC/DB
Mike Bender, OG/C
Joe Ferguson, QB
Fitz Hill, WR
Jim Washburn, DL
Dennis Winston, OLB

1996

Frank Broyles, AD
Danny Ford, HC
Miles Aldridge, DC/LB
Mike Bender, OG/C
Louis Campbell, Asst. HC/DB
Rockey Felker, QB
Fitz Hill, WR
David Mitchell, RB
Charley North, OT/TE
Joe Pate, LB
Jim Washburn, DL

1995

Frank Broyles, AD
Danny Ford, HC
Mike Bender, OL
Louis Campbell, DB
Joe Lee Dunn, DC
Rockey Felker, QB
Fitz Hill, WR
David Mitchell, RB
Charley North, OT/TE
Joe Pate, LB
Jim Washburn, DL

1994

Frank Broyles, AD
Danny Ford, HC
Louis Campbell, DB
Rockey Felker, QB
Fitz Hill, WR
Buddy King, OT/TE
Joe Kines, Asst. HC/DC
Joe Pate, LB
Larry Van Der Heyden, OG/C
Jim Washburn, DL

1993

Frank Broyles, AD
Danny Ford, HC
Louis Campbell, DB
Greg Davis, QB
Rockey Felker, RB
Fitz Hill, WR
Buddy King, OT/TE
Joe Kines, Asst. HC/DC
Joe Pate, DL
Scott Smith, LB
Larry Van Der Heyden, OG/C

1992

Frank Broyles, AD
Jack Crowe, HC*
Joe Kines, DC/ILB/HC#
Louis Campbell, DB
Scott Conley, TE
Greg Davis, OC/QB
J.B. Grimes, OL
Fitz Hill, DB/LB
Houston Nutt, WR
Joe Pate, Asst. HC/DL
Ken Rucker, RB

1991

Frank Broyles, AD
Jack Crowe, HC
Louis Campbell, DB
Scott Conley, TE
J.B. Grimes, OL
Bill Johnson, DL
Joe Kines, DC/ILB
Houston Nutt, WR
Joe Pate, Asst. HC/OLB
Ken Rucker, RB
Charlie Weatherbie, QB

1990

Frank Broyles, AD
Jack Crowe, HC
Louis Campbell, DB
Scott Conley, OLB
J.B. Grimes, OL
Bill Johnson, DL
Houston Nutt, WR
Joe Pate, DC/LB
Jerry Pullen, TE
Ken Rucker, RB
Charlie Weatherbie, QB

1989

Frank Broyles, AD
Ken Hatfield, HC
Wally Ake, ILB
Larry Beckman, OG/C
Larry Brinson, RB/FB
Dick Bumpas, DL
Jack Crowe, OC/QB
J.B. Grimes, OT/TE
Roger Hinshaw, OL
Bob Trott, DB
Richard Wilson, WR

1988

Frank Broyles, AD
Ken Hatfield, HC
Wally Ake, DL
Larry Beckman, OL
Larry Brinson, RB
Fred Goldsmith, DC/LB
Jim Goodman, WR
Roger Hinshaw, OLB
David Lee, QB/FB
Bob Trott, DB
Ken Turner, TE/K

1987

Frank Broyles, AD
Ken Hatfield, HC
Wally Ake, DL
Larry Beckman, OL
Larry Brinson, RB
Fred Goldsmith, DC/LB
Jim Goodman, WR
Roger Hinshaw, OLB
David Lee, QB/FB
Bob Trott, DB
Ken Turner, TE/K

1986

Frank Broyles, AD
Ken Hatfield, HC
Wally Ake, DL
Larry Beckman, OL
Larry Brinson, RB
Fred Goldsmith, DC/LB
Jim Goodman, WR
Roger Hinshaw, OLB
David Lee, QB/FB
Bob Trott, DB
Ken Turner, TE/K

1985

Frank Broyles, AD
Ken Hatfield, HC
Wally Ake, DL
Larry Beckman, OL
Jesse Branch, WR
Larry Brinson, RB
Fred Goldsmith, DC/LB
Roger Hinshaw, OLB
David Lee, QB/FB
Bob Trott, DB
Ken Turner, TE/K

1984

Frank Broyles, AD
Ken Hatfield, HC
Wally Ake, DL
Larry Beckman, OL
Jesse Branch, WR
Larry Brinson, RB
Fred Goldsmith, DC/LB
Roger Hinshaw, OLB
David Lee, QB/FB
Bob Trott, DB
Ken Turner, TE/K

2025 ARKANSAS FOOTBALL



ALL-TIME COACHING STAFF

1983

Frank Broyles, AD
Lou Holtz, HC
Jesse Branch, OB
Pete Cordelli, WR
Harvey Hampton, DE
Rich Olson, DB
Bob Shaw, LB
Jim Strong, OT/TE
Mike Tolleson, DL
Don Lindsey, Asst. HC/DC
Ken Turner, OG/C/K

1982

Frank Broyles, AD
Lou Holtz, HC
Larry Beightol, OC/OL
Jesse Branch, WR
Sam Goodwin, OB
Don Lindsey, Asst. HC/DC
John Mitchell, DE
Rich Olson, DB
Ken Turner, TE/K
Bob Shaw, LB

1981

Frank Broyles, AD
Lou Holtz, HC
Larry Beightol, OC/OL
Jesse Branch, WR
Sam Goodwin, OB
Don Lindsey, DC/LB
John Mitchell, DE
Rich Olson, DB
Ken Turner, TE/OL/K
Fred von Appen, DL

1980

Frank Broyles, AD
Lou Holtz, HC
Larry Beightol, Asst HC/OL
Jesse Branch, DB
Don Breaux, OB
Bob Cope, DC
Harold Horton, DL
John Konstantinos, WR
John Mitchell, DE
Ken Turner, TE/K

1979

Frank Broyles, AD
Lou Holtz, HC
Jesse Branch, WR
Don Breaux, OB
Bob Cope, DB
Harold Horton, DL
Monte Kiffin, DC/Asst. HC
John Konstantinos, TE
John Mitchell, DE
Ken Turner, OL/K

1978

Frank Broyles, AD
Lou Holtz, HC
Larry Beightol, OC
Jesse Branch, WR
Don Breaux, OB
Bob Cope, DB
Harold Horton, DL
Monte Kiffin, DC
John Mitchell, DE
Ken Turner, OL/K

1977

Frank Broyles, AD
Lou Holtz, HC
Larry Beightol, OC
Jesse Branch, WR
Don Breaux, OB
Bob Cope, DB
Harold Horton, DL
Monte Kiffin, DC
John Mitchell, DE
Ken Turner, TE/K

1976

Frank Broyles, AD/HC
Don Boyce, OL
Jesse Branch, OB
Frank Falks, DE
Bob Gatling, WR
Harold Horton, LB
Jim Johnson, DL
Pat Jones, DB
Bill Lewis, DB
Ken Turner, OL/K

1975

Frank Broyles, AD/HC
Don Boyce, OL
Jesse Branch, WR
Frank Falks, DE
Harold Horton, LB
Jim Johnson, DL
Pat Jones, DL
Bill Lewis, DB
Bo Rein, OC
Ken Turner, TE

1974

Frank Broyles, AD/HC
Frank Falks, DE
Harold Horton, LB
Jim Johnson, DL
Mervin Johnson, OL
Bill Lewis, DB
Gordon Norwood, QB
Ken Turner, OL
Richard Williamson, OB

1973

Frank Broyles, AD/HC
Frank Falks, DE
Harold Horton, LB
Jim Johnson, DL
Mervin Johnson, OL
Bill Lewis, DB
Don Trull, QB/WR
Ken Turner, OL
Richard Williamson, OB

1972

George Cole, AD
Frank Broyles, HC
Buddy Bennett, DB
Raymond Berry, WR
Lon Farrell, DE
Joe Gibbs, OL
Harold Horton, LB
Mervin Johnson, DL
Ken Turner, B Team
Richard Williamson, OB

1971

George Cole, AD
Frank Broyles, HC
Mervin Johnson, DL
Lon Farrell, DE
Harold Horton, LB
Buddy Bennett, DB
Don Breaux, OB
Raymond Berry, WR
Joe Gibbs, OL

1970

George Cole, AD
Frank Broyles, HC
Raymond Berry, WR
Don Breaux, OB
Charley Coffey, DL
Harold Horton, LB
Marvin Johnson, OL
Bill Kinard, DB

1969

John Barnhill, AD
Frank Broyles, HC
Don Breaux, OB
Charley Coffey, DL
Harold Horton, LB
Hootie Ingram, DB
Mervin Johnson, OL
Richard Williamson, WR
Bob Ford, Asst.

1968

John Barnhill, AD
Frank Broyles, HC
Don Breaux, OB
Charley Coffey, DL
Hootie Ingram, DB
Mervin Johnson, OL
Harold Horton, LB
Richard Williamson, WR
Bob Ford, Asst.

1967

John Barnhill, AD
Frank Broyles, HC
Charley Coffey, DL
Hootie Ingram, DB
Mervin Johnson, OL
Johnny Majors, OB
Wilson Matthews, LB
Gordon Smith, OE
Bob Ford, Asst.

1966

John Barnhill, AD
Frank Broyles, HC
Charley Coffey, DL
Johnny Majors, DB
Wilson Matthews, LB
Bill Pace, OB
Gordon Smith, OE

1965

John Barnhill, AD
Frank Broyles, HC
Jim Mackenzie, Asst. HC/DC
Mervin Johnson, OL
Johnny Majors, DB
Wilson Matthews, LB
Bill Pace, OB
Barry Switzer, OE

1964

John Barnhill, AD
Frank Broyles, HC
Jim Mackenzie, Asst. HC/DC
Mervin Johnson, OL
Johnny Majors, DB
Wilson Matthews, LB
Bill Pace, OB
Barry Switzer, OE

1963

John Barnhill, AD
Frank Broyles, HC
Doug Dickey, OB
Jim Mackenzie, DL
Wilson Matthews, LB/DE
Steed White, OE/OL
Bill Pace, DB
Mervin Johnson, OL

1962

John Barnhill, AD
Frank Broyles, HC
Doug Dickey, OB
Mervin Johnson, OL
Bill Pace, DB
Jim Mackenzie, DL
Wilson Matthews, LB/DE
Steed White, OE/OL

1961

John Barnhill, AD
Frank Broyles, HC
Doug Dickey, DB
Hayden Fry, OB
Harold Horton, LB
Wilson Matthews, LB
Dixie White, OL
Steed White, OE/OL

1960

John Barnhill, AD
Frank Broyles, HC
Doug Dickey, DB
Merrill Green, OB
Jim Mackenzie, DL
Wilson Matthews, LB/DE
Dixie White, OL
Steed White, OE

1959

John Barnhill, AD
Frank Broyles, HC
Doug Dickey, DB
Merrill Green, OB
Jim Mackenzie, DL
Wilson Matthews, LB/DE
Dixie White, OL
Steed White, OE

1958

John Barnhill, AD
Frank Broyles, HC
Doug Dickey, DB
Merrill Green, OB
Jim Mackenzie, DL
Wilson Matthews, LB/DE
Dixie White, OL
Steed White, OE

1957

John Barnhill, AD
Jack Mitchell, HC
George Barnhardt
Ab Bidwell
George Cole
Gene Corrotto
Bill Pace
Dixie White
Steed White

1956

John Barnhill, AD
Jack Mitchell, HC
George Barnhardt
Ab Bidwell
Bert Clark
George Cole
Gene Corrotto
Bobby Proctor
Tracy Scott
Dixie White

1955

John Barnhill, AD
Jack Mitchell, HC
George Barnhardt
Ab Bidwell
George Cole
Bobby Proctor
Tracy Scott
Dixie White

1954

John Barnhill, AD
Bowden Wyatt, HC
John Bailey
George Cafego
George Cole
Dick Hitt
LeRoy Pearce
Tracy Scott

1953

John Barnhill, AD
Bowden Wyatt, HC
John Bailey
George Cafego
George Cole
Dick Hitt
LeRoy Pearce
Tracy Scott

1952

John Barnhill, AD
Otis Douglas, HC
George Cole
Bill Ferrell
Charles Gray
Charles Hanks
Dick Humbert
Clyde Van Sickle

1951

John Barnhill, AD
Otis Douglas, HC

1950

John Barnhill, AD
Otis Douglas, HC

ALL-TIME COACHING STAFF ROSTER

Deke Adams, 2022-pres.
Wally Ake, 1984-89
Miles Aldridge, 1996-97
Bobby Allen, 1998-2012
Kurt Anderson, 2016-17
Chris Ash, 2013
Jermial Ashley, 2021
John Bailey, 1953-54
Bill Barnes, 1949
George Barnhardt, 1955-57
John Barnhill, 1946-49 (HC); 1946-69 (AD)
Larry Beckman, 1984-89
Larry Beightol, 1980-82
Mike Bender, 1995-97
Buddy Bennett, 1971-72
Raymond Berry, 1970-72
Ab Bidwell, 1955-57
Bret Bielema, 2013-17 (HC)
Kirk Botkin, 2008-09
Dominique Bowman, 2022
Don Boyce, 1975-76
H.B. Brackett, 1949
Jesse Branch, 1975-85
Don Breaux, 1968-71, 1977-80
Kendal Briles, 2020-22
Larry Brinson, 1984-89
Frank Broyles, 1958-76 (HC); 1973-2007 (AD)
Dick Bumpas, 1989
Keith Burns, 1998-99
George Cafego, 1953-54
Steve Caldwell, 2010-12, 2018-19
Louis Campbell, 1990-97, 2006
Sam Carter, 2020-21
Jim Chaney, 2013-14
John Chavis, 2018-19
Kris Cinkovich, 2010-12
Charley Coffey, 1966-70
George Cole, 1949, 1952-57; 1970-72 (AD)
Scott Conley, 1990-92
Jon Cooper, 2020
Ron Cooper, 2018-19
Bob Cope, 1977-80
Pete Cordelli, 1983
Gene Corrotto, 1956-57
Joe Craddock, 2018-19
Jack Crowe, 1989; 1990-92 (HC)
Brad Davis, 2020
Greg Davis, 1992-93
Doug Dickey, 1958-63
Otis Douglas, 1950-52 (HC)
Joe Lee Dunn, 1995
Clifton Ealy, 1998-99, 2003-05
Dan Enos, 2015-17, 2023
Frank Falks, 1973-76
Lon Farrell, 1971-72
Rockey Felker, 1993-96
Joe Ferguson, 1997-2000
Bill Ferrell, 1952
Danny Ford, 1993-97 (HC)
Ronnie Fouch, 2024-pres.
Scott Fountain, 2020-pres.
Dustin Fry, 2018-19
Hayden Fry, 1961
Bob Gatling, 1976
Joe Gibbs, 1971-72

Fred Goldsmith, 1984-88
Jim Goodman, 1986-88
Sam Goodwin, 1981-82
Charles Gray, 1949, 1952
Merrill Green, 1958-60
J.B. Grimes, 1989-92
Kennny Guiton, 2021-23
Harvey Hampton, 1983
Charles Hanks, 1952
Vernon Hargreaves, 2015-17
Mark Hutson, 1984-89 (HC)
Paul Haynes, 2011-12
Reggie Herring, 2005-07
Fitz Hill, 1992-2000
Roger Hinshaw, 1984-89
Dick Hitt, 1953-54
Lou Holtz, 1977-83 (HC)
Harold Horton, 1968-80
Tim Horton, 2007-12
Hobart Hooser, 1949
Dick Humbert, 1952
Mark Hutson, 1998-99
Hootie Ingram, 1967-69
Kennny Ingram, 2019
Clay Jennings, 2014-15
Bill Johnson, 1990-91, 2000
Jimmy Johnson, 1973-76
Mervin Johnson, 1962-74
Reggie Johnson, 2008-11
Taver Johnson, 2012-13
Pat Jones, 1975
Cody Kennedy, 2021-23
Bill Keopple, 1998-99
Monte Kiffin, 1977-79
Bill Kinard, 1970
Joe Kines, 1991-94
Buddy King, 1993-94
Chris Klenakis, 2010-12
John Konstantinos, 1979-80
Derrick LeBlanc, 2020
David Lee, 1984-88, 2001-02, 07
Bill Lewis, 1973-76
John Lindsey, 1981-83
Dowell Loggains, 2021-22
Barry Lunney Jr., 2013-19
Jim Mackenzie, 1958-65
Johnny Majors, 1964-67
Gus Malzahn, 2006
Mike Markuson, 1998-2007
Eric Mateos, 2024-pres.
Wilson Matthews, 1958-67
Garrick McGee, 2008-11
Charles McGibbony, 1949
David Mitchell, 1994-96
Jack Mitchell, 1955-57 (HC)
John Mitchell, 1977-82
Reggie Mitchell, 2016-17
Chad Morris, 2018-19 (HC)
Charley North, 1995-97
Gordon Norwood, 1974
Danny Nutt, 1998-2007
Houston Nutt, 1990-92; 1998-2007 (HC)
Barry Odom, 2020-22
Rich Olson, 1981-83
Bill Pace, 1962-66
Charlie Partridge, 2013
Joe Pate, 1990-96
Kevin Peoples, 2011-12
Nick Perry, 2025-pres.

Bobby Petrino, 2008-11 (HC), 2024-pres.
Paul Petrino, 2008-09; 2011-12
LeRoy Pearce, 1953-54
Sam Pittman, 2013-15, 2020-pres. (HC)
Bobby Proctor, 1955-56
George Pugh, 2001-02
Jerry Pullen, 1990
Bo Rein, 1975
Rion Rhoades, 2020
Paul Rhoads, 2016-17
Willy Robinson, 2008-11
Tracy Rocker, 2003-07
Kacy Rodgers, 2002
Ken Rucker, 1990-92
Michael Scherer, 2021-22
John Scott Jr., 2017-18
Tracy Scott, 1953-56
Rory Segrest, 2014-16
Randy Shannon, 2013-14
Bob Shaw, 1982-83
James Shiblest, 2000-07
Jemal Singleton, 2015
Gordon Smith, 1966-67
Jimmy Smith, 2020-23
John L. Smith, 2008-11, 2012 (HC)
Kolby Smith, 2024-pres.
Mark Smith, 2018-19
Michael Smith, 2013-17
Robb Smith, 2014-16
Scott Smith, 1993
Kay Stephenson, 1997
Justin Stepp, 2018-20
Jim Strong, 1983
Mike Summers, 2008-09
Barry Switzer, 1964-65
Joel Thomas, 2013-14
John Thompson, 2000-01
Mike Tolleson, 1983
Jeff Traylor, 2018-19
Bob Trutt, 1984-89
Don Trull, 1973
Ken Turner, 1972-88
Morgan Turner, 2023-pres.
Fred von Appen, 1981
Larry Van Der Heyden, 1993-94
Clyde Van Sickle, 1949, 1952
Chris Vaughn, 2000-05, 2007
Chad Walker, 2017
Jim Washburn, 1994-97
Lorenzo Ward, 2008
Charlie Weatherbie, 1990-91
Dixie White, 1955-61
Steed White, 1957-63
Travis Williams, 2023-pres.
Richard Williamson, 1972-74
Deron Wilson, 2023-24
Richard Wilson, 1989
Dennis Winston, 1997
Roy Wittke, 2003-05
Dave Wommack, 2001-04
Alex Wood, 2006-07
Marcus Woodson, 2023-pres.
Bowden Wyatt, 1953-54 (HC)

**Joined staff prior to Cotton Bowl at end of 2011 season*



ALL-TIME OVERALL RECORDS

YEAR	ALL GAMES				CONFERENCE GAMES				FINISH	BOWL	HEAD COACH	YEAR	ALL GAMES				CONFERENCE GAMES				FINISH	BOWL	HEAD COACH		
	W	L	T	PCT.	W	L	T	PCT.					W	L	T	PCT.	W	L	T	PCT.					
1894	2	1	0	.667							John C. Futrall	1898	4	6	0	.400	2	4	0	.333	T5		Frank Broyles		
1895	1	0	0	1.000							John C. Futrall	1899	9	2	0	.818	5	1	0	.833	T1	Gator	Frank Broyles		
1896	2	1	0	.667							John C. Futrall	1900	8	3	0	.727	6	1	0	.857	1	Cotton	Frank Broyles		
1897	2	0	1	.833							B.N. Wilson	1901	8	3	0	.727	6	1	0	.857	T1	Sugar	Frank Broyles		
1898	2	1	0	.667							B.N. Wilson	1902	9	2	0	.818	6	1	0	.857	2	Sugar	Frank Broyles		
1899	3	1	1	.700							Colbert Searles	1903	5	5	0	.500	3	4	0	.429	4		Frank Broyles		
1900	2	1	1	.625							Colbert Searles	1904	11	0	0	1.000	7	0	0	1.000	1	Cotton/National Champions	Frank Broyles		
1901	3	5	0	.375							Charles Thomas	1905	10	1	0	.909	7	0	0	1.000	1	Cotton	Frank Broyles		
1902	6	3	0	.667							Charles Thomas	1906	8	2	0	.800	5	2	0	.714	T2		Frank Broyles		
1903	3	4	0	.429							D.A. McDaniel	1907	4	5	1	.450	3	3	1	.500	5		Frank Broyles		
1904	4	3	0	.571							A.D. Brown	1908	10	1	0	.909	6	1	0	.857	T1	Sugar	Frank Broyles		
1905	2	6	0	.250							A.D. Brown	1909	9	2	0	.818	6	1	0	.857	2	Sugar	Frank Broyles		
1906	2	4	2	.375							F.C. Longman	1910	7	0	0	1.000	6	1	0	.857	2		Frank Broyles		
1907	3	4	1	.438							F.C. Longman	1911	8	3	1	.708	5	1	1	.786	2	Liberty	Frank Broyles		
1908	5	4	0	.556							Hugo Bezdek	1912	6	5	0	.546	3	4	0	.429	T4		Frank Broyles		
1909	7	0	0	1.000							Hugo Bezdek	1913	5	5	1	.500	3	3	1	.500	T4		Frank Broyles		
1910	7	1	0	.875							Hugo Bezdek	1914	6	4	1	.591	3	3	1	.500	T4		Frank Broyles		
1911	6	2	1	.722							Hugo Bezdek	1915	10	2	0	.833	6	1	0	.859	T1	Cotton	Frank Broyles		
1912	4	6	0	.400							Hugo Bezdek	1916	5	5	1	.500	3	4	1	.438	6		Frank Broyles		
1913	7	2	0	.778							E.T. Pickering	1917	11	1	0	.917	7	1	0	.875	2	Orange	Lou Holtz		
1914	4	5	0	.444							E.T. Pickering	1918	9	2	1	.792	6	2	0	.750	T2	Fiesta	Lou Holtz		
<i>Southwest Conference play begins</i>												1919	10	2	0	.833	7	1	0	.875	T1	Sugar	Lou Holtz		
1915	4	2	1	.643	1	1	0	.500	T2		T.T. McConnell	1920	7	5	0	.583	3	5	0	.375	T6	Hall of Fame	Lou Holtz		
1916	4	4	0	.500	0	2	0	.000	T5		T.T. McConnell	1921	8	4	0	.667	5	3	0	.625	4	Gator	Lou Holtz		
1917	5	1	1	.786	0	1	1	.250	6		Norman Paine	1922	9	2	1	.792	5	2	1	.688	3	Bluebonnet	Lou Holtz		
1918	3	2	0	.600	0	1	0	.000	T6		Norman Paine	1923	6	5	0	.546	4	4	0	.500	5		Lou Holtz		
1919	3	4	0	.429	1	2	0	.333	5		J.B. Craig	1924	7	4	1	.636	5	3	0	.625	T3	Liberty	Ken Hatfield		
1920	3	2	2	.571	2	0	1	.833	2		G.W. McLaren	1925	10	2	0	.833	6	2	0	.750	T2	Holiday	Ken Hatfield		
1921	5	3	1	.611	2	1	0	.667	3		G.W. McLaren	1926	9	3	0	.750	6	2	0	.750	T2	Orange	Ken Hatfield		
1922	5	4	0	.556	1	3	0	.250	6		Francis Schmidt	1927	8	4	0	.692	5	2	0	.714	T2	Liberty	Ken Hatfield		
1923	6	2	1	.722	2	2	0	.500	T4		Francis Schmidt	1928	10	2	0	.833	7	0	0	1.000	1	Cotton	Ken Hatfield		
1924	7	2	1	.750	1	2	1	.375	7		Francis Schmidt	1929	10	2	0	.833	7	1	0	.875	1	Cotton	Ken Hatfield		
1925	4	4	1	.500	2	2	1	.500	T4		Francis Schmidt	1930	3	8	0	.273	1	7	0	.125	7		Jack Crowe		
1926	5	5	0	.500	2	2	0	.500	T3		Francis Schmidt	1931	6	6	0	.600	5	3	0	.625	T2	Independence	Jack Crowe		
1927	8	1	0	.889	3	1	0	.750	3		Francis Schmidt	<i>Southeastern Conference play begins</i>													
1928	7	2	0	.788	3	1	0	.750	2		Francis Schmidt	1932	3	7	1	.318	3	4	1	.438	4	West	Jack Crowe/Joe Kines		
1929	7	2	0	.778	3	2	0	.600	3		Fred Thomsen	1933	6	4	1	.591	4	3	1	.438	T2	West	Danny Ford		
1930	3	6	0	.333	2	2	0	.500	5		Fred Thomsen	1934	4	7	0	.364	2	6	0	.250	T4	West	Danny Ford		
1931	3	5	1	.389	0	4	0	.000	7		Fred Thomsen	1935	8	5	0	.615	6	2	0	.750	1	West	CarQuest	Danny Ford	
1932	1	6	2	.222	1	4	0	.200	7		Fred Thomsen	1936	4	7	0	.363	2	6	0	.250	5	West		Danny Ford	
1933	7	3	1	.682	4	1	0	.800	1*	Dixie	Fred Thomsen	1937	4	7	0	.363	2	6	0	.250	5	West		Danny Ford	
1934	4	4	2	.500	2	3	1	.417	5		Fred Thomsen	1938	9	3	0	.750	6	2	0	.750	T1	West	Citrus	Houston Nutt	
1935	4	5	1	.450	2	4	0	.333	5		Fred Thomsen	1939	8	4	0	.667	4	4	0	.500	T3	West	Cotton	Houston Nutt	
1936	7	3	0	.700	5	1	0	.833	1		Fred Thomsen	1940	6	6	0	.500	3	5	0	.375	T5	West	Las Vegas	Houston Nutt	
1937	6	2	2	.700	3	2	1	.583	3		Fred Thomsen	1941	7	5	0	.583	4	4	0	.500	T3	West	Cotton	Houston Nutt	
1938	2	7	1	.250	1	5	0	.167	T6		Fred Thomsen	1942	9	5	0	.643	5	3	0	.625	T1	West	Music City	Houston Nutt	
1939	4	5	1	.450	2	3	1	.417	5		Fred Thomsen	1943	2003	9	4	0	.692	4	4	0	.500	4	West	Independence	Houston Nutt
1940	4	6	0	.400	1	5	0	.167	6		Fred Thomsen	1944	2004	5	6	0	.455	3	5	0	.375	T3	West		Houston Nutt
1941	3	7	0	.300	0	6	0	.000	7		Fred Thomsen	1945	2005	4	7	0	.364	2	6	0	.250	4	West		Houston Nutt
1942	3	7	0	.200	0	6	0	.000	7		George Cole	1946	2006	10	4	0	.714	7	1	0	.875	1	West	Capital One	Houston Nutt
1943	2	7	0	.200	1	4	0	.200	T5		John Tomlin	1947	2007	8	5	0	.615	4	4	0	.500	T3	West	Cotton	Houston Nutt/Reggie Herring
1944	5	5	1	.500	2	2	1	.500	3		Glen Rose	1948	2008	5	7	0	.416	2	6	0	.250	T4	West		Bobby Petrino
1945	3	7	0	.300	1	5	0	.167	7		Glen Rose	1949	2009	8	5	0	.615	3	5	0	.375	T4	West	Liberty	Bobby Petrino
1946	6	3	1	.650	5	1	0	.833	T1	Cotton	John Barnhill	1950	2010	10	3	0	.769	6	2	0	.750	T2	West	Sugar	Bobby Petrino
1947	6	4	1	.590	1	4	1	.250	T5	Dixie	John Barnhill	1951	2011	11	2	0	.846	6	2	0	.750	3	West	Cotton	Bobby Petrino
1948	5	5	0	.500	2	4	0	.333	5		John Barnhill	1952	2012	4	8	0	.333	2	6	0	.250	6	West		John L. Smith
1949	5	5	0	.500	2	4	0	.333	6		John Barnhill	1953	2013	3	9	0	.250	0	8	0	.000	7	West		Bret Bielema
1950	2	8	0	.200	1	5	0	.167	7		Otis Douglas	1954	2014	7	6	0	.538	2	6	0	.250	7	West	Texas	Bret Bielema
1951	5	5	0	.500	2	4	0	.333	6		Otis Douglas	1955	2015	8	5	0	.615	5	3	0	.625	T3	West	Liberty	Bret Bielema
1952	2	8	0	.200	1	5	0	.167	7		Otis Douglas	1956	2016	7	6	0	.538	3	5	0	.375	T5	West	Belk	Bret Bielema
1953	3	7	0	.300	2	4	0	.333	5		Bowden Wyatt	1957	2017	4	8	0	.333	1	7	0	.125	7	West		Bret Bielema
1954	8	3	0	.727	5	1	0	.833	1	Cotton	Bowden Wyatt	1958	2018	2	10	0	.167	0	8	0	.000	7	West		Chad Morris
1955	5	4	1	.550	3	2	1	.583	4		Jack Mitchell	1959	2019	2	10	0	.167	0	8	0	.000	7	West		Chad Morris/Barry Lunney Jr.
1956	6	4	0	.600	3	3	0	.500	4		Jack Mitchell	1960	2020	3	7	0	.300	3	7	0	.300	5	West	Texas (Canceled)	Sam Pittman
1957	6	4	0	.600	2	4	0	.333	T5		Jack Mitchell	1961	2021	9	4	0	.682	4	4	0	.500	T3	West	Outback	Sam Pittman
												1962	2022	7	6	0	.538	3	5	0	.375	4	West	Liberty	Sam Pittman
												1963	2023	4	8	0	.333	1	7	0	.125	T6	West		Sam Pittman
												1964	2024	7	6	0	.538	3	5	0	.375	T10	Liberty		Sam Pittman



ALL-TIME OVERALL RECORDS

ARKANSAS ALL-TIME COACHING RECORDS

COACH	TENURE (SEASONS)	CONFERENCE W-L-T (PCT.)	OVERALL W-L-T (PCT.)	BOWLS
John C. Futrall	1894-96 (3)		5-2-0 (.714)	-
B.N. Wilson	1897-98 (2)		4-1-1 (.750)	-
Colbert Searles	1899-1900 (2)		5-2-2 (.667)	-
Charles Thomas	1901-02 (2)		9-8-0 (.529)	-
D.A. McDaniel	1903 (1)		3-4-0 (.429)	-
A.D. Brown	1904-05 (2)		6-9-0 (.400)	-
F.C. Longman	1906-07 (2)		5-8-3 (.406)	-
Hugo Bezdek	1908-12 (5)		29-13-1 (.686)	-
E.T. Pickering	1913-14 (2)		11-7-0 (.611)	-
T.T. McConnell	1915-16 (2)	1-3-0 (.250)	8-6-1 (.567)	-
Norman Paine	1917-18 (2)	0-2-1 (.167)	8-3-1 (.708)	-
J.B. Craig	1919 (1)	1-2-0 (.333)	3-4-0 (.429)	-
G.W. McLaren	1920-21 (2)	4-1-1 (.750)	8-5-3 (.594)	-
Francis Schmidt	1922-28 (7)	14-13-2 (.517)	42-20-3 (.669)	-
Fred Thomsen	1929-41 (13)	26-42-3 (.387)	56-61-10 (.480)	1
George Cole	1942 (1)	0-6-0 (.000)	3-7-0 (.300)	-
John Tomlin	1943 (1)	1-4-0 (.200)	2-7-0 (.222)	-
Glen Rose	1944-45 (2)	3-7-1 (.318)	8-12-1 (.405)	-
John Barnhill	1946-49 (4)	10-13-1 (.438)	22-17-3 (.560)	2
Otis Douglas	1950-52 (3)	4-14-0 (.222)	9-21-0 (.300)	-
Bowden Wyatt	1953-54 (2)	7-5-0 (.583)	11-10-0 (.524)	1
Jack Mitchell	1955-57 (3)	8-9-1 (.472)	17-12-1 (.583)	-
Frank Broyles	1958-76 (19)	91-36-5 (.708)	144-58-5 (.708)	10
Lou Holtz	1977-83 (7)	37-18-1 (.670)	60-21-2 (.735)	6
Ken Hatfield	1984-89 (6)	36-10-0 (.783)	55-17-1 (.760)	6
Jack Crowe [^]	1990-91 (2+)	6-10-0 (.375)	9-15-0 (.375)	1
Joe Kines [#]	1992 (1)	3-4-1 (.438)	3-6-1 (.350)	-
Danny Ford	1993-97 (5)	16-23-1 (.413)	26-30-1 (.465)	1
Houston Nutt	1998-2007 (10)	42-38-0 (.525)	75-48-0 (.610)	8
Reggie Herring [*]	2007		0-1-0 (.000)	-
Bobby Petrino	2008-11 (4)	17-15-0 (.531)	34-17-0 (.667)	3
John L. Smith	2012 (1)	2-6-0 (.250)	4-8-0 (.333)	-
Bret Bielema	2013-17 (5)	11-29 (.275)	29-34 (.460)	3
Chad Morris	2018-19 (1+)	0-14 (.000)	4-18 (.182)	-
Barry Lunnery Jr. ^{**}	2019	0-2 (.000)	0-2 (.000)	-
Sam Pittman	2020-24	14-28 (.333)	30-31 (.492)	3
TOTALS	1894-2024 (131)	354-354-18 (.500)	747-544-40 (.576)	45

[^] Including first game of 1992 season; [#] Interim head coach after first game of the season; ^{*} Herring served as interim head coach during the 2008 Cotton Bowl;

^{**} Lunnery served as the interim head coach for the final two games of 2019 season



In 19 seasons, **FRANK BROYLES** amassed a record of 144-58-5, securing seven SWC titles, 10 bowl bids, 20 All-Americans and 88 All-SWC selections.

SUPERLATIVES

SEASONS

19	Frank Broyles	1958-76
13	Fred Thomsen	1929-41
10	Houston Nutt	1998-2007
7	Francis Schmidt	1922-28
7	Lou Holtz	1977-83
6	Ken Hatfield	1984-89
5	Hugo Bezdek	1908-12
5	Bret Bielema	2013-17
5	Danny Ford	1993-97
5	Sam Pittman	2020-pres.

WINS

144	Frank Broyles	144-58-5 [.708]
75	Houston Nutt	75-48-0 [.610]
60	Lou Holtz	60-21-2 [.735]
56	Fred Thomsen	56-61-10 [.480]
55	Ken Hatfield	55-17-1 [.760]
42	Francis Schmidt	42-20-3 [.669]

WINNING PERCENTAGE (MIN. 4 SEASONS)

.760	Ken Hatfield	55-17-1, 6 seasons
.735	Lou Holtz	60-21-2, 7 seasons
.708	Frank Broyles	144-58-5, 19 seasons
.686	Hugo Bezdek	29-13-1, 5 seasons
.669	Francis Schmidt	42-20-3, 7 seasons
.667	Bobby Petrino	34-17-0, 4 seasons

BOWLS

10	Frank Broyles	19 seasons
8	Houston Nutt	10 seasons
6	Lou Holtz	7 seasons
6	Ken Hatfield	6 seasons
3	Bret Bielema	5 seasons
3	Bobby Petrino	4 seasons
3	Sam Pittman	5 seasons



KEN HATFIELD posted an Arkansas-record .760 winning percentage and averaged more than nine wins per year from 1984-89. He led the Razorbacks to a bowl game all six seasons.



SEASON-BY-SEASON RESULTS

NOTES: Home games in ALL CAPS. Rankings at time of game, beginning in 1936, are from The Associated Press. College Football Playoff Rankings during the second half of the regular season for the 2014, 2015 and 2016 seasons.



JOHN C. FUTRALL
3 seasons | 1894-96
5-2

John C. Futrall served as both manager and head coach of the Arkansas football program during its first three years of existence. For the next 16 years, Futrall served as the team's manager, chairman of the school's athletic committee, or both.

1894 • (2-1)
Captain: Wright Lindsey

DATE	OPPONENT	UA/OPP RK	TV	W L T	UA	OPP
Oct. 13	FORT SMITH (ARK.) HS			W	42	0
Oct. 27	FORT SMITH (ARK.) HS			W	38	0
Nov. 22	at Texas			L	0	54

1895 • (1-0)
Captain: Herbert Fishback

DATE	OPPONENT	UA/OPP RK	TV	W L T	UA	OPP
Oct. 12	FORT SMITH (ARK.) HS			W	30	0

1896 • (2-1)
Captain: Herbert Fishback

DATE	OPPONENT	UA/OPP RK	TV	W L T	UA	OPP
Oct. 3	FORT SMITH (ARK.) HS			W	10	0
Oct. 10	at Fort Smith (Ark.) HS			W	6	2
Oct. 24	at Drury			L	0	34



B.N. WILSON
2 seasons | 1897-98
4-1-1

The second head coach in the history of Arkansas football, B.N. Wilson guided his teams to two wins in three games in each of his two seasons at the helm.

1897 • (2-0-1)
Captain: Herbert Fishback

DATE	OPPONENT	UA/OPP RK	TV	W L T	UA	OPP
Nov. 6	FORT SMITH (ARK.) HS			W	12	0
Nov. 20	at Drury			T	6	6
Nov. 25	at Ouachita Baptist			W	24	0

1898 • (2-1)
Captain: Edward Martin

DATE	OPPONENT	UA/OPP RK	TV	W L T	UA	OPP
Oct. 22	DRURY			W	17	0
Nov. 5	at Drury			W	12	6
Nov. 19	at Fort Scott (Kan.) HS			L	8	36



COLBERT SEARLES
2 seasons | 1899-1900
5-2-2

Colbert Searles directed the Arkansas football program to a 5-2-2 record over a two-year span that included just six different opponents.

1899 • (3-1-1)
Captain: Chester Sloan

DATE	OPPONENT	UA/OPP RK	TV	W L T	UA	OPP
Oct. 14	DRURY			W	10	0
Oct. 28	TULSA			W	11	0
Nov. 3	at Tulsa			T	0	0
Nov. 4	at Oklahoma#			L	5	11
Nov. 18	JOPLIN (MO.) HS			W	11	10

Shawnee, Okla.

1900 • (2-1-1)
Captain: Ashton Vincenheller

DATE	OPPONENT	UA/OPP RK	TV	W L T	UA	OPP
Oct. 27	WEBB CITY (MO.) HS			W	15	0
Nov. 3	at Joplin (Mo.) HS			T	6	6
Nov. 10	PIERCE CITY (MO.)			W	10	0
Nov. 24	at Drury			L	5	17



COLBERT SEARLES
2 seasons | 1901-02
9-8


Though the schedules still included several high school foes, Charles Thomas' two seasons at the helm of the UA football program were marked by the beginning of the LSU series in 1901 and a 6-3 record in 1902 - his second and final season.

1901 • (3-5)
Captain: Fred Brown

DATE	OPPONENT	UA/OPP RK	TV	W L T	UA	OPP
Oct. 12	PIERCE CITY (MO.)			L	0	5
Oct. 19	DRURY			W	22	0
Oct. 26	FORT SCOTT (KAN.) HS			L	6	17
Nov. 2	at Little Rock (Ark.) HS			L	0	5
Nov. 9	TULSA			W	48	0
Nov. 16	KANSAS CITY MEDICS			L	6	10
Nov. 22	at LSU			L	0	15
Nov. 23	at Louisiana Tech			W	16	0

1902 • (6-3)
Captain: Lemuel Bryan

DATE	OPPONENT	UA/OPP RK	TV	W L T	UA	OPP
Oct. 4	at Neosho (Mo.) HS			W	6	0
Oct. 11	at Kingfisher (Okla.)			W	15	6
Oct. 13	at Oklahoma			L	0	28
Oct. 22	at Tulsa			W	33	0
Nov. 1	TAHLEQUAH SEMINARY			W	50	0
Nov. 8	at State College of Mo.			L	5	15
Nov. 10	at Pierce City (Mo.)			L	2	24
Nov. 17	FORT SCOTT (KAN.) HS			W	16	0
Nov. 27	MISSOURI-ROLLA			W	11	0




D.A. McDANIEL
1 season | 1903
3-4

While Arkansas managed just three wins in its only season under D.A. McDaniel, one of those victories was its first over Oklahoma - a 12-0 win over the Sooners in Fayetteville in the season finale.

1903 • (3-4)
Captain: Henry Ragland

DATE	OPPONENT	UA/OPP RK	TV	W L T	UA	OPP
Oct. 10	ST. COLLEGE OF MO.			L	5	10
Oct. 16	at Missouri-Rolla			L	6	17
Oct. 17	at Drury			W	10	6
Oct. 30	at Texas			L	0	15
Oct. 31	at Texas ASM			L	0	6
Nov. 7	FORT SMITH (ARK.) HS			W	17	9
Nov. 21	OKLAHOMA			W	12	0



A.D. BROWN
2 seasons | 1904-05
6-9

After a 4-3 record in its initial campaign under A.D. Brown, Arkansas managed just two wins in the second and final season of his tenure.

1904 • (4-3)
Captain: Jess Moore

DATE	OPPONENT	UA/OPP RK	TV	W L T	UA	OPP
Oct. 15	DRURY			L	0	12
Oct. 22	FORT SCOTT (KAN.) HS			W	22	0
Nov. 4	at Dallas Medics			L	0	5
Nov. 5	at Baylor			L	6	17
Nov. 12	WICHITA STATE			W	12	6
Nov. 19	at Fort Smith (Ark.) HS			W	11	5
Nov. 26	MISSOURI-ROLLA			W	11	10

1905 • (2-6)
Captain: William Jett

DATE	OPPONENT	UA/OPP RK	TV	W L T	UA	OPP
Oct. 7	KANSAS			L	0	6
Oct. 14	at Washington (Mo.)			L	0	6
Oct. 16	at Drury			L	0	12
Oct. 26	CHILOCCO (KAN.)			W	6	0
Oct. 31	TEXAS			L	0	4
Nov. 12	TRANSYLVANIA			L	0	6
Nov. 17	at Missouri-Rolla			L	0	16
Nov. 30	KANSAS CITY MEDICS			W	26	0



F.C. LONGMAN
2 seasons | 1906-07
5-8-3

F.C. Longman was the final faculty member to serve as the football program's volunteer coach. Though the Cardinals suffered five shutouts during his tenure, they also earned a shutout win at Tulane and began Arkansas' series with Tennessee during the 1907 season.

1906 • (2-4-2)
Captain: John S. Wood

DATE	OPPONENT	UA/OPP RK	TV	W L T	UA	OPP
Sept. 29	CHILOCCO (KAN.)			L	0	6
Oct. 8	DRURY			T	0	0
Oct. 13	at Kansas			L	5	37
Oct. 30	TEXAS			L	0	11
Nov. 6	SE MISSOURI ST.+			W	12	0
Nov. 10	at Missouri			L	0	11
Nov. 24	at Tulane			W	22	0
Nov. 30	at LSU			T	6	6

+ Little Rock, Ark.

1907 • (3-4-1)
Captain: Clinton Milford

DATE	OPPONENT	UA/OPP RK	TV	W L T	UA	OPP
Oct. 5	HASKELL INDIAN NATIONS			T	0	0
Oct. 12	DRURY			W	23	0
Oct. 19	at Drury			W	17	6
Oct. 26	at Saint Louis			L	6	42
Nov. 2	TEXAS			L	6	26
Nov. 9	LSU+			L	12	17
Nov. 16	vs. Tennessee#			L	2	14
Nov. 23	MISSOURI-ROLLA			W	7	5

+ Little Rock, Ark.
Memphis, Tenn.



HUGO BEZDEK
5 seasons | 1908-12
29-13-1

The first full-time, paid coach in Arkansas football history, Hugo Bezdek guided the Cardinals to a 5-4 campaign in his first season. In 1909 he led UA to what is widely regarded as the program's breakthrough season - a 7-0-0 campaign during which Arkansas outscored its foes 186-18. Upon the team's return from a win over LSU in Memphis, Tenn., that season, Bezdek told students his team had played "like a wild band of razorback hogs." The students liked the nickname and officially adopted it prior to the 1910 season.

1908 • (5-4)
Captain: Willis Nelson

DATE	OPPONENT	UA/OPP RK	TV	W L T	UA	OPP
Oct. 3	HASKELL INDIAN NATIONS			W	6	0
Oct. 10	OLE MISS			W	33	0
Oct. 17	at Saint Louis			L	0	24
Oct. 24	HENDERSON (ARK.) ST.			W	51	0
Oct. 31	at Oklahoma			L	5	27
Nov. 7	at Texas			L	0	21
Nov. 14	PITTSBURG (KAN.) ST.			W	42	12
Nov. 21	OUACHITA BAPTIST			W	73	0
Nov. 26	LSU+			L	4	36

+ Little Rock, Ark.

SEASON-BY-SEASON RESULTS



1909 • (7-0)

Captain: Stanley Phillip

DATE	OPPONENT	UA/OPP RK	TV	W L T	UA	OPP
Oct. 2	HENDERSON (ARK.) ST.			W	24	0
Oct. 16	at Drury			W	12	6
Oct. 23	(3) FAIRMOUNT			W	22	6
Oct. 30	OKLAHOMA			W	21	6
Nov. 13	vs. LSU#			W	16	0
Nov. 15	at Ouachita Baptist			W	55	0
Nov. 25	WASHINGTON (MO.)+ + Little Rock, Ark. # Memphis, Tenn.			W	34	0

1910 • (7-1)

Captain: Steve Creekmore

DATE	OPPONENT	UA/OPP RK	TV	W L T	UA	OPP
Oct. 1	DRURY			W	33	0
Oct. 9	HENDERSON (ARK.) ST.			W	63	0
Oct. 15	KANSAS STATE			L	0	5
Oct. 22	SOUTHWESTERN (TEK.)			W	13	12
Oct. 29	TEXAS AGM			W	5	0
Nov. 5	at Washington (Mo.)			W	50	0
Nov. 15	MISSOURI-ROLLA			W	6	2
Nov. 24	LSU+			W	51	0

1911 • (6-2-1)

Captain: Dan Estes

DATE	OPPONENT	UA/OPP RK	TV	W L T	UA	OPP
Sept. 30	MISSOURI STATE			W	100	0
Oct. 7	DRURY			W	65	5
Oct. 14	HENDRIX			W	45	0
Oct. 21	at Texas			L	0	12
Oct. 28	at Southwestern (Texas)			T	0	0
Nov. 4	vs. Missouri-Rolla*			W	44	3
Nov. 11	at Kansas State#			L	0	3
Nov. 18	at Washington (Mo.)			W	3	0
Nov. 23	LSU+			W	11	0

1912 • (4-6)

Captain: Percy Hinton

DATE	OPPONENT	UA/OPP RK	TV	W L T	UA	OPP
Sept. 28	HENDERSON (ARK.) ST.			W	39	6
Oct. 5	HENDRIX			W	52	0
Oct. 12	OKLAHOMA STATE			L	7	13
Oct. 18	vs. Texas AGM#			L	0	27
Oct. 19	at Baylor			L	0	7
Oct. 26	SOUTHWESTERN (TEK.)			W	25	0
Nov. 2	at Wisconsin			L	7	64
Nov. 9	LSU+			L	6	7
Nov. 16	at Washington (Mo.)			W	13	7
Nov. 21	at Texas			L	0	48

E.T. PICKERING

2 seasons | 1913-14

11-7

After beginning his tenure 5-0 en route to a 7-2-0 debut season, E.T. Pickering's second and final season at the helm of the UA program is best known for a contest against Ole Miss that is still disputed more than a century later. Arkansas claims a 1-0 forfeit victory due to the Rebels' use of an ineligible player Ole Miss denies the allegation and claims a 13-7 win on the field. The dispute led to the suspension of the series until 1924.

1913 • (7-2)

Captain: Russell May

DATE	OPPONENT	UA/OPP RK	TV	W L T	UA	OPP
Oct. 3	HENDERSON (ARK.) ST.			W	3	0
Oct. 11	HENDRIX			W	26	0
Oct. 18	OKLAHOMA STATE			W	3	0
Oct. 25	BAYLOR			W	34	0
Nov. 1	AUSTIN*			W	26	7
Nov. 8	vs. LSU#			L	7	12
Nov. 15	OLE MISS+			L	10	21
Nov. 17	at Ouachita Baptist			W	14	3
Nov. 27	at Tulane			W	14	0

+ Little Rock, Ark.
Shreveport, La.
* Fort Smith, Ark.

1914 • (4-5)

Captain: James Rudd

DATE	OPPONENT	UA/OPP RK	TV	W L T	UA	OPP
Oct. 3	HENDRIX			W	13	7
Oct. 10	OUACHITA BAPTIST			L	9	15
Oct. 17	SAINT LOUIS			W	26	0
Oct. 24	MISSOURI-ROLLA			L	0	44
Oct. 31	OKLAHOMA SATTE			L	0	46
Nov. 7	vs. LSU#			W	20	12
Nov. 14	OLE MISS+			W	1	0
Nov. 21	at Oklahoma*			L	7	35
Nov. 28	at Drury			L	7	28

+ Little Rock, Ark.
Shreveport, La.
* Oklahoma City, Okla.
~ Arkansas victory by forfeit

T.T. McCONNELL

2 seasons | 1915-16

8-6-1

The beginning of T.T. McConnell's tenure as head coach at Arkansas coincided with the inaugural season of Southwest Conference football. After a 4-2-1 debut in 1915 and four consecutive wins to open the 1916 season, McConnell's tenure culminated with consecutive losses to LSU, Texas, Oklahoma and Mississippi State.

ARKANSAS BEGINS SOUTHWEST CONFERENCE PLAY

1915 • (4-2-1, 1-1 SWC - T-3rd)

Captain: James Rudd

DATE	OPPONENT	UA/OPP RK	TV	W L T	UA	OPP
Oct. 2	HENDRIX			W	41	0
Oct. 9	OUACHITA BAPTIST			W	13	9
Oct. 16	OKLAHOMA STATE**			W	14	9
Oct. 30	at Saint Louis			T	0	0
Nov. 6	vs. LSU#			L	7	13
Nov. 14	OKLAHOMA*			L	0	24
Nov. 20	MISSOURI-ROLLA			W	46	0

* Southwest Conference game
Shreveport, La.
* Fort Smith, Ark.

1916 • (4-4, 0-2 SWC - T-5th)

Captain: Chris Reichardt

DATE	OPPONENT	UA/OPP RK	TV	W L T	UA	OPP
Sept. 30	PITTSBURG (KAN.) ST.			W	34	20
Oct. 7	HENDRIX			W	58	0
Oct. 14	EASTERN OKLAHOMA STATE			W	82	0
Oct. 21	MISSOURI-ROLLA			W	60	0
Nov. 4	vs. LSU#			L	7	17
Nov. 18	at Texas*			L	0	52
Nov. 23	OKLAHOMA**			L	13	14
Nov. 25	vs. Mississippi State&			L	7	20

* Southwest Conference game
Shreveport, La.
* Fort Smith, Ark.
& Memphis, Tenn.

NORMAN PAINE

2 seasons | 1917-18

8-3-1

Only a loss at Texas in the season finale prevented Norman Paine from an undefeated record in his first season, which began with five consecutive wins. His 1917 win over LSU was Arkansas' only victory against the Tigers in six games from 1915 to 1921. After playing the Sooners to a scoreless tie in 1917, Paine's 1918 team suffered the worst defeat in school history - a 103-0 loss at Oklahoma.

1917 • (5-1-1, 0-1-1 SWC - 6th)

Captain: Gene Davidson

DATE	OPPONENT	UA/OPP RK	TV	W L T	UA	OPP
Oct. 6	CENTRAL MISSOURI ST.			W	34	0
Oct. 13	HENDRIX			W	19	0
Oct. 20	MISSOURI-ROLLA			W	32	0
Oct. 27	TULSA			W	19	7
Nov. 3	vs. LSU#			W	14	0
Nov. 10	OKLAHOMA**			T	0	0
Nov. 17	at Texas*			L	0	20

* Southwest Conference game
Shreveport, La.
* Fort Smith, Ark.

1918 • (3-2, 0-1-1 SWC - T-6th)

Captain: Paul Gold

DATE	OPPONENT	UA/OPP RK	TV	W L T	UA	OPP
Sept. 28	CAMP PIKE			L	0	6
Oct. 5	MISSOURI-ROLLA			W	6	0
Oct. 19	at Oklahoma*			L	0	103
Oct. 26	TULSA			W	23	6
Nov. 2	at Missouri State			W	12	6

* Southwest Conference game

J.B. CRAIG

1 season | 1919

3-4

Although J.B. Craig's only season included a lopsided 63-7 loss to Tulsa (then known as Henry Kendall), it concluded with a 7-6 win over Oklahoma in the Razorbacks' most recent home meeting with the Sooners. The win avenged the 103-0 loss in Norman, Okla., the year before.

1919 • (3-4, 1-2 SWC - 5th)

Captain: James Coleman

DATE	OPPONENT	UA/OPP RK	TV	W L T	UA	OPP
Oct. 11	HENDRIX			W	7	0
Oct. 18	MISSOURI-ROLLA			W	20	0
Oct. 25	vs. LSU#			L	0	20
Nov. 1	TULSA			L	7	63
Nov. 8	at Texas*			L	7	35
Nov. 15	OKLAHOMA*			W	7	6
Nov. 22	at Rice*			L	7	40

* Southwest Conference game
Shreveport, La.

G.W. McLAREN

2 seasons | 1920-21

8-5-3

G.W. McLaren's Razorback teams yielded just 19 points in the six Southwest Conference games during his two-year tenure. His inaugural Arkansas team in 1920 shut out SWC foes SMU, Phillips and Rice en route to a 2-0-1 league mark. Because the SWC did not count ties toward winning percentage until 1925, the 1920 team is credited with a 1.000 league winning percentage but was not credited with a share of the league title won by Texas with a 5-0 conference mark.

1920 • (3-2-2, 2-0-1 SWC - T-1st)

Captain: J. Tate McGill

DATE	OPPONENT	UA/OPP RK	TV	W L T	UA	OPP
Oct. 9	HENDRIX			T	0	0
Oct. 16	TCU			L	2	19
Oct. 23	at SMU*			W	6	0
Oct. 30	MISSOURI-ROLLA			W	14	0
Nov. 6	vs. LSU#			L	0	3
Nov. 13	at Phillips*			W	20	0
Nov. 20	at Rice*			T	0	0

* Southwest Conference game
Shreveport, La.

1921 • (5-3-1, 2-1 SWC - 3rd)

Captain: Ben Winkleman


DATE	OPPONENT	UA/OPP RK	TV	W L T	UA	OPP
Oct. 1	HENDRIX			W	28	0
Oct. 8	DRURY			W	40	0
Oct. 15	vs. Ouachita Baptist+			W	28	0
Oct. 22	at Oklahoma State*			L	0	7
Oct. 29	SMU**			W	14	0
Nov. 5	vs. LSU#			L	7	10
Nov. 12	PHILLIPS			T	0	0
Nov. 19	BAYLOR*			W	13	12
Nov. 24	at TCU			L	14	19

* Southwest Conference game
+ Little Rock, Ark.
Shreveport, La.
* Fort Smith, Ark.



SEASON-BY-SEASON RESULTS

2025 ARKANSAS FOOTBALL



FRANCIS SCHMIDT

7 seasons | 1922-28
42-20-3

Led by George Cole, Glen Rose and Wear Schoonover, Francis Schmidt's 1927 Razorback team won a then-school-record eight games. After guiding the Hogs to a 7-2 campaign in 1928, Schmidt left UA to take over the TCU program.

1922 • (5-4, 1-3 SWC - 6th)

Captain: Clarence Smith

DATE	OPPONENT	UA/OPP RK	TV	W L T	UA	OPP
Sept. 30	HENDRIX			W	39	0
Oct. 7	DRURY			W	22	0
Oct. 14	vs. Ouachita Baptist*			L	7	13
Oct. 21	at Baylor*			L	13	60
Oct. 28	vs. LSU#			W	40	6
Nov. 4	TULSA-			W	1	0
Nov. 11	at Rice*			L	7	31
Nov. 18	SMU (HC)*			W	9	0
Nov. 30	OKLAHOMA STATE**			L	0	13

* Southwest Conference game
+ Little Rock, Ark.
Shreveport, La.
* Fort Smith, Ark.
- Arkansas victory by forfeit

1923 • (6-2-1, 2-2 SWC - T-4th)

Captain: Sam Coleman

DATE	OPPONENT	UA/OPP RK	TV	W L T	UA	OPP
Sept. 29	CENTRAL ARKANSAS			W	32	0
Oct. 6	DRURY			W	26	0
Oct. 13	RICE*			W	23	0
Oct. 20	BAYLOR*			L	0	14
Oct. 27	vs. LSU#			W	26	13
Nov. 3	OUACHITA BAPTIST (HC)			T	0	0
Nov. 10	at SMU*			L	6	13
Nov. 24	vs. Phillips#			W	32	0
Dec. 1	OKLAHOMA STATE**			W	13	0

* Southwest Conference game
Shreveport, La.
& Muskogee, Okla.
* Fort Smith, Ark.

1924 • (7-2-1, 1-2-1 SWC - 7th)

Captain: Vandell Rogers

DATE	OPPONENT	UA/OPP RK	TV	W L T	UA	OPP
Sept. 27	NORTHEASTERN STATE			W	54	6
Oct. 4	MISSOURI STATE			W	47	0
Oct. 11	HENDRIX			W	34	3
Oct. 18	at Baylor*			L	0	13
Oct. 25	OLE MISS*			W	20	0
Nov. 1	vs. LSU#			W	10	7
Nov. 8	SMU (HC)*			T	14	14
Nov. 15	PHILLIPS*			W	28	6
Nov. 21	at Oklahoma State*			L	0	20
Nov. 27	TCU*			W	20	0

* Southwest Conference game
+ Little Rock, Ark.
Shreveport, La.
* Fort Smith, Ark.

1925 • (4-4-1, 2-2-1 SWC- T4th)

Captain: Brad Scott

DATE	OPPONENT	UA/OPP RK	TV	W L T	UA	OPP
Oct. 3	at Iowa			L	0	26
Oct. 10	OKLAHOMA BAPTIST			L	0	6
Oct. 17	at Rice*			L	9	13
Oct. 24	PHILLIPS			W	45	0
Oct. 31	vs. LSU*#			W	12	0
Nov. 7	at SMU*			T	0	0
Nov. 14	at TCU*			L	0	3
Nov. 21	OKLAHOMA STATE (HC)*			W	9	7
Nov. 26	at Tulsa			W	20	7

* Southwest Conference game
Shreveport, La.

NOTE: The LSU and Oklahoma State games were officially recognized as conference games

1926 • (5-5, 2-2 SWC - T-3rd)

Captain: Herman Boozman

DATE	OPPONENT	UA/OPP RK	TV	W L T	UA	OPP
Sept. 26	CENTRAL ARKANSAS			W	60	0
Oct. 2	OLE MISS*			W	21	6
Oct. 9	at Oklahoma			L	6	13
Oct. 16	vs. Hendrix*			W	14	7
Oct. 23	CENTENARY*			W	33	6
Oct. 30	at Kansas State			L	7	16
Nov. 6	vs. LSU*#			L	0	14
Nov. 12	TCU (HC)*			L	7	10
Nov. 19	at Oklahoma State			W	24	2
Nov. 25	at Tulsa			L	7	14

* Southwest Conference game
+ Little Rock, Ark.
Shreveport, La.

NOTE: The Ole Miss, Centenary and LSU games were officially recognized as conference games

1927 • (8-1, 3-1 SWC - 3rd)

Captain: Euseil Coleman

DATE	OPPONENT	UA/OPP RK	TV	W L T	UA	OPP
Oct. 1	COLLEGE OF THE OZARKS			W	32	0
Oct. 8	BAYLOR*			W	13	6
Oct. 15	at Texas A&M*			L	6	40
Oct. 22	MISSOURI-ROLLA			W	34	0
Oct. 29	LSU*#			W	28	0
Nov. 5	at TCU*			W	10	3
Nov. 12	OKLAHOMA STATE (HC)			W	33	20
Nov. 19	AUSTIN			W	42	0
Nov. 26	vs. Hendrix*			W	20	7

* Southwest Conference game
+ Little Rock, Ark.
Shreveport, La.

NOTE: The LSU game was officially recognized as a conference game

1928 • (7-2, 3-1 SWC - 2nd)

Captain: Alva Winters

DATE	OPPONENT	UA/OPP RK	TV	W L T	UA	OPP
Sept. 29	at Ole Miss			L	0	25
Oct. 6	COLLEGE OF THE OZARKS			W	21	0
Oct. 13	vs. Baylor**			W	14	0
Oct. 27	at Texas*			L	7	20
Oct. 29	TEXAS A&M (HC)*			W	27	12
Nov. 3	vs. LSU*#			W	7	0
Nov. 17	MISSOURI-ROLLA			W	45	6
Nov. 24	OKLAHOMA BAPTIST			W	57	0
Nov. 29	SOUTHWESTERN			W	73	0

* Southwest Conference game
Shreveport, La.
* Texarkana, Ark.

NOTE: The LSU game was officially recognized as a conference game



FRED THOMSEN

13 seasons | 1929-41
56-61-10

Still the second-longest tenured head coach in Arkansas football history, Fred Thomsen was an offensive innovator who made the passing game an integral part of the UA attack. He led the Hogs to what would have been their first Southwest Conference title in 1933 only to vacate the championship for using an ineligible player. All-SWC performances by Jack Robbins and Jim Benton helped the Hogs to the SWC crown in 1936 and a tie for 18th in the final Associated Press poll in its first year of existence.

1929 • (7-2, 3-2 SWC - 3rd)

Captain: Clarence Gels

DATE	OPPONENT	UA/OPP RK	TV	W L T	UA	OPP
Sept. 28	COLLEGE OF THE OZARKS			W	37	0
Oct. 5	HENDERSON (ARK.) ST.			W	30	7
Oct. 12	TEXAS*			L	0	27
Oct. 19	at Baylor*			L	20	31
Oct. 26	at Texas A&M*			W	14	13
Nov. 2	LSU*#			W	32	0
Nov. 9	EAST CENTRAL OKLAHOMA			W	52	7
Nov. 16	CENTENARY (HC)			W	13	2
Nov. 28	at Oklahoma State*			W	32	6

* Southwest Conference game
Shreveport, La.

NOTE: The LSU and Oklahoma State games were officially recognized as conference games

1930 • (3-6, 2-2 SWC - T-4th)

Captain: Milan Creighton

DATE	OPPONENT	UA/OPP RK	TV	W L T	UA	OPP
Sept. 27	COLLEGE OF THE OZARKS			W	27	0
Oct. 4	at Tulsa			L	6	26
Oct. 11	at TCU*			L	0	40
Oct. 18	RICE (HC)*			W	7	6
Oct. 25	TEXAS A&M**			W	13	0
Nov. 1	vs. LSU#			L	12	27
Nov. 8	OKLAHOMA STATE			L	0	26
Nov. 15	BAYLOR*			L	7	22
Nov. 27	at Centenary			L	6	7

* Southwest Conference game
+ Little Rock, Ark.
Shreveport, La.

1931 • (3-5-1, 0-4 SWC - 7th)

Captain: Earl Secrest

DATE	OPPONENT	UA/OPP RK	TV	W L T	UA	OPP
Sept. 26	COLLEGE OF THE OZARKS			W	13	6
Oct. 3	HENDRIX			W	19	0
Oct. 10	SMU*			L	6	42
Oct. 17	at Baylor*			L	7	19
Oct. 24	vs. LSU#			L	6	13
Oct. 31	TCU (HC)*			L	0	7
Nov. 3	at Chicago			T	13	13
Nov. 21	at Rice*			L	12	26
Nov. 26	at Centenary			W	6	0

* Southwest Conference game
Shreveport, La.

1932 • (1-6-2, 1-4 SWC - 7th)

Captain: Judson Irwin

DATE	OPPONENT	UA/OPP RK	TV	W L T	UA	OPP
Sept. 24	HENDRIX			T	0	0
Oct. 1	MISSOURI-ROLLA			L	19	20
Oct. 8	at TCU*			L	12	34
Oct. 15	BAYLOR**			W	20	6
Oct. 22	vs. LSU#			L	0	14
Nov. 5	RICE (HC)*			L	7	13
Nov. 12	at SMU*			L	7	13
Nov. 18	TEXAS*			L	0	34
Nov. 26	at Centenary			T	0	0

* Southwest Conference game
+ Little Rock, Ark.
Shreveport, La.

1933 • (7-3-1, 4-1 SWC - 1st)

Captain: Lewis Johnson

DATE	OPPONENT	UA/OPP RK	TV	W L T	UA	OPP
Sept. 23	COLLEGE OF THE OZARKS			W	40	0
Sept. 30	OKLAHOMA BAPTIST			W	42	7
Oct. 7	TCU*			W	13	0
Oct. 14	BAYLOR**			W	19	7
Oct. 21	at LSU#			L	0	20
Oct. 28	SMU (HC)*			W	3	0
Nov. 11	at Rice*			L	6	7
Nov. 18	HENDRIX			W	63	0
Nov. 24	at Texas*			W	20	6
Nov. 30	at Tulsa			L	0	7
Jan. 1	vs. Centenary*			T	7	7

* Southwest Conference game
+ Little Rock, Ark.
Shreveport, La.
> Dixie Classic (Dallas, Texas)
NOTE: No SWC champion recognized in 1933.

1934 • (4-4-2, 2-3-1 SWC - 5th)

Captain: W. R. Benton

DATE	OPPONENT	UA/OPP RK	TV	W L T	UA	OPP
Sept. 29	COLLEGE OF THE OZARKS			W	13	0
Oct. 6	at TCU*			W	24	10
Oct. 13	BAYLOR**			W	6	0
Oct. 20	vs. LSU#			L	0	16
Oct. 27	MISSOURI-ROLLA			W	20	0
Nov. 3	at Texas A&M*			T	7	7
Nov. 10	RICE (HC)*			L	0	7
Nov. 17	at SMU*			L	6	10
Nov. 23	TEXAS*			L	12	19
Nov. 29	at Tulsa			T	7	7

* Southwest Conference game
+ Little Rock, Ark.
Shreveport, La.

SEASON-BY-SEASON RESULTS



1935 • (5-5, 2-4 SWC - 5th)

Captain: Choice Rucker

DATE	OPPONENT	UA/OPP RK	TV	W L T	UA	OPP
Sept. 28	PITTSBURG (KAN.) ST.			W	12	0
Oct. 5	TCU*			L	7	13
Oct. 12	at Baylor*			L	6	13
Oct. 19	vs. LSUH			L	7	13
Oct. 26	COLLEGE OF THE OZARKS			W	51	6
Nov. 2	TEXAS A&M**			W	14	7
Nov. 8	at Rice*			L	7	20
Nov. 16	SMU (HC)*			L	6	17
Nov. 22	at Texas*			W	28	13
Nov. 28	at Tulsa			W	14	7

* Southwest Conference game
Shreveport, La.
+ Little Rock, Ark.

1936 • (7-3, 5-1 SWC - 1st)

SWC CHAMPION • T-18th AP

Captain: Clifford Van Sickle

DATE	OPPONENT	UA/OPP RK	TV	W L T	UA	OPP
Sept. 26	PITTSBURG (KAN.) ST.			W	53	0
Oct. 3	at TCU*			L	14	18
Oct. 10	BAYLOR*			W	14	10
Oct. 16	at George Washington			L	6	13
Oct. 24	vs. LSUH	NR/13		L	7	19
Oct. 31	at Texas A&M*			W	18	0
Nov. 7	RICE (HC)*			W	20	14
Nov. 14	at SMU*	NR/19		W	17	0
Nov. 26	at Tulsa			W	23	13
Dec. 3	TEXAS**	18/NR		W	6	0

* Southwest Conference game
+ Little Rock, Ark.
Shreveport, La.

1937 • (6-2-2, 3-2-1 SWC - 3rd)

T-14th AP

Captains: Jack Robbins, Jim Benton

DATE	OPPONENT	UA/OPP RK	TV	W L T	UA	OPP
Sept. 25	CENTRAL (OKLA.) ST.			W	25	0
Oct. 2	TCU*			T	7	7
Oct. 9	at Baylor*			L	14	20
Oct. 16	at Texas*			W	21	10
Oct. 23	SMU**			W	13	0
Oct. 30	TEXAS A&M (HC)*	20/NR		W	26	13
Nov. 6	at Rice*	16/NR		L	20	26
Nov. 13	vs. Ole Miss#	20/NR		W	32	6
Nov. 20	GEORGE WASHINGTON+			T	0	0
Nov. 25	at Tulsa			W	28	7

* Southwest Conference game
+ Little Rock, Ark.
Memphis, Tenn.
+ Fort Smith, Ark.

1938 • (2-7-1, 1-5 SWC - 7th)

Captain: Lloyd Woodell

DATE	OPPONENT	UA/OPP RK	TV	W L T	UA	OPP
Sept. 24	OKLAHOMA STATE			W	27	7
Oct. 1	at TCU*			L	14	21
Oct. 8	BAYLOR*			L	6	9
Oct. 15	TEXAS**			W	42	6
Oct. 22	at Santa Clara	NR/6		L	6	21
Oct. 29	at Texas A&M*			L	7	13
Nov. 5	RICE (HC)*			L	0	3
Nov. 12	at SMU*			L	6	19
Nov. 16	Ole Miss#			L	14	20
Nov. 24	at Tulsa			T	6	6

* Southwest Conference game
+ Little Rock, Ark.
Memphis, Tenn.

1939 • (4-5-1, 2-3-1 SWC - 5th)

Captains: Kay Eakin, Ray Cole

DATE	OPPONENT	UA/OPP RK	TV	W L T	UA	OPP
Sept. 23	CENTRAL STATE COLLEGE			W	32	6
Sept. 30	vs. Mississippi State#			L	0	19
Oct. 7	TCU*			W	14	13
Oct. 14	at Baylor*			L	7	19
Oct. 21	at Texas*			L	13	14
Oct. 28	at Villanova			L	0	7
Nov. 4	TEXAS A&M (HC)*	NR/5		L	0	27
Nov. 11	at Rice*			T	12	12
Nov. 17	SMU**	NR/17		W	14	0
Nov. 30	at Tulsa			W	23	0

* Southwest Conference game
+ Little Rock, Ark.
Memphis, Tenn.

1940 • (4-6, 1-5 SWC - 6th)

Captains: A.J. Yates, Howard Hickey

DATE	OPPONENT	UA/OPP RK	TV	W L T	UA	OPP
Sept. 28	E. CENTRAL (OKLA.) ST.			W	38	0
Oct. 5	at TCU*			L	0	20
Oct. 12	BAYLOR*			W	12	6
Oct. 19	TEXAS**	NR/14		L	0	21
Oct. 26	vs. Ole Miss#			W	21	20
Nov. 2	at Texas A&M*	NR/5		L	0	17
Nov. 9	RICE (HC)*			L	7	14
Nov. 16	at SMU*	NR/20		L	0	28
Nov. 21	at Fordham	NR/15		L	7	27
Nov. 28	at Tulsa			W	27	21

* Southwest Conference game
+ Little Rock, Ark.
Memphis, Tenn.

1941 • (3-7, 0-6 SWC - 7th)

Captain: Daryl Cato

DATE	OPPONENT	UA/OPP RK	TV	W L T	UA	OPP
Sept. 27	E. CENTRAL (OKLA.) ST.			W	56	0
Oct. 4	TCU*			L	0	9
Oct. 11	at Baylor*			L	7	20
Oct. 18	at Texas*	NR/2		L	14	48
Oct. 24	at Detroit			W	9	6
Nov. 1	TEXAS A&M**	NR/5		L	0	7
Nov. 8	at Rice*			L	12	21
Nov. 15	SMU (HC)*			L	7	14
Nov. 22	vs. Ole Miss#			L	0	18
Nov. 27	at Tulsa			W	13	6

* Southwest Conference game
+ Little Rock, Ark.
Memphis, Tenn.



GEORGE COLE

1 season | 1942

3-7

The first of just two Arkansas graduates to serve as head football coach at his alma mater, George Cole went on to serve as athletic director at the school from 1970 to 1972. An All-Southwest Conference quarterback and a shortstop on the UA baseball team during his collegiate career, Cole began his administrative career as a line coach for the Razorbacks in 1936 and served as assistant athletic director under John Barnhill, Arkansas' baseball facility, Baum Stadium at George Cole Field, bears his name.

1942 • (3-7, 0-6 SWC - 7th)

Captains: Clayton Wynne, Robert Forte

DATE	OPPONENT	UA/OPP RK	TV	W L T	UA	OPP
Sept. 26	WICHITA STATE			W	27	0
Oct. 3	at TCU*			L	6	13
Oct. 10	BAYLOR*			L	7	20
Oct. 17	TEXAS**	NR/20		L	6	47
Oct. 24	vs. Ole Miss#			W	7	6
Oct. 31	at Texas A&M*			L	0	41
Nov. 7	RICE (HC)*			L	9	40
Nov. 14	at SMU*			L	6	14
Nov. 21	at Detroit			W	14	7
Nov. 26	at Tulsa	NR/6		L	7	40

* Southwest Conference game
+ Little Rock, Ark.
Memphis, Tenn.



JOHN TOMLIN

1 season | 1943

2-7

The Razorbacks managed just two wins and tied for fifth place in the Southwest Conference in their only season under John Tomlin. His brief tenure ended with one of the most lopsided losses in UA history, a 61-0 loss at Tulsa.

1943 • (2-7, 1-4 SWC - T-5th)

Captains: Lamar Dingler, Ben Jones

DATE	OPPONENT	UA/OPP RK	TV	W L T	UA	OPP
Sept. 25	MISSOURI-ROLLA			W	59	0
Oct. 2	TCU**			L	0	13
Oct. 9	MONTICELLO NAVY			L	12	20
Oct. 16	at Texas*			L	0	34
Oct. 30	TEXAS A&M (HC)*	NR/19		L	0	13
Nov. 6	at Rice*			L	7	20
Nov. 13	at SMU**			W	14	12
Nov. 19	OKLAHOMA STATE*			L	13	19
Nov. 25	at Tulsa	NR/20		L	0	61

* Southwest Conference game
+ Little Rock, Ark.
San Antonio, Texas
+ Fort Smith, Ark.



GLEN ROSE

2 seasons | 1944-45

8-12-1

While guiding the Razorback football program through the final years of the World War II era, Glen Rose recorded back-to-back wins over Ole Miss and directed the Hogs in their most recent game against an in-state opponent - a 41-0 win over Arkansas-Monticello (then known as Arkansas A&M) in the 1944 season finale.

1944 • (5-5-1, 2-2-1 SWC - 3rd)

Captains: Lamar Dingler, James Young

DATE	OPPONENT	UA/OPP RK	TV	W L T	UA	OPP
Sept. 23	at Missouri*			W	7	6
Sept. 29	at Oklahoma State&			L	0	19
Oct. 7	at TCU*			T	6	6
Oct. 14	NORMAN NAVY			L	7	27
Oct. 21	TEXAS**			L	0	19
Oct. 28	vs. Ole Miss#			W	26	18
Nov. 4	at Texas A&M*			W	7	6
Nov. 11	RICE (HC)*			W	12	7
Nov. 18	at SMU*			L	12	20
Nov. 23	at Tulsa			L	2	33
Dec. 2	ARKANSAS-MONTICELLO			W	41	0

* Southwest Conference game
+ Little Rock, Ark.
Memphis, Tenn.
+ St. Louis, Mo.
& Oklahoma City, Okla.

1945 • (3-7, 1-5 SWC - 7th)

Captains: Earl Wheeler, Henry Ford

DATE	OPPONENT	UA/OPP RK	TV	W L T	UA	OPP
Sept. 22	at Barksdale AFB#			W	12	6
Sept. 29	OKLAHOMA STATE			L	14	19
Oct. 6	TCU*			W	27	14
Oct. 13	at Baylor*			L	13	23
Oct. 20	TEXAS**	NR/10		L	7	34
Oct. 27	vs. Ole Miss*			W	19	0
Nov. 3	TEXAS A&M (HC)*			L	0	34
Nov. 10	at Rice*			L	7	26
Nov. 17	at SMU*			L	0	21
Nov. 23	at Tulsa	NR/17		L	13	45

* Southwest Conference game
+ Little Rock, Ark.
Shreveport, La.
+ Memphis, Tenn.



SEASON-BY-SEASON RESULTS



JOHN BARNHILL

4 seasons | 1946-49
22-17-3

Widely credited with uniting the state of Arkansas behind the Razorback program, John Barnhill led UA to a share of the Southwest Conference title and its first Cotton Bowl berth in the first of his four seasons before retiring from coaching to focus on his duties as athletic director. His coaching tenure included the debut of War Memorial Stadium in Little Rock, Ark., the Hogs' second and third bowl appearances and the recruitment of 1948 All-American and Olympic silver medal winner Clyde Scott.

1946 • (6-3-2, 5-1 SWC - T-1st)
SWC CO-CHAMPION • 16th AP

Captain: Joyce Pipkin

DATE	OPPONENT	UA/OPP RK	TV	W L T	UA	OPP
Sept. 21	N'WESTERN (LA.) ST.			W	21	14
Sept. 28	at Oklahoma State			T	21	21
Oct. 5	at TCU*			W	34	14
Oct. 12	BAYLOR*	18/NR		W	13	0
Oct. 19	at Texas*	14/3		L	0	20
Oct. 26	vs. Ole Miss#			L	7	9
Nov. 2	at Texas A&M*			W	7	0
Nov. 9	RICE**	NR/5		W	7	0
Nov. 16	SMU (HC)*	17/NR		W	13	0
Nov. 28	at Tulsa	10/NR		L	13	14
Jan. 1	vs. LSU+	16/8		T	0	0

* Southwest Conference game
+ Little Rock, Ark.
Memphis, Tenn.
> 1947 Cotton Bowl (Dallas, Texas)

1947 • (6-4-1, 1-4-1 SWC - T-5th)

Captain: James Minor

DATE	OPPONENT	UA/OPP RK	TV	W L T	UA	OPP
Sept. 20	N'WESTERN (LA.) ST.			W	64	0
Sept. 27	NORTH TEXAS+			W	12	0
Oct. 4	TCU*			W	6	0
Oct. 11	at Baylor*			L	9	17
Oct. 18	vs. Texas*#	NR/3		L	6	21
Oct. 25	vs. Ole Miss#			W	19	14
Nov. 1	TEXAS A&M (HC)*			T	21	21
Nov. 8	at Rice*			L	0	26
Nov. 15	at SMU*	NR/4		L	6	14
Nov. 27	at Tulsa			W	27	13
Jan. 1	vs. William & Mary+	NR/14		W	21	19

* Southwest Conference game
+ Little Rock, Ark.
Memphis, Tenn.
> 1948 Dixie Bowl (Birmingham, Ala.)

1948 • (5-5, 2-4 SWC - 5th)

Captain: Clyde Scott

DATE	OPPONENT	UA/OPP RK	TV	W L T	UA	OPP
Sept. 18	ABILENE CHRISTIAN+			W	40	6
Sept. 25	EAST TEXAS STATE			W	46	7
Oct. 2	at TCU*			W	27	14
Oct. 9	BAYLOR*	13/NR		L	7	23
Oct. 16	at Texas*			L	6	14
Oct. 30	at Texas A&M*			W	28	6
Nov. 6	RICE**			L	6	25
Nov. 13	SMU (HC)*	NR/7		L	12	14
Nov. 20	TULSA+			W	55	18
Nov. 27	WILLIAM & MARY+	NR/20		L	0	19

* Southwest Conference game
+ Little Rock, Ark.

1949 • (5-5, 2-4 SWC - 6th)

Captain: Alvin Duke

DATE	OPPONENT	UA/OPP RK	TV	W L T	UA	OPP
Sept. 24	NORTH TEXAS+			W	33	19
Oct. 1	TCU*			W	27	7
Oct. 8	at Baylor*			L	13	35
Oct. 15	TEXAS**	NR/16		L	14	27
Oct. 22	at Vanderbilt			W	7	6
Oct. 29	TEXAS A&M (HC)*			W	27	6
Nov. 5	at Rice*	NR/8		L	0	14
Nov. 12	at SMU*	NR/12		L	6	34
Nov. 19	WILLIAM & MARY+			L	0	20
Nov. 26	TULSA			W	40	7

* Southwest Conference game
+ Little Rock, Ark.



OTIS DOUGLAS

3 seasons | 1950-52
9-21

Despite personnel that included future NFL stars Fred Williams, Dave "Hawg" Hanner, Pat Summerall, Lamar McHan, Floyd Sagely and Lewis Carpenter, the Razorbacks managed just nine wins during Douglas' three-year tenure. The highlight of his stay was a 16-14 win over Texas in 1951 - the Razorbacks' first win over the Longhorns in Fayetteville.

1950 • (2-8, 1-5 SWC - 7th)

Captain: George Eckert

DATE	OPPONENT	UA/OPP RK	TV	W L T	UA	OPP
Sept. 23	OKLAHOMA STATE+			L	7	12
Sept. 30	NORTH TEXAS			W	50	6
Oct. 7	at TCU*			L	6	13
Oct. 14	BAYLOR*			W	27	6
Oct. 21	at Texas*	NR/7		L	14	19
Oct. 28	VANDERBILT+			L	13	14
Nov. 4	at Texas A&M*			L	13	42
Nov. 11	RICE (HC)*			L	6	9
Nov. 18	SMU**	NR/14		L	7	14
Nov. 23	at Tulsa			L	13	28

* Southwest Conference game
+ Little Rock, Ark.

1951 • (5-5, 2-4 SWC - 6th)

Captains: Dave Hanner, Pat Summerall

DATE	OPPONENT	UA/OPP RK	TV	W L T	UA	OPP
Sept. 22	at Oklahoma State			W	42	7
Sept. 29	ARIZONA STATE			W	30	13
Oct. 6	TCU**			L	7	17
Oct. 13	at Baylor*	NR/12		L	7	9
Oct. 20	TEXAS**	NR/4		W	16	14
Oct. 27	SANTA CLARA+	19/NR		L	12	21
Nov. 3	TEXAS A&M (HC)*	NR/18		W	33	21
Nov. 10	at Rice*	20/NR		L	0	6
Nov. 17	at SMU*			L	7	47
Nov. 24	TULSA+			W	24	7

* Southwest Conference game
+ Little Rock, Ark.

1952 • (2-8, 1-5 SWC - 7th)

Captains: Dean Pryor, Buddy Sutton

DATE	OPPONENT	UA/OPP RK	TV	W L T	UA	OPP
Sept. 20	OKLAHOMA STATE+			W	22	20
Sept. 27	HOUSTON			L	7	17
Oct. 4	at TCU*			L	7	13
Oct. 11	BAYLOR**			W	20	17
Oct. 18	at Texas*			L	7	44
Oct. 25	OLE MISS*			L	7	34
Nov. 1	at Texas A&M*			L	12	31
Nov. 8	RICE**			L	33	35
Nov. 15	SMU (HC)*			L	17	27
Nov. 22	at Tulsa			L	34	44

* Southwest Conference game
+ Little Rock, Ark.



BOWDEN WYATT

2 seasons | 1953-54
11-10

After an inauspicious 3-7-0 mark in his initial campaign, Bowden Wyatt led the "25 Little Pigs" to Arkansas' second Southwest Conference title in 1954. That season also saw the Hogs earn their first win at Texas in 17 years, followed the next week by a 6-0 upset of Ole Miss on a 66-yard touchdown pass from Bob Benson to Preston Carpenter known to Razorback fans as the "Powder River Play." Wyatt left after the 1954 season to coach Tennessee, his alma mater.

1953 • (3-7, 2-4 SWC - 5th)

Captains: Jim Speering, Ralph Troillett

DATE	OPPONENT	UA/OPP RK	TV	W L T	UA	OPP
Sept. 26	OKLAHOMA STATE+			L	6	7
Oct. 3	TCU*			W	13	6
Oct. 10	at Baylor*	NR/9		L	7	14
Oct. 17	TEXAS (HC)*			L	7	16
Oct. 24	vs. Ole Miss#	ABC		L	0	28
Oct. 31	TEXAS A&M**			W	41	14
Nov. 7	at Rice*			L	0	47
Nov. 14	at SMU*			L	7	13
Nov. 21	LSU+			L	8	9
Nov. 28	TULSA			W	27	7

* Southwest Conference game
+ Little Rock, Ark.
Memphis, Tenn.

1954 • (8-3, 5-1 SWC - 1st)

SWC CHAMPION • 10th AP/8th UPI

Captains: Bobby Proctor, Jim Roth

DATE	OPPONENT	UA/OPP RK	TV	W L T	UA	OPP
Sept. 25	TULSA			W	41	0
Oct. 2	at TCU*			W	20	13
Oct. 9	BAYLOR*			W	21	20
Oct. 16	at Texas*	12/NR		W	20	7
Oct. 23	OLE MISS*	7/5		W	6	0
Oct. 30	at Texas A&M*	4/NR		W	14	7
Nov. 6	RICE**	4/15		W	28	15
Nov. 13	SMU (HC)*	4/19		L	14	21
Nov. 20	vs. LSU#	9/NR		L	6	7
Nov. 27	at Houston	13/NR		W	19	0
Jan. 1	vs. Georgia Tech+	10/NR	NBC	L	6	14

* Southwest Conference game
+ Little Rock, Ark.
Shreveport, La.
> 1955 Cotton Bowl (Dallas, Texas)



JACK MITCHELL

3 seasons | 1955-57
17-12-1

Jack Mitchell led Arkansas to three winning seasons and consecutive wins over Texas in 1955 and 1956 and consecutive wins over unbeaten Ole Miss teams in 1956 and 1957 before leaving UA for Kansas following the 1957 season.

1955 • (5-4-1, 3-2-1 SWC - 4th)

Captains: Preston Carpenter, Henry Moore

DATE	OPPONENT	UA/OPP RK	TV	W L T	UA	OPP
Sept. 17	TULSA			W	21	6
Sept. 24	OKLAHOMA STATE+	17/NR		W	21	0
Oct. 1	TCU*	NR/10		L	0	26
Oct. 8	at Baylor*			L	20	25
Oct. 15	TEXAS**			W	27	20
Oct. 22	at Ole Miss			L	7	17
Oct. 29	TEXAS A&M (HC)*	NR/11		T	7	7
Nov. 5	at Rice*	NA		W	10	0
Nov. 12	at SMU*	NA		W	6	0
Nov. 19	LSU+			L	7	13

* Southwest Conference game
+ Little Rock, Ark.

SEASON-BY-SEASON RESULTS



2025 ARKANSAS FOOTBALL

1956 • (6-4, 3-3 SWC - 4th)

Captains: Neil Martin, Ted Souter

DATE	OPPONENT	UA/OPP RK	TV	W L T	UA	OPP
Sept. 22	HARDIN-SIMMONS			W	21	6
Sept. 29	OKLAHOMA STATE*			W	19	7
Oct. 6	at TCU*		NA	L	6	41
Oct. 13	BAYLOR*			L	7	14
Oct. 20	at Texas*			W	32	14
Oct. 27	OLE MISS*			W	14	0
Nov. 3	at Texas A&M*		NA	L	0	27
Nov. 10	RICE (HC)*			W	27	12
Nov. 17	SMU*			W	27	13
Nov. 24	vs. LSU*			L	7	21

* Southwest Conference game

+ Little Rock, Ark.

Shreveport, La.

1957 • (6-4, 2-4 SWC - T-5th)

Captains: Jay Donathan, Gerald Nesbit, George Walker


DATE	OPPONENT	UA/OPP RK	TV	W L T	UA	OPP
Sept. 21	OKLAHOMA STATE*			W	12	0
Sept. 28	TULSA			W	41	14
Oct. 5	TCU*	NR/18		W	20	7
Oct. 12	at Baylor*	11/NR		W	20	17
Oct. 19	TEXAS*	10/NR		L	0	17
Oct. 26	vs. Ole Miss*	NR/6		W	12	6
Nov. 2	TEXAS A&M (HC)*	11/1		L	6	7
Nov. 9	at Rice*	12/NR	NA	L	7	13
Nov. 16	at SMU*			L	22	27
Nov. 23	TEXAS TECH*			W	47	26

* Southwest Conference game

+ Little Rock, Ark.

Memphis, Tenn.

NOTE: The Texas Tech game was not officially recognized as a conference game because Texas Tech was not a full SWC member.



FRANK BROYLES

19 seasons | 1958-76
144-58-5

Frank Broyles' arrival at Arkansas prior to the 1958 season marked the beginning of a relationship between Broyles and the institution. He served as athletic director from 1973-2007. With 144 wins in 19 seasons, Broyles ranks as the winningest and longest-tenured head football coach in UA history. His 1964 team went 11-0 to earn the school's only national championship and No. 1 final ranking by the Football Writers Association of America. He led the Razorbacks to 10 bowl appearances, including nine New Year's Day Bowls.

1958 • (4-6, 2-4 SWC - T-5th)

Captains: Richard Bell, Billy Micheal

DATE	OPPONENT	UA/OPP RK	TV	W L T	UA	OPP
Sept. 20	BAYLOR*			L	0	12
Sept. 27	TULSA			L	14	27
Oct. 4	at TCU*			L	7	12
Oct. 11	RICE*			L	0	24
Oct. 18	at Texas*	NR/7		L	6	24
Oct. 25	OLE MISS*	NR/6		L	12	14
Nov. 1	at Texas A&M*			W	21	8
Nov. 8	HARDIN-SIMMONS*			W	60	15
Nov. 15	SMU (HC)*	NR/15		W	13	6
Nov. 22	at Texas Tech			W	14	8

* Southwest Conference game

+ Little Rock, Ark.

NOTE: The Texas Tech game was not officially recognized as a conference game because Texas Tech was not a full SWC member

1959 • (9-2, 5-1 SWC - T-1st)

SWC CO-CHAMPION - 9th AP/9th UPI

Captains: Billy Luplow, James Monroe, Barry Switzer

DATE	OPPONENT	UA/OPP RK	TV	W L T	UA	OPP
Sept. 19	TULSA			W	28	0
Sept. 26	OKLAHOMA STATE*			W	13	7
Oct. 3	TCU*			W	3	0
Oct. 10	at Baylor*	19/NR		W	23	7
Oct. 17	TEXAS*	12/3		L	12	13
Oct. 24	vs. Ole Miss*	10/4		L	0	28
Oct. 31	TEXAS A&M (HC)*	17/NR	NA	W	12	7
Nov. 7	at Rice*	16/NR		W	14	10
Nov. 14	at SMU*	20/NR	NA	W	17	14
Nov. 21	TEXAS TECH*	13/NR		W	27	8
Jan. 2	vs. Georgia Tech*	9/NR	NA	W	14	7

* Southwest Conference game

+ Little Rock, Ark.

Memphis, Tenn.

> 1960 Gator Bowl (Jacksonville, Fla.)

NOTE: The Texas Tech game was not officially recognized as a conference game because Texas Tech was not a full SWC member

1960 • (8-3, 6-1 SWC - 1st)

SWC CHAMPION - 7th AP/7th UPI

Captains: Steve Butler, Wayne Harris

DATE	OPPONENT	UA/OPP RK	TV	W L T	UA	OPP
Sept. 17	OKLAHOMA STATE*	19/NR		W	9	0
Sept. 24	TULSA			W	48	7
Oct. 1	at TCU*	14/NR		W	7	0
Oct. 8	BAYLOR*	9/20		L	14	28
Oct. 15	at Texas*	NR/11	ABC	W	24	23
Oct. 22	OLE MISS*	14/2		L	7	10
Oct. 29	at Texas A&M*	12/NR		W	7	3
Nov. 5	RICE*	16/10		W	3	0
Nov. 12	SMU (HC)*	9/NR		W	26	3
Nov. 19	at Texas Tech*	7/NR		W	34	6
Jan. 1	vs. Duke*	7/10	CBS	L	6	7

* Southwest Conference game

+ Little Rock, Ark.

> 1961 Cotton Bowl (Dallas, Texas)

1961 • (8-3, 6-1 SWC - T-1st)

SWC CO-CHAMPION - 9th AP/8th UPI

Captains: John Childress, Harold Horton, George McKinney

DATE	OPPONENT	UA/OPP RK	TV	W L T	UA	OPP
Sept. 23	at Ole Miss*	NR/9	ABC-N	L	0	16
Sept. 30	TULSA			W	6	0
Oct. 7	TCU*			W	28	3
Oct. 14	at Baylor*	NR/9		W	23	13
Oct. 21	TEXAS*	10/3		L	7	33
Oct. 28	N'WESTERN (LA.) ST.*			W	42	7
Nov. 4	TEXAS A&M (HC)*			W	15	8
Nov. 11	at Rice*			W	10	0
Nov. 18	at SMU*			W	21	7
Nov. 25	TEXAS TECH*	9/NR		W	28	0
Jan. 1	vs. Alabama*	9/1	NA-N	L	3	10

* Southwest Conference game

+ Little Rock, Ark.

Jackson, Miss.

> 1962 Sugar Bowl (New Orleans, La.)

1962 • (9-2, 6-1 SWC - 2nd)

6th AP/6th UPI

Captains: Billy Moore, Ray Trail

DATE	OPPONENT	UA/OPP RK	TV	W L T	UA	OPP
Sept. 22	OKLAHOMA STATE*			W	34	7
Sept. 29	TULSA			W	42	14
Oct. 6	at TCU*			W	42	14
Oct. 13	BAYLOR*	8/NR		W	28	21
Oct. 20	at Texas*	7/1		L	3	7
Oct. 27	HARDIN-SIMMONS*	9/NR		W	49	7
Nov. 3	at Texas A&M*	8/NR		W	17	7
Nov. 10	RICE (HC)*	6/NR		W	28	14
Nov. 17	SMU*	7/NR		W	9	7
Nov. 24	at Texas Tech*	7/NR		W	34	0
Jan. 1	vs. Ole Miss*	6/3	NBC	L	13	17

* Southwest Conference game

+ Little Rock, Ark.

> 1963 Sugar Bowl (New Orleans, La.)

1963 • (5-5, 3-4 SWC - 4th)

Captains: Jim Grizzle, Mike Parker

DATE	OPPONENT	UA/OPP RK	TV	W L T	UA	OPP
Sept. 21	OKLAHOMA STATE*	8/NR		W	21	0
Sept. 28	MISSOURI*	8/NR		L	6	7
Oct. 5	TCU*			W	18	3
Oct. 12	at Baylor*			L	10	14
Oct. 19	TEXAS*	NR/1		L	13	17
Oct. 26	TULSA			W	56	7
Nov. 2	TEXAS A&M*			W	21	7
Nov. 9	at Rice*		NA	L	0	7
Nov. 16	at SMU*			L	7	14
Nov. 23	TEXAS TECH (HC)*			W	27	20

* Southwest Conference game

+ Little Rock, Ark.

1964 • (11-0, 7-0 SWC - 1st)

NATIONAL CHAMPION - SWC CHAMPION - 1st FWAA/2nd AP/2nd UPI

Captains: Seniors

DATE	OPPONENT	UA/OPP RK	TV	W L T	UA	OPP
Sept. 19	OKLAHOMA STATE*			W	14	10
Sept. 26	TULSA		NA	W	31	22
Oct. 3	at TCU*			W	29	6
Oct. 10	BAYLOR*	9/NR		W	17	6
Oct. 17	at Texas*	8/1		W	14	13
Oct. 24	WICHITA STATE*	4/NR		W	17	0
Oct. 31	at Texas A&M*	4/NR		W	17	0
Nov. 7	RICE*	4/NR		W	21	0
Nov. 14	SMU (HC)*	3/NR		W	44	0
Nov. 21	at Texas Tech*	3/NR		W	17	0
Jan. 1	vs. Nebraska*	2/6	CBS	W	10	7

* Southwest Conference game

+ Little Rock, Ark.

> 1965 Cotton Bowl (Dallas, Texas)

1965 • (10-1, 7-0 SWC - 1st)

SWC CHAMPION - 3rd AP/2nd UPI

Captains: Seniors

DATE	OPPONENT	UA/OPP RK	TV	W L T	UA	OPP
Sept. 18	OKLAHOMA STATE*	6/NR		W	28	14
Sept. 25	TULSA	5/NR		W	20	12
Oct. 2	TCU*	4/NR		W	28	0
Oct. 9	at Baylor*	3/NR		W	38	7
Oct. 16	TEXAS*	3/1	NBC-N	W	27	24
Oct. 23	NORTH TEXAS*	1/NR		W	55	20
Oct. 30	TEXAS A&M*	2/NR		W	31	0
Nov. 6	at Rice*	2/NR		W	31	0
Nov. 13	at SMU*	2/NR		W	24	3
Nov. 20	TEXAS TECH (HC)*	2/9	NA-R	W	42	24
Jan. 1	vs. LSU*	2/NR	CBS-N	L	7	14

* Southwest Conference game

+ Little Rock, Ark.

> 1966 Cotton Bowl (Dallas, Texas)

1966 • (8-2, 5-2 SWC - T-2nd)

13th UPI

Captains: Seniors

DATE	OPPONENT	UA/OPP RK	TV	W L T	UA	OPP
Sept. 17	OKLAHOMA STATE*	5/NR		W	14	10
Sept. 24	TULSA	6/NR		W	27	8
Oct. 1	at TCU*	7/NR		W	21	0
Oct. 8	BAYLOR*	5/NR		L	0	7
Oct. 15	at Texas*		NBC	W	12	7
Oct. 22	WICHITA STATE*			W	41	0
Oct. 29	at Texas A&M*	9/NR		W	34	0
Nov. 5	RICE*	8/NR		W	31	20
Nov. 12	SMU (HC)*	6/NR		W	22	0
Nov. 19	at Texas Tech*	6/NR		L	16	21

* Southwest Conference game

+ Little Rock, Ark.

1967 • (4-5-1, 3-3-1 SWC - 5th)

Captains: Hartford Hamilton, Ernest Ruple, Larry Watkins

DATE	OPPONENT	UA/OPP RK	TV	W L T	UA	OPP
Sept. 23	OKLAHOMA STATE*			L	6	7
Sept. 30	TULSA			L	12	14
Oct. 7	TCU*			W	26	0
Oct.						



SEASON-BY-SEASON RESULTS

1970 • (9-2, 6-1 SWC - 2nd)

11th AP/12th UPI

Captains: Bill Burnett, Bill Montgomery, Dick Bumpas, Mike Boschetti

DATE	OPPONENT	UA/OPP RK	TV	W L T	UA OPP
Sept. 12	STANFORD+	4/10	NA	L	28 34
Sept. 19	OKLAHOMA STATE+	11/NR		W	23 7
Sept. 26	TULSA	12/NR		W	26 7
Oct. 3	at TCU*	11/NR		W	49 14
Oct. 10	BAYLOR*	10/NR		W	41 7
Oct. 24	WICHITA STATE+	9/NR		W	62 0
Oct. 31	at Texas A&M*	8/NR		W	45 6
Nov. 7	RICE*	7/NR		W	38 14
Nov. 14	SMU (HC)*	7/NR		W	36 3
Nov. 21	at Texas Tech*	6/19		W	24 10
Dec. 5	at Texas*	4/1	NA	L	7 42

* Southwest Conference game
+ Little Rock, Ark.

1971 • (8-3-1, 5-1-1 SWC - 2nd) • 16th AP/20th UPI

Captains: David Hogue, Ronnie Jones, Mike Kelson, Kay Maybry, Bobby Nichols

DATE	OPPONENT	UA/OPP RK	TV	W L T	UA OPP
Sept. 11	CALIFORNIA+	7/NR		W	51 20
Sept. 18	OKLAHOMA STATE+	6/NR		W	18 10
Sept. 25	TULSA	7/NR		L	20 21
Oct. 2	TCU*	18/NR		W	49 15
Oct. 9	at Baylor*	17/NR		W	35 7
Oct. 16	TEXAS*+	16/NR	ABC	W	31 7
Oct. 23	NORTH TEXAS	9/NR		W	60 21
Oct. 30	TEXAS A&M*+	8/NR		L	9 17
Nov. 6	at Rice*	16/NR		T	24 24
Nov. 13	at SMU*	17/NR	ABC	W	18 13
Nov. 20	TEXAS TECH (HC)*	17/NR		W	15 0
Dec. 20	vs. Tennessee>	18/9	ABC	L	13 14

* Southwest Conference game
+ Little Rock, Ark.
> 1971 Liberty Bowl (Memphis, Tenn.)

1972 • (6-5, 3-4 SWC - T-4th)

Captains: Louis Campbell, Jim Hodge, Tom Reed, Don Wunderly

DATE	OPPONENT	UA/OPP RK	TV	W L T	UA OPP
Sept. 9	SOUTHERN CALIFORNIA+	4/8		L	10 31
Sept. 23	OKLAHOMA STATE+			W	24 23
Sept. 30	TULSA			W	21 20
Oct. 7	at TCU*			W	27 13
Oct. 14	BAYLOR*	20/NR		W	31 20
Oct. 21	at Texas*	17/14	ABC	L	15 35
Oct. 28	NORTH TEXAS+	18/NR		W	42 16
Nov. 4	at Texas A&M*	20/NR		L	7 10
Nov. 11	RICE*			L	20 23
Nov. 18	SMU (HC)*			L	7 22
Nov. 25	at Texas Tech*	NR/20		W	24 14

* Southwest Conference game
+ Little Rock, Ark.

1973 • (5-5-1, 3-3-1 SWC - T-4th)

Captains: Nick Avlos, Jack Ettinger, Steve Hedgepeth, Dickey Morton, Danny Rhodes

DATE	OPPONENT	UA/OPP RK	TV	W L T	UA OPP
Sept. 15	at Southern California	NR/1		L	0 17
Sept. 22	OKLAHOMA STATE+		NA	L	6 38
Sept. 29	IOWA STATE			W	21 19
Oct. 6	TCU*			W	13 5
Oct. 13	at Baylor*			W	13 7
Oct. 20	TEXAS*			L	6 34
Oct. 27	TULSA+			W	20 6
Nov. 3	TEXAS A&M (HC)*			W	14 10
Nov. 10	at Rice*			L	7 17
Nov. 17	at SMU*			T	7 7
Nov. 24	TEXAS TECH*+	NR/12		L	17 24

* Southwest Conference game
+ Little Rock, Ark.

1974 • (6-4-1, 3-3-1 SWC - T-4th)

Captains: Billy Burns, Rollen Smith

DATE	OPPONENT	UA/OPP RK	TV	W L T	UA OPP
Sept. 14	SOUTHERN CALIFORNIA+	20/5		W	22 7
Sept. 21	OKLAHOMA STATE+	10/NR		L	7 26
Sept. 28	TULSA			W	60 0
Oct. 5	at TCU*	20/NR		W	49 0
Oct. 12	BAYLOR*	14/NR		L	17 21
Oct. 19	at Texas*	NR/16	ABC	L	7 38
Oct. 26	COLORADO STATE+			W	43 9
Nov. 2	at Texas A&M*	NR/8		L	10 20
Nov. 9	RICE (HC)*			W	25 6
Nov. 16	SMU*			T	24 24
Nov. 23	at Texas Tech*			W	21 13

* Southwest Conference game
+ Little Rock, Ark.

1975 • (10-2, 6-1 SWC - T-1st)

SWC CO-CHAMPION • 7th AP/6th UPI

Captains: Scott Bull, Mike Campbell, Ike Forte, Hal McAfee

DATE	OPPONENT	UA/OPP RK	TV	W L T	UA OPP
Sept. 13	AIR FORCE+			W	35 0
Sept. 20	at Oklahoma State	16/NR		L	13 20
Sept. 27	TULSA			W	31 15
Oct. 4	TCU*			W	19 8
Oct. 11	at Baylor*			W	41 3
Oct. 18	TEXAS*	20/8	ABC	L	18 24
Oct. 25	UTAH STATE+			W	31 0
Nov. 8	at Rice*			W	20 16
Nov. 15	at SMU*			W	35 7
Nov. 22	TEXAS TECH (HC)*	19/NR		W	31 14
Dec. 6	TEXAS A&M*+	18/2	ABC	W	31 6
Jan. 1	vs. Georgia>	18/12	CBS	W	31 10

* Southwest Conference game
+ Little Rock, Ark.
> 1976 Cotton Bowl (Dallas, Texas)

1976 • (5-5-1, 3-4-1 SWC - 6th)

Captains: Seniors

DATE	OPPONENT	UA/OPP RK	TV	W L T	UA OPP
Sept. 11	UTAH STATE+	13/NR		W	33 16
Sept. 18	OKLAHOMA STATE+	12/NR		W	16 10
Sept. 25	TULSA	12/NR		L	3 9
Oct. 2	TCU*			W	46 14
Oct. 23	at Houston*	15/14		W	14 7
Oct. 30	RICE (HC)*	14/NR		W	41 16
Nov. 6	at Baylor*	12/NR		T	7 7
Nov. 13	TEXAS A&M*+	13/16	ABC	L	10 31
Nov. 20	vs. SMU*#			L	31 35
Nov. 27	TEXAS TECH*+	NR/9		L	7 30
Dec. 4	at Texas*		ABC	L	12 29

* Southwest Conference game
+ Little Rock, Ark.
Shreveport, La.



One of just three head coaches to lead Arkansas to six consecutive bowl appearances, Lou Holtz's first Razorback team in 1977 recorded one of Arkansas' two 11-win seasons and posted one of the biggest upsets in school history with a 31-6 win over No. 2 Oklahoma in the 1978 Orange Bowl.

1977 • (11-1, 7-1 SWC - 2nd)

3rd AP/3rd UPI

Captains: Leotis Harris, Steve Little, Howard Sampson

DATE	OPPONENT	UA/OPP RK	TV	W L T	UA OPP
Sept. 10	NEW MEXICO STATE+			W	53 10
Sept. 17	OKLAHOMA STATE+	NR/15		W	28 6
Sept. 24	TULSA	16/NR		W	37 3
Oct. 1	at TCU*	12/NR		W	42 6
Oct. 15	TEXAS*	8/2	ABC	L	9 13
Oct. 22	HOUSTON*+	9/NR		W	34 0
Oct. 29	at Rice*	8/NR		W	30 7
Nov. 5	BAYLOR*+	8/NR		W	35 9
Nov. 12	at Texas A&M*	8/11		W	26 20
Nov. 19	SMU (HC)*	8/NR		W	47 7
Nov. 24	at Texas Tech*	6/NR	NA	W	17 14
Jan. 2	vs. Oklahoma>	6/2	NBC	W	31 6

* Southwest Conference game
+ Little Rock, Ark.
> 1978 Orange Bowl (Miami, Fla.)

1978 • (9-2-1, 6-2 SWC - T-2nd)

11th AP/10th UPI

Captains: Ron Calcagni, Ben Cowins, Larry Jackson, Jimmy Walker

DATE	OPPONENT	UA/OPP RK	TV	W L T	UA OPP
Sept. 16	VANDERBILT+	2/NR		W	48 17
Sept. 23	at Oklahoma State	2/NR		W	19 7
Sept. 30	TULSA	2/NR		W	21 13
Oct. 7	TCU*	4/NR	ABC	W	42 3
Oct. 21	at Texas*	3/8		L	21 28
Oct. 28	at Houston*	9/11		L	9 20
Nov. 4	RICE (HC)*	17/NR		W	37 7
Nov. 11	at Baylor*	16/NR		W	27 14
Nov. 18	TEXAS A&M*+	13/NR	ABC	W	26 7
Nov. 25	at SMU*	11/NR		W	27 14
Dec. 2	TEXAS TECH*	8/NR		W	49 7
Dec. 25	vs. UCLA>	8/15	NBC	T	10 10

* Southwest Conference game
+ Little Rock, Ark.
> 1978 Fiesta Bowl (Tempe, Ariz.)

1979 • (10-2, 7-1 SWC - T-1st)

SWC CO-CHAMPIONS • 8th AP/9th UPI

Captains: Jim Howard, Roland Sales

DATE	OPPONENT	UA/OPP RK	TV	W L T	UA OPP
Sept. 15	COLORADO STATE+	17/NR		W	36 3
Sept. 22	OKLAHOMA STATE+	15/NR		W	27 7
Sept. 29	TULSA	13/NR		W	33 8
Oct. 6	at TCU*	13/NR		W	16 13
Oct. 13	at Texas Tech*	12/NR	ABC	W	20 6
Oct. 20	TEXAS*+	10/2		W	17 14
Oct. 27	HOUSTON*	4/6	ABC	L	10 13
Nov. 3	at Rice*	9/NR		W	34 7
Nov. 10	BAYLOR (HC)*	9/17		W	29 20
Nov. 17	at Texas A&M*	8/NR		W	22 10
Nov. 24	SMU*+	7/NR		W	31 7
Jan. 1	vs. Alabama>	6/2	ABC	L	9 24

* Southwest Conference game
+ Little Rock, Ark.
> 1980 Sugar Bowl (New Orleans, La.)

1980 • (7-5, 3-5 SWC - T-6th)

Captains: Keith Houfek, George Stewart

DATE	OPPONENT	UA/OPP RK	TV	W L T	UA OPP
Sept. 1	at Texas*	6/10	ABC	L	17 23
Sept. 20	OKLAHOMA STATE+	17/NR		W	33 20
Sept. 27	TULSA	15/NR		W	13 10
Oct. 4	TCU*	14/NR		W	44 7
Oct. 11	WICHITA STATE	15/NR		W	27 7
Oct. 25	at Houston*	15/NR		L	17 24
Nov. 1	RICE*			L	16 17
Nov. 8	at Baylor*	NR/16	NA	L	15 42
Nov. 15	TEXAS A&M (HC)*		ABC	W	27 24
Nov. 22	at SMU*			L	7 31
Nov. 29	TEXAS TECH*+			W	22 16
Dec. 27	vs. Tulane>		NA	W	34 15

* Southwest Conference game
+ Little Rock, Ark.
> 1980 Hall of Fame Bowl (Birmingham, Ala.)

1981 • (8-4, 5-3 SWC - 4th)

16th UPI

Captains: Darryl Mason, Teddy Morris

DATE	OPPONENT	UA/OPP RK	TV	W L T	UA OPP
Sept. 12	TULSA			W	14 10
Sept. 19	NORTHWESTERN+			W	38 7
Sept. 26	at Ole Miss#			W	27 13
Oct. 3	at TCU*	19/NR		L	24 28
Oct. 10	at Texas Tech*		ABC	W	26 14
Oct. 17	TEXAS*	NR/1		W	42 11
Oct. 24	HOUSTON*+	12/NR		L	17 20
Oct. 31	at Rice*	20/NR		W	41 7
Nov. 7	BAYLOR*+	19/NR	ESPN	W	41 39
Nov. 14	at Texas A&M*	16/NR	ABC	W	10 7
Nov. 21	SMU (HC)*	16/6		L	18 32
Dec. 28	vs. North Carolina>	NR/11	ABC	L	27 31

* Southwest Conference game
+ Little Rock, Ark.
Jackson, Miss.
> 1981 Gator Bowl (Jacksonville, Fla.)

1982 • (9-2-1, 5-2-1 SWC - 3rd)

9th AP/8th UPI/8th USA Today

Captains: Gary Anderson, Jessie Clark, Richard Richardson, Billy Ray Smith Jr.

DATE	OPPONENT	UA/OPP RK	TV	W L T	UA OPP
Sept. 11	TULSA	13/NR		W	38 0
Sept. 18	NAVY+	9/NR		W	29 17
Sept. 25	OLE MISS+	9/NR		W	14 12
Oct. 2	TCU*+	10/NR	TBS	W	35 0
Oct. 9	TEXAS TECH*	6/NR		W	21 3
Oct. 23	at Houston*	9/NR	CBS	W	38 3
Oct. 30	RICE (HC)*	5/NR		W	24 6
Nov. 6	at Baylor*	5/NR		L	17 24
Nov. 13	TEXAS A&M*+	10/NR		W	35 0
Nov. 20	at SMU*	9/2	ABC	T	17 17
Dec. 4	at Texas*	6/12	ABC	L	7 33
Dec. 31	vs. Florida>	14/NR	Mizlou	W	28 24

* Southwest Conference game
+ Little Rock, Ark.
> 1982 Bluebonnet Bowl (Houston, Texas)

SEASON-BY-SEASON RESULTS



1983 • (6-5, 4-4 SWC - 5th)

Captains: Ron Faurot, Mark Mistler, Milton Fields

DATE	OPPONENT	UA/OPP RK	TV	W L T	UA	OPP
Sept. 10	TULSA			W	17	14
Sept. 17	NEW MEXICO*			W	17	0
Sept. 24	at Ole Miss#		NA	L	10	13
Oct. 1	at TCU*			W	38	21
Oct. 15	TEXAS*	NR/2	CBS	L	3	31
Oct. 22	HOUSTON*			W	24	3
Oct. 29	RICE*			W	35	0
Nov. 5	BAYLOR (HC)*			L	21	24
Nov. 12	at Texas A&M*			L	23	36
Nov. 19	SMU**	NR/6	ABC	L	0	17
Nov. 26	at Texas Tech*			W	16	13

* Southwest Conference game

Little Rock, Ark.

* Jackson, Miss.



KEN HATFIELD

6 seasons | 1984-89
55-17-1

One of just two Arkansas graduates to serve as head football coach at his alma mater, Ken Hatfield posted a UA-best .760 winning percentage and averaged better than nine wins per season during his six-year tenure. Hatfield led the Razorbacks to a bowl game all six years.

1984 • (7-4-1, 5-3 SWC - T-3rd)

Captains: Marcus Elliott, Mark Lee

DATE	OPPONENT	UA/OPP RK	TV	W L T	UA	OPP
Sept. 15	OLE MISS*			T	14	14
Sept. 22	TULSA			W	18	9
Sept. 29	NAVY*		ESPN	W	33	10
Oct. 6	TCU*			L	31	32
Oct. 13	TEXAS TECH**			W	24	0
Oct. 20	at Texas*	NR/3		L	18	24
Oct. 27	at Houston*			W	17	3
Nov. 3	RICE**			W	28	6
Nov. 10	at Baylor*			W	14	9
Nov. 17	TEXAS A&M (HC)*		Raycom	W	28	0
Nov. 24	at SMU*		ESPN	L	28	31
Dec. 27	vs. Auburn*	NR/16	KATZ	L	15	21

* Southwest Conference game

Little Rock, Ark.

> 1984 Liberty Bowl (Memphis, Tenn.)

1985 • (10-2, 6-2 SWC - T-2nd)

12th AP/12th UPI/15th USA Today

Captains: David Bazzel, Greg Lasker, Nick Miller, Andy Upchurch

DATE	OPPONENT	UA/OPP RK	TV	W L T	UA	OPP
Sept. 14	at Ole Miss#	14/NR		W	24	19
Sept. 21	TULSA*	14/NR		W	24	0
Sept. 28	NEW MEXICO STATE*	10/NR		W	45	13
Oct. 5	at TCU*	10/NR	Raycom	W	41	0
Oct. 12	at Texas Tech*	6/NR		W	30	7
Oct. 19	TEXAS*	4/NR	ABC	L	13	15
Oct. 26	HOUSTON**	14/NR	Raycom	W	57	27
Nov. 2	at Rice*	14/NR		W	30	15
Nov. 9	BAYLOR**	12/11	ABC	W	20	14
Nov. 16	at Texas A&M*	9/NR	ESPN	L	6	10
Nov. 23	SMU (HC)*	18/NR		W	15	9
Dec. 22	vs. Arizona State*	14/NR	LSN	W	18	17

* Southwest Conference game

Little Rock, Ark.

* Jackson, Miss.

> 1985 Holiday Bowl (San Diego, Calif.)

1986 • (9-3, 6-2 SWC - T-2nd)

15th AP/16th UPI/17th USA Today

Captains: James Shiblest, Derrick Thomas, Theo Young

DATE	OPPONENT	UA/OPP RK	TV	W L T	UA	OPP
Sept. 13	OLE MISS*	18/NR		W	21	0
Sept. 20	TULSA	12/NR		W	34	17
Sept. 27	NEW MEXICO STATE*	9/NR		W	42	11
Oct. 4	TCU*	8/NR	Raycom	W	34	17
Oct. 11	TEXAS TECH*	8/NR		L	7	17
Oct. 18	at Texas*	14/NR	ESPN	W	21	14
Oct. 25	at Houston*	14/NR		W	30	13
Nov. 1	RICE (HC)*	13/NR		W	45	14
Nov. 8	at Baylor*	10/NR	Raycom	L	14	29
Nov. 15	TEXAS A&M**	17/7	ABC	W	14	10
Nov. 22	at SMU*	11/NR		W	41	0
Jan. 1	vs. Oklahoma*	9/3	NBC	L	8	42

* Southwest Conference game

Little Rock, Ark.

> 1987 Orange Bowl (Miami, Fla.)

1987 • (9-4, 5-2 SWC - T-2nd)

Captains: Chris Bequette, Tony Cherico, Greg Thomas, Rickey Williams

DATE	OPPONENT	UA/OPP RK	TV	W L T	UA	OPP
Sept. 12	at Ole Miss#	13/NR		W	31	10
Sept. 19	TULSA	12/NR	NA	W	30	15
Sept. 26	MIAMI (FLA.)*	10/5	ESPN	L	7	51
Oct. 3	at TCU*			W	20	10
Oct. 10	at Texas Tech*	20/NR		W	31	0
Oct. 17	TEXAS**	15/NR	ESPN	L	14	16
Oct. 24	HOUSTON*			W	21	17
Oct. 31	at Rice*		NA	W	38	14
Nov. 7	BAYLOR (HC)*			W	10	7
Nov. 14	at Texas A&M*	20/19		L	0	14
Nov. 28	NEW MEXICO*			W	43	25
Dec. 5	at Hawaii		ESPN	W	38	20
Dec. 29	vs. Georgia*	NR/15	Raycom	L	17	20

* Southwest Conference game

Little Rock, Ark.

* Jackson, Miss.

> 1987 Liberty Bowl (Memphis, Tenn.)

1988 • (10-2, 7-0 SWC - 1st)

SWC CHAMPION • 12th AP/13th UPI/14th USA Today

Captains: Steve Atwater, John Bland, Odis Lloyd, Kerry Owens

DATE	OPPONENT	UA/OPP RK	TV	W L T	UA	OPP
Sept. 3	PACIFIC (CALIF.)*			W	63	14
Sept. 10	TULSA			W	30	26
Sept. 17	OLE MISS*			W	21	13
Oct. 1	TCU*		Raycom	W	53	10
Oct. 8	TEXAS TECH**	20/NR		W	31	10
Oct. 15	at Texas*	17/NR	HSE	W	27	24
Oct. 22	at Houston*	13/NR	Raycom	W	26	21
Oct. 29	RICE**	11/NR		W	21	14
Nov. 5	at Baylor*	11/NR	HSE	W	33	3
Nov. 12	TEXAS A&M (HC)*	11/NR	HSE	W	25	20
Nov. 26	at Miami (Fla.)	8/3	CBS	L	16	18
Jan. 2	vs. UCLA*	8/9	CBS	L	3	17

* Southwest Conference game

Little Rock, Ark.

> 1989 Cotton Bowl (Dallas, Texas)

1989 • (10-2, 7-1 SWC - 1st)

SWC CHAMPION • 13th AP/13th UPI/13th USA Today

Captains: Anthony Cooney, Elbert Crawford, Tim Horton, Michael Shepherd


DATE	OPPONENT	UA/OPP RK	TV	W L T	UA	OPP
Sept. 16	TULSA	9/NR		W	26	7
Sept. 23	at Ole Miss#	8/NR		W	24	7
Sept. 30	TEXAS-EL PASO*	8/NR		W	39	7
Oct. 7	at TCU*	7/NR		W	41	19
Oct. 14	at Texas Tech*	7/NR		W	45	13
Oct. 21	TEXAS*	7/NR	Raycom	L	20	24
Oct. 28	HOUSTON**	13/12		W	45	39
Nov. 4	at Rice*	11/NR	Raycom	W	38	17
Nov. 11	BAYLOR (HC)*	10/NR	ESPN	W	19	10
Nov. 24	at Texas A&M*	9/14	CBS	W	23	22
Dec. 2	SMU**	9/NR		W	38	24
Jan. 1	vs. Tennessee*	10/8	CBS	L	27	31

* Southwest Conference game

Little Rock, Ark.

* Jackson, Miss.

> 1990 Cotton Bowl (Dallas, Texas)



JACK CROWE

2+ seasons | 1990-92
9-15

Arkansas' final head coach of the Southwest Conference era, Jack Crowe directed the Razorbacks to a 14-13 win in their last meeting with rival Texas as league foes and an Independence Bowl berth in 1991.

1990 • (3-8, 1-7 SWC - 8th)

Captains: Quinn Grovey, Chad Rolen

DATE	OPPONENT	UA/OPP RK	TV	W L T	UA	OPP
Sept. 15	TULSA	15/NR		W	28	3
Sept. 22	OLE MISS*	13/NR	Raycom	L	17	21
Sept. 29	COLORADO STATE*	23/NR		W	31	20
Oct. 6	TCU**	21/NR		L	26	54
Oct. 13	TEXAS TECH (HC)*			L	44	49
Oct. 20	at Texas*	NR/19	Raycom	L	17	49
Oct. 27	at Houston*	NR/6		L	28	62
Nov. 3	RICE**			L	11	19
Nov. 10	at Baylor*		Raycom	L	3	34
Nov. 17	TEXAS A&M*			L	16	20
Nov. 24	at SMU*			W	42	29

* Southwest Conference game

Little Rock, Ark.

1991 • (6-6, 5-3 SWC - T-2nd)

Captains: Kirk Collins, Mark Henry

DATE	OPPONENT	UA/OPP RK	TV	W L T	UA	OPP
Aug. 31	MIAMI (FLA.)*	NR/3	ABC	L	3	31
Sept. 7	SMU**			W	17	6
Sept. 21	LOUISIANA-LAFAYETTE			W	9	7
Sept. 28	at Ole Miss#			L	17	24
Oct. 5	at TCU*			W	22	21
Oct. 12	HOUSTON (HC)*			W	29	17
Oct. 19	TEXAS**		Raycom	W	14	13
Nov. 2	BAYLOR*	24/21	ABC	L	5	9
Nov. 9	at Texas Tech*			L	21	38
Nov. 16	at Texas A&M*	NR/13	ESPN	L	3	13
Nov. 23	RICE**			W	20	0
Dec. 29	vs. Georgia*	NR/24	ABC	L	15	24

* Southwest Conference game

Little Rock, Ark.

* Jackson, Miss.

> 1991 Independence Bowl (Shreveport, La.)

ARKANSAS JOINS SOUTHEASTERN CONFERENCE

1992 • (3-7-1, 3-4-1 SEC - 4th/West)

Captains: Darwin Ireland, E.D. Jackson, Owen Kelly

DATE	OPPONENT	UA/OPP RK	TV	W L T	UA	OPP
Sept. 5	THE CITADEL			L	3	10



JOE KINES


1 season | 1992
3-6-1

Named interim head coach after the first game of the 1992 season, Joe Kines' 10-game tenure included Arkansas' first Southeastern Conference win and the Razorbacks' first win at Tennessee.

DATE	OPPONENT	UA/OPP RK	TV	W L T	UA	OPP
Sept. 12	at South Carolina*			W	45	7
Sept. 19	ALABAMA**	NR/9		L	11	38
Sept. 26	at Memphis			W	6	22
Oct. 3	GEORGIA (HC)*	NR/16	JP	L	3	27
Oct. 10	at Tennessee*	NR/4	JP	W	25	24
Oct. 17	OLE MISS**			L	3	17
Oct. 31	at Auburn*			T	24	24
Nov. 7	at Mississippi State*	NR/19	JP	L	3	10
Nov. 21	SMU*			L	19	24
Nov. 27	LSU*		ESPN	W	30	6

* Southeastern Conference game

Little Rock, Ark.



DANNY FORD

5 seasons | 1993-97
26-30-1

The architect of Clemson's 1981 national championship, Danny Ford directed Arkansas to its first Southeastern Conference Western Division title and first SEC championship game appearance in 1995. His tenure included two on-the-field wins at Alabama, his alma mater, and another win over the Crimson Tide by NCAA sanction.

1993 • (6-4-1, 4-3-1 SEC - 2nd/West)

Captains: Kirk Botkin, Tyrone Chatman

DATE	OPPONENT	UA/OPP RK	TV	W L T	UA	OPP
Sept. 4	at SMU			W	10	6
Sept. 11	SOUTH CAROLINA*	NR/19		W	18	17
Sept. 18	at Alabama*	NR/2	JP	W	3	43
Sept. 25	MEMPHIS*			L	0	6
Oct. 2	at Georgia*			W	20	10
Oct. 9	TENNESSEE**	NR/11	JP	L	14	28
Oct. 16	at Ole Miss**		JP	L	0	19
Oct. 30	AUBURN (HC)*			L	21	31
Nov. 6	MISSISSIPPI STATE**			T	13	13
Nov. 13	TULSA			W	24	11
Nov. 27	at LSU*		ESPN	W	42	24

* Southeastern Conference game

Little Rock, Ark.

* Jackson, Miss.



SEASON-BY-SEASON RESULTS

1994 • (4-7, 2-6 SEC - T-4th/West)

Captains: Jason Allen, Willie Johnson

DATE	OPPONENT	UA/OPP RK	TV	W L T	UA	OPP
Sept. 3	SMU*			W	34	14
Sept. 10	at South Carolina*			L	0	14
Sept. 17	ALABAMA*	NR/12	ABC	L	6	13
Sept. 25	at Memphis			L	15	16
Oct. 1	VANDERBILT*			W	42	6
Oct. 8	at Tennessee*			L	21	38
Oct. 15	OLE MISS (HC)*			W	31	7
Oct. 29	at Auburn*	NR/4	JP	L	14	31
Nov. 5	at Mississippi State*	NR/24	JP	L	7	17
Nov. 12	NORTHERN ILLINOIS			W	30	27
Nov. 26	LSU*			L	12	30

* Southeastern Conference game
* Little Rock, Ark.

1995 • (8-5, 6-2 SEC - 1st/West)

SEC WESTERN DIVISION CHAMPION

Captains: Steve Conley, Barry Lunney Jr.

DATE	OPPONENT	UA/OPP RK	TV	W L T	UA	OPP
Sept. 2	at SMU			L	14	17
Sept. 9	SOUTH CAROLINA*			W	51	21
Sept. 16	at Alabama*	NR/13	JP	W	20	19
Sept. 23	MEMPHIS*			W	27	20
Sept. 30	at Vanderbilt*	23/NR		W	35	7
Oct. 7	TENNESSEE (HC)*	18/10		L	31	49
Oct. 14	at Ole Miss*#			W	13	6
Oct. 28	AUBURN*	NR/11	ESPN	W	30	28
Nov. 4	MISSISSIPPI STATE*	18/NR	JP	W	26	21
Nov. 11	LOUISIANA-LAFAYETTE	15/NR		W	24	13
Nov. 18	at LSU*	14/NR	ABC	L	0	28
Dec. 2	vs. Florida*	23/2	ABC	L	3	34
Dec. 30	vs. North Carolina*	24/NR	TBS	L	10	20

* Southeastern Conference
* Little Rock, Ark.
Memphis, Tenn.
< 1995 SEC Championship Game (Atlanta, Ga.)
< 1995 Carquest Bowl (Miami, Fla.)

1996 • (4-7, 2-6 SEC - 5th/West)

Captains: Scott Rivers, Mark Smith

DATE	OPPONENT	UA/OPP RK	TV	W L T	UA	OPP
Sept. 7	SMU			L	10	23
Sept. 21	ALABAMA*	NR/13	JP	L	7	17
Sept. 28	LOUISIANA-MONROE			W	38	21
Oct. 5	FLORIDA*	NR/1	JP	L	7	42
Oct. 12	LOUISIANA TECH*			W	38	21
Oct. 19	at South Carolina*			L	17	23
Nov. 2	at Auburn*		ESPN2	L	7	28
Nov. 9	OLE MISS (HC)*			W	13	7
Nov. 16	at Tennessee*	NR/12	JP	L	14	55
Nov. 23	at Mississippi State*		W (OT)	W	16	13
Nov. 29	LSU*	NR/19	CBS	L	7	17


* Southeastern Conference game
* Little Rock, Ark.

1997 • (4-7, 2-6 SEC - T-5th/West)

Captains: Ken Anderson, Anthony Eubanks

DATE	OPPONENT	UA/OPP RK	TV	W L T	UA	OPP
Sept. 6	LOUISIANA-MONROE			W	28	16
Sept. 13	vs. SMU#			L	9	31
Sept. 20	at Alabama*	NR/11	JP	W	17	16
Sept. 27	LOUISIANA TECH*			W	17	13
Oct. 4	at Florida*	NR/1	ESPN2	L	7	56
Oct. 18	SOUTH CAROLINA*			L	13	39
Oct. 25	AUBURN (HC)*	NR/11	ESPN2	L	21	26
Nov. 6	at Ole Miss*		ESPN	L	9	19
Nov. 15	TENNESSEE*	NR/5	ESPN2	L	22	30
Nov. 22	MISSISSIPPI STATE*	NR/14		W	17	7
Nov. 28	at LSU*	NR/17	CBS	L	21	31

* Southeastern Conference game
* Little Rock, Ark.
Shreveport, La.



HOUSTON NUTT

10 seasons | 1998-2007
75-49

Houston Nutt was the third Arkansas head coach to take the Razorbacks to a bowl game in each of his first six seasons. He led the Hogs to three SEC Western Division crowns, eight bowl games, two bowl victories, three final national rankings and four nine-win seasons. Nutt's 8-0 start in 1998 marked the best debut ever for a UA head coach and helped UA reach its first New Year's Day game since 1990. In 2001 and 2006, Nutt was voted SEC Coach of the Year by the Associated Press and league coaches.

1998 • (9-3, 6-2 SEC - T-1st/West)

SEC WESTERN DIVISION CO-CHAMPION • 16th AP/17th USA Today

Captains: Brandon Bursworth, Grant Garrett, Ryan Hale, Madre Hill

DATE	OPPONENT	UA/OPP RK	TV	W L T	UA	OPP
Sept. 5	LOUISIANA-LAFAYETTE			W	38	17
Sept. 19	SMU*			W	44	17
Sept. 26	ALABAMA*	NR/22	ESPN2	W	42	6
Oct. 3	KENTUCKY**	22/NR	ESPN2	W	27	20
Oct. 10	at Memphis	20/NR	FX	W	23	9
Oct. 17	at South Carolina*	17/NR		W	41	28
Oct. 31	at Auburn*	14/NR		W	24	21
Nov. 7	OLE MISS (HC)*	11/NR	JP	W	34	0
Nov. 14	at Tennessee*	10/1	CBS	L	24	28
Nov. 21	at Mississippi State*	9/NR	JP	L	21	22
Nov. 27	LSU*	13/NR	CBS	W	41	14
Jan. 1	vs. Michigan*	11/15	ABC	L	31	45

* Southeastern Conference game
* Little Rock, Ark.
> 1999 Florida Citrus Bowl (Orlando, Fla.)

1999 • (8-4, 4-4 SEC - T-3rd/West)

17th AP/19th USA Today

Captains: David Barrett, Kenoy Kennedy, Anthony Lucas, Clint Stoerner

DATE	OPPONENT	UA/OPP RK	TV	W L T	UA	OPP
Sept. 4	at SMU	18/NR		W	26	0
Sept. 18	LOUISIANA-MONROE*	15/NR		W	44	6
Sept. 25	at Alabama*	14/NR	CBS	L	28	35
Oct. 2	at Kentucky*	20/NR		L	20	31
Oct. 9	MIDDLE TENNESSEE ST.			W	58	6
Oct. 16	SOUTH CAROLINA*			W	48	14
Oct. 30	AUBURN (HC)*		JP	W	34	10
Nov. 6	at Ole Miss*	NR/23	ESPN2	L	16	38
Nov. 13	TENNESSEE*	NR/3	JP	W	28	24
Nov. 20	MISSISSIPPI STATE*	22/12	ESPN2	W	14	9
Nov. 26	at LSU*	17/NR	CBS	L	10	35
Jan. 1	vs. Texas*	24/14	Fox	W	27	6

* Southeastern Conference game
* Little Rock, Ark.
> 2000 Cotton Bowl (Dallas, Texas)

2000 • (6-6, 3-5 SEC - T-5th/West)

Captains: Quinton Caver, Randy Garner, Michael Snowden, Rod Stinson

DATE	OPPONENT	UA/OPP RK	TV	W L T	UA	OPP
Sept. 2	MISSOURI STATE*			W	38	0
Sept. 16	BOISE STATE*			W	38	31
Sept. 23	ALABAMA*		ESPN2	W	28	21
Sept. 30	GEORGIA*	NR/25	JP	L	7	38
Oct. 7	LOUISIANA-MONROE (HC)			W	52	6
Oct. 14	at South Carolina*	NR/24	JP	L	7	27
Oct. 28	at Auburn*	NR/25		L	19	21
Nov. 4	OLE MISS*			L	24	38
Nov. 11	at Tennessee*		JP	L	20	63
Nov. 18	at Mississippi State*	NR/13		W (OT)	17	10
Nov. 24	LSU*	NR/24	CBS	W	14	3
Dec. 21	vs. UNLV*		ESPN2	L	14	31

* Southeastern Conference game
* Little Rock, Ark.
> Las Vegas Bowl IX (Las Vegas, Nev.)

2001 • (7-5, 4-4 SEC - T-3rd/West)

Captains: Curt Davis, Carlos Hall, Kenny Sandlin, La'Zerius White

DATE	OPPONENT	UA/OPP RK	TV	W L T	UA	OPP
Aug. 30	UNLV*		ESPN	W	14	10
Sept. 8	TENNESSEE*	NR/8	ESPN2	L	3	13
Sept. 22	at Alabama*		CBS	L	10	31
Sept. 29	at Georgia*		ESPN2	L	23	34
Oct. 6	WEBER ST.			W	42	19
Oct. 13	SOUTH CAROLINA*	NR/9	CBS	W	10	7
Oct. 27	AUBURN*	NR/17	JP	W	42	17
Nov. 3	at Ole Miss*		ESPN2	W (7 OT)	58	56
Nov. 10	UCF (HC)			W	27	20
Nov. 17	MISSISSIPPI STATE*			W	24	21
Nov. 23	at LSU*	24/NR	CBS	L	38	41
Jan. 1	vs. Oklahoma*	NR/10	Fox	L	3	10

* Southeastern Conference game
* Little Rock, Ark.
> 2002 Cotton Bowl (Dallas, Texas)

2002 • (9-5, 5-3 SEC - T-1st/West)

SEC WESTERN DIVISION CO-CHAMPION

Captains: Richie Butler, Chuck Nalley, Sparky Hamilton, Raymond House, Fred Talley, Gavin Walls

DATE	OPPONENT	UA/OPP RK	TV	W L T	UA	OPP
Sept. 7	BOISE STATE			W	41	14
Sept. 14	SOUTH FLORIDA*			W	42	3
Sept. 28	ALABAMA*		ESPN	L	12	30
Oct. 5	at Tennessee*	NR/10	ESPN	L (6 OT)	38	41
Oct. 12	at Auburn*	NR/24	JP	W	38	17
Oct. 19	KENTUCKY*			L	17	29
Oct. 26	OLE MISS (HC)*			W	48	28
Nov. 2	TROY*			W	23	0
Nov. 9	at South Carolina*		JP	W	23	0
Nov. 16	LOUISIANA-LAFAYETTE			W	24	17
Nov. 23	at Mississippi State*			W	26	19
Nov. 29	LSU*	NR/18	CBS	W	21	20
Dec. 7	vs. Georgia*	22/4	CBS	L	3	30
Dec. 30	vs. Minnesota*	25/NR	ESPN	L	14	29

* Southeastern Conference game
* Little Rock, Ark.
< 2002 SEC Championship Game (Atlanta, Ga.)
> 2002 Gaylord Hotels Music City Bowl (Nashville, Tenn.)

2003 • (9-4, 4-4 SEC - 4th/West)

Captains: Jimmy Beasley, Tony Bua, Bo Lacy, Caleb Miller, Justin Scott, George Wilson

DATE	OPPONENT	UA/OPP RK	TV	W L T	UA	OPP
Sept. 6	TULSA			W	45	13
Sept. 13	at Texas	NR/6	ABC	W	38	28
Sept. 20	NORTH TEXAS*	14/NR		W	31	7
Sept. 27	at Alabama*	9/NR	CBS	W (2 OT)	34	31
Oct. 11	AUBURN (HC)*	7/NR	JP	L	3	10
Oct. 18	FLORIDA*	11/NR	CBS	L	28	33
Oct. 25	at Ole Miss*	21/NR	ESPN2	L	7	19
Nov. 1	at Kentucky*		ESPN2	W (7 OT)	71	63
Nov. 6	SOUTH CAROLINA*		ESPN	W	28	6
Nov. 15	NEW MEXICO STATE			W	48	20
Nov. 22	MISSISSIPPI STATE*			W	52	6
Nov. 28	at LSU*	NR/3	CBS	L	24	55
Dec. 31	vs. Missouri*		ESPN	W	27	14

* Southeastern Conference game
* Little Rock, Ark.
> 2003 Mainstay Independence Bowl (Shreveport, La.)

2004 • (5-6, 3-5 SEC - T-3rd/West)

Captains: De'Cori Birmingham, Arrion Dixon, Steven Harris, Jeb Huckeba, Matt Jones, Marcus Whitmore

DATE	OPPONENT	UA/OPP RK	TV	W L T	UA	OPP
Sept. 4	NEW MEXICO STATE			W	63	13
Sept. 11	TEXAS	NR/7	ESPN	L	20	22
Sept. 18	LOUISIANA-MONROE*			W	49	20
Sept. 25	ALABAMA*		CBS	W	27	10
Oct. 2	at Florida*	NR/16	CBS	L	30	45
Oct. 16	at Auburn*	NR/4	CBS	L	20	38
Oct. 23	GEORGIA (HC)*	NR/10	ESPN2	L	14	20
Nov. 6	at South Carolina*		JP	L	32	35
Nov. 13	OLE MISS*		JP	W	35	3
Nov. 20	at Mississippi State*			W	24	21
Nov. 26	LSU*	NR/14	CBS	L	14	43

* Southeastern Conference game
* Little Rock, Ark.

2005 • (4-7, 2-6 SEC - 4th/West)

Captains: Pierre Brown, Kyle Dickerson, Brandon Kennedy, Kyle Roper, Vickiel Vaughn

DATE	OPPONENT	UA/OPP RK	TV	W L T	UA	OPP
Sept. 3	MISSOURI STATE			W	49	17
Sept. 10	VANDERBILT*			L	24	28
Sept. 17	at Southern California*	NR/1	FSN	L	17	70
Sept. 24	at Alabama*		JP	L	13	24
Oct. 8	LOUISIANA-MONROE*			W	44	15
Oct. 15	AUBURN*	NR/21		L	17	34
Oct. 22	at Georgia*	NR/4	JP	L	20	23
Nov. 5	SOUTH CAROLINA (HC)*		JP	L	10	14
Nov. 12	at Ole Miss*			W	28	17
Nov. 19	MISSISSIPPI STATE*			W	44	10
Nov. 25	at LSU*	NR/3	CBS	L	17	19

* Southeastern Conference game
* USC and Alabama later vacated wins due to NCAA Committee on Infractions penalty

SEASON-BY-SEASON RESULTS



2006 • (10-4, 7-1 SEC - 1st/West)

15th AP/16th USA Today

Captains: Keith Jackson, Sam Ojajubu, Desmond Sims, Zac Tubbs, Tony Ugoh,

Darius Vinnett

DATE	OPPONENT	UA/OPP RK	TV	W L T	UA	OPP
Sept. 2	SOUTHERN CALIFORNIA	NR/6	ESPN	L	14	50
Sept. 9	UTAH STATE			W	20	0
Sept. 16	at Vanderbilt*		LFS	W	21	19
Sept. 23	ALABAMA*		CBS	W (2 OT)	24	23
Oct. 7	at Auburn*	NR/2	CBS	W	27	10
Oct. 14	SE MISSOURI ST. (HC)	17/NR		W	63	7
Oct. 21	OLE MISS*	15/NR	LFS	W	38	3
Oct. 28	LOUISIANA-MONROE*	13/NR	ESPNU	W	44	10
Nov. 4	at South Carolina*	12/NR	ESPN	W	26	20
Nov. 11	TENNESSEE*	11/13	ESPN2	W	31	14
Nov. 18	at Mississippi State*	5/NR		W	28	14
Nov. 24	LSU**	5/9	CBS	L	26	31
Dec. 2	vs. Florida*	8/4	CBS	L	28	38
Jan. 1	vs. Wisconsin*	12/6	ABC	L	14	17

* Southeastern Conference game

& Little Rock, Ark.

> 2006 SEC Championship Game (Atlanta, Ga.)

> 2007 Capital One Bowl (Orlando, Fla.)

2007 • (8-5, 4-4 SEC - T-3rd/West)

Captains: Weston Dacus, Marcus Harrison, Robert Johnson, Marcus Monk,

Mattorial Richardson, Kevin Woods

DATE	OPPONENT	UA/OPP RK	TV	W L T	UA	OPP
Sept. 1	TROY	21/NR		W	46	26
Sept. 15	at Alabama**	16/NR	ESPN	L	38	41
Sept. 22	KENTUCKY*	NR/21	ESPN2	L	29	42
Sept. 29	NORTH TEXAS			W	66	7
Oct. 6	CHATTAHOOGA*			W	34	15
Oct. 13	AUBURN*	NR/22	ESPN	L	7	9
Oct. 20	at Ole Miss*			W	44	8
Oct. 27	FIU (HC)			W	58	10
Nov. 3	SOUTH CAROLINA*	NR/23	ESPN2	W	48	36
Nov. 10	at Tennessee*	NR/22	LFS	L	13	34
Nov. 17	MISSISSIPPI STATE**			W	45	31
Nov. 23	at LSU*	NR/1	CBS	W (3 OT)	50	48
Jan. 1	Missouri*	25/7	FOX	L	7	38

* Southeastern Conference game

& Little Rock, Ark.

> 2008 Cotton Bowl (Dallas, Texas)

& Reggie Herring served as interim head coach

& Alabama later vacated win due to NCAA Committee on Infractions penalty



BOBBY PETRINO
4 seasons | 2008-11
34-17

Bobby Petrino was introduced as the head coach of the Razorbacks on Dec. 11, 2007. In just his third season, he led Arkansas to the first BCS game in school history against Ohio State in the Allstate Sugar Bowl. In his final season, he took the Razorbacks to a school-record-tying 11 wins and the first top-five AP finish since 1977.

2008 • (5-7, 2-6 SEC - T-4th/West)

Captains: Casey Dick, Jonathan Luigs, Jamar Love, Malcolm Sheppard

DATE	OPPONENT	UA/OPP RK	TV	W L T	UA	OPP
Aug. 30	WESTERN ILLINOIS			W	28	24
Sept. 6	LOUISIANA-MONROE*		RSP	W	28	27
Sept. 20	ALABAMA*	NR/9	Raycom	L	14	49
Sept. 27	at Texas	NR/7	ABC	L	10	52
Oct. 4	FLORIDA*	NR/12	Raycom	L	7	38
Oct. 11	at Auburn*	NR/20	RSP	W	25	22
Oct. 18	at Kentucky*		ESPNU	L	20	21
Oct. 25	OLE MISS*		RSP	L	21	23
Nov. 1	TULSA (HC)	NR/19	RSP	W	30	23
Nov. 8	at South Carolina*		ESPN	L	21	34
Nov. 22	at Mississippi State*			L	28	31
Nov. 28	LSU**		CBS	W	31	30

* Southeastern Conference game

& Little Rock, Ark.

2009 • (8-5, 3-5 SEC - T-4th/West)

Captains: Adrian Davis, Wendel Davis, DeMarcus Love, Ryan Mallett, Malcolm Sheppard, Michael Smith

DATE	OPPONENT	UA/OPP RK	TV	W L T	UA	OPP
Sept. 5	MISSOURI STATE*		RSP	W	48	10
Sept. 19	GEORGIA*	NR/23	ESPN	L	41	52
Sept. 26	at Alabama*	NR/3	CBS	L	7	35
Oct. 3	vs. Texas A&M*		ESPN2	W	47	19
Oct. 10	AUBURN*	NR/17	ESPN	W	44	23
Oct. 17	at Florida*	NR/1	CBS	L	20	23
Oct. 24	at Ole Miss*		SEC-R	L	17	30
Oct. 31	EASTERN MICHIGAN (HC)		ESPN	W	63	27
Nov. 7	SOUTH CAROLINA*		SEC-R	W	33	16
Nov. 14	TROY		CSS	W	56	20
Nov. 21	MISSISSIPPI STATE**		SEC-R	W	42	21
Nov. 28	at LSU*	NR/17	ESPN	L (OT)	30	33
Jan. 2	vs. East Carolina*		ESPN	W (OT)	20	17

* Southeastern Conference game

& Little Rock, Ark.

> Arlington, Texas

> 2010 Liberty Bowl (Memphis, Tenn.)

2010 • (10-3, 6-2 SEC - T-2nd/West)

12th AP/12th USA Today

Captains: Jake Bequette, Ramon Broadway, Jerry Franklin, DeMarcus Love,

Ryan Mallett, D.J. Williams

DATE	OPPONENT	UA/OPP RK	TV	W L T	UA	OPP
Sept. 4	Tennessee Tech	17/NR	RSP	W	44	3
Sept. 11	LOUISIANA-MONROE*	14/NR	FSN	W	31	7
Sept. 18	at Georgia*	12/NR	ESPN	W	31	24
Sept. 25	ALABAMA*	10/1	CBS	L	20	24
Oct. 9	vs. Texas A&M*	11/NR	ABC	W	24	17
Oct. 16	at Auburn*	12/7	CBS	L	43	65
Oct. 23	OLE MISS*	21/NR	SEC-R	W	38	24
Oct. 30	VANDERBILT (HC)*	19/NR	FSN	W	49	14
Nov. 6	at South Carolina*	17/18	ESPN	W	41	20
Nov. 13	UTEP	14/NR	ESPNU	W	58	21
Nov. 20	at Mississippi State*	13/22	ESPN	W (2OT)	38	31
Nov. 27	LSU**	12/6	CBS	W	31	23
Jan. 4	vs. Ohio State*	8/6	ESPN	L	26	31

* Southeastern Conference game

& Little Rock, Ark.

> Arlington, Texas

> 2011 Sugar Bowl (New Orleans, La.)

& Ohio State later vacated win due to NCAA investigation

2011 • (11-2, 6-2 SEC - 3rd/West)

5th AP/5th USA Today

Captains: Jake Bequette, Knile Davis, Jerry Franklin, Jerico Nelson, Tyler Wilson,

Jarius Wright


DATE	OPPONENT	UA/OPP RK	TV	W L T	UA	OPP
Sept. 3	MISSOURI STATE	15/NR	RSP	W	51	7
Sept. 10	NEW MEXICO*	14/NR	ESPNU	W	52	3
Sept. 17	TROY	14/NR	CSS	W	38	28
Sept. 24	at Alabama*	14/3	CBS	L	14	38
Oct. 1	vs. Texas A&M*	18/14	ESPN	W	42	38
Oct. 8	AUBURN*	10/15	ESPN	W	38	14
Oct. 22	at Ole Miss*	10/NR	SEC-R	W	29	24
Oct. 29	at Vanderbilt*	8/NR	SEC-R	W	31	28
Nov. 5	SOUTH CAROLINA (HC)*	8/10	ESPN	W	44	28
Nov. 12	TENNESSEE*	8/NR	ESPN2	W	49	7
Nov. 19	MISSISSIPPI STATE**	6/NR	CBS	W	44	17
Nov. 25	at LSU*	3/1	CBS	L	17	41
Jan. 6	vs. Kansas State*	7/11	FOX	W	29	16

* Southeastern Conference game

& Little Rock, Ark.

> Arlington, Texas

> 2012 Cotton Bowl (Arlington, Texas)



JOHN L. SMITH
1 season | 2012
4-8

On April 23, 2012, John L. Smith returned to Arkansas as the Razorbacks' head coach for the 2012 season. Smith, who was an assistant at Arkansas from 2009-11, was named a head coach for the sixth time in his career after stops at Idaho, Utah State, Louisville, Michigan State and Weber State.

2012 • (4-8, 2-6 SEC - 6th/West)

Captains: Alfred Davis, Knile Davis, Alonzo Highsmith, Travis Swanson,

Tyler Wilson, Tenarius Wright

DATE	OPPONENT	UA/OPP RK	TV	W L T	UA	OPP
Sept. 1	JACKSONVILLE ST.	10/NR	PPV	W	49	24
Sept. 8	LOUISIANA-MONROE*	8/NR	ESPNU	L (OT)	31	34
Sept. 15	ALABAMA*	NR/1	CBS	L	0	52
Sept. 22	RUTGERS		ESPNU	L	26	35
Sept. 29	at Texas A&M*		SEC-R	L	10	58
Oct. 6	at Auburn*		ESPN2	W	24	7
Oct. 13	KENTUCKY*		FSN	W	49	7
Oct. 27	OLE MISS**		SEC-R	L	27	30
Nov. 3	TULSA (HC)		SEC-R	W	19	15
Nov. 10	at South Carolina*	NR/12	CBS	L	20	38
Nov. 17	at Mississippi State*		SEC-R	L	14	45
Nov. 23	LSU*	NR/8	CBS	L	13	20

* Southeastern Conference game

& Little Rock, Ark.

& Ole Miss later vacated win due to NCAA Committee on Infractions penalty



BRET BIELEMA
5 seasons | 2013-17
29-34

Named the 32nd head coach in program history in December of 2012, Bielema came to Arkansas after having spent seven years as head coach at Wisconsin. He led Arkansas to three straight bowl appearances, highlighted by wins over Texas at the 2014 Texas Bowl and Kansas State at the 2016 Liberty Bowl. In 2014, Arkansas became the first unranked team in college football history to post back-to-back shutouts over ranked opponents in blanking No. 20 LSU and No. 8 Ole Miss.

2013 • (3-9, 0-8 SEC - 7th/West)

Captains: Kiero Small, Travis Swanson, Chris Smith, Robert Thomas

DATE	OPPONENT	UA/OPP RK	TV	W L T	UA	OPP
Aug. 31	LOUISIANA-LAFAYETTE		FSN	W	34	14
Sept. 7	SAMFORD*		PPV	W	31	21
Sept. 14	SOUTHERN MISS		SEC-R	W	24	3
Sept. 21	at Rutgers		ESPN	L	24	28
Sept. 28	TEXAS A&M*	NR/10	ESPN2	L	33	45
Oct. 5	at Florida*	NR/18	ESPN2	L	10	30
Oct. 12	SOUTH CAROLINA (HC)*	NR/14	SEC-R	L	7	52
Oct. 19	at Alabama*	NR/1	ESPN	L	0	52
Nov. 2	AUBURN*	NR/8	ESPN2	L	17	35
Nov. 9	at Ole Miss**		SEC-R	L	24	34
Nov. 23	MISSISSIPPI STATE**		SEC-R	L (OT)	17	24
Nov. 29	at LSU*	NR/15	CBS	L	27	31

* Southeastern Conference game

& Little Rock, Ark.

& Ole Miss later vacated win due to NCAA Committee on Infractions penalty

2014 • (7-6, 2-6 SEC - 7th/West)

Captains: Brandon Allen, Brey Cook, Trey Flowers, Alan Turner

DATE	OPPONENT	UA/OPP RK	TV	W L T	UA	OPP
Aug. 30	at Auburn*	NR/6	SECN	L	21	45
Sept. 6	NICHOLLS		SECN-Ait	W	73	7
Sept. 13	at Texas Tech		ABC	W	49	28
Sept. 20	NORTHERN ILLINOIS		ESPNU	W	52	14
Sept. 27	vs. Texas A&M**	NR/6	CBS	L (OT)	28	35
Oct. 11	ALABAMA*	NR/7	ESPN2	L	13	14
Oct. 18	GEORGIA**	NR/10	SECN	L	32	45
Oct. 25	UAB (HC)		SECN	W	45	17
Nov. 1	at Mississippi State*	NR/1	ESPN2	L	10	17
Nov. 15	LSU*	NR/20	ESPN2	W	17	0
Nov. 22	OLE MISS*	NR/8	CBS	W	30	0
Nov. 28	at Missouri*	NR/17	CBS	L	14	21
Dec. 29	vs. Texas*		ESPN	W	31	7

* Southeastern Conference game

& Little Rock, Ark.

> Arlington, Texas

> 2014 AdvoCare V100 Texas Bowl (Houston, Texas)



SEASON-BY-SEASON RESULTS

2015 • (8-5, 5-3 SEC - 3rd/West)

Captains: Brandon Allen, Jonathan Williams, Brooks Ellis, JaMichael Winston

DATE	OPPONENT	UA/OPP RK	TV	W L T	UA	OPP
Sept. 5	UTEP	18/NR	ESPN	W	48	13
Sept. 12	TOLEDO*	18/NR	SECN-AIT	L	12	16
Sept. 19	TEXAS TECH		ESPN2	L	24	35
Sept. 26	vs. Texas A&M**	NR/14	ESPN	L (OT)	21	28
Oct. 3	at Tennessee*		ESPN2	W	24	20
Oct. 10	at Alabama*	NR/8	ESPN	L	14	27
Oct. 24	AUBURN*		SECN	W (4 OT)	54	46
Oct. 31	UT MARTIN (HC)		SECN	W	63	28
Nov. 7	at Ole Miss*	NR/19	CBS	W (OT)	53	52
Nov. 14	at LSU*	NR/9	ESPN	W	31	14
Nov. 21	MISSISSIPPI STATE*		ESPN	L	50	51
Nov. 27	MISSOURI*		CBS	W	28	3
Jan. 2	vs. Kansas State*		ESPN	W	45	23

* Southeastern Conference game
 + Little Rock, Ark.
 * Arlington, Texas
 > 2016 AutoZone Liberty Bowl (Memphis, Tenn)

2016 • (7-6, 3-5 SEC - T-5th/West)

Captains: Brooks Ellis, Dan Skipper, Kody Walker, Deatrich Wise Jr.

DATE	OPPONENT	UA/OPP RK	TV	W L T	UA	OPP
Sept. 3	LOUISIANA TECH		SECN	W	21	20
Sept. 10	at TCU	NR/15	ESPN	W (2 OT)	41	38
Sept. 17	TEXAS STATE	24/NR	SECN-AIT	W	42	3
Sept. 24	vs. Texas A&M**	T7/10	ESPN	L	24	45
Oct. 1	ALCORN STATE*	20/NR	SECN-AIT	W	52	10
Oct. 8	ALABAMA*	16/1	ESPN	L	30	49
Oct. 15	OLE MISS* (HC)	22/12	ESPN	W	34	30
Oct. 22	at Auburn*	T7/21	ESPN	L	3	56
Nov. 5	FLORIDA*	NR/10	CBS	W	31	10
Nov. 12	LSU*	NR/19	ESPN	L	10	38
Nov. 19	at Mississippi State*		ESPNU	W	58	42
Nov. 25	at Missouri*		CBS	L	24	28
Dec. 29	vs. Virginia Tech*	NR/18	ESPN	L	24	35

* Southeastern Conference game
 + Little Rock, Ark.
 * Arlington, Texas
 > 2016 Belk Bowl (Charlotte, N.C.)

2017 • (4-8, 1-7 SEC - 7th/West)

Captains: Austin Allen, Frank Ragnow, Santos Ramirez, Kevin Richardson II

DATE	OPPONENT	UA/OPP RK	TV	W L T	UA	OPP
Aug. 31	FLORIDA A&M*		SECN	W	49	7
Sept. 9	TCU	NR/23	CBS	L	7	28
Sept. 23	vs. Texas A&M**		ESPN	L (OT)	43	50
Sept. 30	NEW MEXICO STATE		SECN	W	42	24
Oct. 7	at South Carolina*		SECN	L	22	48
Oct. 14	at Alabama*	NR/1	ESPN	L	9	41
Oct. 21	AUBURN*	NR/21	SECN	L	20	52
Oct. 28	at Ole Miss*		SECN	W	38	37
Nov. 4	COASTAL CAROLINA (HC)		SECN-AIT	W	39	38
Nov. 11	at LSU*	NR/24	ESPN	L	10	33
Nov. 18	MISSISSIPPI STATE*	NR/17	CBS	L	21	28
Nov. 24	MISSOURI*		CBS	L	45	48

* Southeastern Conference game
 + Little Rock, Ark.
 * Arlington, Texas



CHAD MORRIS
 2 seasons | 2018-19
 4-18

Chad Morris was named the 33rd head football in University of Arkansas history on Dec. 6, 2017. Under Morris' fast-paced, no-huddle spread attack from 2010-14, Clemson shattered 127 offensive records (89 individual 38 team). During his three seasons at SMU (2015-17), Morris turned a 1-11 program before he took over to the program's first bowl bid since 2012 in 2017.

2018 • (2-10, 0-8 SEC - 7th/West)

Captains: Hjalte Froholdt, Dre Greenlaw, DeJon Harris, Santos Ramirez

DATE	OPPONENT	UA/OPP RK	TV	W L T	UA	OPP
Sept. 1	EASTERN ILLINOIS		SECN	W	55	20
Sept. 8	at Colorado State		CBSSN	L	27	34
Sept. 15	NORTH TEXAS		SECN-AIT	L	17	44
Sept. 22	at Auburn*	NR/9	SECN	L	3	34
Sept. 29	vs. Texas A&M**		ESPN	L	17	24
Oct. 6	ALABAMA*	NR/1	ESPN	L	31	65
Oct. 13	OLE MISS*		SECN	L	33	37
Oct. 20	TULSA (HC)		SECN	W	23	0
Oct. 27	VANDERBILT*		SECN	L	31	45
Nov. 10	LSU*	NR/9	SECN	L	17	24
Nov. 17	at Mississippi State*	NR/25	ESPN	L	6	52
Nov. 23	at Missouri*		CBS	L	0	38

* Southeastern Conference game
 + Little Rock, Ark.
 * Arlington, Texas

2019 • (2-10, 0-8 SEC - 7th/West)

Captains: McTelvin Agim, DeJon Harris, T.J. Smith

DATE	OPPONENT	UA/OPP RK	TV	W L T	UA	OPP
Aug. 31	PORTLAND STATE		SECN	W	20	13
Sept. 7	at Ole Miss*		SECN	L	17	31
Sept. 14	COLORADO STATE		SECN	W	55	34
Sept. 21	SAN JOSE STATE		SECN	L	24	31
Sept. 28	vs. Texas A&M**	NR/23	ESPN	L	27	31
Oct. 12	at Kentucky*		SECN	L	20	24
Oct. 19	AUBURN*	NR/11	SECN	L	10	51
Oct. 26	at Alabama*	NR/1	ESPN	L	7	48
Nov. 2	MISSISSIPPI STATE* (HC)		SECN	L	24	54
Nov. 9	WESTERN KENTUCKY		SECN	L	19	45
Nov. 23	at LSU*&	NR/1	ESPN	L	20	56
Nov. 29	MISSOURI*&		CBS	L	14	24

* Southeastern Conference game
 + Little Rock, Ark.
 * Arlington, Texas
 & Barry Lunnery Jr. served as interim head coach



SAM PITTMAN
 5 seasons | 2020-present
 30-31

On Dec. 9, 2019, Sam Pittman was introduced as the 34th head coach in program history. Pittman has restored the pride in the program quickly, leading the Razorbacks back to a bowl game in 2021 and winning the most games in a decade. His second team also made history, winning four trophies for the first time in school history, claiming the Southwest Classic, Golden Boot, Battle Line Rivalry and Outback Bowl.

2020 • (3-7, 3-7 SEC - 5th/West)

Captains: Rakeem Boyd, Myron Cunningham, Feleipe Franks, Grant Morgan, Jonathan Marshall

DATE	OPPONENT	UA/OPP RK	TV	W L T	UA	OPP
Sept. 26	GEORGIA*	NR/4	SECN	L	10	37
Oct. 3	at Mississippi State*	NR/16	SECN-AIT	W	21	14
Oct. 10	at Auburn*	NR/13	ESPN	L	28	30
Oct. 17	OLE MISS*		SECN	W	33	21
Oct. 31	at Texas A&M**	NR/8	SECN	L	31	42
Nov. 7	TENNESSEE*		SECN	W	24	13
Nov. 14	at Florida*	NR/6	ESPN	L	35	63
Nov. 21	LSU*		SECN	L	24	27
Dec. 5	at Missouri*		SECN	L	48	50
Dec. 12	ALABAMA*	NR/1	ESPN	L	3	52
Dec. 31	vs. TCU-\$					

* Southeastern Conference game
 > 2020 Mercari Texas Bowl (Houston, Texas)
 \$ Canceled

2021 • (9-4, 4-4 SEC - 3rd/West)

21st AP/20th USA Today

Captains: Jalen Catalon, Myron Cunningham, Joe Foucha, KJ Jefferson, Grant Morgan

DATE	OPPONENT	UA/OPP RK	TV	W L T	UA	OPP
Sept. 4	RICE		SECN+	W	38	17
Sept. 11	TEXAS	NR/15	ESPN	W	40	21
Sept. 18	GEORGIA SOUTHERN	20/NR	SECN	W	45	10
Sept. 25	vs. Texas A&M**	16/7	CBS	W	20	10
Oct. 2	at Georgia*	8/2	ESPN	L	0	37
Oct. 9	at Ole Miss*	13/17	ESPN	L	51	52
Oct. 16	AUBURN* (HC)	17/NR	CBS	L	23	38
Oct. 23	UAB*		SECN	W	45	3
Nov. 6	MISSISSIPPI STATE*		SECN	W	31	28
Nov. 13	at LSU*		SECN	W (OT)	16	13
Nov. 20	at Alabama*	21/2	CBS	L	35	42
Nov. 26	MISSOURI*	25/NR	CBS	W	34	17
Jan. 1	vs. Penn State*	22/NR	ESPN2	W	24	10

* Southeastern Conference game
 > 2022 Outback Bowl (Tampa, Fla.)
 + Little Rock, Ark.
 * Arlington, Texas

2022 • (7-6, 3-5 SEC - 5th/West)

Captains: Simeon Blair, Jalen Catalon, KJ Jefferson, BUMPER POOL, Dalton Wagner

DATE	OPPONENT	UA/OPP RK	TV	W L T	UA	OPP
Sept. 3	CINCINNATI	19/23	ESPN	W	31	24
Sept. 10	SOUTH CAROLINA*	16/RV	ESPN	W	44	30
Sept. 17	MISSOURI STATE	10/-	SECN+	W	38	27
Sept. 24	vs. Texas A&M**	10/23	ESPN	L	21	23
Oct. 1	ALABAMA*	20/2	CBS	L	26	49
Oct. 8	at Mississippi State*	RV/23	SECN	L	17	40
Oct. 15	at BYU	NR/RV	ESPN	W	52	35
Oct. 29	at Auburn*	RV/NR	SECN	W	41	27
Nov. 5	LIBERTY (HC)	RV/23	SECN	L	19	21
Nov. 12	LSU*	NR/7	ESPN	L	10	13
Nov. 19	OLE MISS*	NR/14	SECN	W	42	27
Nov. 25	at Missouri*	RV/NR	CBS	L	27	29
Dec. 28	vs. Kansas*		ESPN	W (3OT)	55	53

* Southeastern Conference game
 > 2022 AutoZone Liberty Bowl (Memphis, Tenn.)
 * Arlington, Texas

2023 • (4-8, 1-7 SEC - 7th/West)

Captains: Landon Jackson, Trajan Jeffcoat, KJ Jefferson, Brady Latham, Cam Little, Raheim Sanders

DATE	OPPONENT	UA/OPP RK	TV	W L T	UA	OPP
Sept. 2	Western Carolina*	RV/NR	SECN+	W	56	13
Sept. 9	KENT STATE	RV/NR	SECN	W	28	6
Sept. 16	BYU	RV/NR	ESPN2	L	31	38
Sept. 23	at LSU	NR/12	ESPN	L	31	34
Sept. 30	vs. Texas A&M**	NR/RV	SECN	L	22	34
Oct. 7	at Ole Miss*	NR/16	SECN	L	20	27
Oct. 14	at Alabama*	NR/11	ESPN	L	21	24
Oct. 21	MISSISSIPPI STATE* (HC)		ESPN	L	3	7
Nov. 4	at Florida*		ESPN2	W (OT)	39	36
Nov. 11	AUBURN*		SECN	L	10	48
Nov. 18	FIU		ESPNU	W	44	20
Nov. 24	MISSOURI*	NR/10	CBS	L	14	48

* Southeastern Conference game
 + Little Rock, Ark.

2024 • (7-6, 3-5 SEC - T10th)

Captains: Cam Ball, Taylen Green, Landon Jackson

DATE	OPPONENT	UA/OPP RK	TV	W L T	UA	OPP
Aug. 29	UAB*		ESPNU	W	70	0
Sept. 7	at Oklahoma State	RV/16	ABC	L (2OT)	31	39
Sept. 14	UAB		SECN	W	37	27
Sept. 21	at Auburn*		ESPN	W	24	14
Sept. 28	vs. Texas A&M**	RV/24	ESPN	L	17	21
Oct. 5	TENNESSEE*	NR/4	ABC	W	19	14
Oct. 19	LSU* (HC)	RV/8	ESPN	L	10	34
Oct. 26	at Mississippi State*		SECN	W	58	25
Nov. 2	OLE MISS*	RV/19	ESPN	L	31	63
Nov. 16	TEXAS*	NR/3	ABC	L	10	20
Nov. 23	LOUISIANA TECH		SECN+	W	35	14
Nov. 30	at Missouri*	NR/24	SECN	L	26	39
Dec. 27	vs. Texas Tech*		ESPN	W	39	26

* Southeastern Conference game
 + Little Rock, Ark.
 > 2024 AutoZone Liberty Bowl (Memphis, Tenn.)



AGAINST ALL OPPONENTS

ALL-TIME RECORDS

In Season Openers131 (103-24-4 [.802])

On Homecoming.....103 (61-38-4 [.612])

*Bowl game

OPPONENT	W	L	T	FIRST MEETING	LAST MEETING
Abilene Christian	1	0	0	1948	1948
Air Force	1	0	0	1975	1975
Alabama	8	26	0	1961*	2023
Alabama-Birmingham	2	0	0	2014	2024
Alcorn State	1	0	0	2016	2016
Arkansas A&M	1	0	0	1944	1944
Arkansas-Pine Bluff	2	0	0	2021	2024
Arizona State	2	0	0	1951	1985*
Auburn	13	20	1	1984*	2024
Austin College	2	0	0	1913	1927
Barksdale Field	1	0	0	1945	1945
Baylor	35	33	2	1904	1991
Boise State	2	0	0	2000	2002
BYU	1	1	0	2022	2023
California	1	0	0	1971	1971
Camp Pike	0	1	0	1918	1918
Centenary	3	1	2	1926	1933*
Central Arkansas	2	0	0	1923	1926
Central Florida	1	0	0	2001	2001
Central Missouri State	1	0	0	1917	1917
Central Oklahoma State	2	0	0	1937	1939
Chattanooga	1	0	0	2007	2007
Chicago	0	0	1	1931	1931
Chiloco College	1	1	0	1905	1906
Cincinnati	1	0	0	2022	2022
The Citadel	0	1	0	1992	1992
Coastal Carolina	1	0	0	2017	2017
College of the Ozarks	8	0	0	1927	1935
Colorado State	4	1	0	1974	2019
Dallas Medics	0	1	0	1904	1904
Detroit	2	0	0	1941	1942
Drury College	13	5	2	1896	1923
Duke	0	1	0	1960*	1960*
East Carolina	1	0	0	2009*	2009*
East Central Oklahoma	4	0	0	1929	1941
East Texas State	1	0	0	1948	1948
Eastern Illinois	1	0	0	2018	2018
Eastern Michigan	1	0	0	2009	2009
Fairmont College	2	0	0	1904	1909
Florida	3	10	0	1982*	2023
Florida A&M	1	0	0	2017	2017
Florida International	2	0	0	2007	2023
Fordham	0	1	0	1940	1940
Ft. Scott (Kan.) High	2	2	0	1898	1904
Ft. Smith (Ark.) High	8	0	0	1894	1904
George Washington	0	1	1	1936	1937
Georgia	4	12	0	1968*	2021
Georgia Southern	1	0	0	2021	2021
Georgia Tech	1	1	0	1954*	1959*
Hardin-Simmons	3	0	0	1956	1962
Haskell College	1	0	1	1907	1908

OPPONENT	W	L	T	FIRST MEETING	LAST MEETING
Hawaii	1	0	0	1987	1987
Henderson State	6	0	0	1908	1929
Hendrix College	15	0	2	1911	1933
Houston	12	6	0	1952	1991
Iowa	0	1	0	1925	1925
Iowa State	1	0	0	1973	1973
Jacksonville State	1	0	0	2012	2012
Joplin (Mo.) High	1	0	1	1899	1901
Kansas	1	2	0	1905	2022*
Kansas City Medics	1	1	0	1901	1905
Kansas State	2	3	0	1910	2015*
Kent State	1	0	0	2023	2023
Kentucky	3	5	0	1998	2019
Kingfisher College	1	0	0	1902	1902
Liberty	0	1	0	2022	2022
Little Rock (Ark.) High	0	1	0	1901	1901
Louisiana	5	0	0	1991	2013
Louisiana-Monroe	9	1	0	1996	2012
Louisiana Tech	5	0	0	1901	2024
LSU	23	45	2	1901	2024
Memphis	2	3	0	1992	1998
Miami (Fla.)	0	3	0	1987	1991
Michigan	0	1	0	1998*	1998*
Middle Tennessee	1	0	0	1999	1999
Minnesota	0	1	0	2002*	2002*
Mississippi State	19	15	1	1916	2024
Missouri	4	12	0	1906	2024
Missouri State	8	0	0	1911	2022
Missouri-Rolla	15	4	0	1902	1943
Monticello Navy	0	1	0	1943	1943
Navy	2	0	0	1982	1984
Nebraska	1	0	0	1964*	1964*
Neosho (Mo.) High	1	0	0	1902	1902
New Mexico	3	0	0	1983	2011
New Mexico State	6	0	0	1977	2017
Nicholls	1	0	0	2014	2014
Northeastern (Okla.) St.	1	0	0	1924	1924
Norman Navy	0	1	0	1944	1944
North Carolina	0	2	0	1981*	1995*
Northern Illinois	2	0	0	1994	2014
North Texas	9	1	0	1947	2018
Northwestern	1	0	0	1981	1981
Northwestern (La.) St.	3	0	0	1946	1961
Ohio State	0	1	0	2010*	2010*
Oklahoma	4	9	1	1899	2001*
Oklahoma Baptist	2	1	0	1925	1933
Oklahoma Mines	1	0	0	1916	1916
Oklahoma State	30	16	1	1912	2024
Ole Miss	38	30	1	1908	2024
Ouachita College	6	2	1	1897	1923
Pacific	1	0	0	1988	1988

OPPONENT	W	L	T	FIRST MEETING	LAST MEETING
Penn State	1	0	0	2022*	2022*
Phillips College	4	0	1	1920	1925
Pierce City College	1	2	0	1900	1902
Pittsburg (Kan.) State	4	0	0	1908	1936
Portland State	1	0	0	2019	2019
Rhodes College	1	0	0	1928	1928
Rice	36	29	3	1919	2021
Rutgers	0	2	0	2012	2013
Saint Louis	1	2	1	1907	1915
Samford	1	0	0	2013	2013
San Jose State	0	1	0	2019	2019
Santa Clara	0	2	0	1938	1951
South Carolina	14	10	0	1992	2022
South Florida	1	0	0	2002	2002
SE Missouri State	2	0	0	1906	2006
Southern California	1	4	0	1972	2006
Southern Methodist	37	31	5	1920	1999
Southern Miss	1	0	0	2013	2013
Stanford	0	1	0	1970	1970
State College of Missouri	0	2	0	1902	1903
Tahlequah Seminary	1	0	0	1902	1902
Tennessee	7	13	0	1907	2024
Tennessee-Martin	1	0	0	2015	2015
Tennessee Tech	1	0	0	2010	2010
Texas	23	54	0	1894	2024
Texas A&M	42	36	3	1903	2024
TCU	44	24	2	1920	2017
Texas-El Paso	3	0	0	1989	2015
Texas Southwestern	2	0	1	1910	1912
Texas Tech	30	8	0	1957	2024*
Texas State	1	0	0	2016	2016
Toledo	0	1	0	2015	2015
Transylvania (Ky.)	0	1	0	1905	1905
Troy	4	0	0	2002	2011
Tulane	3	0	0	1906	1980*
Tulsa	56	14	3	1899	2018
UCLA	0	1	1	1978*	1988*
UNLV	1	1	0	2000*	2001
Utah State	3	0	0	1975	2006
Vanderbilt	7	3	0	1949	2018
Villanova	0	1	0	1939	1939
Virginia Tech	0	1	0	2016*	2016*
Washington (Mo.)	4	1	0	1905	1912
Webb City (Mo.) High	1	0	0	1900	1900
Weber State	1	0	0	2001	2001
Western Carolina	1	0	0	2023	2023
Western Illinois	1	0	0	2008	2008
Western Kentucky	0	1	0	2019	2019
Wichita State	6	0	0	1904	1980
William & Mary	1	2	0	1947*	1949
Wisconsin	0	2	0	1912	2006

2025 ARKANSAS FOOTBALL



VS. 2025 OPPONENTS

ALABAMA A&M

First meeting

ARKANSAS STATE

First meeting

OLE MISS

Arkansas leads the series 38-29-1

DATE	UA/OPP RANK	SITE	RESULT
Oct. 10, 1908		Fayetteville, Ark.	W, 33-0
Nov. 15, 1913		Little Rock, Ark.	L, 21-10
Nov. 14, 1914		Little Rock, Ark.	W, 1-0
Oct. 25, 1924		Little Rock, Ark.	W, 20-0
Oct. 2, 1926		Fayetteville, Ark.	W, 21-6
Sept. 29, 1928		Oxford, Miss.	L, 25-0
Nov. 13, 1937	20/NR	Memphis, Tenn.	W, 32-6
Nov. 16, 1938		Memphis, Tenn.	L, 20-14
Oct. 26, 1940		Memphis, Tenn.	W, 21-20
Nov. 22, 1941		Memphis, Tenn.	L, 18-0
Oct. 24, 1942		Memphis, Tenn.	W, 7-6
Oct. 28, 1944		Memphis, Tenn.	W, 26-18
Oct. 27, 1945		Memphis, Tenn.	W, 19-0
Oct. 26, 1946		Memphis, Tenn.	L, 9-7
Oct. 25, 1947		Memphis, Tenn.	W, 19-14
Oct. 25, 1952		Little Rock, Ark.	L, 34-7
Oct. 24, 1953		Memphis, Tenn.	L, 28-0
Oct. 23, 1954	7/5	Little Rock, Ark.	W, 6-0
Oct. 22, 1955		Oxford, Miss.	L, 17-7
Oct. 27, 1956		Little Rock, Ark.	W, 14-0
Oct. 26, 1957	NR/6	Memphis, Tenn.	W, 12-6
Oct. 25, 1958	NR/6	Little Rock, Ark.	L, 14-12
Oct. 24, 1959	10/4	Memphis, Tenn.	L, 28-0
Oct. 22, 1960	14/2	Little Rock, Ark.	L, 10-7
Sept. 23, 1961	12/9	Jackson, Miss.	L, 16-0
Jan. 1, 1963	6/3	New Orleans, La.	L, 17-13
Jan. 1, 1970	3/13	New Orleans, La.	L, 27-22
Sept. 26, 1981		Jackson, Miss.	W, 27-13
Sept. 25, 1982	9/NR	Little Rock, Ark.	W, 14-12
Sept. 24, 1983		Jackson, Miss.	L, 13-10
Sept. 15, 1984		Little Rock, Ark.	T, 14-14
Sept. 14, 1985	14/NR	Jackson, Miss.	W, 24-19
Sept. 13, 1986	18/NR	Little Rock, Ark.	W, 21-0
Sept. 12, 1987	13/NR	Jackson, Miss.	W, 31-10
Sept. 17, 1988		Little Rock, Ark.	W, 21-13
Sept. 23, 1989	8/NR	Jackson, Miss.	W, 24-17
Sept. 22, 1990	13/NR	Little Rock, Ark.	L, 21-17
Sept. 28, 1991		Jackson, Miss.	L, 24-17
Oct. 17, 1992		Little Rock, Ark.	L, 17-3
Oct. 16, 1993		Jackson, Miss.	L, 19-0
Oct. 15, 1994		Fayetteville, Ark.	W, 31-7
Oct. 14, 1995		Memphis, Tenn.	W, 13-6
Nov. 9, 1996		Fayetteville, Ark.	W, 13-7
Nov. 6, 1997		Oxford, Miss.	L, 19-9
Nov. 7, 1998	11/NR	Fayetteville, Ark.	W, 34-0
Nov. 6, 1999	NR/23	Oxford, Miss.	L, 38-16
Nov. 4, 2000		Fayetteville, Ark.	L, 38-24
Nov. 3, 2001		Oxford, Miss.	W, 58-56 (7OT)
Oct. 26, 2002		Fayetteville, Ark.	W, 48-28
Oct. 25, 2003	21/NR	Oxford, Miss.	L, 19-7
Nov. 13, 2004		Fayetteville, Ark.	W, 35-3
Nov. 12, 2005		Oxford, Miss.	W, 28-17
Oct. 21, 2006	15/NR	Fayetteville, Ark.	W, 38-3
Oct. 20, 2007		Oxford, Miss.	W, 44-8
Oct. 25, 2008		Fayetteville, Ark.	L, 23-21
Oct. 24, 2009		Oxford, Miss.	L, 30-17
Oct. 23, 2010	21/NR	Fayetteville, Ark.	W, 38-24
Oct. 22, 2011	10/NR	Oxford, Miss.	W, 29-24
Oct. 27, 2012		Little Rock, Ark.	L, 30-27*
Nov. 9, 2013		Oxford, Miss.	L, 34-24*
Nov. 22, 2014	NR/8	Fayetteville, Ark.	W, 30-0
Nov. 7, 2015	NR/18	Oxford, Miss.	W, 53-52 (OT)
Oct. 15, 2016	22/12	Fayetteville, Ark.	W, 34-30
Oct. 28, 2017		Oxford, Miss.	W, 38-37
Oct. 13, 2018		Little Rock, Ark.	L, 37-33
Sept. 7, 2019		Oxford, Miss.	L, 31-17
Oct. 17, 2020		Fayetteville, Ark.	W, 33-21
Oct. 9, 2021	13/17	Oxford, Miss.	L, 52-51

Nov. 19, 2022	NR/14	Fayetteville, Ark.	W, 42-27
Oct. 7, 2023	NR/16	Oxford, Miss.	L, 27-20
Nov. 2, 2024	NR/19	Fayetteville, Ark.	L, 63-31

* Win vacated due to NCAA Committee on Infractions penalty

MEMPHIS

Memphis leads the series 3-2

DATE	UA/OPP RANK	SITE	RESULT
Sept. 26, 1992		Memphis, Tenn.	L, 22-6
Sept. 25, 1993		Little Rock, Ark.	L, 6-0
Sept. 24, 1994		Memphis, Tenn.	L, 16-15
Sept. 23, 1995		Little Rock, Ark.	W, 27-20
Oct. 10, 1998	20/NR	Memphis, Tenn.	W, 23-9

NOTRE DAME

First meeting

TENNESSEE

Tennessee leads the series 13-6-0

DATE	UA/OPP RANK	SITE	RESULT
Nov. 22, 1901		Baton Rouge, La.	L, 15-0
Nov. 18, 1907		Memphis, Tenn.	L, 14-2
Dec. 20, 1911	18/9	Memphis, Tenn.	L, 14-13
Jan. 1, 1990	10/8	Dallas, Texas	L, 31-27
Oct. 10, 1992	NR/4	Knoxville, Tenn.	W, 25-24
Oct. 9, 1993	NR/11	Little Rock, Ark.	L, 28-14
Oct. 8, 1994		Knoxville, Tenn.	L, 38-21
Oct. 7, 1995	18/10	Fayetteville, Ark.	L, 49-31
Nov. 16, 1996	NR/12	Knoxville, Tenn.	L, 55-14
Nov. 15, 1997	NR/5	Little Rock, Ark.	L, 30-22
Nov. 14, 1998	10/1	Knoxville, Tenn.	L, 28-24
Nov. 13, 1999	NR/3	Fayetteville, Ark.	W, 28-24
Nov. 11, 2000		Knoxville, Tenn.	L, 63-20
Sept. 8, 2001	NR/8	Fayetteville, Ark.	L, 13-3
Oct. 5, 2002	NR/10	Knoxville, Tenn.	L, 41-38 (6OT)
Nov. 11, 2006	11/13	Fayetteville, Ark.	W, 31-14
Nov. 10, 2007	NR/22	Knoxville, Tenn.	L, 34-13
Nov. 12, 2011	8/NR	Fayetteville, Ark.	W, 49-7
Oct. 3, 2015		Knoxville, Tenn.	W, 24-20
Nov. 7, 2020		Fayetteville, Ark.	W, 24-13
Oct. 5, 2024	NR/4	Fayetteville, Ark.	W, 19-14

TEXAS A&M

Arkansas leads the series 42-35-3

DATE	UA/OPP RANK	SITE	RESULT
Oct. 31, 1903		Arlington, Texas	L, 6-0
Oct. 29, 1910		Fayetteville, Ark.	W, 5-0
Oct. 18, 1912		Dallas, Texas	L, 27-0
Oct. 15, 1927		College Station, Texas	L, 40-6
Oct. 29, 1928		Fayetteville, Ark.	W, 27-12
Oct. 26, 1929		College Station, Texas	W, 14-13
Oct. 25, 1930		Little Rock, Ark.	W, 13-0
Nov. 3, 1934		College Station, Texas	T, 7-7
Nov. 2, 1935		Little Rock, Ark.	W, 14-7
Oct. 31, 1936		College Station, Texas	W, 18-0
Oct. 30, 1937	20/NR	Fayetteville, Ark.	W, 26-13
Oct. 29, 1938		College Station, Texas	L, 13-7
Nov. 4, 1939	NR/5	Fayetteville, Ark.	L, 27-0
Nov. 2, 1940	NR/5	College Station, Texas	L, 17-0
Nov. 1, 1941	NR/5	Little Rock, Ark.	L, 7-0
Oct. 31, 1942		College Station, Texas	L, 41-0
Oct. 30, 1943	NR/19	Fayetteville, Ark.	L, 13-0
Nov. 4, 1944		College Station, Texas	W, 7-6
Nov. 3, 1945		Fayetteville, Ark.	L, 34-0
Nov. 2, 1946		College Station, Texas	W, 7-0
Nov. 1, 1947		Fayetteville, Ark.	T, 21-21
Oct. 30, 1948		College Station, Texas	W, 28-6
Oct. 29, 1949		Fayetteville, Ark.	W, 27-6
Nov. 4, 1950		College Station, Texas	L, 42-13
Nov. 3, 1951	NR/18	Fayetteville, Ark.	W, 33-21
Nov. 1, 1952		College Station, Texas	L, 31-12
Oct. 31, 1953		Little Rock, Ark.	W, 41-14
Oct. 30, 1954	4/NR	College Station, Texas	W, 14-7
Oct. 29, 1955	NR/11	Fayetteville, Ark.	T, 7-7
Nov. 3, 1956		College Station, Texas	L, 27-0

Nov. 2, 1957	11/1	Fayetteville, Ark.	L, 7-6
Nov. 1, 1958		College Station, Texas	W, 21-8
Oct. 31, 1959	17/NR	Fayetteville, Ark.	W, 12-7
Oct. 29, 1960	12/NR	College Station, Texas	W, 7-3
Nov. 4, 1961	22/NR	Fayetteville, Ark.	W, 15-8
Nov. 3, 1962	8/NR	College Station, Texas	W, 17-7
Nov. 2, 1963	11/NR	Little Rock, Ark.	W, 21-7
Oct. 31, 1964	4/NR	College Station, Texas	W, 17-0
Oct. 30, 1965	2/NR	Little Rock, Ark.	W, 31-0
Oct. 29, 1966	9/21	College Station, Texas	W, 34-0
Nov. 4, 1967		Fayetteville, Ark.	L, 33-21
Nov. 2, 1968	17/NR	College Station, Texas	W, 25-22
Nov. 1, 1969	4/NR	Fayetteville, Ark.	W, 35-13
Oct. 31, 1970	8/NR	College Station, Texas	W, 45-6
Oct. 30, 1971	8/NR	Little Rock, Ark.	L, 17-9
Nov. 4, 1972	20/NR	College Station, Texas	L, 10-7
Nov. 3, 1973		Fayetteville, Ark.	W, 14-10
Nov. 2, 1974	NR/8	College Station, Texas	L, 20-10
Dec. 6, 1975	18/2	Little Rock, Ark.	W, 31-6
Nov. 13, 1976	13/16	Little Rock, Ark.	L, 31-10
Nov. 12, 1977	8/11	College Station, Texas	W, 26-20
Nov. 18, 1978	13/NR	Little Rock, Ark.	W, 26-7
Nov. 17, 1979	8/NR	College Station, Texas	W, 22-10
Nov. 15, 1980		Fayetteville, Ark.	W, 27-24
Nov. 14, 1981	16/NR	College Station, Texas	W, 10-7
Nov. 13, 1982	10/NR	Little Rock, Ark.	W, 35-0
Nov. 12, 1983		College Station, Texas	L, 36-23
Nov. 17, 1984		Fayetteville, Ark.	W, 28-0
Nov. 16, 1985	9/NR	College Station, Texas	L, 10-6
Nov. 15, 1986	17/7	Little Rock, Ark.	W, 14-10
Nov. 14, 1987	20/19	College Station, Texas	L, 14-0
Nov. 12, 1988	11/NR	Fayetteville, Ark.	W, 25-20
Nov. 24, 1989	9/14	College Station, Texas	W, 23-22
Nov. 17, 1990		Fayetteville, Ark.	L, 20-16
Nov. 16, 1991	NR/13	College Station, Texas	L, 13-3
Oct. 3, 2009		Arlington, Texas	W, 47-19
Oct. 9, 2010	11/NR	Arlington, Texas	W, 24-17
Oct. 1, 2011	18/14	Arlington, Texas	W, 42-38
Sept. 29, 2012		College Station, Texas	L, 58-10
Sept. 28, 2013	NR/10	Fayetteville, Ark.	L, 45-33
Sept. 27, 2014	NR/6	Arlington, Texas	L, 35-28 (OT)
Sept. 26, 2015	NR/14	Arlington, Texas	L, 28-21 (OT)
Sept. 24, 2016	17/10	Arlington, Texas	L, 45-24
Sept. 23, 2017		Arlington, Texas	L, 50-43 (OT)
Sept. 29, 2018		Arlington, Texas	L, 24-17
Sept. 28, 2019	NR/23	Arlington, Texas	L, 31-27
Oct. 31, 2020	NR/8	College Station, Texas	L, 42-31
Sept. 25, 2021	NR/7	Arlington, Texas	W, 20-10
Sept. 24, 2022	10/23	Arlington, Texas	L, 23-21
Sept. 30, 2023		Arlington, Texas	L, 34-22
Sept. 28, 2024	NR/24	Arlington, Texas	L, 21-17

AUBURN

Auburn leads the series 20-12-1

DATE	UA/OPP RANK	SITE	RESULT
Dec. 27, 1984	NR/11	Memphis, Tenn.	L, 21-15
Oct. 31, 1992		Auburn, Ala.	T, 24-24
Oct. 30, 1993		Fayetteville, Ark.	L, 31-21
Oct. 29, 1994	NR/4	Auburn, Ala.	L, 31-14
Oct. 28, 1995	NR/11	Little Rock, Ark.	W, 30-28
Nov. 2, 1996		Auburn, Ala.	L, 28-7
Oct. 25, 1997	NR/11	Fayetteville, Ark.	L, 26-21
Oct. 31, 1998	14/NR	Auburn, Ala.	W, 24-21
Oct. 30, 1999		Fayetteville, Ark.	W, 34-10
Oct. 28, 2000	NR/25	Auburn, Ala.	L, 21-19
Oct. 27, 2001	NR/17	Fayetteville, Ark.	W, 42-17
Oct. 12, 2002	NR/24	Auburn, Ala.	W, 38-17
Oct. 11, 2003	7/NR	Fayetteville, Ark.	L, 10-3
Oct. 16, 2004	NR/4	Auburn, Ala.	L, 38-20
Oct. 15, 2005	NR/21	Fayetteville, Ark.	L, 34-17
Oct. 7, 2006	NR/2	Auburn, Ala.	W, 27-10
Oct. 13, 2007	NR/22	Fayetteville, Ark.	L, 9-7
Oct. 11, 2008	NR/20	Auburn, Ala.	W, 25-22
Oct. 10, 2009	NR/17	Fayetteville, Ark.	W, 44-23
Oct. 16, 2010	12/7	Auburn, Ala.	L, 65-43
Oct. 8, 2011	10/15	Fayetteville, Ark.	W, 38-14
Oct. 6, 2012		Auburn, Ala.	W, 24-7



VS. 2025 OPPONENTS

Nov. 2, 2013	NR/8	Fayetteville, Ark.	L, 35-17
Aug. 30, 2014	NR/6	Auburn, Ala.	L, 45-21
Oct. 24, 2015		Fayetteville, Ark.	W, 54-46 (40T)
Oct. 22, 2016	17/21	Auburn, Ala.	L, 56-3
Oct. 21, 2017	NR/21	Fayetteville, Ark.	L, 52-20
Sept. 22, 2018	NR/7	Auburn, Ala.	L, 34-3
Oct. 19, 2019	NR/11	Fayetteville, Ark.	L, 51-10
Oct. 10, 2020	NR/13	Auburn, Ala.	L, 30-28
Oct. 16, 2021	17/NR	Fayetteville, Ark.	L, 38-23
Oct. 29, 2022		Auburn, Ala.	W, 41-27
Nov. 11, 2023		Fayetteville, Ark.	L, 48-10
Sept. 21, 2024		Auburn, Ala.	W, 24-14

MISSISSIPPI STATE

Arkansas leads the series 18-15-1

DATE	UA/OPP RANK	SITE	RESULT
Nov. 25, 1916		Memphis, Tenn.	L, 20-7
Sept. 30, 1939		Memphis, Tenn.	L, 19-0
Nov. 7, 1992	NR/19	Starkville, Miss.	L, 10-3
Nov. 6, 1993		Little Rock, Ark.	T, 13-13
Nov. 5, 1994	NR/24	Starkville, Miss.	L, 17-7
Nov. 4, 1995		Little Rock, Ark.	W, 26-21
Nov. 23, 1996		Starkville, Miss.	W, 16-13 (OT)
Nov. 22, 1997	NR/14	Fayetteville, Ark.	W, 17-7
Nov. 21, 1998	9/NR	Starkville, Miss.	L, 22-21
Nov. 20, 1999	22/12	Little Rock, Ark.	W, 14-9
Nov. 18, 2000	NR/13	Starkville, Miss.	W, 17-10 (OT)
Nov. 17, 2001		Fayetteville, Ark.	W, 24-21
Nov. 23, 2002		Starkville, Miss.	W, 26-19
Nov. 22, 2003		Fayetteville, Ark.	W, 52-6
Nov. 20, 2004		Starkville, Miss.	W, 24-21
Nov. 10, 2005		Little Rock, Ark.	W, 44-10
Nov. 18, 2006	5/NR	Starkville, Miss.	W, 28-14
Nov. 17, 2007		Little Rock, Ark.	W, 45-31
Nov. 22, 2008		Starkville, Miss.	L, 31-28
Nov. 21, 2009		Little Rock, Ark.	W, 42-21
Nov. 20, 2010	13/22	Starkville, Miss.	W, 38-31 (20T)
Nov. 19, 2011	6/NR	Little Rock, Ark.	W, 44-17
Nov. 17, 2012		Starkville, Miss.	L, 45-14
Nov. 23, 2013		Little Rock, Ark.	L, 24-17
Nov. 1, 2014		Starkville, Miss.	L, 17-10
Nov. 21, 2015		Fayetteville, Ark.	L, 51-50
Nov. 18, 2016		Starkville, Miss.	W, 58-42
Nov. 18, 2017	NR/16	Fayetteville, Ark.	L, 28-21
Nov. 17, 2018	NR/24	Starkville, Miss.	L, 52-6
Nov. 2, 2019		Fayetteville, Ark.	L, 54-24
Oct. 3, 2020	NR/16	Starkville, Miss.	W, 21-14
Nov. 6, 2021	NR/17	Fayetteville, Ark.	W, 31-28
Oct. 8, 2022	NR/23	Starkville, Miss.	L, 40-17
Oct. 21, 2023		Fayetteville, Ark.	L, 7-3
Oct. 26, 2024		Starkville, Miss.	W, 58-25

LSU

LSU leads the series 44-23-2

DATE	UA/OPP RANK	SITE	RESULT
Nov. 22, 1901		Baton Rouge, La.	L, 15-0
Nov. 30, 1906		Baton Rouge, La.	T, 6-6
Nov. 9, 1907		Little Rock, Ark.	L, 17-12
Nov. 26, 1908		Little Rock, Ark.	L, 36-4
Nov. 13, 1909		Memphis, Tenn.	W, 16-0
Nov. 24, 1910		Little Rock, Ark.	W, 51-0
Nov. 23, 1911		Little Rock, Ark.	W, 11-0
Nov. 9, 1912		Little Rock, Ark.	L, 7-6
Nov. 8, 1913		Shreveport, La.	L, 12-7
Nov. 7, 1914		Shreveport, La.	W, 20-12
Nov. 6, 1915		Shreveport, La.	L, 13-7
Nov. 4, 1916		Shreveport, La.	L, 17-7
Nov. 3, 1917		Shreveport, La.	W, 14-0
Oct. 25, 1919		Shreveport, La.	L, 20-0
Nov. 6, 1920		Shreveport, La.	L, 3-0
Nov. 5, 1921		Shreveport, La.	L, 10-7
Oct. 28, 1922		Shreveport, La.	W, 40-6
Oct. 27, 1923		Shreveport, La.	W, 26-13
Nov. 1, 1924		Shreveport, La.	W, 10-7
Oct. 31, 1925		Shreveport, La.	W, 12-0
Nov. 6, 1926		Shreveport, La.	L, 14-0

Oct. 29, 1927		Shreveport, La.	W, 28-0
Nov. 3, 1928		Shreveport, La.	W, 7-0
Nov. 2, 1929		Shreveport, La.	W, 32-0
Nov. 1, 1930		Shreveport, La.	L, 27-12
Oct. 24, 1931		Shreveport, La.	L, 13-6
Oct. 22, 1932		Shreveport, La.	L, 14-0
Oct. 21, 1933		Shreveport, La.	L, 20-10
Oct. 20, 1934		Shreveport, La.	L, 16-0
Oct. 19, 1935		Shreveport, La.	L, 13-7
Oct. 24, 1936	NR/13	Shreveport, La.	L, 19-7
Jan. 1, 1947	16/8	Dallas, Texas	T, 0-0
Nov. 21, 1953		Little Rock, Ark.	L, 9-8
Nov. 20, 1954	9/NR	Shreveport, La.	L, 7-6
Nov. 19, 1955		Little Rock, Ark.	L, 13-7
Nov. 24, 1956		Shreveport, La.	L, 21-7
Jan. 1, 1966	2/NR	Dallas, Texas	L, 14-7
Nov. 27, 1992		Fayetteville, Ark.	W, 30-6
Nov. 27, 1993		Baton Rouge, La.	W, 42-24
Nov. 26, 1994		Little Rock, Ark.	L, 30-12
Nov. 18, 1995	14/NR	Baton Rouge, La.	L, 28-0
Nov. 29, 1996	NR/19	Little Rock, Ark.	L, 17-13
Nov. 28, 1997	NR/17	Baton Rouge, La.	L, 31-21
Nov. 27, 1998	13/NR	Little Rock, Ark.	W, 41-14
Nov. 26, 1999	17/NR	Baton Rouge, La.	L, 35-10
Nov. 24, 2000	NR/24	Little Rock, Ark.	W, 14-3
Nov. 23, 2001	24/NR	Baton Rouge, La.	L, 41-38
Nov. 29, 2002	NR/18	Little Rock, Ark.	W, 21-20
Nov. 28, 2003	NR/3	Baton Rouge, La.	L, 55-24
Nov. 26, 2004	NR/14	Little Rock, Ark.	L, 43-14
Nov. 19, 2005	NR/3	Baton Rouge, La.	L, 19-17
Nov. 24, 2006	5/9	Little Rock, Ark.	L, 36-26
Nov. 23, 2007	NR/1	Baton Rouge, La.	W, 50-48 (30T)
Nov. 28, 2008		Little Rock, Ark.	W, 31-30
Nov. 28, 2009	NR/17	Baton Rouge, La.	L, 33-30 (OT)
Nov. 27, 2010	12/6	Little Rock, Ark.	W, 31-23
Nov. 25, 2011	3/1	Baton Rouge, La.	L, 41-17
Nov. 23, 2012	NR/8	Fayetteville, Ark.	L, 20-13
Nov. 29, 2013	NR/15	Baton Rouge, La.	L, 31-27
Nov. 15, 2014	NR/20	Fayetteville, Ark.	W, 17-0
Nov. 14, 2015	NR/9	Baton Rouge, La.	W, 31-14
Nov. 12, 2016	25/24	Fayetteville, Ark.	L, 38-10
Nov. 11, 2017	NR/24	Baton Rouge, La.	L, 33-10
Nov. 10, 2018	NR/13	Fayetteville, Ark.	L, 24-17
Nov. 23, 2019	NR/1	Baton Rouge, La.	L, 56-20
Nov. 21, 2020		Fayetteville, Ark.	L, 27-24
Nov. 13, 2021	25/NR	Baton Rouge, La.	W, 16-13 (OT)
Nov. 12, 2022	NR/7	Fayetteville, Ark.	L, 13-10
Sept. 23, 2023	NR/12	Baton Rouge, La.	L, 34-31
Oct. 19, 2024	NR/8	Fayetteville, Ark.	L, 34-10

TEXAS

Texas leads the series 54-23-0

DATE	UA/OPP RANK	SITE	RESULT
Oct. 30, 1906		Austin, Texas	L, 11-0
Oct. 30, 1907		Fayetteville, Ark.	L, 26-6
Nov. 7, 1908		Austin, Texas	L, 21-0
Oct. 28, 1911		Austin, Texas	L, 12-0
Nov. 28, 1912		Austin, Texas	L, 48-0
Nov. 14, 1916		Austin, Texas	L, 52-0
Nov. 29, 1917		Austin, Texas	L, 20-0
Nov. 8, 1919		Austin, Texas	L, 35-7
Oct. 20, 1928		Austin, Texas	L, 20-7
Oct. 12, 1929		Fayetteville, Ark.	L, 27-0
Nov. 18, 1932		Fayetteville, Ark.	L, 34-0
Nov. 24, 1933		Austin, Texas	W, 20-6
Nov. 23, 1934		Fayetteville, Ark.	L, 19-12
Nov. 22, 1935		Austin, Texas	W, 28-13
Dec. 3, 1936		Little Rock, Ark.	W, 6-0
Oct. 16, 1937		Austin, Texas	W, 21-10
Oct. 15, 1938		Little Rock, Ark.	W, 42-6
Oct. 21, 1939		Austin, Texas	L, 14-13
Oct. 19, 1940	NR/14	Little Rock, Ark.	L, 21-0
Oct. 18, 1941	NR/2	Austin, Texas	L, 48-14
Oct. 17, 1942	NR/20	Little Rock, Ark.	L, 47-6
Oct. 16, 1943		Austin, Texas	L, 34-0
Oct. 21, 1944		Little Rock, Ark.	L, 19-0
Oct. 20, 1945	NR/10	Little Rock, Ark.	L, 34-7

Oct. 19, 1946	14/3	Austin, Texas	L, 20-0
Oct. 18, 1947	NR/3	Memphis, Tenn.	L, 21-6
Oct. 16, 1948		Austin, Texas	L, 14-6
Oct. 15, 1949	NR/16	Little Rock, Ark.	L, 27-14
Oct. 21, 1950	NR/7	Austin, Texas	L, 19-14
Oct. 20, 1951	NR/4	Fayetteville, Ark.	W, 16-14
Oct. 18, 1952		Austin, Texas	L, 44-7
Oct. 17, 1953		Fayetteville, Ark.	L, 16-7
Oct. 16, 1954	12/NR	Austin, Texas	W, 20-7
Oct. 15, 1955		Little Rock, Ark.	W, 27-20
Oct. 20, 1956		Austin, Texas	W, 32-14
Oct. 19, 1957	10/NR	Fayetteville, Ark.	L, 17-0
Oct. 18, 1958	NR/7	Austin, Texas	L, 24-6
Oct. 17, 1959	12/3	Little Rock, Ark.	L, 13-12
Oct. 15, 1960	NR/11	Austin, Texas	W, 24-23
Oct. 21, 1961	10/3	Fayetteville, Ark.	L, 33-7
Oct. 20, 1962	7/1	Austin, Texas	L, 7-3
Oct. 19, 1963	NR/1	Little Rock, Ark.	L, 17-13
Oct. 17, 1964	8/1	Austin, Texas	W, 14-13
Oct. 16, 1965	3/1	Fayetteville, Ark.	W, 27-24
Oct. 15, 1966		Austin, Texas	W, 12-7
Oct. 21, 1967		Little Rock, Ark.	L, 21-12
Oct. 19, 1968	9/17	Austin, Texas	L, 39-29
Dec. 6, 1969	2/1	Fayetteville, Ark.	L, 15-14
Dec. 5, 1970	4/1	Austin, Texas	L, 42-7
Oct. 16, 1971	16/10	Little Rock, Ark.	W, 31-7
Oct. 21, 1972	17/14	Austin, Texas	L, 35-15
Oct. 20, 1973		Fayetteville, Ark.	L, 34-6
Oct. 19, 1974	NR/16	Austin, Texas	L, 38-7
Oct. 18, 1975	20/8	Fayetteville, Ark.	L, 24-18
Dec. 4, 1976		Austin, Texas	L, 29-12
Oct. 15, 1977	8/2	Fayetteville, Ark.	L, 13-9
Oct. 21, 1978	3/8	Austin, Texas	L, 28-21
Oct. 20, 1979	10/2	Little Rock, Ark.	W, 17-14
Sept. 1, 1980	6/10	Austin, Texas	L, 23-17
Oct. 17, 1981	NR/1	Fayetteville, Ark.	W, 42-11
Dec. 4, 1982	6/12	Austin, Texas	L, 33-7
Oct. 15, 1983	NR/2	Little Rock, Ark.	L, 31-3
Oct. 20, 1984	NR/3	Austin, Texas	L, 24-18
Oct. 19, 1985	4/NR	Fayetteville, Ark.	L, 15-13
Oct. 18, 1986	14/NR	Austin, Texas	W, 21-14
Oct. 17, 1987	15/NR	Little Rock, Ark.	L, 16-14
Oct. 15, 1988	17/NR	Austin, Texas	W, 27-24
Oct. 21, 1989	7/NR	Fayetteville, Ark.	L, 24-20
Oct. 20, 1990	NR/19	Austin, Texas	L, 49-17
Oct. 19, 1991		Little Rock, Ark.	W, 14-13
Jan. 1, 2000	24/14	Dallas, Texas	W, 27-6
Sept. 13, 2003	NR/6	Austin, Texas	W, 38-28
Sept. 11, 2004	NR/7	Fayetteville, Ark.	L, 22-20
Sept. 27, 2008	NR/7	Austin, Texas	L, 52-10
Dec. 29, 2014		Houston, Texas	W, 31-7
Sept. 11, 2021	NR/15	Fayetteville, Ark.	W, 40-21
Nov. 16, 2024	NR/3	Fayetteville, Ark.	L, 20-10

MISSOURI

Missouri leads the series 11-4-0

DATE	UA/OPP RANK	SITE	RESULT
Nov. 10, 1906		Columbia, Mo.	L, 11-0
Sept. 23, 1944		St. Louis, Mo.	W, 7-6
Sept. 28, 1963	8/NR	Little Rock, Ark.	L, 7-6
Dec. 31, 2003		Shreveport, La.	W, 27-14
Jan. 1, 2008	25/7	Dallas, Texas	L, 38-7
Nov. 28, 2014	NR/17	Columbia, Mo.	L, 21-14
Nov. 27, 2015		Fayetteville, Ark.	W, 28-3
Nov. 25, 2016		Columbia, Mo.	L, 35-24
Nov. 24, 2017		Fayetteville, Ark.	L, 48-45
Nov. 23, 2018		Columbia, Mo.	L, 38-0
Nov. 29, 2019		Little Rock, Ark.	L, 24-14
Dec. 5, 2020		Columbia, Mo.	L, 50-48
Nov. 26, 2021	25/NR	Fayetteville, Ark.	W, 34-17
Nov. 25, 2022		Columbia, Mo.	L, 29-27
Nov. 24, 2023	NR/10	Fayetteville, Ark.	L, 48-14
Nov. 30, 2024	NR/24	Columbia, Mo.	L, 28-21

2025 ARKANSAS FOOTBALL



OVERTIME GAMES

ARKANSAS' NCAA RECORDS SET IN OVERTIME

- Longest games in NCAA history: eight overtimes (Illinois at Penn State, 2021), seven overtimes (Arkansas at Kentucky, 2003; Arkansas at Ole Miss, 2001; North Texas at FIU, 2006; Western Michigan at Buffalo, 2017; and LSU at Texas A&M, 2018)
- Most points scored in overtime: 47, UA at Kentucky, 2003
- Most points scored in overtime (both teams): 86, UA at Kentucky, 2003
- Second-most points scored in an overtime game (both teams): 134, UA at Kentucky, 2003

RAZORBACKS IN OVERTIME IN OVERTIME (15-8)

Year	Opponent	Result	Score	Overtime
1996	at Mississippi State	W	16-13	OT
2000	at Mississippi State	W	17-10	OT
2001	at Ole Miss	W	58-56	7 OT
2002	at Tennessee	L	41-38	6 OT
2003	at Alabama	W	34-31	2 OT
2003	at Kentucky	W	71-63	7 OT
2006	Alabama	W	24-23	2 OT
2007	at LSU	W	50-48	3 OT
2009	at LSU	L	33-30	OT
2009	vs. East Carolina	W	20-17	OT
2010	at Mississippi State	W	38-31	2 OT
2012	ULM	L	34-31	OT
2013	Mississippi State	L	24-17	OT
2014	Texas A&M	L	35-28	OT
2015	vs. Texas A&M	L	28-21	OT
2015	Auburn	W	54-46	4 OT
2015	at Ole Miss	W	53-52	OT
2016	at TCU	W	41-38	2 OT
2017	Texas A&M	L	50-43	OT
2021	at LSU	W	16-13	OT
2022	vs. Kansas	W	55-53	3 OT
2023	at Florida	W	39-36	OT
2024	at Oklahoma State	L	31-39	2 OT



On one of the most memorable plays in program history, **HUNTER HENRY** helped Arkansas convert a first down on 4th-and-25 in overtime at Ole Miss in 2015. The Razorbacks scored two plays later and won the game with a two-point conversion.

ARKANSAS 71, KENTUCKY 63 (7 OT)

NOV. 1, 2003 • LEXINGTON, KY.

	1Q	2Q	3Q	4Q	1OT	2OT	3OT	4OT	5OT	6OT	7OT	TOTAL
ARKANSAS	7	14	0	3	7	7	3	8	6	8	8	71
KENTUCKY	7	0	7	10	7	7	3	8	6	8	0	63

SCORING SUMMARY

- 1st UA DeCori Birmingham 10 run (Chris Balseiro kick); UK Andrew Hopewell 6 blocked punt return (Taylor Begley kick)
- 2nd UA Richard Smith 26 pass from Matt Jones (Balseiro kick); UA Tom Crowder recovered blocked punt in end zone (Balseiro kick)
- 3rd UK Alexis Bwenge 51 pass from Jared Lorenzen (Begley kick)
- 4th UK Begley 34 field goal; UA Balseiro 37 field goal; UK Chris Benard 13 pass from Lorenzen (Begley kick)
- 1st OT UA Mark Pierce 1 run (Balseiro kick); UK Bwenge 2 run (Begley kick)
- 2nd OT UK Bwenge 7 run (Begley kick); UA Jason Peters 7 pass from Matt Jones (Balseiro kick)
- 3rd OT UA Balseiro 25 field goal; UK Begley 24 field goal
- 4th OT UK Lorenzen 1 run (Derek Abney pass from Lorenzen); UA Jones 3 run (Pierce pass from Jones)
- 5th OT UA George Wilson 15 pass from Jones (pass failed); UK Lorenzen 2 run (pass failed)
- 6th OT UK Lorenzen 1 run (Tommy Cook pass from Lorenzen); UA Pierce 2 run (Wilson pass from Jones)
- 7th OT UA Birmingham 25 run (Peters pass from Jones)

	ARKANSAS	KENTUCKY
First Downs	29	29
Rushing	15	13
Passing	14	12
Penalty	0	4
Rushing Attempts-Net Yards	71-334	52-180
Net Yards Passing	271	326
Passing	28-17-0	51-28-1
Total Plays-Total Offense	99-605	103-506
Punts	6-34.3	7-40.0
Fumbles	5-2	2-1
Penalties	12-87	8-60
Possession Time	32:53	27:07
Third-Down Conversions	13-22	10-22
Fourth-Down Conversions	1-1	2-3
Sacks By: Number-Yards	2-13	2-17

INDIVIDUAL STATISTICS

RUSHING: UA - DeCori Birmingham 40-196; Matt Jones 15-112; Cedric Cobbs 9-46; Carlos Oulsley 1-9; Mark Pierce 2-3; Steven Harris 1-(-15); Ryan Sorahan 3-(-17). UK - Alexis Bwenge 22-89; Jared Lorenzen 15-39; Draak Davis 5-35; Shane Boyd 4-17; Derek Abney 1-2; Ronald Johnson 1-1; Team 1-0; Keenan Burton 3-(-3).

PASSING: UA - Matt Jones 25-16-0, 260; Ryan Sorahan 3-1-0, 11. UK Jared Lorenzen 49-28-1, 326; Shane Boyd 2-0-0.

RECEIVING: UA - George Wilson 9-172; Richard Smith 5-69; Carlos Oulsley 1-12; Jared Hicks 1-11; Jason Peters 1-7. UK Derek Abney 10-91; Chris Bernard 4-82; Tommy Cook 4-39; Draak Davis 4-13; Jeremi Drobney 2-25; Alexis Bwenge 1-51; Glenn Holt 1-17; Keenan Burton 1-7; Shane Boyd 1-1.

ARKANSAS 58, OLE MISS 56 (7 OT)

NOV. 3, 2001 • OXFORD, MISS.

	1Q	2Q	3Q	4Q	1OT	2OT	3OT	4OT	5OT	6OT	7OT	TOTAL
ARKANSAS	0	7	3	7	7	0	6	6	6	8	8	58
OLE MISS	7	0	3	7	7	0	6	6	6	8	6	56

SCORING SUMMARY

- 1st UM Joe Gunn 1 run (Nichols kick)
- 2nd UA Cedric Cobbs 2 run (O'Donohoe kick)
- 3rd UA Brennan O'Donohoe 45 field goal; UM Jonathon Nichols 32 field goal
- 4th UA Mark Pierce 2 run (O'Donohoe kick); UM Jason Armstead 3 pass from Eli Manning (Nichols kick)
- 1st OT UA Cobbs 16 run (O'Donohoe kick); UM Armstead 11 pass from Manning (Nichols kick)
- 3rd OT UA Matt Jones 25 run (rush failed); UM Gunn 1 run (pass failed)
- 4th OT UM Bill Flowers 21 pass from Manning (pass failed); UA George Wilson 24 pass from Jones (rush failed)
- 5th OT UA Jones 8 run (pass failed); UM Doug Zeigler 12 pass from Manning (pass failed)
- 6th OT UM Zeigler 15 pass from Manning (Charles Stackhouse run); UA Pierce 2 run (Peters pass from Jones)
- 7th OT UA Pierce 2 run (Birmingham pass from Jones); UM Armstead 3 pass from Manning (pass failed)

	ARKANSAS	OLE MISS
First Downs	32	28
Rushing	22	10
Passing	10	17
Penalty	0	1
Rushing Attempts-Net Yards	80-370	50-145
Net Yards Passing	161	312
Passing	26-12-1	42-27-0
Total Plays-Total Offense	106-531	92-457
Punts	5-37.6	5-36.2
Fumbles	1-1	1-1
Penalties	4-40	4-16
Possession Time	33:34	26:26
Third-Down Conversions	16-26	7-17
Fourth-Down Conversions	3-3	2-2
Sacks By: Number-Yards	1-3	0-0

INDIVIDUAL STATISTICS

RUSHING: UA - Fred Talley 23-113; Matt Jones 18-110; Cedric Cobbs 22-100; Mark Pierce 11-39; Zak Clark 2-5; DeCori Birmingham 4-3. UM - Joe Gunn 31-102; Robert Williams 5-34; Charles Stackhouse 8-27; Toward Sanford 1-0; Eli Manning 4-(-9).

PASSING: UA - Zak Clark 9-20-1, 100; Matt Jones 3-6-0, 61. UM - Eli Manning 27-42-0, 312.

RECEIVING: UA - George Wilson 8-105; Mark Pierce 2-19; Nathan Ball 1-23; Marcellus Poydras 1-0. UM - Bill Flowers 7-97; Doug Zeigler 5-102; Jason Armstead 5-27; Charles Stackhouse 4-40; Chris Collins 3-15; Omar Rayford 2-19; Robert Williams 1-2.



BOWL HISTORY



1934 DIXIE CLASSIC
Jan. 1, 1934
Dallas, Texas
Centenary, T 7-7



1947 COTTON BOWL
Jan. 1, 1947
Dallas, Texas
LSU, T 0-0



1948 DIXIE BOWL
Jan. 1, 1948
Birmingham, Ala.
William & Mary, W, 21-19




1955 COTTON BOWL
Jan. 1, 1955
Dallas, Texas
Georgia Tech, L, 14-6




1960 GATOR BOWL
Jan. 2, 1960
Jacksonville, Fla.
Georgia Tech, W, 14-7




1961 COTTON BOWL
Jan. 1, 1961
Dallas, Texas
Duke, L, 7-6




1962 SUGAR BOWL
Jan. 1, 1962
New Orleans, La.
Alabama, L, 10-3



1963 SUGAR BOWL
Jan. 1, 1963
New Orleans, La.
Ole Miss, L, 17-13




1965 COTTON BOWL
Jan. 1, 1965
Dallas, Texas
Nebraska, W, 10-7



1966 COTTON BOWL
Jan. 1, 1966
Dallas, Texas
LSU, L, 14-7




1969 SUGAR BOWL
Jan. 1, 1969
New Orleans, La.
Georgia, W, 16-2




1970 SUGAR BOWL
Jan. 1, 1970
New Orleans, La.
Ole Miss, L, 27-22




1971 LIBERTY BOWL
Jan. 20, 1971
Memphis, Tenn.
Tennessee, L, 14-13




1976 COTTON BOWL
Jan. 1, 1976
Dallas, Texas
Georgia, W, 31-10




1978 ORANGE BOWL
Jan. 2, 1978
Miami, Fla.
Oklahoma, W, 31-6



1978 FIESTA BOWL
Dec. 25, 1978
Tempe, Ariz.
UCLA, L, 10-10



1980 SUGAR BOWL
Jan. 1, 1980
New Orleans, La.
Alabama, L, 24-9



1980 HALL OF FAME BOWL
Dec. 27, 1980
Birmingham, Ala.
Tulane, W, 34-15




1981 GATOR BOWL
Dec. 28, 1981
Jacksonville, Fla.
North Carolina, L, 31-27




1982 BLUEBONNET BOWL
Dec. 31, 1982
Houston, Texas
Florida, W, 28-24




1984 LIBERTY BOWL
Dec. 27, 1984
Memphis, Tenn.
Auburn, L, 21-15



1985 HOLIDAY BOWL
Dec. 22, 1985
San Diego, Calif.
Arizona State, W, 18-17




1987 ORANGE BOWL
Jan. 1, 1987
Miami, Fla.
Oklahoma, L, 42-8




1987 LIBERTY BOWL
Dec. 29, 1987
Memphis, Tenn.
Georgia, L, 20-17




1989 COTTON BOWL
Jan. 2, 1989
Dallas, Texas
UCLA, L, 17-3



1990 COTTON BOWL
Jan. 1, 1990
Dallas, Texas
Tennessee, L, 31-27



1991 INDEPENDENCE BOWL
Dec. 29, 1991
Shreveport, La.
Georgia, L, 24-15



1995 CARQUEST BOWL
Dec. 30, 1995
Miami, Fla.
North Carolina, L, 20-10



1999 FLORIDA CITRUS BOWL
Jan. 1, 1999
Orlando, Fla.
Michigan, L, 45-31



2000 COTTON BOWL
Jan. 1, 2000
Dallas, Texas
Texas, W, 27-6



2000 LAS VEGAS BOWL
Dec. 21, 2000
Las Vegas, Nev.
UNLV, L, 31-14




2002 COTTON BOWL
Jan. 1, 2002
Dallas, Texas
Oklahoma, L, 10-3




2002 MUSIC CITY BOWL
Dec. 30, 2002
Nashville, Tenn.
Minnesota, L, 29-14




2003 INDEPENDENCE BOWL
Dec. 31, 2003
Shreveport, La.
Missouri, W, 27-14




2007 CAPITAL ONE BOWL
Jan. 1, 2007
Orlando, Fla.
Wisconsin, L, 17-14



2008 COTTON BOWL
Jan. 1, 2008
Dallas, Texas
Missouri, L, 38-7



2010 LIBERTY BOWL
Jan. 4, 2010
Memphis, Tenn.
East Carolina, W, 20-17 (OT)



2011 SUGAR BOWL
Jan. 4, 2011
New Orleans, La.
Ohio State, L, 31-26*



2012 COTTON BOWL
Jan. 7, 2012
Arlington, Texas
Kansas State, W, 29-16




2014 TEXAS BOWL
Dec. 29, 2014
Houston, Texas
Texas, W, 31-7




2016 LIBERTY BOWL
Jan. 2, 2016
Memphis, Tenn.
Kansas State, W, 45-23



2016 BELK BOWL
Dec. 29, 2016
Charlotte, N.C.
Virginia Tech, L, 35-24



2022 OUTBACK BOWL
Jan. 1, 2022
Tampa, Fla.
Penn State, W, 24-10



2022 LIBERTY BOWL
Dec. 28, 2022
Memphis, Tenn.
Kansas, W, 55-53 (3OT)



2024 LIBERTY BOWL
Dec. 27, 2024
Memphis, Tenn.
Texas Tech, W, 39-26

1925 ARKANSAS FOOTBALL



BOWL RECORDS

INDIVIDUAL

MOST CARRIES	Marius Johnson.....	North Carolina.....	1995 Carquest Bowl.....	29
MOST YARDS GAINED RUSHING	Roland Sales.....	Oklahoma.....	1978 Orange Bowl.....	205
LONGEST RUN FROM SCRIMMAGE	Felix Jones.....	Wisconsin.....	2007 Capital One Bowl.....	76
MOST PASSES ATTEMPTED	Ryan Mallett.....	Ohio State.....	2011 Sugar Bowl.....	47
MOST PASSES COMPLETED	Ryan Mallett.....	Ohio State.....	2011 Sugar Bowl.....	24
MOST YARDS GAINED PASSING	Taylen Green.....	Texas Tech.....	2024 Liberty Bowl.....	341
MOST TOUCHDOWN PASSES	Taylen Green.....	Texas Tech.....	2024 Liberty Bowl.....	2
	K.J. Jefferson.....	Kansas.....	2022 Liberty Bowl.....	2
	Austin Allen.....	Virginia Tech.....	2016 Belk Bowl.....	2
	Brandon Allen.....	Texas.....	2014 Texas Bowl.....	2
	Tyler Wilson.....	Kansas State.....	2012 Cotton Bowl.....	2
	Ryan Mallett.....	Ohio State.....	2011 Sugar Bowl.....	2
	Robby Hampton.....	UNLV.....	2000 Las Vegas Bowl.....	2
	Clint Stoerner.....	Michigan.....	1999 Florida Citrus Bowl.....	2
	Brad Taylor.....	North Carolina.....	1981 Gator Bowl.....	2
	Bill Montgomery.....	Ole Miss.....	1970 Sugar Bowl.....	2
MOST CONSECUTIVE PASSES COMPLETED	Austin Allen.....	Virginia Tech.....	2016 Belk Bowl.....	11
LONGEST PASS COMPLETION	Taylen Green.....	Texas Tech.....	2024 Liberty Bowl.....	94
MOST PASS RECEPTIONS	Chuck Dicus.....	Georgia.....	1969 Sugar Bowl.....	17
MOST YARDS GAINED RECEIVING	Chuck Dicus.....	Ole Miss.....	1970 Sugar Bowl.....	121
	Derek Holloway.....	North Carolina.....	1981 Gator Bowl.....	71
MOST TOUCHDOWN RECEPTIONS	36 players (last: Dazmin James, Tyrell Reed Jr., 2024 Liberty Bowl)			1
MOST PUNTING YARDS	Tom Murphy.....	Centenary.....	1934 Dixie Classic.....	572
MOST PUNTS	Tom Murphy.....	Centenary.....	1934 Dixie Classic.....	13
BEST PUNTING AVERAGE	Allen Meacham.....	UCLA.....	1989 Cotton Bowl.....	49.2 (6 punts, 295 yards)
LONGEST PUNT	Allen Meacham.....	UCLA.....	1989 Cotton Bowl.....	71
MOST INTERCEPTIONS THROWN	Austin Allen.....	Virginia Tech.....	2016 Belk Bowl.....	3
MOST INTERCEPTIONS	Louis Campbell.....	Tennessee.....	1971 Liberty Bowl.....	3
MOST INTERCEPTION RETURN YARDS	Mel McGaha.....	William & Mary.....	1948 Dixie Bowl.....	70
LONGEST INTERCEPTION RETURN	Mel McGaha.....	William & Mary.....	1948 Dixie Bowl.....	70
MOST ALL-PURPOSE YARDS	Alex Collins.....	Kansas State.....	2016 Liberty Bowl.....	259
	(25 plays, 185 yards rushing, 74 kick return yards)			
MOST YARDS GAINED TOTAL OFFENSE	Taylen Green.....	Texas Tech.....	2024 Liberty Bowl.....	422
	(66 plays, 81 yards rushing, 341 yards passing)			



RYAN MALLET broke the Arkansas bowl record for pass attempts and completions. He also tied the school record for most passing touchdowns in a bowl game at the 2011 Allstate Sugar Bowl against Ohio State.

MOST PUNT RETURNS	Reggie Fish.....	Wisconsin.....	2007 Capital One Bowl.....	5 (15 yards)
MOST PUNT RETURN YARDS	Gary Anderson.....	Tulane.....	1980 Hall of Fame Bowl.....	80
LONGEST PUNT RETURN	Gary Anderson.....	Tulane.....	1980 Hall of Fame Bowl.....	80
MOST KICKOFF RETURNS	Felix Jones.....	Missouri.....	2008 Cotton Bowl.....	4
	Dedrick Poole.....	Minnesota.....	2002 Music City Bowl.....	4
	Steven Harris.....	UNLV.....	2000 Las Vegas Bowl.....	4
	James Rouse.....	Georgia.....	1987 Liberty Bowl.....	4
	Marshall Foreman.....	Oklahoma.....	1987 Orange Bowl.....	4
	Lance Alworth.....	Alabama.....	1962 Sugar Bowl.....	4
MOST KICKOFF RETURN YARDS	Marshall Foreman.....	Oklahoma.....	1987 Orange Bowl.....	92
LONGEST KICKOFF RETURN	Alex Collins.....	Kansas State.....	2016 Liberty Bowl.....	68
MOST POINTS SCORED	Alex Collins.....	Kansas State.....	2016 Liberty Bowl.....	18 (3 TDs)
MOST TOUCHDOWNS SCORED	Alex Collins.....	Kansas State.....	2016 Liberty Bowl.....	3
MOST FIELD GOALS	Chris Balseiro.....	Missouri.....	2003 Independence Bowl.....	4
MOST FIELD GOAL ATTEMPTS	Bob White.....	Georgia.....	1969 Sugar Bowl.....	5
MOST PATS	Cam Little.....	Kansas.....	2022 Liberty Bowl.....	6
	Cole Hedlund.....	Kansas State.....	2016 Liberty Bowl.....	6
MOST PAT ATTEMPTS	Cam Little.....	Kansas.....	2022 Liberty Bowl.....	6
	Cole Hedlund.....	Kansas State.....	2016 Liberty Bowl.....	6
LONGEST SCORING RUN	Felix Jones.....	Wisconsin.....	2007 Capital One Bowl.....	76
LONGEST SCORING PASS	T. Green-D. James.....	Texas Tech.....	2024 Liberty Bowl.....	92
LONGEST FIELD GOAL	Kendall Trainor.....	UCLA.....	1989 Cotton Bowl.....	49
LONGEST SCORING INTERCEPTION RETURN	Mel McGaha.....	William & Mary.....	1948 Dixie Bowl.....	70
LONGEST SCORING PUNT RETURN	Gary Anderson.....	Tulane.....	1980 Hall of Fame Bowl.....	80

TEAM

MOST FIRST DOWNS	Tennessee.....	1990 Cotton Bowl.....	31
MOST FIRST DOWNS RUSHING	Florida.....	1982 Bluebonnet Bowl.....	22
MOST FIRST DOWNS PASSING	Kansas State.....	2016 Liberty Bowl.....	14
	Ohio State.....	2011 Sugar Bowl.....	14
MOST FIRST DOWNS PENALTY	Georgia.....	1991 Independence Bowl.....	5
MOST YARDS RUSHING	Kansas.....	2022 Liberty Bowl.....	394
MOST CARRIES	Tennessee.....	1990 Cotton Bowl.....	72
MOST YARDS PASSING	Ole Miss.....	2024 Liberty Bowl.....	341
MOST ATTEMPTS PASSING	Ohio State.....	2011 Sugar Bowl.....	47
MOST COMPLETIONS	Ohio State.....	2011 Sugar Bowl.....	24
MOST PASSES HAD INTERCEPTED	Oklahoma.....	1987 Orange Bowl.....	5
	Georgia.....	1991 Independence Bowl.....	5
MOST TOUCHDOWN PASSES	Texas Tech.....	2024 Liberty Bowl.....	2
	Kansas.....	2022 Liberty Bowl.....	2
	Virginia Tech.....	2016 Belk Bowl.....	2
	Texas.....	2014 Texas Bowl.....	2
	Kansas State.....	2012 Cotton Bowl.....	2
	Ohio State.....	2011 Sugar Bowl.....	2
	Minnesota.....	2002 Music City Bowl.....	2
	UNLV.....	2000 Las Vegas Bowl.....	2
	Michigan.....	1999 Citrus Bowl.....	2
	North Carolina.....	1981 Gator Bowl.....	2
	Ole Miss.....	1970 Sugar Bowl.....	2
MOST YARDS TOTAL OFFENSE	Kansas.....	2022 Liberty Bowl.....	681
MOST PLAYS TOTAL OFFENSE	Tennessee.....	1990 Cotton Bowl.....	94
MOST PENALTIES	Virginia Tech.....	2016 Belk Bowl.....	12 (75 yards)
	Wisconsin.....	2007 Capital One Bowl.....	12 (123 yards)
MOST YARDS PENALIZED	Wisconsin.....	2007 Capital One Bowl.....	123 (12 penalties)
FEWEST PENALTIES	Tulane.....	1980 Hall of Fame Bowl.....	1
	Alabama.....	1980 Sugar Bowl.....	1
	LSU.....	1947 Cotton Bowl.....	1
FEWEST YARDS PENALIZED	LSU.....	1947 Cotton Bowl.....	5
MOST FUMBLES	Georgia.....	1976 Cotton Bowl.....	6
MOST FUMBLES LOST	Missouri.....	2008 Cotton Bowl.....	4
MOST INTERCEPTIONS	Tennessee.....	1971 Liberty Bowl.....	3
	Georgia.....	1969 Sugar Bowl.....	3
MOST INTERCEPTION RETURN YARDS	William & Mary.....	1948 Dixie Bowl.....	70
MOST PUNT RETURNS	Texas.....	2000 Cotton Bowl.....	6
MOST PUNT RETURN YARDS	Tulane.....	1980 Hall of Fame Bowl.....	80
MOST KICKOFF RETURNS	Missouri.....	2008 Cotton Bowl.....	7
	Minnesota.....	2002 Music City Bowl.....	7
MOST KICKOFF RETURN YARDS	Missouri.....	2008 Cotton Bowl.....	168
MOST POINTS SCORED	Kansas.....	2022 Liberty Bowl.....	55
FEWEST POINTS SCORED	LSU.....	1947 Cotton Bowl.....	0
MOST POINTS ALLOWED	Kansas.....	2022 Liberty Bowl.....	53
FEWEST POINTS ALLOWED	LSU.....	1947 Cotton Bowl.....	0



BOWL RECORDS

INDIVIDUAL (OPPONENT)

MOST CARRIES	Dominique Lindsay	East Carolina	2010 Liberty Bowl	33
MOST YARDS GAINED RUSHING	Tony Temple	Missouri	2008 Cotton Bowl	281
MOST PASSES ATTEMPTED	Jalon Daniels	Kansas	2022 Liberty Bowl	55
MOST PASSES COMPLETED	Jalon Daniels	Kansas	2022 Liberty Bowl	37
MOST YARDS GAINED PASSING	Jalon Daniels	Kansas	2022 Liberty Bowl	544
MOST TOUCHDOWN PASSES	Jalon Daniels	Kansas	2022 Liberty Bowl	5
MOST PASS RECEPTIONS	Luke Grimm	Kansas	2022 Liberty Bowl	10
MOST YARDS GAINED RECEIVING	Luke Grimm	Kansas	2022 Liberty Bowl	167
MOST TOUCHDOWN RECEPTIONS	Dwayne Dixon	Florida	1982 Bluebonnet Bowl	3
MOST PUNTS	Spike Jones	Georgia	1969 Sugar Bowl	10
MOST PUNTING YARDS	Spike Jones	Georgia	1969 Sugar Bowl	386
MOST INTERCEPTIONS	Pat Pinkney	East Carolina	2010 Liberty Bowl	2
	John Stocco	Wisconsin	2007 Capital One Bowl	2
	Michael Lehan	Minnesota	2002 Music City Bowl	2
	Sonny Brown	Oklahoma	1987 Orange Bowl	2
	George Wilson	Alabama	1962 Sugar Bowl	2
MOST INTERCEPTION YARDS RETURNED	Ian Gold	Michigan	1999 Citrus Bowl	46
MOST ALL-PURPOSE YARDS	Tony Temple	Missouri	2008 Cotton Bowl	281
MOST YARDS GAINED TOTAL OFFENSE	Jalon Daniels	Kansas	2022 Liberty Bowl	565
MOST PUNT RETURNS	Curtis Fagan	Oklahoma	2002 Cotton Bowl	7
MOST PUNT RETURN YARDS	Troy Mason	UNLV	2000 Las Vegas Bowl	51
MOST POINTS SCORED	Tony Temple	Missouri	2008 Cotton Bowl	24
MOST TOUCHDOWNS SCORED	Tony Temple	Missouri	2008 Cotton Bowl	4
MOST FIELD GOALS MADE	Dan Nystrom	Minnesota	2002 Music City Bowl	5
LONGEST FIELD GOAL	Taylor Mehlhaff	Wisconsin	2007 Capital One Bowl	52
	Cloyce Hinton	Ole Miss	1970 Sugar Bowl	52
LONGEST RUN FROM SCRIMMAGE	Chuck Webb	Tennessee	1990 Cotton Bowl	78
LONGEST SCORING RUN	Chuck Webb	Tennessee	1990 Cotton Bowl	78
LONGEST PASS COMPLETION	A. Kelly-A. Morgan	Tennessee	1990 Cotton Bowl	84
LONGEST SCORING PASS	A. Kelly-A. Morgan	Tennessee	1990 Cotton Bowl	84
LONGEST INTERCEPTION RETURN	Eddie Brown	Tennessee	1971 Liberty Bowl	47

TEAM (OPPONENT)

MOST RUSHING ATTEMPTS	North Carolina	1981 Gator Bowl	65
MOST NET YARDS RUSHING	Missouri	2008 Cotton Bowl	323
MOST PASSES COMPLETED	Kansas	2022 Liberty Bowl	37
MOST YARDS PASSING	Kansas	2022 Liberty Bowl	544
MOST TOTAL OFFENSE YARDS	Kansas	2022 Liberty Bowl	603
MOST PUNTS	Centenary	1934 Dixie Classic	13
MOST POINTS	Kansas	2022 Liberty Bowl	53
MOST FIELD GOALS MADE	Minnesota	2002 Music City Bowl	5
FEWEST FIRST DOWNS	Texas	2014 Texas Bowl	7
FEWEST FIRST DOWNS RUSHING	Texas	2014 Texas Bowl	1
	Wisconsin	2007 Capital One Bowl	1
FEWEST FIRST DOWNS PASSING	Alabama	1962 Sugar Bowl	0
MOST FUMBLES	Georgia	1969 Sugar Bowl	7
MOST FUMBLES LOST	Georgia	1969 Sugar Bowl	5
MOST PENALTIES	UNLV	2000 Las Vegas Bowl	12
	Michigan	1999 Citrus Bowl	12
MOST PENALTY YARDS	UNLV	2000 Las Vegas Bowl	119
FEWEST RUSHING ATTEMPTS	Kansas State	2016 Liberty Bowl	22
FEWEST NET YARDS RUSHING	Texas	2000 Cotton Bowl	27
MOST YARDS LOST	Georgia	1969 Sugar Bowl	96
FEWEST PASSES COMPLETED	Oklahoma	1987 Orange Bowl	2
FEWEST TOTAL OFFENSE PLAYS	Kansas State	2016 Liberty Bowl	47
FEWEST TOTAL OFFENSE YARDS	Nebraska	1965 Cotton Bowl	168
FEWEST PASSES ATTEMPTED	Oklahoma	1987 Orange Bowl	5
FEWEST YARDS PASSING	Alabama	1962 Sugar Bowl	20



ALEX COLLINS set Arkansas bowl records for most all-purpose yards, longest kickoff return, most points scored and most touchdowns in the Razorbacks' 45-23 win over Kansas State in the 2016 AutoZone Liberty Bowl.



PRO HOGS IN THE NFL DRAFT

NFL DRAFT QUICK FACTS

- At least one player drafted in 30 straight drafts.
- Multiple picks in 14 of last 15 Drafts.
- Treyton Burks became the 24th Razorback to be selected in the first round when he was tabbed 18th overall by Tennessee in 2022.

2025	TEAM	POS	RD	PICK
Isaac TeSlaa	Detroit	WR	3	70
Landon Jackson	Buffalo	DE	3	72

2024	TEAM	POS	RD	PICK
Cam Little	Jacksonville	K	6	212
Beaux Limmer	Los Angeles Rams	OL	6	217

2023	TEAM	POS	RD	PICK
Drew Sanders	Denver	LB	3	67
Ricky Stromberg	Washington	OL	3	97

2022	TEAM	POS	RD	PICK
Treyton Burks	Tennessee	WR	1	18
John Ridgeway	Dallas	DT	5	178
Montaric Brown	Jacksonville	CB	7	222

2021	TEAM	POS	RD	PICK
Jonathan Marshall	New York Jets	DL	6	207

2020	TEAM	POS	RD	PICK
McTelvin Agim	Denver	DL	3	95
Kamren Curl	Washington	DB	7	216

2019	TEAM	POS	RD	PICK
Hjalte Froholdt	New England	G	4	118
Dre Greenlaw	San Francisco	LB	5	148
Armon Watts	Minnesota	DT	6	190

2018	TEAM	POS	RD	PICK
Frank Ragnow	Detroit	C	1	20
David Williams	Denver	RB	7	226


2017	TEAM	POS	RD	PICK
Deatrich Wise Jr.	New England	DE	4	131
Jeremy Sprinkle	Washington	TE	5	154
Jeremiah Ledbetter	Detroit	DE	6	205

2016	TEAM	POS	RD	PICK
Hunter Henry	San Diego	TE	2	35
Jonathan Williams	Buffalo	RB	5	156
Alex Collins	Seattle	RB	5	171
Sebastian Tretola	Tennessee	G	6	193
Brandon Allen	Jacksonville	QB	6	201

2015	TEAM	POS	RD	PICK
Trey Flowers	New England	DE	4	101
Martrell Spaight	Washington	LB	5	141
Tevin Mitchel	Washington	CB	6	182
Darius Philon	San Diego	DT	6	192
AJ Derby	New England	TE	6	202

2014	TEAM	POS	RD	PICK
Travis Swanson	Detroit	C	3	76
Chris Smith	Jacksonville	DE	5	159
Kiero Small	Seattle	FB	7	227
Zach Hocker	Washington	K	7	228

2013	TEAM	POS	RD	PICK
Knile Davis	Kansas City	RB	3	96
Tyler Wilson	Oakland	QB	4	112
Cobi Hamilton	Cincinnati	WR	6	197
Chris Gragg	Buffalo	TE	7	222



CAM LITTLE became the youngest kicker ever selected in the NFL Draft in 2024 when Jacksonville called his name in the sixth round. Little was named to the PFWA All-Rookie Team after making 27 of his 29 field goal attempts.

2012	TEAM	POS	RD	PICK
Jake Bequette	New England	DE	3	90
Joe Adams	Carolina	WR	4	104
Jarius Wright	Minnesota	WR	4	118
Greg Childs	Minnesota	WR	4	134

2011	TEAM	POS	RD	PICK
Ryan Mallett	New England	QB	3	74
D.J. Williams	Green Bay	TE	5	141
DeMarcus Love	Minnesota	T	6	168

2010	TEAM	POS	RD	PICK
Mitch Petrus	New York Giants	G	5	147

2009	TEAM	POS	RD	PICK
Jonathan Luigs	Cincinnati	C	4	106

2008	TEAM	POS	RD	PICK
Darren McFadden	Oakland	RB	1	4
Felix Jones	Dallas	RB	1	22
Marcus Harrison	Chicago Bears	DT	3	90
Nate Garner	New York Jets	T	7	211
Peyton Hillis	Denver	FB	7	227
Marcus Monk	Chicago Bears	WR	7	248

2007	TEAM	POS	RD	PICK
Jamaal Anderson	Atlanta	DE	1	8
Chris Houston	Atlanta	DB	2	41
Tony Ugoh	Indianapolis	T	2	42
Keith Jackson Jr.	St. Louis Rams	DT	7	248

2006	TEAM	POS	RD	PICK
Vickiel Vaughn	San Francisco	DB	7	254

2005	TEAM	POS	RD	PICK
Matt Jones	Jacksonville	WR	1	21
Jeb Huckeba	Seattle	LB	5	159

2004	TEAM	POS	RD	PICK
Shawn Andrews	Philadelphia	G	1	16
Ahmad Carroll	Green Bay	DB	1	25
Caleb Miller	Cincinnati	LB	3	80
Cedric Cobbs	New England	RB	4	128
Tony Bua	Miami	LB	5	160
Bo Lacy	Pittsburgh	T	6	177

2003	TEAM	POS	RD	PICK
Ken Hamlin	Seattle	DB	2	42

2002	TEAM	POS	RD	PICK
Carlos Hall	Tennessee	DE	7	240

2001	TEAM	POS	RD	PICK
Quinton Caver	Philadelphia	LB	2	55
Randy Garner	Atlanta	DE	6	167

2000	TEAM	POS	RD	PICK
Kenoy Kennedy	Denver	DB	2	45
Bobbie Williams	Philadelphia	G	2	61
David Barrett	Arizona	DB	4	102
Anthony Lucas	Green Bay	WR	4	114
Emanuel Smith	Jacksonville	WR	6	196

1999	TEAM	POS	RD	PICK
Brandon Burlsworth	Indianapolis	G	3	63
Melvin Bradley	Arizona	DE	6	202
Madre Hill	Cleveland Browns	RB	7	207
Ryan Hale	New York Giants	DT	7	225

1998	TEAM	POS	RD	PICK
David Sanders	Oakland	DE	7	235

1997	TEAM	POS	RD	PICK
Anthony Hicks	Green Bay	LB	5	160

1996	TEAM	POS	RD	PICK
Steve Conley	Pittsburgh	LB	3	72
Junior Soli	San Diego	DT	5	155

1994	TEAM	POS	RD	PICK
Henry Ford	Houston	DT	1	26
Isaac Davis	San Diego	G	2	43

1993	TEAM	POS	RD	PICK
Raylee Johnson	San Diego	DE	4	95

1991	TEAM	POS	RD	PICK
Derek Russell	Denver	WR	4	89

1990	TEAM	POS	RD	PICK
Barry Foster	Pittsburgh	RB	5	128
James Rouse	Chicago Bears	RB	8	200
Elbert Crawford	Los Angeles Rams	G	8	216
Anthony Cooney	Chicago Bears	DB	12	310

PRO HOGS IN THE NFL DRAFT



DREW SANDERS became the highest drafted Arkansas linebacker in over 20 years and the highest selected Arkansas defender in 16 years when he was selected in the third round by the Denver Broncos in 2023.

1989

Wayne Martin.....	New Orleans.....	DE.....	1.....	19
Steve Atwater.....	Denver.....	DB.....	1.....	20
Fred Childress.....	Cincinnati.....	G.....	2.....	55
Kerry Owens.....	Cincinnati.....	LB.....	4.....	89
Richard Brothers.....	Chicago Bears.....	DB.....	7.....	189
Kendall Trainor.....	Phoenix.....	K.....	9.....	234
LaSalle Harper.....	Chicago Bears.....	LB.....	9.....	243

1987

Greg Horne.....	Cincinnati.....	P.....	5.....	139
Theo Young.....	Pittsburgh.....	TE.....	12.....	317

1986

Greg Lasker.....	New York Giants.....	DB.....	2.....	53
Ravin Caldwell.....	Washington.....	LB.....	5.....	113
Bobby Edmonds Jr.....	Seattle.....	WR.....	5.....	126
Nick Miller.....	Cleveland Browns.....	LB.....	5.....	127
Kevin Wyatt.....	Miami.....	DB.....	5.....	136

1984

Ron Fautot.....	New York Jets.....	DE.....	1.....	15
Keith Kidd.....	Minnesota.....	WR.....	9.....	235

1983

Billy Ray Smith Jr.....	San Diego.....	LB.....	1.....	5
Gary Anderson.....	San Diego.....	RB.....	1.....	20
Steve Korte.....	New Orleans.....	C.....	2.....	38
Danny Walters.....	San Diego.....	DB.....	4.....	95

1982

Jeff Goff.....	Washington.....	LB.....	12.....	322
----------------	-----------------	---------	---------	-----

1981

Steve Cox.....	Cleveland Browns.....	P.....	5.....	134
Bobby Duckworth.....	San Diego.....	WR.....	6.....	162
Kevin Evans.....	New Orleans.....	DB.....	8.....	215
Hugh Jernigan.....	Detroit.....	DB.....	9.....	238
Trent Bryant.....	Baltimore Colts.....	DB.....	10.....	259

1980

Tom Ginn.....	Detroit.....	C.....	5.....	120
Mike Massey.....	Oakland.....	LB.....	11.....	291
Roland Sales.....	Cleveland Browns.....	RB.....	11.....	294
Kevin Scanlon.....	Los Angeles Rams.....	QB.....	12.....	332

1979

Dan Hampton.....	Chicago Bears.....	DT.....	1.....	4
Jerry Eckwood.....	Tampa Bay.....	RB.....	3.....	60
Vaughn Lusby.....	Cincinnati.....	DB.....	4.....	91
Ben Cowins.....	Philadelphia.....	RB.....	4.....	94
Michael Forrest.....	Kansas City.....	RB.....	12.....	305

1978

Steve Little.....	St. Louis Cardinals.....	K.....	1.....	15
Leotis Harris.....	Green Bay.....	G.....	6.....	144

1977

R.C. Thielemann.....	Atlanta.....	G.....	2.....	36
Greg Koch.....	Green Bay.....	T.....	2.....	39
Gerald Skinner.....	New England.....	T.....	4.....	109
Dennis Winston.....	Pittsburgh.....	LB.....	5.....	132
Curtis Townsend.....	San Diego.....	LB.....	10.....	265

1976

Ike Forte.....	New England.....	RB.....	2.....	35
Mike Kirkland.....	Baltimore Colts.....	QB.....	5.....	143
Scott Bull.....	San Francisco.....	QB.....	6.....	177
Richard LaFarge.....	Philadelphia.....	C.....	8.....	216
Rolland Fuchs.....	Pittsburgh.....	RB.....	11.....	319

1975

Rollen Smith.....	Cincinnati.....	DB.....	6.....	145
Floyd Hogan.....	Cleveland Browns.....	DB.....	9.....	215
Marsh White.....	New York Giants.....	RB.....	12.....	287
Brisson Manor.....	New York Jets.....	DT.....	15.....	380

1974

Danny Rhodes.....	Baltimore Colts.....	LB.....	6.....	140
Jack Ettinger.....	Chicago Bears.....	WR.....	7.....	160
Dickey Morton.....	Pittsburgh.....	RB.....	11.....	283

1973

Joe Ferguson.....	Buffalo.....	QB.....	3.....	57
Dave Reavis.....	Pittsburgh.....	DE.....	5.....	106
Tom Reed.....	Atlanta.....	G.....	8.....	195
Mike Reppond.....	Buffalo.....	WR.....	9.....	215
Don Wunderly.....	Pittsburgh.....	DT.....	10.....	258
Mike Griffin.....	Chicago Bears.....	G.....	12.....	291
Jim Hodge.....	Atlanta.....	WR.....	17.....	428

1972

Bill McClard.....	San Diego.....	K.....	3.....	61
Tom Mabry.....	New York Giants.....	T.....	8.....	184
Mike Kelson.....	New England.....	T.....	9.....	220
Ronnie Jones.....	St. Louis Cardinals.....	LB.....	11.....	265

1971

Jerry Moore.....	Chicago Bears.....	DB.....	4.....	89
Chuck Dicus.....	San Diego.....	WR.....	7.....	169
Bill Burnett.....	Baltimore Colts.....	RB.....	9.....	234
Bruce James.....	Philadelphia.....	LB.....	16.....	395
Pat Morrison.....	Buffalo.....	TE.....	17.....	419

1970

Terry Stewart.....	New York Jets.....	DB.....	6.....	150
Jerry Dossey.....	Dallas.....	G.....	8.....	205
Bruce Maxwell.....	Detroit.....	RB.....	10.....	253
Bob Stankovich.....	Kansas City.....	G.....	10.....	260
Rodney Brand.....	New York Giants.....	C.....	14.....	350
Cliff Powell.....	St. Louis Cardinals.....	LB.....	17.....	423

1969

Jim Barnes.....	Minnesota.....	G.....	5.....	121
Webster Hubbell.....	Chicago Bears.....	G.....	8.....	197
Gary Adams.....	Philadelphia.....	DB.....	12.....	288

1968

Ernie Ruple.....	Pittsburgh.....	T.....	2.....	36
Ronnie South.....	New Orleans.....	QB.....	5.....	115

1967

Loyd Phillips.....	Chicago Bears.....	DE.....	1.....	10
Harry Jones.....	Philadelphia.....	RB.....	1.....	19
Martine Bercher.....	Atlanta.....	DB.....	6.....	151

1966

James Lindsey.....	Minnesota.....	RB.....	2.....	27
Dick Cunningham.....	Detroit.....	T.....	9.....	136
Mike Bender.....	Atlanta.....	G.....	10.....	141
Bobby Burnett.....	Chicago Bears.....	RB.....	10.....	152
Jim Williams.....	Minnesota.....	DE.....	16.....	237
Bobby Crockett.....	New York Giants.....	WR.....	19.....	282

1965

Glen Ray Hines.....	St. Louis Cardinals.....	T.....	6.....	82
Ronnie Caveness.....	Los Angeles Rams.....	LB.....	9.....	121

1964

Wes Bryant.....	Minnesota.....	T.....	7.....	90
Jerry Lamb.....	St. Louis Cardinals.....	E.....	7.....	93
Gordon Quest.....	Washington.....	QB.....	20.....	270

1963

Danny Brabham.....	St. Louis Cardinals.....	LB.....	3.....	30
Billy Moody.....	Los Angeles Rams.....	HB.....	12.....	155
Dave Adams.....	Washington.....	G.....	16.....	218
Bill Clay.....	St. Louis Cardinals.....	E.....	20.....	269

1962

Lance Alworth.....	San Francisco.....	WR.....	1.....	8
John Childress.....	Washington.....	G.....	10.....	127
George McKinney.....	Philadelphia.....	B.....	13.....	180
Jerry Mazzanti.....	Philadelphia.....	DE.....	16.....	223

1961

Paul Dudley.....	Green Bay.....	B.....	4.....	54
Jim Collier.....	New York Giants.....	TE.....	7.....	95

1959

Charley Sample.....	Green Bay.....	B.....	20.....	229
Donnie Stone.....	Chicago Bears.....	HB.....	21.....	249

1958

Don Christian.....	San Francisco.....	B.....	21.....	251
--------------------	--------------------	--------	---------	-----

1957

Billy Ray Smith Sr.....	Los Angeles Rams.....	DT.....	3.....	26
George Walker.....	Cleveland Browns.....	B.....	3.....	28
Ronnie Underwood.....	Baltimore Colts.....	B.....	5.....	54

1956

Preston Carpenter.....	Cleveland Browns.....	E.....	1.....	13
Henry Moore.....	New York Giants.....	DB.....	2.....	19
Buddy Benson.....	Pittsburgh.....	B.....	27.....	316
Gerry Nesbitt.....	New York Giants.....	B.....	27.....	321
Bill Fuller.....	New York Giants.....	T.....	28.....	333

1955

Bud Brooks.....	Detroit.....	G.....	5.....	13
A.J. Baker.....	Washington.....	B.....	27.....	316

1954

Lamar McHan.....	Chicago Cardinals.....	QB.....	1.....	2
Floyd Sagely.....	San Francisco.....	DB.....	6.....	71
Tom Garlington.....	Chicago Bears.....	T.....	8.....	90
Sammy Dumas.....	Chicago Cardinals.....	G.....	14.....	158
Jack Troxell.....	Chicago Cardinals.....	B.....	17.....	194
Buster Graves.....	Detroit.....	T.....	19.....	229



PRO HOGS IN THE NFL DRAFT

1953

Lew Carpenter.....Detroit.....HB.....8.....97
 John Cole.....Baltimore Colts.....B.....10.....110
 Buddy Sutton.....Baltimore Colts.....B.....15.....170

1952

Bob Griffin.....Los Angeles.....LB.....2.....25
 Pat Summerall.....Detroit.....E.....4.....45
 Dave Hanner.....Green Bay.....DT.....5.....52
 Fred Williams.....Chicago Bears.....DT.....5.....56
 Billy Jurney.....Chicago Bears.....E.....8.....92
 Bill Ward.....New York Yanks.....G.....13.....146
 Frank Fischel.....Chicago Cardinals.....E.....20.....232

1951

Jack Richards.....Philadelphia.....E.....8.....93
 Louis Schaufele.....Philadelphia.....B.....10.....116
 Buddy Brown.....Washington.....G.....26.....221
 Buddy Rogers.....Chicago Bears.....B.....26.....312
 Fred Williams.....Cleveland Browns.....DT.....26.....315
 Marv Stendel.....Philadelphia.....E.....28.....332
 Leon Campbell.....Chicago Bears.....FB.....28.....336

1950

Leon Campbell.....Baltimore Colts.....FB.....2.....15
 Bill Bass.....Baltimore Colts.....B.....9.....106
 John Lunney.....Los Angeles Rams.....G.....12.....155
 Billy Hix.....Philadelphia.....E.....14.....183
 Alvin Duke.....Washington.....B.....18.....227
 Geno Mazzanti.....Baltimore Colts.....HB.....26.....327

1949

John Hoffman.....Chicago Bears.....HB.....5.....49
 Ross Pritchard.....Washington.....B.....17.....168
 Ed Hamilton.....Los Angeles Rams.....E.....22.....217
 Frank Lambright.....Green Bay.....G.....25.....243

1948

Clyde Scott.....Philadelphia.....HB.....1.....8
 Jim Minor.....Detroit.....T.....4.....25
 Don Richards.....Green Bay.....T.....5.....27
 Aubrey Fowler.....Philadelphia.....HB.....18.....162
 Floyd Thomas.....Green Bay.....C.....20.....181
 Theron Roberts.....New York Giants.....G.....23.....206

1947

Alton Baldwin.....Boston Yanks.....E.....4.....25
 Earl Wheeler.....Washington.....C.....15.....128
 Herm Lubker.....Green Bay.....E.....26.....241

1946

Mike Schumchyk.....Los Angeles.....E.....9.....80
 Alton Baldwin.....Chicago Cardinals.....E.....29.....271

1945

Leon Pense.....Pittsburgh.....DB.....9.....79
 Lamar Dingler.....Green Bay.....E.....9.....87
 Ben Jones.....Boston Yanks.....E.....11.....102
 Jim Young.....New York Giants.....T.....11.....108
 Bob Boozer.....New York Giants.....T.....13.....130
 Marv Lindsey.....Green Bay.....B.....14.....142
 Charley Lively.....Brooklyn.....T.....20.....199
 Ray Pipkin.....New York Giants.....B.....29.....306

1944

Virgil Johnson.....Green Bay.....E.....11.....104
 David Jones.....Cleveland Rams.....B.....22.....229
 Paul Paladino.....Green Bay.....G.....29.....302

1943

Bob Forte.....Green Bay.....B.....11.....98
 Jay Lawhorn.....Philadelphia.....T.....23.....212
 Harry Wynne.....Pittsburgh.....E.....24.....227
 Bob Green.....Brooklyn.....T.....27.....254

1942

Firman Bynum.....Detroit.....T.....16.....145
 R.C. Pitts.....Brooklyn.....E.....17.....157

1941

Red Hickey.....Philadelphia.....E.....6.....98
 Milt Simington.....Cleveland Rams.....G.....9.....74
 Maurice Britt.....Detroit.....E.....13.....115
 Johnny Frieberger.....Green Bay.....E.....15.....13

1940

Kay Eakin.....Pittsburgh.....HB.....1.....3
 Saul Singer.....Philadelphia.....T.....6.....43
 Wilfred Thorpe.....Cleveland Rams.....G.....9.....75
 Bolo Perdue.....Washington.....DE.....16.....148

1939

Lloyd Woodell.....New York Giants.....C.....7.....60

1938

Jack Robbins.....Chicago Cardinals.....HB.....1.....5
 Jim Benton.....Cleveland Rams.....E.....2.....11
 Ray Hamilton.....Cleveland Rams.....E.....6.....41
 Dwight Sloan.....Chicago Cardinals.....B.....10.....85



Selected with the fourth overall pick in the 2008 NFL Draft by the Oakland Raiders, **DARREN McFADDEN** joined Dan Hampton as the highest choice in program history in the draft's modern era (1970-present).

PRO HOGS IN THE NFL



A
 Chad Abernathy..... Minnesota, Scottish (NFLE) [2000]
 Gary Adams Philadelphia [1969]; Pottstown (ACFL) [1969]
 Joe Adams Carolina [2012-13]; Edmonton (CFL) [2014]; Houston [2014];
 British Columbia (CFL) [2014]; Texas (CIF) [2016-17]; San Jose (AFL) [2016]
 O'Neal Adams New York Giants [1942-45]; Brooklyn (AAFC) [1946-47]
 McTelvin Agim... Denver [2020-21]; Indianapolis [2023]; Houston [2024]; Tennessee^ [2024]
 Anders Akerstrom... New Orleans [2005]; Frankfurt (NFLE) [2005]; Hamburg (NFLE) [2006]
 Winston Alderson..... Houston, Amsterdam (NFLE) [1998]
 Austin Allen Tampa Bay [2018]; Salt Lake (AAF) [2019]
 Brandon Allen Denver [2019]; Cincinnati [2020-22]; Jacksonville [2016-17];
 Los Angeles Rams [2017-18]; San Francisco [2023-2024]; Tennessee [2025]
 Lance Alworth* San Diego [1962-70]; Dallas [1971-72]
 Gary Anderson* Tampa Bay (USFL) [1983-85]; San Diego [1985-88];
 Tampa Bay [1990-93]; Detroit [1993]; Memphis (CFL) [1995]
 Jamaal Anderson* Atlanta [2007-10]; Indianapolis [2011];
 Cincinnati [2012-13]; Chicago [2013]
 Ken Anderson..... Chicago [1999]; Rhein (NFLE) [2000]; Orlando (XFL) [2001]
 Shawn Andrews* Philadelphia [2004-09]; New York Giants [2010]
 Rick Apolskis New York Giants; Barcelona (WLAFL) [1991]; Birmingham (WLAFL) [1992]
 Steve Atwater* Denver [1989-98]; New York Jets [1999]



During his 10 seasons with the Denver Broncos, **STEVE ATWATER** was selected to the Pro Bowl eight times, second-most in franchise history. Atwater started all 155 games while he was with Denver, including Super Bowl XXXII, where he posted one of the best performances ever by a safety in a Super Bowl.

B
 Herman Bagby Brooklyn (AAFC) [1926]; Cleveland (AAFC) [1927]
 Alvin Bailey Seattle [2013-15]; Cleveland [2016-17]
 Alton Baldwin Buffalo (AAFC) [1947-49]; Green Bay [1950];
 Ottawa (CFL) [1951-52]; Hamilton (CFL) [1953]
 Hubert Barker Patterson (AA) [1942]; New York Giants [1942-45]
 David Barrett Arizona [2000-03]; New York Jets [2004-08]
 Jake Bates Detroit [2024-pres.]
 Jake Bequette New England [2012-15]
 Jay Bequette Oklahoma (USFL) [1984]
 Geno Bell New York Jets [1998-99]; Cleveland [2000]
 Mike Bender Atlanta [1966]
 Ken Benson Toronto (CFL) [1992-93]; Baltimore (CFL) [1995-96];
 Toronto (CFL) [1996-97]; Saskatchewan (CFL) [1998-99]
 Jim Benton Cleveland Rams [1938-42]; Chicago [1943];
 Cleveland Rams [1944-45]; Los Angeles [1946-47]
 DeCori Birmingham New England [2005]; New York Jets [2005]; San Francisco [2006];
 New York Giants [2006-07]; Indianapolis [2007]; Carolina [2007-09];
 Toronto (CFL) [2010]
 Kirk Botkin New England [1994]; New Orleans [1994-95]; Pittsburgh [1996-97]
 Danny Brabham Houston [1963-67]; Cincinnati [1968]
 Vincent Bradford San Francisco [1997]; Rhein (NFLE) [1998-00]
 Melvin Bradley Arizona [1999]; Calgary (CFL) [2002]; Winnipeg (CFL) [2004]
 Jesse Branch Calgary (CFL) [1963-64]; Edmonton (CFL) [1965]

Robert Brannon Portland (USFL) [1985]; Cleveland [1987]; New Orleans [1987]
 Sam Breedon New Orleans [2004]; Green Bay [2005];
 Frankfurt (NFLE) [2005]; Saskatchewan (CFL) [2006]
 Jermaine Brooks Dallas [2003-05]
 Richard Brothers Chicago [1989]; Toronto (CFL) [1989]
 Maurice Britt Detroit [1941]
 Jon Brittenum San Diego [1968]; Arkansas (COFL) [1969]
 Bud Brooks Detroit [1955]
 Richard Brothers Chicago [1989]; Toronto (CFL) [1989]
 Anthony Brown Chicago [2007]
 Bill Brown Washington [1951-52]; Green Bay [1953-56]
 Montaric Brown Jacksonville [2022-pres.]
 Trent Bryant Kansas City [1982-83, 87]; Washington [1981]; Chicago (USFL) [1984];
 Arizona (USFL) [1985]; Los Angeles (USFL) [1985]; Saskatchewan (CFL) [1986-87]
 Wes Bryant Minnesota [1964]; Toronto (CFL) [1965]
 Tony Bua Miami [2004-05]; Cincinnati [2006]; Calgary (CFL) [2007]
 Scott Bull San Francisco [1976-78]
 Dick Bumpas British Columbia (CFL) [1974]; Pittsburgh; Memphis (WFL) [1974-76]
 Treyton Burks* Tennessee [2022-pres.]
 Brandon Burlsworth Indianapolis [1998]
 Bobby Burnett Buffalo [1966-67]; Denver [1969]; Las Vegas (COFL) [1969]

C
 Ron Calcagni Montreal (CFL) [1979]; Ottawa (CFL) [1980-81]
 Ravin Caldwell Washington [1987-92]
 Leon Campbell Baltimore [1950]; Chicago [1952-54]; Pittsburgh [1955]
 Lew Carpenter Detroit [1953-55]; Cleveland [1957-58]; Green Bay [1959-63]
 Preston Carpenter* Cleveland [1956-59]; Pittsburgh [1960-63]; Washington [1964-66];
 Minnesota [1966]; Miami [1967]
 Ahmad Carroll* Green Bay [2004-05]; Jacksonville [2006]; Orlando (AFL) [2008];
 New York Jets [2008-09]; Virginia (UFL) [2011]; Orlando (UFL) [2012];
 Orlando (AFL) [2012]; Arizona (AFL) [2012]; Toronto (CFL) [2012]
 Albert Casey St. Louis Browns
 Daryl Cato Miami (AAFC) [1946]
 Ronnie Caveness Kansas City [1965]; Houston [1966-68]
 Quinton Caver Philadelphia [2001-02]; Kansas City [2002-04];
 Dallas [2005-06]; Hamilton (CFL) [2007]
 Tyrone Chatman British Columbia (CFL) [1994-97]
 Freddie Childress New England [1991]; Cleveland [1992]; Shreveport (CFL) [1994];
 Birmingham (CFL) [1995]; Calgary (CFL) [1997-03]; Saskatchewan (CFL) [2004-06]
 Greg Childs Minnesota [2012-13]
 Chrys Chukwuma Dallas [2000]; Las Vegas (XFL) [2001]; Tennessee [2001];
 Edmonton (CFL) [2002]; Montgomery (AIFA) [2005]; Arkansas (NIFL) [2006]
 Jessie Clark Green Bay [1983-87]; Detroit [1988]; Phoenix [1988-89]; Minnesota [1989-90]
 Thomas Cobb Kansas City [1926]; Cleveland [1927]; Detroit [1928]; Chicago Cardinals [1931]
 Cedric Cobbs New England [2004-05]; Denver [2006]; Arkansas (AF2) [2008]
 Raymond Cole Milwaukee [1940-41]
 James Collier New York Giants [1962]; Washington [1963]
 Alex Collins Seattle [2016-17, 2020-21]; Baltimore [2017-19]
 Steven Conley Pittsburgh [1996-98]; Indianapolis [1998];
 Saskatchewan (CFL) [1999]; Chicago (XFL) [2001]
 Brey Cook Washington [2015]
 Grant Cook Green Bay [2012]; Minnesota [2012]
 Anthony Cooney Chicago [1990]; San Antonio (WLAFL) [1991-92]
 D.J. Cooper New Orleans; Memphis (XFL) [2001]
 Charles Corgan Kansas City [1924-26]; Hartford [1926]; New York Giants [1927]
 Ben Cowins Philadelphia [1979]; Kansas City [1979]; Toronto, (CFL) [1980]
 Steve Cox Cleveland [1981-84]; Washington [1985-88]
 Reggie Craig Kansas City [1975-76]; Buffalo [1977]; Cleveland [1977]
 Elbert Crawford Los Angeles Rams [1990]; New England [1990-91]; Denver [1992]
 Milan Creighton Chicago Cardinals [1931-37]
 Bobby Crockett Buffalo [1966-69]
 Tom Crowder Dallas [2004-06]
 Dick Cunningham Detroit [1966]; Buffalo [1967-72]; Philadelphia [1973]; Houston [1973]
 De'Anthony Curtis Tampa Bay [2012]
 Kamren Curl Washington [2020-23]; Los Angeles Rams [2024-pres.]

D
 Weston Dacus Kansas City [2008-09]; Florida (UFL) [2010]; Virginia (UFL) [2011]
 Kim Dameron Memphis (USFL) [1984]
 Joe Dean Davenport San Francisco; Indianapolis [2001-03]
 Andrew Davis New York Jets [2009]; Carolina [2009]
 Brandon Davis# Cleveland [2002]; Philadelphia [2003]
 Curt Davis Atlanta [2001]



PRO HOGS IN THE NFL

Isaac Davis San Diego [1994-97]; New Orleans [1997]; Minnesota [1998]; Oakland [1999]; Memphis (XFL) [2001]
 Knile Davis Kansas City [2013-16]; Green Bay [2016]; New York Jets [2016]; Kansas City [2017]; Pittsburgh [2017]; Chicago [2018]
 A.J. Derby New England [2015-16]; Denver [2016-17]; Miami [2017-18]; New Orleans [2019]
 Ron Dickerson Jr. Kansas City [1993-94]; Scottish (NFL) [1996-97]; London (NFL) [1997]
 Chuck Dicus San Diego [1971-72]; Pittsburgh [1973]
 Arrior Dixon Kansas City [2005-06]
 Ray Dominguez Green Bay [2011]; Carolina [2012]; Dallas [2013]; Orlando (AFL) [2015]
 Freddie Douglas Pittsburgh; Tampa Bay [1976]
 Bobby Duckworth San Diego [1982-84]; Los Angeles Rams [1985-86]; Philadelphia [1986]
 Paul Dudley New York Giants [1962]; Philadelphia [1963]; Calgary (CFL) [1964-65]; Saskatchewan (CFL) [1966]

E
 Kay Eakin* New York Giants [1940-41]; Miami (AAFC) [1946]
 Jerry Eckwood Tampa Bay [1979-81]
 Bobby Joe Edmonds Seattle [1986-88]; Los Angeles Raiders [1989]; Detroit [1989]; Tampa Bay [1995]
 Brooks Ellis New England [2017]; Jacksonville [2018]
 Anthony Eubanks Dallas [1998]
 Jack Ettinger Memphis (WFL) [1974]

F
 Ron Fautrot New York Jets [1984-85]
 Robert Felton Buffalo [2008]; Oakland [2008]
 Joe Ferguson Buffalo [1973-84]; Detroit [1985-87]; Tampa Bay [1988-89]; Indianapolis [1990]; San Antonio (CFL) [1995]
 Milton Fields Birmingham (USFL) [1984]; Washington [1984]
 Trey Flowers New England [2015-18]; Detroit [2019-21]; Miami [2022]
 Henry Ford* Houston/Tennessee [1994-2002]; New Orleans [2003]
 Ike Forte New England [1976-77]; Washington [1978-80]; New York Giants [1981]
 Robert Forte Green Bay [1946-53]
 Barry Foster Pittsburgh [1990-94]
 Aubrey Fowler Baltimore Colts [1948]
 Jerry Franklin Denver [2012]; Carolina [2012]; Dallas [2012]; Chicago [2012-13]; Kansas City [2014]; New Orleans [2014-15]; Detroit [2016]
 Feleipe Franks Atlanta [2021-23, 2025-pres.]; Carolina [2024]
 Hjalte Froholdt New England [2019-20]; Houston [2020-21]; Cleveland [2021-22.]; Arizona [2022-pres.]

G
 Rohan Gaines Los Angeles Rams [2016]
 Nate Garner New York Jets [2008]; Miami Dolphins [2008-14]
 Randy Garner Atlanta [2001]; Jacksonville [2002]; Rhein Fire (NFL) [2004]; Denver Broncos [2004]
 Grant Garrett Green Bay [1998]; Kansas City [1999]; Berlin (NFL) [2000]
 Greg Gatzony San Diego [2012-13]
 Johnny Gibson Jr. Philadelphia [2019]
 Tom Ginn Detroit [1980-81]
 Jeff Goff Washington [1982]; Edmonton (CFL) [1983]
 Brett Goode Jacksonville [2007]; Green Bay [2008-17]
 Chris Gragg Buffalo [2013-16]; New York Jets [2017]
 Michael Grant Jacksonville [2008]; Kansas City [2008]; Washington [2008-09]; Florida (UFL) [2009]; Cleveland [2009]; Toronto (CFL) [2010]
 Oscar Gray Seattle [1996-97]
 Dre Greenlaw Denver [2025-pres.]; San Francisco [2019-2024]
 Antonio Grier Jr. Tampa Bay [2024-pres.]
 Bob Griffin Los Angeles Rams [1953-57]; Calgary (WIFU) [1959]; St. Louis Cardinals [1961]

H
 John Haden New York Giants [1936-38]
 Ryan Hale New York Giants [1999-2000]
 Carlos Hall Tennessee [2002-05]; Kansas City [2005-06]; Denver [2007]
 Cobi Hamilton Cincinnati [2013-14, 14-15]; Philadelphia [2014]; Miami [2015]; Carolina [2016]; Pittsburgh [2016]; Houston [2017]; Arizona [2018]; Indianapolis [2018]
 Ray Hamilton Detroit [1939]; Philadelphia [1940]; Cleveland/Los Angeles Rams [1938, 44-45, 46-47]
 Ken Hamlin Seattle [2003-06]; Dallas [2007-09]; Baltimore [2010]; Indianapolis [2010-11]
 Dan Hampton* Chicago [1979-90]
 William Hampton Montreal (CFL) [1979-84]
 Dave Hanner Green Bay [1952-64]
 LaSalle Harper Chicago [1989]; New York Giants [1989]
 Chase Harrell San Francisco [2020]



As a rookie in 2016, **HUNTER HENRY** led the Chargers with eight touchdown catches – tied for most in the NFL by a tight end and tied for second in the league among rookies.

Corey Harris Atlanta
 De'Jon Harris Green Bay [2020-21]; Washington [2021-23]
 Elliott Harris Pittsburgh [2005]; Houston [2006]
 Leotis Harris Green Bay [1978-83]
 Steven Harris Washington [2005-07]
 Wayne Harris Calgary (CFL) [1961-72]
 Marcus Harrison Chicago [2008-10]
 Keon Hatcher Oakland [2017-18]; Detroit [2018]; Green Bay [2018-19]; Oakland [2018]; New York Jets [2019-20]
 Ken Hayden Philadelphia [1942]; Washington [1943]
 Hunter Henry San Diego/Los Angeles Chargers [2016-20]; New England [2021-pres.]
 Chuck Herman Atlanta [1980]
 Javonte Herndon San Diego [2014-16]; Dallas [2017]
 Howard Hickey Pittsburgh [1941]; Kenosha [1941]; Cleveland/Los Angeles Rams [1941, 45-48]
 Anthony Hicks Green Bay [1997]; Jacksonville
 Alonzo Highsmith Miami [2013]; Kansas City [2014]; Omaha (FFL) [2014]; Washington [2015]; Hudson Valley (FFL) [2015]
 Madre Hill ... Cleveland [1999-2000]; Berlin (NFL) [2001]; San Diego [2001]; Oakland [2002]
 Peyton Hillis Denver [2008-09]; Cleveland [2010-11]; Kansas City [2012]; Tampa Bay [2013]; New York Giants [2013-14]
 Glen Ray Hines Houston [1966-70]; New Orleans [1971-72]; Pittsburgh [1973]; Houston/Shreveport (WFL) [1974]
 Bill Hix Philadelphia [1950]
 Gary Hobbs Kansas City
 Zach Hocker Washington [2014]; Miami [2015]; New Orleans [2015]; St. Louis [2015]; Cincinnati [2016]; Tampa Bay [2017]
 John Hoffman Chicago [1949-56]
 Floyd Hogan British Columbia (CFL) [1975]
 Cody Hollister New England [2017-18]; Tennessee [2019-23]
 Derek Holloway Michigan (USFL) [1983-84]; Oakland (USFL) [1985]; Washington [1986]; Tampa Bay [1987]; Calgary (CFL) [1991]; Sacramento (WFL) [1991]; Detroit (AFL) [1992]; Buffalo (AFL) [1999]
 Greg Horne Cincinnati [1987]; St. Louis/Phoenix [1987-88]; Washington; London (WFL) [1991]; Montreal (WFL) [1992]
 Julian Horton Tennessee [2014]
 Raymond House Atlanta [2003-04]; Ottawa (CFL) [2004]
 Chris Houston Atlanta [2007-09]; Detroit [2010-13]; Carolina [2015]
 De'Arrius Howard Kansas City [2006]
 Jim Lee Howell New York Giants [1937-42, 46-48]; Tampa Bay
 Jeb Huckeba Seattle [2005-06]

I
 Darwin Ireland Chicago [1994-95]
 Sam Irwin-Hill Dallas [2017]; Washington [2018]; San Diego (AAF) [2019]; Atlanta [2019-20]

J
 Bijan Jackson Los Angeles Chargers [2018]
 Eddie Jackson Carolina [2004]; Miami [2005-06]; New England [2007]; Washington [2008]
 Keith Jackson St. Louis [2007]; San Diego [2008]
 Landon Jackson Buffalo [2025-pres.]



PRO HOGS IN THE NFL

Jerry Jacobs Detroit [2021-23]
 Charles Jamerson Hartford [1926]
 Michael James Dallas
 Cameron Jefferson Chicago [2015]; Denver [2015-16]; Buffalo [2017];
 Washington [2017-18]; Saskatchewan (CFL) [2019-21]
 Michael Jenkins Toronto (CFL) [2000-01]; Houston [2002];
 Montreal (CFL) [2005]; Edmonton (CFL) [2005]
 Dennis Johnson Houston [2013]; Cleveland [2013]; Brooklyn Bolts (FXFL) [2014]
 Ray Lee Johnson San Diego [1993-03]; Denver [2004]
 Felix Jones* Dallas [2008-12]; Philadelphia [2013]; Pittsburgh [2013]
 Harry Jones* Philadelphia [1967-70]
 J.J. Jones Dallas [2001]; New Orleans [2002-03]; Scottish (NFLE) [2004]
 Matt Jones* Jacksonville [2005-08]; Cincinnati [2010]

K
 Allen Keen Philadelphia [1937-38]
 Randy Kelly Kansas City [2007]
 Xavier Kelly Baltimore [2021]
 Kenoy Kennedy Denver [2000-04]; Detroit [2005-07]
 Carl Kidd Oakland [1995-96]; British Columbia (CFL) [2000-06]; Minnesota [2001]
 Keith Kidd Minnesota [1987]
 Denver Kirkland Oakland [2016-18]; Arizona [2018]
 Mike Kirkland Baltimore Colts [1976-78]
 Steve Korte New Orleans [1983-89]
 Greg Koch Green Bay [1977-85]; Miami [1986-87]; Minnesota [1987]

L
 Bo Lacy Pittsburgh [2004]; Cleveland [2004]; Chicago [2004];
 Indianapolis [2005]; Atlanta [2006]
 Jerry Lamb Kansas City [1964]
 Sacha Lancaster Los Angeles (AFL) [2002]; Arkansas (AF2) [2003];
 New Orleans (AFL) [2004]; Detroit (AFL) [2004]; Hamburg (NFLE) [2005];
 Rhein (NFLE) [2006]; British Columbia (CFL) [2007];
 Hamilton (CFL) [2008]; Jacksonville (NAL) [2011]
 Matt Landers Carolina [2023]
 Greg Lasker New York Giants [1986-88]; Phoenix [1988]; Chicago [1988]
 Homer Ledbetter Staten Island [1932]; Chicago Cardinals [1932-33]
 Jeremiah Ledbetter Detroit [2017]; Tampa Bay [2018-20]; Jacksonville [2022-24];
 New York [2025-pres.]
 Josh Liddell Tampa Bay [2018]
 Jim Lindsey Minnesota [1966-72]
 Cam Little Jacksonville [2024-pres.]
 Steve Little* St. Louis [1978-80]
 Beaux Limmer Los Angeles Rams [2024-pres.]
 Mitchell Loewen New Orleans [2016-18]; Detroit [2018]; New Orleans [2019]
 DeMarcus Love Minnesota [2011-13]; Jacksonville [2013]; New York Giants [2014];
 New Orleans [2014]; Denver [2014]; Atlanta [2015]
 Jamar Love New England [2009]; Dallas [2009]; Tampa Bay [2009]; Tennessee [2009];
 Saskatchewan (CFL) [2011]; Tampa Bay (AFL) [2012];
 Cleveland (AFL) [2013]; Nebraska (IFL) [2013-15, 17]
 Anthony Lucas Green Bay; Dallas
 Jonathan Luigs Cincinnati [2009]
 Kenneth Lunday New York Giants [1937-41, 46-47]
 Vaughn Lusby Cincinnati [1979]; Chicago [1980]

M
 Isaac Madison Dallas [2012]; Detroit [2012]
 Ryan Mallett New England [2011-14]; Houston [2014-15]; Baltimore [2015-17]
 Brison Manor Denver [1977-84]; Tampa Bay [1984]
 Fred Marshall Calgary (CFL)
 Jonathan Marshall New York Jets [2021-23]; Pittsburgh [2023-pres.]
 Wayne Martin* New Orleans [1989-2000]
 Darryl Mason Birmingham (USFL) [1983-85]
 Geno Mazzanti New York Yanks [1950]
 Jerry Mazzanti Philadelphia [1963]; Detroit [1966]; Pittsburgh [1967]
 Bruce Maxwell Detroit [1970]
 Darren McFadden* Oakland [2008-14]; Dallas [2015-17]
 Bill McClard San Diego [1972]; New Orleans [1973-75]
 Dwight McGlothern Minnesota [2024-pres.]
 Lamar McHan* Chicago Cardinals [1954-58]; Green Bay [1959-60];
 Baltimore Colts [1961-63]; San Francisco [1963]; Toronto (CFL) [1965]
 J.J. Meadors Edmonton (CFL)
 Peter Merloni Boston Braves
 Caleb Miller Cincinnati [2004-07]

Nick Miller Cleveland [1987]
 Tevin Mitchel Washington [2015]; Indianapolis [2015-17]; Oakland [2017-18];
 Hamilton (CFL) [2019]; Saskatchewan (CFL) [2020]
 Braylon Mitchell Oakland [2015]
 Verl Mitchell Atlanta
 Marcus Monk Chicago [2008]; New York Giants [2008]; Carolina [2009]
 Charles Moore Washington [1962]
 Henry Moore New York Giants [1956]; Baltimore Colts [1957]
 Jerry Moore Chicago [1971-72]; New Orleans [1973-74]
 Jim Mooty Dallas [1960]
 Drew Morgan Miami [2017-18]; Memphis (AAF) [2019]
 Alex Mortensen Tennessee [2009]
 Dickey Morton Pittsburgh [1974]; Toronto (CFL) [1975]
 Lock Morton Newark
 Tom Murphy Chicago Cardinals [1934]
 Wes Murphy Kansas City [2007]

N
 Jerico Nelson New Orleans [2012]; Texas (CIF) [2016-17]
 Gerald Nesbitt Ottawa (CFL) [1958-61]

O
 Cheyenne O'Grady Tampa Bay (USFL) [2021]
 Sam Olajubutu Tampa Bay [2007]; Saskatchewan (CFL) [2008]
 Tony Ollison Indianapolis [1990]; San Antonio (USFL) [1990]
 Kerry Owens Cincinnati [1989]; Cleveland [1989]; Ohio (WLAFL) [1992]



Arguably the greatest tackle in Philadelphia Eagles history, **JASON PETERS** made nine Pro Bowl appearances and earned six All-Pro selections in his 19 NFL seasons.

P
 Zac Painter Dallas
 Stephen Parker Miami [2007]
 Leon Pense Pittsburgh [1945]
 Jason Peters Buffalo [2004-08]; Philadelphia [2009-20]; Chicago [2021];
 Dallas [2022]; Seattle [2023]
 Mitch Petrus New York Giants [2010-12]; New England [2012]; Tennessee [2012]
 Jermaine Petty Cincinnati [2002]; Green Bay [2003]
 Loyd Phillips* Chicago [1967-69]; New Orleans
 Darius Philon San Diego/Los Angeles Chargers [2015-19]; Arizona [2019]; Las Vegas [2021]
 Joyce Pipkin New York Giants [1948]; Los Angeles (AAFC) [1949]
 Ryan Pulley Arizona [2019]; Carolina [2019]

R
 Frank Ragnow* Detroit [2018-2025]
 Santos Ramirez New York Jets [2019]; Seattle (XFL) [2020]
 Randy Ramsey Green Bay [2019-21]
 David Reavis Pittsburgh [1974-75]; Tampa Bay [1976-83]
 Mike Reppond Chicago [1973]; Chicago (WFL) [1974]; British Columbia (CFL)
 Lawrence Richardson Buffalo [2004]; Hamburg (NFLE) [2005]
 Matterral Richardson Washington [2008]; Houston [2008] New York (UFL) [2009];
 Cleveland [2009]; Toronto (CFL) [2011]



PRO HOGS IN THE NFL

Danny Rhodes..... Baltimore Colts [1974]; Saskatchewan (CFL) [1975]
 John Ridgeway III..... Dallas [2022]; New Orleans [2024-pres.]; Washington [2022-2024]
 Jack Robbins*..... Chicago Cardinals [1938-39]
 Kyle Roper..... Baltimore [2006]
 James Rouse..... Chicago [1990-91]
 Coy Ernest Ruple..... Pittsburgh [1968-69]
 Derek Russell..... Denver [1991-94]; Houston/Tennessee [1995-97]

S
 Floyd Sagely..... San Francisco [1954-56]; Chicago Cardinals [1957]
 Roland Sales..... Toronto (CFL); Montreal (CFL) [1980]
 Howard Sampson..... Green Bay [1978-79]
 David Sanders..... Oakland [1998]; Amsterdam (NFL) [1999-2000]; San Francisco (XFL)
 Drew Sanders..... Denver [2023-pres.]
 Kenny Sandlin..... Carolina [2002]; Minnesota [2003]; Scottish (NFL) [2003]
 Kevin Scanlon..... Los Angeles Rams [1980]; Hamilton (CFL) [1980]
 Clyde Scott*..... Philadelphia [1949-52]; Detroit [1952]
 Earl Scott..... Tampa Bay (AFL) [1997]; Amsterdam (WFLA) [1997];
 Amsterdam (NFL) [1998-2000]; San Jose (AFL) [1998];
 Toronto (CFL) [2001]; Memphis (XFL) [2001]
 Malcolm Sheppard..... Houston [2010]; Tennessee [2010-11]; San Jose (AFL) [2013]
 Milt Simington..... Cleveland [1941]; Pittsburgh [1942]
 Desmond Sims..... New Orleans [2007]
 Gerald Skinner..... Green Bay [1978]
 Dan Skipper..... Dallas [2017]; Detroit [2017-18; 2019-pres.]; Denver [2018-19];
 New England [2019]; Houston [2019]
 Dwight Sloan..... Chicago Cardinals [1938]; Detroit [1939-40]
 Kiero Small..... Seattle [2014]; Cleveland [2014]; Baltimore [2014-15]
 Billy Ray Smith Sr. Los Angeles Rams [1957]; Pittsburgh [1958-60];
 Baltimore Colts [1961, 63-70]
 Billy Ray Smith Jr.*..... San Diego [1983-92]
 Chris Smith..... Jacksonville [2014-16]; Cincinnati [2017-18]; Cleveland [2018-19];
 Carolina [2020]; Las Vegas [2020]; Houston [2021]
 Emanuel Smith..... Jacksonville [2000]
 Mark Smith..... Kansas City [1997]
 Richard Smith..... Kansas City [2004-05]; Washington [2006];
 Hamburg (NFL) [2006]; Edmonton (CFL) [2007]
 Rollen Smith..... St. Louis [1975]
 TJ Smith..... Los Angeles Chargers [2020]; Minnesota Vikings [2021-23]; Carolina [2024]
 Michael Snowden..... Tennessee [2001]
 Junior Soli..... San Diego [1996]
 Ryan Sorahan..... New Orleans [2004]
 Ronny South..... New Orleans [1968]
 Martrell Spaight... Washington [2015-18]; Miami [2018]; Jacksonville [2018-19]; Kansas City [2019]
 Ray Spillers..... Philadelphia [1937]; Wilmington (AA) [1938]
 Jeremy Sprinkle..... Washington [2017-21]; Dallas [2021]
 Bob Stankovitch..... Kansas City [1970]
 George Stewart..... Kansas City
 Ricky Stromberg..... Washington [2023-pres.]
 Clint Stoerner..... Dallas [2000-02]; Scottish (NFL) [2001]; Miami [2004];
 Amsterdam (NFL) [2004]; Dallas (AFL) [2005]; Nashville (AFL) [2006-07];
 Philadelphia (AFL) [2007]; Alabama (AFL) [2010]
 Donnie Stone..... Calgary (CFL) [1959-61]; Denver [1961-64]; Buffalo [1965]; Houston [1966]
 Pat Summerall..... Detroit [1952]; Chicago Cardinals [1953-57]; New York Giants [1958-61]
 Buddy Sutton..... Baltimore
 Travis Swanson..... Detroit [2014-18]; New York Jets [2018]; Miami [2018]

T
 Fred Talley..... Atlanta [2003]; Edmonton (CFL) [2004]; Montreal (CFL) [2005]; Atlanta [2006]
 Brad Taylor..... Edmonton (CFL) [1985-86]; Ottawa (CFL) [1987]
 Isaac TeSlaa..... Detroit [2025-pres.]
 R.C. Thielemann..... Atlanta [1977-84]; Washington [1985-88]
 Mick Thomas..... Atlanta
 Robert Thomas..... Washington [2014-15]; Seattle [2015]; New England [2015]; Miami [2015];
 Carolina [2016]; New York Giants [2016-18]; Buffalo [2018]
 Tramain Thomas..... Tampa Bay [2012]; Iowa (AFL) [2014]
 Wilfred Thorpe..... Cleveland [1941-42]
 Henre' Toliver..... Indianapolis [2018]; Salt Lake (AAF) [2019]; New York Giants [2019]

Curtis Townsend..... San Diego [1977]; St. Louis [1978]
 Kendall Trainor..... Phoenix [1989]; Sacramento (WFLA) [1991];
 New York/New Jersey (WFLA) [1991-92]
 Sebastian Tretola..... Tennessee [2016]; Houston (XFL) [2020]
 Zac Tubbs..... Buffalo [2007]; Sioux Falls (IFL) [2009-10]; Allen (CIF) [2012]

U
 Tony Ugho..... Indianapolis [2007-09]; Detroit [2010]; Indianapolis [2011];
 New York Giants [2011]; Kansas City [2012]
 Ronnie Underwood..... Chicago; Baltimore [1957]

V
 Jose Valdez..... Atlanta [2009-11]; St. Louis [2012];
 Virginia (UFL) [2012]; Saskatchewan (CFL) [2013]
 Clyde Van Sickle..... Frankford [1930]; Green Bay [1932-33]
 Vickiel Vaughn..... San Francisco [2006]; Washington [2007];
 Berlin (NFL) [2007]; Denver [2008]
 Darius Vinnett..... St. Louis [2007-08]; Florida (UFL) [2009-10]; Virginia (UFL) [2011-12]



DEATRICH WISE JR. had 5.0 sacks during the regular season and 2.0 in the playoffs as a rookie for New England in 2017.

W
 Dalton Wagner..... Las Vegas [2023-pres.]
 Jimmy Walker..... Edmonton (CFL) [1979]; Ottawa [1980-81]; Birmingham (USFL) [1983-84];
 Memphis (USFL) [1984]; Minnesota [1987]
 Brian Wallace..... Denver [2019]
 Gavin Walls..... Minnesota [2003]; Scottish (NFL) [2004];
 Winnipeg (CFL) [2005-10]; Montreal (CFL) [2010-11]
 Danny Walters..... San Diego [1983-87]
 Charles Washington..... Green Bay [1987]
 Armon Watts... Minnesota [2019-21]; Chicago [2022]; Pittsburgh [2023]; New England [2024]
 New York [2024-pres.]
 Orlando Watters..... Seattle [1994]
 Tim Webster..... Green Bay [1971]
 Marsh White..... New York Giants [1975-77]
 Bobbie Williams..... Philadelphia [2000-03]; Cincinnati [2004-11]; Baltimore [2012]
 Boo Williams..... New Orleans [2001-05]; New York Giants [2006]; Kansas (AFL) [2007-08]
 D.J. Williams..... Green Bay [2011-12]; Jacksonville [2013]; New England [2013];
 Tampa Bay [2014]; Washington [2015]
 David Williams..... Denver [2018]; Indianapolis [2019]
 Fred Williams..... Chicago [1952-63]; Washington [1964-65]
 Jonathan Williams..... Buffalo [2016-17]; New Orleans [2017-18]; Indianapolis [2018-19];
 Detroit [2020]; Washington [2020-23]
 Patrick Williams..... New York Jets
 Tre Williams..... Michigan (USFL) [2021]
 Demetrius Wilson..... San Diego [2015]
 George Wilson..... Detroit [2004]; Buffalo [2005-12]; Tennessee [2013-14]
 Tyler Wilson..... Oakland [2013]; Tennessee [2013]; Cincinnati [2014]
 Ronnie Wingo Jr. Atlanta [2013]; Buffalo [2013-14];
 Atlanta [2014-15]; Hamilton (CFL) [2015-16]
 Ben Winkleman..... Milwaukee [1922-24]
 Billy Winston..... New York Jets
 Dennis Winston..... Pittsburgh [1977-81, 85-86]; New Orleans [1982-85]
 Deatrich Wise Jr. New England [2017-pres.]; Washington [2025-pres.]
 Jarius Wright..... Minnesota [2012-17]; Carolina [2018-19]
 Don Wunderly..... Pittsburgh [1973]; British Columbia (CFL) [1974-77]
 Kevin Wyatt..... Miami [1986]; San Diego [1986]; Kansas City [1987]
 Harry Wynne..... Boston Yanks [1944]; New York Giants [1945]

Y
 Theo Young..... Pittsburgh [1987]

Years spent with each team not available for all players.

* Drafted first round; # Played basketball at Arkansas

^ Practice Squad member entering 2025



HOGS IN THE SUPER BOWL

PLAYER	TEAM	SUPER BOWL (OPPONENT)
Brandon Allen, QB [^]	Los Angeles	LIII (New England)
	Cincinnati	LVI (Los Angeles Rams)
	San Francisco	LVIII (Kansas City)
Lance Alworth, WR	Dallas	VI (Miami)
Steve Atwater, S	Denver	XXIV (San Francisco)
		XXXII (Green Bay)
		XXXIII (Atlanta)
Alvin Bailey, OT	Seattle	XLVIII (Denver)
		XLIX (New England)
Jake Bequette, DE [^]	New England	XLIX (Seattle)
Ravin Caldwell, LB	Washington	XXII (Denver)
		XXVI (Buffalo)
Mike Cherry, QB	New York Giants	XXXV (Baltimore)
Steve Cox, P	Washington	XXII (Denver)
Trey Flowers, DE	New England	LI (Atlanta)
		LII (Philadelphia)
		LIII (Los Angeles)
Henry Ford, DT/DE	Tennessee	XXXIV (St. Louis)
Brett Goode, LS	Green Bay	XLV (Pittsburgh)
Dre Greenlaw, LB	San Francisco	LIV (Kansas City)
		LVIII (Kansas City)
Ryan Hale, DT	New York Giants	XXXV (Baltimore)
Dan Hampton, DE	Chicago	XX (New England)
Madre Hill, RB	Oakland	XXXVII (Tampa Bay)
Cody Hollister, WR [^]	New England	LII (Philadelphia)
		LIII (Los Angeles)
Tavaris Jackson, QB	Seattle	XLVIII (Denver)
Cameron Jefferson, OT [^]	Denver	50 (Carolina)
Raylee Johnson, DE	San Diego	XXIX (San Francisco)
Greg Lasker, S	New York Giants	XXI (Denver)
Jeremiah Ledbetter, DL	Tampa Bay	LV (Kansas City)
Jim Lindsey, RB	Minnesota	IV (Kansas City)
Ryan Mallett, QB	New England	XLVI (New York Giants)
Brison Manor, DE	Denver	XII (Dallas)
Jason Peters, OL	Philadelphia	LII (New England)
Mitch Petrus, OG	New York Giants	XLVI (New England)
Dave Reavis, OT	Pittsburgh	IX (Minnesota)
		X (Dallas)



JERRY JONES (left) and **JIMMY JOHNSON** (right) celebrate with the Lombardi Trophy after the Dallas Cowboys defeated the Buffalo Bills in Super Bowl XXVIII for their second straight Super Bowl victory.

R.C. Thielemann, OG	Washington	XXII (Denver)
Tony Ugoh, OT	Indianapolis	XLIV (New Orleans)
	New York Giants	XLVI (New England)
Bobbie Williams, OG	Baltimore	XLVII (San Francisco)
Dennis Winston, LB	Pittsburgh	XIII (Dallas)
		XIV (Los Angeles Rams)
Deatrich Wise Jr., DL	New England	LII (Philadelphia)
		LIII (Los Angeles)

[^] Practice squad

COACH	TEAM	SUPER BOWL (OPPONENT)
Raymond Berry*	New England	XX (Chicago)
Don Breaux*	Washington	XVII (Miami)
		XVIII (Los Angeles Raiders)
		XXII (Denver)
		XXVI (Buffalo)
Pete Carroll*	Seattle	XLVIII (Denver)
		XLIX (New England)
Joe Gibbs*	Washington	XVII (Miami)
		XVIII (Los Angeles Raiders)
		XXII (Denver)
		XXVI (Buffalo)
Bill Johnson*	New Orleans	XLIV (Indianapolis)
Jimmy Johnson*	Dallas	XXVII (Buffalo)
		XXVIII (Buffalo)
John Mitchell*	Pittsburgh	XXX (Dallas)
		XL (Seattle)
		XLIII (Arizona)
		XLV (Green Bay)
Pat Ruel*	Seattle	XLVIII (Denver)
		XLIX (New England)
Barry Switzer*	Dallas	XXX (Pittsburgh)
Fred Von Appen*	San Francisco	XIX (Miami)
		XXIII (Cincinnati)
Jeremiah Washburn	Philadelphia	LVII (Kansas City)
		LIX (Kansas City)

*Coached at Arkansas

OWNER	TEAM	SUPER BOWL (OPPONENT)
Jerry Jones	Dallas	XXVII (Buffalo)
		XXVIII (Buffalo)
		XXX (Pittsburgh)



TREY FLOWERS had 2.5 sacks and five total quarterback hits in the New England Patriots' 34-28 Super Bowl LI win over the Atlanta Falcons. He is the 25th former Razorback to win the Super Bowl as a player on an active roster.



INDIVIDUAL RUSHING RECORDS

RUSHING ATTEMPTS

GAME		
1. 45	Madre Hill vs. Auburn (186 yards, 1 TD).....	1995
2. 42	Brandon Holmes vs. LSU (143 yards, 1 TD).....	2000
3. 40	DeCori Birmingham at Kentucky (196 yards, 2 TD).....	2003
4. 38	David Dickey vs. SMU (133 yards, 2 TD).....	1966
5. 36	Cedric Cobbs at Alabama (198 yards, 1 TD).....	2003
36	Dickey Morton at SMU (189 yards, 0 TD).....	1973
7. 35	Michael Smith at Kentucky (192 yards, 1 TD).....	2008
35	Michael Smith at Auburn (176 yards, 1 TD).....	2008
35	Bill Burnett at Baylor (133 yards, 3 TD).....	1969
35	Bill Burnett vs. North Texas (185 yards, 2 TD).....	1968

SEASON

1. 325	Darren McFadden (1,830 yards, 16 TD).....	2007
2. 307	Madre Hill (1,387 yards, 15 TD).....	1995
3. 284	Darren McFadden (1,647 yards, 14 TD).....	2006
4. 271	Alex Collins (1,577 yards, 20 TD).....	2015
5. 245	Rawleigh Williams III (1,360 yards, 12 TD).....	2016
6. 242	Dickey Morton (1,188 yards, 6 TD).....	1972
7. 232	Bobby Burnett (947 yards, 16 TD).....	1965
8. 227	Cedric Cobbs (1,320 yards, 10 TD).....	2003
9. 226	Dickey Morton (1,298 yards, 5 TD).....	1973
10. 222	Raheim Sanders (1,443 yards, 10 TD).....	2022

CAREER

1. 785	Darren McFadden (4,590 yards, 41 TD).....	2005-07
2. 665	Alex Collins (3,703 yards, 36 TD).....	2013-15
3. 635	Ben Cowins (3,570 yards, 30 TD).....	1975-78
4. 595	Dickey Morton (3,317 yards, 30 TD).....	1971-73
5. 589	Cedric Cobbs (3,018 yards, 26 TD).....	1999-2003
6. 559	James Rouse (2,887 yards, 38 TD).....	1985-89
7. 541	Madre Hill (2,407 yards, 25 TD).....	1994-98
8. 526	Bill Burnett (2,204 yards, 46 TD).....	1968-70
9. 505	E.D. Jackson (2,061 yards, 9 TD).....	1989-92
10. 498	Fred Talley (2,661 yards, 11 TD).....	1999-2002

RUSHING YARDS

GAME		
1. 321	Darren McFadden vs. South Carolina (34 rushes, 1 TD).....	2007
2. 271	Dickey Morton at Baylor (28 rushes, 2 TD).....	1973
3. 241	Fred Talley at Auburn (21 rushes, 1 TD).....	2002
4. 236	Leon Campbell vs. North Texas (15 rushes, 2 TD).....	1949
5. 232	Raheim Sanders vs. Ole Miss (24 rushes, 3 TD).....	2022
6. 219	Darren McFadden at South Carolina (25 rushes, 2 TD).....	2006
219	James Rouse vs. New Mexico (19 rushes, 4 TD).....	1987
8. 215	Ike Forte vs. Texas Tech (32 rushes, 2 TD).....	1974
9. 214	Fred Talley vs. Ole Miss (29 rushes, 2 TD).....	2000
10. 212	Alex Collins at Texas Tech (27 rushes, 2 TD).....	2014

SEASON

1. 1,830	Darren McFadden (325 rushes, 16 TD).....	2007
2. 1,647	Darren McFadden (284 rushes, 14 TD).....	2006
3. 1,577	Alex Collins (271 rushes, 20 TD).....	2015
4. 1,443	Raheim Sanders (222 rushes, 10 TD).....	2022
5. 1,387	Madre Hill (307 rushes, 15 TD).....	1995
6. 1,360	Rawleigh Williams III (245 rushes, 12 TD).....	2016
7. 1,322	Knile Davis (204 rushes, 13 TD).....	2010
8. 1,320	Cedric Cobbs (227 rushes, 10 TD).....	2003
9. 1,298	Dickey Morton (226 rushes, 5 TD).....	1973
10. 1,192	Ben Cowins (220 rushes, 14 TD).....	1977

CAREER

1. 4,590	Darren McFadden (785 rushes, 41 TD).....	2005-07
2. 3,703	Alex Collins (665 rushes, 36 TD).....	2013-15
3. 3,570	Ben Cowins (635 rushes, 30 TD).....	1975-78
4. 3,317	Dickey Morton (595 rushes, 16 TD).....	1971-73
5. 3,018	Cedric Cobbs (589 rushes, 26 TD).....	1999-2003
6. 2,956	Felix Jones (386 rushes, 20 TD).....	2005-07
7. 2,887	James Rouse (559 rushes, 38 TD).....	1985-89
8. 2,661	Fred Talley (498 rushes, 11 TD).....	1999-2002
9. 2,535	Matt Jones (382 rushes, 24 TD).....	2001-04
10. 2,407	Madre Hill (541 rushes, 25 TD).....	1994-98



ALEX COLLINS broke Arkansas' single-season record for rushing touchdowns (20) in 2015, while matching Darren McFadden's program records for 100-yard games (10) and 100-yard games in SEC action (6).

YARDS PER RUSH

SEASON (MIN. 99 RUSHES)		
1. 8.74	Felix Jones (133 rushes, 1,156 yards).....	2007
2. 7.62	Jerry Eckwood (104 rushes, 792 yards).....	1975
3. 7.58	Felix Jones (154 rushes, 1,168 yards).....	2006
4. 6.54	Dickey Morton (127 rushes, 831 yards).....	1971
5. 6.50	Raheim Sanders (222 rushes, 1,443 yards).....	2022
6. 6.48	Knile Davis (204 rushes, 1,322 yards).....	2010
7. 6.34	Ben Cowins (183 rushes, 1,162 yards).....	1976
8. 6.32	Dennis Johnson (106 rushes, 670 yards).....	2011
6.32	Darren McFadden (176 rushes, 1,113 yards).....	2005
6.32	Felix Jones (99 rushes, 626 yards).....	2005

CAREER

1. 7.66	Felix Jones (386 rushes, 2,956 yards).....	2005-07
2. 6.64	Matt Jones (382 rushes, 2,535 yards).....	2001-04
3. 5.98	Dennis Johnson (345 rushes, 2,036 yards).....	2008-12
4. 5.85	Michael Smith (359 rushes, 2,103 yards).....	2006-09
5.85	Darren McFadden (785 rushes, 4,590 yards).....	2005-07
6. 5.72	Jonathan Williams (406 rushes, 2,321 yards).....	2012-15
7. 5.62	Ben Cowins (635 rushes, 3,570 yards).....	1975-78
8. 5.60	Raheim Sanders (398 rushes, 2,230 yards).....	2021-23
9. 5.59	Rakeem Boyd (389 rushes, 2,176 yards).....	2018-20
10. 5.57	Alex Collins (665 rushes, 3,703 yards).....	2013-15
5.57	Jerry Eckwood (340 rushes, 1,895 yards).....	1974-76, 78

RUSHING TOUCHDOWNS

GAME		
1. 6	Madre Hill vs. South Carolina.....	1995
2. 5	Alex Collins vs. UT Martin.....	2015
5	Jessie Clark vs. Baylor.....	1981
5	Gene Davidson vs. Oklahoma Mines.....	1916
5	Gene Davidson vs. Hendrix.....	1915

SEASON

1. 20	Alex Collins.....	2015
2. 19	Bill Burnett.....	1969
3. 17	James Rouse.....	1987
4. 16	Darren McFadden.....	2007
16	Bobby Burnett.....	1965
6. 15	Ja'Quinden Jackson.....	2024
15	Madre Hill.....	1995
15	Bill Burnett.....	1968
9. 14	Darren McFadden.....	2006
14	Ben Cowins.....	1977
14	Billy Moore.....	1962

CAREER

1. 46	Bill Burnett.....	1968-70
2. 41	Darren McFadden.....	2005-07
3. 38	James Rouse.....	1985-89
4. 36	Alex Collins.....	2013-15
5. 30	Ben Cowins.....	1975-78
6. 26	Cedric Cobbs.....	1999-2003
7. 25	Madre Hill.....	1994-98
25	David Dickey.....	1966-68
9. 24	Matt Jones.....	2001-04
24	Chrys Chukwuma.....	1996-99

100-YARD RUSHING GAMES

SEASON		
1. 10	Alex Collins.....	2015
10	Darren McFadden.....	2007
3. 7	Raheim Sanders.....	2022
7	Rawleigh Williams III.....	2016
7	Darren McFadden.....	2006
7	Cedric Cobbs.....	2003
7. 6	Knile Davis.....	2010
6	Felix Jones.....	2007
6	Madre Hill.....	1995
6	Ben Cowins.....	1977
6	Dickey Morton.....	1973
6	Dickey Morton.....	1972

CAREER

1. 22	Darren McFadden.....	2005-07
2. 17	Alex Collins.....	2013-15
3. 16	Ben Cowins.....	1975-78
4. 15	Dickey Morton.....	1971-73
5. 13	Felix Jones.....	2005-07
6. 11	Cedric Cobbs.....	1999-2003
11	Fred Talley.....	1999-2002
8. 9	Raheim Sanders.....	2021-23
9	Jonathan Williams.....	2012-15
9	Oscar Malone.....	1992-94, 96
9	Bill Burnett.....	1968-70
11. 8	Rakeem Boyd.....	2018-20
8	Rawleigh Williams III.....	2015-16
8	Matt Jones.....	2001-04
8	Madre Hill.....	1994-98
8	James Rouse.....	1985, 87-89
8	Ike Forte.....	1974-75



100-YARD RUSHING GAMES (360)

PLAYER	DATE	ATT	YDS	AVG	TD	OPPONENT
Darren McFadden	11/3/07	34	321	9.4	1	South Carolina
Dickey Morton	10/13/73	28	271	9.7	2	Baylor
Fred Talley	10/12/02	21	241	11.5	1	Auburn
Leon Campbell	9/24/49	15	236	15.7	2	North Texas
Raheim Sanders	11/19/22	24	232	9.7	3	Ole Miss
Darren McFadden	11/4/06	25	219	8.8	2	South Carolina
James Rouse	11/28/87	19	219	11.5	4	New Mexico
Ike Forte	11/23/74	32	215	6.7	2	Texas Tech
Fred Talley	11/4/00	29	214	7.4	2	Ole Miss
Alex Collins	9/13/14	27	212	7.9	2	Texas Tech
Darren McFadden	11/23/07	32	206	6.4	3	LSU
Roland Sales	1/1/78	22	205	9.3	2	Oklahoma
Rawleigh Williams III	11/19/16	16	205	12.8	4	Mississippi State
Ben Cowins	9/17/77	21	203	9.7	2	Oklahoma State
Madre Hill	9/30/95	29	200	6.9	2	Vanderbilt
Cedric Cobbs	9/27/03	36	198	5.5	1	Alabama
DeCori Birmingham	11/1/03	40	196	4.9	2	Kentucky
Darren McFadden	9/15/07	33	195	5.9	2	Alabama
Michael Smith	10/18/08	35	192	5.5	1	Kentucky
Darren McFadden	10/22/05	31	190	6.1	2	Georgia
Fred Talley	11/10/01	27	189	7.0	2	Central Florida
Dickey Morton	11/17/73	36	189	5.3	0	SMU
Lamar McHan	11/3/51	26	189	7.3	2	Texas A&M
Knile Davis	11/20/10	30	187	6.2	2	Mississippi State
Darren McFadden	11/5/05	32	187	5.8	0	South Carolina
Madre Hill	10/28/95	45	186	4.1	1	Auburn
Ben Cowins	10/23/76	21	186	8.9	1	Houston
Rakeem Boyd	11/9/19	8	185	23.1	2	Western Kentucky
Alex Collins	1/2/16	23	185	8.0	3	Kansas State
Bill Burnett	10/26/68	35	185	5.3	2	North Texas
Darren McFadden	9/9/06	20	184	9.2	2	Utah State
E.D. Jackson	11/24/90	29	184	6.3	2	SMU
Knile Davis	11/13/10	11	182	16.5	1	UTEP
Darren McFadden	11/24/06	21	182	8.7	2	LSU
Fred Talley	10/19/02	24	182	7.6	0	Kentucky
Darren McFadden	11/11/06	30	181	6.0	2	Tennessee
Ray Parks	10/14/50	21	180	8.6	2	Baylor
Rawleigh Williams III	10/15/16	27	180	6.7	0	Ole Miss
Madre Hill	9/9/95	31	178	5.7	6	South Carolina
Marius Johnson	11/13/93	34	177	5.2	2	Tulsa
Knile Davis	10/23/10	22	176	8.0	3	Ole Miss
Michael Smith	10/11/08	35	176	5.0	1	Auburn
Barry Foster	10/7/89	17	176	10.4	2	TCU
Braylen Russell	10/26/24	16	175	10.9	0	Mississippi State
Raheim Sanders	10/15/22	15	175	11.7	2	BYU
Cedric Cobbs	9/16/00	34	174	5.1	2	Boise State
Alex Collins	10/31/15	16	173	10.8	5	UT Martin
Darren McFadden	9/22/07	29	173	6.0	1	Kentucky
Trelon Smith	12/5/20	26	172	6.6	3	Missouri
Alex Collins	9/7/13	24	172	7.2	1	Samford
Raheim Sanders	10/29/22	16	171	10.7	0	Auburn
Alex Collins	9/19/15	28	170	6.1	1	Texas Tech
Cedric Cobbs	11/28/03	21	169	8.0	1	LSU
Darryl Bowles	11/17/79	16	169	10.6	2	Texas A&M
Ken Holland	9/20/47	9	168	18.7	3	Northwestern (La.) State
Raheim Sanders	9/17/22	22	167	7.6	1	Missouri State
E.D. Jackson	9/5/92	29	167	5.8	0	Citadel
Felix Jones	11/3/07	13	166	12.8	3	South Carolina
Chrys Chukwuma	11/27/98	29	166	5.7	2	LSU
Dewwah Whaley	9/8/18	26	165	6.3	1	Colorado State
Darren McFadden	11/19/05	21	165	7.9	2	Mississippi State
Geno Mazzanti	11/26/49	23	165	7.2	2	Tulsa
Buddy Sutton	11/22/52	21	164	7.8	1	Tulsa
Ben Cowins	9/18/76	17	163	9.6	0	Oklahoma State
Jerry Eckwood	10/4/75	14	162	11.6	1	TCU
Dennis Johnson	10/27/12	27	161	6.0	1	Ole Miss
Fred Talley	10/28/00	26	161	6.2	1	Auburn
Gary Anderson	12/31/82	26	161	6.2	2	Florida
Ike Forte	9/13/75	26	161	6.2	3	Air Force
Dennis Johnson	10/22/11	15	160	10.7	1	Ole Miss
Mark Calcagni	11/2/85	22	160	7.3	1	Rice
Mike Saint	11/20/71	29	160	5.5	0	Texas Tech



One of only three players to win the Doak Walker Award twice, **DARREN MCFADDEN** owns the two highest season rushing totals in school history with 1,830 yards in 2007 and 1,647 yards in 2006.

PLAYER	DATE	ATT	YDS	AVG	TD	OPPONENT
Michael Smith	9/6/08	22	157	7.1	2	Louisiana Monroe
Dickey Morton	10/27/72	34	157	4.6	2	Baylor
Raheim Sanders	9/10/22	24	156	6.5	2	South Carolina
Gary Anderson	12/27/80	11	156	14.2	1	Tulane
Ben Cowins	9/10/77	17	156	9.2	1	New Mexico State
Jerry Eckwood	9/20/75	20	156	7.8	1	Oklahoma State
Dickey Morton	10/27/73	17	156	9.2	1	Tulsa
Alex Collins	10/3/15	27	154	5.7	2	Tennessee
Madre Hill	10/14/95	26	154	5.9	1	Ole Miss
Jon Richardson	9/18/71	24	154	6.4	2	Oklahoma State
Jonathan Williams	10/25/14	18	153	8.5	1	UAB
Ike Forte	10/26/74	20	153	7.7	2	Colorado State
Knile Davis	11/27/10	30	152	5.1	1	LSU
Alex Collins	9/26/15	26	151	5.8	1	Texas A&M
Jonathan Williams	8/31/13	18	151	8.4	1	Louisiana
Darren McFadden	9/1/07	24	151	6.3	1	Troy
Madre Hill	11/11/95	27	151	5.6	1	Louisiana Lafayette
Oscar Malone	9/3/94	19	151	7.9	2	SMU
Felix Jones	1/1/07	14	150	10.7	2	Wisconsin
Cedric Cobbs	11/22/03	30	150	5.0	2	Mississippi State
Marshall Foreman	10/6/84	21	150	7.1	1	TCU
Ja'Quinden Jackson	9/7/24	24	149	6.2	3	Oklahoma State
Ben Cowins	12/2/78	19	148	7.8	2	Texas Tech
Rawleigh Williams III	11/5/16	26	148	5.7	2	Florida
Ja'Quinden Jackson	9/14/24	15	147	9.8	1	UAB
Ben Cowins	11/20/76	28	147	5.3	1	SMU
Dickey Morton	11/3/73	27	147	5.4	0	Texas A&M
Jerry Eckwood	9/27/75	19	146	7.7	1	Tulsa
Mike Kirkland	11/16/74	23	146	6.3	1	SMU
Dickey Morton	10/23/71	13	146	11.2	1	North Texas
Jonathan Williams	9/13/14	22	145	6.6	4	Texas Tech
Michael Smith	10/10/09	18	145	8.1	1	Auburn
Darren McFadden	10/7/06	28	145	5.2	1	Auburn
Cedric Cobbs	9/6/03	12	145	12.1	1	Tulsa
Ben Cowins	9/16/78	15	144	9.6	0	Vanderbilt
Jonathan Williams	9/6/14	4	143	35.8	1	Nicholls
Brandon Holmes	11/24/00	42	143	3.4	1	LSU
Oscar Malone	11/27/93	10	143	14.3	2	LSU
Ike Forte	10/25/75	21	143	6.8	2	Utah State
Jerry Eckwood	9/13/75	11	143	13.0	1	Air Force
Fred Talley	11/11/00	27	142	5.3	1	Tennessee
Chrys Chukwuma	9/19/98	17	142	8.4	0	SMU
Alex Collins	11/14/15	16	141	8.8	2	LSU
Felix Jones	10/6/07	13	141	10.8	2	Chattanooga
Felix Jones	10/28/06	9	141	15.7	1	Louisiana Monroe
Cedric Cobbs	12/31/03	27	141	5.2	1	Missouri
Oscar Malone	9/11/93	22	141	6.4	1	South Carolina
Russell Cody	10/23/67	33	140	4.2	0	Oklahoma State



100-YARD RUSHING GAMES (360)

PLAYER	DATE	ATT	YDS	AVG	TD	OPPONENT
Geno Mazzanti	10/22/49	16	140	8.8	0	Vanderbilt
Clyde Scott	10/2/48	17	140	8.2	3	TCU
Raheim Sanders	10/9/21	17	139	8.2	0	Ole Miss
Knile Davis	1/4/11	26	139	5.3	0	Ohio State
DeArrius Howard	9/10/05	21	139	6.6	1	Vanderbilt
Darren McFadden	9/29/07	19	138	7.3	2	North Texas
Darryl Bowles	9/18/82	27	138	5.1	1	Navy
Felix Jones	11/24/06	16	137	8.6	1	LSU
Felix Jones	9/3/05	8	137	17.1	1	Missouri State
Dickey Morton	9/29/73	27	137	5.1	1	Iowa State
Dickey Morton	9/30/72	26	137	5.3	0	Tulsa
Rawleigh Williams III	10/16/16	28	137	4.9	0	TCU
Fred Talley	10/26/02	20	136	6.8	0	Ole Miss
Marius Johnson	12/30/95	29	136	4.7	0	North Carolina
Peyton Hillis	9/3/05	14	135	9.6	3	Missouri State
Fred Talley	10/6/01	17	135	7.9	1	Weber State
Dickey Morton	11/25/72	33	135	4.1	0	Texas Tech
Devwah Whaley	10/1/16	9	135	15.0	1	Alcorn State
Rakeem Boyd	10/12/19	15	134	8.9	2	Kentucky
Broderick Green	10/31/09	9	134	14.9	2	Eastern Michigan
Henry Moore	10/30/54	26	134	5.2	1	Texas A&M
Michael Smith	10/4/08	20	133	6.7	1	Florida
Felix Jones	9/22/07	12	133	11.1	0	Kentucky
James Rouse	11/11/89	28	133	4.8	1	Baylor
James Rouse	10/14/89	19	133	7.0	1	Rice
Dickey Morton	9/23/72	26	133	5.1	1	Oklahoma State
Bill Burnett	10/11/69	35	133	3.8	3	Baylor
David Dickey	11/12/66	38	133	3.5	2	SMU
Felix Jones	9/29/07	7	132	18.9	2	North Texas
Matt Jones	11/15/03	7	132	18.9	3	New Mexico State
Chrys Chukwuma	9/5/98	12	132	11.0	2	Louisiana Lafayette
Bobby Burnett	11/20/65	30	132	4.4	3	Texas Tech
Bobby Burnett	10/23/65	18	132	7.3	3	North Texas
Alex Collins	9/27/14	21	131	6.2	1	Texas A&M
Alex Collins	9/6/14	13	131	10.0	3	Nicholls
Alex Collins	8/31/13	21	131	6.2	0	Louisiana
Matt Jones	11/17/01	10	131	13.1	0	Mississippi State
Ike Forte	9/27/75	17	131	7.7	0	Tulsa
Lance Alworth	11/14/59	15	131	8.7	1	SMU
KJ Jefferson	12/28/22	14	130	9.3	2	Kansas
Alex Collins	11/27/15	30	130	4.3	3	Missouri
Michael Forrest	10/29/77	25	130	5.2	1	Rice
Bill Burnett	11/8/69	25	130	5.2	2	Rice
Bill Burnett	11/23/68	29	130	4.5	2	Texas Tech
Michael Smith	10/25/08	19	129	6.8	1	Ole Miss
Felix Jones	9/1/07	12	129	10.8	1	Troy
Darren McFadden	10/28/06	18	129	7.2	1	Louisiana Monroe
Matt Jones	11/16/02	13	129	9.9	1	Louisiana Lafayette
Lewis Carpenter	11/24/51	20	129	6.5	0	Tulsa

PLAYER	DATE	ATT	YDS	AVG	TD	OPPONENT
Oscar Malone	10/8/94	15	128	8.5	1	Tennessee
Harry Jones	9/18/65	6	128	21.3	1	Oklahoma State
Alex Collins	9/5/15	12	127	10.6	1	UTEP
Dennis Johnson	11/28/08	18	127	7.1	1	LSU
DeCori Birmingham	9/18/04	14	127	9.1	1	Louisiana Monroe
Ron Calcagni	10/22/77	18	127	7.1	0	Houston
Jonathan Williams	9/7/13	17	126	7.4	1	Samford
Matt Jones	11/13/04	5	126	25.2	1	Ole Miss
Oscar Malone	11/9/96	32	126	3.9	0	Ole Miss
Ben Cowins	9/11/76	16	126	7.9	2	Utah State
Billy Moore	9/29/62	9	126	14.0	2	Tulsa
Geno Mazzanti	11/5/49	15	126	8.4	0	Rice
Rawleigh Williams III	10/1/16	13	126	9.7	0	Alcorn State
Darren McFadden	10/8/05	11	125	11.4	2	Louisiana Monroe
DeArrius Howard	11/20/04	29	125	4.3	1	Mississippi State
Barry Foster	10/28/89	20	125	6.3	0	Houston
James Rouse	10/12/85	14	125	8.9	1	Texas Tech
James Tolbert	11/15/80	29	125	4.3	2	Texas A&M
Henry Moore	10/16/54	13	125	9.6	1	Texas
Lamar McHan	10/3/53	21	125	6.0	0	TCU
Leon Campbell	9/25/48	19	125	6.6	2	East Texas State
Michael Jenkins	9/9/99	9	124	13.8	1	Middle Tennessee State
B.J. Edmonds	10/6/84	13	124	9.5	1	TCU
Oscar Malone	10/19/96	20	123	6.2	0	South Carolina
Carlton Calvin	11/27/93	14	123	8.8	2	LSU
Scott Bull	11/15/75	14	123	8.8	1	SMU
Dickey Morton	10/2/71	14	123	8.8	1	TCU
Harry Jones	10/23/65	6	123	20.5	1	North Texas
Gerald Nesbitt	10/20/56	11	123	11.2	2	Texas
Rakeem Boyd	9/14/19	20	122	6.1	2	Colorado State
Darren McFadden	10/6/07	25	122	4.9	1	Chattanooga
Bruce Maxwell	9/24/66	27	122	4.5	2	Tulsa
Harry Jones	10/2/65	11	122	11.1	2	TCU
Don Christian	10/27/56	23	122	5.3	2	Ole Miss
Jack Robbins	11/26/36	21	122	5.8	1	Tulsa
DeArrius Howard	11/23/02	25	121	4.8	0	Mississippi State
James Rouse	10/10/87	18	121	6.7	1	Texas Tech
Gary Anderson	11/1/80	14	121	8.6	1	Rice
Ben Cowins	10/30/76	20	121	6.1	1	Rice
Dickey Morton	10/28/72	21	121	5.8	1	North Texas
Jack Brasuell	11/7/64	26	121	4.7	0	Rice
Rawleigh Williams III	9/17/16	19	121	6.4	2	Texas State
Chase Hayden	8/31/17	14	120	8.6	1	Florida A&M
DeArrius Howard	9/3/05	12	120	10.0	0	Missouri State
Madre Hill	9/26/98	20	120	6.0	1	Alabama
E.D. Jackson	11/23/91	20	120	6.0	0	Rice
Jerry Eckwood	10/11/75	15	120	8.0	1	Baylor
Jim Mooty	10/25/58	14	120	8.6	2	Ole Miss
T.J. Hammonds	11/4/17	7	119	17.0	1	Coastal Carolina
Devwah Whaley	9/30/17	19	119	6.3	1	New Mexico State
Mike Kirkland	9/13/75	12	119	9.9	1	Air Force
Bill Burnett	9/20/69	19	119	6.3	1	Oklahoma State
Clyde Scott	9/18/48	10	119	11.9	0	Abilene Christian
Trelon Smith	11/14/20	8	118	14.8	1	Florida
Fred Talley	11/29/02	15	118	7.9	1	LSU
Oscar Malone	11/21/92	12	118	9.8	1	SMU
Marshall Foreman	10/13/84	24	118	4.9	0	Texas Tech
Ben Cowins	9/30/78	21	118	5.6	2	Tulsa
Raheim Sanders	9/3/22	20	117	5.9	0	Cincinnati
Darren McFadden	11/10/07	22	117	5.3	0	Tennessee
Ben Cowins	11/4/78	23	117	5.1	0	Rice
Ben Cowins	9/24/77	16	117	7.3	1	Tulsa
Fred Marshall	10/10/64	23	117	5.1	1	Baylor
Gerald Nesbitt	10/13/56	20	117	5.9	0	Baylor
Rawleigh Williams III	11/25/16	25	117	4.7	1	Missouri
Alex Collins	9/28/13	14	116	8.3	1	Texas A&M
Jonathan Williams	9/14/13	16	116	7.2	1	Southern Miss
Michael Smith	10/14/06	8	116	14.5	2	Southeast Missouri State
Jessie Clark	9/11/82	11	116	10.5	1	Tulsa
Scott Bull	10/11/75	10	116	11.6	2	Baylor
Bobby Burnett	11/6/65	28	116	4.1	2	Rice
Alex Collins	9/14/13	25	115	4.6	1	Southern Miss



MADRE HILL set the then school single-season rushing record in 1995 with 1,387 yards helping Arkansas reach the SEC Championship game for the first time in program history.

100-YARD RUSHING GAMES (360)



PLAYER	DATE	ATT	YDS	AVG	TD	OPPONENT
Cedric Cobbs	9/13/03	20	115	5.8	1	Texas
Chrys Chukwuma	10/30/99	19	115	6.1	1	Auburn
James Rouse	12/2/89	20	115	5.8	1	SMU
Greg Thomas	9/14/85	24	115	4.8	0	Ole Miss
Ben Cowins	11/19/77	19	115	6.1	2	SMU
Henry Moore	10/15/55	21	115	5.5	0	Texas
Clyde Scott	11/1/47	22	115	5.2	1	Texas A&M
Malik Hornsby	10/8/22	8	114	14.3	0	Mississippi State
Rakeem Boyd	11/2/19	11	114	10.4	1	Mississippi State
Rakeem Boyd	8/31/19	18	114	6.3	1	Portland State
James Rouse	10/28/89	19	114	6.0	1	Houston
Ben Cowins	10/29/77	15	114	7.6	2	Rice
Jon Richardson	11/21/70	31	114	3.7	2	Texas Tech
Rakeem Boyd	10/27/18	19	113	5.9	1	Vanderbilt
Fred Talley	11/3/01	23	113	4.9	0	Ole Miss
Oscar Malone	9/17/94	9	113	12.6	0	Alabama
Greg Thomas	11/22/86	16	113	7.1	3	SMU
James Tolbert	10/31/81	12	113	9.4	2	Rice
Ike Forte	11/16/74	17	113	6.6	0	SMU
Dickey Morton	10/9/71	17	113	6.6	1	Baylor
Clyde Scott	10/9/48	16	113	7.1	1	Baylor
Rashod Dubinion	11/23/24	15	112	7.5	0	Louisiana Tech
Rashod Dubinion	12/28/22	20	112	5.6	2	Kansas
Darren McFadden	9/23/06	25	112	4.5	1	Alabama
Matt Jones	11/1/03	15	112	7.5	1	Kentucky
E.D. Jackson	12/29/91	28	112	4.0	2	Georgia
Marshall Foreman	10/27/84	29	112	3.9	1	Houston
Russ Garber	11/7/70	18	112	6.2	0	Rice
Russell Cody	11/8/69	8	112	14.0	0	Rice
John Eichler	10/7/67	15	112	7.5	1	TCU
Jim Mooty	10/31/59	19	112	5.9	2	Texas A&M
Devwah Whaley	11/19/16	19	112	5.9	1	Mississippi State
Matt Jones	11/6/04	10	111	11.1	1	South Carolina
Fred Talley	10/13/01	33	111	3.4	0	South Carolina
Gary Anderson	9/19/81	14	111	7.9	0	Northwestern
James Tolbert	10/4/80	20	111	5.6	0	TCU
Ben Cowins	11/12/77	30	111	3.7	2	Texas A&M
Bill Burnett	11/16/68	24	111	4.6	3	SMU
Bobby Burnett	10/30/65	25	111	4.4	2	Texas A&M
Danny Brabham	10/6/62	21	111	5.3	2	TCU
Clyde Scott	9/20/47	8	111	13.9	2	Northwestern (La.) State
KJ Jefferson	1/1/22	20	110	5.5	1	Penn State
Knile Davis	11/6/10	22	110	5.0	3	South Carolina
Darren McFadden	10/20/07	22	110	5.0	0	Ole Miss
Matt Jones	11/3/01	18	110	6.1	2	Ole Miss
JuJu Harshaw	10/7/89	16	110	6.9	2	TCU
Ben Cowins	11/11/78	26	110	4.2	0	Baylor
Geno Mazzanti	11/12/49	16	110	6.9	0	SMU
Rakeem Boyd	10/13/18	7	109	15.6	1	Ole Miss
Dennis Johnson	11/3/12	22	109	5.0	2	Tulsa
Ronnie Wingo Jr.	9/17/11	20	109	5.5	2	Troy
DeArrius Howard	9/18/04	13	109	8.4	1	Louisiana Monroe
Rod Stinson	11/15/97	19	109	5.7	1	Tennessee
Oscar Malone	10/12/96	16	109	6.8	1	Louisiana Tech
Bill Burnett	10/10/70	27	109	4.0	2	Baylor
Alex Collins	11/7/15	17	108	6.4	0	Ole Miss
Jonathan Williams	10/18/14	18	108	6.0	0	Georgia
Darren McFadden	10/15/05	13	108	8.3	2	Auburn
James Rouse	9/19/88	22	108	4.9	2	Tulsa
Bruce Maxwell	1/1/70	8	108	13.5	0	Ole Miss
Bruce Maxwell	10/25/69	18	108	6.0	1	Wichita State
Dominique Johnson	11/6/21	17	107	6.3	2	Mississippi State
Dennis Johnson	10/17/09	14	107	7.6	0	Florida
Cedric Cobbs	11/13/99	15	107	7.1	0	Tennessee
Roland Sales	9/13/79	20	107	5.4	0	Texas Tech
Kay Eakin	9/24/38	20	107	5.4	1	Oklahoma State
Felix Jones	10/14/06	5	106	21.2	1	Southeast Missouri State
Madre Hill	10/3/98	23	106	4.6	0	Kentucky
Marius Johnson	11/27/93	19	106	5.6	0	LSU
Marshall Freeman	10/4/86	31	106	3.4	1	TCU
Nathan Jones	10/19/82	7	106	15.1	0	Texas Tech
Ike Forte	10/11/75	23	106	4.6	2	Baylor

PLAYER	DATE	ATT	YDS	AVG	TD	OPPONENT
Dickey Morton	11/10/73	26	106	4.1	1	Rice
Fred Marshall	10/10/64	15	106	7.1	1	Baylor
KJ Jefferson	9/24/22	18	105	5.8	1	Texas A&M
Alex Collins	10/24/15	25	105	4.2	1	Auburn
Jonathan Williams	12/29/14	23	105	4.6	1	Texas
Darren McFadden	1/1/08	21	105	5.0	1	Missouri
Brandon Barnett	9/29/07	16	105	6.6	1	North Texas
Madre Hill	9/16/95	26	105	4.0	0	Alabama
Quinn Grovey	10/14/89	8	105	13.1	1	Texas Tech
JuJu Harshaw	11/5/88	20	105	5.3	1	Baylor
Dickey Morton	10/21/72	22	105	4.8	0	Texas
Mike Saint	10/24/70	21	105	5.0	1	Wichita State
Gerald Nesbitt	10/22/55	13	105	8.1	0	Ole Miss
Jonathan Williams	11/2/13	15	104	6.9	0	Auburn
Felix Jones	10/7/06	13	104	8.0	1	Auburn
Cedric Cobbs	9/20/03	20	104	5.2	2	North Texas
Raheim Sanders	11/4/23	18	103	5.7	0	Florida
Chrys Chukwuma	10/12/96	12	103	8.6	1	Louisiana Tech
Barry Foster	11/26/88	8	103	12.9	1	Miami
Derrick Thomas	9/29/84	8	103	12.9	0	Navy
Gary Anderson	9/1/80	9	103	11.4	1	Texas
Jon Richardson	9/11/71	18	103	5.7	0	California
Bill Burnett	11/15/69	26	103	4.0	2	SMU
Trelon Smith	9/4/21	22	102	4.6	1	Rice
Rakeem Boyd	10/6/18	15	102	6.8	0	Alabama
Felix Jones	10/8/05	14	102	7.3	2	Louisiana Monroe
Matt Jones	9/13/03	12	102	8.5	1	Texas
Bobby Burnett	11/13/65	26	102	3.9	1	SMU
Jack Brasuell	10/10/64	32	102	3.2	1	Baylor
Ja'Quindin Jackson	8/29/24	8	101	12.7	2	Ark.-Pine Bluff
Isaiah Augustave	11/18/23	14	101	7.2	0	FIU
AJ Green	12/28/22	13	101	7.8	1	Kansas
Raheim Sanders	10/1/22	22	101	4.6	1	Alabama
Felix Jones	10/20/07	15	101	6.7	2	Ole Miss
Cedric Cobbs	11/17/01	18	101	5.6	3	Mississippi State
Quinn Grovey	10/15/88	18	101	5.6	1	Texas
Gary Anderson	10/11/80	13	101	7.8	0	Wichita State
Roland Fuchs	11/15/75	24	101	4.2	0	SMU
Richard Miller	10/27/28	11	101	9.2	0	Texas
Rakeem Boyd	10/31/20	18	100	5.6	1	Texas A&M
Rawleigh Williams III	10/3/15	14	100	7.1	0	Tennessee
Cedric Cobbs	11/3/01	22	100	4.5	2	Ole Miss
Roland Sales	10/29/79	15	100	6.7	2	Tulsa
Jerry Eckwood	9/23/78	14	100	7.1	0	Oklahoma State
Ike Forte	10/12/74	18	100	5.6	0	Baylor
Bill Burnett	11/27/69	20	100	5.0	3	Texas Tech
Gerald Nesbitt	10/26/57	18	100	5.6	0	Ole Miss

Active players in bold



FELIX JONES' career 7.66 yards per carry average is a program record and over a yard better than the SEC record set by Bo Jackson (Auburn), but his 386 career carries are just short of the minimum of 400.



INDIVIDUAL PASSING RECORDS

PASS ATTEMPTS

GAME			
1.	59	Tyler Wilson at Texas A&M	2012
2.	53	Brandon Allen vs. Toledo	2015
3.	52	Tyler Wilson vs. LSU	2012
	52	Clint Stoerner at Alabama	1999
5.	51	Tyler Wilson vs. Texas A&M	2011
	51	Joe Ferguson vs. Texas A&M	1971
7.	50	Nick Starkel vs. San Jose State	2019
8.	47	Ryan Mallett vs. Ohio State	2010
9.	45	Taylen Green at Oklahoma State	2024
	45	Brandon Allen vs. Georgia	2014
	45	Brandon Allen at Ole Miss	2013

SEASON

1.	438	Tyler Wilson	2011
2.	411	Ryan Mallett	2010
3.	403	Ryan Mallett	2009
4.	401	Austin Allen	2016
	401	Tyler Wilson	2012
6.	381	Taylen Green	2024
7.	370	Brandon Allen	2015
8.	357	Casey Dick	2008
	357	Clint Stoerner	1997
10.	339	Brandon Allen	2014

CAREER

1.	1,023	Clint Stoerner	1996-99
2.	1,016	Brandon Allen	2012-15
3.	962	KJ Jefferson	2019-23
4.	948	Tyler Wilson	2008-12
5.	856	Barry Lunney Jr.	1992-95
6.	850	Casey Dick	2005-08
7.	814	Ryan Mallett	2009-10
8.	755	Matt Jones	2001-04
9.	644	Brad Taylor	1981-84
10.	611	Joe Ferguson	1970-72

PASS COMPLETIONS

GAME			
1.	33	Brandon Allen at Ole Miss	2015
2.	32	Brandon Allen vs. Toledo	2015
	32	Tyler Wilson vs. Mississippi State	2011
4.	31	Tyler Wilson vs. LSU	2012
	31	Joe Ferguson vs. Texas A&M	1971
6.	30	Brandon Allen vs. Mississippi State	2015
	30	Tyler Wilson vs. Texas A&M	2011
8.	29	KJ Jefferson at BYU	2022
	29	Tyler Wilson at Texas A&M	2012
10.	28	Brandon Allen vs. Georgia	2014
	28	Ryan Mallett vs. Louisiana Monroe	2010

SEASON

1.	277	Tyler Wilson	2011
2.	266	Ryan Mallett	2010
3.	249	Tyler Wilson	2012
4.	245	Austin Allen	2016
5.	244	Brandon Allen	2015
6.	230	Taylen Green	2024
7.	225	Ryan Mallett	2009
8.	205	Casey Dick	2008
9.	204	KJ Jefferson	2022
10.	198	KJ Jefferson	2021



BRANDON ALLEN broke Arkansas' single-game record with six touchdown passes at Ole Miss (Nov. 7, 2015). He then broke his own record two weeks later with seven touchdown passes against Mississippi State (Nov. 21, 2015) to equal the SEC record.

CAREER

1.	626	KJ Jefferson	2019-23
2.	593	Tyler Wilson	2008-12
3.	583	Brandon Allen	2012-15
4.	528	Clint Stoerner	1996-99
5.	491	Ryan Mallett	2009-10
6.	476	Barry Lunney Jr.	1992-95
7.	473	Casey Dick	2005-08
8.	417	Matt Jones	2001-04
9.	359	Austin Allen	2014-17
10.	337	Bill Montgomery	1968-70

COMPLETION PERCENTAGE

GAME (13-19 PASS ATT.)			
1.	.875	Ryan Mallett (14-16) vs. Eastern Michigan	2009
2.	.857	Billy Moore (12-14) vs. Tulsa	1962
3.	.846	Brad Taylor (11-13) vs. Tulsa	1984
4.	.823	Casey Dick (14-17) vs. Mississippi State	2007
5.	.813	Matt Jones (13-16) vs. New Mexico State	2004
6.	.812	Clint Stoerner (13-16) vs. South Carolina	1999
7.	.800	Mitch Mustain (12-15) vs. Ole Miss	2006
	.800	Kevin Scanlon (16-20) vs. Rice	1979
	.800	Joe Ferguson (12-15) vs. North Texas	1972
	.800	Bill Montgomery (12-15) vs. Oklahoma State	1970

GAME (MIN. 20 PASS ATT.)

1.	.875	Ryan Mallett (21-24) vs. Tennessee Tech	2010
2.	.857	KJ Jefferson (18-21) vs. South Carolina	2022
3.	.852	Ryan Mallett (23-27) vs. South Carolina	2009
4.	.826	KJ Jefferson (19-23) vs. Mississippi State	2021
5.	.818	Ronny South (18-22) vs. Texas A&M	1967
6.	.815	Barry Lunney Jr. (22-27) vs. Tennessee	1995
7.	.800	Brandon Allen (20-25) vs. Texas A&M	2015
	.800	Kevin Scanlon (16-20) vs. Rice	1979
9.	.793	Taylen Green (23-29) at Mississippi State	2024
	.793	Tyler Wilson (23-29) at Mississippi State	2012

SEASON (MIN. 100 PASS ATT.)

1.	.685	Feleipe Franks (163-238)	2020
2.	.680	KJ Jefferson (204-300)	2022
3.	.673	KJ Jefferson (198-294)	2021
4.	.662	Kevin Scanlon (92-139)	1979
5.	.659	Brandon Allen (244-370)	2015
6.	.647	Ryan Mallett (266-411)	2010

7.	.642	KJ Jefferson (190-296)	2023
8.	.632	Tyler Wilson (277-438)	2011
9.	.625	Jack Robbins (95-162)	1935
10.	.621	Tyler Wilson (249-401)	2012

PASSING YARDS

GAME			
1.	510	Tyler Wilson vs. Texas A&M	2011
2.	442	Brandon Allen at Ole Miss	2015
3.	419	Tyler Wilson vs. Rutgers	2012
4.	416	Taylen Green at Oklahoma State	2024
5.	412	Brandon Allen vs. Toledo	2015
6.	409	Ryan Mallett vs. Vanderbilt	2010
7.	408	Ryan Mallett vs. Georgia	2009
8.	406	Brandon Allen vs. Mississippi State	2015
9.	405	Ryan Mallett vs. Troy	2009
10.	400	Austin Allen vs. Alabama	2016
	400	Ryan Mallett vs. Louisiana Monroe	2010

SEASON

1.	3,869	Ryan Mallett (266-411, 32 TD, 12 INT)	2010
2.	3,638	Tyler Wilson (277-438, 24 TD, 6 INT)	2011
3.	3,624	Ryan Mallett (225-403, 30 TD, 7 INT)	2009
4.	3,440	Brandon Allen (244-370, 30 TD, 8 INT)	2015
5.	3,430	Austin Allen (245-401, 35 TD, 15 INT)	2016
6.	3,387	Tyler Wilson (249-401, 21 TD, 13 INT)	2012
7.	3,154	Taylen Green (230-381, 15 TD, 9 INT)	2024
8.	2,676	KJ Jefferson (198-294, 21 TD, 4 INT)	2021
9.	2,636	KJ Jefferson (204-300, 24 TD, 5 INT)	2022
10.	2,629	Clint Stoerner (167-312, 26 TD, 8 INT)	1998

CAREER

1.	7,911	KJ Jefferson	2019-23
2.	7,765	Tyler Wilson	2008-12
3.	7,493	Ryan Mallett	2009-10
4.	7,463	Brandon Allen	2012-15
5.	7,422	Clint Stoerner	1996-99
6.	5,857	Matt Jones	2001-04
7.	5,856	Casey Dick	2005-08
8.	5,782	Barry Lunney Jr.	1992-95
9.	5,045	Austin Allen	2014-17
10.	4,802	Brad Taylor	1981-84



INDIVIDUAL PASSING RECORDS

TOUCHDOWN PASSES

GAME		
1. 7	Brandon Allen vs. Mississippi State.....	2015
2. 6	Brandon Allen at Ole Miss.....	2015
3. 5	Taylen Green at Mississippi State.....	2024
5	KJ Jefferson at BYU.....	2022
5	Tyler Wilson vs. Kentucky.....	2012
5	Ryan Mallett vs. UTEP.....	2010
5	Ryan Mallett vs. Mississippi State.....	2009
5	Ryan Mallett vs. Troy.....	2009
5	Ryan Mallett vs. Georgia.....	2009
10. 4	KJ Jefferson vs. Ark.-Pine Bluff.....	2021
4	Feleipe Franks at Auburn.....	2020
4	Brandon Allen vs. Nicholls.....	2014
4	Tyler Wilson at Auburn.....	2010
4	Ryan Mallett vs. Texas A&M.....	2009
4	Casey Dick vs. Mississippi State.....	2007
4	Matt Jones vs. Louisiana Monroe.....	2004
4	Robby Hampton vs. Louisiana Monroe.....	2000
4	Brad Taylor vs. Rice.....	1983
4	Joe Ferguson at TCU.....	1972
4	Ronny South vs. SMU.....	1967

SEASON		
1. 32	Ryan Mallett.....	2010
2. 30	Brandon Allen.....	2015
30	Ryan Mallett.....	2009
4. 26	Clint Stoerner.....	1998
5. 25	Austin Allen.....	2016
6. 24	KJ Jefferson.....	2022
24	Tyler Wilson.....	2011
8. 21	KJ Jefferson.....	2021
21	Tyler Wilson.....	2012
10. 20	Brandon Allen.....	2014

CAREER

1. 67	KJ Jefferson.....	2019-23
2. 64	Brandon Allen.....	2012-15
3. 62	Ryan Mallett.....	2009-10
4. 57	Clint Stoerner.....	1996-99
5. 53	Matt Jones.....	2001-04
6. 52	Tyler Wilson.....	2008-12
7. 47	Casey Dick.....	2005-08
8. 36	Austin Allen.....	2014-17
9. 33	Barry Lunney Jr.....	1992-95
10. 29	Quinn Grovey.....	1987-90
29	Bill Montgomery.....	1968-70

CONSECUTIVE PASSES W/O INT

1. 184	Tyler Wilson.....	2011
2. 171	KJ Jefferson.....	2021
3. 146	Austin Allen.....	2016
4. 141	Ryan Mallett.....	2009
5. 134	Brandon Allen.....	2014-15
134	Clint Stoerner.....	1997-98

300-YARD PASSING GAMES

SEASON		
1. 9	Ryan Mallett.....	2010
2. 5	Brandon Allen.....	2015
5	Tyler Wilson.....	2012
5	Ryan Mallett.....	2009
5. 4	Austin Allen.....	2016
4	Tyler Wilson.....	2011

SEASON - SEC GAMES

1. 6	Ryan Mallett.....	2010
2. 4	Austin Allen.....	2016
3. 3	Tyler Wilson.....	2012
3	Ryan Mallett.....	2009
5. 2	KJ Jefferson.....	2021
2	Feleipe Franks.....	2020
2	Brandon Allen.....	2015
2	Tyler Wilson.....	2011

CAREER

1. 14	Ryan Mallett.....	2009-10
2. 10	Tyler Wilson.....	2008-12
3. 5	KJ Jefferson.....	2019-23
5	Austin Allen.....	2014-17
5	Brandon Allen.....	2012-15
6. 4	Clint Stoerner.....	1996-99

CAREER - SEC GAMES

1. 9	Ryan Mallett.....	2009-10
2. 6	Tyler Wilson.....	2008-12
3. 5	Austin Allen.....	2014-17
4. 4	Clint Stoerner.....	1996-99
5. 2	KJ Jefferson.....	2019-23
2	Feleipe Franks.....	2020
2	Brandon Allen.....	2012-15



RYAN MALLET is one of just six quarterbacks in SEC history to throw 30 or more touchdown passes in a single season twice and is Arkansas' all-time leader with 14 300-yard passing games.



300-YARD PASSING GAMES (59)

PLAYER	DATE	ATT	COMP	YDS	TD	INT	OPPONENT
Tyler Wilson	10/1/11	51	30	510	3	0	Texas A&M
Brandon Allen	11/7/15	45	33	442	6	0	Ole Miss
Tyler Wilson	9/22/12	39	20	419	3	2	Rutgers
Taylen Green	9/7/22	26	45	416	1	1	Oklahoma State
Brandon Allen	9/12/15	53	32	412	0	1	Toledo
Ryan Mallett	10/30/10	44	27	409	3	0	Vanderbilt
Ryan Mallett	9/19/09	39	21	408	5	0	Georgia
Brandon Allen	11/21/15	43	30	406	7	0	Mississippi State
Ryan Mallett	11/14/09	30	23	405	5	1	Troy
Ryan Mallett	9/11/10	43	28	400	3	1	Louisiana Monroe
Austin Allen	10/8/16	25	48	400	3	3	Alabama
Clint Stoerner	11/28/97	38	18	387	2	0	LSU
KJ Jefferson	9/17/22	19	31	385	2	1	Missouri State
Casey Dick	11/1/08	38	25	385	1	1	Tulsa
Ryan Mallett	9/18/10	33	21	380	3	0	Georgia
Tyler Wilson	9/29/12	59	29	373	1	2	Texas A&M
Tyler Wilson	10/13/12	31	23	372	5	0	Kentucky
Austin Allen	9/24/16	28	42	371	2	0	Texas A&M
KJ Jefferson	10/15/22	29	40	367	5	0	BYU
Tyler Wilson	9/1/12	27	19	367	3	0	Jacksonville State
KJ Jefferson	9/18/21	13	23	366	3	0	Georgia Southern
Tyler Wilson	11/19/11	43	32	365	3	0	Mississippi State
Tyler Wilson	11/23/12	52	31	369	1	1	LSU
Ryan Mallett	9/25/10	38	25	357	1	3	Alabama
Nick Starkel	9/21/19	50	28	356	3	5	San Jose State
Austin Allen	11/25/16	24	39	348	1	2	Missouri
Joe Ferguson	10/30/71	51	31	345	0	1	Texas A&M
Taylen Green	12/27/24	11	21	341	2	0	Texas Tech
Feleipe Franks	11/21/20	26	17	339	1	1	LSU
Bill Montgomery	1/1/70	34	17	338	2	1	Ole Miss

PLAYER	DATE	ATT	COMP	YDS	TD	INT	OPPONENT
Ronny South	11/25/67	33	18	335	3	2	Texas Tech
Clint Stoerner	11/27/98	38	27	334	2	0	LSU
Nathan Dick	11/22/08	43	25	333	3	1	Mississippi State
Tyler Wilson	10/16/10	34	25	332	4	2	Auburn
Ryan Mallett	11/7/09	27	23	329	0	0	South Carolina
KJ Jefferson	11/20/21	22	30	326	3	0	Alabama
KJ Jefferson	10/9/21	25	35	326	3	1	Ole Miss
Clint Stoerner	10/25/97	43	20	325	2	1	Auburn
Casey Dick	9/2/08	34	22	323	2	0	Louisiana Monroe
Ryan Mallett	11/27/10	23	13	320	3	2	LSU
Feleipe Franks	10/10/20	30	22	318	4	0	Auburn
Casey Dick	8/30/08	41	25	318	2	1	Western Illinois
Tyler Wilson	10/29/11	43	27	316	1	0	Vanderbilt
Clint Stoerner	9/25/99	52	24	316	1	1	Alabama
Brandon Allen	1/2/16	20	26	315	1	1	Kansas State
Taylen Green	10/26/24	23	29	314	5	1	Mississippi State
Austin Allen	11/24/17	14	29	313	2	1	Missouri
Ryan Mallett	11/21/09	34	18	313	5	2	Mississippi State
Ryan Mallett	10/9/10	38	27	310	3	1	Texas A&M
Ryan Mallett	9/5/09	22	17	309	1	0	Missouri State
Brandon Allen	9/5/15	18	14	308	4	0	UTEP
Brad Taylor	12/28/81	29	14	307	2	0	North Carolina
Nick Starkel	9/14/19	35	20	305	3	0	Colorado State
Ryan Mallett	11/20/10	26	17	305	3	1	Mississippi State
Joe Ferguson	10/7/72	32	20	304	4	0	TCU
Austin Allen	11/19/16	18	25	303	2	0	Mississippi State
Tyler Wilson	9/17/11	36	23	303	2	1	Troy
Ryan Mallett	11/6/10	30	21	303	1	1	South Carolina
Ryan Mallett	9/4/10	24	21	301	3	1	Tennessee Tech



TYLER WILSON holds the school record for single-game passing yards with 510 against Texas A&M in 2011.



KJ JEFFERSON is Arkansas' all-time leading passer with 7,911 passing yards and 67 career touchdown passes.



INDIVIDUAL RECEIVING RECORDS

RECEPTIONS

GAME	RECEPTIONS
1. 13	Jarius Wright vs. Texas A&M (281 yards, 2 TD).....2011
13	James Shibest at SMU (199 yards, 2 TD).....1984
13	Wear Schoonover at Baylor (152 yards, 0 TD).....1929
4. 12	Cobi Hamilton vs. Ole Miss (146 yards, 0 TD).....2012
12	Greg Childs vs. Louisiana Monroe (146 yards, 2 TD).....2010
12	Mike Reppond at Rice (204 yards, 0 TD).....1971
12	Chuck Dicus vs. Georgia (169 yards, 1 TD).....1968
8. 11	Treyton Burks vs. Ole Miss (137 yards, 1 TD).....2020
11	Cobi Hamilton vs. Tulsa (177 yards, 0 TD).....2012
11	Cobi Hamilton at Texas A&M (162 yards, 0 TD).....2012

SEASON

1. 90	Cobi Hamilton (1,335 yards, 5 TD).....2012
2. 78	Andrew Armstrong (1,140 yards, 1 TD).....2024
3. 66	Treyton Burks (1,104 yards, 11 TD).....2021
66	Jarius Wright (1,117 yards, 12 TD).....2011
5. 65	Drew Morgan (739 yards, 3 TD).....2016
6. 63	Drew Morgan (843 yards, 10 TD).....2015
7. 62	J.J. Meadors (584 yards, 2 TD).....1995
8. 61	D.J. Williams (723 yards, 3 TD).....2008
9. 59	Jadon Haselwood (702 yards, 3 TD).....2022
10. 56	Andrew Armstrong (764 yards, 5 TD).....2023
56	Mike Reppond (986 yards, 3 TD).....1971

CAREER

1. 175	Cobi Hamilton (2,854 yards, 18 TD).....2009-12
2. 168	Jarius Wright (2,934 yards, 24 TD).....2008-11
3. 164	Joe Adams (2,410 yards, 17 TD).....2008-11
4. 153	Anthony Eubanks (2,440 yards, 16 TD).....1994-97
5. 152	D.J. Williams (1,855 yards, 10 TD).....2007-10
6. 146	Treyton Burks (2,399 yards, 18 TD).....2019-21
7. 144	George Wilson (2,151 yards, 16 TD).....2000-03
8. 138	Drew Morgan (1,763 yards, 14 TD).....2013-16
138	Marcus Monk (2,151 yards, 27 TD).....2004-07
10. 137	Anthony Lucas (2,879 yards, 23 TD).....1996-99

RECEIVING YARDS

GAME	RECEIVING YARDS
1. 303	Cobi Hamilton vs. Rutgers (10 catches, 3 TD).....2012
2. 281	Jarius Wright vs. Texas A&M (13 catches, 2 TD).....2011
3. 206	Treyton Burks at Missouri (10 catches, 1 TD).....2020
4. 204	Mike Reppond vs. Rice (12 catches, 0 TD).....1971
5. 201	Lucas Miller at Mississippi State (10 catches, 1 TD).....2008
6. 199	James Shibest at SMU (13 catches, 2 TD).....1984
7. 194	Anthony Lucas at SMU (6 catches, 3 TD).....1999
8. 193	Chuck Dicus vs. Rice (8 catches, 2 TD).....1968
9. 192	Marcus Monk at South Carolina (8 catches, 1 TD).....2006
10. 179	Treyton Burks at Alabama (8 catches, 2 TD).....2021

SEASON

1. 1,335	Cobi Hamilton (90 catches, 5 TD).....2012
2. 1,140	Andrew Armstrong (78 catches, 1 TD).....2024
3. 1,117	Jarius Wright (66 catches, 12 TD).....2011
4. 1,104	Treyton Burks 66 catches, 11 TD).....2021
5. 1,004	Anthony Lucas (43 catches, 10 TD).....1998
6. 986	Mike Reppond (56 catches, 3 TD).....1971
7. 962	Marcus Monk (50 catches, 11 TD).....2006
8. 907	James Shibest (51 catches, 7 TD).....1984
9. 901	Matt Landers (47 catches, 8 TD).....2022
10. 900	George Wilson (50 catches, 6 TD).....2003

CAREER

1. 2,934	Jarius Wright (168 catches, 24 TD).....2008-11
2. 2,879	Anthony Lucas (137 catches, 23 TD).....1995-99
3. 2,854	Cobi Hamilton (175 catches, 18 TD).....2009-12
4. 2,440	Anthony Eubanks (153 catches, 16 TD).....1994-97
5. 2,410	Joe Adams (164 catches, 17 TD).....2008-11
6. 2,399	Treyton Burks (146 catches, 18 TD).....2019-21
7. 2,151	Marcus Monk (138 catches, 27 TD).....2004-07
2,151	George Wilson (144 catches, 16 TD).....2000-03
9. 2,066	Greg Childs (133 catches, 15 TD).....2008-11
10. 1,920	James Shibest (97 catches, 10 TD).....1983-86

RECEIVING YARDS

CONSECUTIVE GAMES

1. 465	Cobi Hamilton (303 vs. Rutgers, 162 at Texas A&M).....2012
2. 367	Derek Holloway (141 vs. North Carolina*, 196 vs. Tulsa).....1981
3. 357	Jarius Wright (281 vs. Texas A&M, 76 vs. Auburn).....2011
4. 349	Anthony Lucas (177 vs. Ole Miss, 172 at Tennessee).....1998
5. 329	Marcus Monk (192 at South Carolina, 137 vs. Tennessee).....2006
6. 323	Cobi Hamilton (146 vs. Ole Miss, 177 vs. Tulsa).....2012
7. 317	Cobi Hamilton (14 vs. Alabama, 303 vs. Rutgers).....2012
317	Chuck Dicus (146 vs. Texas, 171 vs. Ole Miss**).....1969
9. 308	Treyton Burks (179 at Alabama, 129 vs. Missouri).....2021
308	Mike Reppond (137 at Baylor, 171 vs. Texas).....1971

*1981 Gator Bowl | **1970 Sugar Bowl

TOUCHDOWN RECEPTIONS

GAME	TOUCHDOWN RECEPTIONS
1. 3	Matt Landers at BYU.....2022
3	Jeremy Sprinkle vs. Mississippi State.....2015
3	Drew Morgan at Ole Miss.....2015
3	Cobi Hamilton vs. Rutgers.....2012
3	Anthony Lucas at SMU.....1999
3	Alton Baldwin vs. TCU.....1945
3	Alton Baldwin vs. Arkansas A&M.....1944

SEASON

1. 12	Jarius Wright.....2011
2. 11	Treyton Burks.....2021
11	Marcus Monk.....2006
4. 10	Drew Morgan.....2015
10	Anthony Lucas.....1998
6. 8	Matt Landers.....2022
8	Keon Hatcher.....2016
8	Derek Russell.....1990
8	Chuck Dicus.....1968
10. 7	Treyton Burks.....2020
7	Joe Adams.....2009
7	Greg Childs.....2009
7	Marcus Monk.....2005
7	Richard Smith.....2003
7	George Wilson.....2002
7	Boo Williams.....2000
7	James Shibest.....1984
7	Jim Benton.....1937
7	Wear Schoonover.....1929

CAREER

1. 27	Marcus Monk.....2004-07
2. 24	Jarius Wright.....2008-11
3. 23	Anthony Lucas.....1995-99
4. 19	Keon Hatcher.....2012-16
5. 18	Treyton Burks.....2019-21
18	Cobi Hamilton.....2009-12
7. 17	Joe Adams.....2008-11
17	Richard Smith.....2000-03
9. 16	George Wilson.....2000-03
16	Anthony Eubanks.....1994-97
16	Derek Russell.....1987-90
16	Chuck Dicus.....1968-70

100-YARD RECEIVING GAMES

SEASON

1. 6	Treyton Burks.....2021
2. 5	Andrew Armstrong.....2024
5	Anthony Lucas.....1998
5	Anthony Eubanks.....1997
5. 4	Matt Landers.....2022
4	Cobi Hamilton.....2012
4	Jarius Wright.....2011
4	George Wilson.....2003
4	Mike Reppond.....1971
10. 3	Jared Cornelius.....2016
3	Drew Morgan.....2015
3	Joe Adams.....2010
3	Greg Childs.....2009
3	D.J. Williams.....2008
3	Marcus Monk.....2006
3	Anthony Eubanks.....1996
3	Derek Russell.....1990
3	James Shibest.....1984
3	Chuck Dicus.....1969

CAREER

1. 11	Anthony Lucas.....1995-99
2. 10	Treyton Burks.....2019-21
3. 9	Jarius Wright.....2008-11
9	Anthony Eubanks.....1994-97
5. 8	Cobi Hamilton.....2009-12
6. 7	Joe Adams.....2008-11
7. 6	Andrew Armstrong.....2023-24
6	George Wilson.....2001-03
9. 5	Greg Childs.....2008-11
5	Derek Russell.....1987-90
5	Chuck Dicus.....1968-70



TREYTON BURKS set the single-season school record with six 100-yard games in 2021 on his way to 1,104 yards – fourth-most in school history – and 11 touchdowns – second-most in school history.



100-YARD RECEIVING GAMES (168)

2025 ARKANSAS FOOTBALL

PLAYER	DATE	REC	YDS	TD	OPPONENT
Cobi Hamilton	9/22/12	10	303	3	Rutgers
Jarius Wright	10/1/11	13	281	2	Texas A&M
Treyton Burks	12/5/20	10	206	1	Missouri
Mike Reppond	11/6/71	12	204	0	Rice
Lucas Miller	11/22/08	10	201	1	Mississippi State
James Shibest	11/24/84	13	199	2	SMU
Anthony Lucas	9/4/99	6	194	3	SMU
Chuck Dicus	11/9/68	8	193	2	Rice
Marcus Monk	11/4/06	8	192	1	South Carolina
Treyton Burks	11/20/21	8	179	2	Alabama
Cobi Hamilton	11/3/12	11	177	0	Tulsa
Anthony Lucas	11/7/98	4	177	2	Ole Miss
George Wilson	11/1/03	9	172	1	Kentucky
Anthony Lucas	11/14/98	8	172	2	Tennessee
Boo Williams	9/16/00	5	171	2	Boise State
Mike Reppond	10/16/71	8	171	1	Texas
Chuck Dicus	1/1/70	6	171	1	Ole Miss
Derek Holloway	9/11/82	5	169	1	Tulsa
Chuck Dicus	1/1/69	12	169	1	Georgia
Treyton Burks	9/25/21	6	167	1	Texas A&M
Anthony Eubanks	10/25/97	9	167	1	Auburn
Derek Russell	10/6/90	8	166	2	TCU
Andrew Armstrong	9/7/24	10	164	0	Oklahoma State
Cobi Hamilton	11/27/10	3	164	2	LSU
Greg Childs	10/16/10	9	164	2	Auburn
Derek Russell	10/28/89	6	164	2	Houston
Cobi Hamilton	9/29/12	11	162	0	Texas A&M
James Shibest	9/29/84	9	156	2	Navy
Chuck Dicus	10/4/69	9	156	2	TCU
Drew Morgan	9/26/15	8	155	1	Texas A&M
Wear Schoonover	10/19/29	13	152	0	Baylor
Jonathan Williams	10/13/12	3	150	2	Kentucky
Chuck Dicus	10/3/70	6	150	0	TCU
Anthony Lucas	10/3/98	6	149	1	Kentucky
Max Peacock	11/25/67	7	149	1	Texas Tech
Gary Stiggers	10/28/78	5	148	0	Houston
Cobi Hamilton	10/27/12	12	146	0	Ole Miss
Greg Childs	9/11/10	12	146	2	Louisiana Monroe
Chuck Dicus	12/6/69	9	146	1	Texas
Jared Cornelius	10/8/16	5	146	0	Alabama
Anthony Eubanks	11/28/97	4	142	1	LSU
Mike Woods	11/21/20	4	140	0	LSU
Greg Childs	9/19/09	5	140	2	Georgia
Jarius Wright	9/5/09	6	139	0	Missouri State
Joe Adams	9/4/10	6	138	2	Tennessee Tech
Anthony Eubanks	10/12/96	8	138	1	Louisiana Tech
Dazmin James	12/27/24	3	137	1	Texas Tech
Andrew Armstrong	9/14/24	8	137	0	UAB
Treyton Burks	10/17/20	11	137	1	Ole Miss
D.J. Williams	11/7/09	7	137	0	South Carolina
Marcus Monk	11/11/06	8	137	2	Tennessee
Anthony Lucas	11/28/97	6	137	1	LSU
Derek Russell	10/1/88	4	137	1	TCU
Mike Reppond	10/9/71	5	137	2	Baylor
Bruce Maxwell	1/1/70	9	137	1	Ole Miss
Treyton Burks	10/9/21	7	136	1	Ole Miss
Derek Russell	11/24/90	5	136	1	SMU
Andrew Armstrong	11/2/24	6	135	0	Ole Miss
Jarius Wright	10/29/11	10	135	1	Vanderbilt
Greg Childs	10/17/09	4	135	1	Florida
Steven Harris	9/18/04	6	133	2	Louisiana Monroe
Mike Reppond	10/2/71	7	133	0	TCU
Lance Alworth	11/18/61	6	133	1	SMU
Andrew Armstrong	10/5/24	6	135	0	Tennessee
Jordan Jones	9/1/18	5	132	1	Eastern Illinois
Cobi Hamilton	9/10/11	5	132	1	New Mexico
Jarius Wright	9/25/10	6	131	0	Alabama
Cobi Hamilton	11/21/09	3	131	2	Mississippi State
Joe Adams	9/18/10	6	130	0	Georgia
Anthony Eubanks	9/28/96	8	130	1	Louisiana Monroe
Treyton Burks	11/26/21	7	129	1	Missouri
Mike Woods	11/14/20	2	129	2	Florida

PLAYER	DATE	REC	YDS	TD	OPPONENT
Hunter Henry	11/21/15	7	129	2	Mississippi State
D.J. Williams	11/1/08	6	129	0	Tulsa
D.J. Williams	10/25/08	10	129	0	Ole Miss
Bobby Crockett	1/1/66	10	129	1	LSU
Andrew Armstrong	11/30/24	9	128	0	Missouri
Derek Russell	9/22/90	7	128	0	Tulsa
James Shibest	10/20/84	7	128	1	Texas
Treyton Burks	9/18/21	3	127	1	Georgia Southern
J.J. Meadors	9/3/94	5	127	2	SMU
Jim Hodge	9/9/72	7	127	0	Southern California
Jared Cornelius	9/24/16	7	126	1	Texas A&M
Richard Smith	10/5/02	3	125	1	Tennessee
Chuck Dicus	10/11/69	4	125	0	Baylor
Joe Adams	10/22/11	4	124	0	Ole Miss
Greg Childs	11/28/09	5	124	0	LSU
D.J. Williams	9/6/08	5	124	2	Louisiana Monroe
Marcus Monk	9/16/06	5	124	1	Vanderbilt
Matt Landers	9/17/22	7	123	0	Missouri State
Richard Smith	10/18/03	6	123	1	Florida
David Dickey	11/25/67	6	123	1	Texas Tech
Jordan Jones	11/24/17	2	122	1	Missouri
Drew Morgan	11/7/15	9	122	3	Ole Miss
Brandon Mitchell	9/1/12	4	122	0	Jacksonville State
Richard Smith	9/6/03	3	122	1	Tulsa
Matt Landers	12/28/22	3	121	1	Kansas



COBI HAMILTON set the Razorback single-game receiving record with 303 yards on 10 receptions against Rutgers in 2012. The 303 receiving yards is still an SEC record.

PLAYER	DATE	REC	YDS	TD	OPPONENT
James Shibest	10/4/86	5	121	0	TCU
Isaac TeSlaa	9/28/24	5	120	1	Texas A&M
Joe Adams	1/4/11	9	120	1	Ohio State
Harry Jones	10/1/66	2	120	2	TCU
Bobby Crockett	10/30/65	5	120	1	Texas A&M
Matt Landers	11/5/22	6	119	0	Liberty
Chris Gragg	11/19/11	8	119	1	Mississippi State
Donny Bobo	9/10/77	2	119	1	New Mexico State
Floyd Sagely	11/28/53	6	118	1	Tulsa
Treyton Burks	10/31/20	7	117	2	Texas A&M
Hunter Henry	9/12/15	8	117	0	Toledo
Luke Hasz	9/23/23	9	116	2	LSU
Jonathan Nance	10/7/17	8	116	1	South Carolina
Jim Benton	11/20/37	8	116	0	George Washington
Matt Landers	10/29/22	4	115	0	Auburn
Mike Woods	9/21/19	4	115	1	San Jose State
George Wilson	11/23/01	7	115	1	LSU
Jim Hodge	11/14/70	4	115	0	SMU
Steven Harris	10/2/04	6	114	0	Florida
Jadon Haselwood	10/8/22	3	113	0	Mississippi State
Anthony Lucas	9/5/98	4	113	2	Louisiana Lafayette
Gerald McMurray	11/7/81	5	113	0	Baylor
Jarius Wright	11/1/08	5	112	0	Tulsa
Cobi Hamilton	11/6/10	7	111	1	South Carolina
George Wilson	9/13/03	5	111	1	Texas
George Wilson	12/30/02	8	111	1	Minnesota
Boo Williams	9/2/00	4	111	1	Missouri State
Anthony Eubanks	10/5/96	6	111	0	Florida
Anthony Lucas	10/7/95	4	111	2	Tennessee
Drew Morgan	10/3/15	5	110	0	Tennessee
Hunter Henry	11/1/14	7	110	0	Mississippi State
Chris Gragg	9/1/12	7	110	2	Jacksonville State
Joe Adams	10/3/09	3	110	0	Texas A&M
Gary Anderson	10/9/82	4	110	1	Texas Tech
Treyton Burks	10/16/21	9	109	2	Auburn
Hunter Henry	9/28/13	4	109	0	Texas A&M
Joe Adams	9/17/11	8	109	1	Troy
Joe Adams	10/31/09	3	109	2	Eastern Michigan
Jarius Wright	9/3/11	6	108	2	Missouri State
Jarius Wright	9/19/09	4	108	1	Georgia
Anthony Eubanks	10/28/95	8	108	1	Auburn
Donnie Centers	11/1/86	3	108	1	Rice
Donnie Centers	9/27/86	4	108	1	New Mexico State
Isaac TeSlaa	12/27/24	3	107	0	Texas Tech
Keon Hatcher	9/20/14	6	107	1	Northern Illinois
Keon Hatcher	9/5/15	6	106	2	UTEP
Anthony Lucas	9/23/95	6	106	1	Memphis
Lewis Carpenter	9/27/52	3	106	1	Houston
Jared Cornelius	10/1/16	4	106	2	Alcorn State
Keon Hatcher	11/25/16	3	106	0	Missouri
Dominique Reed	11/7/15	7	105	2	Ole Miss
Jarius Wright	11/20/10	2	105	1	Mississippi State
George Wilson	11/3/01	8	105	1	Ole Miss
Keon Hatcher	12/29/16	6	105	1	Virginia Tech
George Wilson	10/25/03	6	104	0	Ole Miss
Anthony Eubanks	9/20/97	7	104	1	Alabama
Andrew Armstrong	11/4/23	3	103	0	Florida
Jarius Wright	11/5/11	4	103	2	South Carolina
Anthony Lucas	10/14/95	5	103	0	Ole Miss
Treyton Burks	9/26/20	7	102	1	Georgia
Anthony Lucas	11/6/99	6	102	0	Ole Miss
Bobby Nichols	10/30/71	9	102	0	Texas A&M
Bobby Crockett	10/16/65	8	102	1	Texas
Cedric Washington	11/20/04	5	101	0	Mississippi State
Anthony Eubanks	11/6/97	7	101	1	Ole Miss
Bobby Duckworth	9/20/80	4	101	1	Oklahoma State
Jonathan Nance	9/23/17	3	100	1	Texas A&M
George Wilson	9/20/03	4	100	1	North Texas
Anthony Lucas	9/19/98	3	100	1	SMU
Anthony Eubanks	9/27/97	5	100	1	Louisiana Tech
Donny Bobo	10/1/77	5	100	1	TCU

Active players in bold



INDIVIDUAL TOTAL OFFENSE RECORDS

PLAYS

GAME	PLAYS
1. 63	Taylen Green at Ok. State (18 rushes, 45 passes, 1 TD).....2024
2. 62	Tyler Wilson at Texas A&M (3 rushes, 59 passes, 1 TD).....2012
3. 61	Tyler Wilson vs. LSU (9 rushes, 52 passes, 1 TD).....2012
4. 57	Tyler Wilson vs. Texas A&M (6 rushes, 51 passes, 3 TD).....2011
5. 56	KJ Jefferson at Ole Miss (17 rushes, 39 passes, 2 TD).....2023
56	Brandon Allen vs. Toledo (3 rushes, 53 passes, 0 TD).....2015
56	Joe Ferguson vs. Texas A&M (5 rushes, 43 passes, 1 TD).....1971
8. 55	KJ Jefferson at Ole Miss (20 rushes, 35 passes, 6 TD).....2021
9. 54	Clint Stoerner at Alabama (2 rushes, 52 passes, 1 TD).....1999
54	Clint Stoerner at Ole Miss (15 rushes, 39 passes, 0 TD).....1997
54	Clint Stoerner vs. Auburn (11 rushes, 43 passes, 2 TD).....1997
54	Bill Montgomery at Texas (19 rushes, 35 passes, 1 TD).....1968

SEASON

1. 537	Taylen Green (156 rushes, 381 passes, 23 TD).....2024
2. 498	Tyler Wilson (60 rushes, 438 passes, 28 TD).....2011
3. 466	Austin Allen (65 rushes, 401 passes, 27 TD).....2016
4. 461	Ryan Mallett (58 rushes, 403 passes, 32 TD).....2009
5. 458	KJ Jefferson (158 rushes, 300 passes, 33 TD).....2022
6. 457	KJ Jefferson (161 rushes, 296 passes, 21 TD).....2023
7. 455	Ryan Mallett (44 rushes, 411 passes, 36 TD).....2010
8. 442	Tyler Wilson (41 rushes, 401 passes, 21 TD).....2012
9. 440	KJ Jefferson (146 rushes, 294 passes, 27 TD).....2021
10. 438	Clint Stoerner (81 rushes, 357 passes, 14 TD).....1997

CAREER

1. 1,485	KJ Jefferson (523 rushes, 962 passes, 88 TD).....2019-23
2. 1,200	Clint Stoerner (177 rushes, 1,023 passes, 62 TD).....1996-99
3. 1,192	Barry Lunney Jr. (336 rushes, 856 passes, 40 TD).....1992-95
4. 1,151	Brandon Allen (135 rushes, 1,016 passes, 68 TD).....2012-15
5. 1,137	Matt Jones (382 rushes, 755 passes, 77 TD).....2001-04
6. 1,058	Tyler Wilson (110 rushes, 948 passes, 56 TD).....2008-12
7. 978	Quinn Grovey (452 rushes, 526 passes, 50 TD).....1987-90
8. 973	Brad Taylor (329 rushes, 644 passes, 35 TD).....1981-84
9. 959	Casey Dick (105 rushes, 850 passes, 4 rec, 51 TD).....2005-08
10. 916	Ryan Mallett (102 rushes, 814 passes, 68 TD).....2009-10

YARDS

GAME	YARDS
1. 481	Tyler Wilson vs. Texas A&M (-29 rushing, 510 passing, 3 TD).....2011
2. 477	Taylen Green at Ok. State (61 rushing, 416 passing, 1 TD).....2024
3. 448	Brandon Allen at Ole Miss (6 rushing, 442 passing, 6 TD).....2015
4. 435	Brandon Allen vs. Toledo (23 rushing, 412 passing, 0 TD).....2015
5. 426	Tyler Wilson vs. Rutgers (7 rushing, 419 passing, 3 TD).....2012
6. 425	KJ Jefferson vs. Missouri St. (40 rushing, 385 passing, 3 TD).....2022
7. 422	Taylen Green vs. Texas Tech (81 rushing, 341 passing, 3 TD).....2024
8. 417	KJ Jefferson vs. Kansas (130 rushing, 287 passing, 4 TD).....2022
9. 414	Ryan Mallett vs. Georgia (6 rushing, 408 passing, 5 TD).....2009
10. 411	KJ Jefferson at Ole Miss (85 rushing, 326 passing, 6 TD).....2021
411	Brandon Allen vs. Miss. St. (5 rushing, 406 passing, 7 TD).....2015

SEASON

1. 3,795	Ryan Mallett (-74 rushing, 3,869 passing, 36 TD).....2010
2. 3,756	Taylen Green (602 rushing, 3,154 passing, 23 TD).....2024
3. 3,635	Tyler Wilson (-3 rushing, 3,638 passing, 28 TD).....2011
4. 3,595	Ryan Mallett (-29 rushing, 3,624 passing, 32 TD).....2009
5. 3,547	Brandon Allen (107 rushing, 3,440 passing, 31 TD).....2015
6. 3,394	Tyler Wilson (7 rushing, 3,387 passing, 21 TD).....2012
7. 3,340	KJ Jefferson (664 rushing, 2,676 passing, 27 TD).....2021
8. 3,304	Austin Allen (-126 rushing, 3,430 passing, 27 TD).....2016
9. 3,276	KJ Jefferson (640 rushing, 2,636 passing, 33 TD).....2022
10. 2,695	Matt Jones (622 rushing, 2,073 passing, 21 TD).....2004

CAREER

1. 9,787	KJ Jefferson (1,876 rushing, 7,911 passing, 88 TD).....2019-23
2. 8,392	Matt Jones (2,535 rushing, 5,947 passing, 77 TD).....2001-04
3. 7,721	Tyler Wilson (-44 rushing, 7,765 passing, 56 TD).....2008-12
4. 7,596	Brandon Allen (133 rushing, 7,463 passing, 68 TD).....2012-15
5. 7,390	Ryan Mallett (-103 rushing, 7,493 passing, 68 TD).....2009-10
6. 7,049	Clint Stoerner (-373 rushing, 7,422 passing, 62 TD).....1996-99
7. 6,242	Quinn Grovey (1,756 rushing, 4,496 passing, 50 TD).....1987-90
8. 5,887	Barry Lunney Jr. (105 rushing, 5,782 passing, 40 TD).....1992-95
9. 5,623	Casey Dick (-233 rushing, 5,856 passing, 51 TD).....2005-08
10. 5,145	Brad Taylor (343 rushing, 4,802 passing, 35 TD).....1981-84

TOUCHDOWN RESPONSIBILITY

GAME	TOUCHDOWN RESPONSIBILITY
1. 7	Brandon Allen vs. Mississippi State.....2015
2. 6	Taylen Green at Mississippi State.....2024
6	KJ Jefferson at Ole Miss.....2021
6	Brandon Allen at Ole Miss.....2015
6	Ryan Mallett vs. UTEP.....2010
6	Madre Hill vs. South Carolina.....1995
7. 5	KJ Jefferson at BYU.....2022
5	Alex Collins vs. UT Martin.....2015
5	Tyler Wilson vs. Kentucky.....2012
5	Ryan Mallett vs. Mississippi State.....2009
5	Ryan Mallett vs. Troy.....2009
5	Ryan Mallett vs. Georgia.....2009
5	Quinn Grovey vs. Houston.....1989
5	Jessie Clark vs. Baylor.....1981
5	Gene Davidson vs. Oklahoma Mines.....1916
5	Gene Davidson vs. Hendrix.....1915

SEASON

1. 36	Ryan Mallett (4 rushing, 32 passing).....2010
2. 33	KJ Jefferson (9 rushing, 24 passing).....2022
3. 32	Ryan Mallett (2 rushing, 30 passing).....2009
4. 31	Brandon Allen (1 rushing, 30 passing).....2015
5. 28	Tyler Wilson (4 rushing, 24 passing).....2011
6. 27	KJ Jefferson (6 rushing, 21 passing).....2021
27	Austin Allen (2 rushing, 25 passing).....2016
27	Clint Stoerner (1 rushing, 26 passing).....1998
9. 26	Matt Jones (8 rushing, 18 passing).....2003
10. 23	Taylen Green (8 rushing, 15 passing).....2024
23	Quinn Grovey (5 rushing, 18 passing).....1990

CAREER

1. 88	KJ Jefferson (21 rushing, 67 passing).....2019-23
2. 77	Matt Jones (24 rushing, 53 passing).....2001-04
3. 68	Brandon Allen (4 rushing, 64 passing).....2012-15
68	Ryan Mallett (6 rushing, 62 passing).....2009-10
5. 62	Clint Stoerner (5 rushing, 57 passing).....1996-99
6. 56	Tyler Wilson (4 rushing, 52 passing).....2008-12
7. 51	Casey Dick (3 rushing, 47 passing, 1 receiving).....2005-08
51	Darren McFadden (41 rush, 7 pass, 2 rec., 1 ko ret.).....2005-07
9. 50	Quinn Grovey (21 rushing, 29 passing).....1987-90
10. 46	Bill Burnett (46 rushing, 0 passing).....1968-70

YARDS PER PLAY

SEASON (MIN. 150 PLAYS)	YARDS PER PLAY
1. 8.34	Ryan Mallett (455 for 3,795).....2010
2. 8.33	Brandon Allen (426 for 3,547).....2015
3. 8.05	Matt Jones (326 for 2,624).....2003
4. 7.80	Ryan Mallett (461 for 3,595).....2009
5. 7.77	Matt Jones (347 for 2,695).....2004
6. 7.68	Tyler Wilson (442 for 3,394).....2012
7. 7.59	KJ Jefferson (440 for 3,340).....2021
8. 7.58	Felix Jones (154 for 1,168).....2006
9. 7.34	Jack Robbins (213 for 1,564).....1935
10. 7.30	Tyler Wilson (498 for 3,635).....2011

CAREER (MIN. 500 PLAYS)

1. 8.07	Ryan Mallett (916 for 7,390).....2009-10
2. 7.35	Matt Jones (1,137 for 8,352).....2001-04
3. 7.30	Tyler Wilson (1,058 for 7,721).....2008-12
4. 6.60	Brandon Allen (1,151 for 7,596).....2012-15
5. 6.59	KJ Jefferson (1,485 for 9,787).....2019-23
6. 6.38	Quinn Grovey (978 for 6,242).....1987-90
7. 5.94	Darren McFadden (807 for 4,795).....2005-07
8. 5.91	Jack Robbins (577 for 3,408).....1935-37
9. 5.87	Clint Stoerner (1,200 for 7,049).....1996-99
10. 5.86	Casey Dick (959 for 5,624).....2005-08



Ranking second in Arkansas history in career yards (8,392) and career touchdowns (77), quarterback **MATT JONES** led the Razorbacks to a 7-1 record when he ran for 100 yards.



INDIVIDUAL ALL-PURPOSE RECORDS

ALL-PURPOSE YARDAGE

GAME	YARDS	PLAYER	YEAR
1.	355	Darren McFadden vs. South Carolina (38 plays, 1 TD)	2007
2.	315	Darren McFadden at South Carolina (29 plays, 2 TD)	2006
3.	303	Cobi Hamilton vs. Rutgers (10 plays, 3 TD)	2012
4.	293	Harry Jones vs. Oklahoma State (11 plays, 2 TD)	1965
5.	287	Felix Jones vs. Troy (16 plays, 2 TD)	2007
6.	281	Jarius Wright vs. Texas A&M (13 plays, 2 TD)	2011
7.	271	Dickey Morton at Baylor (28 plays, 2 TD)	1973
8.	261	Raheim Sanders vs. Ole Miss (29 plays, 3 TD)	2022
9.	259	Alex Collins vs. Kansas State (25 plays, 3 TD)*	2016
10.	253	Michael Smith at Kentucky (40 plays, 2 TD)	2008

* 2016 AutoZone Liberty Bowl

SEASON	YARDS	PLAYER	YEAR
1.	2,310	Darren McFadden (362 plays, 17 TD)	2007
2.	2,058	Darren McFadden (305 plays, 16 TD)	2006
3.	1,990	Felix Jones (171 plays, 13 TD)	2007
4.	1,829	Felix Jones (192 plays, 10 TD)	2006
5.	1,746	Alex Collins (276 plays, 20 TD)	2015
6.	1,714	Raheim Sanders (250 plays, 12 TD)	2022
7.	1,604	Dickey Morton (243 plays, 5 TD)	1973
8.	1,583	Madre Hill (330 plays, 16 TD)	1995
9.	1,580	Rawleigh Williams III (260 plays, 13 TDs)	2016
10.	1,513	Darren McFadden (202 plays, 11 TD)	2005

CAREER

1.	5,881	Darren McFadden (869 plays, 44 TD)	2005-07
2.	5,330	Dennis Johnson (527 plays, 20 TD)	2008-12
3.	5,099	Felix Jones (488 plays, 27 TD)	2005-07
4.	4,535	Gary Anderson (630 plays, 19 TD)	1979-82
5.	4,057	Alex Collins (698 plays, 36 TD)	2013-15
6.	4,070	Dickey Morton (647 plays, 17 TD)	1971-73
7.	3,750	Ben Cowins (662 plays, 30 TD)	1975-78
8.	3,657	Cedric Cobbs (636 plays, 28 TD)	1999-2003
9.	3,610	DeCori Birmingham (403 plays, 13 TD)	2001-04
10.	3,583	James Rouse (614 plays, 39 TD)	1985-89

SCORING - POINTS

GAME	POINTS	PLAYER	YEAR
1.	36	Madre Hill vs. South Carolina (6 TD)	1995
2.	33	Gene Davidson vs. Oklahoma Mines (5 TD, 3 PAT)	1916
3.	33	Gene Davidson vs. Hendrix (5 TD, 3 PAT)	1915
4.	30	Alex Collins vs. UT Martin (5 TD)	2015
30		Jessie Clark vs. Baylor (5 TD)	1981
6.	26	Richard Miller vs. Central Missouri (4 TD, 2 PAT)	1927
26		Gene Davidson vs. Central Missouri (4 TD, 2 PAT)	1917
8.	24	Rawleigh Williams III at Mississippi State (4 TD)	2016
24		Jonathan Williams at Texas Tech (4 TD)	2014
24		Darren McFadden vs. FIU (4 TD)	2007
24		James Rouse vs. New Mexico (4 TD)	1987
24		Darryl Bowles vs. TCU (4 TD)	1980

SEASON

1.	120	Alex Collins (20 TD)	2015
120		Bill Burnett (20 TD)	1969
3.	118	Zach Hocker (21 FG, 55 PAT)	2011
4.	109	Alex Tejada (17 FG, 58 PAT)	2007
5.	106	Cam Little (20 FG, 46 PAT)	2021
106		Alex Tejada (16 FG, 58 PAT)	2009
7.	104	Zach Hocker (16 FG, 56 PAT)	2010
8.	102	Darren McFadden (17 TD)	2007
102		Kendall Trainor (24 FG, 30 PAT)	1988
102		James Rouse (17 TD)	1987

CAREER

1.	354	Zach Hocker (61 FG, 171 PAT)	2010-13
2.	294	Bill Burnett (49 TD)	1968-70
3.	288	Cam Little (53 FG, 129 PAT)	2021-23
4.	280	Steve Little (53 FG, 121 PAT)	1974-77
5.	268	Darren McFadden (44 TD, 2 two-point)	2005-07
6.	267	Todd Wright (60 FG, 87 PAT)	1989-92
7.	264	Kendall Trainor (51 FG, 111 PAT)	1985-88
8.	252	Todd Latourette (47 FG, 111 PAT)	1995-98
9.	247	Alex Tejada (37 FG, 136 PAT)	2007-10
10.	238	James Rouse (39 TD, 2 two-point)	1985-89

MOST TOUCHDOWNS

GAME	TOUCHDOWNS	PLAYER	YEAR
1.	6	Madre Hill vs. South Carolina	1995
2.	5	Alex Collins vs. UT Martin	2015
5		Jessie Clark vs. Baylor	1981
5		Gene Davidson vs. Oklahoma Mines	1916
5		Gene Davidson vs. Hendrix	1915
6.	4	14 others	

(Most recent: Rawleigh Williams III at Mississippi St.)..... 2016

SEASON

1.	20	Alex Collins	2015
20		Bill Burnett	1969
3.	17	Darren McFadden	2007
17		James Rouse	1987
5.	16	Darren McFadden	2006
16		Madre Hill	1995
16		Bill Burnett	1968
16		David Dickey	1967
16		Bobby Burnett	1965
10.	15	Ja'Quindon Jackson	2024

CAREER

1.	49	Bill Burnett	1968-70
2.	44	Darren McFadden	2005-07
3.	39	James Rouse	1985-89
4.	36	Alex Collins	2013-15
5.	30	Ben Cowins	1975-78
6.	28	Cedric Cobbs	1999-2003
28		David Dickey	1966-68
8.	27	Felix Jones	2005-07
27		Marcus Monk	2004-07
27		Madre Hill	1994-98



DARREN McFADDEN is Arkansas' all-time career leader in all-purpose yards (5,881) and is the only Razorback to ever accumulate more than 2,000 all-purpose yards in a season (2006 and 2007).



INDIVIDUAL KICKING RECORDS

FIELD GOAL ATTEMPTS

GAME	Player	Year
1. 6	Brennan O'Donohoe at Tennessee (made 3)	2002
6	Greg Horne vs. Tulsa (made 4)	1984
3. 5	Zach Hocker vs. South Carolina (made 3)	2011
5	Todd Wright at Tennessee (made 4)	1992
5	Kendall Trainor vs. Texas A&M (made 5)	1988
5	Kendall Trainor vs. TCU (made 5)	1988
5	Steve Little vs. Tulsa (made 3)	1977
5	Bill McClard vs. SMU (made 3)	1970

SEASON

1. 30	Steve Little (made 19)	1977
2. 27	Zach Hocker (made 21)	2011
27	Kendall Trainor (made 24)	1988
4. 25	Todd Wright (made 17)	1992
5. 24	Cam Little (made 20)	2023
24	Cam Little (made 20)	2021
24	Connor Limpert (made 19)	2018
24	Todd Latourette (made 17)	1998
24	Bruce Lahay (made 19)	1981
10. 23	Alex Tejada (made 17)	2007
23	Todd Wright (made 20)	1989
23	Steve Little (made 11)	1976

CAREER

1. 89	Steve Little (made 53)	1974-77
2. 79	Zach Hocker (made 61)	2010-13
79	Todd Wright (made 60)	1989-92
4. 71	Todd Latourette (made 47)	1995-98
5. 69	Kendall Trainor (made 51)	1985-88
6. 64	Cam Little (made 53)	2021-23
62	Ish Ordonez (made 44)	1978-80
8. 54	Alex Tejada (made 37)	2007-10
9. 53	Greg Horne (made 29)	1983-84
10. 52	Connor Limpert (made 41)	2016-19

FIELD GOALS MADE

GAME	Player	Year
1. 5	Kendall Trainor vs. Texas A&M (att. 5)	1988
5	Kendall Trainor vs. TCU (att. 5)	1988
3. 4	Cam Little vs. Texas (att. 4)	2021
4	Connor Limpert vs. Ole Miss (att. 4)	2018
4	Chris Balseiro vs. Missouri (att. 4)	2003
4	Todd Wright at Auburn (att. 4)	1992
4	Todd Wright at Tennessee (att. 5)	1992
4	Todd Wright vs. UTEP (att. 4)	1989
4	Kendall Trainor at Houston (att. 4)	1988
4	Greg Horne vs. Tulsa (att. 6)	1984
4	Bruce Lahay at Texas Tech (att. 4)	1981
4	Steve Little at Rice (att. 4)	1975

SEASON

1. 24	Kendall Trainor (att. 27)	1988
2. 21	Zach Hocker (att. 27)	2011
3. 20	Cam Little (att. 24)	2023
20	Cam Little (att. 24)	2021
20	Todd Wright (att. 23)	1989
6. 19	Connor Limpert (att. 24)	2018
19	Bruce Lahay (att. 24)	1981
19	Steve Little (att. 30)	1977
9. 18	Ish Ordonez (att. 22)	1978
10. 17	Alex Tejada (att. 23)	2007
17	Todd Latourette (att. 24)	1998
17	Todd Wright (att. 25)	1992

CAREER

1. 61	Zach Hocker (att. 79)	2010-13
2. 60	Todd Wright (att. 79)	1989-92
3. 53	Cam Little (att. 64)	2021-23
53	Steve Little (att. 89)	1974-77
5. 51	Kendall Trainor (att. 69)	1985-88
6. 47	Todd Latourette (att. 71)	1995-98
7. 44	Ish Ordonez (att. 62)	1978-80
8. 41	Connor Limpert (att. 52)	2016-19
9. 37	Alex Tejada (att. 54)	2007-10
10. 29	Greg Horne (att. 53)	1983-86
29	Bill McClard (att. 46)	1969-71

FIELD GOAL PERCENTAGE

SEASON (MIN. 10 MADE)	Player	Year
1. .889	Kendall Trainor (24-27)	1988
2. .870	Todd Wright (20-23)	1989
3. .867	Zach Hocker (13-15)	2013
4. .842	Zach Hocker (16-19)	2010
5. .833	Matthew Shipley (10-12)	2024
.833	Cam Little (20-24)	2023
.833	Cam Little (20-24)	2021
8. .818	Ish Ordonez (18-22)	1979
9. .813	Cam Little (13-16)	2022
10. .792	Connor Limpert (19-24)	2018
.792	Bruce Lahay (19-24)	1981

CAREER (MIN. 20 MADE)

1. .828	Cam Little (53-64)	2021-23
2. .786	Connor Limpert (41-52)	2016-19
3. .772	Zach Hocker (61-79)	2010-13
4. .759	Todd Wright (60-79)	1989-92
5. .739	Kendall Trainor (51-69)	1985-88
6. .710	Ish Ordonez (44-62)	1978-80
7. .700	Chris Balseiro (28-40)	2002-05
8. .688	Brennan O'Donohoe (22-32)	2000-02
9. .682	Alex Tejada (37-54)	2007-10
10. .662	Todd Latourette (47-71)	1995-98

LONGEST FIELD GOALS

1. 67	Steve Little vs. Texas	1977
2. 61	Steve Little vs. Tulsa	1976
3. 60	Bill McClard vs. SMU	1970
4. 58	Kendall Trainor vs. Miami	1988
5. 57	Steve Little vs. Baylor	1977
57	Steve Little vs. Oklahoma State	1976
7. 56	Cam Little at Ole Miss	2023
56	Cam Little at Ole Miss	2023
8. 55	Matthew Shipley vs. Ole Miss	2024
55	Cam Little at Alabama	2023
55	Connor Limpert vs. Vanderbilt	2018
55	Kendall Trainor vs. Tulsa	1986

MOST CONSECUTIVE FGs MADE

1. 24	Kendall Trainor	1988
-------	-----------------	------



ZACH HOCKER finished his career in 2013 as Arkansas' all-time leading scorer, totaling 354 points. Hocker also holds Razorback records for career field goals and field goal percentage.



INDIVIDUAL KICKING RECORDS

PAT ATTEMPTS

GAME			
1. 10	Kyle Ramsey vs. Ark.-Pine Bluff.....	2024	
2. 9	Cole Hedlund vs. UT Martin.....	2015	
9	John Henson vs. Nicholls.....	2014	
9	Alex Tejada vs. Eastern Michigan.....	2009	
9	Alex Tejada vs. North Texas.....	2007	
9	Jeremy Davis vs. Southeast Missouri State.....	2006	
9	Chris Balseiro vs. New Mexico State.....	2004	
9	Kendall Trainor vs. Pacific.....	1988	
9	Elvin Geiser vs. Hendrix.....	1933	
10. 8	Alex Tejada vs. Troy.....	2009	
8	Bill McClard vs. North Texas.....	1971	
8	Bill McClard vs. Wichita State.....	1970	
8	Bob White vs. Tulsa.....	1968	
8	Tom McNelly vs. Tulsa.....	1963	

SEASON

1. 60	Alex Tejada (made 58).....	2007
2. 59	Alex Tejada (made 58).....	2009
3. 58	Cole Hedlund (made 58).....	2015
4. 57	Zach Hocker (made 55).....	2011
5. 56	Zach Hocker (made 56).....	2010
6. 51	Bill McClard (made 50).....	1970
7. 50	Cam Little (made 50).....	2022
8. 48	Jeremy Davis (made 46).....	2006
9. 46	Cam Little (made 46).....	2021
10. 44	Bill McClard (made 40).....	1969
44	Ronny South (made 42).....	1965

CAREER

1. 173	Zach Hocker (made 171).....	2010-13
2. 140	Alex Tejada (made 136).....	2007-10
3. 133	Bill McClard (made 125).....	1969-71
4. 131	Steve Little (made 121).....	1974-77
5. 129	Cam Little (made 129).....	2021-23
6. 116	Kendall Trainor (made 111).....	1985-88
7. 114	Chris Balseiro (made 111).....	2002-05
8. 113	Todd Latourette (made 111).....	1995-98
9. 93	Connor Limpert (made 91).....	2016-19
93	Ish Ordonez (made 88).....	1978-80

PATS MADE

GAME			
1. 10	Kyle Ramsey vs. Ark.-Pine Bluff.....	2024	
2. 9	Cole Hedlund vs. UT Martin.....	2015	
9	John Henson vs. Nicholls.....	2014	
9	Alex Tejada vs. Eastern Michigan.....	2009	
9	Alex Tejada vs. North Texas.....	2007	
9	Jeremy Davis vs. Southeast Missouri State.....	2006	
9	Chris Balseiro vs. New Mexico State.....	2004	
9	Kendall Trainor vs. Pacific.....	1988	
9	Elvin Geiser vs. Hendrix.....	1933	
10. 8	Alex Tejada vs. Troy.....	2009	
8	Bill McClard vs. Wichita State.....	1970	
8	Bob White vs. Tulsa.....	1968	
8	Tom McNelly vs. Tulsa.....	1963	

SEASON

1. 58	Cole Hedlund (att. 58).....	2015
58	Alex Tejada (att. 59).....	2009
58	Alex Tejada (att. 60).....	2007
4. 56	Zach Hocker (att. 56).....	2010
5. 55	Zach Hocker (att. 57).....	2011
6. 50	Cam Little (att. 50).....	2022
50	Bill McClard (att. 51).....	1970
8. 46	Cam Little (att. 46).....	2021
46	Jeremy Davis (att. 48).....	2006
10. 42	Ronny South (att. 44).....	1965



ALEX TEJADA registered two of the three highest-scoring seasons in Razorback history in 2007 and 2009 and was named to Arkansas' all-decade team for the 2000s.

CAREER

1. 171	Zach Hocker (att. 173).....	2010-13
2. 136	Alex Tejada (att. 141).....	2007-10
3. 129	Cam Little (att. 129).....	2021-23
4. 125	Bill McClard (att. 133).....	1969-71
5. 121	Steve Little (att. 131).....	1974-77
6. 111	Chris Balseiro (att. 114).....	2002-05
111	Todd Latourette (att. 113).....	1995-98
111	Kendall Trainor (att. 116).....	1985-88
9. 91	Connor Limpert (att. 93).....	2016-19
91	Cole Hedlund (att. 91).....	2015-17

KICK SCORING

GAME			
1. 19	Kendall Trainor vs. TCU (5-5 FG, 4-4 PAT).....	1988	
2. 17	Alex Tejada vs. Troy (4-4 FG, 5-5 PAT).....	2007	
3. 16	Matthew Shipley at Mississippi State (3-3 FG, 7-7 PAT).....	2024	
16	Cam Little vs. Texas (4-4 FG, 4-4 PAT).....	2007	
16	Alex Tejada vs. FIU (3-3 FG, 7-7 PAT).....	2001	
6. 15	Todd Wright vs. UTEP (4-4 FG, 3-4 PAT).....	1989	
15	Kendall Trainor vs. Texas A&M (5-5 FG, 0-0 PAT).....	1988	
8. 14	Zach Hocker vs. Mississippi State (3-4 FG, 5-5 PAT).....	2011	
14	Zach Hocker vs. South Carolina (3-5 FG, 5-5 PAT).....	2011	
14	Tony Dodson vs. Louisiana Monroe (3-3 FG, 5-5 PAT).....	1999	
14	Todd Latourette vs. SMU (3-3 FG, 5-5 PAT).....	1998	
14	Kendall Trainor at Houston (4-4 FG, 2-2 PAT).....	1988	
14	Bruce Lahay at Texas Tech (4-4 FG, 2-2 PAT).....	1981	
14	Steve Little vs. TCU (3-3 FG, 5-5 PAT).....	1976	
14	Bill McClard vs. Wichita State (2-2 FG, 8-8 PAT).....	1970	

SEASON

1. 118	Zach Hocker (21 FG, 55 PAT).....	2011
2. 109	Alex Tejada (17 FG, 58 PAT).....	2007
3. 106	Cam Little (20 FG, 46 PAT).....	2021
106	Alex Tejada (16 FG, 58 PAT).....	2009
5. 104	Zach Hocker (16 FG, 56 PAT).....	2010
6. 102	Kendall Trainor (24 FG, 30 PAT).....	1988
7. 98	Todd Wright (20 FG, 38 PAT).....	1989
8. 94	Steve Little (19 FG, 37 PAT).....	1977
9. 93	Cam Little (20 FG, 33 PAT).....	2023
10. 92	Todd Latourette (17 FG, 41 PAT).....	1998

CAREER

1. 354	Zach Hocker (61 FG, 171 PAT).....	2010-13
2. 288	Cam Little (53 FG, 129 PAT).....	2021-23
3. 280	Steve Little (53 FG, 121 PAT).....	1974-77
4. 267	Todd Wright (60 FG, 87 PAT).....	1989-92
5. 264	Kendall Trainor (51 FG, 111 PAT).....	1985-88
6. 252	Todd Latourette (47 FG, 111 PAT).....	1995-98
7. 247	Alex Tejada (37 FG, 136 PAT).....	2007-10
8. 220	Ish Ordonez (44 FG, 88 PAT).....	1978-80
9. 214	Connor Limpert (41 FG, 91 PAT).....	2016-19
10. 212	Bill McClard (29 FG, 125 PAT).....	1969-71



INDIVIDUAL PUNTING RECORDS

PUNTS

GAME		
1.	11	Greg Horne at Baylor (445 yards for 40.4 avg.).....1984
	11	Bobby Nix at SMU (506 yards for 46.0 avg.).....1963
3.	10	Toby Baker at Auburn (415 yards for 41.5 avg.).....2016
	10	Toby Baker at Alabama (402 yards for 40.2 avg.).....2015
	10	Richie Butler vs. UNLV (434 yards for 43.4 avg.).....2001
	10	Drew Toole vs. Rice (365 yards for 36.5 avg.).....1972
	10	Lance Alworth vs. Tulsa (301 yards for 30.1 avg.).....1961
	10	Lamar McHan vs. Santa Clara (395 yards for 39.5 avg.).....1951
	10	Lamar McHan vs. Texas (382 yards for 38.2 avg.).....1951
	10	George Cole at Oklahoma State (390 yards for 39.0 avg.)...1926
	10	Gene Davidson vs. Oklahoma (245 yards for 24.5 avg.).....1915

SEASON

1.	70	Matt Wait (2,935 yards for 41.9 avg.).....1997
2.	69	Richie Butler (2,715 yards for 39.3 avg.).....2002
	69	Matt Wait (2,777 yards for 40.3 avg.).....1996
4.	68	Pete Raether (2,938 yards for 43.2 avg.).....1992
5.	67	Richie Butler (2,848 yards for 42.5 avg.).....2001
6.	65	Richie Butler (2,784 yards for 42.8 avg.).....2000
	65	Pete Raether (2,836 yards for 43.6 avg.).....1991
8.	64	Lamar McHan (2,377 yards for 37.1 avg.).....1951
	64	Aubrey Fowler (2,214 yards for 34.6 avg.).....1946
	64	Kay Eakin (2,448 yards for 38.3 avg.).....1939

CAREER

1.	251	Matt Wait (10,177 yards for 40.5 avg.).....1994-97
2.	231	Richie Butler (9,546 yards for 41.3 avg.).....1999-2002
3.	219	Dylan Breeding (9,387 yards for 42.9 avg.).....2009-12
4.	192	Jacob Skinner (7,554 yards for 39.3 avg.).....2003-06
5.	180	Greg Horne (8,000 yards for 44.4 avg.).....1983-86
6.	179	Reid Bauer (7,519 yards for 42.0 avg.).....2018-22
7.	157	Pete Raether (6,743 yards for 42.9 avg.).....1990-92
8.	145	Lamar McHan (5,504 yards for 38.0 avg.).....1951-53
9.	142	Jeremy Davis (5,842 yards for 41.1 avg.).....2004-08
10.	133	Kay Eakin (5,250 yards for 39.5 avg.).....1937-39

LONGEST PUNTS

1.	86	Steve Cox vs. Texas.....1986
2.	83	Pete Raether vs. Louisiana.....1991
	83	Harold Cox vs. SMU.....1943

4.	81	Lamar McHan vs. Texas.....1951
	81	Kay Eakin vs. TCU.....1938
6.	80	Allen Meacham vs. Baylor.....1988
7.	79	Sam Irwin-Hill vs. South Carolina.....2013
	79	Richie Butler vs. Alabama.....2002
	79	Jack Robbins vs. TCU.....1937
10.	78	Reid Bauer at Auburn.....2022
	78	Gerald Nesbitt vs. SMU.....1955
	78	Louis Schaufele vs. William & Mary.....1948
	78	Louis Schaufele vs. Texas A&M.....1948

PUNTING YARDAGE

GAME		
1.	506	Bobby Nix at SMU (11 punts).....1965
2.	445	Greg Horne at Baylor (11 punts).....1984
3.	434	Richie Butler vs. UNLV (10 punts).....2001
4.	415	Toby Baker at Auburn (10 punts).....2016
5.	412	Matt Wait vs. South Carolina (9 punts).....1997
6.	402	Toby Baker at Alabama (10 punts).....2015
7.	395	Lamar McHan vs. Santa Clara (10 punts).....1951
8.	390	George Cole vs. Oklahoma State (10 punts).....1926
9.	389	Richie Butler vs. Alabama (8 punts).....2002
10.	382	Lamar McHan vs. Texas (10 punts).....1951

SEASON

1.	2,938	Pete Raether (68 for 43.2 avg.).....1992
2.	2,935	Matt Wait (70 for 41.9 avg.).....1997
3.	2,848	Richie Butler (67 for 42.5 avg.).....2001
4.	2,836	Pete Raether (65 for 43.6 avg.).....1991
5.	2,797	Steve Little (63 for 44.4 avg.).....1976
6.	2,784	Richie Butler (65 for 42.8 avg.).....2000
7.	2,777	Matt Wait (69 for 40.3 avg.).....1996
8.	2,770	Max Fletcher (59 for 46.9 avg.).....2023
9.	2,715	Richie Butler (69 for 39.3 avg.).....2002
10.	2,532	Toby Baker (57 for 44.4 avg.).....2016

CAREER

1.	10,177	Matt Wait (251 for 40.5 avg.).....1994-97
2.	9,546	Richie Butler (231 for 41.3 avg.).....1999-2002
3.	9,387	Dylan Breeding (219 for 42.9 avg.).....2009-12
4.	8,000	Greg Horne (180 for 44.4 avg.).....1983-86
5.	7,554	Jacob Skinner (192 for 39.3 avg.).....2003-06

6.	7,519	Reid Bauer (179 for 42.0 avg.).....2018-22
7.	6,743	Pete Raether (157 for 42.9 avg.).....1990-92
8.	5,842	Jeremy Davis (142 for 41.1 avg.).....2004-08
9.	5,504	Lamar McHan (145 for 38.0 avg.).....1951-53
10.	5,250	Kay Eakin (133 for 39.5 avg.).....1937-39

PUNTING AVERAGE

GAME (MIN. 2 PUNTS)		
1.	70.0	Steve Cox at Texas (2 punts).....1980
2.	59.0	Allen Meacham at Baylor (2 punts).....1988
3.	58.3	Dylan Breeding vs. Tulsa (3 punts).....2012
4.	57.8	Pete Raether at Texas Tech (4 punts).....1991
5.	57.3	Devin Bale vs. Tennessee (3 punts).....2024
6.	57.0	Zach Hocker at Rutgers (3 punts).....2013
7.	56.5	Mike Kirkland at Texas Tech (2 punts).....1972
8.	54.7	Max Fletcher vs. Texas A&M (6 punts).....2023
9.	54.6	Greg Horne at Texas Tech (3 punts).....1983
10.	54.5	Gerald Nesbitt at SMU (2 punts).....1957

SEASON (MIN. 4 PUNTS PER GAME)

1.	47.2	Greg Horne (49 for 2,313 yards).....1986
2.	46.9	Max Fletcher (59 for 2,770 yards).....2023
3.	46.5	Steve Cox (47 for 2,186 yards).....1980
4.	45.6	Dylan Breeding (53 for 2,416 yards).....2012
5.	45.3	Dylan Breeding (53 for 2,400 yards).....2011
6.	44.4	Toby Baker (57 for 2,532 yards).....2016
	44.4	Steve Little (63 for 2,797 yards).....1976
8.	44.3	Steve Little (48 for 2,127 yards).....1977
9.	43.8	Greg Horne (51 for 2,234 yards).....1984
10.	43.6	Pete Raether (65 for 2,836 yards).....1991

CAREER (MIN. 85 PUNTS)

1.	45.2	Steve Cox (89 for 4,026 yards).....1979-80
2.	44.4	Greg Horne (180 for 8,000 yards).....1983-86
	44.4	Steve Little (111 for 4,924 yards).....1974-77
4.	43.2	Max Fletcher (97 for 4,194 yards).....2022-23
5.	43.0	Toby Baker (101 for 4,340 yards).....2014-16
6.	42.9	Dylan Breeding (219 for 9,387 yards).....2009-12
	42.9	Pete Raether (157 for 6,743 yards).....1990-92
8.	42.0	Reid Bauer (179 for 7,519 yards).....2018-22
	42.0	Sam Irwin-Hill (104 for 4,364 yards).....2013-14
10.	41.7	Brad Taylor (99 for 4,131 yards).....1981-83



DYLAN BREEDING was a two-time All-SEC punter for the Razorbacks and ranks in the top five in career punting yardage.



INDIVIDUAL RETURN RECORDS

PUNT RETURNS

GAME		
1. 9	Ken Hatfield vs. Rice (89 yards)	1964
2. 8	Bobby Joe Edmonds at Ole Miss (53 yards)	1985
8	Gary Anderson at Texas Tech (130 yards)	1979
4. 7	Jack Morris vs. North Texas (146 yards)	1971
7	Gary Adams at TCU (59 yards)	1968
7	Gary Adams vs. TCU (91 yards)	1967
7	Gary Adams vs. Oklahoma State (33 yards)	1967
7	Lance Alworth vs. Tulsa (136 yards)	1961

SEASON

1. 40	Bobby Joe Edmonds (466 yards)	1985
2. 36	Orlando Watters (290 yards)	1992
36	Vaughn Lusby (294 yards)	1977
4. 34	Gary Anderson (286 yards)	1979
5. 31	DeCori Birmingham (518 yards)	1964
6. 29	Gary Anderson (222 yards)	1982
29	Gary Anderson (252 yards)	1981
29	Vaughn Lusby (161 yards)	1976
9. 28	DeCori Birmingham (342 yards)	2002
28	Orlando Watters (157 yards)	1993
28	Gary Adams (290 yards)	1967
28	Lance Alworth (336 yards)	1961

CAREER

1. 115	Gary Anderson (1,004 yards)	1979-82
2. 93	Bobby Joe Edmonds (959 yards)	1982-85
3. 86	Vaughn Lusby (625 yards)	1974, 1976-78
4. 78	Tim Horton (657 yards)	1986-89
5. 72	Ken Hatfield (1,153 yards)	1962-64
6. 64	Orlando Watters (447 yards)	1991-93
7. 53	Marvin Jackson (594 yards)	2001, 03
8. 52	DeCori Birmingham (546 yards)	2001-04
9. 51	Lance Alworth (690 yards)	1959-61
10. 49	Gary Adams (505 yards)	1966-68

PUNT RETURN YARDAGE

GAME		
1. 174	Joe Adams vs. Missouri State (6 returns)	2011
2. 146	Jack Morris vs. North Texas (7 returns)	1971
3. 136	Lance Alworth vs. Tulsa (7 returns)	1961
4. 134	Terry Stewart vs. Wichita State (4 returns)	1969
5. 130	Gary Anderson at Texas Tech (8 returns)	1979
6. 120	Joe Adams vs. Ole Miss (3 returns)	2010
7. 114	Nathan Parodi vs. Ark.-Pine Bluff (4 returns)	2021
8. 105	Bryce Stephens vs. Missouri State (3 returns)	2022
9. 104	Marvin Jackson at Kentucky (4 returns)	2003
104	Orlando Watters at South Carolina (5 returns)	1992

SEASON

1. 518	Ken Hatfield (31 returns)	1964
2. 466	Bobby Joe Edmonds (40 returns)	1985
3. 395	Aubrey Fowler (23 returns)	1947
4. 375	Martine Bercher (24 returns)	1966
5. 350	Ken Hatfield (21 returns)	1963
6. 342	DeCori Birmingham (28 returns)	2002
7. 336	Lance Alworth (28 returns)	1961
8. 329	Marvin Jackson (26 returns)	2003
9. 321	Joe Adams (19 returns)	2011
10. 307	Lance Alworth (18 returns)	1960

CAREER

1. 1,153	Ken Hatfield (72 returns)	1962-64
2. 1,004	Gary Anderson (115 returns)	1979-82
3. 959	Bobby Joe Edmonds (93 returns)	1982-85
4. 690	Lance Alworth (51 returns)	1959-61
5. 657	Tim Horton (78 returns)	1986-89
6. 642	Aubrey Fowler (45 returns)	1946-47
7. 625	Vaughn Lusby (86 returns)	1974, 1976-78
8. 594	Marvin Jackson (53 returns)	2001, 03
594	Johnny Cole (39 returns)	1950-52
10. 570	Joe Adams (36 returns)	2008-11

PUNT RETURN AVERAGE

SEASON (MIN. 15 RETURNS)		
1. 18.31	Johnny Cole (16 for 293 yards)	1950
2. 17.17	Aubrey Fowler (23 for 395 yards)	1947
3. 17.06	Lance Alworth (18 for 307 yards)	1960
4. 16.89	Joe Adams (19 for 321 yards)	2011
5. 16.71	Ken Hatfield (31 for 518 yards)	1964
6. 16.67	Ken Hatfield (21 for 350 yards)	1963
7. 15.63	Martine Bercher (24 for 375 yards)	1966
8. 15.56	Joe Adams (16 for 249 yards)	2010
9. 15.53	Johnny Cole (15 for 233 yards)	1951
10. 14.32	Michael James (19 for 272 yards)	1991

CAREER (MIN. 25 RETURNS)

1. 16.01	Ken Hatfield (72 for 1,153 yards)	1962-64
2. 15.83	Joe Adams (36 for 570 yards)	2008-11
3. 15.63	Johnny Cole (38 for 594 yards)	1950-52
4. 15.32	Martine Bercher (25 for 383 yards)	1965-66
5. 14.27	Aubrey Fowler (45 for 642 yards)	1946-47
6. 13.53	Lance Alworth (51 for 690 yards)	1959-61
7. 12.92	Dean Pryor (25 for 323 yards)	1950-52
8. 11.21	Marvin Jackson (53 for 594 yards)	2001, 03
9. 10.50	DeCori Birmingham (52 for 546 yards)	2001-04
10. 10.31	Bobby Joe Edmonds (93 for 959 yards)	1982-85
10.31	Gary Adams (49 for 505 yards)	1966-68

KICKOFF RETURNS

GAME		
1. 8	Cobi Hamilton at Auburn (142 yards)	2010
2. 7	Deon Stewart vs. LSU (117 yards)	2016
7	D'Arthur Cowan at Mississippi State (108 yards)	2012
7	Fred Talley vs. Boise State (135 yards)	2000
5. 6	Dennis Johnson vs. LSU (103 yards)	2008
6	Dennis Johnson at Texas (150 yards)	2008
6	Dennis Johnson vs. Alabama (142 yards)	2008
6	DeCori Birmingham vs. Alabama (197 yards)	2002
6	Steven Harris vs. Ole Miss (124 yards)	2000
6	Rod Stinson vs. Tennessee (109 yards)	1999
6	Donnie Centers at Baylor (145 yards)	1986
6	Carl Miller at SMU (111 yards)	1984

SEASON

1. 41	Dennis Johnson (905 yards)	2008
2. 40	Dennis Johnson (1,031 yards)	2009
3. 29	De'Vion Warren (765 yards)	2017
4. 28	DeCori Birmingham (638 yards)	2002
5. 25	Cedric Washington (497 yards)	2003
6. 23	Isaiah Sategna (500 yards)	2023
23	Lance Ray (518 yards)	2010
23	Felix Jones (554 yards)	2006
23	Barry Foster (445 yards)	1988
10. 22	Felix Jones (652 yards)	2007
22	Jon Richardson (501 yards)	1972

CAREER

1. 119	Dennis Johnson (2,784 yards)	2008-12
2. 65	De'Vion Warren (1,610 yards)	2017-21
3. 62	Felix Jones (1,749 yards)	2005-07
4. 61	DeCori Birmingham (1,321 yards)	2001-04
5. 55	Derek Holloway (1,209 yards)	1979-82
6. 51	Barry Foster (1,008 yards)	1987-89
7. 43	Carl Miller (1,016 yards)	1983-85
8. 38	Darren McFadden (926 yards)	2005-07
9. 36	Cedric Washington (701 yards)	2003-06
10. 35	Jon Richardson (780 yards)	1970-72

KICKOFF RETURN YARDAGE

GAME		
1. 197	DeCori Birmingham vs. Alabama (6 returns)	2002
2. 152	Derek Holloway at Houston (4 returns)	1980
3. 150	Dennis Johnson at Texas (6 returns)	2008
4. 147	Felix Jones at Southern California (4 returns)	2005
5. 146	Carl Miller vs. Baylor (3 returns)	1983
6. 145	Dennis Johnson vs. Auburn (3 returns)	2009
145	Donnie Centers at Baylor (6 returns)	1986
8. 144	Felix Jones vs. Troy (3 returns)	2007
9. 142	Cobi Hamilton at Auburn (8 returns)	2010
10. 142	Dennis Johnson vs. Alabama (6 returns)	2008

SEASON

1. 1,031	Dennis Johnson (40 returns)	2009
2. 905	Dennis Johnson (41 returns)	2008
3. 765	De'Vion Warren (29 returns)	2017
4. 652	Felix Jones (22 returns)	2007
5. 638	DeCori Birmingham (28 returns)	2002
6. 554	Felix Jones (23 returns)	2006
7. 543	Felix Jones (17 returns)	2005
8. 518	Lance Ray (23 returns)	2010
9. 501	Jon Richardson (22 returns)	1972
10. 500	Isaiah Sategna (23 returns)	2023

CAREER

1. 2,784	Dennis Johnson (119 returns)	2008-12
2. 1,749	Felix Jones (62 returns)	2005-07
3. 1,610	De'Vion Warren (65 returns)	2017-21
4. 1,321	DeCori Birmingham (61 returns)	2001-04
5. 1,209	Derek Holloway (55 returns)	1979-82
6. 1,016	Carl Miller (43 returns)	1982-85
7. 1,008	Barry Foster (51 returns)	1987-89
8. 926	Darren McFadden (38 returns)	2005-07
9. 780	Jon Richardson (35 returns)	1970-72
10. 776	Ron Dickerson (31 returns)	1989-92

KICKOFF RETURN AVERAGE

SEASON (MIN. 13 RETURNS)		
1. 31.94	Felix Jones (17 for 543 yards)	2005
2. 29.64	Felix Jones (22 for 652 yards)	2007
3. 28.50	De'Vion Warren (14 for 399 yards)	2018
4. 26.38	De'Vion Warren (29 for 765 yards)	2017
5. 25.78	Dennis Johnson (40 for 1,031 yards)	2009
6. 25.61	Dennis Johnson (18 for 461 yards)	2011
7. 25.57	Marquel Wade (14 for 358 yards)	2011
8. 25.31	Jack Brasuell (13 for 329 yards)	1963
9. 24.85	Ron Dickerson (20 for 497 yards)	1992
10. 24.09	Felix Jones (23 for 554 yards)	2006

CAREER (MIN. 20 RETURNS)

1. 28.21	Felix Jones (62 for 1,749 yards)	2005-07
2. 26.14	Dickey Morton (22 for 575 yards)	1971-73
3. 25.03	Ron Dickerson (31 for 776 yards)	1989-92
4. 24.77	De'Vion Warren (59 returns for 1,490 yards)	2017-21
5. 24.80	Korliss Marshall (28 for 693 yards)	2013-14
6. 24.40	Darren McFadden (38 for 926 yards)	2005-07
7. 23.87	Lance Alworth (31 for 740 yards)	1959-61
8. 23.63	Carl Miller (43 for 1,016 yards)	1983-85
9. 23.39	Dennis Johnson (119 for 2,784 yards)	2008-12
10. 22.48	David Dickey (21 for 472 yards)	1966-68



INDIVIDUAL RETURN RECORDS

TOTAL RETURNS

GAME

1.	9	Bobby Joe Edmonds at Ole Miss (8 PR, 1 KR)	1985
	9	Ken Hatfield vs. Rice (9 PR, 0 KR)	1964
3.	8	Cobi Hamilton at Auburn (0 PR, 8 KR)	2010
	8	DeCori Birmingham vs. Alabama (2 PR, 6 KR)	2002
	8	Gary Anderson at Texas Tech (8 PR, 0 KR)	1979
6.	7	12 times (Most recent: Deon Stewart vs. LSU)	2016

SEASON

1.	56	DeCori Birmingham (28 PR, 28 KR)	2002
2.	50	Gary Anderson (34 PR, 16 KR)	1979
3.	46	Orlando Watters (28 PR, 18 KR)	1993
4.	43	Ken Hatfield (31 PR, 12 KR)	1964
5.	41	Dennis Johnson (0 PR, 41 KR)	2008
	41	Bobby Joe Edmonds (40 PR, 1 KR)	1985
	41	Lance Alworth (28 PR, 13 KR)	1961
8.	40	Dennis Johnson (0 PR, 40 KR)	2009
9.	37	Orlando Watters (36 PR, 1 KR)	1992
10.	36	Vaughn Lusby (36 PR, 0 KR)	1977

CAREER

1.	137	Gary Anderson (115 PR, 22 KR)	1979-82
2.	119	Dennis Johnson (0 PR, 119 KR)	2008-12
3.	113	DeCori Birmingham (52 PR, 61 KR)	2001-04
4.	96	Bobby Joe Edmonds (93 PR, 3 KR)	1982-85
5.	91	Vaughn Lusby (86 PR, 5 KR)	1974, 76-78
	91	Ken Hatfield (72 PR, 19 KR)	1962-64
7.	83	Orlando Watters (64 PR, 19 KR)	1991-92
8.	82	Lance Alworth (51 PR, 31 KR)	1959-61
9.	80	Tim Horton (78 PR, 2 KR)	1986-89
10.	65	De'Vion Warren (0 PR, 65 KR)	2017-21

TOTAL RETURN YARDAGE

GAME

1.	219	DeCori Birmingham vs. Alabama (8 returns)	2002
2.	174	Joe Adams vs. Missouri State (6 returns)	2011
3.	169	Isaiah Sategna vs. BYU (6 returns)	2023
4.	152	Derek Holloway vs. Houston (4 returns)	1980
5.	150	Dennis Johnson at Texas (6 returns)	2008
6.	147	Felix Jones vs. Southern California (4 returns)	2005
7.	146	Carl Miller vs. Baylor (3 returns)	1983
	146	Jack Morris vs. North Texas (7 returns)	1971
9.	145	Dennis Johnson vs. Auburn (3 returns)	2009
	145	Donnie Centers vs. Baylor (6 returns)	1986

SEASON

1.	1,031	Dennis Johnson (40/1,031 KR)	2009
2.	980	DeCori Birmingham (28/342 PR, 28/638 KR)	2002
3.	905	Dennis Johnson (41/905 KR)	2008
4.	771	Ken Hatfield (31/518 PR, 12/253 KR)	1964
5.	765	De'Vion Warren (29/765 KR)	2017
6.	680	Isaiah Sategna (15/180 PR, 23/500 KR)	2023
7.	652	Felix Jones (22/652 KR)	2007
8.	636	Lance Alworth (28/336 PR, 13/300 KR)	1961
9.	635	Lance Alworth (18/307 PR, 14/328 KR)	1960
10.	629	Gary Anderson (34/286 PR, 16/343 KR)	1979

CAREER

1.	2,784	Dennis Johnson (119/2,784 KR)	2008-12
2.	1,867	DeCori Birmingham (52/546 PR, 61/1,321 KR)	2001-04
3.	1,760	Felix Jones (1/11 PR, 62/1,749 KR)	2005-07
4.	1,604	Ken Hatfield (72/1,153 PR, 19/451 KR)	1962-64
5.	1,461	Gary Anderson (115/1,004 PR, 22/457 KR)	1979-82
6.	1,430	Lance Alworth (51/690 PR, 31/740 KR)	1959-61
7.	1,253	Derek Holloway (4/44 PR, 55/1,209 KR)	1979-82
8.	1,020	Bobby Joe Edmonds (93/959 PR, 3/61 KR)	1982-85
9.	1,016	Carl Miller (43/1,016 KR)	1983-85
10.	1,008	Barry Foster (51/1,008 KR)	1987-89



An All-SEC selection in 2012, **DENNIS JOHNSON** holds SEC records in both career kickoff returns (119) and career kickoff return yardage (2,784).



INDIVIDUAL DEFENSE RECORDS

TACKLES

GAME			
1. 29	Ronnie Caveness vs. Texas	1963	
2. 25	Ronnie Caveness at Texas	1964	
3. 24	Cliff Powell vs. Texas	1969	
4. 23	Ronnie Caveness vs. Missouri	1963	
5. 22	Ken Hamlin vs. Troy	2002	
22	Quinton Caver vs. Alabama	2000	
22	Loyd Phillips vs. Tulsa	1965	
8. 21	William Hampton vs. Oklahoma State	1977	
21	Ronnie Caveness vs. Baylor	1963	
10. 20	Bumper Pool at Mississippi State	2020	
20	Jerry Franklin at Mississippi State	2010	
20	Tony Bua at Georgia	2001	
20	Jermaine Petty at Ole Miss	2001	
20	LaSalle Harper vs. UCLA	1988	

SEASON			
1. 174	Wayne Harris (62 UT, 112 AT)	1960	
2. 159	Ken Hamlin (97 UT, 62 AT)	2002	
3. 155	Ronnie Caveness (87 UT, 68 AT)	1964	
4. 154	Cliff Powell (72 UT, 82 AT)	1968	
154	Ronnie Caveness (34 UT, 120 AT)	1963	
6. 150	Jermaine Petty (85 UT, 65 AT)	2001	
7. 140	Rickey Williams (87 UT, 53 AT)	1987	
8. 136	Mick Thomas (74 UT, 62 AT)	1990	
9. 134	Cliff Powell (70 UT, 64 AT)	1969	
10. 133	Caleb Miller (84 UT, 49 AT)	2003	

CAREER			
1. 441	Bumper Pool (174 UT, 267 AT)	2018-22	
2. 408	Tony Bua (248 UT, 160 AT)	2000-03	
3. 382	Jerry Franklin (199 UT, 183 AT)	2008-11	
4. 381	Ken Hamlin (221 UT, 160 AT)	2000-02	
5. 372	Sam Olajubutu (223 UT, 149 AT)	2003-06	
6. 371	DeJon Harris (198 UT, 173 AT)	2016-19	
7. 368	Caleb Miller (232 UT, 136 AT)	2000-03	
8. 367	Cliff Powell (172 UT, 195 AT)	1967-69	
9. 357	Ronnie Caveness (133 UT, 224 AT)	1962-64	
10. 343	Rickey Williams (210 UT, 133 AT)	1984-87	

TACKLES FOR LOSS

GAME			
1. 5	Jermaine Brooks vs. Auburn	2001	
5	Henry Ford vs. Memphis	1993	
5	Mark Smith at Alabama	1993	
5	Wayne Martin vs. Ole Miss	1988	
5. 4.5	Desmond Sims vs. South Carolina	2005	
6. 4	7 times (most recent: Anthony Leon vs. Tennessee Tech)	2010	

SEASON			
1. 23	Steven Conley (175 yards)	1995	
23	Henry Ford (116 yards)	1993	
3. 20.5	Jamaal Anderson (113 yards)	2006	
4. 19	Billy Ray Smith Jr. (128 yards)	1981	
19	Jimmy Walker (125 yards)	1978	
6. 18	Wayne Martin (110 yards)	1987	
18	Dan Hampton (62 yards)	1978	
8. 17	Ray Lee Johnson (89 yards)	1992	
17	Billy Ray Smith Jr. (86 yards)	1980	
10. 16	Junior Soli (53 yards)	1995	

CAREER			
1. 63	Billy Ray Smith Jr. (343 yards)	1979-82	
2. 47.5	Trey Flowers (250 yards)	2011-14	
3. 46	Henry Ford (224 yards)	1990-93	
4. 37	Wayne Martin (189 yards)	1985-88	
37	Jimmy Walker (216 yards)	1975-78	
6. 36	Malcolm Sheppard (124 yards)	2006-09	
36	Caleb Miller (116 yards)	2000-03	
36	Johnnie Meadors (157 yards)	1974-76	
9. 35	Steven Conley (251 yards)	1992-95	
10. 33	Jeb Huckeba (92 yards)	2001-04	

SACKS

GAME			
1. 5	Wayne Martin vs. Ole Miss	1988	

SEASON			
1. 14	Steven Conley	1995	
14	Henry Ford	1993	
3. 13.5	Jamaal Anderson (95 yards)	2006	
4. 13	Wayne Martin	1988	
5. 11	Ray Lee Johnson	1992	
6. 10	Jake Bequette (88 yards)	2011	
7. 9.5	Drew Sanders (45 yards)	2022	
9.5	Chris Smith (65 yards)	2012	
9. 8.5	Chris Smith (71 yards)	2013	
8.5	Antwain Robinson (63 yards)	2006	

CAREER			
1. 25.5	Wayne Martin	1985-88	
2. 25	Henry Ford	1990-93	
3. 23.5	Jake Bequette (165 yards)	2008-11	
4. 21.5	Chris Smith (157 yards)	2010-13	
5. 21	Steven Conley	1992-95	
6. 19	Marcus Adair	1993-95	
7. 18	Trey Flowers (178 yards)	2011-14	
18	Scott Long	1989-92	
9. 17.5	Jamaal Anderson (128 yards)	2004-06	
10. 16.5	Deatrich Wise Jr. (122 yards)	2012-16	

INTERCEPTIONS

GAME			
1. 5	Wear Schoonover at Texas A&M	1929	
2. 3	Hudson Clark vs. Ole Miss (18 yards)	2020	
3	Michael Grant vs. Louisiana Monroe (0 yards)	2006	
3	David Hogue vs. SMU (20 yards)	1970	
3	Louis Campbell vs. Tennessee (12 yards)	1971	
3	Billy Moore at SMU (4 yards)	1961	
3	Kay Eakin vs. SMU (0 yards)	1937	
8. 2	37 times (most recent: Alfahiyim Walcott vs. FIU)	2023	

SEASON			
1. 10	Jim Rinehart (106 yards, 0 TD)	1949	
2. 7	Louis Campbell (86 yards, 1 TD)	1971	
7	Gary Adams (93 yards, 0 TD)	1966	
4. 6	Orlando Watters (185 yards, 2 TD)	1993	
6	Patrick Williams (57 yards, 1 TD)	1988	
6	David Hogue (45 yards, 1 TD)	1970	
6	Tommy Trantham (104 yards, 0 TD)	1967	
6	George Walker (90 yards, 0 TD)	1954	
9. 5	14 times (most recent: Montaric Brown, 0 yards, 0 TD)	2021	

CAREER

1. 14	Steve Atwater (99 yards, 1 TD)	1985-88
2. 13	Gary Adams (113 yards, 0 TD)	1966-68
3. 12	Tramain Thomas (131 yards, 1 TD)	2008-11
12	Orlando Watters (250 yards, 3 TD)	1991-93
12	Louis Campbell (114 yards, 1 TD)	1970-72
12	Tommy Trantham (300 yards, 1 TD)	1965-67
7. 11	Anthony Cooney (53 yards, 1 TD)	1986-89
8. 10	Charles Washington (36 yards, 0 TD)	1983-86
10	George Walker (130 yards, 0 TD)	1954-57
10	Jim Rinehart (106 yards, 0 TD)	1949-51
10	Louis Schaufele (183 yards, 0 TD)	1948-50

INTERCEPTION RETURN YARDAGE

GAME			
1. 129	Chris Houston at Mississippi State (2 int.)	2006	
2. 100	Rohan Gaines vs. Ole Miss (1 int.)	2014	
100	Jerrell Norton vs. North Texas (1 int.)	2007	
4. 99	Orlando Watters at LSU (1 int.)	1993	
5. 98	James Skillern vs. Hendrix (1 int.)	1915	
6. 96	Wear Schoonover vs. Centenary (1 int.)	1929	
7. 94	Jimmy Fryer at Texas A&M (1 int.)	1970	
8. 93	Danny Walters at Houston (1 int.)	1982	
9. 92	Floyd Hogan vs. Southern California (2 int.)	1974	
92	Stu Berryhill vs. Wichita State (1 int.)	1966	

SEASON

1. 185	Orlando Watters (6 int.)	1993
2. 174	Jerrell Norton (5 int.)	2007
3. 158	Tommy Trantham (4 int.)	1965
4. 129	Chris Houston (3 int.)	2006
5. 106	Jim Rinehart (10 int.)	1949
6. 104	Jerry Moore (5 int.)	1968
104	Tommy Trantham (6 int.)	1967
8. 100	Rohan Gaines (1 int.)	2014
9. 98	Danny Walters (4 int.)	1981
98	James Skillern (1 int.)	1915

CAREER

1. 300	Tommy Trantham (12 int.)	1965-67
2. 250	Orlando Watters (12 int.)	1991-93
3. 194	Henre' Toliver (8 int.)	2014-17
4. 191	Danny Walters (7 int.)	1981-82
5. 187	Kenoy Kennedy (5 int.)	1996-99
6. 174	Jerrell Norton (5 int.)	2006-09
7. 155	Greg Lasker (9 int.)	1982-85
8. 138	Brooks Ellis (4 int.)	2013-16
9. 131	Tramain Thomas (12 int.)	2008-11
10. 129	Chris Houston (3 int.)	2004-06



BUMPER POOL became Arkansas' all-time leading tackler in 2022 with 441 stops in his career. He joined Tony Bua as the only Razorbacks in history to surpass 400 tackles in their careers.



LONGEST PLAY TOUCHDOWNS

RUSHING

1.	99	Broderick Green vs. Eastern Michigan.....	2009
2.	92	Joe Adams vs. Auburn.....	2011
3.	90	Jonathan Williams vs. Nicholls.....	2014
	90	Billy Moore vs. Tulsa.....	1962
5.	89	Ben Cowins vs. Houston.....	1976
6.	88	T.J. Hammonds vs. Coastal Carolina.....	2017
7.	86	Rakeem Boyd vs. Western Kentucky.....	2019
	86	Ralph LaForge vs. Baylor.....	1932
9.	85	Felix Jones vs. Southeast Missouri State.....	2006
	85	Aubrey Fowler vs. SMU.....	1946

PASSING

1.	94	Taylen Green to Dazmin James vs. Texas Tech.....	2024
2.	92	Matt Jones to Richard Smith at Tennessee.....	2002
3.	91	KJ Jefferson to Treyton Burks vs. Georgia Southern.....	2021
4.	89	Ryan Mallett to Jarius Wright at Mississippi State.....	2010
5.	87	Nathan Dick to Lucas Miller at Mississippi State.....	2008
	87	Clint Stoerner to Anthony Lucas vs. SMU.....	1998
	87	Jimmy Williams to Derek Russell vs. TCU.....	1988
8.	85	KJ Jefferson to Treyton Burks vs. Texas A&M.....	2021
	85	Ryan Mallett to Cobi Hamilton vs. LSU.....	2010
	85	Ryan Mallett to Joe Adams vs. Tennessee Tech.....	2010

PUNT RETURNS

1.	97	Joe Adams vs. Ole Miss.....	2010
2.	95	Ken Hatfield vs. Tulsa.....	1963
3.	90	Terry Stewart vs. Wichita State.....	1969
4.	88	Isaiah Sategna vs. BYU.....	2023
5.	87	Orlando Watters vs. South Carolina.....	1992
6.	82	Bryce Stephens vs. Missouri State.....	2022

7.	81	Ken Hatfield vs. Texas.....	1964
8.	80	Nathan Parodi vs. Ark.-Pine Bluff.....	2021
	80	Gary Anderson vs. Tulane.....	1980
	80	Ken Hatfield vs. Texas Tech.....	1963

KICKOFF RETURNS

1.	100	De'Vion Warren vs. Auburn.....	2017
	100	Felix Jones vs. Ole Miss.....	2006
	100	Felix Jones vs. Mississippi State.....	2005
	100	Madre Hill vs. LSU.....	1994
	100	Carl Miller vs. Baylor.....	1983
	100	Jim Mooty vs. Hardin-Simmons.....	1958
	100	Billy Kyser vs. Hardin-Simmons.....	1958
	100	Boyd Cypert vs. Missouri School of Mines.....	1911
	100	Boyd Cypert vs. Drury.....	1911
10.	99	Oscar Malone vs. Memphis.....	1992

INTERCEPTION RETURNS

1.	100	Rohan Gaines vs. Ole Miss.....	2014
	100	Jerell Norton vs. North Texas.....	2007
3.	99	Orlando Watters vs. LSU.....	1993
4.	98	James Skillern vs. Hendrix.....	1915
5.	96	Wear Schoonover vs. Centenary.....	1929
6.	94	Jimmy Fryer vs. Texas A&M.....	1970
7.	93	Danny Walters vs. Houston.....	1982
8.	92	Stu Berryhill vs. Wichita State.....	1966
9.	91	Herman Bagby vs. Oklahoma State.....	1923
10.	88	Jermaine Petty vs. Auburn.....	2001

BLOCKED FG RETURNS

1.	76	Pierre Brown vs. Mississippi State.....	2004
----	----	---	------



JOE ADAMS scored a touchdown on one of Arkansas' 10 longest pass, rush and punt return plays. His 97-yard punt return touchdown against Ole Miss in 2010 is the longest punt return in Razorback history.



INDIVIDUAL YEARLY LEADERS

RUSHING

YEAR	PLAYER	ATT	YDS	AVG	TD
2024	JaQuinden Jackson, Sr.	149	790	5.3	15
2023	K.J. Jefferson, Sr.	161	447	2.8	2
2022	Raheim Sanders, So.	222	1,443	6.5	10
2021	K.J. Jefferson, So.	146	664	4.5	6
2020	Trelon Smith, Jr.	134	710	5.3	5
2019	Rakeem Boyd, Jr.	184	1,133	6.2	8
2018	Rakeem Boyd, So.	123	734	6.0	2
2017	David Williams, Sr.	117	656	5.6	8
2016	Rawleigh Williams III, So.	245	1,360	5.6	12
2015	Alex Collins, Jr.	271	1,577	5.6	20
2014	Jonathan Williams, Jr.	211	1,190	5.6	12
2013	Alex Collins, Fr.	190	1,026	5.4	4
2012	Dennis Johnson, Sr.	137	757	5.5	8
2011	Dennis Johnson, Jr.	106	670	6.3	3
2010	Knile Davis, So.	204	1,322	6.5	13
2009	Broderick Green, So.	104	442	4.2	11
2008	Michael Smith, Jr.	207	1,072	5.2	8
2007	Darren McFadden, Jr.	325	1,830	5.6	16
2006	Darren McFadden, So.	284	1,647	5.8	14
2005	Darren McFadden, Fr.	176	1,113	6.3	11
2004	Matt Jones, Sr.	83	622	7.5	6
2003	Cedric Cobbs, Sr.	227	1,320	5.8	10
2002	Fred Talley, Sr.	197	1,119	5.7	2
2001	Fred Talley, Jr.	164	774	4.7	4
2000	Fred Talley, So.	137	768	5.6	5
1999	Cedric Cobbs, Fr.	116	668	5.8	3
1998	Chrys Chukwuma, Jr.	149	870	5.8	8
1997	Rod Stinson, Fr.	111	413	3.7	2
1996	Oscar Malone, Sr.	197	814	4.1	4
1995	Madre Hill, So.	307	1,387	4.5	15
1994	Oscar Malone, Jr.	99	597	6.0	3
1993	Oscar Malone, So.	89	555	6.2	5
1992	E.D. Jackson, Sr.	118	466	4.0	2
1991	E.D. Jackson, Jr.	143	641	4.5	1
1990	E.D. Jackson, So.	155	596	3.8	3
1989	James Rouse, Sr.	163	895	5.3	7
1988	Barry Foster, So.	132	660	5.0	8
1987	James Rouse, Jr.	182	1,004	5.5	17
1986	Greg Thomas, Jr.	141	461	3.3	3
1985	James Rouse, Fr.	99	550	5.6	8
1984	Marshall Foreman, So.	183	804	4.4	7
1983	Derek Thomas, Fr.	117	432	3.7	4
1982	Darryl Bowles, Sr.	155	619	4.0	2
1981	Gary Anderson, Jr.	121	616	5.1	1
1980	James Tolbert, Jr.	140	571	4.1	3
1979	Roland Sales, Sr.	138	625	4.6	3
1978	Ben Cowins, Sr.	188	1,006	5.4	6
1977	Ben Cowins, Jr.	220	1,192	5.4	14
1976	Ben Cowins, So.	183	1,162	6.3	7
1975	Ike Forte, Sr.	174	983	5.6	10
1974	Ike Forte, Jr.	187	974	5.3	9
1973	Dickey Morton, Sr.	226	1,298	5.7	5
1972	Dickey Morton, Jr.	242	1,188	4.9	6
1971	Dickey Morton, So.	127	831	6.5	5
1970	Bill Burnett, Sr.	110	445	4.1	12
1969	Bill Burnett, Jr.	209	900	4.3	19
1968	Bill Burnett, So.	207	859	4.1	15
1967	Russell Cody, So.	95	383	4.0	1
1966	David Dickey, So.	115	447	3.9	8
1965	Bobby Burnett, Sr.	232	947	4.1	16
1964	Jack Brasuell, Jr.	173	542	3.1	3
1963	Jim Lindsey, Jr.	130	444	3.4	2
1962	Billy Moore, Sr.	131	585	4.5	14
1961	Lance Alworth, Sr.	110	516	4.7	5
1960	Lance Alworth, Jr.	106	375	3.5	3
1959	Jim Mooty, Sr.	93	519	5.6	5
1958	Jim Mooty, Jr.	71	395	5.6	4
1957	Gerald Nesbitt, Jr.	145	624	4.3	7
1956	Gerald Nesbitt, So.	129	663	5.1	7
1955	Henry Moore, Sr.	134	701	5.2	3
1954	Henry Moore, Jr.	153	670	4.4	8
1953	Lamar McHan, Sr.	143	409	2.9	4
1952	Buddy Sutton, Sr.	100	448	4.5	3
1951	Lamar McHan, So.	127	433	3.4	4
1950	Buddy Rogers, Sr.	118	476	4.0	3
1949	Geno Mazzanti, Sr.	123	757	6.2	3
1948	Clyde Scott	95	670	7.1	6
1947	Clyde Scott	152	659	4.3	6
1946	Ken Holland	112	397	3.5	2
1945	John Hoffman	139	587	4.3	3

PASSING

YEAR	PLAYER	COMP	ATT	PCT	TD	INT	YDS
2024	Taylen Green, Jr.	230	381	60.4	15	9	3,154
2023	K.J. Jefferson, Sr.	190	296	64.2	19	8	2,107
2022	K.J. Jefferson, Jr.	204	300	68.0	24	5	2,636
2021	K.J. Jefferson, So.	198	294	67.3	21	4	2,676
2020	Feleipe Franks, Sr.	163	238	68.5	17	4	2,107
2019	Nick Starkel, Jr.	96	179	53.6	7	10	1,152
2018	Ty Storey, Jr.	143	250	57.2	11	10	1,584
2017	Austin Allen, Sr.	105	187	56.1	10	5	1,427
2016	Austin Allen, Jr.	245	401	61.1	25	15	3,430

2015	Brandon Allen, Sr.	244	370	659	30	8	3,440
2014	Brandon Allen, Jr.	190	339	560	20	5	2,285
2013	Brandon Allen, So.	128	258	496	13	10	1,552
2012	Tyler Wilson, Sr.	249	401	621	21	13	3,387
2011	Tyler Wilson, Jr.	277	438	632	24	6	3,638
2010	Ryan Mallett, Jr.	266	411	647	32	12	3,869
2009	Ryan Mallett, So.	225	403	558	30	7	3,624
2008	Casey Dick, Sr.	205	357	574	13	14	2,586
2007	Casey Dick, Jr.	150	262	573	18	10	1,695
2006	Casey Dick, So.	65	132	492	9	6	991
2005	Robert Johnson, So.	89	158	563	5	6	876
2004	Matt Jones, Sr.	151	264	572	15	12	2,073
2003	Matt Jones, Jr.	132	230	574	18	8	1,917
2002	Matt Jones, So.	122	234	521	16	8	1,592
2001	Zak Clark, So.	88	179	492	6	4	1,000
2000	Robby Hampton, So.	145	261	556	3	8	1,548
1999	Clint Stoerner, Sr.	177	317	558	19	10	2,293
1998	Clint Stoerner, Jr.	167	312	535	26	8	2,629
1997	Clint Stoerner, So.	173	357	485	12	13	2,347
1996	Pete Burks, So.	115	224	513	6	9	1,390
1995	Barry Lunney Jr., Sr.	180	292	616	12	10	2,181
1994	Barry Lunney Jr., Jr.	101	183	552	11	6	1,345
1993	Barry Lunney Jr., So.	104	202	515	6	7	1,241
1992	Barry Lunney Jr., Fr.	91	189	482	4	5	1,015
1991	Jason Allen, Fr.	48	102	471	6	6	603
1990	Quinn Grovey, Sr.	120	235	511	18	10	1,886
1989	Quinn Grovey, Jr.	72	132	550	5	9	1,149
1988	Quinn Grovey, Fr.	62	98	633	4	3	966
1987	Quinn Grovey, So.	38	62	613	2	4	495
1986	Greg Thomas, Jr.	67	109	615	6	1	1,032
1985	Mark Calcagni, Sr.	27	47	574	3	2	561
1984	Brad Taylor, Sr.	82	147	558	7	11	1,166
1983	Brad Taylor, Jr.	139	257	541	9	8	1,837
1982	Brad Taylor, So.	59	141	418	6	9	1,073
1981	Brad Taylor, Fr.	53	99	535	1	4	726
1980	Tom Jones, So.	93	166	560	6	8	1,161
1979	Kevin Scanlon, Sr.	92	139	662	9	6	1,212
1978	Ron Calcagni, Sr.	62	103	602	4	5	807
1977	Ron Calcagni, Jr.	73	137	533	10	7	1,147
1976	Ron Calcagni, So.	17	57	300	2	4	366
1975	Scott Bull, Sr.	33	71	465	3	6	570
1974	Scott Bull, Jr.	14	32	438	3	1	238
1973	Mike Kirkland, So.	75	151	497	3	13	990
1972	Joe Ferguson, Sr.	119	254	469	9	15	1,484
1971	Joe Ferguson, Jr.	160	271	590	11	12	2,203
1970	Bill Montgomery, Sr.	110	195	564	10	9	1,662
1969	Bill Montgomery, Jr.	93	173	538	9	7	1,333
1968	Bill Montgomery, So.	134	234	573	10	8	1,595
1967	Ronny South, Sr.	84	142	592	11	8	1,159
1966	Jon Brittenum, Sr.	76	143	531	7	7	1,103
1965	Jon Brittenum, Jr.	75	149	503	8	7	1,103
1964	Fred Marshall, Sr.	50	94	532	4	8	656
1963	Bill Gray, Jr.	34	79	430	4	5	483
1962	Billy Moore, Sr.	51	91	560	5	2	673
1961	George McKinney, Sr.	32	68	471	6	5	426
1960	George McKinney, Jr.	39	90	433	9	6	728
1959	James Monroe, Sr.	19	30	633	3	3	202
1958	James Monroe, Jr.	41	96	427	3	8	512
1957	George Walker, Sr.	35	63	556	4	4	587
1956	Don Christian, So.	18	53	340	2	0	260
1955	George Walker, Jr.	22	47	468	2	3	347
1954	George Walker, So.	45	85	529	4	9	603
1953	Lamar McHan, Sr.	78	150	520	8	11	1,107
1952	Lamar McHan, Jr.	55	136	404	5	17	743
1951	Lamar McHan, So.	53	135	393	6	14	724
1950	Jim Rinehart, Jr.	59	139	424	3	15	756
1949	Don Logue, So.	31	79	392	6	8	374
1948	Gordon Long	32	56	571	4	4	449
1947	Ken Holland	25	46	543	5	-	360
1946	Aubrey Fowler	18	40	450	-	-	320
1945	Bud Canada	24	69	348	2	3	272
1939	Kay Eakin	78	193	404	5	18	962
1938	Kay Eakin	34	111	306	3	4	467
1937	Jack Robbins	49	130	377	8	18	554
1936	Jack Robbins	49	107	458	4	7	583
1935	Jack Robbins	95	152	625	7	7	1,219

RECEIVING

YEAR	PLAYER	REC	YDS	TD
2024	Andrew Armstrong, *Sr.	78	1,140	1
2023	Andrew Armstrong, Sr.	56	764	5
2022	Jadon Haselwood, Jr.	59	702	3
2021	Treyton Burks, Jr.	66	1,104	11
2020	Treyton Burks, So.	51	820	7
2019	Mike Woods, So.	33	423	4
2018	Cheyenne O'Grady, Sr.	33	372	3
2018	La'Michael Pettway, Jr.	30	499	4
2018	Cheyenne O'Grady, Jr.	30	400	6
2017	Jonathan Nance, Jr.	37	539	5
2016	Drew Morgan, Sr.	65	739	3
2015	Drew Morgan, Jr.	63	843	10
2014	Keon Hatcher, Jr.	43	558	6
2013	Javonte Herndon, Sr.	31	437	4
2012	Cobi Hamilton, Sr.	90	1,335	5

2011	Jarius Wright, Sr.	66	1,117	12
2010	D.J. Williams, Sr.	54	627	4
2009	Joe Adams, Jr.	50	813	6
2008	Greg Childs, So.	48	894	7
2007	D.J. Williams, So.	61	723	3
2006	Peyton Hillis, Sr.	49	537	5
2005	Marcus Monk, Jr.	50	962	11
2004	Peyton Hillis, So.	38	402	4
2003	Marcus Monk, So.	35	476	7
2002	Steven Harris, Sr.	37	617	4
2001	Marcus Monk, Fr.	37	569	6
2000	George Wilson, Jr.	50	900	6
1999	George Wilson, So.	49	626	7
1998	George Wilson, Fr.	40	568	3
1997	Boo Williams, Sr.	52	739	7
1996	Anthony Lucas, Sr.	37	822	5
1995	Michael Williams, Jr.	44	560	5
1994	Anthony Lucas, Jr.	43	1,004	10
1993	Anthony Eubanks, Sr.	51	870	5
1992	Anthony Eubanks, Jr.	51	809	5



INDIVIDUAL YEARLY LEADERS

2016	Rawleigh Williams III, So.	13	0	0	78
2015	Alex Collins, Jr.	20	0	0	120
2014	Jonathan Williams, Jr.	14	0	0	84
2013	Zach Hocker, Sr.	0	28	13	67
2012	Zach Hocker, Jr.	0	32	11	65
2011	Zach Hocker, So.	0	55	21	118
2010	Zach Hocker, Fr.	0	56	16	104
2009	Alex Tejada, Jr.	0	58	16	106
2008	Michael Smith, Jr.	10	0	0	60
2007	Alex Tejada, Fr.	0	58	17	109
2006	Darren McFadden, So.	16	1	0	98
2005	Chris Balseiro, Sr.	0	31	13	70
2004	Chris Balseiro, Jr.	0	40	4	52
2003	Chris Balseiro, So.	0	40	11	73
2002	David Carlton, Jr.	0	28	12	64
2001	Brennan O'Donohoe, So.	0	29	12	65
2000	Boo Williams, Sr.	7	1	0	44
1999	Tony Dodson, Sr.	0	31	12	67
1998	Todd Latourette, Sr.	0	41	17	92
1997	Todd Latourette, Jr.	0	20	7	41
1996	Todd Latourette, So.	0	18	9	45
1995	Madre Hill, So.	16	0	0	96
1994	Lance Ellison, Sr.	0	24	6	42
1993	Oscar Malone, So.	5	0	0	30
1992	Todd Wright, Sr.	0	11	17	62
1991	Todd Wright, Jr.	0	14	12	50
1990	Todd Wright, So.	0	24	11	57
1989	Todd Wright, Fr.	0	38	20	98
1988	Kendall Trainor, Sr.	0	30	24	102
1987	James Rouse, Jr.	17	0	0	102
1986	Kendall Trainor, So.	0	39	10	69
1985	James Rouse, Fr.	9	1	0	56
1984	Greg Horne, So.	0	14	10	44
1983	Greg Horne, Fr.	0	16	14	58
1982	Gary Anderson, Sr.	9	0	0	54
1981	Bruce Lahay, Sr.	0	31	19	88
1980	Ish Ordonez, Sr.	0	23	13	62
1979	Ish Ordonez, Jr.	0	26	18	80
1978	Ish Ordonez, So.	0	39	13	78
1977	Steve Little, Sr.	0	37	19	94
1976	Steve Little, Jr.	0	23	11	56
1975	Steve Little, So.	0	32	11	65
1974	Steve Little, Fr.	0	29	12	65
1973	Mike Kirkland, So.	3	5	3	34
1972	Mike Kirkland, Fr.	0	26	8	50
1971	Bill McClard, Sr.	0	35	12	71

1970	Bill McClard, Jr.	0	50	10	80
1969	Bill Burnett, Jr.	20	0	0	120
1968	Bill Burnett, So.	16	0	0	96
1967	David Dickey, Jr.	16	0	0	96
1966	David Dickey, So.	8	0	0	48
1965	Bobby Burnett, Sr.	16	0	0	96
1964	Tom McNelly, Sr.	0	29	6	47
1963	Bill Gray, Jr.	5	0	0	30
1962	Billy Moore, Sr.	14	0	0	84
1961	Mickey Cissell, Jr.	1	21	2	33
1960	Mickey Cissell, So.	0	21	2	27
1959	Jim Mooty, Sr.	5	0	0	30
1958	Donnie Stone, Sr.	5	0	0	30
1957	Gerald Nesbitt, Sr.	7	9	0	51
1956	Gerald Nesbitt, Jr.	7	7	0	49
1955	George Walker, Jr.	4	14	1	41
1954	George Walker, So.	7	6	0	48
1953	Lamar McChan, Sr.	4	8	0	32
1952	Lamar McChan, Jr.	4	0	0	24
	Lewis Carpenter	4	0	0	24
1951	Buddy Sutton, Jr.	6	0	0	36
1950	Bill Jurney, Jr.	4	0	0	24
1949	Don Logue, So.	6	0	0	36
1948	Leon Campbell	9	0	0	54
1947	Clyde Scott	6	0	0	36
1946	Aubrey Fowler	3	11	0	29
1945	Alton Baldwin	5	0	0	30
1944	Alton Baldwin	5	0	0	30
1943	Alton Baldwin	5	0	0	30
1942	Bob Forte	3	0	0	18
1941	Frank Delmonago	1	13	1	22
1940	Howard Hickey	3	2	0	20
1939	O'Neil Adams	4	0	0	24
1938	Neil Martin	3	0	0	18
1937	Jim Benton	6	0	0	30
1936	Ralph Rawlings	6	0	0	30
	Jim Benton	6	0	0	30
1935	Allan Keen	6	0	0	30
1934	Elvin Geiser	2	5	1	20
1933	Ralph LaForge	9	3	0	57
1932	Joe Biddle	4	1	0	25
1931	Homar Ledbetter	8	0	0	48
1930	Homar Ledbetter	4	0	0	24
1929	Richard Miller	13	0	0	78
1928	Garland Beavers	13	0	0	78
1927	George Cole	11	16	1	85

1926	George Cole	9	15	1	72
1925	George Cole	3	4	7	43
1917	Gene Davidson	12	5	0	77
1916	Gene Davidson	12	13	0	85
1915	Gene Davidson	3	2	0	20

PUNT RETURNS

YEAR	PLAYER	NO	YDS	AVG	TD
2024	Isaiah Sategna, So.	10	68	6.8	0
2023	Isaiah Sategna, Fr.	15	180	12.0	1
2022	Bryce Stephens, Fr.	15	149	9.9	1
2021	Nathan Parodi, Jr.	18	205	11.4	1
2020	Nathan Parodi, So.	3	14	4.7	0
2019	Treyton Burks, Fr.	12	130	10.8	0
2018	Deon Stewart, Jr.	9	91	10.1	0
2017	Henre Toliver, Sr.	4	51	12.8	0
2016	Jared Cornelius, Jr.	12	85	7.1	0
2015	Jared Cornelius, So.	7	93	13.3	0
	DJ Dean, Jr.	7	93	13.3	0
2014	DJ Dean, So.	11	121	11.0	0
2013	Javontee Herndon, Sr.	9	67	7.4	0
2012	Nate Holmes, Fr.	11	70	6.4	0
2011	Joe Adams, Sr.	19	321	16.9	4
2010	Joe Adams, Jr.	16	249	15.6	1
2009	Jerrell Norton, Jr.	9	77	8.6	0
2008	Jarius Wright, Fr.	6	15	2.5	0
2007	Jerrell Norton, So.	18	142	7.9	0
2006	Reggie Fish, So.	16	98	6.1	0
2005	Peyton Hillis, So.	16	165	10.3	0
2004	DeCori Birmingham, Sr.	17	115	6.8	0
2003	Marvin Jackson, Sr.	26	329	12.7	1
2002	DeCori Birmingham, So.	28	342	12.2	0
2001	Marvin Jackson, Jr.	27	265	9.8	1
2000	Steadman Campbell, So.	16	103	6.4	0
1999	Rossi Morreale, Jr.	14	79	5.6	0
1998	Rossi Morreale, So.	18	130	7.2	0
1997	Jeromy Flowers, Jr.	25	157	6.3	0
1996	Anthony Eubanks, Jr.	21	101	4.8	0
1995	J.J. Meadors, Sr.	11	52	4.7	0
1994	Carl Kidd, Sr.	22	165	7.5	0
1993	Orlando Watters, Sr.	28	157	5.6	0
1992	Orlando Watters, Jr.	36	290	8.1	2
1991	Michael James, Sr.	19	272	14.3	1
1990	Michael James, Jr.	8	13	1.6	0
	Dean Peevy, Fr.	5	48	9.6	0
1989	Tim Horton, Sr.	20	124	6.2	0
1988	Tim Horton, Jr.	26	258	9.9	0
1987	Tim Horton, So.	25	224	9.0	0
1986	James Shibeast, Sr.	20	211	10.6	0
1985	Bobby Joe Edmonds, Sr.	40	466	11.7	0
1984	Bobby Joe Edmonds, Jr.	25	294	11.8	0
1983	Bobby Joe Edmonds, So.	23	177	7.7	0
1982	Gary Anderson, Sr.	29	222	7.7	0
1981	Gary Anderson, Jr.	29	252	8.7	0
1980	Gary Anderson, So.	23	244	10.6	0
1979	Gary Anderson, Fr.	34	286	8.4	1
1978	Vaughn Lusby, Sr.	21	170	8.1	0
1977	Vaughn Lusby, Jr.	36	294	8.2	0
1976	Vaughn Lusby, So.	29	161	5.6	0
1975	Jerry Eckwood, So.	15	105	7.0	0
1974	Floyd Hogan, Sr.	27	128	4.7	0
1973	Teddy Barnes, So.	11	46	4.2	0
	Floyd Hogan, Jr.	8	64	8.0	0
1972	John Mosely, Sr.	19	182	9.6	0
1971	Jack Morris, Sr.	24	216	9.0	0
1970	Jerry Moore, Sr.	15	191	12.8	0
1969	Terry Stewart, Fr.	19	134	7.1	0
1968	Gary Adams, Sr.	28	215	10.2	2
1967	Gary Adams, Jr.	28	290	10.4	0
1966	Martine Bercher, Sr.	24	375	15.6	0
1965	Jack Brasuell, Sr.	21	285	13.6	0
1964	Ken Hatfield, Jr.	31	518	16.7	0
1963	Ken Hatfield, Jr.	21	350	16.7	0
1962	Ken Hatfield, So.	20	285	14.3	1
1961	Lance Alworth, Sr.	28	336	12.0	0
1960	Lance Alworth, Jr.	18	307	17.1	0
1959	Lance Alworth, So.	5	47	9.4	0
1958	Jim Mooty, Jr.	9	77	8.5	0
	Freddy Akers, Jr.	8	91	11.4	0
1957	Donnie Stone, Jr.	7	80	11.4	0
	George Walker, Sr.	7	100	14.3	0
1956	Rogers Overby, Sr.	11	121	11.0	0
1955	Don Horton, So.	7	173	24.7	0
1954	George Walker, So.	8	142	17.3	1
1953	Lamar McChan, Sr.	21	233	11.1	0
1952	Johnny Cole, Sr.	8	68	8.5	0
1951	Johnny Cole, Jr.	15	233	15.5	0
1950	Johnny Cole, So.	16	293	18.3	1
1949	Jim Rinehart, So.	21	230	10.9	0
1948	Ross Pritchard	10	203	20.3	0
1947	Aubrey Fowler	23	395	17.1	0
1946	Aubrey Fowler	22	247	11.2	0
1945	Bud Canada	21	264	12.5	0



ALEX COLLINS' program record 20 rushing touchdowns in 2015 also tied Bill Burnett's scoring record of 120 points set in 1969.



INDIVIDUAL YEARLY LEADERS

KICKOFF RETURNS

YEAR	PLAYER	NO	YDS	AVG	TD
2024	Rodney Hill, So.	8	132	16.5	0
2023	Isaiah Sategna, Fr.	23	500	21.7	0
2022	AJ Green, So.	8	127	15.9	0
2021	AJ Green, Fr.	9	147	16.3	0
2020	De'Vion Warren, Sr.	6	120	20.0	0
2019	De'Vion Warren, Jr.	16	326	20.4	0
2018	De'Vion Warren, So.	14	399	28.5	0
2017	De'Vion Warren, Fr.	29	765	26.4	1
2016	Deon Stewart, R-Fr.	21	419	20.0	0
2015	Eric Hawkins, Sr.	10	223	22.3	0
2014	Korliss Marshall, So.	9	271	30.1	1
2013	Korliss Marshall, Fr.	19	422	22.2	0
2012	Dennis Johnson, Sr.	17	309	18.2	0
2011	Dennis Johnson, Jr.	18	461	25.6	1
2010	Lance Ray, Fr.	23	518	22.5	0
2009	Dennis Johnson, So.	40	1,031	25.8	1
2008	Dennis Johnson, Fr.	41	905	22.1	1
2007	Felix Jones, Jr.	22	652	29.6	2
2006	Felix Jones, So.	23	554	24.1	1
2005	Felix Jones, Fr.	17	543	31.9	1
2004	Cedric Washington, So.	11	204	18.5	0
	De'Cori Birmingham, Fr.	10	217	21.7	0
2003	Cedric Washington, Fr.	25	497	19.9	0
2002	De'Cori Birmingham, So.	28	638	22.8	0
2001	Lawrence Richardson, Fr.	18	416	23.1	1
2000	Steven Harris, Fr.	20	420	21	0
1999	Cedric Cobbs, Fr.	12	328	27.3	1
1998	Hubert Loudermilk, Jr.	8	155	19.4	0
	Tom Stinson, So.	7	156	22.3	0
1997	Mark Henderson, Fr.	15	284	18.9	0
1996	Ontraia Moss, Fr.	14	296	21.1	0
1995	Cory Nichols, Fr.	19	399	21	0
1994	Madre Hill, Fr.	7	223	31.9	1
1993	Orlando Watters, Sr.	18	392	21.8	0
1992	Ron Dickerson, Sr.	20	497	24.9	0
1991	Freddie Bradley, Jr.	16	388	24.3	0
1990	Tracy Caldwell, Fr.	17	317	18.6	0
1989	Barry Foster, Jr.	20	445	22.3	0
1988	Barry Foster, So.	23	445	19.3	0
1987	James Rouse, Jr.	12	244	20.3	0
1986	Marshall Foreman, Sr.	11	270	24.5	0
	Donnie Centers, Jr.	11	279	25.4	0
1985	Carl Miller, Sr.	14	326	23.3	0
1984	Carl Miller, Jr.	18	390	21.7	0
1983	Carl Miller, So.	11	300	27.3	1
1982	Derek Holloway, Sr.	12	262	21.8	0
1981	Derek Holloway, Jr.	20	419	21	0
1980	Derek Holloway, So.	17	407	23.9	1
1979	Gary Anderson, Fr.	16	343	21.4	0
1978	Thomas Brown, Fr.	15	354	23.6	1
1977	Gary Stiggers, Fr.	7	109	15.6	0
1976	Barnabus White, Jr.	13	256	19.7	0
1975	Teddy Barnes, Sr.	10	218	21.8	0
1974	Barnabus White, So.	7	119	17	0
1973	Dickey Morton, Sr.	12	278	23.2	0
1972	Jon Richardson, Sr.	22	501	22.8	0
1971	Dickey Morton, So.	9	269	29.9	1
1970	Jon Richardson, So.	11	151	22.1	0
1969	Bill Burnett, Jr.	6	134	22.3	0
1968	Bill Burnett, So.	12	206	17.2	0
1967	David Dickey, Jr.	13	294	22.6	0
1966	David Dickey, So.	7	164	23.4	0
1965	Jack Brasuell, Sr.	6	93	15.5	0
1964	Ken Hatfield, Sr.	12	253	21.1	0
1963	Jack Brasuell, So.	13	329	25.3	0
1962	Ken Hatfield, So.	7	198	28.3	0
	George Rae Walker, So.	7	200	28.6	0
1961	Lance Alworth, Sr.	13	300	23.1	0
1960	Lance Alworth, Jr.	14	428	30.6	0
1959	Jim Mooty, Sr.	8	147	18.4	0
1958	Jim Mooty, Jr.	9	210	23.3	0
1957	Donnie Stone, Jr.	8	166	20.7	0
1956	Donnie Stone, So.	11	239	21.7	0
1955	Ronnie Underwood, Jr.	3	121	40.3	0
	Don Christian, So.	3	83	27.7	0
	George Walker, Jr.	3	65	21.7	0
	Don Horton, So.	3	54	18	0
	Joe Thomason, Sr.	3	48	16	0
1954	Buddy Benson, So.	6	110	18.3	0
	George Walker, So.	6	154	25.7	0
1953	Preston Carpenter, So.	5	107	21.4	0
1952	Lewis Carpenter, Sr.	11	159	14.4	0
	Jack Troxell, Jr.	7	212	30.3	0
1951	Larry Hogue, Jr.	8	144	18	0
1950	Buddy Rogers, Sr.	9	146	16.2	0
1949	Joe Dugan, So.	6	138	23	0
	Joe Baldrige, So.	6	152	25.3	0
1948	Clyde Scott	8	195	24.4	0
1947	Clyde Scott	8	196	24.5	0
1946	Clyde Scott	6	140	23.3	0

PUNTING

YEAR	PLAYER	NO	YDS	AVG
2024	Devin Bale, Jr.	41	1,855	45.2
2023	Max Fletcher, So.	59	2,770	46.9
2022	Max Fletcher, Fr.	38	1,424	37.5
2021	Reid Bauer, Jr.	58	2,510	43.3
2020	Reid Bauer, So.	39	1,698	43.5
2019	Sam Loy, Jr.	56	2,210	39.5
2018	Reid Bauer, Fr.	56	2,176	38.9
2017	Blake Johnson, So.	59	2,277	38.6
2016	Toby Baker, Sr.	57	2,532	44.4
2015	Toby Baker, Jr.	43	1,772	41.2
2014	Sam Irwin-Hill, Sr.	58	2,327	40.1
2013	Sam Irwin-Hill, Jr.	46	2,038	44.3
2012	Dylan Breeding, Sr.	53	2,416	45.6
2011	Dylan Breeding, Jr.	53	2,400	45.3
2010	Dylan Breeding, So.	52	2,212	42.5
2009	Dylan Breeding, Fr.	61	2,359	38.7
2008	Jeremy Davis, Sr.	57	2,460	43.2
2007	Jeremy Davis, Jr.	60	2,403	40.0
2006	Jacob Skinner, Jr.	61	2,327	38.1
2005	Jacob Skinner, Sr.	50	2,091	41.8
2004	Jacob Skinner, So.	29	1,062	36.6
	Jeremy Davis, Fr.	25	979	39.2
2003	Jacob Skinner, Fr.	52	2,074	39.9
2002	Richie Butler, Sr.	69	2,715	39.3
2001	Richie Butler, Jr.	67	2,848	42.5
2000	Richie Butler, So.	65	2,784	42.8
1999	Richie Butler, Fr.	30	1,199	40.0
1998	Chris Akin, Jr.	48	1,883	39.2
1997	Matt Wait, Sr.	70	2,935	41.9
1996	Matt Wait, Jr.	69	2,777	40.3
1995	Matt Wait, So.	59	2,275	38.6
1994	Matt Wait, Fr.	54	2,190	40.6
1993	Doyle Preston, So.	56	2,109	37.7
1992	Pete Raether, Jr.	68	2,938	43.2
1991	Pete Raether, Sr.	65	2,836	43.6
1990	Pete Raether, Fr.	24	969	40.4
1989	Allen Meacham, Sr.	37	1,398	37.8
1988	Allen Meacham, Jr.	53	2,203	41.6
1987	Kendall Trainor, Jr.	58	2,285	39.4
1986	Greg Horne, Sr.	49	2,313	47.2
1985	Greg Horne, Jr.	54	2,301	42.6
1984	Greg Horne, So.	51	2,234	43.8
1983	Brad Taylor, Jr.	38	1,639	43.1
	Greg Horne, Fr.	26	1,152	44.3
1982	Brad Taylor, So.	60	2,451	40.9
1981	Bruce Lahay, Sr.	63	2,436	38.7
1980	Steve Cox, Sr.	47	2,186	46.5
1979	Steve Cox, Jr.	42	1,840	43.8
1978	Bruce Lahay, So.	54	2,185	40.5
1977	Steve Little, Sr.	48	2,127	44.3
1976	Steve Little, Jr.	63	2,797	44.4
1975	Tommy Cheyne, Sr.	37	1,590	43.0
1974	Mike Kirkland, Jr.	45	1,812	40.3
1973	Tommy Cheyne, So.	63	2,312	36.7
1972	Drew Toole, Jr.	49	1,838	37.5
1971	Drew Toole, So.	45	1,573	34.9
1970	Ken Curry, Sr.	34	1,255	36.9
1969	Cary Stockdell, Sr.	52	1,949	37.5
1968	Cary Stockdell, Jr.	55	2,195	39.9
1967	Paul Conner, Sr.	63	2,249	35.7
1966	Paul Conner, Jr.	52	2,076	40.0
1965	Bobby Nix, Sr.	53	2,158	40.7
1964	Bobby Nix, Jr.	50	1,823	36.5
1963	Tommy Moore, Sr.	51	1,810	35.5
1962	Tommy Moore, Jr.	38	1,467	38.6
1961	Tommy Moore, So.	17	634	37.3
	Lance Alworth, Sr.	32	1,132	35.3
1960	Lance Alworth, Jr.	48	1,602	33.4
1959	Lance Alworth, So.	37	1,313	35.5
1958	Mike Cooney, Sr.	39	1,515	38.8
1957	Gerald Nesbitt, Sr.	32	1,343	41.9
1956	Gerald Nesbitt, Jr.	12	484	40.3
	Don Christian, Jr.	25	975	39.0
1955	Gerald Nesbitt, So.	13	609	46.8
	George Walker, Jr.	47	1,779	37.9
1954	George Walker, So.	49	1,953	39.9
1953	Lamar McHan, Sr.	46	1,851	40.2
1952	Bob St.Pierre	22	844	38.4
	Lamar McHan, Jr.	35	1,276	36.5
1951	Lamar McHan, So.	64	2,377	37.1
1950	Louis Schaufele, Sr.	60	2,316	38.4
1949	Louis Schaufele, Jr.	59	2,273	38.4
1948	Harold Cox	39	1,431	36.7
	Gordon Long	22	881	40.0
1947	Aubrey Fowler	47	1,693	36.0
1946	Aubrey Fowler	64	2,218	34.6
1945	Alton Baldwin	32	1,077	33.6
1943	Harold Cox	42	1,745	41.7
1938	Kay Eakin	41	1,688	41.4
1937	Kay Eakin	28	1,121	40.0

FIELD GOALS

YEAR	PLAYER	FGM	FGA	PCT
2024	Matthew Shipley, *Sr.	10	12	83.3
2023	Cam Little, Jr.	20	24	83.3
2022	Cam Little, So.	13	16	81.3
2021	Cam Little, Fr.	20	24	83.3
2020	A.J. Reed, Sr.	7	11	63.6
2019	Connor Limpert, Sr.	14	19	73.7
2018	Connor Limpert, Jr.	19	24	79.2
2017	Connor Limpert, So.	8	9	88.9
2016	Adam McFain, Sr.	8	10	80.0
2015	Cole Hedlund, Fr.	9	15	60.0
2014	Adam McFain, So.	7	10	70.0
2013	Zach Hocker, Sr.	13	15	86.7
2012	Zach Hocker, Jr.	11	18	61.1
2011	Zach Hocker, So.	21	27	77.8
2010	Zach Hocker, Fr.	16	19	84.2
2009	Alex Tejada, Jr.	16	22	72.7
2008	Shay Haddock, So.	5	7	71.4
2007	Alex Tejada, Fr.	17	23	73.9
2006	Jeremy Davis, So.	6	13	46.2
2005	Chris Balseiro, Sr.	13	18	70.8
2004	Chris Balseiro, Jr.	4	7	57.1
2003	Chris Balseiro, So.	11	15	73.3
2002	David Carlton, So.	12	16	75.0
2001	Brennan O'Donohoe, So.	12	17	70.6
2000	Brennan O'Donohoe, Fr.	4	6	66.7
1999	Tony Dodson, Sr.	12	18	66.7
1998	Todd Latourette, Sr.	17	24	70.8
1997	Todd Latourette, Jr.	7	12	58.3
1996	Todd Latourette, So.	9	14	64.3
1995	Todd Latourette, Fr.	14	21	66.7
1994	Lance Ellison, Sr.	6	15	40.0
1993	Lance Ellison, Jr.	4	10	40.0
1992	Todd Wright, Jr.	17	25	68.0
1991	Todd Wright, Jr.	12	17	70.6
1990	Todd Wright, So.	11	14	78.6
1989	Todd Wright, Fr.	20	23	87.0
1988	Kendall Trainor, Sr.	24	27	88.9
1987	Kendall Trainor, Jr.	13	20	65.0
1986	Kendall Trainor, So.	10	13	76.9
1985	Greg Horne, Sr.	5	13	38.5
1984	Greg Horne, Jr.	10	18	55.6
1983	Greg Horne, So.	14	22	63.6
1982	Ernie Villarreal, Fr.	4	10	40.0
1981	Bruce Lahay, Sr.	19	24	79.2
1980	Ish Ordonez, Sr.	13	21	61.9
1979	Ish Ordonez, Jr.	18	22	81.8
1978	Ish Ordonez, So.	13	19	68.4
1977	Steve Little, Sr.	19	30	63.3
1976	Steve Little, Jr.	11	23	47.8
1975	Steve Little, So.	11	20	55.0
1974	Steve Little, Fr.	12	16	75.0
1973	Mike Kirkland, So.	3	12	25.0
1972	Mike Kirkland, Fr.	8	16	50.0
1971	Bill McClard, Sr.	12	22	54.5
1970	Bill McClard, Jr.	10	15	66.7
1969	Bill McClard, So.	7	9	77.8
1968	Bob White, Sr.	4	7	57.1
1967	Bob White, Jr.	3	6	50.0
1966				



INDIVIDUAL YEARLY LEADERS

2010	LB	Jerry Franklin, Jr.	48	52	100
2009	LB	Jerry Franklin, Sr.	51	43	94
2008	LB	Jerry Franklin, Fr.	54	33	87
2007	SS	Matt Hewitt, Sr.	63	55	118
2006	LB	Sam Olajubutu, Sr.	70	45	115
2005	LB	Sam Olajubutu, Jr.	69	49	118
2004	FS	Vickiel Vaughn, Jr.	47	19	66
2003	LB	Caleb Miller, Sr.	84	49	133
2002	FS	Ken Hamlin, Jr.	97	62	159
2001	LB	Jermaine Petty, Sr.	80	60	140
2000	FS	Ken Hamlin, Fr.	57	47	104
1999	FS	Kenoy Kennedy, Sr.	58	40	98
1998	FS	Kenoy Kennedy, Jr.	66	29	95
1997	NG	Melvin Bradley, Jr.	44	27	71
1996	NG	Melvin Bradley, Sr.	51	38	89
1995	LB	Mark Smith, Jr.	60	55	115
1994	LB	Mark Smith, Sr.	35	44	79
1993	LB	Darwin Ireland, Sr.	37	56	93
1992	LB	Kevin Kempf, Jr.	51	51	102
1991	LB	Mick Thomas, Sr.	55	42	97
1990	LB	Mick Thomas, Jr.	74	62	136
1989	LB	Mick Thomas, Sr.	57	40	97
1988	LB	LaSalle Harper, Sr.	61	58	119
1987	LB	Rickey Williams, Sr.	87	53	140
1986	LB	Rickey Williams, Jr.	67	43	110
1985	LB	Nick Miller, Sr.	59	53	112
1984	LB	David Bazzel, Jr.	62	51	113
	LB	Nick Miller, Jr.	55	58	113
1983	LB	Milton Fields, Sr.	57	56	113
1982	LB	Bert Zinamon, Jr.	47	63	110
1981	LB	Teddy Morris, Sr.	46	26	72
	E	Billy Ray Smith, Jr.	50	22	72
1980	T	Richard Richardson, So.	40	48	88
1979	LB	Mike Massey, Sr.	46	38	84
	LB	Teddy Morris, So.	59	25	84
1978	LB	Larry Jackson, Sr.	64	38	102
1977	LB	Larry Jackson, Jr.	86	37	123
1976	LB	Curtis Townsend, Sr.	67	52	110
1975	T	Mike Campbell, Sr.	85	35	120
1974	T	Jon Rhiddlehoover, Sr.	58	49	107
1973	T	Jon Rhiddlehoover, Jr.	81	48	129
1972		Not available			
1971		Not available			
1970		Not available			
1969	LB	Cliff Powell, Jr.	70	64	134
1968	LB	Cliff Powell, Sr.	72	82	154
1967	LB	Lynn Garner, Sr.	27	83	110
1966	T	Loyd Phillips, Sr.	58	39	97
1965	T	Loyd Phillips, Jr.	58	58	100
1964	LB	Ronnie Caveness, Sr.	87	68	155
1963	LB	Ronnie Caveness, Jr.	34	120	154
1962	E	Jim Grizzle, Jr.	19	65	84
1961	LB	Danny Brabham, Jr.	25	45	80
1960	LB	Wayne Harris	62	112	174

TACKLES FOR A LOSS

YEAR	POS	PLAYER	TFL	YDS
2024	DE	Landon Jackson, Sr.	9.5	54
	LB	Xavian Sorey Jr., Jr.	9.5	29
2023	DE	Landon Jackson, Jr.	13.5	78
2022	LB	Drew Sanders, Jr.	13.5	51
2021	LB	Hayden Henry, Sr.	12.0	55
2020	LB	Grant Morgan, Sr.	7.5	23
2019	DE	McTelvin Agim, Jr.	8.5	30
2018	DE	McTelvin Agim, Jr.	10.0	44
2017	LB	DeJon Harris, So.	8.5	25
2016	DL	Jeremiah Ledbetter, Sr.	7.5	52
2015	DE	Deatrich Wise Jr., Jr.	10.5	52
2014	DE	Trey Flowers, Sr.	15.5	95
2013	DE	Trey Flowers, Jr.	13.5	58
2012	DE	Chris Smith, Jr.	13.0	70
	DE	Trey Flowers, So.	13.0	76
2011	LB	Alonzo Highsmith, Jr.	12.5	51
2010	LB	Jerry Franklin, Jr.	13.0	60
2009	DE	Malcolm Sheppard, Sr.	11.0	39
2008	DE	Malcolm Sheppard, Jr.	14.5	56
2007	DT	Ernest Mitchell, Jr.	10.5	46
	DE	Malcolm Sheppard, So.	10.5	32
2006	DE	Jamaal Anderson, Jr.	20.5	113
2005	LB	Sam Olajubutu, Jr.	14.5	40
2004	DE	Jeb Huckleba, Sr.	13.0	51
2003	LB	Caleb Miller, Sr.	15.0	38
2002	DE	Gavin Walls, Sr.	11.0	50
2001	LB	Jermaine Petty, Sr.	13.0	30
2000	LB	Quinton Caver, Sr.	10.0	36
1999	DE	Randy Garner, Jr.	13.0	50
1998	DE	Carlos Hall, Fr.	11.0	61
	LB	C.J. McLain, Sr.	11.0	55
1997	E	Geno Bell, Sr.	10.0	28
	E	Ryan Hale, Jr.	10.0	42
1996	NG	Melvin Bradley, So.	14.0	60
1995	E	Steven Conley, Sr.	23.0	175
1994	E	Marcus Adair, Jr.	12.0	77
	E	Steven Conley, Jr.	12.0	76

1993	E	Henry Ford, Sr.	23.0	116
1992	LB	Ray Lee Johnson, Sr.	17.0	89
1991	T	Henry Ford, So.	14.0	62
1990	LB	Ray Lee Johnson, So.	6.0	20
	NG	Owen Kelly, So.	6.0	28
1989	NG	Chad Rolen, Jr.	10.0	63
1988	T	Wayne Martin, Sr.	18.0	110
1987	T	Wayne Martin, Jr.	9.0	32
1986	T	Wayne Martin, So.	10.0	47
1985	LB	Rickey Williams, So.	7.0	40
	LB	David Dudley, Jr.	7.0	36
	LB	Nick Miller, Sr.	7.0	15
1984	E	Ravin Caldwell, Jr.	10.0	57
	NG	Tony Chericco, Fr.	10.0	40
1983	T	Ron Faurot, Sr.	10.0	52
1982	E	Billy Ray Smith, Sr.	15.0	85
1981	E	Billy Ray Smith, Jr.	19.0	128
1980	E	Billy Ray Smith, So.	17.0	86
1979	T	Jim Elliott, Jr.	13.0	88
1978	T	Jimmy Walker, Sr.	19.0	125
1977	T	Jimmy Walker, Jr.	15.0	87
1976	E	Dennis Winston, Sr.	13.0	50
1975	E	Johnnie Meadors, Jr.	10.0	54
1974	E	Johnnie Meadors, So.	14.0	59

SACKS

YEAR	POS	PLAYER	SACKS	YDS
2024	DE	Landon Jackson, Sr.	6.5	45
2023	DE	Landon Jackson, Jr.	6.5	54
2022	LB	Drew Sanders, Jr.	9.5	45
2021	DE	Tre Williams, Sr.	6.0	26
2020	DL	Eric Gregory, Fr.	2.5	21
2019	DE	McTelvin Agim, Sr.	5.0	24
2018	DT	Armon Watts, Sr.	7.0	50
2017	LB	DeJon Harris, So.	3.5	18
2016	DL	Jeremiah Ledbetter, Sr.	5.5	44
2015	DE	Deatrich Wise Jr., Jr.	8.0	43
2014	DE	Trey Flowers, Sr.	6.0	71
2013	DE	Chris Smith, Sr.	8.5	71
2012	DE	Chris Smith, Jr.	9.5	65
2011	DE	Jake Bequette, Sr.	10.0	88
2010	DE	Jake Bequette, Jr.	7.0	36
2009	DE	Jake Bequette, So.	5.5	37
2008	DE	Malcolm Sheppard, Jr.	6.5	30
2007	LB	Freddie Fairchild, So.	4.5	31
2006	DE	Jamaal Anderson, Jr.	13.5	100
2005	DE	Desmond Sims, Jr.	5.5	33
2004	DE	Jeb Huckleba, Sr.	6.5	41
2003	DE	Justin Scott, Sr.	3.0	14
2002	DE	Gavin Walls, Sr.	6.0	34
2001	DT	Jermaine Brooks, Jr.	3.5	19
		Six players tied	2.0	-
1999	E	Randy Garner, Jr.	5.5	28
1998	LB	C.J. McLain, Sr.	7.0	48
1997	E	Ryan Hale, Jr.	5.0	26
1996	NG	Melvin Bradley, So.	7.0	47
1995	E	Steven Conley, Sr.	14.0	122
1994	E	Steven Conley, Jr.	7.0	63
1993	E	Henry Ford, Sr.	14.0	85
1992	DE	Ray Lee Johnson, Sr.	11.0	73
1991	E	Henry Ford, So.	8.0	50
1990	T	Scott Long, So.	4.0	16
1989	T	Scott Long, Fr.	7.0	41
1988	T	Wayne Martin, Sr.	13.0	-
1987	T	Wayne Martin, Jr.	6.5	-
1986	T	Wayne Martin, So.	6.0	-
1985	LB	Rickey Williams, So.	5.0	-
1984	E	Ravin Caldwell, Jr.	5.5	-
1983	T	Ron Faurot, Sr.	7.0	-
	E	Marcus Adair, Jr.	7.0	51

INTERCEPTIONS

YEAR	POS	PLAYER	INT	YDS	TD
2024	S	T.J. Metcalf, So.	3	44	0
2023	CB	Dwight McGlothern, Sr.	3	73	0
	S	Alfahiyim Walcott, Sr.	3	32	1
2022	CB	Dwight McGlothern, Jr.	4	48	0
2021	CB	Montaric Brown, Sr.	5	0	0
2020	S	Jalen Catalan, Fr.	3	44	1
	CB	Hudson Clark, Fr.	3	18	0
2019	CB	Kamren Curt, Jr.	2	22	0
2018	CB	Ryan Pulley, Jr.	3	0	0
2017	DB	Henre Toliver, Sr.	3	66	0
	DB	Kevin Richardson II, Sr.	3	7	0
	S	Josh Liddell, Jr.	2	2	0
	CB	Ryan Pulley, So.	2	75	1
	CB	Henre Toliver, Jr.	2	70	1
2015	CB	DJ Dean, Jr.	2	0	0
	S	Josh Liddell, So.	2	0	0
2014	LB	Brooks Ellis, So.	2	63	0
	CB	DJ Dean, So.	2	9	0
	CB	Henre Toliver, Fr.	2	46	0
	CB	Tevin Mitchell, Jr.	2	-7	0
2013	S	Alan Turner, Jr.	2	24	0

2012	S	Ross Rasner, Sr.	3	34	0
2011	S	Tramain Thomas, Sr.	5	70	0
2010	S	Tramain Thomas, Jr.	4	24	0
2009	LB	Jerry Franklin, Jr.	3	61	0
	S	Tramain Thomas, So.	3	37	1
2008	CB	Ramon Broadway, So.	2	26	0
	LB	Jerry Franklin, Fr.	2	11	0
2007	CB	Lerinezo Robinson, Jr.	5	174	1
2006	CB	Chris Houston, Jr.	3	129	1
	FS	Michael Grant, Jr.	3	0	0
2005	CB	Vickiel Vaughn, Sr.	4	13	0
2004	FS	Vickiel Vaughn, Jr.	2	92	0
	SS	Lerinezo Robinson, Jr.	2	29	0
	CB	Michael Coe, So.	2	7	0
2003	CB	Ahmad Carroll, Jr.	3	0	0
2002	FS	Ken Hamlin, Jr.	4	33	0
	CB	Lawrence Richardson, So.	4	25	0
2001	FS	Ken Hamlin, So.	3	33	0
	CB	Lawrence Richardson, Fr.	3	45	1
2000		Four with two (one TD, Eddie Jackson)			
1999	FS	Kenoy Kennedy, Sr.	3	97	0
	CB	David Barrett, Sr.	3	45	1
1998	R	Zac Painter, Sr.	5	36	0
	B	Jeromy Flowers, So.	2	36	0
	CB	Ontraia Moss, So.	2	19	0
	CB	Marcus Campbell, Sr.	2	(-)	0
1996	CB	Marcus Campbell, Jr.	5	52	0
1995	CB	Spencer Brown, Sr.	5	43	0
1994	LB	Mark Smith, So.	2	16	0
1993	CB	Orlando Watters, Sr.	6	185	2
1992	CB	Dean Peevy, So.	5	37	0
1991	CB	Michael James, Sr.	5	75	1
1990	CB	Michael James, Jr.	2	21	0
1989	CB	Anthonny Cooney, Sr.	3	14	0
1988	R	Patrick Williams, Jr.	6	57	1
1987	S	Steve Atwater, Jr.	4	53	1
1986	CB	Charles Washington, Sr.	5	32	0
1985	LB	David Dudley, Jr.	3	79	1
	CB	Kevin Wyatt, Sr.	3	59	1
1984	CB	Kevin Wyatt, Jr.	5	22	0
1983	S	Greg Lasker, So.	3	72	0
	DB	Greg Gaston, So.	3	7	0
	DB	Charles Washington, Fr.	3	0	0
1982	DB	Keith Burns, Sr.	4	10	0
1981	DB	Danny Walters, Jr.	4	98	1
1980	FS	Kevin Evans, Sr.	2	21	0
1979	FS	Kevin Evans, Jr.	4	54	0
1978	E	William Hampton, Sr.	3	30	0
1977	LB	Mike Massey, So.	3	31	0
	FB	Vaughn Lusby, Jr.	3	0	0
1976		Six with two (no TDs)			
1975	CB	Tommy Harris, Sr.	3	28	0
1974	FS	Floyd Hogan, Sr.	2	92	0
1973	CB	Rollen Smith, Jr.	4	27	0
1972	SS	Mark Hollingsworth, Sr.	4	39	0
1971	CB	Louis Campbell, Jr.	7	86	1
1970	HB	David Hogue, Jr.	6	45	1
1969	MM	Bobby Field, Jr.	4	70	0
1968	HB	Jerry Moore, So.	5	104	1
	HB	Gary Adams, Sr.	5	6	0
1967	HB	Tommy Trantham, Sr.	6	104	0
1966	HB	Gary Adams, So.	7	93	0
1965	LB	Joe Black, Jr.	4	-	-
	LB	Tommy Trantham, So.	4	-	-
1964	HB	Bill Gray, Sr.	3	22	0
1963	HB	Ken Hatfield, Jr.	3	45	0
1962	HB	Ken Hatfield, So.	3	-	-
1961	HB	Billy Moore, Jr.	3	-	-
1960	HB	George McKinney, Jr.	2	23	0
1959		Not available			
1958	HB	Don Horton, Sr.	2	24	0
		Jim Mooly, Jr.	2	8	0
1957		George Walker, Sr.	2	18	0
1956		Gerald Nesbitt, Jr.	4	95	0



INDIVIDUAL YEARLY LEADERS

PASSES BROKEN UP

YEAR	POS	PLAYER	PBU
2024	S	TJ Metcalf, So.	7
	CB	Marquise Robinson, Sr.	7
2023	CB	Jaylon Braxton, Fr.	8
2022	DB	Hudson Clark, Jr.	11
2021	CB	Montaric Brown, Sr.	6
2020	CB	Montaric Brown, Jr.	6
2019	LB	Bumper Pool, Jr.	5
2018	CB	Ryan Pulley, Jr.	7
	CB	Jarques McClellion, R-Fr.	7
2017	DB	Henre Toliver, Sr.	8
	DB	Santos Ramirez, Jr.	8
	DB	Kamren Curl, Fr.	8
2016	CB	Ryan Pulley, So.	13
2015	CB	Jared Collins, Jr.	9
2014	CB	Jared Collins, So.	13
2013	S	Alan Turner, Jr.	5
	CB	Tevin Mitchel, Jr.	5
2012	S	Ross Rasner, Sr.	6
	CB	Kaelon Kelleybrew, Sr.	6
2011	S	Tramain Thomas, Sr.	6
2010	CB	Ramon Broadway, Sr.	6
2009	CB	Ramon Broadway, Jr.	4
	CB	Rudell Crim, Jr.	4
2008	CB	Ramon Broadway, So.	10
2007	FS	Michael Grant, Sr.	20
2006	CB	Chris Houston, Jr.	13
2005	CB	Michael Coe, Jr.	8
	CB	Chris Houston, So.	8
2004	LB	Sam Olajubutu, Jr.	4
2003	CB	Eddie Jackson, Sr.	10
2002	CB	Lawrence Richardson, So.	13
2001	CB	Lawrence Richardson, Fr.	20
2000	SS	D'Andre Berry, Jr.	12
1999	FS	Kenoy Kennedy, Sr.	10



MONTARIC BROWN picked off five passes and broke up six more to lead the Hogs in 2021.

1998	CB	David Barrett, Jr.	8
1997	CB	Marcus Campbell, Sr.	9
1996	CB	Marcus Campbell, Jr.	11
1995	CB	Spencer Brown, Sr.	7
1994	CB	Tracy Cantlope, Jr.	4
1993	CB	Orlando Watters, Sr.	8
1992	CB	Dean Peavy, So.	4
1991	CB	Orlando Watters, So.	6
1990	CB	Curtis Banks, Jr.	3
	CB	Pat Burris, Sr.	3
1989	S	Aaron Jackson, Jr.	10
1988	S	Steve Atwater, Sr.	9
1987	R	Odis Lloyd, Jr.	9
1986	S	Steve Atwater, So.	12
1985	S	Greg Lasker, Sr.	10
1984	S	Greg Lasker, Jr.	11
1983	CB	Greg Gaston, So.	6
	CB	Kevin Wyatt, So.	6
1982	CB	Danny Walters, Sr.	7
1981	SS	Keith Burns, Jr.	8
1980	CB	Trent Bryant, Sr.	6
1979	S	Kevin Evans, Jr.	8
1978	CB	Brad Shoup, Sr.	6
1977	SS	Howard Sampson, Sr.	7
1976		Bo Busby, Sr.	6
		Patrick Martin, Jr.	6
1975		Howard Sampson, Jr.	8
1974		Brad Thomas, Jr.	8
1973		Not available	
1972		Not available	
1971		Not available	
1970		Not available	
1969		Not available	
1968	HB	Jerry Moore, So.	8
1967	HB	Tommy Trantham, Sr.	12
1966	HB	Gary Adams, So.	8
1965	MM	Mike Jordan, Jr.	9
1964	HB	Bill Gray, Sr.	9
1963	MM	Charles Daniel, Jr.	4
		Tommy Moore, Sr.	4
		Mike Parker, Sr.	4
1962	HB	Ken Hatfield, Jr.	5
		Mike Parker, Jr.	5
1961	C	Tommy Brasher, So.	5

FORCED FUMBLES

YEAR	POS	PLAYER	FF
2024		Seven Players	1
2023		Six Players	1
2022	LB	Drew Sanders, Jr.	3
2021		Four Players	1
2020	S	Jalen Catalon, Fr.	2
2019	LB	DeJon Harris, Sr.	2
2018	DT	Armon Watts, Sr.	3
	DE	McTelvin Agim, Jr.	3
2017	DB	Santos Ramirez, Jr.	3
2016	DE/LB	Randy Ramsey, So.	3
2015	DE	Deatrich Wise Jr., Jr.	3
2014	LB	Martrell Spaight, Sr.	3
	LB	Brooks Ellis, So.	2
2013	DE	Trey Flowers, Jr.	3
2012	S	Ross Rasner, Sr.	2
	CB	Tevin Mitchel, So.	2
2011	DE	Jake Bequette, Sr.	5
2010	S	Tramain Thomas, Jr.	4
2009	DE	Tenarius Wright, Fr.	3
2008	DE	Malcolm Sheppard, Jr.	2
2007	SS	Matt Hewitt, Sr.	4
2006		Three Players	2
2005	DE	Desmond Sims, Jr.	2
2004		Seven Players	1
2003	LB	Caleb Miller, Sr.	3
2002	FS	Ken Hamlin, Jr.	4
2001	FS	Ken Hamlin, So.	4
2000		Five Players	1
1999	B	Jeromy Flowers, Sr.	3
	FS	Kenoy Kennedy, Sr.	3
1998	R	Zac Painter, Sr.	3
1997	LB	C.J. McLain, Jr.	3
1996	LB	C.J. McLain, So.	2
1995	E	Geno Bell, Jr.	2
	LB	Mark Smith, Jr.	2
1994		Four Players	2
1993	E	Henry Ford, Sr.	3
1992	LB	Tyrone Chatman, Jr.	4
1991		Six Players	1
1990	E	Ken Benson, Sr.	2
	FS	Ben Floor, Sr.	2
1989		Seven Players	1
1988	T	Wayne Martin, Sr.	7
1987	T	Wayne Martin, Jr.	2
1986	T	Wayne Martin, So.	2
	T	David Schell, Jr.	2
	LB	Rickey Williams, Jr.	2

1985	T	Rodney Beachum, Sr.	4
1984	R	Nathan Jones, Sr.	4
	LB	Nick Miller, Sr.	4

FUMBLE RECOVERIES

YEAR	POS	PLAYER	FR
2024		Five Players	1
2023		Five Players	1
2022	S	Lataivous Brini, Sr.	2
	DB	Hudson Clark, Jr.	2
2021	DB	Greg Brooks Jr., Jr.	2
2020	S	Myles Slusher, Fr.	2
2019	LB	DeJon Harris, Sr.	2
	CB	Kamren Curl, Jr.	2
2018	DB	Chevin Calloway, So.	2
2017	DL	Briston Guidry, R-Fr.	2
2016		Four Players	2
2015		Seven Players	1
2014	DT	Darius Philon, So.	3
2013		Six Players	1
2012		Five Players	1
2011	LB	Jerry Franklin, Sr.	2
2010	S	Tramain Thomas, Jr.	2
	CB	Darius Winston, So.	2
	LB	Freddy Burton, Sr.	2
2009	CB	Ramon Broadway, Jr.	3
2008	LB	Jerry Franklin, Fr.	2
2007	SS	Matt Hewitt, Sr.	3
2006	CB	Jerrell Norton, Fr.	2
2005	DT	Keith Jackson, Jr.	3
2004	LB	Pierre Brown, Jr.	2
	CB	Dallas Washington, Fr.	2
2003		Seven Players	2
2002		Four Players	2
2001	FS	Ken Hamlin, So.	3
2000	DE	Carlos Hall, Jr.	2
1999	CB	Orlando Green, So.	2
	FS	Kenoy Kennedy, Sr.	2
	T	Sacha Lancaster, So.	2
1998	E	D.J. Cooper, Jr.	2
	CB	Rossi Morreale, So.	2
	LB	Harry Wilson, Sr.	2
1997	NG	Melvin Bradley, Jr.	4
1996	E	D.J. Cooper, Fr.	2
	LB	C.J. McLain, So.	2
1995	E	Marcus Adair, Sr.	2
1994	LB	Don Bray, Jr.	2
	E	Steven Conley, Jr.	2
	FS	Del Delco, Jr.	2
1993	T	Henry Ford, Sr.	2
1992	LB	Darwin Ireland, Jr.	2
	NG	Owen Kelly, Sr.	2
	SS	Mike Nunnerley, Fr.	2
1991	CB	Michael James, Sr.	3
1990	LB	Darwin Ireland, Fr.	5
1989	R	Kirk Collins, So.	2
1988	T	Wayne Martin, Sr.	3
1987		Seven Players	1
1986	NG	Tony Chericco, Jr.	2
	LB	Kerry Owens, So.	2
1985	T	Rodney Beachum, Sr.	2
1984	DE	Ravin Caldwell, Jr.	4
1983	T	Ron Faurot, Sr.	3
1982	T	Earl Buckingham, Sr.	3
1981	LB	Steve Douglas, Jr.	3
1980	LB	Jeff Goff, Jr.	3
	LB	Ed Jackson, So.	3
	DE	Billy Ray Smith, So.	3
1979	DB	Trent Bryant, Jr.	3
	E	Jeff Goff, So.	3
1978	T	Dan Hampton, Sr.	3
	LB	Mike Massey, Jr.	3
	T	Dale White, Sr.	3
1977	T	Jimmy Walker, Jr.	3
1976	T	Dale White, So.	4
	E	Dennis Winston, Sr.	4
1975	E	Johnnie Meadors, Jr.	6
1974	E	Ivan Jordan, Jr.	5
1973		Not available	
1972		Not available	
1971		Not available	
1970		Not available	
1969		Not available	
1968	T	Gordon McNulty, Jr.	4
1967	HB	Gary Adams, Jr.	3
	MG	David Cooper, Sr.	3
	LB	Lynn Garner, So.	3
1966	T	Lloyd Phillips, Sr.	3
1965	LB	Joe Black, Jr.	4
1964	MG	Jimmy Johnson, Sr.	3
1963	T	Jim Williams, So.	4
1962	T	Billy Moore, Sr.	4
1961	G	Ray Trail, Jr.	4



INDIVIDUAL YEARLY LEADERS

TOTAL OFFENSE

YEAR	PLAYER	RUSH ATT	RUSH YDS	RUSH TD	PASS ATT	PASS COMP	PCT	PASS YDS	PASS TD	INT	TOTAL PLAYS	TOTAL YDS	TOTAL TD
2024	Taylen Green, Jr.	156	602	8	381	230	604	3,154	15	9	537	3,756	23
2023	K.J. Jefferson, Sr.	161	447	2	296	190	642	2,107	19	8	457	2,554	21
2022	K.J. Jefferson, Jr.	158	640	9	300	204	680	2,636	24	5	458	3,288	33
2021	K.J. Jefferson, So.	146	664	6	294	198	673	2,676	21	4	440	3,340	27
2020	Feleipe Franks, Sr.	105	204	1	238	163	685	2,107	17	4	343	2,311	18
2019	Nick Starkel, Jr.	6	-16	0	96	179	536	1,152	7	10	185	1,136	7
2018	Ty Storey, Jr.	67	146	1	250	143	572	1,584	11	10	317	1,730	12
2017	Austin Allen, Sr.	37	-20	1	187	105	561	1,427	10	5	224	1,407	11
2016	Austin Allen, Jr.	65	-126	2	401	245	611	3,430	25	15	466	3,304	27
2015	Brandon Allen, Sr.	56	107	1	370	244	659	3,440	30	8	426	3,547	31
2014	Brandon Allen, Jr.	42	0	2	339	190	560	2,285	20	5	381	2,285	22
2013	Brandon Allen, So.	29	29	1	258	128	496	1,552	13	10	287	1,581	14
2012	Tyler Wilson, Sr.	41	7	0	401	249	621	3,387	21	13	442	3,394	21
2011	Tyler Wilson, Jr.	60	-3	4	438	277	632	3,638	24	6	498	3,635	28
2010	Ryan Mallett, Jr.	44	-74	4	411	266	647	3,869	32	12	455	3,795	36
2009	Ryan Mallett, So.	58	-29	2	403	225	558	3,624	30	7	461	3,595	32
2008	Casey Dick, Sr.	72	-51	3	357	205	574	2,586	13	14	429	2,535	16
2007	Darren McFadden, Jr.	325	1,830	16	11	6	545	123	4	0	336	1,953	20
2006	Darren McFadden, So.	284	1,647	14	9	7	778	69	3	1	293	1,716	17
2005	Darren McFadden, Fr.	176	1,113	11	0	0	000	0	0	0	176	1,113	11
2004	Matt Jones, Sr.	83	622	6	264	151	572	2,073	15	12	347	2,695	21
2003	Matt Jones, Jr.	96	707	8	230	132	574	1,917	18	7	326	2,624	26
2002	Matt Jones, So.	129	614	5	234	122	521	1,592	16	8	363	2,206	21
2001	Zak Clark, So.	22	-42	0	179	88	492	1,000	6	4	201	958	6
2000	Robby Hampton, So.	29	-19	1	261	145	556	1,548	13	8	290	1,529	14
1999	Clint Stoerner, Sr.	27	-60	2	317	177	558	2,293	19	10	344	2,233	21
1998	Clint Stoerner, Jr.	51	-57	1	312	167	535	2,629	26	8	363	2,572	27
1997	Clint Stoerner, So.	81	-267	2	357	173	485	2,347	12	13	438	2,080	14
1996	Pete Burks, So.	92	74	2	224	115	513	1,464	6	9	316	1,464	8
1995	Barry Lunney Jr., Sr.	112	65	3	292	180	616	2,206	12	10	404	2,246	15
1994	Barry Lunney Jr., Jr.	91	40	2	183	101	552	1,345	11	6	274	1,385	13
1993	Barry Lunney Jr., So.	74	140	2	202	104	515	1,241	6	7	276	1,381	8
1992	Barry Lunney Jr., Fr.	40	-140	0	189	91	481	1,015	4	5	229	875	4
1991	Jason Allen, Fr.	47	98	0	102	48	471	603	6	6	149	701	6
1990	Quinn Grove, Sr.	104	326	5	235	120	511	1,886	18	10	339	2,212	23
1989	Quinn Grove, Jr.	120	565	8	131	72	550	1,149	5	9	251	1,714	13
1988	Quinn Grove, So.	110	515	7	98	62	633	966	4	3	208	1,481	11
1987	James Rouse, Jr.	182	1,004	17	0	0	000	0	0	0	182	1,004	17
1986	Greg Thomas, Jr.	141	461	8	109	67	615	1,032	6	1	250	1,493	14
1985	Greg Thomas, So.	118	365	1	72	33	458	554	4	2	190	919	5
1984	Brad Taylor, Sr.	109	135	5	147	82	558	1,166	7	11	256	1,301	12
1983	Brad Taylor, Jr.	91	-31	3	257	139	541	1,837	9	8	348	1,806	12
1982	Brad Taylor, So.	74	108	3	141	59	418	1,073	6	9	215	1,181	9
1981	Tom Jones, Jr.	68	219	3	109	60	551	684	7	7	177	903	10
1980	Tom Jones, So.	95	178	3	166	93	560	1,161	6	8	261	1,339	9
1979	Kevin Scanlon, Sr.	120	248	7	139	92	662	1,212	9	6	259	1,460	16
1978	Ron Calcagni, Sr.	153	448	11	103	62	602	807	4	5	256	1,255	15
1977	Ron Calcagni, Jr.	125	546	4	137	73	533	1,147	10	7	262	1,693	14
1976	Ben Cowins, So.	183	1,162	7	0	0	000	0	0	0	183	1,162	7
1975	Ike Forte, Jr.	174	983	10	0	0	000	0	0	0	174	983	10
1974	Ike Forte, Jr.	187	974	9	0	0	000	0	0	0	187	974	9
1973	Dickey Morton, Sr.	226	1,298	5	0	0	000	0	0	0	226	1,298	5
1972	Joe Ferguson, Sr.	73	68	2	254	119	469	1,484	9	15	327	1,552	11
1971	Joe Ferguson, Jr.	63	39	6	271	160	590	2,203	11	12	334	2,242	17
1970	Bill Montgomery, Sr.	86	157	6	195	110	570	1,662	10	9	281	1,819	16
1969	Bill Montgomery, Jr.	92	66	3	173	93	538	1,333	9	7	265	1,399	12
1968	Bill Montgomery, So.	116	239	4	234	134	572	1,595	10	8	350	1,834	14
1967	Ronnie South, Sr.	55	-38	0	142	84	592	1,159	11	8	197	1,121	11
1966	Jon Brittenum, Sr.	81	168	7	143	76	531	1,103	7	7	224	1,271	8
1965	Jon Brittenum, Jr.	81	224	6	149	75	503	1,103	8	7	230	1,327	14
1964	Fred Marshall, Sr.	104	438	3	94	50	532	656	4	8	198	1,094	7
1963	Bill Gray, Jr.	51	36	5	79	34	430	483	4	5	130	519	9
1962	Billy Moore, Sr.	131	585	14	91	51	560	673	5	2	222	1,258	19
1961	George McKinney, Sr.	68	244	4	68	32	471	426	6	5	136	670	10
1960	George McKinney, Jr.	84	193	1	90	39	433	728	9	6	174	921	10
1959	Jim Mooty, Sr.	93	519	5	0	0	000	0	0	0	93	519	5
1958	James Monroe, Jr.	67	174	3	96	41	427	512	3	8	163	686	6
1957	George Walker, Sr.	34	84	3	63	35	556	587	4	4	97	671	7
1956	Don Christian, Jr.	96	412	5	53	18	340	260	2	0	149	672	7
1955	Henry Moore, Sr.	134	701	3	0	0	000	0	0	0	134	701	3
1954	George Walker, So.	79	301	7	85	45	529	603	4	9	164	904	11
1953	Lamar McHan, Sr.	143	409	4	150	78	520	1,107	8	11	293	1,516	12
1952	Lamar McHan, Jr.	62	162	4	136	55	404	743	5	17	198	905	9
1951	Lamar McHan, So.	127	433	4	135	53	393	724	6	14	262	1,157	10
1950	Jim Rinehart, Jr.	72	142	2	139	59	424	756	3	15	211	898	5
1949	Geno Mazzanti, Sr.	123	757	3	0	0	000	0	0	0	123	757	3
1948	Clyde Scott	95	670	6	20	9	450	198	2	2	115	868	8
1947	Clyde Scott	152	659	6	41	14	341	258	2	1	193	917	8
1946	Ken Holland	112	397	2	44	-	-	242	2	1	156	639	4
1938	Kay Eakin	119	482	4	193	78	404	962	5	18	312	1,344	9
1937	Jack Robbins	57	195	4	130	49	377	780	8	18	187	910	12
1936	Jack Robbins	73	315	2	104	54	519	554	4	7	177	869	6
1935	Jack Robbins	61	345	4	152	95	625	1,219	7	7	213	1,564	1

2025 ARKANSAS FOOTBALL



TEAM RUSHING RECORDS

RUSHING ATTEMPTS

GAME		
1. 85	TCU (475 yards)	1980
2. 81	at Rice (421 yards)	1981
3. 80	at Ole Miss (370 yards)	2001
80	Utah State (385 yards)	1975
5. 78	Tulsa (344 yards)	1987
6. 77	Colorado State (410 yards)	1974
77	Oklahoma State (349 yards)	1969
8. 75	at Houston (296 yards)	1988
75	TCU (316 yards)	1986
75	Texas A&M (266 yards)	1984
75	Texas Tech (527 yards)	1978
75	Tulsa (365 yards)	1974

SEASON

1. 753	3,196 yards in 11 games	1987
2. 685	2,922 yards in 11 games	1985
3. 680	3,456 yards in 11 games	1989
4. 677	3,119 yards in 11 games	1978
5. 674	2,898 yards in 11 games	1974
6. 668	2,721 yards in 11 games	1986
7. 659	3,523 yards in 11 games	1975
8. 644	2,348 yards in 11 games	1982
9. 643	3,065 yards in 14 games	2002
10. 640	2,420 yards in 11 games	1984

RUSHING YARDS

GAME		
1. 594	Pittsburg (Kan.) State (54 rushes)	1936
2. 542	South Carolina (58 rushes)	2007
3. 527	TCU (75 rushes)	1978
4. 512	SMU (73 rushes)	1977
5. 503	Northwestern (La.) State (47 rushes)	1947
6. 502	New Mexico (71 rushes)	1987
7. 501	Air Force (62 rushes)	1975
8. 495	Nicholls (40 rushes)	2014
9. 483	Missouri State (51 rushes)	2005
10. 475	TCU (85 rushes)	1980

SEASON

1. 3,725	625 rushes in 13 games	2007
2. 3,523	659 rushes in 11 games	1975
3. 3,456	680 rushes in 11 games	1989
4. 3,199	539 rushes in 14 games	2006
5. 3,196	753 rushes in 12 games	1987
6. 3,145	626 rushes in 13 games	2003
7. 3,119	677 rushes in 11 games	1978
8. 3,075	605 rushes in 13 games	2022
9. 3,065	643 rushes in 14 games	2002
10. 3,011	604 rushes in 11 games	1977

RUSHING YARDS PER GAME

SEASON		
1. 320.3	3,523 yards in 11 games	1975
2. 314.2	3,456 yards in 11 games	1989
3. 286.5	3,725 yards in 13 games	2007
4. 283.5	3,119 yards in 11 games	1978
5. 273.7	3,011 yards in 11 games	1977
6. 266.3	3,196 yards in 12 games	1987
7. 265.6	2,922 yards in 11 games	1985
8. 263.4	2,898 yards in 11 games	1974
9. 247.4	2,721 yards in 11 games	1986
10. 246.7	2,714 yards in 11 games	1988

YARDS PER RUSH

GAME		
1. 12.38	Nicholls (40 for 495 yards)	2014
2. 11.00	Pittsburg (Kan.) State (54 for 594 yards)	1936
3. 10.70	Northwestern (La.) State (47 for 503 yards)	1947
4. 9.73	Eastern Michigan (30 for 292 yards)	2009
5. 9.70	Mississippi State (37 for 359 yards)	2024
6. 9.50	Missouri State (51 for 483 yards)	2005



FELIX JONES teamed with Darren McFadden and Peyton Hillis in 2007 to create the most prolific rushing attack in Razorback history. The trio helped Arkansas rush for 3,725 yards on just 625 carries (5.96 avg.), setting school records for total rushing yards and yards per rush.

7. 9.47	at Auburn (45 for 426 yards)	2002
8. 9.33	South Carolina (58 for 541 yards)	2007
9. 9.29	Alcorn State (38 for 353 yards)	2016
9.29	Southeast Missouri State (41 for 381 yards)	2006

SEASON

1. 5.96	625 for 3,725 yards	2007
2. 5.94	539 for 3,199 yards	2006
3. 5.35	659 for 3,523 yards	1975
4. 5.28	474 for 2,504 yards	2013
5. 5.08	557 for 2,834 yards	2014
6. 5.08	605 for 3,075 yards	2022
7. 5.08	680 for 3,456 yards	1989
8. 5.04	588 for 2,961 yards	2021
9. 5.02	626 for 3,145 yards	2003
10. 5.01	512 for 2,565 yards	2015

RUSHING TOUCHDOWNS

SEASON		
1. 35		1970
2. 34		2003
34		1989
34		1978
34		1965
34		2024
7. 33		2007
33		1975
33		1969
10. 32		1971



TEAM PASSING RECORDS

PASS ATTEMPTS

GAME		
1.	59	at Texas A&M (29 completions).....2012
2.	53	Toledo (32 completions).....2015
	53	LSU (31 completions).....2012
	53	Alabama (24 completions).....1999
5.	51	Texas A&M (30 completions).....2011
	51	Texas A&M (31 completions).....1971
7.	50	San Jose State (28 completions).....2019
8.	49	at Auburn (35 completions).....2010
	49	at Kentucky (25 completions).....1999
10.	48	Alabama (25 completions).....2016
	48	Vanderbilt (28 completions).....2010

SEASON		
1.	471	299 completions.....2011
2.	465	301 completions.....2010
3.	459	272 completions.....2012
4.	443	253 completions.....2008
5.	439	247 completions.....2009
6.	414	255 completions.....2024
7.	407	202 completions.....2019
8.	406	247 completions.....2016
9.	374	226 completions.....2015
10.	371	204 completions.....1999

PASS COMPLETIONS

GAME		
1.	35	at Auburn (49 attempts).....2010
2.	33	Mississippi State (45 attempts).....2011
3.	32	Toledo (53 attempts).....2015
4.	31	LSU (53 attempts).....2012
	31	Texas A&M (51 attempts).....1971
6.	30	Mississippi State (43 attempts).....2015
	30	Texas A&M (51 attempts).....2011
	30	Missouri State (41 attempts).....2009
9.	29	at BYU (40 attempts).....2022
	29	at Texas A&M (59 attempts).....2012

SEASON		
1.	301	465 attempts.....2010
2.	299	471 attempts.....2011
3.	272	459 attempts.....2012
4.	255	414 attempts.....2024
5.	253	443 attempts.....2008
6.	247	406 attempts.....2016
	247	439 attempts.....2009
8.	246	374 attempts.....2015
9.	231	357 attempts.....2022
10.	205	314 attempts.....2021

COMPLETION PERCENTAGE

SEASON		
1.	.658	246 of 374.....2015
2.	.653	205 of 314.....2021
3.	.647	301 of 465.....2010
4.	.647	231 of 357.....2022
5.	.644	183 of 284.....2020
6.	.639	122 of 191.....1979
7.	.635	299 of 471.....2001
8.	.616	255 of 414.....2024
9.	.610	183 of 300.....1995
10.	.608	247 of 406.....2016

PASSING YARDS

GAME		
1.	510	Texas A&M (30-51, 3 TD, 0 INT).....2011
2.	447	Missouri State (30-41, 3 TD, 1 INT).....2009
3.	442	at Ole Miss (33-45, 6 TD, 0 INT).....2015
4.	428	at Auburn (35-49, 5 TD, 2 INT).....2010
5.	419	Rutgers (20-39, 3 TD, 2 INT).....2012
6.	417	Vanderbilt (28-48, 3 TD, 0 INT).....2010
7.	416	at Oklahoma State (26-46, 1 TD, 1 INT).....2024



Behind quarterback **RYAN MALLET**T in 2010, Arkansas led the SEC and ranked in the top six nationally in total passing yards (4,338), passing yards per game (333.7) and touchdown passes (36), all of which are program records.

8.	412	Toledo (32-53, 0 TD, 1 INT).....2015
9.	408	Georgia (21-39, 5 TD, 0 INT).....2009
	408	Ark.-Pine Bluff (28-37, 2 TD, 0 INT).....2024

SEASON		
1.	4,338	301 of 465.....2010
2.	3,909	299 of 471.....2011
3.	3,842	247 of 439.....2009
4.	3,618	272 of 459.....2012
5.	3,571	255 of 414.....2024
6.	3,486	246 of 374.....2015
7.	3,434	247 of 406.....2016
8.	3,115	253 of 443.....2008
9.	3,039	231 of 357.....2022
10.	2,781	205 of 314.....2021

PASSING YARDS PER GAME

SEASON		
1.	333.7	4,338 in 13 games.....2010
2.	301.5	3,618 in 12 games.....2012
3.	300.7	3,909 in 13 games.....2011
4.	278.8	3,624 in 13 games.....2009
5.	274.7	3,571 in 13 games.....2024
6.	268.2	3,486 in 13 games.....2015
7.	264.2	3,434 in 13 games.....2016
8.	259.6	3,115 in 12 games.....2008
9.	242.5	2,668 in 11 games.....1998
10.	234.2	2,576 in 11 games.....1999

PASSING YARDS PER ATTEMPT

SEASON		
1.	9.45	112 for 1,058.....1957
2.	9.43	130 for 1,226.....1986
3.	9.33	465 for 4,338.....2010

4.	9.32	374 for 3,486.....2015
	9.32	120 for 1,118.....1985
6.	8.99	403 for 3,624.....2009
7.	8.96	164 for 1,470.....1989
8.	8.86	314 for 2,781.....2021
9.	8.70	180 for 1,566.....1988
10.	8.63	414 for 3,571.....2024

TOUCHDOWN PASSES

GAME		
1.	7	Mississippi State.....2015
2.	6	at Ole Miss.....2015
6	6	Pittsburg (Kan.) State.....1936
4.	5	at Mississippi State.....2024
	5	BYU.....2022
	5	Kentucky.....2012
	5	UTEP.....2010
	5	at Auburn.....2010
	5	Mississippi State.....2009
	5	Troy.....2009
	5	Georgia.....2009
	5	Mississippi State.....2007
	5	Vanderbilt.....1994

SEASON		
1.	362010
2.	322009
3.	312015
4.	262022
	262016
	262011
	261998
8.	242007
9.	232012
	232006



TEAM OFFENSE RECORDS

TOTAL PLAYS

GAME	Plays	Year
1. 110	Wichita State (63 rushes, 47 passes, 545 yards, 4 TD).....	1969
2. 107	at Rice (81 rushes, 26 passes, 620 yds, 5 TD).....	1981
107	Oklahoma State (77 rushes, 30 passes, 500 yds, 6 TD).....	1969
4. 106	at Ole Miss (80 rushes, 26 passes, 531 yards, 8 TD).....	2001
5. 99	at Kentucky (71 rushes, 28 passes, 9 TD).....	2003
6. 98	at Texas A&M (39 rushes, 59 passes, 515 yards, 1 TD).....	2012
7. 97	at Houston (56 rushes, 41 passes, 1 TD).....	1990
97	TCU (85 rushes, 12 passes, 610 yds, 6 TD).....	1980
9. 95	Texas Tech (60 rushes, 35 passes, 1 TD).....	1990
95	TCU (75 rushes, 20 passes, 4 TD).....	1986

SEASON

1. 962	605 rushes, 357 passes, 53 TD.....	2022
2. 942	643 rushes, 299 passes, 40 TD.....	2002
3. 938	625 rushes, 313 passes, 57 TD.....	2007
4. 930	626 rushes, 304 passes, 54 TD.....	2003
5. 923	517 rushes, 406 passes, 47 TD.....	2016
6. 916	557 rushes, 359 passes, 52 TD.....	2014
7. 908	494 rushes, 414 passes, 50 TD.....	2024
8. 902	588 rushes, 314 passes, 48 TD.....	2021
9. 893	644 rushes, 249 passes, 33 TD.....	1982
10. 886	512 rushes, 374 passes, 62 TD.....	2015
886	421 rushes, 465 passes, 58 TD.....	2010

TOTAL YARDS

GAME	Yards	Year
1. 859	Pittsburg (Kan.) State (594 rush, 265 pass, 86 plays, 8 TD)...	1936
2. 713	North Texas (446 rush, 267 pass, 80 plays, 8 TD).....	2007
3. 687	Ark.-Pine Bluff (279 rush, 408 pass, 70 plays, 10 TD).....	2024
4. 684	Nicholls (495 rush, 189 pass, 54 plays, 10 TD).....	2014
5. 681	Kansas (394 rush, 287 pass, 7 TD).....	2022
6. 676	at Ole Miss (350 rush, 326 pass, 93 plays, 81 plays 7 TD).....	2021
7. 673	at Mississippi State (359 rush, 314 pass, 66 plays, 7 TD).....	2024
8. 661	at Mississippi State (357 rush, 304 pass, 67 plays, 8 TD).....	2016
9. 658	at TCU (296 rush, 362 pass, 83 plays, 7 TD).....	1970
10. 650	South Carolina (541 rush, 109 pass, 69 plays, 7 TD).....	2007

SEASON

1. 6,273	1,935 rushing, 4,338 passing, 58 TD.....	2010
2. 6,114	3,075 rushing, 3,039 passing, 53 TD.....	2022
3. 6,051	2,565 rushing, 3,486 passing, 62 TD.....	2015
4. 5,973	2,402 rushing, 3,570 passing, 40 TD.....	2024
5. 5,850	3,725 rushing, 2,125 passing, 57 TD.....	2007
6. 5,742	2,961 rushing, 2,781 passing, 48 TD.....	2021
7. 5,695	1,786 rushing, 3,909 passing, 51 TD.....	2011
8. 5,607	3,145 rushing, 2,462 passing, 54 TD.....	2003
9. 5,569	2,135 rushing, 3,434 passing, 47 TD.....	2016
10. 5,555	1,713 rushing, 3,842 passing, 55 TD.....	2009

TOTAL YARDS PER GAME

SEASON	Yards per Game	Year
1. 482.5	6,273 in 13 games.....	2010
2. 470.3	6,114 in 13 games.....	2022
3. 465.5	6,051 in 13 games.....	2015
4. 459.5	5,973 in 13 games.....	2024
5. 450.0	5,850 in 13 games.....	2007
6. 447.8	4,926 in 11 games.....	1989
7. 445.3	4,898 in 11 games.....	1971
8. 441.7	5,742 in 13 games.....	2021
9. 438.1	5,695 in 13 games.....	2011
10. 431.3	5,607 in 13 games.....	2003

TOTAL YARDS PER PLAY

GAME	Yards per Play	Year
1. 12.67	Nicholls (54 for 684 yards).....	2014
2. 10.76	Northwestern (La.) State (49 for 527 yards).....	1947
3. 10.33	Eastern Michigan (57 for 589 yards).....	2009
4. 10.20	at Mississippi State (73 for 673 yards).....	2024
5. 9.99	Alcorn State (56 for 559 yards).....	2016
9.99	Pittsburg (Kan.) State (86 for 859 yards).....	1936
7. 9.42	South Carolina (69 for 650 yards).....	2007



KNILE DAVIS totaled 1,458 all-purpose yards in 2010 to help the Hogs average a school-record 482.5 yards of total offense, which also ranked second in the SEC and ninth nationally.

8. 9.87	at Mississippi State (67 for 661 yards).....	2016
9. 9.81	Ark.-Pine Bluff (70 for 687 yards).....	2024
10. 9.10	Troy (61 for 592 yards).....	2009

SEASON

1. 7.08	886 for 6,273 yards.....	2010
2. 6.83	886 for 6,051 yards.....	2015
3. 6.66	834 for 5,555 yards.....	2009
4. 6.58	908 for 5,973 yards.....	2024
5. 6.45	883 for 5,695 yards.....	2011
6. 6.37	902 for 5,742 yards.....	2021
7. 6.36	962 for 6,114 yards.....	2022
8. 6.29	841 for 5,292 yards.....	2006
9. 6.24	938 for 5,850 yards.....	2007
10. 6.10	826 for 5,042 yards.....	2012

RUSHING FIRST DOWNS

GAME	First Downs	Year
1. 29	TCU.....	1980
2. 24	at Texas Tech.....	2014
24	Oklahoma State.....	1969
4. 23	North Texas.....	1971
5. 22	Ole Miss.....	2021
22	South Carolina.....	2007
22	at Ole Miss.....	2001
8. 21	Penn State.....	2022
21	Missouri.....	2020
21	Northwestern (La.) State.....	1961
21	at SMU.....	1959

SEASON

1. 183.....	1989
183.....	1987
3. 172.....	1978
4. 167.....	2022
5. 165.....	2007
6. 163.....	2021
7. 157.....	1986
157.....	1985
9. 156.....	1975
10. 153.....	1974

PASSING FIRST DOWNS

GAME	First Downs	Year
1. 24	at Ole Miss.....	2015
2. 22	Ark.-Pine Bluff.....	2024

3. 21	Mississippi State.....	2015
4. 20	Toledo.....	2015
5. 19	Mississippi State.....	2011
19	Texas A&M.....	2011
19	at Auburn.....	2010
19	Louisiana Monroe.....	2010
19	Troy.....	2009
19	Missouri State.....	2009

SEASON

1. 173.....	2010
2. 167.....	2015
3. 166.....	2011
4. 150.....	2024
150.....	2016
6. 147.....	2009
7. 142.....	2012
8. 134.....	2008
9. 126.....	2022
10. 120.....	2014

TOTAL FIRST DOWNS

GAME	Total First Downs	Year
1. 39	at Ole Miss.....	2021
2. 37	at TCU.....	1980
3. 35	at Ole Miss.....	2015
4. 34	Ark.-Pine Bluff.....	2024
34	at BYU.....	2022
34	at Missouri.....	2020
34	New Mexico.....	2011
34	South Florida.....	2002
34	Navy.....	1982
34	at Rice.....	1981
34	Oklahoma State.....	1969

SEASON

1. 314	149 rush, 150 pass, 15 penalty.....	2024
2. 311	167 rush, 126 pass, 18 penalty.....	2022
3. 305	129 rush, 167 pass, 9 penalty.....	2015
4. 291	105 rush, 173 pass, 13 penalty.....	2010
5. 288	116 rush, 150 pass, 22 penalty.....	2016
288	146 rush, 120 pass, 22 penalty.....	2014
7. 286	163 rush, 104 pass, 19 penalty.....	2021
8. 279	93 rush, 166 pass, 20 penalty.....	2011
9. 273	165 rush, 97 pass, 11 penalty.....	2007
273	142 rush, 117 pass, 14 penalty.....	2003



TEAM PUNTS/RETURNS/SCORING RECORDS

TOTAL PUNTS

GAME		
1.	13	Oklahoma State.....1946
2.	12	TCU (442 for 36.8 average).....1959
3.	11	at SMU (506 for 46.0 average).....1965
4.	10	at Auburn (415 for 41.5 average).....2016
10		at Alabama (402 for 40.2 average).....2015
10		at Alabama (358 for 35.8 average).....2009
10		UNLV (434 for 43.4 average).....2001
10		at Texas A&M (379 for 37.9 average).....1987
10		Texas Tech (495 for 49.5 average).....1986
10		at Rice (349 for 34.9 average).....1963
10		Tulsa (301 for 30.1 average).....1961
10		Texas (350 for 35.0 average).....1959
10		at Baylor (330 for 33.0 average).....1955

SEASON

1.	76	40.5 average.....1992
2.	74	36.9 average.....2002
3.	73	37.5 average.....1955
4.	70	36.7 average.....1957
5.	69	40.3 average.....1996
6.	68	37.5 average.....2018
68		42.2 average.....1991
68		36.8 average.....1958
68		37.9 average.....1949
10.	67	42.5 average.....2001
67		41.7 average.....2000
67		38.1 average.....1950

PUNTING YARDS

GAME		
1.	506	SMU (11 punts).....1965
2.	495	Texas Tech (10 punts).....1986
3.	442	TCU (12 punts).....1959
4.	434	UNLV (10 punts).....2001
5.	419	Texas A&M (8 punts).....1976
6.	415	at Auburn (10 punts).....2016
7.	402	at Alabama (10 punts).....2015
8.	401	Houston (8 punts).....1983
9.	389	Alabama (8 punts).....2002
10.	387	at Baylor (9 punts).....1986

SEASON

1.	3,075	76 for 40.5 average.....1992
2.	2,867	68 for 42.2 average.....1991
3.	2,848	67 for 42.5 average.....2001
4.	2,801	65 for 43.1 average.....1976
5.	2,793	67 for 41.7 average.....2000
6.	2,791	64 for 43.6 average.....1983
7.	2,777	69 for 40.3 average.....1996
8.	2,770	59 for 46.9 average.....2023
9.	2,737	73 for 37.5 average.....1955
10.	2,729	74 for 36.9 average.....2002

PUNTING AVERAGE

GAME		
1.	62.0	at BYU (1 punt).....2022
2.	61.0	at Texas (3 punts).....1980
3.	59.0	at Baylor (2 punts).....1988
4.	58.3	Tulsa (3 punts).....2012
5.	57.3	Tennessee (3 punts).....2024
6.	54.0	Texas A&M (1 punt).....1959
7.	53.5	South Carolina (4 punts).....2013
8.	53.0	at Mississippi State (1 punt).....2024
9.	52.8	Alabama (4 punts).....2016
10.	52.5	at TCU (2 punts).....1985

SEASON

1.	46.9	59 for 2,770 yards.....2023
2.	46.2	54 for 2,493 yards.....1986
3.	45.3	53 for 2,400 yards.....2001
4.	45.2	41 for 1,855 yards.....2024
5.	44.9	51 for 2,234 yards.....1984
6.	44.7	54 for 2,416 yards.....2012
7.	44.5	59 for 2,626 yards.....2016
8.	44.3	48 for 2,127 yards.....1977
9.	43.6	64 for 2,791 yards.....1983
10.	43.3	54 for 2,340 yards.....1980

TOTAL PUNT RETURNS

GAME		
1.	9	North Texas (165 yards).....1971
9		Rice (89 yards).....1964
3.	8	Missouri State (188 yards).....2011
8		at Ole Miss (53 yards).....1985
8		at Texas Tech (130 yards).....1979
8		TCU (107 yards).....1967
8		Tulsa (137 yards).....1961
8.	7	Baylor (110 yards).....1970
7		Wichita State (159 yards).....1969
7		TCU (59 yards).....1968
7		Oklahoma State (33 yards).....1967
7		Tulsa (95 yards).....1957

SEASON

1.	45	700 yards.....1950
2.	44	544 yards.....1985
3.	43	319 yards.....1982
43		423 yards.....1957
5.	41	300 yards.....1992
6.	40	305 yards.....1977
7.	37	439 yards.....2002
37		433 yards.....1967
9.	36	247 yards.....1994
36		291 yards.....1979

PUNT RETURN YARDAGE

GAME		
1.	188	Missouri State (8 returns).....2011
2.	165	North Texas (9 returns).....1971
3.	159	Wichita State (7 returns).....1969
4.	144	Ole Miss (4 returns).....2010
5.	141	Ark.-Pine Bluff (5 returns).....2021
6.	137	Tulsa (8 returns).....1961
7.	127	at Kentucky (5 returns).....2003
8.	110	Baylor (7 returns).....1970
9.	107	TCU (8 returns).....1967
10.	105	Missouri State (3 returns).....2022

SEASON

1.	700	45 returns.....1950
2.	544	44 returns.....1985
3.	536	27 returns.....1948
4.	534	32 returns.....1964
5.	463	33 returns.....1962
6.	441	34 returns.....2003
7.	439	37 returns.....2002
8.	433	37 returns.....1967
9.	423	43 returns.....1957
10.	421	26 returns.....1963

PUNT RETURN AVERAGE

SEASON		
1.	19.85	27 for 536 yards.....1948
2.	16.69	32 for 534 yards.....1964
3.	16.19	26 for 421 yards.....1963
4.	15.96	25 for 399 yards.....1955
5.	15.56	45 for 700 yards.....1950
6.	15.55	20 for 311 yards.....2010
7.	15.00	27 for 405 yards.....1966
8.	14.75	28 for 413 yards.....1960
9.	14.03	33 for 463 yards.....1962
10.	13.67	12 for 164 yards.....1954

TOTAL KICKOFF RETURNS

GAME		
1.	10	at Auburn (179 yards).....2010
2.	8	Alabama (184 yards).....2008
8		at LSU (103 yards).....2003
8		Minnesota (128 yards).....2002
8		at Tennessee (161 yards).....2000
8		at Tulsa (222 yards).....1952
7.	7	at Ole Miss (156 yards).....2017
7		at Alabama (129 yards).....2013
7		at Mississippi State (108 yards).....2012
7		LSU (109 yards).....2008
7		Missouri (168 yards).....2007
7		at Tennessee (117 yards).....2007
7		at Georgia (125 yards).....2001
7		Boise State (135 yards).....2000

SEASON

1.	54	1,047 yards.....2010
54		1,283 yards.....2009
3.	53	1,004 yards.....1990
4.	52	1,104 yards.....2008
5.	51	1,125 yards.....2007
6.	45	957 yards.....2017
7.	44	872 yards.....1952
8.	42	974 yards.....2011
42		872 yards.....2002
10.	41	867 yards.....2001
41		688 yards.....1987

KICKOFF RETURN YARDAGE

GAME		
1.	222	at Tulsa (8 returns).....1952
2.	200	Hardin-Simmons (2 returns).....1958
3.	197	Alabama (6 returns).....2002
4.	194	Stanford (6 returns).....1970
5.	184	Alabama (8 returns).....2008
184		Southern California (6 returns).....2005
7.	179	at Auburn (10 returns).....2010
8.	178	South Carolina (4 returns).....2011
9.	168	Missouri (7 returns).....2007
10.	163	Troy (4 returns).....2007

SEASON

1.	1,283	54 returns.....2009
2.	1,125	51 returns.....2007
3.	1,104	52 returns.....2008
4.	1,047	54 returns.....2010
5.	1,004	53 returns.....1990
6.	974	42 returns.....2011
7.	965	33 returns.....2005
8.	957	45 returns.....2017
9.	921	37 returns.....2006
10.	872	42 returns.....2002
872		44 returns.....1952

KICKOFF RETURN AVERAGE

SEASON		
1.	29.20	33 for 965 yards.....2005
2.	25.70	24 for 617 yards.....2014
3.	25.48	29 for 739 yards.....1992
4.	24.89	37 for 921 yards.....2006
5.	24.74	19 for 470 yards.....1962
6.	23.75	54 for 1,283 yards.....2009
7.	23.19	42 for 974 yards.....2011
8.	23.04	23 for 530 yards.....2018
9.	23.00	26 for 598 yards.....1986
10.	22.29	24 for 535 yards.....1980

TOTAL POINTS

GAME		
1.	100	Southwest Missouri State (100-0).....1911
2.	82	Oklahoma Mines (82-0).....1916
3.	73	Nicholls (73-7).....2014
73		Rhodes College (73-0).....1928
5.	72	Ouachita College (72-0).....1908
6.	71	at Kentucky (71-63 70T).....2003
7.	70	Ark.-Pine Bluff (70-0).....2024
8.	66	North Texas (66-7).....2007
9.	65	Drury College (65-6).....1911
10.	64	Northwestern (La.) State (64-0).....1947

SEASON

1.	485	13 games.....2007
2.	478	13 games.....2011
3.	474	13 games.....2010
4.	468	13 games.....2009
5.	467	13 games.....2015
6.	436	13 games.....2003
7.	423	13 games.....2022
8.	415	13 games.....2014
9.	404	14 games.....2006
10.	402	13 games.....2024
402		13 games.....2021
402		11 games.....1970

POINTS PER GAME

SEASON		
1.	37.3	485 in 13 games.....2007
2.	36.8	478 in 13 games.....2011
3.	36.5	474 in 13 games.....2010
36.5		402 in 11 games.....1970
5.	36.0	468 in 13 games.....2009
6.	35.9	467 in 13 games.....2015
7.	33.5	436 in 13 games.....2003
8.	32.6	261 in 8 games.....1916
9.	32.5	423 in 13 games.....2022
32.5		390 in 12 games.....1998

TOTAL TOUCHDOWNS

GAME		
1.	12	Oklahoma Mines.....1916
2.	10	Ark.-Pine Bluff.....2024
10		Nicholls (6 rush, 4 pass).....2014
10		Northwestern (La.) State (9 rush, 1 pass).....1947
5.	9	UT Martin (6 rush, 3 pass).....2015
9		New Mexico St. (5 rush, 3 pass, 1 blk punt).....2004
9		at Kentucky (5 rush, 3 pass, 1 blk punt).....2003
9		North Texas (7 rush, 2 pass).....1971
9.	8	at Mississippi State (5 rush, 3 pass).....2016
8		Troy (3 rush, 5 pass).....2009
8		Eastern Michigan (4 rush, 3 pass, 1 blk punt).....2009
8		North Texas (5 rush, 3 pass).....2007
8		Southeast Missouri St. (5 rush, 3 pass).....2006
8		Pittsburg (Kan.) St. (2 rush, 6 pass).....1936
8		North Texas (7 rush, 1 pass).....1965
8		Wichita State (3 rush, 3 pass, 1 INT ret., 1 punt ret.).....1970

SEASON

1.	622015
62	2007
3.	602010
60	2009
5.	592011
6.	562014
56	2003
8.	552006
9.	542022
53	1970

FIELD GOALS

SEASON		
1.	241988
2.	212011
3.	202021
20	1989
5.	192018
19	1981
19	1979
19	1977
9.	182002
10.	172024
17	2007
17	1998
17	1992

PATS

SEASON		
1.	582015
58	2009
58	2007
4.	562010
5.	552011
6.	522014
7.	502022
50	2006
50	2003
50	1970



TEAM MISCELLANEOUS RECORDS

TOTAL PENALTIES

GAME	Year	Opponent (yards)	Total
1.	17	Air Force (144 yards)	1975
2.	15	Tulsa (120 yards)	1963
	15	Texas Tech (142 yards)	1957
4.	14	Texas A&M (112 yards)	2011
	14	at Georgia (97 yards)	2001
	14	at Texas A&M (100 yards)	1964
7.	13	at Georgia (101 yards)	2021
	13	Rice (117 yards)	2021
	13	Vanderbilt (130 yards)	2010
	13	Texas A&M (108 yards)	2010
	13	at Kentucky (102 yards)	2008
	13	Troy (112 yards)	2002
	13	Utah State (112 yards)	1976
	13	Oklahoma State (155 yards)	1956


TOTAL PENALTY YARDS

GAME	Year	Opponent (yards)	Total
1.	155	Oklahoma State (13)	1956
2.	144	Air Force (17)	1975
3.	142	Texas Tech (15)	1957
4.	132	at TCU (12)	1974
5.	130	Vanderbilt (13)	2010
6.	123	Wisconsin (12)	2006
7.	121	South Carolina (10)	2022
8.	120	Tulsa (15)	1963
9.	119	TCU (12)	1971
10.	117	Rice (13)	2021
	117	at Texas A&M (11)	1974

HOGS BY THE NUMBERS

GAMES PLAYED: 1,332 in 131 seasons
GAMES WON: 747
GAMES LOST: 545
GAMES TIED: 40
FAYETTEVILLE: 326-151-10 (.680)
LITTLE ROCK: 171-68-5 (.711)
DONALD W. REYNOLDS RAZORBACK STADIUM: 208-118-2 (.637)
WAR MEMORIAL STADIUM: 154-61-4 (.712)
AT&T STADIUM: 5-9 (.357)
HOME: 480-224-15 (.678)*
ROAD: 201-258-22 (.441)
NEUTRAL: 42-63-6 (.405)
OVERTIME GAMES: 15-8 (.652)
SEC RECORD: 105-159-2 (.399)
FINAL SOUTHWEST CONFERENCE RECORD: 249-195-16 (.559)
NATIONAL CHAMPIONSHIPS: 1; 1964 (FWAA and Helms Athletic Foundation)
SWC CHAMPIONSHIPS: 13; 1936, 1946, 1954, 1959, 1960, 1961, 1964, 1965, 1968, 1975, 1979, 1988, 1989
SEC WESTERN DIVISION CHAMPIONSHIPS: 4; 1995, 1998, 2002, 2006
LONGEST WINNING STREAK: 22, 1963-65
LONGEST STRING OF GAMES WITHOUT DEFEAT: 22, 1963-65
UNDEFEATED SEASONS: 2; 1909, 1964
UNTIED, UNBEATEN SEASONS: 2; 1909, 1964
UNDEFEATED SWC SEASONS: 4; 1920, 1964, 1965, 1988
UNTIED, UNBEATEN SWC SEASONS: 3; 1964, 1965, 1988
MOST VICTORIES IN ONE SEASON: 11; 1964, 1977, 2011
HIGHEST GAME SCORE BY ARKANSAS: 100 (SMS, 1911)
HIGHEST GAME SCORE BY OPPONENT: 103 (Oklahoma, 1918)
LARGEST VICTORY MARGIN: 100 (100-0, SMS, 1911)
LARGEST DEFEAT MARGIN: 103 (103-0, Oklahoma, 1918)
MOST TEAMS HELD SCORELESS BY ARKANSAS: 6, 1923
FEWEST GAMES PLAYED BY ARKANSAS: 1, 1895
MOST GAMES PLAYED BY ARKANSAS: 14, 2002, 2006
CONSECUTIVE GAMES SCORING STREAK: 188, 1995-2012
CONSECUTIVE PASSES WITHOUT AN INTERCEPTION: 182, Ole Miss-Penn State, 2021
SHUTOUTS: Arkansas has 207 shutouts in 131 seasons

*Arkansas' home record also includes a 6-3-1 mark in games played in Fort Smith, Ark. and a 1-0 mark in games played in Texarkana, Ark.



Behind quarterback **BRANDON ALLEN**, Arkansas set a program record with four 50-point scoring performances in 2015, including a record three in SEC play. In the four games against Auburn (54), UT Martin (63), Ole Miss (53) and Mississippi State (50), Allen went a combined 96-of-138 for 1,346 yards and 18 touchdowns through the air.



TEAM RUSHING DEFENSE RECORDS



THE RAZORBACK DEFENSE moved into the record books following Arkansas' 31-7 Texas Bowl win over Texas in 2014. The Razorbacks allowed just two rushing yards against the Longhorns, the 10th-best performance in school history. The 0.11 yards per rush allowed also cracked the top 10.

RUSHING ATTEMPTS

GAME		
1. 14	New Mexico State (11 yards)	2017
14	Florida (12 yards)	2016
3. 15	at South Carolina (51 yards)	2006
15	South Florida (48 yards)	2002
15	Auburn (91 yards)	1995
6. 16	at LSU (260 yards)	2019
16	at Texas A&M (32 yards)	1966
8. 17	Baylor (89 yards)	1964
17	Missouri School of Mines (32 yards)	1943
10. 18	Texas (2 yards)	2014
18	at Rice (15 yards)	1981
18	North Texas (14 yards)	1965

SEASON

1. 355	(765 yards)	1965
2. 377	(1,294 yards)	1989
3. 382	(907 yards)	1962
4. 388	(997 yards)	1966
5. 390	(1,050 yards)	1998
6. 392	(1,136 yards)	1999
7. 393	(1,198 yards)	1987
8. 394	(1,010 yards)	1988
9. 400	(970 yards)	1964
10. 403	(1,514 yards)	2015
403	(1,879 yards)	2005
403	(1,441 yards)	1986

RUSHING YARDS

GAME		
1. -27	Texas (25 rushes)	1999
2. -25	at Texas Tech (39 rushes)	1981
3. -23	Tulsa (35 rushes)	1973
4. -20	Pittsburg (Kan.) State (42 rushes)	1936
5. -19	Oklahoma State (22 rushes)	1969
6. -15	at Texas A&M (46 rushes)	1970
7. -9	SMU (22 rushes)	1950
8. -5	Wisconsin (28 rushes)	2006
9. -2	Northwestern (La.) State (23 rushes)	1947
10. 2	Texas (18 rushes)	2014

SEASON

1. 756	355 rushes	1965
2. 907	382 rushes	1962
3. 970	400 rushes	1964
4. 997	388 rushes	1966
5. 1,010	394 rushes	1988
6. 1,050	390 rushes	1998
7. 1,064	420 rushes	1982
8. 1,131	342 rushes	1996
9. 1,136	392 rushes	1999
10. 1,145	428 rushes	1961

RUSHING YARDS PER GAME

SEASON		
1. 75.6	756 yards in 10 games	1965
2. 90.7	907 yards in 10 games	1962
3. 91.8	1,010 yards in 11 games	1988
4. 95.5	1,050 yards in 11 games	1998
5. 96.7	1,064 yards in 11 games	1982

6. 97.0	970 yards in 10 games	1964
7. 99.7	997 yards in 10 games	1966
8. 99.8	1,198 yards in 12 games	1987
9. 102.8	1,131 yards in 11 games	1996
10. 103.3	1,136 yards in 11 games	1999

YARDS PER RUSH

GAME		
1. -1.08	Texas, (25 for -27 yards)	1999
2. -0.86	Oklahoma State (22 for -19 yards)	1969
3. -0.66	Tulsa (35 for -23 yards)	1973
4. -0.64	at Texas Tech (39 for -25 yards)	1981
5. -0.48	Pittsburg (Kan.) State (42 for -20 yards)	1936
6. -0.41	SMU (22 for -9 yards)	1950
7. -0.33	Texas A&M (46 for -15 yards)	1970
8. -0.18	Wisconsin (28 for -5 yards)	2006
9. -0.09	Northwestern (La.) State (23 for -2 yards)	1947
10. 0.11	Texas (18 for 2 yards)	2014

SEASON

1. 2.13	355 for 756 yards	1965
2. 2.37	382 for 907 yards	1962
3. 2.43	400 for 970 yards	1964
4. 2.53	420 for 1,064 yards	1982
5. 2.56	394 for 1,010 yards	1988
6. 2.57	388 for 997 yards	1966
7. 2.66	461 for 1,226 yards	1951
8. 2.67	468 for 1,250 yards	1978
9. 2.68	428 for 1,145 yards	1961
10. 2.69	390 for 1,050 yards	1998



TEAM PASSING DEFENSE RECORDS

PASS ATTEMPTS

GAME	DATE	ATTEMPTS	YEAR
1	1	at Rice (1 comp)	1961
2	3	at Texas (1 comp)	1976
3	3	at Texas (1 comp)	1972
4	4	at SMU (0 comp)	1975
5	5	at TCU (3 comp)	1979
5	5	at Texas (3 comp)	1970
5	5	Oklahoma State (0 comp)	1953
8	6	Texas A&M (5 comp)	1976
6	6	at Oklahoma State (3 comp)	1975
6	6	at Texas A&M (3 comp)	1960
6	6	TCU (4 comp)	1955

SEASON

1	121	57 completions	1961
	121	54 completions	1960
3	122	48 completions	1954
4	144	70 completions	1957
	144	73 completions	1953
6	149	58 completions	1955
7	161	72 completions	1948
8	162	61 completions	1950
9	163	79 completions	1947
10	164	84 completions	1959

PASS COMPLETIONS

GAME	DATE	COMPLETIONS	YEAR
1	0	at SMU (4 attempts)	1975
	0	Oklahoma State (5 attempts)	1960
	0	at Texas A&M (8 attempts)	1956
	0	Ole Miss (8 attempts)	1956
	0	Oklahoma State (7 attempts)	1953
	0	at Rice (8 attempts)	1943

SEASON

1	48	122 attempts	1954
2	54	121 attempts	1960
3	57	121 attempts	1961
4	58	149 attempts	1955
5	61	162 attempts	1950
6	70	144 attempts	1957
7	72	161 attempts	1948

8	73	144 attempts	1953
9	75	192 attempts	1974
10	77	166 attempts	1964

COMPLETION PERCENTAGE

SEASON	PERCENTAGE	ATTEMPTS	YEAR
1	.377	61 of 162	1950
2	.389	58 of 149	1955
3	.391	75 of 192	1974
4	.393	48 of 122	1954
5	.415	98 of 236	1949
6	.430	80 of 156	1951
7	.432	98 of 227	1977
8	.441	87 of 197	1975
9	.446	54 of 121	1960
10	.447	72 of 161	1948

PASSING YARDS

GAME	DATE	YARDS	YEAR
1	0	at SMU (0-for-4)	1975
	0	Oklahoma State (0-for-7)	1960
	0	at Texas A&M (0-for-8)	1956
	0	Ole Miss (0-for-8)	1956
	0	Oklahoma State (0-for-5)	1953
	0	Northwestern (La.) State	1947
	0	at Rice (0-for-8)	1943
8	3	Pittsburg (Kan.) State (1-for-14)	1936
9	6	Houston (1-for-13)	1977
	6	at Rice (1-for-1)	1961

SEASON

1	538	48 for 122	1954
2	629	57 for 121	1961
3	641	54 for 121	1960
4	797	58 for 148	1955
5	835	77 for 166	1964
6	839	72 for 161	1948
7	866	79 for 163	1947
8	949	84 for 164	1959
9	958	73 for 144	1953
10	964	87 for 185	1956

PASSING TOUCHDOWNS

SEASON	TOUCHDOWNS	YEAR
1	1	1977
2	2	1973
3	3	1975
	3	1969
	3	1964
	3	1960
	3	1959
8	4	1982
	4	1979
	4	1966

MOST INTERCEPTIONS

GAME	DATE	INTERCEPTIONS	YEAR
1	9	SMU	1970
2	8	at SMU	1951
3	7	at Texas Tech	1968
	7	Rice	1966
5	6	Ole Miss	2020
	6	Mississippi State	2003
	6	at Baylor	1965
	6	at TCU	1964
	6	Tulsa	1963
10	5	FIU	2007
	5	Louisiana Monroe	2006
	5	Wichita State	1970
	5	Texas Tech	1969
	5	Texas	1955
	5	at Rice	1949

INTERCEPTION RETURN YARDS

GAME	DATE	RETURN YARDS	YEAR
1	136	Ole Miss (3 returns)	2014
2	129	at Mississippi State (2 returns)	2006
3	114	Tulsa (6 returns)	1963
4	109	at Texas (2 returns)	1956
5	105	at Auburn (2 returns)	2001
6	101	Western Carolina (2 returns)	2023
7	100	North Texas (2 returns)	2007
8	94	SMU (9 returns)	1970
9	90	at Texas Tech (7 returns)	1968



BROOKS ELLIS was one of four Razorbacks to return an interception for a touchdown in 2016, good for the program's most interceptions returned for touchdowns dating back to at least 1985.



TEAM DEFENSE RECORDS

FEWEST TOTAL PLAYS

GAME		
1. 24	Northwestern (La.) State	1947
2. 39	at Rice	1981
39	at Rice	1961
4. 40	Kentucky	2012
40	Baylor	1964
40	Abilene Christian	1948
7. 41	Tulsa	1961
8. 42	Missouri State	2000
42	at TCU	1964
42	Texas Tech	1959

SEASON

1. 549	428 rush, 121 pass	1961
2. 553	432 rush, 121 pass	1960
3. 566	400 rush, 166 pass	1964
4. 581	382 rush, 199 pass	1962
5. 592	431 rush, 161 pass	1948
6. 610	446 rush, 164 pass	1959
7. 616	421 rush, 195 pass	1963
8. 645	496 rush, 149 pass	1955
9. 646	355 rush, 291 pass	1965
10. 647	461 rush, 186 pass	1951

FEWEST TOTAL YARDS

GAME		
1. -17	Pittsburg (Kan.) State (-20 rushing, 3 passing)	1936
2. -2	Northwestern (La.) State (-2 rushing, 0 passing)	1947
3. 40	Abilene Christian (26 rushing, 14 passing)	1948
4. 59	Texas (2 rushing, 57 passing)	2014
5. 64	Northwestern (La.) State (32 rushing, 32 passing)	1946
6. 65	TCU (28 rushing, 37 passing)	1982
7. 74	Northwestern (La.) State (52 rushing, 22 passing)	1961
8. 77	at Rice (71 rushing, 6 passing)	1961
9. 78	Oklahoma State (-19 rushing, 97 passing)	1969
10. 83	Tulsa (62 rushing, 21 passing)	1961

SEASON

1. 1,774	1,145 rushing, 629 passing	1961
2. 1,805	970 rushing, 835 passing	1964
3. 1,971	1,330 rushing, 641 passing	1960
4. 2,001	907 rushing, 1,094 passing	1962
5. 2,136	1,297 rushing, 839 passing	1948
6. 2,209	1,177 rushing, 1,032 passing	1963
7. 2,417	1,468 rushing, 949 passing	1959
8. 2,418	1,226 rushing, 1,192 passing	1951
9. 2,456	756 rushing, 1,700 passing	1965
10. 2,504	997 rushing, 1,507 passing	1966

FEWEST YARDS PER GAME

SEASON		
1. 177.4	1,774 in 10 games	1961
2. 180.5	1,805 in 10 games	1964
3. 197.1	1,971 in 10 games	1960
4. 200.1	2,001 in 10 games	1962
5. 213.6	2,136 in 10 games	1948
6. 220.9	2,209 in 10 games	1963
7. 241.7	2,417 in 10 games	1959
8. 241.8	2,418 in 10 games	1951
9. 244.1	2,685 in 11 games	1978
10. 245.6	2,456 in 10 games	1965

RUSHING FIRST DOWNS ALLOWED

GAME		
1. 0	Northwestern (La.) State	1947
2. 1	Rice	2021
1	Florida	2016
1	Texas	2014
1	Wisconsin	2006
1	Southeast Missouri State	2006
1	Tulsa	1966
1	Texas A&M	1965
1	at TCU	1964
1	Texas A&M	1963
11. 2	at Oklahoma State	2024
2	New Mexico State	2017
2	Kansas State	2015
2	Louisiana Monroe	2008
2	at Ole Miss	2005
2	at Georgia	2005
2	at Mississippi State	2000
2	Southwest Missouri State	2000
2	TCU	1982
2	North Texas	1965
2	at Baylor	1965
2	Tulsa	1965

SEASON

1. 53	1965
2. 56	1962
3. 60	1964
60	1951
5. 65	1985
6. 66	1988
7. 68	1963
68	1961
68	1948

PASSING FIRST DOWNS ALLOWED

GAME		
1. 0	Chattanooga	2007
0	Tulsa	1981
0	Houston	1977
0	at SMU	1975
0	Rice	1964
0	Oklahoma State	1961
0	Rice	1960
0	Oklahoma State	1960
0	Texas A&M	1956
0	Ole Miss	1956
0	Oklahoma State	1953
0	Northwestern (La.) State	1947
0	Rice	1943

TOTAL FIRST DOWNS ALLOWED

GAME		
1. 0	Northwestern (La.) State	1947
2. 2	TCU	1982
3. 4	at Rice	1981
4. 5	at Texas A&M	1962
5	at Rice	1961
5	at Northwestern (La.) State	1961
5	Tulsa	1961

SEASON

1. 104	60 rush, 38 pass, 6 penalty	1951
2. 106	68 rush, 32 pass, 6 penalty	1961
3. 114	68 rush, 41 pass, 5 penalty	1948
4. 117	60 rush, 43 pass, 14 penalty	1964
5. 121	56 rush, 56 pass, 9 penalty	1962
6. 122	81 rush, 32 pass, 9 penalty	1960
122	86 rush, 28 pass, 8 penalty	1950
8. 129	68 rush, 50 pass, 10 penalty	1963
9. 135	61 rush, 68 pass, 6 penalty	1982
135	N/A rush, 46 pass, N/A penalty	1947

POINTS ALLOWED

GAME	
1. 0	207 times (Most recent: Ark.-Pine Bluff, 2024)

SEASON

1. 61	11 games	1933
2. 64	11 games	1964
3. 69	10 games	1924
4. 73	10 games	1966
5. 76	10 games	1934
6. 87	11 games	1960
87	10 games	1936
8. 88	10 games	1926
9. 89	10 games	1937
10. 92	11 games	1946

MOST SACKS

SEASON		
1. 42	250 yards lost	2022
2. 40	308	1998
3. 39	N/A	1988
4. 37	229	2010
37	262	2006
37	287	1995
7. 33	248	2005
33	249	1994
33	248	1989
33	N/A	1985

MOST TACKLES FOR LOSS

SEASON		
1. 103	491 yards lost	1998
2. 95	378	2010
95	470	2006
4. 91	389	1999
91	393	1978
6. 89	262	2001
7. 87	348	2002
8. 86	373	2007
86	405	2005
10. 85	339	2009
85	247	2003



YEARLY OFFENSIVE STATISTICS

Bowl game statistics not counted from 1947-2001. Bowl game statistics included from 2002-present.

YEAR	G	1ST DN	RUSH ATT	RUSH YDS	RUSH TD	PASS CMP	PASS ATT	PASS YDS	CMP PCT	PASS TD	INT	TOT OFF	TOT PTS	PUNT	PUNT AVG
1947	10	102	-	1,733	-	53	111	818	477	-	-	2,551	191	-	35.8
1948	10	112	441	1,994	25	48	102	784	471	9	10	2,778	227	66	38.4
1949	10	117	473	2,076	19	53	133	649	398	6	18	2,725	167	68	37.9
1950	10	145	487	1,776	18	91	226	1,170	403	5	26	2,946	156	67	38.1
1951	10	144	527	1,842	17	86	210	1,105	410	8	21	2,947	178	64	37.1
1952	10	148	474	1,589	16	91	226	1,228	403	8	22	2,817	166	57	37.2
1953	10	127	366	1,149	8	91	186	1,233	489	9	13	2,382	116	59	37.1
1954	10	120	397	1,585	20	62	118	875	525	8	10	2,460	189	60	39.7
1955	10	117	474	1,854	14	42	89	531	472	4	8	2,385	126	73	37.5
1956	10	137	498	2,343	22	28	78	381	359	2	8	2,724	160	52	37.1
1957	10	146	504	2,046	22	63	112	1,058	563	6	6	3,104	187	70	36.7
1958	10	121	454	1,814	19	46	117	562	393	3	10	2,376	147	68	36.8
1959	10	148	512	2,106	17	45	90	532	500	4	13	2,638	149	53	36.6
1960	10	147	506	1,670	12	53	126	968	421	12	9	2,638	179	58	33.9
1961	10	164	535	2,189	17	49	113	726	434	8	10	2,915	180	49	36.0
1962	10	190	570	2,412	28	81	147	1,158	551	11	7	3,570	286	45	35.2
1963	10	140	464	1,457	19	71	170	980	418	7	10	2,485	179	60	37.4
1964	10	151	517	1,913	23	65	127	826	512	6	8	2,739	221	51	36.1
1965	10	191	515	2,262	34	89	176	1,341	506	10	8	3,603	324	57	40.5
1966	10	156	469	1,677	22	80	159	1,160	503	8	7	3,837	218	53	39.6
1967	10	168	473	1,546	16	116	202	1,589	574	11	14	3,135	200	64	35.1
1968	10	220	518	1,982	30	138	248	1,720	556	13	10	3,702	334	55	39.9
1969	11	237	560	2,122	33	145	272	1,927	533	12	7	4,049	353	52	37.5
1970	11	240	571	2,116	35	160	284	2,448	563	15	15	4,564	402	40	36.5
1971	11	269	582	2,571	32	170	293	2,327	580	11	16	4,898	343	46	34.0
1972	11	216	544	2,033	20	128	273	1,665	469	9	17	3,698	228	62	35.1
1973	11	173	586	2,206	14	82	165	1,029	497	3	13	3,235	124	63	36.7
1974	11	186	674	2,898	31	40	96	619	417	6	5	3,517	285	54	39.4
1975	11	216	659	3,523	33	53	116	837	457	5	9	4,360	305	37	43.0
1976	11	156	585	2,364	22	38	104	666	365	3	8	3,030	220	65	43.1
1977	11	213	604	3,011	30	98	194	1,531	505	13	12	4,542	358	48	44.3
1978	11	241	677	3,119	34	85	157	1,148	541	6	9	4,267	326	55	40.4
1979	11	210	586	2,428	17	122	191	1,563	639	11	9	3,991	275	55	40.8
1980	11	192	592	2,318	20	109	201	1,377	542	7	11	3,695	238	54	43.3
1981	11	225	597	2,553	20	132	249	1,664	530	11	13	4,217	298	64	38.7
1982	11	236	644	2,348	22	116	249	1,837	566	11	16	4,185	275	61	41.0
1983	11	199	518	1,506	13	141	260	1,844	442	9	9	3,350	204	64	43.6
1984	11	210	640	2,420	20	117	211	1,686	555	11	15	4,106	253	51	43.8
1985	11	209	685	2,922	29	61	120	1,118	508	7	4	4,040	305	54	42.6
1986	11	221	668	2,721	30	78	130	1,226	600	7	2	3,947	303	54	46.2
1987	12	240	753	3,196	31	72	126	940	571	3	7	4,136	283	60	39.3
1988	11	226	631	2,714	31	90	180	1,566	500	5	5	4,280	346	53	41.6
1989	11	261	680	3,456	34	91	164	1,470	555	7	11	4,926	358	38	37.1
1990	11	234	553	2,112	14	124	245	1,958	506	18	10	4,070	263	60	36.5
1991	11	176	538	2,029	6	83	201	1,016	413	8	12	3,045	160	68	42.2
1992	11	145	415	1,131	7	148	302	1,528	490	6	12	2,659	172	76	40.5
1993	11	200	498	2,123	14	114	233	1,354	489	6	10	3,477	165	56	37.7
1994	11	197	513	1,866	12	132	249	1,796	530	14	10	3,662	212	56	39.1
1995	12	224	546	1,855	20	183	300	2,206	610	12	11	4,061	274	59	39.6
1996	11	193	486	1,695	15	127	263	1,572	483	6	15	3,267	174	69	40.3
1997	11	168	344	622	7	177	370	2,381	478	12	15	3,003	181	71	41.3
1998	11	223	431	1,665	18	170	321	2,668	530	26	8	4,333	359	50	38.1
1999	11	201	363	1,491	16	204	371	2,576	550	21	13	4,067	326	51	39.3
2000	11	198	425	1,653	18	178	352	1,916	506	14	15	3,569	264	67	41.7
2001	11	198	494	1,950	23	133	268	1,613	496	10	11	3,563	291	67	42.5
2002	14	255	643	3,065	22	148	299	1,885	495	18	13	4,950	370	74	36.9
2003	13	273	626	3,145	34	167	304	2,462	549	20	9	5,607	436	54	39.3
2004	11	216	467	2,061	22	162	286	2,316	566	19	13	4,377	328	54	37.8
2005	11	208	481	2,386	19	150	280	1,581	536	13	12	3,967	283	50	41.8
2006	14	250	539	3,199	26	154	302	2,093	510	23	18	5,292	404	63	36.9
2007	13	273	625	3,725	33	179	313	2,125	572	24	11	5,850	485	61	40.0
2008	12	232	378	1,362	13	253	443	3,115	571	19	18	4,477	263	58	42.6
2009	13	254	395	1,713	23	247	439	3,842	563	32	9	5,555	468	65	37.8
2010	13	291	421	1,935	22	301	465	4,338	647	36	15	6,273	474	54	41.8
2011	13	279	412	1,786	25	299	471	3,909	635	26	7	5,695	478	53	45.3
2012	12	253	367	1,424	12	272	459	3,618	593	23	16	5,042	282	54	44.7
2013	12	222	474	2,504	14	150	301	1,783	498	15	11	4,286	248	53	44.5
2014	13	288	557	2,834	31	199	359	2,444	554	21	6	5,278	415	59	40.1
2015	13	305	512	2,565	31	246	374	3,486	658	31	8	6,051	467	44	40.3
2016	13	288	517	2,135	21	247	406	3,434	608	26	15	5,569	394	59	44.5
2017	12	238	462	2,016	24	192	340	2,465	565	18	9	4,481	345	59	38.6
2018	12	219	440	1,721	11	202	370	2,307	546	17	18	4,028	260	68	37.5
2019	12	219	376	1,766	14	202	407	2,315	496	14	15	4,081	257	59	39.3
2020	10	207	394	1,513	11	183	284	2,402	644	20	6	3,915	257	62	42.1
2021	13	286	588	2,961	26	205	314	2,781	653	22	5	5,742	402	61	41.8
2022	13	311	605	3,075	27	231	357	3,039	647	26	7	6,114	423	63	39.6
2023	12	208	472	1,668	9	207	323	2,250	641	22	8	3,918	319	59	46.9
2024	13	314	494	2,402	34	255	414	3,571	616	16	9	5,973	402	41	45.2

Bold indicates all-time best



YEARLY DEFENSIVE STATISTICS

Bowl game statistics not counted from 1947-2001. Bowl game statistics included from 2002-present.

YEAR	G	1ST DN	RUSH ATT	RUSH YDS	RUSH TD	PASS CMP	PASS ATT	PASS YDS	CMP PCT	PASS TD	INT	TOT OFF	TOT PTS	PUNT	PUNT AVG
1947	10	135	-	1,709	-	79	163	866	.485	-	-	2,575	145	-	37.1
1948	10	114	431	1,297	-	72	161	839	.447	-	15	2,136	136	71	35.6
1949	10	152	452	1,541	-	98	236	1,407	.415	-	32	2,948	175	66	35.7
1950	10	122	491	1,886	-	61	162	1,068	.377	-	13	2,954	163	82	37.7
1951	10	104	461	1,226	-	80	186	1,192	.430	-	13	2,418	162	80	37.1
1952	10	196	604	2,131	-	96	209	1,599	.459	-	13	3,730	282	43	34.7
1953	10	156	526	2,102	-	73	144	958	.507	-	9	3,060	161	53	34.6
1954	10	156	544	2,260	-	48	122	538	.393	-	17	2,798	90	43	33.8
1955	10	145	496	1,785	-	58	149	797	.389	-	18	2,582	115	58	37.9
1956	10	171	544	2,066	-	87	185	964	.470	-	14	3,030	155	47	36.6
1957	10	153	535	1,880	-	70	144	976	.486	-	8	2,856	134	69	38.9
1958	10	167	487	1,836	-	103	210	1,147	.490	-	12	2,983	150	49	36.3
1959	10	139	446	1,468	10	84	164	949	.512	3	10	2,417	94	56	34.7
1960	10	122	432	1,330	7	54	121	641	.446	3	12	1,971	80	52	38.8
1961	10	106	428	1,145	7	57	121	629	.471	5	10	1,774	87	68	35.5
1962	10	121	382	907	9	95	199	1,094	.477	5	11	2,001	88	60	37.8
1963	10	129	421	1,177	7	89	195	1,032	.456	6	15	2,209	96	63	37.0
1964	10	117	400	970	5	77	166	835	.464	3	15	1,805	57	69	37.1
1965	10	148	355	756	8	154	291	1,700	.529	5	24	2,456	104	61	38.2
1966	10	150	388	997	6	138	288	1,507	.479	4	23	2,504	73	63	39.3
1967	10	160	472	1,415	14	117	230	1,346	.509	6	15	2,761	149	74	38.1
1968	10	204	430	1,380	10	175	312	2,093	.561	16	20	3,473	187	51	38.5
1969	10	151	408	1,202	-	138	297	1,553	.465	3	13	2,755	76	-	38.4
1970	11	170	503	1,353	14	131	278	1,585	.471	5	32	2,938	144	67	37.0
1971	11	140	479	1,419	7	112	239	1,334	.469	11	24	2,753	155	86	37.4
1972	11	176	580	2,344	23	90	197	1,270	.457	5	15	3,614	227	70	37.2
1973	11	177	570	2,208	18	103	190	1,315	.542	2	10	3,523	184	63	37.4
1974	11	169	554	2,024	11	75	192	1,082	.391	5	9	3,106	164	61	39.3
1975	11	190	604	2,086	11	87	197	1,131	.442	3	10	3,217	113	65	38.8
1976	11	186	536	1,719	12	119	224	1,562	.531	11	16	3,281	204	66	41.3
1977	11	165	539	1,741	10	98	227	984	.432	1	17	2,725	95	81	40.7
1978	11	156	468	1,250	10	116	238	1,435	.487	8	11	2,685	137	82	41.9
1979	11	183	519	2,162	7	103	220	1,280	.468	4	13	3,442	108	63	42.8
1980	11	192	556	2,195	22	106	219	1,407	.484	7	7	3,602	221	71	36.8
1981	11	175	467	1,429	11	145	282	1,793	.514	10	17	3,312	188	71	41.7
1982	11	135	420	1,064	8	126	270	1,670	.467	4	14	2,734	115	83	41.9
1983	11	187	510	2,033	15	124	238	1,706	.521	7	13	3,739	172	59	41.1
1984	11	156	417	1,616	8	150	294	1,883	.510	6	15	3,219	138	65	39.8
1985	11	169	425	1,278	2	158	319	1,983	.495	10	20	3,261	129	65	41.5
1986	11	179	403	1,441	10	171	321	1,790	.533	6	22	3,231	142	53	43.3
1987	12	208	393	1,198	9	230	425	2,677	.541	13	22	3,875	199	61	38.2
1988	11	179	394	1,010	12	203	340	2,230	.597	9	21	3,240	173	66	40.2
1989	11	206	377	1,294	8	198	347	2,395	.571	14	15	3,689	199	55	40.0
1990	11	254	475	1,996	17	190	286	2,430	.664	23	6	4,426	360	45	40.9
1991	11	217	467	1,833	16	182	317	2,175	.574	5	17	4,008	179	53	37.2
1992	11	199	495	1,905	14	160	275	1,720	.582	7	17	3,625	209	66	38.9
1993	11	223	463	1,853	13	171	302	2,072	.566	7	13	3,925	208	48	39.1
1994	11	185	442	1,634	14	153	282	1,929	.543	10	6	3,563	213	68	38.6
1995	12	236	424	1,251	15	225	392	2,659	.554	16	16	3,910	263	61	38.8
1996	11	194	379	1,131	12	186	336	2,505	.574	21	11	3,636	267	64	41.7
1997	11	210	419	1,449	12	190	348	2,419	.546	21	9	3,868	284	59	38.2
1998	11	191	390	1,050	6	193	368	2,320	.524	14	17	3,370	182	65	42.5
1999	11	187	392	1,109	14	180	340	2,218	.529	12	12	3,354	208	66	42.2
2000	11	175	412	1,530	15	143	302	1,683	.474	14	10	3,213	258	75	37.5
2001	11	208	420	1,615	13	193	357	2,502	.541	19	17	4,117	269	60	39.7
2002	14	267	504	1,590	11	267	483	3,283	.553	17	19	4,873	277	69	38.8
2003	13	249	505	2,041	14	213	399	2,431	.534	17	17	4,472	305	66	39.2
2004	11	209	435	1,983	15	172	287	2,386	.599	18	6	4,369	270	57	40.0
2005	11	202	403	1,458	13	171	336	2,303	.509	20	12	3,761	271	63	40.2
2006	14	243	461	1,604	10	215	433	2,591	.497	20	16	4,195	256	82	38.3
2007	13	271	503	2,083	18	220	484	2,670	.455	21	20	4,753	345	82	38.2
2008	12	229	461	2,049	20	185	347	2,453	.533	22	11	4,502	374	51	41.8
2009	13	267	501	1,985	15	239	404	3,230	.592	22	13	5,215	326	63	39.4
2010	13	236	522	2,114	21	187	340	2,409	.550	13	11	4,523	304	72	42.1
2011	13	244	505	2,179	21	232	407	2,538	.570	12	12	4,717	289	84	40.0
2012	12	257	440	1,489	21	262	419	3,430	.625	24	6	4,919	365	62	40.9
2013	12	266	458	2,141	21	231	356	2,820	.649	25	8	4,961	369	48	41.9
2014	13	225	429	1,490	11	217	392	2,714	.550	33	12	4,204	250	66	42.8
2015	13	261	403	1,514	25	280	436	3,577	.642	18	11	5,091	356	52	41.8
2016	13	224	452	2,986	39	218	370	2,875	.589	12	10	5,546	404	61	42.5
2017	12	257	469	2,353	28	205	346	2,906	.592	23	8	5,259	434	46	40.0
2018	12	259	480	2,014	25	220	347	2,944	.634	22	5	4,958	417	52	43.8
2019	12	271	486	2,658	29	227	341	2,750	.666	25	6	5,408	442	44	44.5
2020	10	255	416	1,921	21	254	383	2,596	.663	18	13	4,517	349	42	44.0
2021	13	250	495	1,980	16	227	389	2,784	.584	16	14	4,764	298	67	43.5
2022	13	295	487	2,216	26	275	449	3,831	.613	24	9	6,047	389	57	42.2
2023	12	226	437	1,853	13	192	318	2,433	.605	23	12	4,286	335	60	43.0
2024	13	259	463	1,679	15	259	418	3,210	.620	22	10	4,889	325	61	39.5

Bold indicates all-time best



NCAA/SEC/SWC INDIVIDUAL LEADERS

NCAA RECORDS

PASSING

YEAR	PLAYER	CL.	G	ATT	COMP	INT	PCT	YDS	TD
1939	Kay Eakin	Sr.	10	193	78	18	.404	962	5

INTERCEPTION RETURNS

YEAR	PLAYER	CL.	NO.	YDS	AVG
1949	Jim Rinehart	So.	10	106	10.6

RECEIVING

YEAR	PLAYER	CL.	G	REC	YDS	TD
1937	Jim Benton	Sr.	10	47	754	7

PUNTING

YEAR	PLAYER	CL.	G	NO.	YDS	AVG
1986	Greg Horne	Sr.	11	49	2,313	47.2
1980	Steve Cox	Sr.	11	47	2,186	46.5
1943	Harold Cox	Fr.	8	37	1,518	41.0

FIELD GOALS

YEAR	PLAYER	CL.	G	FG	FGA	PCT
1988	Kendall Trainor	Sr.	11	24	27	.889
1981	Bruce Lahay	Sr.	11	19	24	.792
1979	Ish Ordonez	Jr.	11	18	22	.818

PUNT RETURNS

YEAR	PLAYER	CL.	NO.	YDS	AVG
1964	Ken Hatfield	Sr.	31	518	16.7
1963	Ken Hatfield	Jr.	21	350	16.7
1961	Lance Alworth	Sr.	28	336	12.0
1960	Lance Alworth	Jr.	18	307	17.1

SEC LEADERS

RUSHING YARDS PER GAME

2007	Darren McFadden	140.8
2006	Darren McFadden	117.6
2003	Cedric Cobbs	110.0

PASSING YARDS PER GAME

2012	Tyler Wilson	307.9
2011	Tyler Wilson	279.8
2010	Ryan Mallett	297.6
2009	Ryan Mallett	278.8

RECEIVING YARDS

2024	Andrew Armstrong	1,140
------	------------------	-------

RECEPTIONS

2024	Andrew Armstrong	78
------	------------------	----

RECEIVING YARDS PER GAME

2024	Andrew Armstrong	103.6
2012	Cobi Hamilton	111.2
2011	Jarius Wright	93.1

RECEPTIONS PER GAME

2024	Andrew Armstrong	7.1
2012	Cobi Hamilton	7.5

YARDS PER RECEPTION

1998	Anthony Lucas	23.35
------	---------------	-------

TOTAL OFFENSE PER GAME

2011	Tyler Wilson	279.6
2009	Ryan Mallett	276.5

YARDS FROM SCRIMMAGE PER GAME

2022	Raheim Sanders	131.8
------	----------------	-------

ALL-PURPOSE YARDS PER GAME

2008	Michael Smith	141.4
2007	Darren McFadden	177.7
2006	Darren McFadden	147.0

FIELD GOALS PER GAME

1998	Todd Latourette	1.70
------	-----------------	------

PAT KICK PERCENTAGE

2024	K. Ramsey, M. Shipley	100.0
2023	Cam Little	100.0
2022	Cam Little	100.0
2021	Cam Little	100.0
2012	Zach Hocker	100.0
2010	Zach Hocker	100.0

SCORING

2006	Darren McFadden	98
------	-----------------	----

PUNTING AVERAGE

2011	Dylan Breeding	45.28
------	----------------	-------

PUNT RETURN AVERAGE

2011	Joe Adams	16.9
------	-----------	------

KICK RETURN AVERAGE

2018	De'Vion Warren	28.5
2007	Felix Jones	29.6
2005	Felix Jones	31.9

TOTAL TACKLES

2020	Grant Morgan	111
2018	De'Jon Harris	118
2014	Martrell Spaight	128

TACKLES FOR LOSS

1995	Steven Conley	23.0
------	---------------	------

SACKS

2011	Jake Bequette	10
2006	Jamaal Anderson	10
1995	Steven Conley	14

FORCED FUMBLES PER GAME

2011	Jake Bequette	0.5
------	---------------	-----

TOTAL INTERCEPTIONS

2021	Montaric Brown	5
2005	Vickiel Vaughn	4
1998	Zac Painter	5

PASSES BROKEN UP

2014	Jared Collins	13
2007	Michael Grant	20

SWC LEADERS

RUSHING YARDS

1976	Ben Cowins	1,162
1972	Dickey Morton	1,188
1969	Bill Burnett	900
1965	Bobby Burnett	947
1962	Billy Moore	585
1945	John Hoffman	587

RUSHING YARDS PER CARRY

1976	Ben Cowins	6.3
1969	Bill Burnett	4.3
1965	Bobby Burnett	4.1
1962	Billy Moore	4.5

PASS ATTEMPTS

1971	Joe Ferguson	271
1953	Lamar McHan	150
1939	Kay Eakin	193

PASS COMPLETIONS

1971	Joe Ferguson	160
1953	Lamar McHan	78
1939	Kay Eakin	78

PASSING YARDS

1971	Joe Ferguson	2,203
1953	Lamar McHan	1,107
1937	Dwight Sloan	1,074
1935	Jack Robbins	1,219

TOUCHDOWN PASSES

1971	Joe Ferguson	11
1953	Lamar McHan	8

COMPLETION PERCENTAGE

1988	Quinn Grovey	.633
1986	Greg Thomas	.615
1980	Tom Jones	.560
1979	Kevin Scanlon	.662
1971	Joe Ferguson	.590
1953	Lamar McHan	.520
1937	Dwight Sloan	.476
1935	Jack Robbins	.625

TOTAL OFFENSIVE PLAYS

1953	Lamar McHan	293
1939	Kay Eakin	312

TOTAL OFFENSE YARDS

1979	Kevin Scanlon	1,460
1971	Joe Ferguson	2,242
1953	Lamar McHan	1,516
1939	Kay Eakin	1,344

RECEPTIONS

1984	James Shibest	51
1971	Mike Reppond	56
1953	Floyd Sagely	30
1937	Jim Benton	47
1929	Wear Schoonover	33

ALL-PURPOSE YARDS (RUSH/REC ONLY)

1975	Jerry Eckwood	115.0*
1973	Dickey Morton	1,326
1972	Dickey Morton	1,274
1969	Bill Burnett	947
1961	Lance Alworth	836

SCORING

1987	James Rouse	102
1979	Ish Ordonez	80
1978	Ish Ordonez	78
1969	Bill Burnett	120
1968	Bill Burnett	96
1967	David Dickey	96
1962	Billy Moore	84
1931	Homer Ledbetter	42
1928	Bevo Beavers	84

TOUCHDOWNS

1969	Bill Burnett	20
1968	Bill Burnett	16
1967	David Dickey	16
1962	Billy Moore	14
1957	Gerald Nesbitt	7

PAT CONVERSIONS MADE

1971	Bill McClard	35
1960	Mickey Cissel	21

PUNTING AVERAGE

Year	Player	Avg
1986	Greg Horne	47.2
1980	Steve Cox	46.5
1979	Steve Cox	43.8
1975	Tommy Cheyne	43.0
1955	Gerald Nesbitt	46.9
1953	Lamar McHan	40.2
1943	Harold Cox	41.0
1939	Kay Eakin	38.3
1938	Kay Eakin	41.1
1937	Jack Robbins	39.4

PUNT RETURN YARDS

1984	Bobby Joe Edmonds	294
1966	Martine Bercher	375
1965	Jack Brasuell	285
1964	Ken Hatfield	518
1963	Ken Hatfield	350
1962	Ken Hatfield	267
1961	Lance Alworth	366
1960	Lance Alworth	307
1955	Don Horton	173
1953	Lamar McHan	233

KICKOFF RETURN YARDS

1982	Derek Holloway	217*
1980	Derek Holloway	407
1961	Lance Alworth	300
1960	Lance Alworth	328
1946	Clyde Scott	170
1945	Alton Baldwin	242
1944	Alton Baldwin	286

INTERCEPTIONS

1988	Patrick Williams	6
1971	Louis Campbell	7
1970	David Hogue	6
1966	Gary Adams	7
1956	Gerald Nesbitt	4
1955	Don Christian	4
1954	George Walker	6

* based on per-game average



SEC/SWC TEAM LEADERS

TOTAL OFFENSE

SWC YEAR	GAMES	RUSH YARDS	PASS YARDS	TOTAL YARDS	AVG./GAME
1971	11	2,571	2,327	4,898	445.3
1965	10	2,262	1,341	3,603	360.3
1962	10	2,412	1,158	3,570	357.0
1937	10	NA	NA	2,823	282.3

SEC YEAR	GAMES	RUSH YARDS	PASS YARDS	TOTAL YARDS	AVG./GAME
2011	13	1,786	2,909	5,695	438.1

RUSHING OFFENSE

SWC YEAR	GAMES	ATTEMPTS	RUSH YARDS	AVG./GAME
1989	11	680	3,456	314.2
1986	11	668	2,721	247.4
1985	11	685	2,922	265.6
1975	11	659	3,523	320.3
1965	10	515	2,262	226.2
1962	10	570	2,412	241.2

SEC YEAR	GAMES	ATTEMPTS	RUSH YARDS	AVG./GAME
2021	13	588	2,961	227.8
2007	13	625	3,725	286.5
2006	14	539	3,199	228.5
2005	11	481	2,386	216.9
2003	13	626	3,145	241.9
2002	14	643	3,065	218.9

PASSING OFFENSE

SWC YEAR	GAMES	ATTEMPTS	COMPLETIONS	PASS YARDS	AVG./GAME
1971	11	293	170	2,327	211.5
1970	11	286	160	2,448	222.5
1937	10	NA	NA	1,850	185.0

SEC YEAR	GAMES	ATTEMPTS	COMPLETIONS	PASS YARDS	AVG./GAME
2011	13	471	299	3,909	300.7
2010	13	465	301	4,338	333.7
2009	13	403	225	3,624	278.8

SCORING OFFENSE

SWC YEAR	GAMES	TOTAL POINTS	AVG./GAME
1971	11	343	31.2
1966	10	218	21.8
1965	10	324	32.4
1964	10	221	22.1
1962	10	286	28.6
1960	10	179	17.9
1957	10	187	18.7
1937	10	NA	18.6
1933	10	NA	20.6
1928	9	NA	27.9

SEC YEAR	GAMES	TOTAL POINTS	AVG./GAME
2011	13	478	36.8
2009	13	468	36.0

THIRD DOWN DEFENSE

SEC YEAR	GAMES	CONV	ATT	PCT
2010	13	62	185	33.5

RED ZONE OFFENSE

SEC YEAR	GAMES	RED ZONE	PCT.	TDSRUSH TD/PASS TD	FGM-FGA	
2010	13	44-49	898	34	17/17	10-10
2009*	13	47-49	959	35	19/16	12-14
2004	11	35-40	875	32	20/12	3-5

TURNOVER MARGIN

SEC YEAR	GAMES	GAINED			LOST			MARG	PER/G
		FUM	INT	TOT	FUM	INT	TOT		
2003	13	16	17	33	13	9	22	+11	0.85
2002	14	17	19	36	6	13	19	+17	1.21

KICKOFF RETURNS

SEC YEAR	GAMES	RET	YARDS	TDS	AVG.
2005*	11	33	965	1	29.2

TOTAL DEFENSE

SWC YEAR	GAMES	RUSH YARDS	PASS YARDS	TOTAL YARDS	AVG./GAME
1984	11	1,336	1,883	3,219	292.6
1982	11	1,064	1,670	2,734	248.5
1971	11	1,419	1,334	2,753	250.3
1970	11	1,353	1,585	2,938	267.1
1967	10	1,415	1,346	2,761	276.1
1966	10	997	1,507	2,504	250.4
1964	10	970	835	1,805	180.5
1962	10	907	1,094	2,001	200.1
1960	10	1,330	641	1,971	197.1

SEC YEAR	GAMES	RUSH YARDS	PASS YARDS	TOTAL YARDS	AVG./GAME
2000	11	1,530	1,683	3,213	292.1

RUSHING DEFENSE

SWC YEAR	GAMES	ATTEMPTS	RUSH YARDS	AVG./GAME
1988	11	394	1,010	91.8
1987	12	393	1,198	99.8
1985	11	425	1,278	116.2
1982	11	420	1,064	96.7
1971	11	479	1,419	129.0
1968	10	430	1,380	138.0
1966	10	388	997	99.7
1965	10	355	756	75.6
1962	10	382	907	90.7
1951	10	461	1,226	122.6

SEC YEAR	GAMES	ATTEMPTS	RUSH YARDS	AVG./GAME
1995	12	424	1,251	104.3

PASSING DEFENSE

SWC YEAR	GAMES	ATTEMPTS	COMPLETIONS	PASS YARDS	AVG./GAME
1977	11	227	98	984	89.5
1961	10	121	57	629	62.9
1954	10	122	48	538	53.8

SEC YEAR	GAMES	ATTEMPTS	COMPLETIONS	PASS YARDS	AVG./GAME
2000	11	302	143	1,683	153.0

SACKS

SEC YEAR	GAMES	SACKS	YARDS
2022	13	42	250

SCORING DEFENSE

SWC YEAR	GAMES	TOTAL POINTS	AVG./GAME
1988	11	173	15.7
1986	11	142	12.9
1985	11	129	11.7
1984	11	138	12.5
1982	11	115	10.5
1977	11	95	8.6
1969	10	76	7.6
1966	10	73	7.3
1965	10	104	10.4
1964*	10	57	5.7
1954	10	90	9.0

PUNTING

SEC YEAR	GAMES	PUNTS	YARDS	AVG./PUNT
2012	12	54	2416	44.7

PUNT RETURNS

SEC YEAR	GAMES	RET	YARDS	TDS	AVG.
2010	13	20	311	1	15.6

PAT KICKING

SEC YEAR	GAMES	MADE	ATT	PCT
2012	12	33	33	100.0

*NCAA Leader



ATTENDANCE & OPPONENT RECORDS

ATTENDANCE RECORDS

ALL GAMES

Any Game	107,262 at Tennessee, Nov. 11, 2000
Regular Season Game	107,262 at Tennessee, Nov. 11, 2000
Season Total	926,552 in 13 games, 2009; 900,982 in 13 games, 2015; 889,335 in 13 games, 2022

HOME GAMES

Any Game (Fayetteville)	76,808 vs. Alabama, 2010 (DWRRS)
Any Game (Little Rock)	55,912 vs. Alabama, 1992 (WMS)
Season Total (Fayetteville)	512,087 in 2022 (7 games)
Season Total (Little Rock)	221,686 in 1979 (4 games)
Season Total (Both)	554,621 in 2006 (8 games)
Season Average (Fayetteville)	73,895 in 2006
Season Average (Little Rock)	55,757 in 2010
Season Average (Both)	69,581 in 2016

DONALD W. REYNOLDS RAZORBACK STADIUM TOP 10 CROWDS

RK	OPP	DATE	ATTEND.
1.	Alabama	Sept. 25, 2010	76,808
2.	Tennessee	Nov. 11, 2006	76,728
3.	USC	Sept. 2, 2006	76,564
4.	LSU	Oct. 19, 2024	75,893
5.	Texas	Sept. 11, 2004	75,671
6.	Alabama	Oct. 1, 2022	75,579
7.	Tennessee	Oct. 5, 2024	75,573
8.	Alabama	Oct. 8, 2016	75,459
9.	LSU	Nov. 12, 2016	75,156
10.	UAB	Sept. 14, 2024	75,021

WAR MEMORIAL STADIUM TOP 10 CROWDS

RK	OPP	DATE	ATTEND.
1.	Alabama	Sept. 19, 1992	55,912
2.	Texas	Oct. 20, 1979	55,838
3.	LSU	Nov. 24, 2006	55,833
4.	LSU	Nov. 27, 1998	55,831
5.	LSU	Nov. 26, 2004	55,829
6.	North Texas	Sept. 20, 2003	55,825
7.	Oklahoma State	Sept. 20, 1980	55,822
8.	South Florida	Sept. 14, 2002	55,817
9.	Oklahoma State	Sept. 22, 1979	55,812
10.	LSU	Nov. 27, 2010	55,808

ON THE ROAD TOP 10 CROWDS

RK	OPP	DATE	ATTEND.
1.	Tennessee	Nov. 11, 2000	107,262
2.	Tennessee	Nov. 14, 1998	106,365
3.	Tennessee	Oct. 5, 2002	105,688
4.	Tennessee	Nov. 10, 2007	104,459
5.	Tennessee	Nov. 16, 1996	103,158
6.	Alabama	Oct. 14, 2017	101,821
	Alabama	Oct. 10, 2015	101,821
	Alabama	Oct. 19, 2013	101,821
	Alabama	Sept. 24, 2011	101,821
9.	LSU	Nov. 14, 2015	101,699
10.	Tennessee	Oct. 3, 2015	101,265

YEARLY ATTENDANCE

YEAR	FAYETTEVILLE	LITTLE ROCK	TOTALS
1944	(3) 10,820	(1) 110,43	21,863
1945	(3) 26,908	(1) 13,878	40,786
1946	(4) 35,175	(1) 16,624	51,799
1947	(3) 41,976	(1) 13,934	55,910
1948	(3) 43,440	(4) 96,092	139,532
1949	(3) 45,213	(3) 65,129	110,342
1950	(3) 41,970	(3) 67,017	108,987
1951	(3) 49,563	(3) 54,334	103,897
1952	(3) 38,563	(3) 64,327	102,890
1953	(3) 41,155	(3) 62,231	103,386
1954	(3) 55,189	(2) 70,454	125,643
1955	(3) 60,597	(3) 92,882	153,479
1956	(3) 57,806	(3) 96,127	153,933
1957	(3) 68,482	(3) 92,230	160,712
1958	(3) 71,412	(3) 98,040	169,452
1959	(3) 73,327	(3) 109,997	183,324
1960	(3) 87,200	(3) 120,420	207,620
1961	(3) 82,500	(3) 114,000	196,500
1962	(3) 92,800	(3) 114,200	207,000
1963	(3) 83,230	(4) 163,700	246,930
1964	(3) 92,150	(3) 118,640	210,790

OPPONENT RECORDS

INDIVIDUAL OFFENSE

Rushing Attempts	41, twice, Tyler Badie, Missouri, 2021; Travis Stephens, Tennessee, 2001
Rushing Yards	281, Tony Temple, Missouri, 2007
Rushing TDs	4, four times, last - Nick Fitzgerald, Mississippi State, 2016
Pass Attempts	67, Kolton Browning, Louisiana Monroe, 2012; Tim Couch, Kentucky, 1998
Pass Completions	47, Tim Couch, Kentucky, 1998
Passing Yards	559, Bryce Young, Alabama, 2021
Completion Percentage	.895 (17-19), Jason Campbell, Auburn, 2004
Interceptions Thrown	8, Gary Carter, SMU, 1970
TD Passes	7, David Klingler, Houston, 1990
Receptions	17, Willie Gosha, Auburn, 1995
Receiving Yards	254, Jordan Watkins, Ole Miss, 2024
Yards Per Catch	37.8 (4-15), Edward Pope, Texas A&M, 2014
TD Receptions	5, Jordan Watkins, Ole Miss, 2024
Total Offensive Plays	83, Kolton Browning, Louisiana Monroe, 2012
Total Offensive Yards	565 (21 rushing, 544 passing), Jalon Daniels, Kansas, 2022
Total Punts	14, Eddie Hare, Tulsa, 1978
Punting Yards	578, Eddie Hare, Tulsa, 1978
Punting Average	56.8 (5-284), Ryan Stonehouse, Colorado State, 2018
Punt Returns	8, Robert Dunn (58 yards), Auburn, 2007
Punt Return Yards	125, Marquis Maze, Alabama, 2011
Interceptions	4, Jack Boring, Texas A&M, 1952
Interception Return Yards	114, Minkah Fitzpatrick (3 interceptions), Alabama, 2016
Kickoff Returns	9, Johnny Sears (200 yards), Eastern Michigan, 2009
Kickoff Return Yards	225, Chris Gulliver (8 returns), South Carolina, 2007
Touchdowns Responsible For	7, David Klingler, Houston, 1990
Points Responsible For	42, David Klingler, Houston, 1990
Extra Points Made	9, Alex Walls, Tennessee, 2000
Field Goals Attempted	7, Abby Daigle, Oklahoma State, 1974
Field Goals Made	5, Dan Nystrom, Minnesota, 2002; Brian Hazelwood, Mississippi State, 1998; Jeff Ward, Texas, 1985
Longest Rushing Play	97, John Avery, Ole Miss, 1997
Longest Passing Play	99, Gino Torretta to Horace Copeland, Miami, 1991
Longest Punt Return	92, Tyrann Mathieu, LSU, 2011; Fred Jacob, Rice, 1942
Longest Kickoff Return	100, Jashaun Corbin, Texas A&M, 2018; Christian Kirk, Texas A&M, 2017; Marlon McClure, UTEP, 2010; Deuce McAllister, Ole Miss, 1999; Arthur Washington, SMU, 1974; Anthony Davis, Southern Cal, 1974
Longest Punt	88, Larry Isbell, Baylor, 1950
Longest Field Goal	58, Russell Erxleben, Texas, 1977

TEAM OFFENSE

First Downs	37, Missouri, 2020
First Downs Rushing	26, Texas, 1970
First Downs Passing	25, Kansas, 2022
Rushing Attempts	90, Texas, 1970
Rushing Yards	543, Auburn, 2016
Pass Attempts	68, Louisiana Monroe, 2012
Pass Completions	47, Kentucky, 1998
Passing Yards	562, Ole Miss, 2024
TD Passes	7, Ole Miss, 2024; Houston, 1990
Total Offense Plays	103, Louisiana Monroe, 2012; Kentucky, 2003 (701)
Total Offense Yards	736, Southern California, 2005
Total Punts	14, Tulsa, 1978
Punt Yards	578, Tulsa, 1978
Fewest Punts	0, Alabama, 2018; Northwestern (La.) State, 1947
Punt Returns	8, Auburn (58 yards), 2007
Punt Return Yards	125, Alabama, 2011
Kickoff Returns	11, North Texas (215 yards), 2007
Kickoff Return Yards	271, UTEP (10 returns), 2010
Total Points	103, Oklahoma, 1918
Extra Points Made	10, Southern California, 2005
Field Goals Attempted	7, Oklahoma State, 1974
Field Goals Made	5, Minnesota, 2002; Mississippi State, 1998; Texas, 1985

TEAM DEFENSE

Fewest Arkansas First Downs	3, vs. Baylor, 1958
Fewest Arkansas First Downs Rushing	0, vs. Florida, 1997
Fewest Arkansas First Downs Passing	0, 14 times (Last time vs. SMU, 1991)
Fewest Arkansas Rushing Attempts	19, vs. LSU, 2024; vs. LSU, 2018; vs. Rutgers, 2012; at Alabama, 2011
Fewest Arkansas Net Rushing Yards	56, vs. Florida, 1997
Fewest Arkansas Passes Attempted	0, vs. Oklahoma State, 1976
Fewest Arkansas Passes Completed	0, Five times (Last time vs. Texas A&M, 1991)
Most Arkansas Passes Intercepted	8, vs. SMU, 1951
Most Interception Return Yards	132, vs. Tennessee (3 interceptions), 2007
Fewest Arkansas Yards Passing	11, vs. USC, 1974
Fewest Arkansas Total Offensive Plays	26, vs. Texas, 1947
Fewest Arkansas Total Offensive Yards	42, vs. UCLA, 1988 (21 rush, 21 pass)

YEAR	FAYETTEVILLE	LITTLE ROCK	TOTALS
1965	(3) 115,350	(4) 178,500	293,850
1966	(3) 122,900	(3) 135,050	257,950
1967	(3) 121,953	(4) 187,634	309,587
1968	(3) 126,958	(3) 148,221	275,179
1969	(3) 131,355	(4) 170,717	302,072
1970	(3) 123,000	(4) 194,000	317,000
1971	(4) 163,977	(4) 217,244	381,221
1972	(3) 120,015	(4) 209,102	329,117
1973	(3) 120,439	(4) 179,542	299,981
1974	(3) 120,500	(4) 200,309	320,809
1975	(3) 118,460	(4) 201,575	320,035
1976	(3) 121,657	(4) 194,462	316,119
1977	(3) 131,611	(4) 214,991	346,602
1978	(3) 135,284	(3) 164,266	299,550
1979	(3) 132,345	(4) 221,686	354,031
1980	(3) 122,047	(4) 214,874	336,921
1981	(3) 129,991	(3) 163,710	293,701
1982	(3) 132,486	(4) 217,904	350,390
1983	(3) 131,102	(4) 193,160	324,262
1984	(3) 123,908	(4) 219,568	343,476
1985	(2) 104,856	(4) 218,640	323,496
1986	(4) 191,880	(3) 165,248	357,128
1987	(3) 132,734	(3) 137,412	270,146
1988	(3) 138,066	(4) 205,390	343,456
1989	(3) 156,366	(3) 150,464	306,830
1990	(3) 146,650	(4) 199,842	346,492
1991	(3) 131,420	(4) 191,578	322,998
1992	(3) 118,001	(3) 150,505	268,506
1993	(3) 125,946	(3) 155,928	281,874
1994	(3) 139,757	(3) 149,419	289,176
1995	(3) 144,116	(3) 162,835	306,951
1996	(3) 139,549	(4) 172,313	311,862
1997	(3) 127,020	(3) 153,704	280,724
1998	(3) 148,440	(3) 167,157	315,597
1999	(3) 155,844	(3) 165,996	321,840
2000	(4) 203,238	(3) 152,214	355,452
2001	(5) 319,207	(2) 105,727	424,934
2002	(5) 331,832	(3) 154,184	486,016
2003	(5) 333,677	(2) 111,442	445,119
2004	(5) 353,446	(1) 55,829	409,275
2005	(4) 272,149	(2) 109,921	382,070
2006	(6) 443,368	(2) 111,253	554,621
2007	(6) 418,239	(2) 110,021	528,260
2008	(5) 357,113	(2) 110,373	467,486
2009	(5) 344,577	(2) 111,206	455,783
2010	(5) 357,783	(2) 111,513	469,296
2011	(5) 360,566	(2) 108,367	468,933
2012	(6) 420,943	(2) 108,467	529,410
2013	(5) 338,618	(2) 92,556	431,174
2014	(6) 399,124	(1) 54,959	454,083
2015	(6) 421,688	(1) 49,591	471,279
2016	(6) 440,079	(1) 46,988	487,067
2017	(6) 406,514	(1) 36,055	442,569
2018	(6) 367,748	(1) 51,438	419,186
2019	(6) 322,556	(1) 33,961	356,517
2020	(5) 82,500	(0) N/A	82,500
2021	(6) 414,415	(1) 42,576	456,991
2022	(7) 512,087	(0) N/A	512,087
2023	(6) 412,821	(1) 44,397	457,218
2024	(6) 440,351	(1) 40,127	480,478
TOTAL	14,920,098	9,981,410	24,901,508



MEDIA INFORMATION

ARKANSAS COMMUNICATIONS

The Arkansas Communications Office appreciates your interest in Razorback football and strives to assist you in your coverage. A list of our staff members, our address and telephone numbers are below.

OFFICE: (479) 575-2751

FAX: (479) 575-7481

FAYETTEVILLE PRESS BOX: (479) 575-6622

LITTLE ROCK PRESS BOX: (501) 663-0514

MAILING ADDRESS:

Arkansas Communications
P.O. Box 7777
Fayetteville, AR 72701

OVERNIGHT/PHYSICAL ADDRESS:

University of Arkansas
Arkansas Communications
350 N Razorback Road
Fayetteville, AR 72701

FOOTBALL CONTACTS



KYLE PARKINSON

Associate AD/Communications
Cell: (479) 387-4753
Office: (479) 575-2751
Email: kparkin@uark.edu
Twitter: @TheOtherKP



OLIVER GRIGG

Associate Communications Director
Cell: (479) 502-6577
Office: (479) 575-2751
Email: ogrigg@uark.edu
Twitter: @Oliver_Grigg



HUNTER CORNELIUSSEN

Assistant Communications Director
Office: (479) 575-2751
Email: hc068@uark.edu
Twitter: @HunterCor

COMMUNICATIONS STAFF




MIKE CAWOOD
Associate Director



EMILY POLGLAZE
Assistant Director




SHAWN PRICE
Assistant Director



FULLER BIRCH
Student Assistant



LUCAS CLIFTON
Student Assistant



JACKSON LEICHTNER
Student Assistant

INTERVIEWS

Interviews with our coaches and student-athletes are encouraged, but we require all interview arrangements be made via the Arkansas Communications Office. University of Arkansas football student-athletes are generally available for interviews during a game week. All student-athlete and assistant coach interview requests must be made at least one day in advance to allow time to facilitate the notification process. Telephone interviews can be arranged, but student-athletes' telephone numbers will not be provided and student-athletes are instructed to direct all interview requests to the Arkansas Communications Office. Student housing, the training room, the weight room and locker rooms are off-limits to members of the media.

DAILY PRACTICE

Please consult with the Arkansas Communications Office for practice information regarding times, days and accessibility. Prior to or following select practice sessions, select members of the football program will be available for group interviews with the media. All media members, including video and still photographers, from accredited media outlets wishing to shoot practices are asked to consult with the Arkansas Communications Office for current guidelines prior to arrival at the practice field.

WEEKLY PRESS CONFERENCE OPPORTUNITIES

Please consult the Arkansas Communications Office for the schedule of weekly press opportunities for Coach Pittman and student-athletes.

SEC WEEKLY COACHES' TELECONFERENCE

In conjunction with the Southeastern Conference, head coach Sam Pittman will participate each week in

the league's Zoom meeting of football coaches. The Zoom meetings will be conducted each Wednesday from Aug. 28 to Nov. 20 from 10 a.m. CT to 12:40 p.m. CT. Accredited media members only may access meeting and participate in the question-and-answer session with an individual coach or all SEC coaches. For more information and the teleconference number, contact the SEC Media Relations Office at (205) 458-3000.

10:00 a.m. Brian Kelly, LSU
10:10 a.m. Kirby Smart, Georgia
10:20 a.m. Billy Napier, Florida
10:30 a.m. Brent Venables, Oklahoma
10:40 a.m. Sam Pittman, Arkansas
10:50 a.m. Josh Heupel, Tennessee
11:00 a.m. Kalen DeBoer, Alabama
11:10 a.m. Shane Beamer, South Carolina
11:20 a.m. Eliah Drinkwitz, Missouri
11:30 a.m. Mike Elko, Texas A&M
11:40 a.m. Mark Stoops, Kentucky
11:50 a.m. Jeff Leiby, Mississippi State
Noon Lane Kiffin, Ole Miss
12:10 p.m. Hugh Freeze, Auburn
12:20 p.m. Clark Lea, Vanderbilt
12:30 p.m. Steve Sarkisian, Texas

ARKANSAS FTP SITE

An FTP site is available for members of the media. For more information concerning the FTP site, contact Michelle Glover (mglglover@uark.edu).

GAME CREDENTIAL REQUEST

All requests for media and/or photo credentials must be online at SportsSystems.com/Arkansas. Requests should be made at least 10 days in advance.

Credentials must be requested and will be granted on a game-by-game basis only. No multi-game or full season credentials will be issued.

Please see media credentialing guidelines online at SportsSystems.com/Arkansas. Space limitations prevent accommodation of weekly media representatives.

Only fully accredited personnel directly involved in the coverage of the game will be admitted. Credentials are non-transferable. The Arkansas Communications Office reserves the right to revoke any credential: (1) used by an individual other than the one for whom it was granted; (2) any individual who refuses to comply with press box and/or photographic area guidelines; (3) any individual who is not an accredited member of the media; (4) any individual under the age of 16.

Credentials will not be mailed. They may be picked up beginning three hours prior to kickoff at the media will call station at the base of the elevator at both Donald W. Reynolds Razorback Stadium in Fayetteville and War Memorial Stadium in Little Rock. Photo identification is required when picking up credentials.

GAMEDAY PARKING

Limited parking is available in Fayetteville and Little Rock for media members. Those media members needing parking should make the request at least two weeks in advance to allow time for mailing.

LIVE STATS

Live in-game stats will be provided for the media at RazorbackStats.com.

WIRELESS INTERNET

The Arkansas press box does have wireless access. Information for accessing the network is available in the press box.

RAZORBACK SPORTS PROPERTIES



The University of Arkansas Athletic Department and Learfield are in their 16th year of a powerful partnership that created Arkansas Sports Properties. As the multimedia rights-holder, Arkansas Sports Properties (ASP) is responsible for the corporate marketing and advertising for all 19 sports.

Along with corporate branding through the Razorbacks, ASP also creates new programming and publications for Razorback fans. This statewide radio network covers all of Arkansas.

The official radio and television shows of Razorback football continue to grow in attendance and viewership. The radio show is held weekly at the Catfish Hole and airs live on the Razorback Sports Network as well as Hogs+. The official television show is aired statewide on Sunday nights and streams on Hogs+ throughout the week during football season.

CHUCK BARRETT PLAY-BY-PLAY

Barrett is entering his 33rd season broadcasting Arkansas sports and his 19th season as the football play-by-play announcer. The 2025 season marks his 31st year on the football broadcast crew, including spending 14 years as the executive producer. Prior to taking over play-by-play responsibilities for the 2007 season, his duties included hosting the pregame show, halftime and scoreboard shows as well as the football version of the Razorback Report. He was the long time voice of Arkansas baseball, serving as the play-by-play man from 1992 to 2014. Barrett now serves as the Voice of the Razorbacks for football and men's basketball, having picked up men's basketball play-by-play duties prior to the 2010-11 season. He has been recognized by the National Sportswriters and Sportscasters Hall of Fame as the Arkansas Sportscaster of the Year three times (2007, 2008, 2009) and was inducted into the Arkansas Sportscasters and Sports Writers Hall of Fame in June of 2023.



QUINN GROVEY ANALYST

Grovey is entering his 28th overall season on the network, including his ninth as the analyst. The former Hog quarterback previously served as co-host of the pregame and postgame shows and the network's sideline reporter. A three-year starter for the Razorbacks, Grovey led Arkansas to Southwest Conference titles in 1988 and 1989, and was named to the program's 1980s All-Century team.



GENO BELL, CHUCK BARRETT, QUINN GROVEY.

GENO BELL CO-HOST & SIDELINE

Bell enters his ninth season on the broadcast team as a sideline reporter, taking over the role from Grovey. Bell was a four-year letterwinner on the defensive line for the Razorbacks from 1993-95. He totaled 185 tackles (including 28 for loss), 11 sacks, four pass breakups and three fumble recoveries. Following his collegiate career, Bell played in the NFL with the New York Jets and the Cleveland Browns. He returned to Arkansas after his playing career and is the Vice President of the Consolidation Division at the worldwide headquarters of Walmart in Bentonville.



RICK SCHAEFFER CO-HOST

Schaeffer is entering his 32nd year with Razorback football. He was the analyst for 10 seasons and is now a co-host for the pregame, halftime and postgame shows. Schaeffer worked in the Arkansas Sports Information Department for 24 years, 21 of those serving as director. Schaeffer is the co-host of Drive Time Sports on 103.7 The Buzz.



PHIL ELSON CO-HOST

Phil Elson enters his fifth season as a co-host for the pregame, halftime and postgame shows. He also serves as the play-by-play announcer for the Arkansas baseball program. Elson has 20-plus years of professional baseball broadcasting experience, including 14 seasons as the Director of Broadcasting and Media Relations for the Arkansas Travelers, the former Double-A affiliate of the Los Angeles Angels.



2025 AFFILIATES

CITY	STATION	FREQ
Batesville	KBTA-AM	1340
Batesville	KWOZ-FM	103.3
Camden	KAMD-FM	97.1
Crossett	KAGH-FM	104.9
Crossett	KAGH-AM	800
Dardanelle	KYEL-FM	105.5
DeQueen	KDQN-FM	92.1
DeWitt	KDEW-FM	97.3
El Dorado	KMRX-FM	96.1
Fayetteville	KAKS-FM	99.5
Fayetteville	KQSM-FM	92.1
Forrest City	KBFC-FM	93.5
Forrest City	KWYN-FM	100.1
Fort Smith	KERX-FM	95.3
Hot Springs/Mena	KTTG-FM	96.3
Jonesboro	KEGI-FM	100.5
Joplin, Mo.	KHST-FM	101.7
Little Rock	KABZ-FM	103.7
Magnolia	KZHE-FM	100.5
Marshall	KBCN-FM	104.3
Monett, Mo.	KKBL-FM	95.9
Monticello	KGPO-FM	99.9
Mountain Home	KOMT-FM	93.5
Ozark	KDYN-FM	92.7
Ozark	KDYN-AM	1540
Texarkana	KTFS-FM	105.9
Texarkana	KTFS-AM	940
Tulsa, Okla.	KYAL-FM	99.9
Tulsa, Okla.	KYAL-AM	1550
Wynne	KWYN-FM	92.5
Wynne	KWYN-FM	95.5



VICE CHANCELLOR AND DIRECTOR OF ATHLETICS HUNTER YURACHEK

Guided by the program's mission of building Champions and Razorbacks for Life, vice chancellor and director of athletics Hunter Yurachek has helped lead the University of Arkansas' Department of Intercollegiate Athletics to unprecedented success on and off the field.



Since being introduced as the vice chancellor and director of athletics on Dec. 4, 2017, Yurachek has worked tirelessly to foster athletics success in all 19 sports, restore the tradition of a storied program and enhance the student-athlete experience for 465 student-athletes. Thanks to the dedicated efforts of Razorback student-athletes, coaches, administrators, Razorback Foundation members and fans, results are being realized on and off the field.

Now in his eighth full year at the University of Arkansas, Yurachek has firmly positioned the Razorbacks as one of the nation's elite intercollegiate athletics programs having finished in the Top 20 of the Learfield Directors' Cup each of the last five years. His leadership has helped build one of the nation's best all-sports programs while attracting premier coaches, including Naismith Basketball Hall of Fame Men's Basketball Coach John Calipari, to Fayetteville.

Arkansas has more than made its mark in the most competitive conference in the nation, winning 39 Southeastern Conference Championships in the past seven years, including 31 conference titles in the past five years alone. Both marks lead all SEC programs and the Razorbacks' 39 titles are more than seven other league programs combined in that same timeframe.

The Razorbacks made it five years in a row in the Top 20 of the Learfield Directors' Cup in 2024-25, finishing 11th overall and fifth among SEC schools to extend the program's record streak to five straight years. In addition to the most recent Top 20 finish, Arkansas finished No. 18 in 2023-24, No. 13 in 2022-23, No. 7 in 2021-22 and No. 8 in 2020-21.

Six Arkansas teams made deep runs in the NCAA postseason with men's basketball reaching the Sweet 16 for the fourth time in five years in Coach Calipari's first season. Powered by individual NCAA champion Maria Jose Marin, the women's golf program advanced to match play for the first time in program history. Baseball and softball hosted NCAA Regional and Super Regional rounds with Dave Van Horn leading the baseball team back to the College World Series for the eighth time in his legendary tenure before finishing ranked No. 3 in the season's final poll. The soccer program once again hosted in the NCAA postseason, making a return trip to the Sweet 16 for the third time in four years. Gymnastics advanced to a NCAA Regional final before coming up just short of a return trip to NCAA Championships.

The Hogs claimed three SEC titles with the men's cross country team securing their fourth SEC crown in five years. The men's and women's track programs delivered SEC titles with the men claiming their fifth-consecutive outdoor trophy and the women winning the program's 13th straight SEC Indoor Track & Field championship.

An incredible nine Arkansas student-athletes were named the player of the year in their respective sports during the year, including baseball's Golden Spikes Award winner Wehiwa Aloy, softball's National Player of the Year Bri Ellis and women's track's National Indoor Track Athlete of the Year Isabella Whittaker.

Arkansas student-athletes are also excelling in the classroom. In 2024-25, Arkansas student-athletes recorded the highest GPA on record with a 3.32 and marked the department's 32nd consecutive semester with at least a 3.0 GPA. Of the 19 programs, 18 posted a 3.0 cumulative GPA or better. A total of 102 Razorback student-athletes earned their degrees with the program once again achieving a 100% Razorback Graduation Rate, which is based on student-athletes who complete their athletics eligibility and earn their degree.

The Razorbacks tallied two NCAA championships in 2023-24, recorded nine Top 10 national finishes and won five Southeastern Conference championships in the 2023-24 athletics season.



Arkansas finished in the Top 10 at every men's and women's cross country and track and field NCAA championship contested in 2023-24 and recorded a program best Elite Eight finish in volleyball.

In February 2024, Yurachek was appointed to the prestigious College Football Playoff Committee, where he will serve for the next three seasons. He has also previously served as a member of the NCAA Football Oversight Committee and the Football Competition Committee. Yurachek has also served on the SEC Executive Committee, which approves the annual operating budget and oversees all financial and fiscal affairs of the conference.

Yurachek was selected as a 2021-22 Football Bowl Subdivision Cushman & Wakefield Athletics Director of the Year by his peers. He was also a finalist for the Sports Business Journal 2022 Athletics Director of the Year.

Yurachek's leadership is also making a difference within Arkansas, the SEC and throughout intercollegiate athletics. In 2020, Arkansas Governor Asa Hutchinson named Yurachek to the Governor's Economic Recovery Task Force, to help guide state reopening in the wake of COVID-19. Yurachek was honored as the Arkansas Press Association Headliner of the Year in 2021 and was named the inaugural Celebrate Arkansas Influencer of the Year in 2022.

In 2022-23, the Razorbacks recorded a third-consecutive Top 15 finish with a No. 13 finish. Arkansas finished first among programs with 19 or fewer sports. The Razorbacks captured two NCAA Championships (MITK, WITK), earned 13 Top 25 finishes and six Top 10 national finishes. Seventeen of 19 programs were ranked in the top 25, with eight breaking into the top 10. The Hogs won a bowl game for the second-straight year, advanced to the NCAA Men's Basketball Tournament's Sweet Sixteen for the third-consecutive year and won the program's first match in the NCAA Volleyball Tournament in 18 years. Arkansas won five SEC Championships (BA, MITK, WITK, MOTK, WOTK).

Academically, Razorback student-athletes combined for a 3.20 cumulative GPA and 166 student-athletes earned academic personal bests. A total of 72 Razorback student-athletes graduated and another 12 earned graduate certificates.

In the 2021-22 academic year, Arkansas recorded the most successful year in the program's history, finishing seventh in the Learfield Directors' Cup. The Razorbacks finished first among programs with 19 or fewer teams. Arkansas captured two NCAA team championships (women's indoor and outdoor track & field), four SEC team championships (women's cross country, women's indoor and outdoor track & field, men's golf) and four SEC team runner-up finishes (soccer, men's cross country, men's indoor track & field and women's basketball). In 2018-19, Arkansas finished No. 23 in the Learfield IMG College Directors' Cup, including finishing first among programs with 19 or fewer teams. Arkansas captured two NCAA team championships (women's indoor and outdoor track & field), four SEC team championships (women's cross country, women's indoor and outdoor track & field, men's golf) and four SEC team runner-up finishes (soccer, men's cross country, men's indoor track & field and women's basketball).

In the classroom, Razorback student-athletes earned a then program-record 3.27 GPA and a total of 97 Razorback student-athletes earned their degrees and added their names to Senior Walk in the 2021-22 academic year.

In 2020-21, Razorback Athletics earned a then program-best eighth place finish in the 2020-21 Learfield Directors' Cup. Arkansas' previous best finish, prior to 2020-21, was 14th in the competition that tracks the nation's most successful intercollegiate athletics programs.

The Razorbacks won another NCAA title (Women's Indoor Track & Field), earned eight Top 10 NCAA finishes and a remarkable 10 Southeastern Conference regular season and tournament championships, including SEC triple crown sweeps in both men's and women's cross country & track and field, a second-straight soccer regular season crown, the program's first softball regular season title and a baseball regular season and tournament championship. Arkansas' championship total led the league and doubled the next closest SEC program.

Meanwhile, Razorback student-athletes combined for a 3.25 GPA and 104 student-athletes graduated from the University of Arkansas. A multi-million-dollar renovation of the Randal Tyson Track Center was completed, while brand new facilities, including the \$27 million J.B. and Johnelle Hunt Family Baseball Development Center and the \$15 million Frank O'Mara Track and Field High Performance Center were constructed.

Even in an abbreviated 2019-20 competition schedule, Razorback Athletics built an impressive resume, including winning its first NCAA championship in women's cross country and its first SEC title in soccer. In addition, the Razorbacks earned SEC championships in women's cross country and men's and women's indoor track and field. Razorback student-athletes followed suit in the classroom, earning a 3.24 cumulative GPA with 107 student-athletes adding their names to Senior Walk as University of Arkansas graduates.

Razorback Athletics was also at the forefront of several key initiatives in 2019-20. In October, Nolan Richardson Court was dedicated at Bud Walton Arena. The Eddie Sutton Men's Basketball Practice gymnasium was created at the Basketball Performance Center.

In 2018-19, Arkansas finished No. 23 in the Learfield IMG College Directors' Cup, including finishing first among programs with 19 or fewer teams. Arkansas captured two NCAA team championships (women's indoor and outdoor track & field), four SEC team championships (women's cross country, women's indoor and outdoor track & field, men's golf) and four SEC team runner-up finishes (soccer, men's cross country, men's indoor track & field and women's basketball).

In addition, the Razorback Baseball team won a share of the SEC Western Division title and advanced to its second straight College World Series. A total of 14 programs were nationally ranked during



VICE CHANCELLOR AND DIRECTOR OF ATHLETICS HUNTER YURACHEK

2018-19, including five in the top 10. Arkansas had four NCAA individual and 22 SEC individual champions.

Razorback student-athletes continued to achieve at a high level in the classroom, posting a cumulative GPA of 3.24. The program graduated 98% of student-athletes who exhausted their athletic eligibility.

In 2018-19, Arkansas hosted its first NCAA Men's and Women's Golf Championships at Blessings Golf Club. In addition, Arkansas was home to the 2019 SEC Indoor and Outdoor Track & Field Championships as well as both an NCAA Baseball Regional and Super Regional at Baum-Walker Stadium.

Yurachek launched several initiatives to further engage Arkansas and Razorback fans around the world. In August 2018, as part of the One Razorback campaign, the inaugural One Hog Call event was held in Fayetteville, Little Rock and around the globe. Razorback fans from more than 16 countries and 40 states participated in a simultaneous Hog Call.

Yurachek's first full year in Fayetteville saw tremendous success. Arkansas tied a program record with a No. 16 finish in the 2017-18 Learfield Sports Directors Cup, and first in the nation among schools with 19 or fewer sports.

In 2017-18, Arkansas captured four SEC championships (men's and women's cross country, women's indoor track, women's golf), including the school's first SEC crown in women's golf. The Razorbacks earned three Top 5 national finishes including national championship runner-up finishes at the 2018 NCAA Women's Indoor Track and Field Championships and the 2018 College World Series. Four Arkansas student-athletes earned individual national championships.

In the 2018 spring semester, Razorback student-athletes earned a record-tying 3.25 GPA and 282 student-athletes secured a spot on the department honor roll. Nearly 125 Razorback student-athletes added their name to Senior Walk as graduates of the University of Arkansas.

Yurachek came to Arkansas from the University of Houston where he served as the vice president for athletics. Prior to Houston, Yurachek served as Director of Athletics at Coastal Carolina University, where Coastal won 29 Big South Conference championships. Yurachek was named Under Armour FCS Athletic Director of the Year in 2014. He has also worked at the University of Akron, the University of Virginia, Western Carolina University, Vanderbilt University and Wake Forest University.

In Yurachek's first two years at Houston, the Cougars' sport programs eclipsed 225 points in the Learfield Directors' Cup in back-to-back years for the first time in department history, securing Top 3 finishes in The American Athletic Conference both years. Houston's programs combined for a league-leading five American Conference team championships and 22 American Conference individual titles.

The success was not limited to the field of play, however, as UH student-athletes placed 96 and 109 student-athletes on the Dean's List in the fall and spring semesters, respectively. Houston student-athletes combined for the highest spring GPA (2.95), highest cumulative GPA following a spring semester (2.93) and the highest average hours passed in a spring semester (14.1) in department history.

The 2016-17 year also saw the continuation of an aggressive facilities plan as construction began on the \$60 million renovation of the Fertitta Center, the football indoor practice facility and a baseball player development center and clubhouse with more than \$85 million of projects all privately funded.

In his first year in the role, Houston recorded its highest finish in the Learfield Directors' Cup since 1999-2000 and its second-highest finish in school history with 296.5 points to finish 73rd nationally. The 2015-16 academic year saw the Houston Football program capture The American Athletic Conference Championship and a Chick-fil-A Peach Bowl win over Florida State, the Houston Men's Track & Field program win The American Indoor and Outdoor Championships and the Houston Women's Golf program claim an American Championship in only its second year with a full team. In addition, the Men's

Basketball program returned to the NCAA postseason for the 29th time in program history and the Men's Golf program advanced to the NCAA Championships for the third straight year.

All of the athletic achievements occurred while UH student-athletes recorded the second-best fall GPA, 2.91, and second-best spring GPA, 2.87, in athletic department history while placing a record 88 student-athletes on the University's Dean's Honor List in the spring.

Yurachek led the Houston Athletics fundraising charge with a record amount \$5.2 million in private donations to the Athletics general scholarship fund in the 2014-15 fiscal year. Focused on improving the student-athlete experience, Yurachek also led a department that unveiled the completed Guy V. Lewis Development Center for the Houston Men's and Women's Basketball programs, Carolyn and Ron Yokubaitis Field at Carl Lewis International Track & Field Complex, one of the nation's largest collegiate baseball video boards, a renovated Houston Football locker room and a short game facility for the Houston Men's and Women's Golf programs.

Named by Chancellor Dr. Renu Khator as Chair for a campus-wide steering committee established to oversee the grand opening events for the \$128 million TDECU Stadium, Yurachek assisted in the cultivation, solicitation and securing of a 10-year, \$15 million-naming rights agreement for TDECU Stadium with the per year value ranking in the top ten nationally for collegiate venue naming rights agreements.

Yurachek was instrumental in the national search and hiring of football and men and women's basketball head coaches (Tom Herman, Kelvin Sampson, Ronald Hughey) while overseeing the development and implementation of a \$500,000 remodeling project to the men and women's basketball locker rooms.

He served as liaison with an architectural design firm on the plans for the \$25-million Guy V. Lewis Development Center as well as overseeing the development and implementation of a \$500,000 facility enhancement to the Athletics/Alumni Center, including the addition of Cougar Cafe, a student-athlete nutrition center.

Yurachek came to Houston after serving four years as Director of Athletics at Coastal Carolina University where he oversaw a department featuring 18 men's and women's NCAA Division I sport programs. A testament of his vision, Yurachek was named the 2014 Under Armour FCS Athletic Director of the Year in May of 2014.

Under Yurachek's leadership, the Chanticleers won a total of 29 Big South Championships (both regular season and tournament championships), made 30 NCAA appearances and finished a program-best 79th in the 2012-13 Learfield Director's Cup.



During Yurachek's time of leadership, Coastal hosted an NCAA Baseball Regional; NCAA Baseball Super Regional; NCAA Division I Football championship contests in 2010 and '13; and NCAA Men's Soccer Championship matches in 2011, '12 and '13, as well as winning a competitive bid to host the VisitMyrtleBeach.com Men's and Women's Big South Basketball Championships in 2013, 2014 and 2015, sponsored by the Myrtle Beach Area Chamber of Commerce.

Coastal Carolina student-athletes posted a 3.028 grade point average (GPA) for the fall 2013 semester and saw its overall GPA rise from 3.053 to 3.108. Of the 434 student-athletes, 253 - or 58.3 percent - posted a GPA between 4.0 and 3.0, including 28 who earned President's List (4.0 GPA for the semester) and an additional 117 who earned Dean's List recognition.

In addition, during Yurachek's tenure Coastal Carolina student-athletes earned:

- 363 All-Big South honors
- 31 All-Big South Player of the Year honors along with 13 Big South Freshman of the Year honors
- 28 All-America honors
- 11 Big South Scholar-Athlete of the Year honors in their respective sports
- 5 Academic All-America honors
- 4 national postgraduate scholarships
- 3 Big South Conference Christenberry Awards for Academic Excellence

With all the success, the Coastal Carolina department operated within a balanced budget during Yurachek's tenure, thanks to his zero-budget initiative and the unprecedented revenues generated since his arrival with his restructuring of the external relations department. In his first year, the department revenue was at \$560,000, including \$316,000 in ticket sales and sponsorships at \$250,000. After the 2012-13 year, revenue came in at \$1.4 million, thanks to \$549,000 in ticket sales and \$600,000 in sponsorships.

Since 2010, the Department of Athletics added women's lacrosse; launched Champions for Life, a life skills enhancement program for student-athletes; signed a five-year \$1.1 million contract with an athletic apparel provider; established the Letterwinners Association; successfully completed NCAA Cycle 3 Recertification; and has been featured on the front page of the sports section of USA Today with the headline reading "Coastal Carolina Piles up Sports Success."

Also, during Yurachek's tenure, several major projects that supported intercollegiate athletics totaling more than \$250 million were included in the University's ongoing capital improvements across the campus.

Prior to his appointment at Coastal Carolina University, Yurachek was executive senior associate athletics director at the University of Akron. He led and managed the Zips' external relations unit, which included marketing and promotions, media relations, ticket operations, development (Z-Fund), video operations and merchandising. In addition, he was the sport administrator for men's basketball, men's golf and women's golf and worked closely with the football program.

Yurachek has also held various athletics administration leadership positions at the University of Virginia, Western Carolina University, Vanderbilt University and Wake Forest University.

He earned his bachelor's degree in business management at Guilford College in 1990, where he was a four-year letter winner in basketball. He earned his master's degree in sports administration from the University of Richmond in 1994.

Born in Richmond, Va., and raised in Charlotte, N.C., Yurachek, and his wife Jennifer have three sons: Ryan, Jake and Brooks. Ryan, a former Marshall University football student-athlete, is the tight ends coach at Appalachian State. He and his wife Morgan reside in Boone, N.C. with their son Trace. Jake is a University of Arkansas graduate and former Razorback football student-athlete and now works within intercollegiate athletics at SMU. Brooks is a redshirt sophomore linebacker at Appalachian State.



DONALD W. REYNOLDS RAZORBACK STADIUM



Donald W. Reynolds Razorback Stadium (DWRRS) will serve as the home of Razorback Football for the 88th season during the 2025 campaign. Since opening in 1938, the Razorbacks have played 328 games at the current site, winning over 63-percent of their contests.

Located on the western side of campus, DWRRS was formerly known as Razorback Stadium before being renamed in 2001 in honor of the late Donald W. Reynolds. The playing field is named in honor of former athletics director and the winningest, longest-tenured head football coach in University of Arkansas history, Frank Broyles.

Upon undergoing many modifications, DWRRS gives the University of Arkansas one of the finest football facilities in the nation. A \$160 million stadium renovation and north end addition was completed prior to the 2018 season. All existing suites and club areas were renovated, and additional elevators were constructed in the northwest and northeast corners of the stadium. As part of the same project, a south video board was added in time for the 2017 season. The north end addition is home to the new Broyles Athletics Center as well as suites, loge boxes, club seats and club areas. The addition also provided new concessions and restrooms as well as a stadium-wide concourse that allows the flow of fans throughout the stadium. A new football team locker room, press conference room, other team areas and various displays celebrating Razorback history and traditions were also part of the north end addition.

Prior to the 2001 season, the stadium underwent a dramatic advancement – a \$110 million project, which included a \$20 million gift from the Donald W. Reynolds Foundation, increased the seating capacity from 51,000 to 72,000.

The renovation included reconstructed concourses with a brick facade that completely enclosed the concrete and steel below the stands. In addition, the concourses were widened, and concession areas and restrooms were replaced.

Known as “Championship Alley,” the east concourse displays all 13 conference championships, the 1964 national title and every football letterman. The south end zone concourse, “All-American Alley,” is dedicated to the 64 Razorback All-Americans. The west concourse, “Bowl Alley,” commemorates each of the program’s 46 bowl teams.

Another noticeable addition was the enclosure of the south end zone, which features chair back seating and the addition of approximately 7,300 total seats as well as a food court with vendor space.

Along with an expanded press box, which includes Orville Henry Press Row, 68 luxury suites/skyboxes were added, bringing the total to 134.

The 3,800 square foot Wilson Matthews A Club was added on the east side next to a 6,500-seat upper deck that is complemented by enclosed premium club seating. The stadium’s capacity includes 8,950 club seats, inside and out.

One of the first expansion projects occurred in 1950 and included the construction of a new press box and 5,200 more seats on the west side. Another 5,200-seat addition to the east side was completed in 1957.

Earlier building efforts in 1965 and 1969 raised capacity to 42,678 – a figure held steady for more than a decade.

Prior to 2001, the last previous expansion occurred before the 1985 season and added additional seats and skyboxes, bringing the facility to 50,000 seats.

Astroturf was added in 1969. The playing surface then returned to natural grass in 1995 prior to its transition to synthetic turf in 2009. The surface reverted to a natural grass beginning with the 2019 season.

Making its debut on Sept. 24, 1938, as Arkansas defeated Oklahoma A&M, 27-7, the stadium was dedicated later that year on Oct. 8 when the Razorbacks hosted Baylor.

Constructed as a Works Progress Administration project with an original capacity of 13,500, the facility was first enlarged upon the arrival of John Barnhill as athletic director in 1947 when an additional 2,500 seats were added to the north end of the east and west grandstands.

Prior to 1938, the Razorbacks played in a 300-seat stadium built in 1901 on land atop “The Hill,” now occupied by Mullins Library and the Fine Arts Center.

QUICK FACTS

CAPACITY: 76,000

FIRST GAME: Sept. 24, 1938 - Arkansas 27, Oklahoma A&M 7

DEDICATED: Oct. 8, 1938 - Baylor 9, Arkansas 6

DWRRS RECORD: 208-118-2 (.637)

FAYETTEVILLE RECORD: 326-151-10 (.680)

ALL-TIME TOP 10 CROWDS:

Rank	Opponent	Date	Attendance
1.	Alabama	Sept. 25, 2010	76,808
2.	Tennessee	Nov. 11, 2006	76,728
3.	Southern California	Sept. 2, 2006	76,564
4.	LSU	Oct. 19, 2024	75,893
5.	Texas	Sept. 11, 2004	75,671
6.	Alabama	Oct. 1, 2022	75,579
7.	Tennessee	Oct. 5, 2024	75,573
8.	Alabama	Oct. 8, 2016	75,459
9.	LSU	Nov. 12, 2016	75,156
10.	UAB	Sept. 14, 2024	75,0217



FRANK BROYLES

For more than five decades, Frank Broyles helped shape intercollegiate athletics as a legendary coach, nationally respected administrator and a tireless goodwill ambassador for his university and state.

In July 2014, Broyles stepped away from his day-to-day duties with the Razorback Foundation after a combined 55 years of service with the Department of Intercollegiate Athletics and Razorback Foundation. Broyles served as Athletics Director Emeritus.



In his 19-year stint as Arkansas' head coach, the Razorbacks posted a record of 144-58-5, captured seven SWC championships, one national championship and earned 10 bowl berths. Broyles was a six-time SWC Coach of the Year and became the mentor to dozens of assistant coaches preparing them for successful head coaching careers in both college and pro football. His impact on the coaching profession is best measured in the development of more than 40 head coaches. Former Broyles' assistant coaches have combined to win five Super Bowls, five national championships, more than 40 conference titles and more than 2,000 games. His legacy is celebrated annually with the presentation of the Broyles Award to the nation's top assistant football coach.

Broyles assumed the role of athletics director in July 1973 and remained in that position long after retiring from coaching in 1976. While universally recognized for his coaching prowess, it was his keen administrative and business skills that allowed Broyles to charter a steady course of success for the Razorbacks. Broyles laid the groundwork for transforming the athletic program into an all sport program that produced 41 national championships, 57 SWC and 48 SEC championships, 22 bowl appearances and a bevy of other team and individual accomplishments under his tenure.



On Nov. 3, 2007, Frank Broyles Field, the on-campus football playing field for the Arkansas Razorbacks within Donald W. Reynolds Razorback Stadium, was named for the longtime head football coach and athletics director. The field was dedicated at halftime of the Arkansas-South Carolina game in an on-field ceremony that included Broyles once again leading former Razorback football lettermen through the "A" and a surprise visit from broadcasting legend and Broyles' former ABC Sports broadcasting partner Keith Jackson. The dedication culminated a memorable weekend that also included a reunion of former football lettermen spanning Coach Broyles' 19-year career as the Razorbacks' head football coach.

On Nov. 23, 2013, a bronze statue was dedicated in Broyles honor in front of the Broyles Athletic Center. The statue, sculpted by Dr. Gary Renegar, stands seven and a half feet and weighs more than 700 pounds.





WAR MEMORIAL STADIUM



The Razorbacks' home venue in Central Arkansas for 77 years, War Memorial Stadium/AT&T Field will host Arkansas football games through 2025. Arkansas is slated to face Arkansas State this season in Little Rock.

Three-year Arkansas letterman and Medal of Honor recipient Maurice "Footsie" Britt was the featured speaker during dedication ceremonies for War Memorial Stadium on Sept. 18, 1948. On that day, a crowd of 24,950 (a record football attendance in Arkansas at that time) watched the Razorbacks defeat Abilene Christian, 40-6.

During its existence, the facility has expanded from its original capacity of 31,000 to its current figure of 54,120.

A complete lighting system and Astroturf surface were added for the 1970 season with a new artificial surface to follow in 1974. Ten years later, another new layer of artificial turf was installed before a return to natural grass was made in 1994. AstroPlay was installed for the 2002 season. War Memorial Stadium installed a new turf manufactured by Field Turf during the summer of 2010 and the field was named AT&T Field. In addition, a new \$7.5 million press box that includes 500 club seats was constructed for the 2010 football season. The War Memorial Stadium Commission, along with the University of Arkansas Athletic Department, has renovated the Razorback Letterman's Club and Recruit Room.

In 1974, the press box was honored as the best in the nation by the Football Writers Association of America, a recognition for the facility and the services provided. The press floor is now named for longtime sportswriter and an authority on Razorback history, Orville Henry.



QUICK FACTS

CAPACITY: 54,120

FIRST GAME & DEDICATION: Sept. 18, 1948 - Arkansas 40, Abilene Christian 6

WMS RECORD: 153-62-4 (.708)

LITTLE ROCK RECORD: 170-68-5 (.710)



FRED W. SMITH FOOTBALL CENTER



The 80,000 square-foot Fred W. Smith Football Center opened in 2013 and includes a spacious locker room, team meeting rooms, training room, equipment room, a student-athlete lounge and study area, coaches' offices, a recruiting reception area and football displays celebrating the tradition of Razorback Football. In the fall of 2012 as part of the football center project, two new practice fields and a parking deck were completed south of the Walker Family Training Center providing the football team with spectacular new practice venues and university faculty and students with approximately 225 covered parking spaces.

Fred W. Smith, former chairman of the Donald W. Reynolds Foundation and longtime benefactor of the University of Arkansas and Razorback Athletics,

passed away at age 84 on April 29, 2018, in Santa Monica, Calif. Through his work with the Donald W. Reynolds Foundation, Mr. Smith was instrumental in the university's securement of several multi-million-dollar gifts, including the Donald W. Reynolds Razorback Stadium expansion, the Jerry and Gene Jones Family Student-Athlete Success Center and the Student-Athlete Development program, within Razorback Athletics.

In 2011, under Mr. Smith's leadership, the Donald W. Reynolds Foundation issued a \$10 million challenge grant to help generate funding for a new football operations building for the University of Arkansas. In 2013, the \$40 million Fred W. Smith Football Center was dedicated providing Razorback Football with a new home.





JONES FAMILY STUDENT-ATHLETE SUCCESS CENTER



The Jerry and Gene Jones Family Student-Athlete Success Center helps address the academic, nutritional, personal and professional development of more than 460 student-athletes in an approximately 55,000 square foot facility, creating an integrated academic support program focused on graduation of all student-athletes at the University of Arkansas.

- 31 Tutor Rooms (11 large rooms for 6-8 people and 20 small rooms for 2-4 people).
- 5,000 square feet of open study/lounge space.
- 2,300 square feet of Computer Lab Space (2 computer labs – large and small).
- 1,500 square feet of Group Lab Space.
- 25 Offices for staff and academic counselors.
- 1,500 square feet in the Multi-Purpose Room with capacity of 90 or more.
- 150 Seat Auditorium (Designed for hosting the Razorback Leadership Academy, seminars, guest speakers, large group presentations and other Athletic Academic programming with full A/V capabilities).
- Designated area for Educational Enrichment Services.
- Designated area for Student-Athlete Development.
- Wellness area with offices for staff psychologist and nutritionist.
- Dining Hall with full-service kitchen and seating for approximately 250 people.





HEAD COACHES



CHRIS BUCKNAM
Men's Cross Country
Men's Track & Field
18th Season



JOHN CALIPARI
Men's Basketball
2nd Season



TUCKER CLARY
Men's Tennis
3rd Season



COURTNEY DEIFEL
Softball
11th Season



COLBY HALE
Soccer
14th Season



NEIL HARPER
Swimming & Diving
10th Season



CHRIS JOHNSON
Women's Cross Country
Women's Track & Field
3rd Season



BRAD McMAKIN
Men's Golf
20th Season



KELSI MUSICK
Women's Basketball
1st Season



SAM PITTMAN
Football
6th Season



SHAUNA TAYLOR
Women's Golf
19th Season



JAY UDWARDIA
Men's Tennis
4th Season



DAVE VAN HORN
Baseball
24th Season



JASON WATSON
Volleyball
10th Season



JORDYN WIEBER
Gymnastics
7th Season



SENIOR ATHLETICS STAFF



HUNTER YURACHEK
Vice Chancellor/
Director of Athletics



DERITA RATCLIFFE DAWKINS
Asst. Vice Chancellor/
Deputy AD/Student
Athlete Wellness/SWA



RICK THORPE
Deputy AD/
External Engagement



MATT TRANTHAM
Deputy AD/Capital Projects,
Facility Maintenance,
Grounds & Equipment



DAN TRUMP
Deputy AD/
Integrity &
Student-Athlete Success



KAT DEVENPORT
Chief of Staff



MATT MCCOY
Sr. Assoc. General
Counsel for Athletics



CRAIG TIGGES
Sr. Assoc. AD/
Chief Financial Officer



DR. CHRIS BADER
Associate AD/
Mental Health
& Performance



JULIE CAIN
Associate AD/
Event Management



PATRICK DALE
Associate AD/
Facilities



MICHELLE GLOVER
Associate AD/
Broadcast Services



JUSTIN MALAND
Associate AD/
Capital Projects



TRICIA MATYSAK
Associate AD/
Sports Medicine



ELVIS MOYA
Associate AD/
Community Outreach
& Fan Engagement



KYLE PARKINSON
Associate AD/
Communications



FELECIA SAINE
Associate AD/
Academics & Student-
Athlete Development



PETER GRETEMAN
Assistant AD/
Accounting, Budget,
Financial Reporting



CATHERINE HARPER
Assistant AD/
Compliance



KARLA HORSFALL
Assistant AD/
Sports Performance
Nutrition



ROY JACOBSON
Assistant AD/
Event Management



150

FORWARD >>>

REACHING HIGHER

The University of Arkansas is a welcoming campus of students, faculty and staff who are determined to build a better world. For more than 150 years, tradition and innovation have merged here, creating life-changing opportunities for student success and a sense of belonging. As one of the nation's top public research universities, the U of A has been dedicated to Arkansas since 1871. Building on record momentum in enrollment, graduation rates, research activity and economic impact, the university is reaching higher with ambitious goals to increase student success, expand support for students across the state, and grow the positive impact of its research.

Arkansas.edu




UNIVERSITY OF
ARKANSAS



Where Paths Start

Our greatest achievements are etched in stone at the University of Arkansas, with more than 4 miles of sidewalk bearing the names of all of our graduates. Stretching across campus, Senior Walk is a unique tradition that includes the names of more than 220,000 graduates, and counting.



92% CAREER PLACEMENT
 *2024 graduates report working, military service, volunteering or continuing education.



Arkanan Dewey Hickey, a clinical trial participant.

The U of A INSTITUTE for INTEGRATIVE & INNOVATIVE RESEARCH (I³R)

I³R researchers have pioneered a novel system that can restore the sense of touch to people who use a prosthetic hand. The ongoing clinical trial includes collaboration with the University of Arkansas for Medical Sciences and a second site at Walter Reed National Military Medical Center.

Arkansas Transfer Achievement Scholarship
 has delivered
\$4.3 million
 in tuition savings



Allows graduates from 2-year colleges in the UA System to transfer to the U of A at the same 2-year tuition rate.



ONE OF A KIND:
 The U of A is set to open the **Multi-User Silicon Carbide Research and Fabrication Facility (MUSiC)** in late 2025.

This facility will enable the federal government – via national laboratories – businesses of all sizes, and other universities to prototype with silicon carbide, a capability that does not presently exist elsewhere in the U.S.

SCHOLARSHIP AWARDS



**NEARLY
\$106
MILLION**

Nearly \$106 million in need-based and non-need-based scholarships and grants were awarded to undergraduate students.

UNPRECEDENTED RESEARCH SUCCESS:

The University of Arkansas conducted a record

\$221.5 million

in research in FY 2023 and invested more than

\$136 million

in applied research facilities since 2021.

20:1 Student-to-Faculty Ratio



Record Enrollment: More than 33,600



Notable Razorbacks

Jerry Jones, owner of the Dallas Cowboys
Veronica Campbell-Brown, Olympic gold medalist

Bobby Portis, NBA Champion
Doug McMillon, President and CEO of WalMart Stores, Inc.

Nic Pizzolatto, show creator of "True Detective"

Ben Rector, musician

Savvy Shields, Miss America

Jaylin Williams, NBA Champion

\$7
million

SCHOLARSHIP FUNDING FOR ARKANSAS STUDENTS

has grown by **\$7 MILLION** since 2019, and **98% OF FRESHMAN STUDENTS FROM ARKANSAS** who applied for scholarships last year received an award.

98%

Retention and Graduation Rates

Above **86%**
1st Year Retention Rate

Above **70%**
6-Year Graduation Rate

As of Spring 2025



TIME

BEST COLLEGES FOR FUTURE LEADERS

TIME Magazine 2025 rankings



LAND OF OPPORTUNITY SCHOLARSHIP

**\$200
MILLION**

The university's \$200 million scholarship campaign will bridge the gap of financial need for students from all 75 Arkansas counties while providing mentorship, networking and career development support.

NATIONALLY COMPETITIVE AWARDS

Truman Scholars

TOP 10

Public Institutions



Goldwater Scholars

TOP 25

Public Institutions



Rhodes Scholars

TOP 100

Public Institutions



National Science Foundation

Graduate Research Fellows

162

My Path to Senior Walk

› With more than 30,000 students on the U of A campus, everyone has a story to tell, and everyone has a different path to earning their name into Senior Walk.



Breanna Kilgore
El Dorado, AR

Breanna Kilgore is an Honors College senior majoring in biomedical engineering and chose to attend the U of A because it felt like home. As a freshman, Breanna found her connection in the Engineering Career Awareness Program as well as the Honors Path Program. Those programs surrounded her with other first-generation students and helped her build the community she has now. She also earned opportunities to conduct research at Johns Hopkins and learn a new language in Geneva, Switzerland. "I aspire to become an engineer in the realm of global health," she says. "The skills I have gained here at the U of A have prepared me for the future."



Jonah Windel
Deer, AR

Jonah is a full-time engineering student, who is also working on a German minor and recently became a new father. Though he was a little intimidated by the size of the U of A, he knew the engineering school would help him reach his goal of working in the automotive field as a career. Despite its large size, Jonah says the campus felt very much like a small town, which helped him feel right at home.



Elyana Martinez
Russellville, AR

Elyana Martinez has always been determined to make the world a better place. As a freshman in the Honors College majoring in biomedical engineering, Martinez has taken advantage of several opportunities on campus to get involved and give back. She's active with the Volunteer Action Center, serving as a mentor with Dream B.I.G., which empowers girls in grades 6-12 who live in the Arkansas Delta. Giving to others has also given her a community, where she says she has found a connection with others who share her values.

If you or someone you know has a story to share about everyday student successes at the U of A, please nominate them for a #MyPathToSeniorWalk spotlight to be shared on social media.





CHANCELLOR CHARLES F. ROBINSON



Charles F. Robinson, the seventh chancellor of the University of Arkansas, is committed to advancing the university's land-grant mission to provide opportunity and transform lives through education, research and service.

Dr. Robinson was appointed chancellor in November 2022, after serving as interim chancellor since August 2021. The U of A has set several institutional records under his leadership, including those for graduation rate, retention rate, scholarship funding and enrollment. In addition, the university conducted a record \$221.5 million in research in fiscal year 2023, while investing \$136 million more of its own resources into applied research facilities since 2021. Under Robinson's leadership, the university contributes over \$3 billion annually to the state's economy, underscoring its role as a driver of economic growth and innovation.

Chancellor Robinson prioritizes supporting student success, augmenting the institution's research enterprise and enhancing the university's status as an employer of choice. He initiated and is guiding the \$200 million Land of Opportunity Scholarship campaign, a transformative initiative aimed at bridging financial gaps for Arkansas students with the greatest financial need. Robinson has minimized, or at times frozen, tuition increases for in-state students while adding several million dollars in scholarship support for Arkansans and raising employee pay. He is also overseeing the development of world-class research facilities such as the Institute for Integrative and Innovative Research (I³R), the Multi-User Silicon Carbide Research and Fabrication Facility (MUSIC), and the Anthony Timberlands Center for Design and Materials Innovation – helping ensure the university remains a leader in applied research that solves real-world problems, improves lives and strengthens the economy.

Robinson became chancellor after serving the U of A in several capacities over the course of more than two decades. He joined the university as an assistant professor of history in 1999 and was promoted to full professor in 2011. He was then promoted to positions of increasing responsibility, including vice chancellor for Student Affairs and provost and executive vice chancellor for Academic and Student Affairs.

Before becoming chancellor, Robinson led initiatives such as Advance Arkansas – a \$10 million scholarship effort for first-generation, low-income Arkansans – and the College Access Initiative, a need-based college readiness outreach program serving students and under-resourced schools statewide. Under his leadership, the university constructed Adohi Hall, which is the only residence hall in the United States to use sustainable cross-laminated timber. Robinson also oversaw an expansion of Pat Walker Health Center and led strategic planning for the university's 71,000 square foot Student Success Center.

An accomplished historian, Robinson's research and teaching focus on southern history. He has earned many awards for his teaching, including the Fulbright College Master Teacher Award, Arkansas Student Alumni Board Teacher of the Year, and induction into the university's Teaching Academy.

Robinson holds a bachelor's degree in history from the University of Houston, a master's degree in history from Rice University and a doctorate in history from the University of Houston.

Known as an engaged and approachable leader on campus, Robinson is also heavily involved with multiple regional, state and national organizations including recent or current roles on the Arkansas Research Alliance Board of Directors, AETN Foundation Board, Northwest Arkansas Council Advisory Committee, ARVEST Bank Board of Directors, National Merit Scholarship Corporation Board of Directors, Center for First-Generation Student Success Advisory Board and the Association of Public & Land-Grant Universities Council of Presidents.



BOARD OF TRUSTEES, SYSTEM PRESIDENT & FACULTY ATHLETICS REPRESENTATIVE

The Board of Trustees of the University of Arkansas serves as the institution's governing body. The board is comprised of 10 trustees representing each of the state's four congressional districts, and two at-large appointees. The president is the chief executive officer of the University of Arkansas System and reports to the Board of Trustees. Each campus has a chancellor as its chief executive officer, reporting directly to the president.



KELLY EICHLER
Chair



STEVE COX
Vice Chair



ED FRYAR, PH.D.
Secretary



KEVIN CRASS
Assistant Secretary



TED DICKEY



JEREMY WILSON



COL. NATHANIEL TODD



SCOTT FORD



RANDY LAWSON



JUDD DEERE



JAY B. SILVERIA
President

DR. PAUL ADAMS FACULTY ATHLETICS REPRESENTATIVE

Dr. Paul Adams, professor of biochemistry in the Department of Chemistry and Biochemistry and faculty member in the U of A's interdisciplinary cellular and molecular biology program, earned a B.S. in biochemistry from Louisiana State University and a Ph.D. in biophysical chemistry from Case Western Reserve University.

Adams' research and scholarly activities have garnered federal funding from the National Institutes of Health, the National Science Foundation, as well as from state agencies such as the Arkansas Biosciences Institute, the Arkansas Science and Technology Authority and the Winthrop P. Rockefeller Foundation at the University of Arkansas for Medical Sciences.

He has directed the research projects of over 70 honors, undergraduate, graduate and postdoctoral students in his laboratory at the university and has mentored many other students since arriving to the U of A.



Honors and awards Adams has recently received include: the William and Wilma Haines Distinguished Lecturer in Biochemistry, Wabash College, Crawfordsville, IN (2017); the Distinguished Faculty Award from The Honors College (2017); Top 10 Most Outstanding Faculty Member, U of A Student Government and Student Alumni Associations (2018); Faculty Researcher National Role Model, National Minority Access Inc. (2019); Lifetime Achievement Award, Northwest Arkansas Martin Luther King Jr. Council (2020).

Adams' most recent accomplishment came in the form of an election to the Executive Board of Directors of the National Organization for the Professional Advancement of Black Chemists and Chemical Engineers in the summer of 2020.

Since 2017, Adams has served as principal investigator of an NSF grant that funded the U of A's Honors College Path Program, which recruits talented high school students from underrepresented populations to help them thrive and succeed at the university.

In December 2019, Adams was selected as a member of the first cohort of the UARK Leaders Program, a program offered through the Office of the Provost, the Office of Human Resources and Walton College of Business Executive Education. This new leadership development program was launched to support the professional growth of influential and up-and-coming university leaders while enhancing collaboration and innovation on campus.



SOUTHEASTERN CONFERENCE

GREG SANKEY, COMMISSIONER, SEC

Greg Sankey became the eighth Commissioner of the Southeastern Conference on June 1, 2015, and has successfully built upon the SEC's recognized success, strong foundations and rich traditions.



Sankey has effectively introduced change and innovation for the conference while respecting the institutional traditions that make the SEC unique. With an understanding of the highly competitive environment of college sports, he has fostered the collaborative culture of the SEC that sets the conference apart and supports its continuing success.

Sankey brings a big picture approach to his position through continuing focus on a vision that positions the SEC to leverage its athletics success and reputation for a greater overall cultural and economic impact on the region, the nation and the world.

Sankey has built upon the foundation set in his first major address as the conference leader in 2015 when he stated, "Educating scholars and supporting champions provides the platform for developing leaders who will influence the world." His relentless focus on providing resources for student-athlete success continues to make the Southeastern Conference a leader in college athletics.

LEADERSHIP IN A CHALLENGING ENVIRONMENT

When the NCAA sought to navigate a changing landscape for college athletics, it called on Sankey to co-chair its Division I Transformation Committee, a body of college sports leaders tasked with addressing the most significant challenges in college athletics, to support student-athletes more effectively, and even reimagine the future of college sports.

And it was not the first time Sankey stepped forward at a crucial time for college sports. Sankey's leadership through the COVID-19 pandemic served the SEC well as the league prepared for a return to action in the fall of 2020. Sankey fostered a culture of collaboration among the leaders of the Conference in order to allow the SEC's 14 schools to move together through difficult and unprecedented decisions.

While the pandemic had a devastating effect on the finances of college athletics programs across the country, Sankey kept focus on the long-term financial vitality of the SEC. In 2020, Sankey and his team finalized a milestone 10-year agreement with the Walt Disney Company that grants ABC and ESPN exclusive broadcast rights to premier SEC football and basketball events beginning in 2024-25 and continuing through 2033-34.

Less than a year after the blockbuster agreement with Disney, the SEC made news again as Sankey ushered the University of Oklahoma and University of Texas through membership discussions and announced the two leading universities will join as members with the SEC's nationally prominent institutions.

ADVOCATING FOR STUDENT-ATHLETE OPPORTUNITY

Throughout his career, Sankey has established himself as an advocate for the student-athlete, creating a framework to provide young people in the Conference with challenging leadership opportunities and expanded resources to succeed at the highest levels of academic and competitive success. Student-athlete focused initiatives introduced under Sankey's leadership include:

- Creation of a leadership position in the SEC office for Student-Athlete Engagement, a role focused on offering student-athletes the opportunity to participate in Conference leadership.
- Introduction of Student-Athlete Leadership Councils for Football, Men's Basketball and Women's Basketball which provide student-athletes with enhanced opportunities to engage with campus leaders and Conference office staff.
- Introduction of a Student-Athlete Career Tour which provides

groups of student-athletes with opportunities to engage in career exploration with high level corporations and businesses in major metropolitan areas.

- Expansion of the student-athlete role at the annual SEC Spring Meetings when student-athlete leaders participate in a robust agenda of interaction with administrators and coaches to provide their perspectives to Conference leaders.

ADVANCING THE CONFERENCE

Sankey has been intentional and diligent in addressing issues critical to college athletics, with an emphasis on integrity, ethics, sportsmanship and diversity including:

- Development of updated Conference policies governing conduct expectations for student-athletes, including the adoption of a serious misconduct policy governing transfers that has served as a model for similar policies adopted by other conferences. The policy was later expanded to include all incoming prospective student-athletes.
- Creation of the SEC Council on Racial Equity and Social Justice, a league-wide body consisting of a diverse group of student-athletes, administrators, coaches and SEC staff. The Council identifies resources, outlines strategies and assists with implementation of efforts that promote racial equity and social justice, fosters diversity and helps overcome racism and pursues non-discrimination in intercollegiate athletics.
- Crafting a new SEC bylaw aimed at encouraging, facilitating and assisting member institutions in attracting and hiring individuals in historically underrepresented groups in leadership positions of their athletics programs.

Another priority under Sankey's leadership is growing exposure for the Conference and effectively publicizing success stories of the SEC. Strategies pursued to achieve this objective include:

- Ongoing collaboration with the SEC Network to create unique exposure opportunities for Conference universities, teams and student-athletes, including behind-the-scenes programming, expanding live championship coverage for Olympic Sports and other unique programming.
- Engagement with a national marketing agency to develop and maintain a comprehensive branding campaign. The theme - "It Just Means More" - communicates the history, legacy and overall positive impact the SEC has on its region, the nation and the world.
- Introduction of the SEC Graduate Patch, a logo placed on the uniforms in every sport to provide recognition of SEC student-athletes who have earned their undergraduate degree and are continuing their participation in intercollegiate athletics.

A CAREER IN COLLEGE ATHLETICS

On March 12, 2015, the Presidents and Chancellors of the SEC announced Greg Sankey would succeed Mike Slive as Commissioner of the SEC.

Sankey, 59, first joined the SEC staff in 2002 as Associate Commissioner for Governance, Enforcement and Compliance and later added supervision of the league's championships staff to his responsibilities. He was elevated to Executive Associate Commissioner and Chief Operating Officer for the league office in 2012, becoming responsible for the day-to-day operation of the SEC Office.

Before moving to the SEC, Sankey served as Commissioner of the Southland Conference for nearly seven years. He joined the Southland Conference staff in 1992 where he served as both assistant and associate commissioner before he was named its commissioner in 1996 at the age of 31.

Prior to his term at the Southland Conference, he was Director of Compliance and Academic Services at Northwestern State University in Natchitoches, LA, as well as coach of the Demons' golf team. Before his tenure at Northwestern State, he was the Director of Intramural Sports at Utica College in upstate New York.

A native of Auburn, NY, Sankey earned his master's degree from Syracuse University and his undergraduate degree from the State University of New York College at Cortland. Sankey and his wife, Cathy, reside in Birmingham, AL, and have two adult daughters, Hannah (and her husband, Rod) and Moriah.

THE SANKEY FILE

YEAR-BY-YEAR

- 1987-89 Utica College, Director of Intramural Sports
- 1989-91 Northwestern State University, Director of Compliance & Academic Services, 1990-92; Head Golf Coach, 1990-92
- 1992-2001 Southland Conference, Assistant Commissioner, 1992-94; Associate Commissioner, 1994-96; Commissioner, 1996-2002
- 2002-pres. Southeastern Conference, Associate Commissioner, 2002-12; Exec. Assoc. Commissioner/COO, 2012-15; Commissioner, 2015-present

NATIONAL CHAMPIONSHIPS WON BY SEC SCHOOLS IN GREG SANKEY ERA

- 2015-16: Football - Alabama; Women's Swimming & Diving - Georgia; Equestrian - Auburn; Men's Outdoor Track & Field - Florida; Women's Outdoor Track & Field - Arkansas
- 2016-17: Men's Indoor Track & Field - Texas A&M; Women's Basketball - South Carolina; Equestrian - Texas A&M; Women's Tennis - Florida; Men's Outdoor Track & Field - Florida; Baseball - Florida
- 2017-18: Football - Alabama; Women's Indoor Track & Field - Georgia; Men's Indoor Track & Field - Florida; Equestrian - Auburn; Men's Outdoor Track & Field - Georgia
- 2018-19: Bowling - Vanderbilt; Rifle - Kentucky; Men's Indoor Track & Field - Florida; Women's Indoor Track & Field - Arkansas; Equestrian - Auburn; Women's Outdoor Track & Field - Arkansas; Baseball - Vanderbilt
- 2019-20: Women's Cross Country - Arkansas; Football - LSU
- 2020-21: Football - Alabama; Volleyball - Kentucky; Women's Indoor Track & Field - Arkansas; Men's Outdoor Track & Field - LSU; Men's Tennis - Florida; Rifle - Kentucky; Women's Golf - Ole Miss; Baseball - Mississippi State
- 2021-22: Football - Georgia; Women's Indoor Track & Field - Florida; Women's Basketball - South Carolina; Rifle - Kentucky
- 2022-23: Football - Georgia; Men's Indoor Track & Field - Arkansas; Women's Indoor Track & Field - Arkansas; Women's Basketball - LSU; Men's Golf - Florida; Bowling - Vanderbilt; Men's Outdoor Track & Field - Florida; Baseball - LSU
- 2023-24: Women's Basketball - South Carolina; Gymnastics - LSU; Women's Indoor Track & Field - Arkansas; Baseball - Tennessee; Men's Outdoor Track & Field - Florida; Women's Outdoor Track & Field - Arkansas; Women's Tennis - Texas A&M; Men's Golf - Auburn
- 2024-25: Men's Basketball - Florida; Gymnastics - Oklahoma; Men's Swimming & Diving - Texas; Baseball - LSU; Softball - Texas; Women's Outdoor Track & Field - Georgia; Women's Tennis - Georgia; Equestrian - Georgia

SEC FOOTBALL CHAMPIONSHIP



The Southeastern Conference's top two teams will meet in Atlanta's Mercedes-Benz Stadium to battle for the league championship and the right to represent the conference in the College Football Playoff. The 31st-annual title game is set for December 6 and will be televised nationally by ABC.

The game was born as a result of 1992 conference expansion, which saw Arkansas and South Carolina become the first members added in SEC history. Under NCAA regulations, a conference with 12 members may play an additional football game to determine its champion, provided the regular season is played in divisions.

The participants of the game are determined each year during the eight-game regular-season conference schedule as the teams with the best overall SEC winning percentage.

The 2017 SEC Championship Game was the highest rated game in the nation for the entire regular season. No. 7 Georgia's 28-7 win over No. 2 Auburn drew an average overnight rating of 8.4 and 18 share, the best for CBS since 2013, when the Iron Bowl drew an 8.6/18 rating and share.

The 2009 SEC Championship Game earned an 11.8 rating and a 24 share, marking the highest-rated SEC Championship Game in history. The game matched the No. 1 Florida Gators (12-0) vs. the No. 2 Alabama Crimson Tide (12-0).

The SEC, along with AMB Sports & Entertainment (AMBSE) and the Georgia World Congress Center Authority (GWCCA), have an agreement to host the SEC Championship Game at Mercedes-Benz Stadium in Atlanta through 2031. The agreement allows the SEC the option of exercising an additional five-year extension that could keep the game in Atlanta through 2036.

The Georgia Dome hosted the SEC Championship Game for 23 years beginning in 1994, with capacity crowds in the last 21 consecutive years. By the end of the new agreement, including options, the Championship will have been played in Atlanta a total of 43 years.

ARKANSAS IN THE SEC CHAMPIONSHIP GAME

2006: FLORIDA 38, ARKANSAS 28

Florida scored a touchdown with nine minutes left in the game and held on for the 38-28 victory over Arkansas. Down 17-7 at the half, Arkansas took a 21-17 third-quarter lead on a two-yard reception by Felix Jones and a 40-yard interception return by Antwain Robinson. Arkansas could have had a chance to build on the lead, but the Gators recovered a fumbled punt in the end zone to move back in front 24-21 with 3:47 left in the third period. Percy Harvin, who scored on a 37-yard pass from Chris Leak in the second quarter, scored on a 67-yard run early in the fourth to put Florida up 31-21. Jones scored his second touchdown on a 29-yard pass from Cedric Washington to cut the margin to three. Darren McFadden finished with 73 yards on 15 carries and Jones 57 on 13. Casey Dick was 10-of-22 passing for 148 yards with a touchdown and two interceptions. Harvin had 105 yards on six carries for Florida, which went on to win the national title at 13-1, while Leak was 16-of-30 for 189 yards with a touchdown and two interceptions.

2002: GEORGIA 30, ARKANSAS 3

Georgia scored on its first five possessions for a 23-0 halftime lead and posted a 30-3 victory. Georgia claimed the SEC title just 75 miles from its Athens campus. Musa Smith rushed for 106 yards and two touchdowns. David Greene threw for 237 yards and a score, earning the game's MVP award. Terrence Edwards had seven catches for 92 yards, becoming the SEC's career leader in receiving yards. Arkansas had won six in a row to earn its second trip to the league championship game. The Razorbacks had a punt blocked by Decory Bryant on their first possession and Thomas Davis scooped up the loose ball and ran to the Arkansas 2-yard line. On Georgia's next possession, Smith, who scored after the blocked punt, finished off the drive with a 17-yard scoring run. Georgia's next three possessions ended with field goals by Billy Bennett, who connected from 29, 42 and 39 yards to provide the halftime margin. Arkansas led the SEC in rushing offense with an average of 243 yards per game but managed just 65 against Georgia. Fred Talley, a 1,000-yard rusher, was held to 51 yards on 17 carries while Matt Jones managed only 12 yards on nine carries. Jones completed 9-of-17 passes for 60 yards.

1995: FLORIDA 34, ARKANSAS 3

A prime-time (ABC) television audience and a sell-out crowd (71,325) in the Georgia Dome saw Florida post a 34-3 victory. Florida out-gained Arkansas by only 97 yards, 396-299, but the Gators committed no turnovers while Arkansas lost the ball four times. Arkansas got on the scoreboard first when Todd Latourette kicked a 36-yard field goal with 7:26 left in the first quarter. The Razorbacks were dealt some bad news on that drive, however. Sophomore running back Madre Hill, who finished third in the conference in rushing, was lost for the game with a knee injury.



2025 SEC CHAMPIONSHIP

DATE: Saturday, December 6

SITE: Mercedes-Benz Stadium; Atlanta, Ga.

CAPACITY: 73,000

TIME: 3 p.m. CT.; **TELEVISION:** ABC



SEC TICKET OFFICE

2201 Richard Arrington Blvd. North

Birmingham, AL 35203

(205) 458-3000 • www.secticketoffice.com

MERCEDES-BENZ STADIUM CONTRACT: Through 2031 game

ABC SPORTS CONTRACT: Through 2033 game

HIGHEST TV RATING: 11.8 (24 share) - 2009

LARGEST CROWD: 83,091 (Alabama vs. Florida, Legion Field) - 1992

LARGEST GEORGIA DOME CROWD: 75,892 (Alabama vs. Florida) - 2008

LARGEST MERCEDES-BENZ STADIUM CROWD: 78,320 (Alabama vs. Georgia) - 2023

ALL-TIME RESULTS

Since the first SEC Championship Game in 1992, there have been record crowds, millions of television viewers and eventual national champions.

YEAR	RESULT	SITE	ATTENDANCE
1992	Alabama 28, Florida 21	Birmingham	83,091
1993	Florida 28, Alabama 13	Birmingham	76,345
1994	Florida 24, Alabama 23	Atlanta	74,751
1995	Florida 34, Arkansas 3	Atlanta	71,325
1996	Florida 45, Alabama 30	Atlanta	74,132
1997	Tennessee 30, Auburn 29	Atlanta	74,896
1998	Tennessee 24, Mississippi St. 14	Atlanta	74,795
1999	Alabama 34, Florida 7	Atlanta	74,309
2000	Florida 28, Auburn 6	Atlanta	73,427
2001	LSU 31, Tennessee 20	Atlanta	74,843
2002	Georgia 30, Arkansas 3	Atlanta	74,835
2003	LSU 34, Georgia 14	Atlanta	74,913
2004	Auburn 38, Tennessee 28	Atlanta	74,892
2005	Georgia 34, LSU 14	Atlanta	73,717
2006	Florida 38, Arkansas 28	Atlanta	73,374
2007	LSU 21, Tennessee 14	Atlanta	73,832
2008	Florida 31, Alabama 20	Atlanta	75,892
2009	Alabama 32, Florida 13	Atlanta	75,514
2010	Auburn 56, South Carolina 17	Atlanta	75,802
2011	LSU 42, Georgia 10	Atlanta	75,515
2012	Alabama 32, Georgia 28	Atlanta	75,624
2013	Auburn 59, Missouri 42	Atlanta	75,632
2014	Alabama 42, Missouri 13	Atlanta	73,526
2015	Alabama 29, Florida 15	Atlanta	75,320
2016	Alabama 54, Florida 16	Atlanta	74,632
2017	Georgia 28, Auburn 7	Atlanta	76,534
2018	Alabama 35, Georgia 28	Atlanta	77,141
2019	LSU 37, Georgia 10	Atlanta	74,150
2020	Alabama 52, Florida 46	Atlanta	16,520
2021	Alabama 41, Georgia 24	Atlanta	78,030
2022	Georgia 50, LSU 30	Atlanta	74,810
2023	Alabama 27, Georgia 24	Atlanta	78,320
2024	Georgia 22, Texas 19 (OT)	Atlanta	74,916

ARKANSAS

QB TAYLEN GREEN

OL FERNANDO CARMONA

DL CAM BALL

LB XAVIAN SOREY JR.

