ARKANSAS FOOTBALL MEDIA GUIDE



HEAD COACH RYAN SILVERFIELD



WHAT'S INSIDE

Quick Facts....4

COACHING STAFF
Head Coach Ryan Silverfield....8
Football Staff....10
Support Staff....38

MEET THE RAZORBACKS
2026 Roster....40
Player Bios....42

2025 SEASON REVIEW
2025 Game Recaps....88
2025 Statistics....100

HISTORY
1964 National Champions....110
National Award Winners....112
All-Americans....120
All-SEC....122
SEC Weekly Awards....124
All-SWC....125
Retired Numbers....126
Honors....128
All-Time Letterwinners....134
All-Time Coaching Staff....140
All-Time Overall Records....142
Season-by-Season Results....144
Against All Opponents....156
Vs. 2026 Opponents....158
Overtime Games....160
Bowl History....162
Bowl Records....163

PRO HOGS
In the NFL Draft....166
In the NFL....170
In the Super Bowl....174
Honors....175

RECORD BOOK
Individual Rushing....176
Individual Passing....180
Individual Receiving....183
Individual Total Offense....185
Individual All-Purpose....186
Individual Kicking....187
Individual Punting....189
Individual Returns....190
Individual Defense....192
Longest Touchdown Plays....193
Yearly Leaders....194
Team Rushing....200
Team Passing....201
Team Offense....202
Team Punts/Returns/Scoring....203
Team Miscellaneous....204
Team Rushing Defense....205
Team Passing Defense....206
Team Defense....207
Yearly Offensive Statistics....208
Yearly Defensive Statistics....209
NCAA/SEC/SWC Individual Records....210
SEC/SWC Team Leaders....211
Attendance & Opponent Records....212

UNIVERSITY
Media Information....214
All-Time SEC Media Days Attendees....215
Radio Affiliates....216
Vice Chancellor and AD Hunter Yurachek....218
Facilities....222
Head Coaches....228
Senior Staff....229
University of Arkansas....230
Chancellor....234
Board of Trustees
& Faculty Athletics Representative....235
The SEC....236
SEC Championship Game....238
Razorback Club....240

2026 ARKANSAS FOOTBALL



CREDITS

THE OFFICIAL 2026 ARKANSAS FOOTBALL MEDIA GUIDE IS PUBLISHED BY THE UNIVERSITY OF ARKANSAS AND LEARFIELD.

Editors: Kyle Parkinson, Sr. Associate AD/Communications & Broadcast; Oliver Grigg, Director of Communications; Hunter Corneliusen, Assistant Communications Director; Lauren Marino, Communications Assistant. Editorial Staff: Rick Thorpe, Sr. Deputy AD/Resource Generation; Jimmy Sanchez, Assistant AD/Marketing, Jeri Thorpe, Assistant AD/Licensing. Design: Learfield; Drew Schlosser, Graphic Designer; AJ Enloe, Graphic Designer; Mason Rindfleisch, Graphic Designer. Special thanks to Kevin Trainor. Photography: Noah Southard, Landon Persinger, Eliza Vandewalle, Walt Beazley, Getty Images, SEC Office, University Relations, National Football Foundation, Little Rock TD Club, Gunnar Rathbun, Beth Hall, Wesley Hitt, Christina Long, Tom Ewart, Melissa Purdy, Gary Yandell, John Bunch, Erica Erck Photography, Kevin Koski, James D. Smith, Eric Alder/New England Patriots, Buffalo Bills, Dallas Cowboys, Detroit Lions, Los Angeles Chargers, Philadelphia Eagles, Seattle Seahawks.

RAZORBACK SPORTS PROPERTIES
General Manager: Justin DeLille; Associate General Manager: Todd Curtis; Senior Manager, Business Development: Will Roth; Senior Manager, Business Development: Will Whitley; Manager, Business Development: Christian Wilkes; Manager, Partnership Services: Mason Conerly; Coordinator, Partnership Services: Tyler Pauley; Social Content Specialist: AJ Enloe; NIL Partnership Solutions Coordinator: Kelly Scott

LEARFIELD
President and CEO: Cole Gahagan

LEARFIELD PUBLISHING
Managing Editor: Jonathan Stark; Project Editors: Matt Montavon, Andrew Campbell, Seth Raborn, Jen Brown, Sheila Morrigan; Project Designer: Kristy Marques; Vice President, Publishing: Kirk Phillips; Directors: Chad Laytham, Matt Coy, Jason Crisler, Clerrinda Queen; Managers: Richard Groves, Kimberly Sanders; Vending Coordinator: Casey Castle; Senior Publication Specialist: Dan Peters; Senior Graphic Designer: Sarah Jane Snowden; Graphic Designer: Kim Hoskins


DONALD W REYNOLDS RAZORBACK STADIUM
ARKANSAS RAZORBACKS
COUNTDOWN
5:09
TO KICKOFF
SEASON
RECEIVING LEADERS
8 KAM SHANKS
2 ANDREW ARMSTRONG
HOGS
FARM BUREAU INSURANCE
SARACEN
HOG HEAVEN
AMERIPANEL
ARKANSAS

QUICK FACTS

2026 ARKANSAS FOOTBALL

GENERAL INFORMATION

LOCATION: Fayetteville, Ark.
FOUNDED: 1871
NICKNAME: Razorbacks
ENROLLMENT: 34,175
OFFICIAL ATHLETICS WEBSITE: www.ArkansasRazorbacks.com
CHANCELLOR: Dr. Charles Robinson (Houston)
FACULTY ATHLETICS REPRESENTATIVE: Dr. Paul Adams (LSU)
CONFERENCE: Southeastern
COLORS: Cardinal (PMS 201) and White
STADIUM (CAPACITY): Donald W. Reynolds Razorback Stadium (76,000)
LOCATION: Fayetteville, Ark.
PLAYING SURFACE: Natural Grass
RECORD: 211-127-2 (.624)

FOOTBALL INFORMATION

2025 OVERALL RECORD: 2-10
2025 SEC RECORD/FINISH: 0-8/16th
HEAD COACH: Ryan Silverfield (1st year)
OFFENSIVE COORDINATOR: Tim Cramsey
DEFENSIVE COORDINATOR: Ron Roberts
SPECIAL TEAMS COORDINATOR: Chad Lunsford
CO-DEFENSIVE COORDINATOR/SECONDARY: Deron Wilson
DEFENSIVE RUN GAME COORDINATOR/DEFENSIVE LINE: Kynjee' Cotton
CORNERBACKS: Eddie Hicks
ASSISTANT HEAD COACH/RUNNING BACKS: David Johnson
OFFENSIVE LINE: Marcus Johnson
RUN GAME COORDINATOR/OFFENSIVE LINE: Jeff Myers
WIDE RECEIVERS: Larry Smith
QUARTERBACKS: Mitch Stewart
TIGHT ENDS: Morgan Turner
DEFENSIVE LINE: Landius Wilkerson
LINEBACKERS/ASSISTANT POSITION COACH: Cannon Gibbs
OUTSIDE LINEBACKERS/ASSISTANT POSITION COACH: Jake Jiannoni
SAFETIES/ASSISTANT POSITION COACH: CJ Wilford
HEAD STRENGTH & CONDITIONING COACH: Noah Fraklin

LETTERWINNERS RETURNING/LOST (RETURNING STARTERS)
TOTAL: 40/74 (5 returning starters: Branham, Kitler, Platt, Rhodes Jr., Shaw)
OFFENSE: 23/31 (3 returning starters: Branham, Kitler, Platt)
DEFENSE: 14/37 (2 returning starters: Rhodes Jr., Shaw)
SPECIAL TEAMS: 3/6

FIRST YEAR OF FOOTBALL: 1894
ALL-TIME RECORD: 749-555-40 (.572 in 132 seasons)
ALL-TIME CONFERENCE RECORD: 354-362-18 (.495 in 112 seasons)
SOUTHEASTERN CONFERENCE (1992-PRESENT): 105-166-2 (.388 in 34 seasons)
SOUTHWEST CONFERENCE (1915-91): 249-195-16 (.559 in 78 seasons)
ALL-TIME BOWL RECORD: 18-24-3 (.433)
NATIONAL CHAMPIONSHIPS: 1 – 1964 (FWAA and Helms Athletic Foundation)
CONFERENCE CHAMPIONSHIPS: 13 (SWC)
1936, 1946, 1954, 1959, 1960, 1961, 1964, 1965, 1968, 1975, 1979, 1988, 1989
SEC WESTERN DIVISION CHAMPIONSHIPS: 4 – 1995, 1998, 2002, 2006
ALL-AMERICA SELECTIONS: 64 players, 87 times
ALL-CONFERENCE SELECTIONS (FIRST TEAM ONLY): 229 players, 326 times
ALL-SEC (FIRST TEAM ONLY): 57 players, 89 times
ALL-SWC (FIRST TEAM ONLY): 172 players, 237 times
ALL-TIME NFL DRAFT PICKS: 285 (24 in first round)

2026 FOOTBALL SCHEDULE

Sept. 5	North Alabama	Fayetteville
Sept. 12	at Utah	Salt Lake City, Utah
Sept. 19	Georgia*	Fayetteville
Sept. 26	Tulsa	Fayetteville
Oct. 3	at Texas A&M*	College Station, Texas
Oct. 10	Tennessee*	Fayetteville
Oct. 17	at Vanderbilt*	Nashville, Tenn.
Oct. 31	Missouri*	Fayetteville
Nov. 7	at Auburn*	Auburn, Ala.
Nov. 14	South Carolina*	Fayetteville
Nov. 21	at Texas*	Austin, Texas
Nov. 28	LSU*	Fayetteville

**denotes SEC game*

FOOTBALL COMMUNICATIONS

KYLE PARKINSON, SR. ASSOCIATE AD / COMMUNICATIONS & BROADCAST
Phone: 479-387-4753 (cell); Email: kparkin@uark.edu
OLIVER GRIGG, DIRECTOR OF COMMUNICATIONS
Phone: 479-502-6577 (cell); Email: ogrigg@uark.edu
HUNTER CORNELIUSEN, ASSISTANT DIRECTOR OF COMMUNICATIONS
Phone: 479-380-2194 (cell); Email: hc068@uark.edu
MAILING ADDRESS: Communications Office, P.O. Box 7777, Fayetteville, AR 72702
OVERNIGHT ADDRESS: Communications Office, 350 N Razorback Road, Fayetteville, AR 72701
PRESS BOX PHONE (RAZORBACK STADIUM): 479-575-6622

FOOTBALL STAFF

Ryan Silverfield (Hampden-Sydney College, 2003)	Head Coach
Tim Cramsey (New Hampshire, 1998)	Offensive Coordinator
Ron Roberts (UT Martin, 1990)	Defensive Coordinator
Chad Lunsford (Georgia College, 2000)	Special Teams Coordinator
Deron Wilson (Southern Miss, 2013)	co-Defensive Coordinator/Secondary
Kynjee' Cotton (Alabama State, 2012)	Defensive Run Game Coordinator/Defensive Line
Eddie Hicks (Southern Miss, 2009)	Cornerbacks
David Johnson (Nicholls State, 1995)	Assistant Head Coach/Running Backs
Marcus Johnson (Ole Miss, 2004)	Offensive Line
Jeff Myers (Toledo, 2014)	Run Game Coordinator/Offensive Line
Larry Smith (Vanderbilt, 2011)	Wide Receivers
Mitch Stewart (Valdosta State, 2005)	Quarterbacks
Morgan Turner (Illinois, 2009)	Tight Ends
Landius Wilkerson (Alabama State, 2005)	Defensive Line
Cannon Gibbs (East Carolina, 2019)	Linebackers/Assistant Position Coach
Jake Jiannoni (Southeastern Louisiana, 2018)	Outside Linebackers/Assistant Position Coach
CJ Wilford (Southern Utah, 2018)	Safeties/Assistant Position Coach
Noah Franklin (Oklahoma State, 2010)	Head Strength & Conditioning Coach
Andrew Tokarz (Worcester State, 2011)	Sr. Associate Director of Strength & Conditioning
David Young (Central College, 2012)	Associate Director of Strength & Conditioning
Keith Blank (West Texas A&M, 2019)	Assistant Strength & Conditioning
Rashad Jefferson (Valdosta State, 2022)	Assistant Strength & Conditioning
Reid Peters (Winona State, 2017)	Return to Play Specialist
Cole Forney (NW Missouri State, 2018)	Director of Sport Science
Gaizka Crowley	Executive Director of Player Acquisition
Patrick Doherty	Football Chief of Staff
Amanda Gilpin	Director of Football Operations
Izzy Dunn	Administrative Assistant / Head Coach
William Henges	Administrative Assistant / Assistant Coaches
Luke Hanson	Graduate Assistant - Operations
Scott Gasper	Senior Director of Recruiting & Player Personnel
Fletcher Kelly	Director of Scouting
Blake Moore	Assistant Director of Player Personnel
Ian Schmidt	Assistant Director of Player Personnel
Cole Wright	Assistant Director of Player Personnel
Darcy Daugherty	Director of On-Campus Recruiting
Donavan Ellison	Assistant Director of Recruiting
Alexis Bolding	Graduate Assistant - On-Campus Recruiting
TaKiyah Stewart	Graduate Assistant - On-Campus Recruiting
Dakota Tillman	Assistant Special Teams Coordinator
Andy Rinehart	Special Teams Quality Control
Chance Alberswerth	Defensive Quality Control / Defensive Line
Che Hendrix	Senior Defensive Analyst
Simeon Blair	Defensive Quality Control / Defensive Backs
Nick Mathews	Offensive Quality Control / Research
Aaron Odom	Offensive Quality Control / Wide Receivers
Maurquice Shakir	Offensive Quality Control / Offensive Line
Bryce Robertson	Graduate Assistant - Tight Ends
Danny Wheeler	Director of Player Development
Neil Harrell	Assistant Director of Player Development
Jaylan Brown	Graduate Assistant - Player Development
Hanna Axene-Sorensen	Director of Football Relations
Brey Cook	Manager of Alumni and High School Relations
Jacob Tepp	Director of Football Video
Ian Brewer	Assistant Director of Football Video
Marcus Clevenger	Graduate Assistant - Football Video
Dalton Withrow	Director of Football Equipment Operations
Daniel Beavers	Assistant Director of Football Equipment Operations
CJ Clower	Graduate Assistant - Equipment
Natalie Grill	Director of Football Nutrition
Elly Speece	Football Nutrition Assistant
Vince Blankenship	Associate Director of Sports Medicine
Tamaria Hibbler	Associate Athletic Trainer (Football)
James Beasley	Senior Assistant Athletic Trainer
Paulina Piech	Assistant Athletic Trainer
Allie Charleson	Assistant Athletic Trainer
Eliza Vandewalle	Director of Creative Media
Landon Persinger	Director of Graphic Design
Jesus Wences	Creative Content Producer

HEAD COACH RYAN SILVERFIELD





Ryan Silverfield, one of the nation's winningest coaches over the last three seasons, has been named the 35th head coach of the Arkansas Razorbacks.

Silverfield has been one of the most successful head coaches in the country since taking over the Memphis program in December 2019, going 50-25, including a pair of 10+ win seasons in 2023 and 2024, while earning bowl eligibility in all six years. With eight wins last season, Memphis has posted 29 victories over the last three seasons to be among the nation's Top 15 programs in wins. His final Tigers team also extended the program's streak to 12 straight bowl appearances – the longest streak among non-Power 4 programs in the nation.

The 2025 Tigers featured an explosive offense once again, finishing the regular season No. 19 in the FBS averaging 34.6 points per game to mark the fourth consecutive season a Memphis team has ranked inside the Top 25 for points per game at the end of a season. All six of Silverfield's Memphis teams have averaged 30+ points per game. The Tigers are one of just five schools nationally to rank in the Top 20 in scoring in each of the past three seasons, joining Notre Dame, Oregon, Ole Miss and Texas State.

The team's defense has shown steady improvement over the last three seasons, allowing just 22.5 points per game this year – the best of the Silverfield era and third-best in the American Conference this season. The Tigers' defense also ranked third in the American allowing 361.1 yards per game, a number that has improved dramatically over the last two seasons. The team's 19 forced turnovers also helped Memphis rank 13th in the FBS in turnover margin at plus-9.

Memphis' historic 2024 season saw the Tigers accomplish back-to-back 10-win seasons for the first time in program history with an 11-2 record capped off by a Frisco Bowl win over West Virginia. The 11-win campaign was good enough to place the Tigers in the final Coaches Poll at No. 23 and the final AP poll at No. 24, the first time Memphis had finished inside the Top 25 of either poll since 2019. That Memphis team also cracked the College Football Playoff Top 25 in December at No. 25 after a win over Tulane to snap the Green Wave's 17-game conference winning streak. The Tigers spent 10 weeks ranked or receiving votes in the AP Poll and received votes or were ranked in 14 out of 17 editions of the Coaches Poll.

Silverfield became the first Memphis head coach in history to win Tennessee Sports Writers Association Coach of the Year honors for the second time in 2023 after leading the Tigers to a 10-2 season. His squad captured just the fifth 10-win season in program history and won his school record fourth bowl game with a 36-26 win over Iowa State in the AutoZone Liberty Bowl.

The 2022 Tigers won their second consecutive bowl game to make him the first Memphis head coach to win back-to-back bowl games.

In 2021, true freshman QB Seth Henigan earned Freshman All-America honors while leading the Tigers. He passed for 3,322 yards and 25 touchdowns to shatter the school's freshman passing yards record and rank sixth overall on the program's single-season list. His 25 touchdowns matched the seventh-most in school history.

His first season as the Tigers' head coach ended with an 8-3 record during the 2020 season. Silverfield's .727 winning percentage set the school record for winning percentage by a head coach, with the team's eight wins matching Mike Norvell's record for a first-year head coach. On the field, Memphis ranked 22nd in the nation in total offense (453.1) and finished 17th in the country in both passing offense (307.9) and first down offense (260). Defensively, the Tigers were 13th in turnovers gained (20), 17th in passes intercepted (12) and 19th in red zone defense (.744).

After more than 18 years of coaching experience at the high school, college and NFL levels, Silverfield joined the Memphis staff in 2016 as the team's offensive line coach and quickly began his ascension on the Tigers' staff earning a promotion to Run Game Coordinator in 2017 before being named Assistant Head Coach in 2018 and Deputy Head Coach in 2018.

HEAD COACH RYAN SILVERFIELD



THE SILVERFIELD FILE

BIRTHDATE: August 4, 1980
HOMETOWN: Jacksonville, Fla.
HIGH SCHOOL: The Bolles School (Jacksonville, Fla.)
COLLEGE: Hampden-Sydney College (Va.), 2003 Economics
FAMILY: Wife - Katie; Daughters - Adeline and Cecilia

COACHING EXPERIENCE

1999	The Bolles School - Assistant Coach
2000	Hampden-Sydney College (Va.) - Offensive Assistant
2001-02	Hampden-Sydney College (Va.) - Defensive Line
2003	Hampden-Sydney College (Va.) - Tight Ends, H-Backs
2004	Memorial Day HS - Head Coach
2005	Jacksonville - Quarterbacks
2006	Central Florida - Graduate Assistant, Offense
2007	Central Florida - Graduate Assistant, Defense
2008-10	Minnesota Vikings - Offensive Quality Control, DL Assistant
2011-13	Minnesota Vikings - Assistant Offensive Line
2014	Toledo - Offensive Consultant
2015	Arizona State - Senior Offensive Analyst
2015	Detroit Lions - Assistant Offensive Line
2016	Memphis - Offensive Line
2017	Memphis - Run Game Coordinator, OL
2018	Memphis - Assistant Head Coach, Run Game Coordinator, OL
2019	Memphis - Deputy Head Coach, Run Game Coordinator, OL
2019-25	Memphis - Head Coach

Silverfield's 2018 offensive line was one of 10 semifinalists for the Joe Moore Award, given to the best offensive line in college football. He was named one of six finalists for the offensive line coach of the year award sponsored by FootballScoop and has been recognized as one of the top recruiters during his time at Memphis. In 2017, he was tabbed the fourth-best recruiter in The American by 247Sports.com.

Prior to Memphis, Silverfield split the 2015 season at Arizona State as a senior offensive analyst and with the NFL's Detroit Lions as an assistant offensive line coach – his second stint coaching in the NFL. He helped a 2-7 Lions team finish 5-2 over the final two months of the season behind a revamped offensive line that allowed QB Matthew Stafford to throw 17 touchdowns with only one interception during that seven-game stretch.

In 2014, as an offensive consultant, he helped Toledo to a 9-4 mark and a 7-1 record in the Mid-America Conference to win the West division. The nine wins for the Rockets were the team's most since 2001, capped off by a GoDaddy.com Bowl win over Arkansas State. Silverfield's work with the offensive line helped pave the way for one of the best offenses in school history as the Rockets set school records for total offense, total rushing yardage and first downs per game while also ranking among the program's top-five in points per game (2nd), touchdowns scored (3rd) and rushing touchdowns (3rd). The offense led the MAC in scoring offense, total offense, rushing offense and first downs with RB Kareem Hunt leading the league in rushing (1,631 yards) and leading FBS in yards per carry (8.0).

Silverfield spent six seasons with the Minnesota Vikings (2008-13) working with both the offensive and defensive lines. During his time in Minneapolis, the Vikings won a pair of NFC North Division titles with three playoff appearances, including the 2009 NFC Championship game. He worked with an offensive line that blocked for NFL MVP Adrian Peterson in 2012 as Peterson ran for a league-best 2,097 yards.

At UCF in 2006-07, he worked on both sides of the ball as a graduate assistant. His first season with the Knights was spent with the offense and his second season with a Knights' defense that led the way to a 10-4 season and a Conference USA championship.

In 2005, Silverfield served as the quarterbacks coach at Jacksonville University. At the age of 23, he served as the head coach at Memorial Day High School in Savannah, Ga. in 2004.

He coached throughout his time during college at Hampden-Sydney College (Va.) starting as an offensive assistant in 2000 before taking over the Tigers' defensive line in 2001-02. He helped the Tigers to a 9-1 record in 2003 as the team's tight ends and H-backs coach during his final season. The offense led the nation with 47.0 points per game and scored 45+ points in all 10 games that season.

Silverfield began his coaching career at his alma mater – The Bolles School – in 1999. As a player at Bolles, he was a member of two state championships in 1995 and 1999, helping the Bulldogs to a No. 1 ranking in the USA Today Super 25 national high school poll.

Silverfield and his wife, Katie, have twin daughters, Adeline and Cecilia.

COACHING STAFF

TIM CRAMSEY
OFFENSIVE COORDINATOR

Tim Cramsey rejoins Silverfield after serving as his offensive coordinator at Memphis. In his four seasons calling plays for the Tigers, his offenses were among the nation's best in scoring, ranking in the Top 25 all four years while averaging 36.3 points per game over 51 games across his tenure.

His final Memphis offense featured a balanced attack in 2025, averaging 420.7 total yards per game with 186.1 yards rushing and 234.6 yards passing. The Tigers' offense featured three All-American Conference selections, including first teamers WR Cortez Braham Jr. and OL Travis Burke. RB Sutton Smith was third-team selection as a running back and a first-team pick as a return specialist. Braham Jr. led the Tigers with 63 receptions, 889 yards and eight touchdowns. Smith paced the Memphis running game with 669 yards on just 102 carries with seven touchdowns. As a returner, Smith combined for 280 yards on 15 punt returns and five kick returns, including a 99-yard touchdown at UAB.

Memphis' 11-win season in 2024 was fueled by Cramsey's offense that helped the Tigers finish the season No. 23 in the Coaches' Poll and No. 24 in the AP Poll. The Tigers averaged 35.7 points per game to rank 12th nationally while averaging 444.5 yards per game to rank 16th in the FBS. QB Seth Henigan became the American Conference's all-time leading passer with 14,266 yards and 104 touchdowns in his four-year career with the Tigers.

Prior to joining Silverfield's Memphis staff, Cramsey served as the offensive coordinator at Marshall for four seasons (2018-21). His 2021 offense finished the year ranked 16th with 456.8 yards per game of total offense and 18th in passing yards per game with 294.4 yards. RB Rasheen Ali earned Freshman All-American honors from the Football Writers Association of America and First-Team All-Conference USA after leading the nation in rushing touchdowns (23), scoring (11.5 ppg), total points (150) and total touchdowns (25). His 1,401 yards were good enough for 10th in the FBS. QB Grant Wells passed for 3,532 yards to finish 15th in the nation. In 2020, Wells earned Conference USA Freshman of the Year and First-Team All-Conference USA. RB Brenden Knox was named Conference USA Most Valuable Player after scoring 11 touchdowns and running for 1,387 yards.

Cramsey has served as an offensive coordinator at seven schools since 2009, when he was promoted to take over the offense at New Hampshire, his alma mater. He called plays at FIU in 2012, Montana State for three seasons (2012-15), Sam Houston State in 2017, Marshall and Memphis.

As a player at New Hampshire (1994-97), Cramsey played quarterback and long snapper. He and his wife, Amy, have two sons, Brock and Bryce.



THE CRAMSEY FILE

BIRTHDATE: October 8, 1975
HOMETOWN: Allentown, Pa.
HIGH SCHOOL: Allentown Central Catholic HS
COLLEGE: New Hampshire, 1998
FAMILY: Wife - Amy; Sons - Brock and Bryce

COACHING EXPERIENCE

2001	Allentown Central Catholic HS (Pa.) - Offensive Coordinator
2002	Emmaus HS (Pa.) - Offensive Coordinator
2003-05	New Hampshire - Tight Ends/Fullbacks
2006-07	New Hampshire - Running Backs
2008	New Hampshire - Quarterbacks
2009-11	New Hampshire - Offensive Coordinator/Quarterbacks
2012	FIU - Offensive Coordinator/Quarterbacks
2013-15	Montana State - Offensive Coordinator/Quarterbacks
2016	Nevada - Offensive Coordinator/Quarterbacks
2017	Sam Houston State - Offensive Coordinator/Quarterbacks
2018-21	Marshall - Offensive Coordinator/Quarterbacks
2022-25	Memphis - Offensive Coordinator/Quarterbacks

PLAYING EXPERIENCE

1994-97	New Hampshire

COACHING STAFF

RON ROBERTS
DEFENSIVE COORDINATOR

The veteran Ron Roberts takes over the Arkansas defense after leading the Florida defense each of the last two seasons.

Roberts brings over 30 years of coaching experience, including head coaching experience at the high school level, Division II level at Delta State and the FCS level at Southeastern Louisiana. He has served as a defensive coordinator at the Power 4 level since 2020 when he led Baylor's defense before taking over Auburn's defense in 2023.

His first Florida defense in 2024 helped the Gators to a late-season rally to win the team's final four games with wins over No. 21 LSU, No. 9 Ole Miss, rival Florida State and Tulane in the Gasparilla Bowl. The Gators' defense finished the season ranked ninth nationally in the red zone (.725), 11th in sacks per game (3.0) and fumbles recovered (11) and 13th with 25 turnovers gained. Florida forced at least one takeaway in 12 of the team's 13 games, including 10 consecutive games.

The Gator defense improved in nearly every statistical category from 2023 to 2024, including sacks (+17), tackles for loss (+28), forced fumbles (+11), pass breakups (+12), interceptions (+11) and turnovers gained (+18).

In his lone season at Auburn, the defense saw improvements and was among the best in the country and SEC in multiple categories.

Roberts guided Auburn to Top 50 finishes in scoring defense, sacks, tackles for loss and total defense. The Tigers also ranked in the Top 25 in third-down defense and first-downs allowed while ranking No. 1 in the SEC in red zone defense. In the conference, Auburn was second in third-down defense, third in pass defense and fourth in interceptions. According to Pro Football Focus (PFF), Roberts' defense graded high in pass coverage (17th), total defense (18th), rushing defense (19th) and tackling (24th).

In his three years at Baylor (2020-22) as the defensive coordinator and inside linebackers' coach, he helped the Bears capture the program's third Big 12 Title in program history and first BCS/New Year's Six bowl victory in the modern era.

In 2021, the defense was one of the nation's top units as one of three defenses to limit every opponent to 30 points or less. Baylor led the conference in interceptions (19), turnovers gained (27), turnover margin (0.93) and defensive touchdowns (3). Additionally, the Bears were second in the Big 12 in run defense (118.4 ypg), scoring defense (18.3 PPG), pass efficiency defense (121.54) and sacks per game (3.14).

En route to the conference title, BU held Oklahoma to its lowest scoring (14) and yardage (260) marks in five years under Lincoln Riley. Baylor became the first Big 12 team to hold OU without a passing TD since Nov. 22, 2014, which snapped a 65-game streak for the Sooners.

Roberts' defense also helped capture the 2022 Sugar Bowl while limiting Ole Miss to just seven points, an offense that averaged 28.9 points per game that season. The Bears had 10 sacks in the win to set a Sugar Bowl record as was Al Walcott's 96-yard interception return for a touchdown.

In his first season in Waco in 2020, the defensive unit finished second in the conference in pass defense (203.0 ypg), interceptions (12) and third in turnovers forced (17).



Roberts began his coaching career in 1990 as the head coach at Houston HS in Tennessee. He took over as the head coach at Burroughs HS in his native California in 1994 before spending seven seasons combined at Greensboro (1997), Tusculum (1998-2002) and Texas State (2003) before returning to California and the high school ranks as the head coach at Mount Whitney HS in 2004. Roberts took over the defense at Delta State in 2005 leading the Fighting Okra's defense for two seasons before being named the head coach in 2007. He made the jump to Southeastern Louisiana as the Lions' head coach in 2012. He served as Billy Napier's defensive coordinator at Louisiana for two seasons (2018-19) before leaving for Baylor.

Roberts played at UT Martin, where he was a linebacker. He and his wife, Didi, have three children - Reed, Reilly and Ryan.

THE ROBERTS FILE

BIRTHDATE: October 9, 1967
HOMETOWN: Visalia, Calif.
HIGH SCHOOL: Golden West HS
COLLEGE: UT Martin, 1990; Memphis, 19928
FAMILY: Wife - Didi; Sons - Reed and Ryan; Daughter - Reilly

COACHING EXPERIENCE

1990-93	Houston HS (Tenn.) - Defensive Coordinator
1994-96	Burroughs HS (Calif.) - Head Coach
1997	Greensboro - Assistant Coach
1998-2002	Tusculum - Assistant Head Coach/Defensive Coordinator
2003	Texas State - Defensive Coordinator
2004	Mount Whitney HS (Calif.) - Head Coach
2005-06	Delta State - Defensive Coordinator
2007-11	Delta State - Head Coach
2012-17	Southeastern Louisiana - Head Coach
2018-19	Louisiana - Defensive Coordinator
2020-22	Baylor - Defensive Coordinator/Inside Linebackers
2023	Auburn - Defensive Coordinator
2024	Florida - Executive Head Coach/Co-Defensive Coordinator/Linebackers
2025	Florida - Executive Head Coach/Defensive Coordinator

PLAYING EXPERIENCE

1988-89	UT Martin

CHAD LUNSFORD
SPECIAL TEAMS COORDINATOR

Chad Lunsford joins the Arkansas staff after most recently serving as the special teams coordinator for Auburn in 2025.

Auburn kicker Alex McPherson benefitted from working with Lunsford in his senior season, making a career-best 20 field goals. The Tigers owned one of the better teams units in the Southeastern Conference, allowing just six yards per punt return (5th in SEC) while ranking third in the league with 22.95 yards per kick return, including a kick return for a score.

Lunsford brings a wealth of head coaching experience to the Arkansas staff, having served as head coach at Georgia Southern (2018-21) and as an interim head coach at Florida Atlantic for the final two games in 2024.

He joined FAU in February of 2022 and was elevated to associate head coach in January of 2023. While with the Owls, he served as the team's special teams coordinator and tight ends coach.

In 2022, freshman punter Riley Thompson ended his season providing every punt for an average of 45.8 yards, ranking second among all C-USA punters and No. 10 nationally for that average. As units, the Owls were No. 14 in kickoff return defense and No. 21 in net punting.

The Owls were ranked No. 4 nationally in punt returns in 2023, a 32-spot leap while the kick return unit moved up 34 spots by averaging nearly three yards more per return than in 2022. Punter Logan Lupo was among the best in the American Conference in 2023 and 2024. His 44.5 yards per punt ranked third in 2024 and his 44.1 average was third in 2023. Punt returner LaJohntay Wester finished second nationally in punt return touchdowns and was a FWAA First-Team All-American and Wester AAC Special Team Player of the Year and First-Team AAC selection.

As the head coach at Georgia Southern, Lunsford went 28-21 taking over as the interim head coach in 2017. In his first full season as the head coach, the Eagles went 10-3 capped by a win in the Camellia Bowl. His first three teams all earned bowl berths with wins in the Camellia Bowl in 2018 and in the New Orleans Bowl in 2020.

Prior to taking over as the head coach at Georgia Southern, Lunsford served as the special teams coordinator (2016), tight ends coach (2014-15) and wide receivers coach (2013) for the Eagles. Lunsford's work with the Eagles' special teams was quickly noticed, earning him a Broyles Award nomination in 2016 after the squad blocked seven kicks and kicker Younghoe Koo was named a Lou Groza Award finalist. Koo was named to the Pro Bowl in 2020 after a stellar season for the Atlanta Falcons. Lunsford immediately developed another NFL kicker for the Eagles, transforming Tyler Bass into a three-time All-Sun Belt performer before the Buffalo Bills selected him in the sixth round of the 2020 NFL Draft.

He earned his first SEC experience at Auburn 2009-12 in an off-field role as the Tigers' Director of Scouting and Player Personnel. The Tigers brought in three of the nation's top recruiting classes in 2010, 2011 and 2012. His work helped Auburn claim the 2010 BCS national championship and the SEC title.

His coaching career started in 1996 as a student assistant at Georgia Military College. He took over the tight ends at Appalachian State for two seasons (2001-02) before his first opportunity at Georgia Southern as the



team's slotbacks coach (2003-05). The Eagles landed the 2004 Southern Conference championship. He coached Georgia Southern's all-time leading receptions leader Raja Andrews, who caught 127 passes and set the program's single-season record with 873 yards.

After stints at Griffin HS (2006) and another at Georgia Military College (2007-08) followed by his time at Auburn, Lunsford found his way back to Georgia Southern in 2013 as the wide receivers coach.

Lunsford is married to the former Tiffany "Tippy" Hyde, the couple has three children – Sophie, Rhett and Josie.

THE LUNSFORD FILE

BIRTHDATE: February 24, 1977
HOMETOWN: Elberton, Ga.
HIGH SCHOOL: Elbert County HS
COLLEGE: Georgia College, 2000
FAMILY: Wife – Tiffany "Tippy"; Daughters – Sophie and Josie; Son – Rhett

COACHING EXPERIENCE

1996	Georgia Military – Student Assistant
1997-99	Georgia Military – Running Backs
2000	Georgia Military – Running Backs/Linebackers
2001-02	Appalachian State – Tight Ends
2003-05	Georgia Southern – Slotbacks
2006	Griffin HS (Ga.) – Linebackers
2007-08	Georgia Military – Special Teams/Linebackers
2009-12	Auburn – Director of Scouting and Player Personnel
2013	Georgia Southern – Wide Receivers
2014-15	Georgia Southern – Tight Ends
2016	Georgia Southern – Special Teams Coordinator
2017	Georgia Southern – Interim Head Coach/Special Teams Coordinator
2018-21	Georgia Southern – Head Coach
2022	Florida Atlantic – Special Teams Coordinator/Tight Ends
2023-24	Florida Atlantic – Associate Head Coach/Special Teams Coordinator/ Tight Ends
2024	Florida Atlantic – Interim Head Coach/Special Teams Coordinator/Tight Ends
2025	Auburn – Special Teams Coordinator

DERON WILSON
CO-DEFENSIVE COORDINATOR/SECONDARY

Deron Wilson returns to The Hill after one season away coaching the defensive backs at Florida and working with defensive coordinator Ron Roberts. The Florida defense improved against the pass in Wilson's lone season back in Gainesville, allowing 222.9 yards per game.

Wilson coached the Arkansas secondary during the 2023-24 seasons, helping the Hogs' secondary become one of the most improved units on the team. In 2023, Arkansas was fourth in the league in passing yards allowed per game (202.8 ypg) and ranked third with 12 interceptions, including four pick-sixes that tied for the national lead.

The Hogs' secondary was arguably the most improved unit on the team in 2023. The Razorbacks ranked fourth in the SEC in passing yards allowed per game with 202.8 yards, the program's best effort since 2011 when they allowed 195.2 yards per game. Arkansas' 12 interceptions ranked third in the league and the team's four pick-sixes matched five other teams to lead all of FBS. The Hogs' defense scored five total touchdowns on the season, including Jaylon Braxton's fumble return for a score in the win at Florida.

Wilson's work alongside co-defensive coordinator Marcus Woodson was impactful for an entire defense that allowed 357.2 yards per game, the program's fewest yards allowed per game in a decade, but it was clear Wilson's fingerprints were all over a secondary that led the way. Wilson helped mold Braxton into one of the best young cornerbacks in the SEC. He earned Freshman All-SEC honors after posting 20 tackles and a team-best eight pass breakups. Cornerback Dwight McGlothern and safety Alfahiym Walcott led the Hogs with three interceptions each while Jayden Johnson's 62 tackles were third-most on the squad.

Wilson joined the Razorbacks' staff after serving one season at Florida as a quality control analyst working with the Gators' cornerbacks. In his lone season in The Swamp, Wilson worked alongside cornerbacks coach Corey Raymond to improve sophomores Jaydon Hill and Jalen Kimber. Hill led the Gators with two interceptions, including a pick-six against Missouri.

Prior to joining the staff at Florida, Wilson spent two seasons as the defensive coordinator at McNeese (2020-21). He was named the Cowboys' interim defensive coordinator a week prior to the spring season opener against Tarleton State. The Pokes played seven games in the spring of 2021 following the canceled 2020 season due to the COVID-19 pandemic. Wilson's secondary improved during the spring season, allowing 35 fewer yards passing compared to 2019. The defense improved even more during the Cowboys' fall 2021 season, giving up fewer points per game, rushing yards per game, passing yards per game and points per game. Defensive lineman Isaiah Chambers was named the Southland Conference's Defensive Player of the Year and joined defensive lineman Mason Kinsey, linebacker Kordell Williams and defensive back Andre Sam as the Cowboys placed four defenders on the All-Southland Conference first team.

Wilson coached at UTSA for four seasons, spending the final two as the Roadrunners' cornerbacks coach after starting as a graduate assistant. In Wilson's first season leading the unit, the Roadrunners' cornerbacks added to the team's 19 turnovers with seven of the team's nine interceptions. Cassius Grady matched the UTSA single-season record with four interceptions and finished with 45 tackles. Clayton Johnson picked off a pair of passes despite missing the final five games while Teddrick McGhee added one interception despite playing in just six games.

UTSA boasted one of the nation's top defenses in 2017, as the Roadrunners led Conference USA in seven different statistical categories and ranked in the Top 10 among all Football Bowl Subdivision teams in five. UTSA held eight of its 11 opponents to under 300 yards of total offense, including a school-record 149 yards in a 51-17 win over Southern, and five teams to less than 100 yards rushing, highlighted by a program-record 37 yards at Texas State in a 44-14 win.

During his time as a graduate assistant, Wilson helped tutor a secondary that saw three players – Michael Egwuagu, Nate Gaines and Jordan Moore – earn All-Conference USA honors as the Roadrunners earned bowl eligibility in back-to-back seasons.



Wilson was a standout cornerback at Southern Miss from 2010-12 and a Jim Thorpe Award Preseason Watch List honoree before an ankle injury sidelined him for his senior season in 2013. He helped lead the Golden Eagles to consecutive bowl games while starting 39 straight games. He finished his career with 171 tackles and eight interceptions, including four returned for touchdowns.

He was a Phil Steele Freshman All-American and earned C-USA All-Freshman Team and second-team all-conference accolades in 2010 after registering 35 tackles, three interceptions, 12 pass breakups, one blocked punt and a pair of defensive scores. As a sophomore, he helped the Golden Eagles to a C-USA title making 75 tackles with four interceptions and a team-best 17 passes defended to earn second-team all-league honors from Phil Steele.

Wilson earned a degree in interdisciplinary studies from Southern Miss in May 2013.

The New Orleans, La. native starred at O. Perry Walker HS earning all-district honors three times and all-area twice while being ranked as the No. 44 player in the state as a senior in 2008.

He is married to the former Paige Alexander and has twin children – a son, Deron Kadeem Wilson II, and a daughter, Dakota Marie Wilson.

THE WILSON FILE

BIRTHDATE: July 31, 1990
HOMETOWN: New Orleans, La.
HIGH SCHOOL: O. Perry Walker HS (La.)
COLLEGE: Southern Miss, 2013
FAMILY: Wife – Paige; Children – twins Deron Kadeem Wilson II (son), Dakota Marie Wilson (daughter)

COACHING EXPERIENCE

2016-17	UTSA – Graduate Assistant/Defense
2018-19	UTSA – Cornerbacks
2020-21	McNeese – Defensive Coordinator
2022	Florida – Quality Control/CBs
2023-24	Arkansas – Secondary
2025	Florida – Defensive Backs

PLAYING EXPERIENCE

2010-12	Southern Miss

KYNJEE' COTTON
DEFENSIVE RUN GAME COORDINATOR/DL

Kynjee' Cotton comes to Arkansas after spending the 2024 and 2025 seasons with the Miami Dolphins as the assistant defensive line coach.

His two seasons in the NFL came after more than a decade of coaching in the collegiate ranks. His work with the 2024 Dolphins helped the team produce a top-five defense, ranking fourth in total defense allowing 314.4 yards per game. Cotton helped defensive tackles Calais Campbell and Zach Sieler produce at a high level with Sieler leading the team with 10.0 sacks and 13.0 tackles for loss. Campbell recorded 12 tackles for loss, second on the squad.

Cotton brings SEC experience, having spent the 2023 season at LSU as a senior defensive analyst and a year as a strength and conditioning assistant at Alabama early in his career (2013). His lone season with the Tigers was a 10-3 campaign ending with a No. 12 ranking in the final AP and Coaches polls.

In 2022, Cotton helped transform Travis Bell into an All-ASUN performer at Kennesaw State. Bell then became the first NFL Draft pick in program history when he was taken in the seventh round by Chicago in the 2023 NFL Draft. Cotton spent three seasons (2019-21) at Samford coaching defensive ends. During the spring season of 2021, he helped Nelson Jordan earn Second-Team All-Southern Conference honors after leading the team with 7.5 tackles for loss and 4.0 sacks.

Cotton coached the defensive line at West Georgia in 2018 after spending two seasons at North Carolina as a defensive quality control. He earned his first on-field coaching position at Birmingham Southern in 2015 as the team's defensive line coach after spending the 2014 season as a graduate assistant at UAB. Cotton was a strength and conditioning intern at the University of Alabama during the fall of 2013, where he worked with football, baseball and rowing. His coaching career began as a student assistant at Alabama State in 2012.

He was a four-year letterman at Alabama State as a defensive lineman. He served as a team captain and was named Second-Team All-Southwestern Athletic Conference as a senior. He is married to his wife, Chatil.



THE COTTON FILE

HOMETOWN: Daphne, Ala.
HIGH SCHOOL: Daphne HS (Ala.)
COLLEGE: Alabama State, 2012
FAMILY: Wife - Chatil

COACHING EXPERIENCE

2012	Alabama State - Student Assistant
2013	Alabama - Strength & Conditioning
2014	UAB - Graduate Assistant
2015	Birmingham Southern - Defensive Line
2016-17	North Carolina - Defensive Quality Control
2018	West Georgia - Defensive Line
2019-21	Samford - Defensive Ends
2022	Kennesaw State - Defensive Ends
2023	LSU - Senior Defensive Analyst
2024-25	Miami Dolphins - Assistant Defensive Line

PLAYING EXPERIENCE

2008-11	Alabama State

COACHING STAFF

EDDIE HICKS
CORNERBACKS

Eddie Hicks comes to Arkansas from Cincinnati, where he coached the Bearcats' cornerbacks in 2025.

The Cincinnati defense allowed 24.8 points per game to help the Bearcats earn an invitation to the AutoZone Liberty Bowl. Senior Logan Wilson broke up six passes to lead the team's cornerbacks and help the Bearcats post a coverage grade of 77.5 according to Pro Football Focus.

Hicks spent two seasons at LSU as the Tigers' lead defensive analyst (2023-24). The Tigers won 19 games during his two seasons, including a 10-3 mark in 2023. He coached at Jacksonville State as the Gamecocks' cornerbacks coach in 2022 with the team going 9-2 in their final season in FCS. The defense allowed just 216.0 passing yards per game while intercepting eight passes.

Over his three seasons at Charlotte coaching the cornerbacks, the 49ers set a school record for wins (7) and the program's longest winning streak (5) while also earning the first bowl game in school history with a trip to the 2019 Bahamas Bowl. The 2019 49ers defense was the second-best against the pass in Conference USA, allowing 189.0 yards per game. Cornerback Nafees Lyon, who was the nation's top DB against post routes according to Pro Football Focus, earned All-Conference USA honorable mention. Fellow defensive back Lance McMillan was a C-USA All-Freshman Team selection.

Hicks returned to his alma mater, Southern Miss, in 2018 as the Golden Eagles' cornerbacks coach. His work helped the defense lead Conference USA and rank 10th nationally in passing defense, yielding just 175.6 yards per game. The Eagles' 14 interceptions ranked fourth in the league with Ky'el Hemby's six picks paced C-USA.

Hicks earned his first on-field coaching position at Murray State in 2015 as the Racers' defensive backs coach before moving onto Austin Peay, where he coached for two seasons (2016-17). At Austin Peay, he was part of one of the most remarkable turnarounds in college football as the Govs bounced back from consecutive winless seasons to go 8-4 in 2017. That team snapped a 29-game losing streak in 2017 en route to the program's first winning record in a decade.

He began his coaching career in 2012 as a graduate assistant at Alcorn State before spending a year at Cincinnati as a graduate assistant in 2013 and a year at Cal in 2014 as a defensive quality control.

Hicks played at Southern Miss, graduating in 2009. He registered 238 tackles and 13 interceptions during his career, earning All-Conference USA accolades in 2008 and 2009 with an All-Freshman team nod in 2006. His Golden Eagles teams played in four bowl games during his tenure, winning the GMAC Bowl in 2006 and New Orleans Bowl in 2008.

He and his wife, JoTrina, have two sons – Eddie IV and Jayvion – and one daughter – Emani.



THE HICKS FILE

BIRTHDATE: March 24, 1987
HOMETOWN: Clarksdale, Miss.
HIGH SCHOOL: Clarksdale HS
COLLEGE: Southern Miss, 2009
FAMILY: Wife – JoTrina; Sons – Eddie IV and Jayvion; Daughter – Emani

COACHING EXPERIENCE

2012	Alcorn State – Graduate Assistant
2013	Cincinnati – Graduate Assistant
2014	Cal – Defensive Quality Control
2015	Murray State – Defensive Backs
2016-17	Austin Peay – Cornerbacks
2018	Southern Miss – Cornerbacks
2019-21	Charlotte – Cornerbacks
2022	Jacksonville State – Cornerbacks
2023-24	LSU – Lead Defensive Analyst
2025	Cincinnati – Cornerbacks

PLAYING EXPERIENCE

2006-09	Southern Miss

DAVID JOHNSON
ASSISTANT HEAD COACH/RUNNING BACKS

David Johnson joins the Arkansas staff from Florida State, where he coached the Seminoles running backs and served as the program's recruiting coordinator since 2020.

Throughout his career, he has coached 19 all-conference players who have earned a combined 29 all-conference honors, including Special Teams Player of the Year. At least one Johnson coached player heard his name called in seven consecutive drafts (2018-24).

Florida State's rushing attack led the ACC in yards per game this past season, averaging 218.7 yards while scoring a league-best 31 rushing touchdowns.

While at Florida State, Johnson helped build the Seminoles back into a national power in 2023 when the team went 13-0 during the regular season, including an ACC Championship. The Seminoles averaged 34.6 points per game – bolstered by 20 different players scoring at least one touchdown to match a program record – and ranked 18th in the country. The Seminoles also led the ACC with 61 total touchdowns scored, including 32 on the ground. Trey Benson finished the season with 1,133 all-purpose yards to go with 14 rushing touchdowns and one receiving score. His 14 rushing TDs total tied for seventh on FSU's single-season list and ranked second in the ACC and 15th nationally that year. Lawrance Toafili earned ACC Championship Game MVP after running for a career-high 118 yards, including a career-long 73-yard run, and the go-ahead touchdown in Florida State's 16-6 victory.

Johnson's running backs contributed to one of the most explosive offenses in the nation in 2022 while helping lead FSU to a 10-3 record and a final ranking of No. 10 in the Coaches Poll and No. 11 in the AP poll. Florida State led the nation averaging 7.5 plays of 20-plus yards per game, the program's highest season average since the 2013 national championship season. The team's 214.1 rushing yards per game were the most by a FSU team since 1995, fueled by eight games of 200+ yards rushing, including seven consecutive to end the regular season.

The Seminoles' offense led the ACC in eight different categories: third-down offense, yards per pass, yards per play, yards per rush, total offense, yards per completion, rushing offense and scoring offense. FSU was the first team to lead the ACC in scoring and total offense in the same season since 2019 and was one of only two teams nationally to lead its conference in yards per rush, yards per pass and yards per play in 2022.

Florida State's average of 214.1 rushing yards per game was the program's most since 1995, fueled by eight 200-yard rushing games, including a school-record-tying seven consecutive to end the regular season. In the season opener, FSU had three 100-yard rushers for the first time in school history and in the regular season finale, a 45-38 win over Florida, the Seminoles' five rushing touchdowns were the most by a Gator opponent since 1997.

Benson led the running backs with five 100-yard rushing games and led the league with his average of 5.5 yards per carry to earn Second-Team All-ACC. Treshaun Ward, who recorded a pair of 100-yard rushing games, was an honorable mention all-conference selection and semifinalist for the Burlsworth Trophy despite missing four games due to injury. Johnson's running backs combined for 2,283 rushing yards and 24 scores.

The 2021 season featured a breakout performance by All-ACC running back Jashaun Corbin. The redshirt sophomore gained 1,159 all-purpose yards with an average of 6.2 yards per carry to lead the ACC and rank 16th nationally among ball carriers with at least 10 rushing attempts per game. Corbin's speed was on display with touchdown runs of 89 yards against Notre Dame and 75 yards against Louisville. He was the only player in the ACC and one of six in the FBS with multiple 75-yard runs during the 2021 season and only the fourth player in FSU history with multiple 75-yard touchdown runs in a season.

In his first year at Florida State, Johnson coached a room full of newcomers as Florida State's running back room returned zero scholarship players from the 2019 season. He utilized the group's youth and versatility to account for 1,855 all-purpose yards and 13 touchdowns.

The Seminoles averaged 199.9 rushing yards per game, the program's best since 2016. In the season finale, a 56-35 win over Duke, Florida State rushed for six touchdowns – just the second time in program history with six rushing touchdowns in a league game – and 346 yards – the most by Florida State since 2012.

Prior to Florida State, Johnson coached at Tennessee for two years, leading the Volunteers' wide receivers in 2018 before taking of the team's running backs in 2019. RB Eric Gray broke UT's single-game true freshman rushing record with 246 yards against Vanderbilt, a total that ranked fifth on the Vols' all-time list. Nationally, it was the ninth-highest single-game total, and most by a true freshman, in 2019. Gray earned Gator Bowl MVP after recovering an onside kick and scoring the game-winning touchdown 30 seconds later. The 2018 team ranked sixth in the SEC with an average of 7.9 yards per catch and had four different receivers average more than 14.0 yards per reception, led by Josh Palmer's 21.04 average.

He coached alongside Silverfield at Memphis during the 2016-17 seasons as the Tigers' wide receivers coach and passing game coordinator. He developed former walk-on Anthony Miller into a consensus All-American in 2017 after Miller led the country with 18 receiving touchdowns, ranked third with 1,462 receiving yards and fifth with 96 receptions. Miller was selected 51st overall in the 2018 NFL Draft by the Chicago Bears. Memphis concluded the 2017 season ranked second in the country in points per game (45.5), fourth in total offense (523.1), sixth in passing efficiency (160.2) and seventh in passing yards per game (335.0)

The 2016 season was Miller's breakout year as he re-wrote Memphis' single-season records with 95 catches, 1,434 yards and 14 touchdowns. Those numbers all improved in Johnson's second season working with Miller. The 2016 Tigers ranked 14th in the country with 304.4 passing yards per game, and their 38.8 points-per-game average was 15th.



Johnson spent four seasons at Tulane coaching running backs and tight ends. The Green Wave played in the team's first bowl game in over a decade in 2013 when RB Orleans Darkwa earned MVP honors in the New Orleans Bowl after scoring three touchdowns. Johnson also developed a pair of Freshman All-Americans in RB Sherman Badie and TE Charles Jones.

Johnson began his coaching career at his alma mater, John F. Kennedy HS in Louisiana, as the team's wide receivers and tight ends coach before becoming the offensive coordinator at O. Perry Walker HS (La.). As offensive coordinator at John F. Kennedy HS and O. Perry Walker HS. He helped direct O. Perry Walker to three straight district championships and the 2002 state championship game while coaching All-American Craig Davis, a first-round selection by the Chargers in 2007 after winning a national championship at LSU, and Mike Wallace, who was taken in the third round in 2009 out of Ole Miss.

Johnson got his first taste of college football at Millsaps College for four seasons (2005-08) as the wide receivers and tight ends coach. He returned to high school football in 2009 when he began a successful stint as the head coach at St. Augustine HS (La.). He led the Purple Knights to district titles in 2010 and 2011, earning the district's Coach of the Year honor in 2011. During his time at St. Augustine, he coached future NFL players and All-Americans Tyrann Mathieu and Leonard Fournette Jr.

Johnson played at Nicholls State, where he earned All-Southland Conference honorable mention as a wide receiver in 1992 and again as a wide receiver and punt returner in 1993. He led the Colonels in each of those seasons, combining for 50 receptions for 990 yards and eight touchdowns over those two years.

Johnson and his wife, Akeia, have two sons – Jermaine and Karaaz – and one daughter – De'Von.

THE JOHNSON FILE

BIRTHDATE: August 7, 1971
HOMETOWN: New Orleans, La.
HIGH SCHOOL: John F. Kennedy HS (La.)
COLLEGE: Nicholls State, 1995
FAMILY: Wife – Akeia; Sons – Jermaine and Karaaz; Daughter – De'Von

COACHING EXPERIENCE

1997-99	John F. Kennedy HS (La.) – Wide Receivers/Tight Ends
2000-04	O. Perry Walker HS (La.) – Offensive Coordinator/Wide Receivers
2005-08	Millsaps College – Wide Receivers/Tight Ends
2009-11	St. Augustine HS (La.) – Head Coach
2012-15	Tulane – Running Backs/Tight Ends
2016-17	Memphis – Wide Receivers/Passing Game Coordinator
2018	Tennessee – Wide Receivers
2019	Tennessee – Running Backs
2020-25	Florida State – Running Backs/Recruiting Coordinator

PLAYING EXPERIENCE

1991-93	Nicholls State

COACHING STAFF

MARCUS JOHNSON
OFFENSIVE LINE

Marcus Johnson is no stranger to the SEC, having played at Ole Miss with coaching stops at Mississippi State and Missouri on his resume.

He spent the 2025 season with Ohio State as the program's assistant offensive line coach. The Buckeyes' offense has been among the nation's best all season averaging 34.9 points per game while earning a spot in the College Football Playoff. The OSU offensive line has allowed only 11.0 sacks through 13 games this season. Luke Montgomery and Austin Siereveld were both named to the All-Big Ten second team.

Prior to Ohio State, Johnson spent two seasons at Purdue leading the offensive line. His first Boilermakers' line helped produce the best running attack at Purdue in over a decade despite battling injury to multiple linemen during the 2023 season. The team ran for 2,029 yards – the most since 2012 – and produced consecutive 300-yard rushing games for the first time since 1968, including the most in a Big Ten game that season with 353 yards vs. Minnesota. Gus Hartwig and Marcus Mbow picked up All-Big Ten Honorable Mention recognition for their efforts.

At Missouri, Johnson was promoted in May 2021 to Assistant Head Coach and Run Game Coordinator after helping the 2020 Tigers average 135.2 yards rushing per game and score 21 touchdowns. His first o-line ranked fourth in the SEC and 30th nationally allowing only 1.6 sacks per game. The Tigers improved in the run game in 2021, averaging 179.8 yards per game with 22 scores while RB Tyler Badie set a school record with 1,604 yards, including five 200-yard games. Johnson's OL improved in protection as well, yielding 1.4 sacks per game to rank third in the league and 20th nationally. Center Michael Maietti earned Second-Team All-America honors from Pro Football Focus along with All-SEC honors.

Johnson coached the offensive line for two seasons at Mississippi State (2018-19), helping the Bulldogs to berths in the Outback Bowl and Music City Bowl. The Bulldogs' running game was among the best in the league both years Johnson was in Starkville, ranking second in the league in 2018 rushing yards per game and third in 2019 when RB Kylin Hill All-SEC first team honors after running for 1,350 yards and 10 scores.

Johnson's first offensive line at MSU was anchored by First-Team All-American Elgton Jenkins, who was picked 44th overall by Green Bay in the 2019 NFL Draft.

At Duke, Johnson began his coaching career under his former college coach, David Cutcliffe. Johnson joined the staff in 2011 as an assistant strength and conditioning coach before moving to an offensive quality control role for three seasons then taking over his first on-field coaching job as the offensive line coach in 2016. He developed center Austin Davis into an All-ACC performer in 2017.

Johnson was a Second-Team All-SEC offensive lineman at Ole Miss as a senior team captain. He was a second-round selection by Minnesota in the 2005 NFL Draft before playing four seasons for the Vikings and one season for Tampa Bay.

He and his wife, Veullana, have three children – London, Meraki and Violette.



THE JOHNSON FILE

BIRTHDATE: Dec. 1, 1981
HOMETOWN: Coffeeville, Miss.
HIGH SCHOOL: Coffeeville HS (Miss.)
COLLEGE: Ole Miss, 2004
FAMILY: Wife – Veullana; Children – London, Meraki and Violette

COACHING EXPERIENCE

2011-12	Duke – Assistant Strength & Conditioning
2013-15	Duke – Offensive Quality Control
2016-17	Duke – Offensive Line
2018-19	Mississippi State – Offensive Line
2020	Missouri – Offensive Line
2021-22	Missouri – Assistant Head Coach/Run Game Coordinator/OL
2023-24	Purdue – Offensive Line
2025	Ohio State – Assistant Offensive Line

PLAYING EXPERIENCE

2001-04	Ole Miss
2005-08	Minnesota Vikings
2009	Tampa Bay Buccaneers

JEFF MYERS
RUN GAME COORDINATOR/OFFENSIVE LINE

Jeff Myers was named Arkansas' run game coordinator and offensive line coach by Head Coach Ryan Silverfield, joining the Razorbacks' staff from Memphis.

Myers coached the Tigers for three seasons with Silverfield, earning the title of running game coordinator in 2024. His offensive lines were an integral part of the Tigers' success on offense, including three-straight seasons ranking in the Top 20 nationally in scoring offense. His offensive line protected at an elite level when the Tigers won 21 games combined in 2023 and 2024 as one of just 18 teams in the country to allow fewer than 20 sacks in consecutive seasons, giving up 19 during the 2023 and 2024 seasons.

In 2025, Myers' offensive line was anchored by First-Team All-American Conference lineman Travis Burke. Burke and his fellow linemen paved the way for a Tigers' offense that averaged 420.7 yards per game while averaging 34.6 points per game. The running game was key for Memphis with 186.1 yards per game, including 77 runs of 10+ yards.

The 2024 Tigers won 11 games, capped by a Frisco Bowl victory over West Virginia, and were led by an offense that averaged a league-best 35.7 points per game. Tackle Xavier Hill earned first-team honors from the league's coaches with guard Jonah Gambill and center Trent Holler picking up third-team recognition.

The offense was among the nation's elite in numerous categories, ranking 16th overall in total yards per game (444.5 ypg), 20th in passing yards per game (270.5 ypg) and second in turnover margin (1.38) with only eight turnovers in 13 games. RB Mario Anderson Jr. benefitted from Myers' offensive line, averaging 104.8 rushing yards per game to gain 1,362 yards and score 18 rushing touchdowns - 10th nationally. Senior QB Seth Henigan appreciated the protection, as the Tigers allowed only 19 sacks to help Henigan pass for 3,502 yards and 25 touchdowns. Two of Myers' linemen picked up all-conference honors with tackle Xavier Hill getting a second-team nod and center Jacob Likes being named to the conference's third team.

Myers' first offensive line at Memphis in 2023 paved the way for an offense that ranked sixth nationally in scoring (39.4 ppg), 10th in passing offense (306.5 ypg) and 14th in total offense (458.5 ypg). Memphis finished off the program's fifth 10-win season with a 36-26 win over Iowa State in the AutoZone Liberty Bowl. Henigan was kept clean by his o-line, who allowed only 19 sacks all season, to throw for 3,883 yards - fourth-most in FBS - and 32 scores - sixth-most in FBS. First-Team All-American Conference RB Blake Watson topped the 1,000-yard mark with 1,152 yards and 14 touchdowns.

Before joining the Tigers' staff, Myers spent seven seasons at Iowa State, the last five as the Cyclones' offensive line coach. The Iowa State offense during his tenure were among the best in school history. Seven of his offensive linemen earned All-Big 12 honors during his time leading the unit. Julian Good-Jones (2019), Colin Newell (2020) and Trevor Downing (2021) were all named First-Team All-Big 12 while Downing was named a Freshman All-American by The Athletic in 2019 and Darrell Simmons in 2020.

The Cyclones' offense in 2020 was elite in leading the squad to a first-place finish in the Big 12, making the Big 12 championship game and qualifying for a New Year's Six bowl for the first time in school history - a 24-17 win over Oregon in the Fiesta Bowl.

Iowa State broke the school record for total offense (444.3) and posted the third-best scoring offense (32.2) in program history in 2019 and followed it up with the second-best scoring offense (32.9) and third-best total offense (436.3) totals in Cyclone history in 2020.

Myers developed a young offensive line into a semifinalist for the Joe Moore Award in 2020, the award given annually to the nation's top offensive line. The group allowed the fewest sacks in the Big 12 (14) and aided the team in breaking the school record for rushing touchdowns in a season with 31, scoring two or more rushing touchdowns in 11 of 12 games.



In 2019, Myers was named to 247Sports 30Under30 list as one of the profession's young, rising stars.

Myers' o-line led the way for a pair of 1,000-yard rushers at Iowa State in All-Americans David Montgomery and Breece Hall. Montgomery, a third-round pick by the Chicago Bears in 2019, and Hall, one of only two consensus All-Americans in Iowa State history. Hall was the nation's leading rusher in 2020 (1,572) and broke the all-time NCAA FBS record for consecutive games with a rushing touchdown (24).

He began his coaching career in 2015 as a graduate assistant at Toledo before heading to Iowa State as a graduate assistant during the 2016 and 2017 seasons.

Myers played at Toledo, graduating in 2014. The Massillon, Ohio native was a three-year starter on the offensive line for the Rockets, starting 38 consecutive games. He earned All-MAC honors twice and was named team captain in 2014 when Toledo went 9-4 with a GoDaddy Bowl win capping the season.

Myers and his wife, Lauren, have one daughter, Kalani.

THE MYERS FILE

BIRTHDATE: April 1, 1992
HOMETOWN: Weston, Ohio
HIGH SCHOOL: Massillon Washington HS
COLLEGE: Toledo, 2014
FAMILY: Wife - Lauren; Daughter - Kalani

COACHING EXPERIENCE

2015	Toledo - Graduate Assistant
2016-17	Iowa State - Graduate Assistant
2018	Iowa State - Offensive Quality Control
2018-22	Iowa State - Offensive Line
2023	Memphis - Offensive Line
2024-25	Memphis - Running Game Coordinator/Offensive Line

PLAYING EXPERIENCE

2010-14	Toledo

LARRY SMITH
WIDE RECEIVERS

Larry Smith has been tabbed to lead the Arkansas wide receivers by Head Coach Ryan Silverfield.

Smith spent the last three seasons as the wide receivers coach on Silverfield's Memphis staff after joining the Tigers from UAB.

The Tigers' receiving corps was led by transfer Cortez Braham Jr. in 2025. Braham Jr. earned First-Team All-American Conference honors after leading the team with 63 receptions for 889 yards and eight touchdowns. Memphis' top four pass catchers all came from Smith's room with Braham Jr., Jamari Hawkins (34 catches, 591 yards), Marcello Bussey (24, 253) and Brady Kluse (21, 230) combining for nearly 70% of the Tigers' receiving yards.

Memphis posted the program's second consecutive 10-win season in 2024, going 11-2 with a Frisco Bowl win over West Virginia. Roc Taylor led the Tigers and ranked second in the American Conference with 950 yards to earn first-team all-conference honors. Taylor teamed up with Demeer Blankumsee (45 catches, 677 yards) and Koby Drake (39, 484) to form one of the best receiving trios in the league with all three ranking in the Top 25 for receptions and yards.

Taylor picked up Second-Team All-American Conference honors in 2023 thanks to a 1,000-yard season. He caught 69 passes for 1,083 yards and four touchdowns before finishing the season 20th in FBS with 83.3 yards per game. The Memphis offense was explosive, ranking sixth nationally in scoring (39.4 ppg), 10th in passing yards per game (306.5), 14th in total offense (458.5) and 17th in both passing efficiency (154.79) and completion percentage (.667) to help the Tigers go 10-3 with a Liberty Bowl win over Iowa State.

Smith served seven seasons on staff at UAB as the Blazers' wide receivers coach beginning in 2016. He helped lead the program back to the playing field in 2017 after the program was shut down. UAB played in three bowl games and captured a pair of Conference USA crowns during his tenure.

In 2022, Smith's wide receivers earned all-conference accolades, as both Trea Shropshire and Tejhuan Palmer picked up honorable mention recognition. Shropshire reeled in a team-best 41 passes for 923 yards and six scores, while Palmer was second on the team with 30 catches for 479 yards and two touchdowns.

Smith's wide receivers played a vital role in UAB's success during the 2021 season, highlighted by Trea Shropshire who led the nation and set a school record in yards per reception at 26.04. He finished the season with 27 catches for 703 yards and seven touchdowns. The standout wide receiver also caught the game-winning touchdown in UAB's 31-28 victory over No. 13 BYU in the Independence Bowl to cap a 9-4 season. The victory over BYU marked UAB's highest ranked victory in school history.

In 2020, led by the trio Austin Watkins Jr., Myron Mitchell and Shropshire, the receiving corps was responsible for nine of the team's 14 receiving touchdowns. Watkins Jr. led the group with 34 receptions for 468 yards and three touchdowns to earn First-Team All-CUSA. Mitchell earned Conference USA honorable mention accolades after compiling 29 catches for 436 yards. Shropshire lit up the Conference USA Championship game, catching five passes for 180 yards and a touchdown in the Blazers' 22-13 win to capture the program's second conference crown in three years.

Smith's wide receivers were among the most productive in the nation in 2019, led by Watkins Jr., Myron Mitchell and Kendall Parham. The three wide receivers combined for 120 of UAB's 192 catches and 2,254 of the 2,815 yards. Watkins Jr. paced the group with 57 catches for 1,092 yards, and in the process became just the third player in UAB history to surpass 1,000 receiving yards in a season – joining Roddy White and Derrick Ingram. Watkins Jr. was named Second-Team All-Conference USA. Mitchell also earned all-conference accolades, finishing with 34 catches for 554 yards for an honorable mention nod. Parham finished sixth nationally in yards per reception at 20.97 (29 catches for 608 yards).

In 2018, Smith helped guide the Blazers to their best season in program history as UAB finished 11-3 overall and won the program's first Conference USA title and bowl game.

Smith's group was led by Xavier Ubosi, who wrote his name into the UAB record book at the Boca Raton Bowl, thanks to seven receptions for 227 yards and three touchdowns to lead the Blazers to a 37-13 victory over Northern Illinois. Ubosi set the then-Boca Raton Bowl record for receiving yards with 227, the third most in a single game in school history at UAB. He finished the season with team bests in receiving yards (839) and touchdowns (7).

Overall, the Blazers established 21 school records during the 2018 campaign, including total points (419), total touchdowns (53), total yards (5,680) and single-game yards (668 vs. UTSA). The top four wide receivers in Ubosi, Andre Wilson, Collin Lisa and Kailon Carter combined for 123 catches, 2,285 yards and 16 touchdowns.

Smith's first season coaching wide receivers at UAB came in 2017 as he helped guide the Blazers to an 8-5 overall record in UAB's first year back on the playing field after a two-year hiatus.

He oversaw the development of standout Andre Wilson who finished the season with 54 catches for 677 yards and six touchdowns. Wilson's 54 catches were the fifth-most in a single season at UAB, while his 677 yards ranked 10th all-time. His efforts earned him an All-CUSA honorable mention nod from the league's coaches.



A former Vanderbilt quarterback, Smith began his coaching career at Jacksonville State in 2013 as a graduate assistant before being promoted to the Gamecocks' quarterbacks coach. In 2015, he helped turn QB Eli Jenkins into All-American when he passed for nearly 4,000 yards and 36 touchdowns to lead the Gamecocks to the FCS National Championship Game for the first time in program history.

Smith started 27 games at Vanderbilt during his career, helping lead the program back to the postseason for the first time in over 25 years in 2008 and again in 2011. He earned his first career start in the Music City Bowl as a freshman with his final start coming in the Liberty Bowl as a senior.

He and his wife, Nichele, have two sons – Tripp and Karter.

THE SMITH FILE

BIRTHDATE: February 22, 1989
HOMETOWN: Prattville, Ala.
HIGH SCHOOL: Prattville HS
COLLEGE: Vanderbilt, 2011
FAMILY: Wife – Nichele; Sons – Tripp and Karter

COACHING EXPERIENCE

2013	Jacksonville State – Graduate Assistant
2014-15	Jacksonville State – Quarterbacks
2016-22	UAB – Wide Receivers
2023-25	Memphis – Wide Receivers

PLAYING EXPERIENCE

2007-11	Vanderbilt

COACHING STAFF

MITCH STEWART
QUARTERBACKS

Head Coach Ryan Silverfield selected a familiar name when he tabbed Mitch Stewart as Arkansas' quarterbacks coach.

Stewart spent each of the last two seasons on Silverfield's staff at Memphis, serving as a senior offensive analyst in 2024 before being promoted to QB coach in 2025.

In 2025, Stewart took a new starting quarterback in Brendon Lewis and helped the Tigers to an 8-5 record, including a six-game winning streak to open the season. Lewis was steady after transferring from Nevada, passing for 2,673 yards while completing 68.8% of his passes (253-for-368) with 16 touchdowns and seven interceptions to go with 660 yards rushing and nine more scores. The Dallas native rushed for a season-best 103 yards in a win over Arkansas.

The Tigers went 11-2 capped by a victory over West Virginia during Stewart's first season in Memphis in 2024. He helped a successful offense rank 20th in the nation in passing yards per game with 270.5 yards, 26th nationally in first downs with 300 and 17th in third-down conversion percentage (.461). Quarterback Seth Henigan finished off an impressive career with 3,502 yards passing with 25 touchdowns and six interceptions while completing 64.8% of his passes (309-for-477).

Prior to Memphis, Stewart served as the offensive coordinator at Middle Tennessee for two seasons (2022-23). In 2023, the Blue Raiders ranked 14th nationally in completion percentage (67.4%) while passing for 3,192 yards and averaging 266.1 yards per game to rank 34th among FBS teams and fourth in Conference USA. Stewart paired the team's passing attack with a solid run game, averaging 125.1 yards per game, to rank fifth in C-USA in total offense with 391.1 yards per game. QB Nicholas Vattiato finished second in the league with 257.7 passing yards per game, throwing for 3,092 yards to become just the second Blue Raider in program history to eclipse 3,000 passing yards.

In his first season calling plays for the Blue Raiders in 2022, Stewart directed an offense that featured WR Jaylin Lane, who caught 69 passes to rank 10th all time in a single season at Middle Tennessee, and QB Chase Cunningham, who passed for 3,156 yards and 21 touchdowns.

Stewart joined the staff at Samford in 2020 as the wide receivers coach before adding the offensive coordinator duties in 2021. The Bulldogs operated a high-powered offense during his two seasons. During his season as the offensive coordinator, Samford ranked sixth nationally in the FCS in completion percentage, eighth in red zone offense, ninth in passing offense and 11th in total offense. Stewart's offense scored 52 points at Florida, including 42 in the first half, to match the most points scored by an FCS team against an FBS opponent and were the most points ever allowed by Florida against a non-conference, non-Power Five opponent since its induction in 1906.

A pair of Bulldogs – WR Montrell Washington and QB Liam Welch – ranked in the top 50 nationally in numerous offensive categories. Washington led the NCAA in all-purpose yards (1,938) and became the first FCS player since 1998 to have a rushing, receiving and kick-return touchdown against a P5 team. Stewart coached four All-Conference players during the spring season of 2021, including Welch who picked up SoCon Offensive Player of the Year honors and was a Second-Team All-American.

Stewart was the head coach at Murray State for five seasons (2015-19) after joining the Racers in 2010 as the wide receivers coach before taking over playcalling duties in 2011.

During his tenure at Murray State, Stewart saw five players make it to the NFL, including LB Quincy Williams who heard his name called in the third round of the 2019 NFL Draft by Jacksonville to become the Racers' earliest pick in program history.

Stewart led the Racers to their best finish in seven years during the 2018 season, which included a 4-0 start and a win over No. 19 Southeast Missouri State – a 31-point comeback victory to become the largest comeback in program history. Six Racers earned All-OVC honors that season along with WR Malik Honeycutt and OL Levi Nesler picking up All-America honors.

During the 2017 season, Stewart coached the Racers to an upset over then No. 24 UT Martin to mark his third ranked win in two seasons. DB D'Montre Wade was named to the All-OVC First Team while WR Jordon Gandy, kicker Gabriel Vicente and QB Shuler Bentley also earned All-OVC recognition. DB Zach Shipley was placed on the Google Cloud Academic All-America list.

In his second season at the helm of the Racers in 2016, Stewart led the program to consecutive ranked wins for the first time in program history with wins over No. 15 Eastern Illinois and No. 25 Tennessee State. Stewart coached quarterback KD Humphries to become the program's all-time leader in passing yards, passing touchdowns, pass attempts and completions. Kicker Connor Mitchell set a school record for the most field goals made in a single game with six to earn National Special Teams Player of the Week from STATS. Mitchell's 1.8 field goals made per game led the FCS.

In his first season leading Murray State, the Racers posted the second-best passing offense in the nation (347.3 ypg) and the 12th ranked offense while leading the team to its first road win since the 2012 season with a thrilling 46-43 overtime win at Tennessee State. Four players were named to All-OVC teams with QB KD Humphries finishing seventh in the STATS Offensive Player of the Year voting.

As the offensive coordinator for the Racers for four seasons, Stewart produced one of the nation's best offenses. In 2014, Murray State's passing game was ranked third in the FCS (327.2 ypg) after recording the most rushing yards in a single season (1,886) in nearly a decade the season prior. In his first two seasons as the offensive coordinator, the Racers' offense was the only team in the FCS to rank in the top five in total offense both seasons.



In 2012, Stewart coached QB Casey Brockman to All-American honors for the second-consecutive season and led him to program records in passing attempts, pass completions, passing yards and passing touchdowns.

During his first season calling plays, Stewart led Murray State's offense to 5,070 yards of total offense, including a 707-yard effort against Tennessee State.

Stewart spent the 2010 season as the wide receivers coach for the Racers and coached Marcus Harris, who produced the second-best single season in receptions, tied for second in total yards and eighth in total touchdowns in school history. Harris left Murray State as the all-time leader in receptions (216) and yards (2,471) and while earning All-American honors from the Associated Press and The Sports Network. In the same year, Stewart coached Arthur Brackett to a freshman record 62 catches in a single season for 617 yards and three touchdowns. Brackett nearly broke an FCS freshman record (15) with 13 catches against Jacksonville State.

Prior to his stint at Murray State, Stewart spent three seasons as a member of the Georgia Southern coaching staff and worked primarily with the wide receivers and handled team travel. In his second season with the Eagles, the offense led the Southern Conference and ranked 20th nationally in passing offense. WR Raja Andrews shattered three single-season records, one single-game mark and the career receptions record at Georgia Southern.

Stewart began his coaching career as the offensive coordinator at Newnan High School in Newnan, Ga., helping lead the team to its first region title in 14 years while qualifying for the state playoffs.

A four-year player at Valdosta State as a quarterback, Stewart was a part of the Blazers' 2004 national championship team and the 2002 national runner-up squad. He earned his degree in business education in 2005.

Stewart and his wife, Rikki, have two daughters, Stella and Emerson.-

THE STEWART FILE

BIRTHDATE: Nov. 8, 1982
HOMETOWN: Opelika, Ala.
HIGH SCHOOL: Northgate HS (Ga.)
COLLEGE: Valdosta State, 2005
FAMILY: Wife - Rikki; Daughters - Stella and Emerson

COACHING EXPERIENCE

2006	Newnan HS (Ga.) - Offensive Coordinator
2007-09	Georgia Southern - Wide Receivers
2010	Murray State - Wide Receivers
2011-14	Murray State - Offensive Coordinator
2015-19	Murray State - Head Coach
2020	Samford - Wide Receivers
2021	Samford - Offensive Coordinator/Wide Receivers
2022-23	Middle Tennessee - Offensive Coordinator/Inside Receivers
2024	Memphis - Senior Offensive Analyst
2025	Memphis - Quarterbacks

PLAYING EXPERIENCE

2001-05	Valdosta State

MORGAN TURNER
TIGHT ENDS

Morgan Turner will be in his fourth season at Arkansas after being retained by Head Coach Ryan Silverfield to coach the Hogs' tight ends.

Arkansas' tight ends produced in a big way for the offense in 2025 led by Second-Team All-SEC selection Rohan Jones. Jones paired with Jaden Platt to catch 40 passes for 815 yards and eight touchdowns. Jones was explosive, averaging a team-best 27.3 yards per reception.

Before arriving at Arkansas, Turner spent 13 seasons at Stanford, including 10 seasons as the program's tight ends coach. During his tenure in Palo Alto, Turner built Stanford into a national brand among tight ends by producing numerous NFL tight ends such as Dalton Schultz, Austin Hooper, Coby Fleener, Levine Toilolo, Zach Ertz, Kaden Smith and most recently Colby Parkinson.

Turner's tight ends in 2024 featured a variety of skillsets and body types led by Luke Hasz, Andreas Paaske and Ty Washington, who combined for seven of the team's 16 touchdown passes. Hasz's four touchdown catches led the team with his 324 yards fourth-best on the squad. He and Paaske each caught two touchdown passes in the win at Mississippi State. The two-score game was the first of Paaske's career and his first two touchdowns as a Razorback after transferring from Eastern Michigan. Paaske's steady development throughout the season was evident as the Denmark native saw his playing time increase as a key piece of the team's run blocking.

Turner displayed his ability to build depth in his tight end room during his first season with the Razorbacks with four different tight ends drawing at least three starting assignments. Turner quickly got true freshman Luke Hasz up to speed to start the first five games of the season before a season-ending injury cut his freshman campaign short. Hasz was impressive in his first five collegiate games, catching 16 passes for 253 yards and three touchdowns. His most impressive performance came on the road at LSU in a night game that saw him haul in six passes for 116 yards and a pair of touchdowns. Ty Washington was the next man up, earning three straight starts before an injury ended his season at Florida. Washington caught 11 passes for 170 yards and two touchdowns, all in a four-game span. He jumped on the scene with a seven-catch, 90-yard effort that included a pair of touchdowns at Ole Miss. Nathan Bax and Francis Sherman each started three games during their final college seasons.

The latest in Turner's long line of productive tight ends is junior Benjamin Yurosek, who caught 49 passes for 445 yards and a touchdown this past season to earn second-team All-Pac-12 honors. Yurosek's 49 receptions were second-most on the Cardinal roster and second-most among all tight ends in the Pac-12. Yurosek's sophomore campaign in 2021 was even better, leading the Cardinal with 658 receiving yards to earn honorable mention All-Pac-12. He averaged 15.3 yards per reception, recorded three games of 90+ yards receiving and hauled in 13 receptions of 20+ yards – all three ranked among the top three tight ends in the Power 5.

Parkinson is the latest of Turner's tight ends to make an impact in the NFL as a fourth-round selection by Seattle in 2020. He was a semifinalist for the Mackey Award – given annually to the nation's top tight end – and earned second-team All-Pac-12 recognition in 2019 after catching 48 passes for 589 yards and a score.

Schultz was a fourth-round pick by the Dallas Cowboys in 2018 after earning All-Pac-12 First Team leading a talented group of tight ends for Stanford in 2017. The unit snagged 12 of the team's 23 touchdown passes that season. Hooper is Turner's most recent All-American, having earned the distinction in 2015 after being named a finalist for the Mackey Award and first-team All-Pac-12 for catching 34 passes for 438 yards and six TDs. The Atlanta Falcons picked him in the third round of the 2016 draft.



In 2012, Turner assisted Ertz in becoming a unanimous All-American, Mackey Award finalist, first-team All-Pac-12 and a second-round pick by the Philadelphia Eagles. Ertz led all FBS tight ends in 2012 in receiving yards (898) and catches (69) to go along with six touchdowns. Along with Toilolo, Stanford tight ends led the nation that season in productivity catching a combined 93 passes for 1,291 yards and 10 touchdowns.

Turner has also displayed the ability to land elite recruits while also developing tight ends. He recruited Parkinson and Schultz, who were four-star tight ends coming out of high school and molded them into top NFL draft picks. He developed three-star recruits Hooper and Yurosek into All-Pac-12 performers for the Cardinal with Hooper eventually becoming a third-round NFL selection.

Before taking over the tight ends, Turner spent two seasons at Stanford as an offensive assistant and one as a sports performance intern. Prior to Stanford, he coached quarterbacks at Indiana State for one season (2009) after getting his start in coaching at Central (Ill.) High School in 2008 as the team's quarterbacks coach and scout team coordinator.

Turner graduated from Illinois in 2009, earning a bachelor's degree in finance. The Champaign, Ill. native served as a student coach for the Illini football team in 2004 and is the son of longtime NFL and collegiate head coach Ron Turner.

Turner and his wife, Melissa, have three children, two sons, Nico and Landon, and a daughter, Mia.

THE TURNER FILE

BIRTHDATE: August 27, 1985
COLLEGE: Illinois, 2009 B.S. Finance
FAMILY: Wife – Melissa; Sons – Nico and Landon; Daughter – Mia

COACHING EXPERIENCE

2009	Indiana State (Quarterbacks)
2010	Stanford (Sports Performance Intern)
2011-12	Stanford (Offensive Assistant)
2013-22	Stanford (Tight Ends)
2023-pres.	Arkansas (Tight Ends)

LANDIUS WILKERSON
DEFENSIVE LINE

Landius Wilkerson joins the Arkansas staff from Tulane, where he served each of the last two seasons as the defensive line coach.

The Green Wave made their first appearance in the College Football Playoff during the 2025 season after winning the American Conference championship game to claim their 11th victory of the season. Wilkerson's defensive line was part of one of the nation's best pressure units with the Wave recording 36.0 sacks to rank 16th nationally and 22nd nationally in tackles for loss with 85.0. First-Team All-American Conference DL Santana Hopper led the defensive line with 4.5 sacks and was one of four Tulane players ranked in the top 20 in the American Conference. Hopper led all American Conference d-linemen with 10.5 tackles for loss and ranked fifth in the league overall. DL Tre'Von McAlpine picked up second-team all-conference honors after posting 35 stops with a pair of TFLs and one sack.

In Wilkerson's first season in New Orleans, Tulane went 9-5 with an appearance in the American Conference championship game. Tulane's defense was one of the best in the American Conference, finishing second in total defense and second in sacks. Three members of the Green Wave's defensive line earned all-conference recognition following the season with Patrick Jenkins earning first-team honors alongside Kam Hamilton and Adin Huntington, who earned third-team accolades. Jenkins and Hamilton led the squad with 4.5 sacks apiece with Huntington recording four sacks of his own. The trio also combined for 17.5 tackles for loss.

Wilkerson led the defensive line at South Alabama for three seasons, developing Bubba Thomas into a four-year starter and eventual Super Bowl LX champion with the Seattle Seahawks. Wilkerson's first d-line was led by Thomas as a freshman with the Georgia native earning honorable mention All-Sun Belt Conference after 49 tackles with 5.5 tackles for loss and 2.5 sacks. Thomas again picked up an honorable mention all-conference nod in 2022 and wrapped up his career as a second-team All-Sun Belt Conference member.

During Wilkerson's time in Mobile, the Jaguars won 10 games in 2022 and received bowl bids in each of his last two seasons, including a win over Eastern Michigan in the 2023 68 Ventures Bowl.

Wilkerson spent one season at FCS level Chattanooga, coaching the Mocs' defensive line while serving as the program's recruiting coordinator. The team played just one game during the fall before

He coached defensive ends the previous two seasons at Jacksonville State, helping the Gamecocks finish .500 or better both years including going 9-4, with a 7-1 league record to claim the Ohio Valley Conference championship, after advancing to the second round of the FCS playoffs in 2018. That fall, his efforts contributed to JSU finishing second nationally in third-down conversion defense while also ranking among the top 15 in tackles for loss (seventh) and total defense (15th).

He was an assistant at Division III Huntingdon College in Montgomery, Ala. from 2010-17, a stretch that saw the Hawks finish with a winning record each year en route to a 42-12 overall mark highlighted by a 31-5 record in the USA South Conference over his final five seasons. Wilkerson helped Huntingdon win the league title after going 7-0 in both 2015 and 2017, with the program competing in the NCAA Division III playoffs each of his last three years on the staff featuring a victory in the first round in 2015.



Under his direction, defensive lineman D.J. Chappell became the Hawks' first All-American in school history in 2012 while d-lineman Heath McCray was an honorable mention All-America selection in 2015. In five years, Wilkerson had one individual named the USA South Defensive Rookie of the Year and six all-conference performers.

As an offensive lineman at Alabama State, Wilkerson was a team captain and three-year starter, earning All-Southwestern Athletic Conference honors while helping the Hornets claim the league title in 2004. He also participated in track before receiving his undergraduate degree from ASU in mathematics education in 2005. He earned his master's degree in instructional leadership from Tennessee Tech in 2008.

Wilkerson began his coaching career as an assistant at McMinn Central HS (Tenn.), coaching at his alma mater for five seasons.

He and his wife Melody have two daughters, McKenzie and Ava.

THE WILKERSON FILE

BIRTHDATE: Aug. 3, 1982
HOMETOWN: Etowah, Tenn.
HIGH SCHOOL: McMinn Central HS (Tenn.)
COLLEGE: Alabama State, 2005
FAMILY: Wife - Melody; Daughters - McKenzie and Ava

COACHING EXPERIENCE

2005-09	McMinn Central HS (Tenn.)
2010-17	Huntingdon College - Defensive Line
2018-19	Jacksonville State - Defensive Ends
2020	Chattanooga - Defensive Line/Recruiting Coordinator
2021-23	South Alabama - Defensive Line
2024-25	Tulane - Defensive Line

PLAYING EXPERIENCE

2000-04	Alabama State

NOAH FRANKLIN
HEAD STRENGTH & CONDITIONING COACH

Noah Franklin has been named as the program's new Head Strength and Conditioning coach.

Franklin rejoins Silverfield's staff after eight seasons in Memphis, including the last six as the Director of Athletic Performance. He originally joined the Tigers' staff in 2012 as a graduate assistant working with the team's offensive line before moving into a full-time role as an assistant strength and conditioning coach.

He joined the Oakland Raiders' staff in 2014. With the Raiders, he worked on the creation of player workouts and programming while also leading the development and implantation of workouts for the team's practice squad.

Franklin was an offensive lineman at Oklahoma State, earning his degree in December of 2010. He spent time in the NFL with the Carolina Panthers and Detroit Lions before beginning his coaching career as a graduate assistant at ULM.

He and his wife, Taylor, have two children – a son, Max, and a daughter, Hailey.





SUPPORT STAFF

2026 ARKANSAS FOOTBALL



CANNON GIBBS
Assistant Position Coach / LBs



JAKE JIANNONI
Assistant Position Coach / OLB



CJ WILFORD
Assistant Position Coach / Safeties



DAKOTA TILLMAN
Assistant Special Teams Coordinator



ANDY RINEHART
Special Teams Quality Control



CHANCE ALBERSWERTH
Defensive Quality Control / DL



CHE HENDRIX
Senior Defensive Analyst



SIMEON BLAIR
Defensive Quality Control / DBs



NICK MATHEWS
Offensive Quality Control / Research



AARON ODOM
Offensive Quality Control / WRs



MAURQUICE SHAKIR
Offensive Quality Control / OL



BRYCE ROBERTSON
Graduate Assistant Offense / TEs



GAGE WHITE
Graduate Assistant Offense / RBs



ANDREW TOKARZ
Sr. Associate Director of Strength & Conditioning



DAVID YOUNG
Associate Director of Strength & Conditioning



KEITH BLANK
Assistant Strength & Conditioning



RASHAD JEFFERSON
Assistant Strength & Conditioning



REID PETERS
Return To Play Specialist



COLE FORNEY
Director of Sport Science



GAIZKA CROWLEY
Executive Director of Player Acquisition



PATRICK DOHERTY
Football Chief of Staff



AMANDA GILPIN
Director of Football Operations



IZZY DUNN
Administrative Assistant / Head Coach



WILLIAM HENGES
Administrative Assistant / Assistant Coaches



LUKE HANSON
Graduate Assistant - Football Operations



SCOTT GASPER
Senior Director of Recruiting & Player Personnel



FLETCHER KELLY
Director of Scouting



BLAKE MOORE
Assistant Director of Player Personnel



IAN SCHMIDT
Assistant Director of Player Personnel



COLE WRIGHT
Assistant Director of Player Personnel



DARCY DAUGHERTY
Director of On-Campus Recruiting



DONAVAN ELLISON
Assistant Director of Recruiting



TAKIYAH STEWART
Graduate Assistant - On-Campus Recruiting



ALEXIS BOLDING
Graduate Assistant - On-Campus Recruiting



DANNY WHEELER
Director of Player Development



NEIL HARRELL
Assistant Director of Player Development



JAYLAN BROWN
Graduate Assistant - Player Development



HANNA AXENE-SORENSEN
Director of Football Relations



BREY COOK
Manager of Alumni & High School Relations



JACOB TEPP
Director of Football Video

IAN BREWER
Assistant Director of Football Video

MARCUS CLEVENGER
Graduate Assistant - Football Video

DALTON WITHROW
Director of Football Equipment Operations

CJ CLOWER
Graduate Assistant - Equipment

NATALIE GRILL
Director of Football Nutrition

ELLY SPEECE
Football Nutrition Assistant

VINCENT BLANKENSHIP
Associate Director of Sports Medicine

TAMARIA HIBBLER
Associate Athletic Trainer

JAMES BEASLEY
Senior Assistant Athletic Trainer

PAULINA PIECH
Assistant Athletic Trainer

ALLIE CHARLESON
Assistant Athletic Trainer

ELIZA VANDEWALLE
Director of Creative Media

LANDON PERSINGER
Director of Graphic Design

JESUS WENCES
Creative Content Producer



2026 ARKANSAS RAZORBACKS ROSTER

2026 ARKANSAS FOOTBALL

ALPHABETICAL

NO.	NAME	POS.
32	Matt Adcock	TE
30	J'Lynn Allen	DL
41	Brian Alston	DL
25	Markeylin Batton	RB
99	Danny Beale III	DL
90	Caleb Bell	DL
44	Ben Bogle	LB
61	Kaden Bramlage	OL
50	Kobe Branham	OL
71	Malachi Breland	OL
31	Blake Brisker	DB
75	Kavion Broussard	OL
3	CJ Brown	WR
4	Ismael Cisse	WR
55	Carey Clayton	OL
79	Josiah Clemons	OL
9	Charlie Collins	DL
26	Jalon Copeland	DB
53	Kash Courtney	OL
1	Courtney Crutchfield	WR
45	Preston Davis	LB
73	Brooks Edmonson	OL
34	Jesse Ehrlich	P
42	Jeremy Evans	LB
8	Donovan Faupel	WR
29	Brandon Ford	DB
67	Emmanuel Flor	OL
16	Braeden Fuller	QB
89	Gavin Garretson	TE
84	Breylen Gilbert	TE
30	Max Gilbert	K
15	Nsongbeh Ginyui	DB
70	Daniel Grein	OL
18	Jude Hall	WR
17	DJ Hairston Jr.	DB
1	Christian Harrison	DB
11	Monte Harrison	WR
16	Jathan Hatch	DB
54	Adam Hawkes	OL
9	Jamari Hawkins	WR
87	Cory Henderson	WR
14	Hank Hendrix	QB
35	Hutson Hendrix	TE
27	LaMarcus Hicks II	DB
2	AJ Hill	QB
22	TJ Hodges	RB
6	Khmori House	DB
18	John Howse IV	DB
88	Blair Irvin III	WR
7	KJ Jackson	QB
8	Phoenix Jackson	LB
62	Alex Johnson	OL
20	Joker Johnson	DB
93	Keiundre Johnson	DL
51	Adam Johnston	LS
91	Carlon Jones	DL
19	Antonio Jordan	WR
95	Anthony Kennedy Jr.	DL
52	Caden Kitler	OL

NUMERICAL

NO.	NAME	POS.	HT.	WT.	CL.	EXP.	HOMETOWN (HIGH SCHOOL/PREVIOUS SCHOOL)
0	Hunter Osborne	DL	6-4	313	R-Jr.	TR	Trussville, Ala. (Hewitt-Trussville HS/Virginia)
0	Braylen Russell	RB	6-1	228	Jr.	2L	Benton, Ark. (Benton HS)
1	Courtney Crutchfield	WR	6-2	187	R-So.	1L	Pine Bluff, Ark. (Pine Bluff HS/Missouri)
1	Christian Harrison	DB	6-0	202	R-Sr.	TR	Atlanta, Ga. (Woodward Academy/Cincinnati)
2	AJ Hill	QB	6-4	232	R-Fr.	TR	Warner Robins, Ga. (Houston Co. HS/Memphis)
2	Shelton Lewis	DB	5-11	190	R-Jr.	TR	Atlanta, Ga. (Stockbridge HS/Clemson)
3	CJ Brown	WR	6-1	195	Jr.	2L	Bentonville, Ark. (Bentonville HS)
3	Braydon Lee	DB	6-1	180	R-So.	TR	Upper Marlboro, Md. (C.H. Flowers HS/Maryland)
4	Ismael Cisse	WR	6-0	198	R-Jr.	SQ	Denver, Colo. (Cherry Creek HS/Stanford)
4	La'khi Roland	DB	6-2	195	Jr.	TR	Conley, Ga. (Cedar Grove HS/Maryland)
5	Sutton Smith	RB	5-9	196	R-Sr.	TR	Marietta, Ga. (Walton HS/Memphis)
6	Khmori House	DB	6-1	202	Jr.	TR	Pasadena, Calif. (St. John Bosco HS/N. Carolina)
6	Chris Marshall	WR	6-3	213	R-Sr.	TR	Missouri City, Texas (Ft. Bend Marshall HS/Boise St.)
7	KJ Jackson	QB	6-4	225	R-So.	1L	Montgomery, Ala. (St. James School)
7	Bradley Shaw	LB	6-1	229	Jr.	2L	Hoover, Ala. (Hoover HS)
8	Donovan Faupel	WR	6-1	201	Sr.	TR	Riverside, Calif. (Corona Centennial HS/NMSU)
8	Phoenix Jackson	LB	6-0	221	R-Sr.	TR	Modesto, Calif. (Central Catholic HS/Baylor)
9	Charlie Collins	DL	6-5	233	Jr.	2L	Pine Bluff, Ark. (Mills HS)
9	Jamari Hawkins	WR	5-10	188	R-Sr.	TR	Mobile, Ala. (Baker HS/Memphis)
10	Wyatt Simmons	LB	6-2	226	R-So.	1L	Searcy, Ark. (Harding Academy)
10	Cade Trotter	QB	6-1	189	R-So.	TR	Dallas, Texas (Highland Park HS/Clemson)
11	Monte Harrison	WR	6-3	222	R-So.	1L	Lee's Summit, Mo. (West HS)
11	Jamonta Waller	LB	6-1	237	R-So.	TR	Picayune, Miss. (Memorial HS/Auburn)
13	Carter Stoutmire	DB	5-11	216	Sr.	TR	Plano, Texas (Prestonwood Christian HS/Colorado)
13	Jelani Watkins	WR	5-10	163	R-So.	TR	LaPlace, La. (Atascocita HS/LSU)
14	Hank Hendrix	QB	6-3	190	Fr.	HS	Fayetteville, Ark. (Fayetteville HS)
14	Kyeaure Magloire	DB	6-3	210	R-Sr.	TR	Minneola, Fla. (Lake Minneola HS/W. Georgia)
15	Nsongbeh Ginyui	DB	6-2	199	So.	TR	Bakersfield, Calif. (Frontier HS/Bakersfield College)
16	Braeden Fuller	QB	6-3	221	R-Sr.	TR	Floresville, Texas (Floresville HS/Angelo St.)
16	Jathan Hatch	DB	6-2	196	R-So.	TR	Biggersville, Miss. (Biggersville HS/EMCC)
17	DJ Hairston Jr.	DB	6-2	176	So.	TR	Starkville, Miss. (Starkville HS/Hinds CC)
18	Jude Hall	WR	6-5	200	Fr.	HS	Greenville, S.C. (Christ Episcopal School)
18	John Howse IV	DB	6-1	198	R-Sr.	TR	Brentwood, Tenn. (Brentwood HS/MTSU)
19	Antonio Jordan	WR	6-6	228	R-Fr.	RS	Warren, Ark. (Warren HS)
19	Kyndrick Williams	DB	6-1	188	Fr.	HS	Fayetteville, Ark. (Fayetteville HS)
20	Joker Johnson	DB	6-0	195	R-Jr.	TR	Hammond, La. (Hammond HS/Tulane)
21	Jasper Parker	RB	6-0	209	So.	TR	Gretna, La. (Archbishop Shaw HS/Michigan)
21	Tyler Scott	DB	6-1	202	R-Jr.	TR	Mableton, Ga. (Pebblebrook HS/Ga. State)
22	TJ Hodges	RB	6-0	189	Fr.	HS	Bryant, Ark. (Bryant HS)
22	Tay Lockett	DB	6-0	185	Fr.	HS	San Diego, Calif. (Conway HS)
23	Ian Williams	DB	5-10	198	So.	TR	Cartersville, Ga. (Cass HS/Memphis)
23	Kevin Young	RB	5-11	218	Fr.	HS	Forrest City, Ark. (Forrest City HS)
24	Miguel Mitchell	DB	6-1	219	R-Sr.	1L	Oxford, Ala. (Oxford HS/Florida)
24	Mario Robinson Jr.	RB	6-0	210	R-Jr.	TR	Memphis, Tenn. (White Station HS/Memphis)
25	Markeylin Batton	RB	5-10	181	R-Fr.	RS	Atlanta, Texas (Atlanta HS)
25	Ja'Quavion Smith	LB	6-1	229	Jr.	TR	Wingate, N.C. (Forest Hill HS/Howard)
26	Jalon Copeland	DB	6-0	197	Fr.	HS	Valdosta, Ga. (Valdosta HS)
27	LaMarcus Hicks II	DB	6-2	190	R-Fr.	TR	Clarksdale, Miss. (Maine West HS/Iowa State)
27	Cam Settles	RB	5-11	209	So.	1L	Little Rock, Ark. (Parkview HS)
28	Trajen Odom	DL	6-3	297	R-Fr.	TR	Inglewood, Calif. (Weddington HS/Ohio State)
29	Brandon Ford	DB	5-11	193	Fr.	HS	Crowley, Texas (Crowley HS)
30	J'Lynn Allen	DL	6-7	226	R-So.	TR	N. Little Rock, Ark. (N. Little Rock HS/Hutchinson CC)
30	Max Gilbert	K	6-0	201	R-Jr.	TR	Memphis, Tenn. (Lausanne/Tennessee)
31	Blake Brisker	DB	5-10	184	R-Fr.	RS	Argyle, Texas (Liberty Christian HS)
32	Matt Adcock	TE	6-3	258	Sr.	TR	Raleigh, Miss. (Simpson Academy/Memphis)
32	Landon Phipps	DB	6-0	186	R-Sr.	2L	Springdale, Ark. (Springdale HS)
33	Jakore Smith	LB	6-0	205	Fr.	HS	Bryant, Ark. (Bryant HS)
34	Jesse Ehrlich	P	6-2	200	R-Sr.	TR	Melbourne, Australia (Cal Poly)
35	Hutson Hendrix	TE	5-10	237	R-Fr.	RS	Boerne, Texas (Boerne HS)
35	Steven Soles Jr.	LB	6-2	237	Jr.	TR	Powell, Tenn. (Powell HS/Kentucky)

2026 ARKANSAS RAZORBACKS ROSTER

2026 ARKANSAS FOOTBALL

ALPHABETICAL

NO.	NAME	POS.
47	Maddox Lassiter	TE
3	Braydon Lee	DB
2	Shelton Lewis	DB
22	Tay Lockett	DB
85	Ty Lockwood	TE
14	Kyeaure Magloire	DB
6	Chris Marshall	WR
39	Braeden McAlister	K
24	Miguel Mitchell	DB
56	Ben Mubenga	OL
60	Jonas Nantze	OL
28	Trajen Odom	DL
92	David Oke	DL
0	Hunter Osborne	DL
21	Jasper Parker	RB
66	Payton Parks-Smith	OL
32	Landon Phipps	DB
83	Jaden Platt	TE
78	Lucas Possenti	OL
80	Dequane Prevo	WR
82	Ben Pupplo	WR
97	Quincy Rhodes Jr.	DL
74	Terence Roberson Jr.	OL
24	Mario Robinson Jr.	RB
4	La'khi Roland	DB
37	Gavin Rush	P
0	Braylen Russell	RB
55	Antonio Sandel-Bascomb	DL
59	Max Schmidly	LS
21	Tyler Scott	DB
43	Trent Sellers	DL
27	Cam Settles	RB
7	Bradley Shaw	LB
10	Wyatt Simmons	LB
88	Xadavien Sims	DL
65	Aaron Smith	OL
41	Connor Smith	P
63	Hugh Smith	OL
33	Jakore Smith	LB
25	Ja'Quavioin Smith	LB
5	Sutton Smith	RB
35	Steven Soles Jr.	LB
13	Carter Stoutmire	DB
81	Dai'Shaun Thomas	WR
10	Cade Trotter	QB
38	Bradley Ume-Ezeoke	DB
94	Reginald Vaughn	DL
46	Charlie Von Der Meden	K
11	Jamonta Waller	LB
13	Jelani Watkins	WR
48	Joseph Whitt	LB
52	Donovan Whitten	DL
64	Bryant Williams	OL
23	Ian Williams	DB
36	Jeremiah Williams	DB
19	Kyndrick Williams	DB
40	Colton Yarbrough	DL
23	Kevin Young	RB
72	Tucker Young	OL

NUMERICAL

NO.	NAME	POS.	HT.	WT.	CL.	EXP.	HOMETOWN (HIGH SCHOOL/PREVIOUS SCHOOL)
36	Jeremiah Williams	DB	5-10	175	R-Sr.	TR	Dallas, Texas (Bishop Lynch HS/Rice)
37	Gavin Rush	P	6-3	209	R-Fr.	RS	Franklin, Tenn. (Page HS)
38	Bradley Ume-Ezeoke	DB	5-10	170	Fr.	HS	Flower Mound, Texas (Marcus HS)
39	Braeden McAlister	K	6-0	196	R-Sr.	TR	Indian Trail, N.C. (Porter Ridge HS/Georgia St.)
40	Colton Yarbrough	DL	6-5	262	Fr.	HS	Caddo, Okla. (Durant HS)
41	Brian Alston	DL	6-2	247	R-Jr.	TR	Birmingham, Ala. (Spain Park HS/ETSU)
41	Connor Smith	P	6-3	206	Fr.	HS	Clintwood, Va. (Ridgeview HS)
42	Jeremy Evans	LB	6-1	229	R-Sr.	TR	Tenaha, Texas (Tenaha HS/Baylor)
43	Trent Sellers	DL	6-4	269	R-Fr.	RS	Mobile, Ala. (Spanish Fort HS)
44	Ben Bogle	LB	6-1	226	R-Sr.	TR	Ponte Vedra, Fla. (Nease HS/West Virginia)
45	Preston Davis	LB	5-11	223	R-So.	SQ	Little Rock, Ark. (LR Christian Academy)
46	Charlie Von Der Meden	K	6-0	183	R-So.	SQ	Tomball, Texas (Tomball HS)
47	Maddox Lassiter	TE	6-3	248	R-Jr.	2L	Warren, Ark. (Warren HS)
48	Joseph Whitt	LB	6-0	210	R-So.	SQ	Prosper, Texas (Prosper HS)
50	Kobe Branham	OL	6-5	336	R-So.	1L	Fort Smith, Ark. (Southside HS)
51	Adam Johnston	LS	6-0	225	R-Jr.	TR	Ripon, Calif. (Ripon HS/Sacramento St.)
52	Caden Kitler	OL	6-3	303	R-Sr.	1L	The Colony, Texas (John Paul II HS/UCF)
52	Donovan Whitten	DL	6-3	252	R-Jr.	1L	Arkadelphia, Ark. (Arkadelphia HS)
53	Kash Courtney	OL	6-4	301	R-Fr.	RS	Carthage, Texas (Carthage HS)
54	Adam Hawkes	OL	6-6	306	R-So.	TR	Herriman, Utah (Mountain Ridge HS/Oregon St.)
55	Carey Clayton	OL	6-3	282	Fr.	HS	Grapevine, Texas (Carroll HS)
55	Antonio Sandel-Bascomb	DL	6-3	315	R-Jr.	TR	Akron, Ohio (East HS/Coffeyville CC)
56	Ben Mubenga	OL	6-5	289	Fr.	HS	Buford, Ga. (Buford HS)
59	Max Schmidly	LS	6-3	217	R-Jr.	SQ	Charlotte, N.C. (Myers Park HS)
60	Jonas Nantze	OL	6-5	289	R-So.	SQ	Springdale, Ark. (Shiloh Christian Academy)
61	Kaden Bramlage	OL	6-5	296	Fr.	HS	Shawnee, Okla. (Shawnee HS)
62	Alex Johnson	OL	6-3	308	R-So.	SQ	Little Rock, Ark. (Catholic HS)
63	Hugh Smith	OL	6-5	305	Fr.	HS	Missouri City, Texas (Ridge Point HS)
64	Bryant Williams	OL	6-7	335	R-Sr.	TR	Lake Charles, La. (Grand Lake HS/Louisiana)
65	Aaron Smith	OL	6-6	288	R-Jr.	SQ	Conway, Ark. (Conway HS)
66	Payton Parks-Smith	OL	6-5	305	R-Sr.	SQ	Sterlington, La. (Sterlington HS/McNeese)
67	Emmanuel Flor	OL	6-4	334	R-Fr.	TR	Brooklyn, N.Y. (IMG Academy/Sacred Heart)
70	Daniel Grein	OL	6-6	324	So.	TR	Munster, Ind. (IC Catholic Prep HS/Butler CC)
71	Malachi Breland	OL	6-5	334	R-Jr.	TR	Laurel, Miss. (Laurel HS/Memphis)
72	Tucker Young	OL	6-5	310	Fr.	HS	Hot Springs, Ark. (Lakeside HS)
73	Brooks Edmonson	OL	6-4	313	R-Sr.	3L	Bryant, Ark. (Bryant HS)
74	Terence Roberson Jr.	OL	6-6	322	Jr.	TR	Warren, Ark. (Warren HS/Ouachita Baptist)
75	Kavion Broussard	OL	6-6	312	R-So.	1L	New Iberia, La. (Zachary HS/Ole Miss)
78	Lucas Possenti	OL	6-5	309	R-So.	TR	Aston, Pa. (Garnett Valley HS/Temple)
79	Josiah Clemons	OL	6-7	341	R-Fr.	TR	Clinton, Miss. (Madison Central HS/Memphis)
80	Dequane Prevo	WR	5-10	176	Fr.	HS	Texarkana, Texas (Bentonville HS)
81	Dai'Shaun Thomas	WR	5-10	174	Jr.	TR	Houston, Texas (McEachern HS/Kennesaw St.)
82	Ben Pupplo	WR	6-2	187	R-Jr.	TR	Yakima, Wash. (West Valley HS/Utah Tech)
83	Jaden Platt	TE	6-5	255	R-Jr.	1L	Haslet, Texas (Eaton HS/Texas A&M)
84	Breylen Gilbert	TE	6-3	235	R-So.	TR	Fairburn, Ga. (Creekside HS/Georgia State)
85	Ty Lockwood	TE	6-4	246	R-Jr.	TR	Thompson's Station, Tenn. (Independence HS/Boston Coll.)
87	Cory Henderson	WR	6-0	186	R-Jr.	SQ	N. Little Rock, Ark. (N. Little Rock HS/Henderson St.)
88	Blair Irvin III	WR	6-0	195	Fr.	HS	Bentonville, Ark. (Bentonville HS)
88	Xadavien Sims	DL	6-3	308	R-So.	TR	Durant, Okla. (Durant HS/Oregon)
89	Gavin Garretson	TE	6-7	256	R-Fr.	RS	Chico, Calif. (Pleasant Valley HS)
90	Caleb Bell	DL	6-3	284	R-Fr.	RS	Alpharetta, Ga. (Milton HS)
91	Carlon Jones	DL	6-2	327	R-So.	TR	Bay City, Texas (Bay City HS/USC)
92	David Oke	DL	6-2	298	R-Sr.	RS	Lagos, Nigeria (Alief Hastings HS/Abilene Christian)
93	Keiundre Johnson	DL	6-3	292	R-Fr.	RS	Terrell, Texas (Terrell HS)
94	Reginald Vaughn	DL	6-2	301	R-Fr.	RS	Brandon, Miss. (Hartfield Academy)
95	Anthony Kennedy Jr.	DL	6-3	337	Fr.	HS	Little Rock, Ark. (Central HS)
97	Quincy Rhodes Jr.	DL	6-6	273	Sr.	3L	North Little Rock, Ark. (N. Little Rock HS)
99	Danny Beale III	DL	6-5	347	Fr.	HS	Vanndale, Ark. (Cross County HS)

Roster by Class: Senior - 24 | Junior - 29 | Sophomore - 28 | Freshman - 37



MATT ADCOCK

32

TE • 6-3 • 258 • Sr. • TR
Raleigh, Miss.
(Simpson Academy/Memphis)

AT MEMPHIS

2025 (JUNIOR): Played in 12 games while making seven starts for the Tigers ... Totaled 12 receptions for 70 yards and three scores ... Scored his first collegiate touchdown against Tulsa (Oct. 4) ... Had a season-best two receptions for 16 yards against South Florida (Oct. 25) ... Recorded back-to-back touchdowns against East Carolina (Nov. 11) and Navy (Nov. 27).

AT MISSISSIPPI GULF COAST CC

2024 (SOPHOMORE): Played in 10 games, catching four passes for 50 yards ... Rushed once for 21 yards.

2023 (FRESHMAN): As a freshman, played in nine games with two tackles and four assists ... Earned Academic All-MACCC honors.

HIGH SCHOOL: Prepped at Simpson Academy ... As a senior, recorded 42 tackles, 62 assists, 5 TFL, 0.5 sacks, 2 INT, 4 PBU ... Made 32 tackles, 58 assists, 9 tackles for loss, half a sack, three pass breakups and a pair of forced fumbles during his junior season ... As a sophomore, made 23 tackles, 38 assists, four tackles for loss, a sack, a forced fumble and a recovery ... Also played baseball ... Batted .405 with six home runs and 48 RBI, earning Class AAAAA All-MAIS honors.

RECEIVING STATS

	GP/S	REC	YDS	AVG/C	TD	LG
2024 (MGCCC)	10/0	4	50	12.5	0	20
2025 (MEM)	13/7	12	70	5.8	3	16
TOTAL	*23/7*	*12*	*70*	*5.8*	*3*	*16*



J'LYNN ALLEN

30

DL • 6-7 • 226 • R-So. • TR
N. Little Rock, Ark.
(NLR HS/Hutchinson CC)

AT HUTCHINSON COMMUNITY COLLEGE

2025 (REDSHIRT FRESHMAN): Played in 11 games, making 31 tackles with 14 tackles for loss, 10 sacks, two forced fumbles and two pass breakups ... Recorded one stop and broke up a pass in season opener at New Mexico Military Institute (Sept. 6) ... Credited with a pair of stops and a half tackle for loss in win vs. Iowa Western CC (Sept. 13) ... Logged his first sack of the season at Iowa Western CC (Sept. 20), recording two sacks and 3.5 TFLs as part of a seven-tackle performance in the victory ... Made three stops, including a sack, at Dodge City CC (Oct. 11) ... Posted a season-best 2.5 sacks and three tackles with a forced fumble vs. Independence CC (Oct. 18) ... Recorded three tackles with two tackles for loss and one sack in win over Coffeyville CC (Oct. 25) to extend his streak to three games with at least one sack ... Broke up a pass and made three stops at Butler CC (Nov. 1) ... Forced a fumble and logged five tackles, including 1.5 sacks, in win over Garden City CC (Nov. 22) ... Credited with a sack in win over Northwest Mississippi CC (Dec. 6) ... Posted three tackles with two tackles for loss and one sack in first loss of the season vs. Western Iowa CC (Dec. 17).

2024 (FRESHMAN): Redshirted in his first season at Hutchinson CC.

HIGH SCHOOL: Played at North Little Rock HS alongside fellow Arkansas defensive lineman Quincy Rhodes.

DEFENSIVE STATS

	GP/GS	UA	A	TOTAL	TFL	SACK	FF/FR	INT	QBH	PD
2025 (HCC)	11/0	21	10	31.0	14.0	10.0	2/0	0	-	2
TOTAL	*11/0*	*21*	*10*	*31.0*	*14.0*	*10.0*	*2/0*	*0*	*-*	*2*



BRIAN ALSTON

41

DL • 6-2 • 247 • R-Jr. • TR
Birmingham, Ala.
(Spain Park HS/ETSU)

AT ETSU

2025 (REDSHIRT SOPHOMORE): Played in all 12 games for the Bucs in his lone season with the program in 2025 ... Made his lone start of the season on November 8 at Samford ... Finished second on the team with four sacks ... Totaled 29 tackles with eight of those stops being for the loss ... Forced two fumbles against VMI on October 11... Had at least a half sack against West Georgia, Elon, VMI, Wofford, Western Carolina, and The Citadel ... Finished with a season-high six tackles at Furman on October 4.

AT ARKANSAS STATE

2024 (REDSHIRT FRESHMAN): Made first career appearance against Texas State ... Did not record any stats.

2023 (FRESHMAN): Did not see game again.

HIGH SCHOOL: Three-star recruit by 247Sports, On3, ESPN and Rivals ... Ranked as the No. 69 Edge player in the nation and the No. 34 overall player in the state of Alabama by 247 Sports ... Listed as the No. 39 overall player in the state of Alabama by Rivals ... ESPN's No. 109 defensive end in the country and No. 32 overall player in the state ... Ranked by On3 as the No. 149 defensive lineman in the nation and No. 55 overall player in Alabama ... Selected to play in the AHSAA North-South All-Star Football Game in Mobile's Hancock Whitney Stadium as a senior ... Named to the Starnes Media All-South Metro Football Team as an honorable mention selection in 2022 ... Recorded 61 tackles, 18 tackles for loss, 21 quarterback pressures and 4.5 sacks as a junior ... Received Power 5 offers from Arkansas, Auburn, Georgia Tech, Louisville, Miami, Michigan, Mississippi State and West Virginia.

DEFENSIVE STATS

	GP/GS	UA	A	TOTAL	TFL	SACK	FF/FR	INT	QBH	PD
2023 (ASU)	1/0	0	0	0	0.0	0.0	0/0	0	0	0
2024 (ASU)	0/0	0	0	0	0.0	0.0	0/0	0	0	0
2025 (ETSU)	12/1	15	14	29	8.0	4.0	2/0	0	2	0
TOTAL	*13/1*	*15*	*14*	*29*	*8.0*	*4.0*	*2/0*	*0*	*2*	*0*



MARKEYLIN BATTON

25

RB • 5-10 • 181 • R-Fr. • RS
Atlanta, Texas
(Atlanta HS)

2025 (FRESHMAN): Saw action in four games ... Did not record a statistic ... Played in a loss to Notre Dame (Sept. 27) ... Saw action at Memphis (Sept. 20) ... Appeared on special teams in a win over Arkansas State (Sept. 6) ... Saw first collegiate action in a season-opening win over Alabama A&M (Aug. 30).

HIGH SCHOOL: A four-star prospect according to ESPN ... Three-star prospect by 247Sports, Rivals and On3 ... Rated the No. 18 athlete in the class of 2025 and No. 44 overall prospect in Texas according to ESPN ... No. 26 athlete in the class of 2025 by Rivals ... Attended Atlanta High School in Atlanta, Texas ... Rushed for 2,217 yards and 32 touchdowns during his high school career while adding 817 yards and 11 receiving touchdowns ... Also starred on defense, tallying 101 total tackles, two interceptions, nine pass breakups, four tackles for loss and two sacks ... Accumulated 947 rushing yards on 91 carries (10.4 avg.) and 14 touchdowns as a senior while adding 486 receiving yards and six touchdowns ... Named Texarkana Gazette Player of the Week after rushing for 208 yards and four touchdowns while hauling in two passes for 104 yards and touchdown receiving in a 71-41 win over White Oak on Sept. 30, 2024 ... Rushed 81 times for 610 yards and nine touchdowns and caught 16 passes for 255 yards and four touchdowns as a junior in 2023 ... Named District 6-3A DI Utility Player of the Year as a sophomore after recording 86 carries for 660 yards and nine touchdowns as well as seven receptions for 62 yards and one touchdown to go with 18 tackles and two pass breakups. ... Also runs track, where he has recorded a personal best of 21.6 seconds in the 200-meter dash and 11.45 in the 100 meters ... CHOSE ARKANSAS OVER: Missouri, Oklahoma State, TCU, Texas Tech, Michigan State, Oregon State, Houston, Tulsa, Texas-San Antonio and others.

PERSONAL: Nephew of former Razorback and long-time NFL offensive lineman Jason Peters.

RUSHING STATS

	GP/GS	ATT	YDS	AVG/G	TD	LG
2025	4/0	0	0	0.0	0	0
Total	*4/0*	*0*	*0*	*0.0*	*0*	*0*



DANNY BEALE III

99

DL • 6-5 • 347 • Fr. • HS
Vanndale, Ark.
(Cross County HS)

HIGH SCHOOL: A consensus four-star prospect according to 247Sports and ESPN ... Three-star prospect according to Rivals ... ESPN SC Next 300 prospect ... Rated the No. 108 overall prospect in the class of 2026 by ESPN ... Rated the No. 7 defensive tackle in the class of 2026 by ESPN and No. 15 defensive tackle in the class of 2026 by 247Sports ... No. 1 overall prospect in Arkansas by 247Sports and ESPN ... Attended Cross County High School in Cherry Valley, Ark. ... Led Cross County to an 12-2 mark as a senior in 2025 ... Recorded 35 tackles, including three tackles for loss, 1.5 sacks, two pass breakups, one interception and six quarterback hurries as a senior ... Collected 52 total tackles, including three for loss and two pass breakups while earning 2A All-State honors as a junior in 2024 ... Was part of a 7-4 Cross County squad in 2024 ... Also played basketball and competed in track and field ... Registered a 116-1 discus throw as a junior and posted a discus throw of 128-6 and shot put throw of 39-8 as a sophomore ... CHOSE ARKANSAS OVER: Auburn, Florida, Georgia, Mississippi State, Missouri, Oklahoma, Oklahoma State, Ole Miss, SMU, Tennessee, Texas A&M, USC and others.



CALEB BELL

90

DL • 6-3 • 284 • R-Fr. • RS
Alpharetta, Ga.
(Milton HS)

2025 (FRESHMAN): Redshirted ... Saw first collegiate action in a season-opening win over Alabama A&M (Aug. 30).

HIGH SCHOOL: A consensus three-star prospect according to 247Sports, Rivals, ESPN and On3 ... Rated the No. 49 defensive lineman in the class of 2025 and No. 75 overall prospect in Georgia by On3 ... No. 76 defensive end in the class of 2025 and No. 76 overall prospect in Georgia according to ESPN ... Attended Milton High School in Milton, Ga., which is currently ranked the No.1 team in the state of Georgia and No. 2 nationally ... Registered 71 total tackles, including 19.5 for loss, in addition to 11.5 sacks, 15 quarterback hurries, two pass breakups and a fumble recovery as a senior ... As a junior, recorded 75 total tackles, 8.5 sacks, 17 quarterback hurries, one interception and a pass breakup ... Helped lead Milton to a 7A state championship in 2023 ... Benches 330 lbs, squats 435 lbs and power cleans 285 lbs ... CHOSE ARKANSAS OVER: Texas, Mississippi State, Florida State, Indiana, Missouri, Kentucky and SMU, among others.

PERSONAL: Father, Kendrell Bell, played linebacker at Georgia from 1999-2000 and was selected by the Pittsburgh Steelers in the second round of the 2001 NFL Draft before earning NFL Defensive Rookie of the Year in 2001.

DEFENSIVE STATS

	GP/GS	UA	A	TOTAL	TFL	SACK	FF/FR	INT	QBH	PD
2025	1/0	0	0	0	0.0	0.0	0/0	0	0	0
TOTAL	*1/0*	*0*	*0*	*0*	*0.0*	*0.0*	*0/0*	*0*	*0*	*0*



BEN BOGLE

44

LB • 6-1 • 226 • R-Sr. • TR
Ponte Vedra, Fla.
(Nease HS/West Virginia)

AT WEST VIRGINIA

2025 (REDSHIRT JUNIOR): Played in all 12 games for the Mountaineers, recording 37 tackles with five tackles for loss, three sacks and a forced fumble ... Made his WVU debut with three stops vs. Robert Morris (Aug. 30) ... Credited with six tackles at Ohio (Sept. 6) ... Tallied single tackles vs. Pitt (Sept. 13), at Kansas (Sept. 20) and vs. Utah (Sept. 27) ... Logged four tackles at BYU (Oct. 3) and two more at UCF (Oct. 18) ... Notched a half tackle for loss with four tackles vs. TCU (Oct. 25) ... Made three tackles with a tackle for loss at Houston (Nov. 1) ... Posted his best game of the season with a season-best seven tackles and two sacks vs. Colorado (Nov. 8) ... Recorded one tackle at Arizona State (Nov. 15) ... Ended the season with four tackles, including a sack, and a forced fumble vs. Texas Tech (Nov. 29).

AT SOUTHERN ILLINOIS

2024 (REDSHIRT SOPHOMORE): Earned Associated Press All-America Honorable Mention with Fourth-Team All-America recognition from Phil Steele and Third-Team All-America from FCS Football Central ... Finished 20th in voting for the Buck Buchanan Award, which goes to the top defensive player in FCS ... Played in all 12 games, starting the final 10 games, making 87 tackles and a league-best 16.5 tackles for loss to go with 5.5 sacks, two interceptions and a fumble recovery ... Earned All-Missouri Valley Conference second team status ... Opened the season in fashion with eight tackles, including a sack, at BYU (Aug. 31) ... Posted a season-best 12 tackles at Austin Peay (Sept. 7) with a school record 6.5 tackles for loss, including 3.5 sacks ... Made eight stops with one sack and 1.5 TFLs vs. UIW (Sept. 14) ... Recorded seven tackles vs. Southeast Missouri State (Sept. 21) with one tackle for loss ... Extended streak to five straight games with a TFL with 2.5 at South Dakota (Sept. 28) as part of seven total tackles ... Logged five stops vs. Illinois State (Oct. 5) ... Credited with seven tackles and one tackle for loss vs. North Dakota State (Oct. 12) ... Picked off his first pass of the season at Indiana State (Oct. 26), recovering a fumble and making nine tackles ... Recorded five stops at Missouri State (Nov. 2) ... Intercepted a pass and made six tackles vs. Youngstown State (Nov. 9) ... Notched a pair of tackles for loss at South Dakota State (Nov. 16) adding seven tackles ... Logged six tackles and a half TFL in season finale vs. Murray State (Nov. 23).

2023 (REDSHIRT FRESHMAN): Started one game and played in all 13 games, making 32 tackles with two sacks, 3.5 tackles for loss and one fumble recovery ... Recorded five tackles in season opener vs. Austin Peay (Sept. 2) ... Credited with three solo stops at Southeast Missouri State (Sept. 16) ... Logged his first sack of the season at Murray State (Oct. 14) with three tackles ... Made eight tackles and recorded a sack at Western Illinois (Oct. 28) ... Picked up a tackle for loss and four tackles at North Dakota State (Nov. 11) ... Recovered a fumble vs. Indiana State (Nov. 18) to go with a half tackle for loss and five tackles ... Made a pair of stops vs. Nicholls (Nov. 25).

2022 (FRESHMAN): Played in four games during his first season and preserved his redshirt.

HIGH SCHOOL: Led the state of Florida in tackles with 202 and ranked 15th nationally as a senior ... Also led the state of Florida in sacks with 19 while making 33 tackles for loss, forcing six fumbles and intercepting two passes to earn District Player of the Year honors ... As a junior, played defensive tackle and made 45 tackles with eight sacks and three forced fumble.

PERSONAL: Son of John and Stacy Bogle ... Has three brothers, including Johnny Bogle who played tight end at East Carolina.

DEFENSIVE STATS

	GP/GS	UA	A	TOTAL	TFL	SACK	FF/FR	INT	QBH	PD
2022 (SIU)	4/0	0	0	0	0	0.0	0/0	0	0	1
2023 (SIU)	13/1	16	16	32	3.5	2.0	0/1	0	1	1
2024 (SIU)	12/10	28	59	87	16.5	5.5	0/1	2	3	4
2025 (WV)	12/0	19	18	37	5.0	3.0	1/0	0	1	0
TOTAL	*41/11*	*63*	*93*	*156*	*25.0*	*10.5*	*1/2*	*2*	*5*	*6*



KADEN BRAMLAGE

61

OL • 6-5 • 296 • Fr. • HS
Shawnee, Okla.
(Shawnee HS)

HIGH SCHOOL: Prepped at Shawnee High School where he was a team captain ... Did not allow a single sack or quarterback pressure and recorded over 60 pancake blocks as a senior in 2025 ... Named the 2024 5A-3 Offensive Lineman of the Year ... Saw time at all five positions on the offensive line and played defensive end in high school while at Shawnee ... Chose Arkansas over Colorado State, Oklahoma State and TCU.



KOBE BRANHAM

50

OL • 6-5 • 336 • R-So. • 1L
Fort Smith, Ark.
(Southside HS)

2025 FIRST-YEAR SEC ACADEMIC HONOR ROLL
2025 SEC ALL-FRESHMAN

2025 (REDSHIRT FRESHMAN): Started 11 of 12 games while paving way for six games of 500+ yards of total offense ... Saw action in the regular season finale against Missouri (Nov. 29) ... Paved the way for 512 yards of total offense in a loss at No. 17 Texas (Nov. 22) ... Started in a loss at LSU (Nov. 15) ... Started and paved way for 433 yards of total offense in a loss to Mississippi State (Nov. 1) ... Started in a loss to Auburn (Oct. 25) ... Started and was part of an offensive unit that recorded the Hogs' fifth 500+ yard game of the season with 527 in a loss to No. 4 Texas A&M (Oct. 18) ... Started and paved way for 496 yards of total offense (240 rushing, 282 passing) in a loss at No. 12 Tennessee (Oct. 11) ... Started in a loss to Notre Dame (Sept. 27) ... Blocked for 500 yards of total offense in a loss at Memphis (Sept. 20) ... Started and played an integral role in Arkansas' 526 yards of total offense (305 passing, 225 rushing) in a loss at Ole Miss (Sept. 13) ... Paved the way for 630 yards of total offense during the Razorbacks' dominant 56-14 win over Arkansas State (Sept. 6) ... Was part of an Arkansas offensive line that eclipsed the 300-yard mark in both passing and rushing with 323 yards through the air and 321 yards on the ground while not allowing a single sack in the victory, marking just the fourth time in program history that Arkansas registered 300+ yards in passing and rushing in the same game (Sept. 6) ... Started in a season-opening win over Alabama A&M, paving the way for 552 total yards of offense, including 358 yards passing and 194 yards rushing (Aug. 30).

2024 (FRESHMAN): Saw action in five games while making one start on the Hogs' offensive line ... Appeared as a short-yardage blocker in goal-line situations ... Earned first career start during a 39-26 win over Texas Tech in the Liberty Bowl (Dec. 27) ... Saw action in short-yardage situations during a loss to Missouri (Nov. 30) ... Appeared as a blocker in a goal-line package in a loss to Texas (Nov. 16) ... Saw first career game action in a win at Mississippi State (Oct. 26).

HIGH SCHOOL: A consensus three-star prospect by 247Sports, Rivals, ESPN and On3 ... Rated the No. 30 offensive lineman nationally by Rivals ... No. 5 overall prospect in Arkansas according to Rivals ... No. 7 overall prospect in Arkansas by ESPN ... No. 13 overall prospect in Arkansas according to On3 ... No. 15 overall prospect in Arkansas by 247Sports ... Played for head coach Kim Dameron at Southside High School in Fort Smith, Ark. ... As a senior, recorded 56 pancake blocks and did not allow a sack all season ... Earned a 94.3% grade on the offensive line ... Birthdate: Nov. 4, 2005 ... CHOSE ARKANSAS OVER: Oklahoma, Oklahoma State, Ole Miss, SMU, Texas A&M and others.





MALACHI BRELAND

71

OL • 6-5 • 334 • R-Jr. • TR
Laurel, Miss.
(Laurel HS/Memphis)

AT MEMPHIS

2025 (REDSHIRT SOPHOMORE): Started all 12 games at left guard, logging 845 snaps according to Pro Football Focus … Posted a pass blocking grade of 79.6 according to PFF after allowing just one sack in 454 opportunities … Helped pave the way for a Tigers' offense that averaged 420.7 yards per game while averaging 34.6 points per game … Helped Memphis average 186.1 yards rushing per game, including 77 runs of 10+ yards … Recorded his best overall PFF grade with a 73.7 at Georgia State (Sept. 6), including a run-blocking grade of 76.4 … His best pass blocking grade came in a win over South Florida (Oct. 25) with an 89.5 when he did not allow any QB hits, pressures or hurries … Committed just four penalties all season according to PFF.

2024 (REDSHIRT FRESHMAN): Played in 10 games with seven starts at left guard as Memphis won 11 games, capped by a Frisco Bowl victory over West Virginia … Allowed three sacks over 240 pass plays while committing just five penalties on the year according to Pro Football Focus … Blocked for an offense that led the American Athletic Conference with 35.7 points per game … Tigers' offense ranked as one of the best in the nation in total yards (16th – 444.5 ypg), passing yards per game (20th – 270.5 ypg) and second in turnover margin with just eight turnovers in 13 games … Paved the way for RB Mario Anderson to rush for 1,362 yards and 18 touchdowns … Part of OL that allowed just 19 sacks.

2023 (FRESHMAN): Redshirted during the Tigers' 10-3 season, playing in two games.

HIGH SCHOOL: A three-star prospect out of Laurel HS in Laurel, Miss.





BLAKE BRISKER

31

DB • 5-10 • 184 • R-Fr. • RS
Argyle, Texas
(Liberty Christian HS)

2025 (FRESHMAN): Redshirted … Did not see game action.

HIGH SCHOOL: Prepped at Liberty Christian High School where he was a member of back-to-back state championship teams in 2023 and 2024 … Earned honorable mention all-state honors and second-team all-district at running back as a senior … Also earned academic all-state distinction.



KAVION BROUSSARD

75

OL • 6-6 • 312 • R-So. • 1L
New Iberia, La.
(Zachary HS/Ole Miss)

2025 (REDSHIRT FRESHMAN): Saw action in six games with one start … Made first career start in the regular season finale against Missouri (Nov. 29) … Saw action in a loss to Mississippi State (Nov. 1) … Played in a loss to Notre Dame (Sept. 27) … Appeared in a win over Arkansas State (Sept. 6) … Saw first collegiate action in a season-opening win over Alabama A&M (Aug. 30).

AT OLE MISS

2024 (FRESHMAN): Redshirt season … Did not see game action.

HIGH SCHOOL: A four-star prospect by ESPN … Rated a top 20 prospect in Louisiana by all outlets … Listed as a top 50 offensive tackle by 247Sports, On3, and ESPN … Earned LFCA first team all-state honors in 2023 … Honored on the LFCA all-district team as a junior and senior … Spent all four seasons at Zachary High School … Helped the Broncos to the LHSAA Division I Non-Select State title game … Blocked for an offense responsible for over 4,000 total yards, including 2,276 on the ground as a senior … Chose Ole Miss over Miami, Florida State, Missouri and Georgia Tech among others … Coached by David Brewerton.

PERSONAL: Full name is Kavion Maki Broussard … Born Aug. 6, 2006 … Son of KaRon and Latonya Broussard.



CJ BROWN

3

WR • 6-1 • 195 • Jr. • 2L
Bentonville, Ark.
(Bentonville HS)

2025 (SOPHOMORE): Saw action in 12 games with 10 starts ... Recorded 28 receptions for 319 yards and three touchdowns ... Tallied one tackle ... Hauled in two receptions for a total of 29 yards in the regular season finale against Missouri (Nov. 29) ... Tallied two receptions for 23 yards in a loss at No. 17 Texas (Nov. 22) ... Caught one pass for 16 yards in a loss at LSU (Nov. 15) ... Tallied two receptions for 15 yards in a loss to Mississippi State (Nov. 1) ... Caught two passes for six yards and recorded a tackle in a loss to Auburn (Oct. 25) ... Recorded five receptions for 38 yards and a touchdown in a loss to No. 4 Texas A&M (Oct. 18) ... Found the endzone with 10 seconds left on a four-yard pass from Taylen Green (Oct. 18) ... Caught three passes for 50 yards in a loss at No. 12 Tennessee (Oct. 11) ... Started in a loss to Notre Dame (Sept. 27) ... Recorded two receptions for 31 yards in a loss to Memphis (Sept. 20) ... Caught two passes for 26 yards in a loss to Ole Miss (Sept. 13) ... Started in a win over Arkansas State, reeling in three receptions for 36 yards (Sept. 6) ... Saw action in a season-opening win over Alabama A&M, registering four receptions for 49 yards and two touchdowns (Aug. 30) ... Registered 32 yards after catch ... Scored first collegiate touchdown and the Razorbacks' first touchdown of the season on a 16-yard pass from Taylen Green with 10:03 on the clock in the first quarter (Aug. 30) ... Added another touchdown on a 14-yard pass from Taylen Green in the third quarter (Aug. 30).

2024 (FRESHMAN): Saw action in eight games while making one start ... Registered five receptions for 62 yards ... Recorded a start and caught four passes for 50 yards in Liberty Bowl win over Texas Tech (Dec. 27) ... Registered first career reception on a 12-yard pass from Taylen Green vs. Texas (Nov. 16) ... Played in a win at Mississippi State (Oct. 26) ... Saw action against Texas A&M (Sept. 28) ... Was targeted once in a win at Auburn (Sept. 21) ... Saw action against UAB (Sept. 14) ... Registered game action at Oklahoma State (Sept. 7) ... Saw action in season-opening win over Arkansas-Pine Bluff (Aug. 29).

HIGH SCHOOL: A consensus three-star prospect by 247Sports, Rivals, ESPN and On3 ... Rated the No. 79 wide receiver in the country and the No. 8 overall prospect in Arkansas according to ESPN ... No. 84 wide receiver nationally and No. 6 overall prospect in Arkansas by 247Sports ... No. 85 wide receiver in the country and No. 8 overall prospect in Arkansas according to On3 ... Played for head coach Jody Grant at Bentonville High School in Bentonville, Ark. ... Finished senior season with 55 catches for 1,254 yards (22.8 ypc) and 15 touchdowns ... Completed one pass for a 62-yard touchdown ... Also rushed twice for 81 yards and two scores ... Returned five kickoffs for 373 yards (74.6 avg) and three touchdowns during the 2023 campaign ... Birthdate: Aug. 12, 2005 ... CHOSE ARKANSAS OVER: Kansas State, Louisville, Minnesota, Oklahoma State, Purdue, Vanderbilt and others.

RECEIVING STATS

	GP/GS	REC	YDS	AVG/C	TD	LG
2024	8/1	5	62	12.4	0	31
2025	12/10	28	319	11.4	3	26
TOTAL	*20/11*	*33*	*381*	*11.5*	*3*	*31*





ISMAEL CISSE

4

WR • 6-0 • 198 • R-Jr. • SQ
Denver, Colo.
(Cherry Creek HS/Stanford)

2025 FALL SEC ACADEMIC HONOR ROLL

2025 (REDSHIRT SOPHOMORE): Missed the season due to an injury suffered prior to fall camp.

AT STANFORD

2024 (REDSHIRT FRESHMAN): Played in all 12 games with five starts ... Finished the season with 26 receptions for 241 yards (9.3 ypc) and two touchdowns ... Logged at least one reception in eight of his 12 games played, including five multi-catch performances ... Had three receptions for 13 yards and a touchdown in the season opener against TCU (Aug. 30) ... Season-high eight receptions for a season-best 79 yards and a touchdown against Cal Poly (Sept. 7) ... Matched his season with eight catches for 49 yards at Syracuse (Sept. 14) ... Lone reception at Clemson (Sept. 28) was a season-long 25-yard catch ... Caught a pair of passes for 16 yards against Virginia Tech (Oct. 5) ... Totaled two receptions for 29 yards at Notre Dame (Oct. 12).

2023 (FRESHMAN): Redshirt season ... Appeared in two games as a true freshman ... Made his collegiate debut at Oregon State (Nov. 11) ... Targeted once in limited snaps, coming in the season finale against Notre Dame (Nov. 25).

HIGH SCHOOL: Played at Cherry Creek High School in Greenwood Village, Colo., for head coach Dave Logan ... A consensus top-10 recruit in Colorado, ranked No. 5 by PrepStar and On3, No. 7 by 247Sports and No. 10 by ESPN ... At wide receiver, ranked No. 90 by PrepStar and No. 112 by On3 ... Led Cherry Creek to four consecutive state championships ... First team all-state ... 2019 Cherry Creek High School Rookie of the Year ... First team all-academic honors ... Also lettered in football and track and field.

PERSONAL: Pronounced cee-cee

RECEIVING STATS

	GP/GS	REC	YDS	AVG/C	TD	LG
2023 (STAN)	2/0	0	0	0	0	0
2024 (STAN)	12/5	26	241	9.3	2	25
TOTAL	*14/5*	*26*	*241*	*9.3*	*2*	*25*

RUSHING STATS

	GP/GS	ATT	YDS	AVG/G	TD	LG
2023 (STAN)	2/0	0	0	0	0	0
2024 (STAN)	12/5	4	2	0.2	0	11
TOTAL	*14/5*	*4*	*2*	*0.2*	*0*	*11*



CAREY CLAYTON

55

OL • 6-3 • 282 • Fr. • HS
Grapevine, Texas
(Carroll HS)

HIGH SCHOOL: A three-star recruit out of Southlake Carroll HS ... Ranked the No. 9 center nationally by ESPN ... Named Texas District 4-6a Offensive Lineman of the Year while a senior at Southlake Carroll after leading the Dragons to a 14-1 overall record ... Earned First-Team All-District honors as a senior ... Blocked for a Southlake Carroll offense that averaged 483.1 total yards per game in 2025 ... Named a Top-100 Fort Worth-area high school player to watch ahead of his senior season ... Earned All-District recognition his junior year ... Originally committed to Memphis before signing with Arkansas in January ... Also competed in track and field ... Produced a junior season-best shot put rep of 46-1.25 in Spring 2025.

PERSONAL: Father Carey Clayton Sr. played in the NFL as an offensive lineman for the San Diego Chargers after a standout collegiate career at UTEP.



JOSIAH CLEMONS

79

OL • 6-7 • 341 • R-Fr. • TR
Clinton, Miss.
(Madison Central HS/Memphis)

AT MEMPHIS

2025 (FRESHMAN): Did not see game action.

HIGH SCHOOL: Prepped at Madison Central High School, where he was ranked as the No. 27 prospect in Mississippi and No. 94 offensive tackle according to 247Sports ... Helped Madison Central post a 10-3 record and reach the semifinals of the MHSAA 7A Playoffs.



CHARLIE COLLINS

9

DL • 6-5 • 233 • Jr. • 2L
Pine Bluff, Ark.
(Mills HS)

2025 (SOPHOMORE): Saw action in nine games with three starts ... Made nine tackles, including a tackle for loss ... Collected a tackle for loss against Mississippi State (Nov. 1) ... Recorded three tackles in a loss to Auburn (Oct. 25) ... Started and made one tackle in a loss to No. 4 Texas A&M (Oct. 18) ... Saw game action in a loss at No. 12 Tennessee (Oct. 11) ... Played in a loss to Notre Dame (Sept. 27) ... Saw action at Memphis (Sept. 20) ... Made a tackle in a loss to Ole Miss (Sept. 13) ... Recorded a tackle in a win over Arkansas State (Sept. 6) ... Made first collegiate start in a season-opening win over Alabama A&M while recording two tackles (Aug. 30).

2024 (FRESHMAN): Saw action in all 13 games, primarily appearing on special teams ... Recorded two tackles and a pass breakup ... Logged a tackle in Liberty Bowl victory against Texas Tech (Dec. 27) ... Saw action on special teams during a loss at Missouri (Nov. 30) ... Registered a quarterback hurry in a win over Louisiana Tech (Nov. 23) ... Played on special teams vs. Texas (Nov. 16) ... Saw action on special teams vs. Ole Miss (Nov. 2) ... Appeared in a win at Mississippi State (Oct. 26) ... Played in loss vs. LSU (Oct. 19) ... Saw action in a win over No. 4 Tennessee (Oct. 5) ... Saw action on special teams vs. Texas A&M (Sept. 28) ... Appeared in a win at Auburn (Sept. 21) ... Played in a win over UAB (Sept. 14) ... Saw action on special teams at Oklahoma State (Sept. 7) ... Recorded a solo tackle during a season-opening win over Arkansas-Pine Bluff (Aug. 29).

HIGH SCHOOL: A consensus four-star prospect by 247Sports, Rivals, ESPN and On3 ... Rated the No. 66 overall prospect according to On3 ... No. 92 overall prospect in Top247 rankings ... No. 130 overall prospect in Rivals 250 rankings ... No. 231 overall prospect in ESPN 300 rankings ... Ranked as the No. 1 overall prospect in Arkansas by On3 and Rivals ... No. 2 overall prospect in Arkansas by 247Sports and ESPN ... No. 8 defensive lineman in the country according to On3 ... No. 14 defensive lineman nationally by Rivals ... No. 15 defensive lineman in the country according to ESPN ... No. 16 defensive lineman nationally by ESPN ... Selected to play in the 2024 All-American Bowl ... Played for head coach Cortez Lee at Mills University Studies High School in Little Rock, Ark. ... Finished his high school career with 239 total tackles (113 solo), 77.0 tackles for loss and 24.0 sacks in 23 games ... Also carded one interception, eight pass breakups, six fumble recoveries and three forced fumbles in his career ... As a senior, totaled 115 stops (57 solo) with 31.0 tackles for loss, including 12.0 sacks, over 11 games ... Added four pass breakups, three forced fumbles, one fumble recovery and one blocked extra-point during the 2023 season ... Offensively, caught one pass for an eight-yard touchdown and rushed 12 times for 49 yards (4.1 ypc) and three touchdowns ... As a junior, finished with 124 total tackles (56 solo) with 46.0 tackles for loss, including 12.0 sacks, over 12 games ... Logged one interception, four pass breakups, five fumble recoveries and one forced fumble during the 2022 campaign ... Offensively, hauled in 11 passes for 67 yards (6.1 ypc) ... Birthdate: Sept. 7, 2005 ... CHOSE ARKANSAS OVER: Alabama, Auburn, Colorado, Georgia, LSU, Maryland, Miami (Fla.), Michigan, Michigan State, Missouri, Oklahoma, Ole Miss, Oregon, Penn State, SMU, Tennessee, Texas, Texas A&M, TCU, Vanderbilt and others.

DEFENSIVE STATS

	GP/GS	UA	A	TOTAL	TFL	SACK	FF/FR	INT	QBH	PD
2024	13/0	2	0	2	0.0	0.0	0/0	0	1	0
2025	9/3	4	5	9	1.0	0.0	0/0	0	0	0
TOTAL	*22/3*	*6*	*5*	*11*	*1.0*	*0.0*	*0/0*	*0*	*1*	*0*





JALON COPELAND

26

DB • 6-0 • 197 • Fr. • HS
Valdosta, Ga.
(Valdosta HS)

HIGH SCHOOL: A consensus three-star prospect according to 247Sports, Rivals and ESPN ... Attended Valdosta High School in Valdosta, Ga. ... Led Valdosta to a 12-2 record in 2025 ... Tallied 27 tackles, 12 pass breakups, three interceptions, a forced fumble, a fumble recovery and a quarterback hurry as a senior in 2025 ... Helped lead Valdosta to a 9-3 record as a junior in 2024 while recording 21 tackles (15 solo, six assisted), two interceptions and eight pass breakups ... Registered an interception, three pass breakups, and one tackle as a sophomore in 2023 while leading the Wildcats to an 8-4 season ... CHOSE ARKANSAS OVER: Boston College, Illinois, Michigan State, Nebraska, Penn State and others.



KASH COURTNEY

53

OL • 6-4 • 301 • R-Fr. • RS
Carthage, Texas
(Carthage HS)

2025 (FRESHMAN): Redshirted ... Saw action in three games with one start ... Made first career start in a loss to Mississippi State (Nov. 1) ... Appeared in a win over Arkansas State (Sept. 6) ... Saw first collegiate action in a season-opening win over Alabama A&M (Aug. 30).

HIGH SCHOOL: A consensus three-star prospect according to 247Sports, Rivals, ESPN and On3 ... Rated the No. 57 offensive lineman in the class of 2025 by 247Sports ... Attended Carthage High School in Carthage, Texas ... Invited to participate in the 2025 Navy All-American Bowl in San Antonio, Texas ... Helped lead Carthage to a 12-1 record and quarterfinals appearance in the Texas 4A DII State Playoffs ... Key blocker as a junior for a Carthage squad that finished 13-1 and reached the Texas 4A D-II regional finals (fourth round) ... Started as a sophomore on Carthage's 16-0 Texas 4A D-II state championship team in 2022 ... Also competes in track and field ... As a junior, posted a 46' shot put throw and a 136'6" discus throw ... Posted a 38'9" shot put and a 143'6" discus as a sophomore in 2023 ... CHOSE ARKANSAS OVER: Baylor, Duke, Houston, Texas Tech, West Virginia and others.



COURTNEY CRUTCHFIELD

1

WR • 6-2 • 187 • R-So. • 1L
Pine Bluff, Ark.
(Pine Bluff HS/Missouri)

2025 (REDSHIRT FRESHMAN): Played in 11 games ... Caught one pass for 26 yards ... Saw action in the regular season finale against Missouri (Nov. 29) ... Saw action in a loss at No. 17 Texas (Nov. 22) ... Registered first career reception with 42 seconds on the clock in the second quarter courtesy of a 26-yard pass from Taylen Green in a loss to LSU (Nov. 15) ... Played in a loss to Mississippi State (Nov. 1) ... Saw action in a loss to Auburn (Oct. 25) ... Played during a loss to No. 4 Texas A&M (Oct. 18) ... Saw game action in a loss at No. 12 Tennessee (Oct. 11) ... Saw action in a loss to Notre Dame (Sept. 27) ... Saw action on special teams in a loss to Memphis (Sept. 20) ... Appeared in a win over Arkansas State (Sept. 6) ... Saw action in a season-opening win over Alabama A&M (Aug. 30).

AT MISSOURI

2024 (FRESHMAN): Redshirted in his lone season at Missouri, seeing action in two games ... Played in the wins over Murray State (Aug. 29) and at UMass (Oct. 12).

HIGH SCHOOL: A consensus four-star wideout ranked as the No. 51 prospect in the country by 247Sports ... The top recruit in the state of Arkansas according to 247Sports ... No. 2 recruit in Arkansas according to On3, No. 3 on Rivals and No. 4 on ESPN ... Ranked No. 270 on ESPN300 list ... Rated a top 20 wideout nationally by 247Sports, On3 and ESPN ... Caught 42 passes for 930 yards and 13 touchdowns as a senior while also handling kick return duties ... Received an invite to the 2024 All-American Bowl.

PERSONAL: Son of Danyell Hughes ... Born September 28, 2005.

RECEIVING STATS

	GP/GS	REC	YDS	AVG/C	TD	LG
2024 (MIZ)	2/0	0	0	0	0	0
2025	11/0	1	26	26.0	0	26
TOTAL	*13/0*	*1*	*26*	*26.0*	*0*	*0*



PRESTON DAVIS

45

LB • 5-11 • 223 • R-So. • SQ
Little Rock, Ark.
(LR Christian Academy)

FIRST-YEAR SEC ACADEMIC HONOR ROLL (2025)
2025 FALL SEC ACADEMIC HONOR ROLL

2025 (REDSHIRT FRESHMAN): Saw action in a season-opening win over Alabama A&M (Aug. 30).

2024 (FRESHMAN): Redshirted ... Did not see game action.

HIGH SCHOOL: Played for head coach Eric Cohu at Little Rock Christian Academy in Little Rock, Ark. ... Recorded 402 total tackles, including 30 tackles for loss, with four sacks, four interceptions, four recovered fumbles, a forced fumble and a pick-six during his high school career ... As a senior in 2023, racked up 132 total tackles, including six tackles for loss, with two sacks, one forced fumble and one recovered fumble.

DEFENSIVE STATS

	GP/GS	UA	A	TOTAL	TFL	SACK	FF/FR	INT	QBH	PD
2025	1/0	0	0	0	0.0	0.0	0/0	0	0	0
TOTAL	*1/0*	*0*	*0*	*0*	*0.0*	*0.0*	*0/0*	*0*	*0*	*0*



BROOKS EDMONSON

73

OL • 6-4 • 313 • R-Sr. • 3L
Bryant, Ark.
(Bryant HS)

2024 FALL SEC ACADEMIC HONOR ROLL

2025 (REDSHIRT JUNIOR): Played in all 12 games, appearing primarily on special teams ... Saw action in the regular season finale against Missouri (Nov. 29) ... Appeared on special teams in a loss at No. 17 Texas (Nov. 22) ... Saw action in a loss at LSU (Nov. 15) ... Saw action in a loss to Mississippi State (Nov. 1) ... Saw action in a loss to Auburn (Oct. 25) ... Played during a loss to No. 4 Texas A&M (Oct. 18) ... Saw game action in a loss at No. 12 Tennessee (Oct. 11) ... Played in a loss to Notre Dame (Sept. 27) ... Saw action at Memphis (Sept. 20) ... Saw action in a loss at Ole Miss (Sept. 13) ... Appeared in a win over Arkansas State (Sept. 6) ... Saw action in a season-opening win over Alabama A&M (Aug. 30).

2024 (REDSHIRT SOPHOMORE): Saw action in 13 games while making one start ... Primarily appeared on special teams ... Earned first career start during a 39-26 win over Texas Tech in the Liberty Bowl (Dec. 27) ... Helped pave way for 559 total yards of offense during a 39-26 Liberty Bowl win over Texas Tech (Dec. 27) ... Played on special teams during a loss at Missouri (Nov. 30) ... Saw action in a win over Louisiana Tech (Nov. 23) ... Played on special teams in a loss to Texas (Nov. 16) ... Saw action on special teams vs. Ole Miss (Nov. 2) ... Appeared in a win at Mississippi State (Oct. 26) ... Played on special teams against LSU (Oct. 19) ... Saw action in a win over No. 4 Tennessee (Oct. 5) ... Played on special teams vs. Texas A&M (Sept. 28) ... Played in a win at Auburn (Sept. 21) ... Saw action at Oklahoma State (Sept. 7) and in season-opening win over Arkansas-Pine Bluff (Aug. 29).

2023 (REDSHIRT FRESHMAN): Earned playing time in 11 games during his second season, seeing the field in the team's final 11 games ... Primarily used on special teams as part of field goal/extra point protection ... Saw action on the offensive line in victory vs. Florida International (Nov. 23)

2022 (FRESHMAN): Redshirted in his first season as a Razorback.

HIGH SCHOOL: Helped pave the way for a potent Bryant offense that led the Hornets to 42 straight wins and four straight Class 7A state titles ... Originally committed to Princeton before accepting preferred walk-on offer with Arkansas.

PERSONAL: Younger sister, Natalie, plays basketball at Hendrix College in Conway, Ark.



JESSE EHRLICH

34

P • 6-2 • 200 • R-Sr. • TR
Melbourne, Australia
(Cal Poly)

AT CAL POLY

2024 (SENIOR): Played in all 11 games ... Recorded a 31-yard rush against Northern Arizona ... Punted six times for 209 yards, averaging 34.8 yards per punt, with a long of 40 yards ... Two punts landed inside the 20 and three resulted in fair catches ... Also handled holder duties for field goals.

2023 (SOPHOMORE): Punted 21 times, averaging 40 yards per punt ... Had six punts inside the 20 and one that was over 50 yards ... Longest punt was 66 yards.

2022 (FRESHMAN): Played in four games, preserving his redshirt ... Punted in the San Diego, South Dakota and Portland State games and also played versus Sacramento State ... Averaged 38.4 yards on seven punts with a long of 48 yards ... One touchback, four fair catches and two ended up inside the 20.

HIGH SCHOOL: Attended Mount Scopus Memorial College in Burwood, a suburb of Melbourne, Australia ... Graduated in 2021 ... Played Australian Rules football at club and high school levels ... Sport captain as a senior and recognized as the best all-around athlete at his school in 2021 ... Attended the Chris Sailer Kicking Camp and achieved 5.0-plus hang times.

PERSONAL: Son of Danny Ehrlich and Debbie Zauder ... Has one sister, Isabella.

PUNTING STATS

	GP/GS	NO.	YARDS	LG	AVG/G	FC	I20	50
2022 (CP)	4/0	7	269	48	38.4	4	2	0
2023 (CP)	11/0	21	839	66	40.0	5	6	1
2024 (CP)	11/0	6	209	40	34.8	3	2	0
2025 (CP)	12/0	65	2800	66	43.1	17	15	10
TOTAL	*37/0*	*99*	*4117*	*66*	*41.6*	*29*	*25*	*11*



JEREMY EVANS

42

LB • 6-1 • 229 • R-Sr. • TR
Tenaha, Texas
(Tenaha HS/Baylor)

AT BAYLOR

2025 (REDSHIRT JUNIOR): Played in 10 games ... Recorded seven tackles and a quarterback hurry.

2024 (REDSHIRT SOPHOMORE): Saw action in eight games as a reserve linebacker ... Played vs. BYU, Iowa State, Texas Tech, OSU, TCU, WVU, Houston and Kansas.

2023 (REDSHIRT FRESHMAN): Played in 11 games with one start, at TCU ... Made 17 tackles on the year, with one forced fumble and one pass break-up ... Made season debut vs. Texas State in the season lid-lifter ... Also saw time vs. No. 12/12 Utah ... Had four tackles vs. Long Island ... Registered a stop and broke up a pass vs. No. 3/6 Texas ... Had a stop vs. Texas Tech, two at Cincinnati - and a forced fumble - and one vs. Iowa State ... Saw action vs. Houston ... Went for a career-high seven tackles at No. 25 Kansas State ... Had a tackle at TCU.

2022 (FRESHMAN): Redshirted to retain eligibility ... Saw action in three games vs. UAlbany, at No. 23 Texas and vs. Air Force in the Armed Forces Bowl.

HIGH SCHOOL: Starred at Tenaha High School for head coach Jeremy Jenkins ... Helped team to 9-3 mark as a senior ... Named District 11-2A Division II District MVP in 2021 ... Finished junior season with 120 tackles, six forced fumbles and two interceptions ... Also notched 103 carries for 1,008 yards and 20 touchdowns as a running back ... Added 15 catches for 362 yards and four receiving touchdowns as a wide receiver ... Named to the Texas Sports Writers Association All-State Second Team as a wide receiver ... Also named District 11-2A Division II MVP in 2020 ... Recorded 217 carries for 1,976 rushing yards and 29 rushing touchdowns in first three HS seasons ... District 11-2A Division I First Team selection at running back and linebacker in 2019 ... 11-2A Division I Offensive Newcomer of the Year in 2018 ... Rated as a four-star prospect by ESPN and Dave Campbell's Texas Football ... ESPN's No. 36 outside linebacker nationally ... A three-star prospect by 247Sports and Rivals ... Chose Baylor over Texas, Oklahoma, Michigan, Arkansas, Nebraska, Oklahoma State and TCU, among others.

PERSONAL: Son of Kristy Norris.

DEFENSIVE STATS

	GP/GS	UA	A	TOTAL	TFL	SACK	FF/FR	INT	QBH	PD
2022 (BU)	3/0	0	0	0	0.0	0	0/0	0	0	0
2023 (BU)	11/1	15	2	17	0.0	0	1/0	0	0	1
2024 (BU)	8/0	0	0	0	0.0	0	0/0	0	0	0
2025 (BU)	10/0	6	1	7	0.0	0	0/0	0	1	0
TOTAL	*32/1*	*21*	*3*	*24*	*0.0*	*0*	*1/0*	*0*	*1*	*1*



DONOVAN FAUPEL

8

WR • 6-1 • 201 • Sr. • TR
Riverside, Calif.
(Corona Centennial HS/NMSU)

AT NEW MEXICO STATE

2025 SECOND-TEAM ALL-CUSA (COACHES)

2025 (JUNIOR): Played in all 12 games, earning Second-Team All-Conference USA honors from the league's coaches ... Caught 61 passes for a total of 661 yards and seven touchdowns ... Had a season-high 99 receiving yards on five receptions during a season-opening win over Bryant (Aug. 30) ... Followed up a near 100-yard performance with eight catches for 78 yards and a touchdown against Tulsa (Sept. 6) ... Caught six passes for 97 yards against New Mexico (Sept. 27) ... Completed two of three passing attempts for 57 yards and a touchdown ... Hauled in three passes for 51 yards and a touchdown against Liberty (Oct. 14) ... Caught a season-high 10 passes for 84 yards and a touchdown vs. Missouri State (Oct. 22) ... Registered two receiving touchdowns while catching four passes for 27 yards against Kennesaw State (Nov. 8) ... Recorded 80 receiving yards on nine receptions at Tennessee (Nov. 15) ... Scored two touchdowns while catching nine passes for 78 yards at Middle Tennessee (Nov. 29).

2024 (SOPHOMORE): Appeared in seven games this season while earning a start against Middle Tennessee on Nov. 23 ... Finished the year with three catches for 48 yards ... Hauled in his third career touchdown against Western Kentucky on Nov. 9 when he also produced a career-high 36 receiving yards on two catches ... Earned the first rushing attempt of his career against FIU on Nov. 2 when he turned a jet sweep into an 18-yard gain.

2023 (FRESHMAN): Appeared in each of the Aggies' final 11 games as he helped the Aggies produce their second 10-win season in program history and first since the 1960 season ... Finished the year with eight catches for 98 yards and two touchdowns ... Made his first career collegiate reception on the road at Hawaii on Sept. 23 ... Closed out the year with six catches in the final four games of the season, including a season-best three catches against Jax State on Nov. 25 ... Posted a season-high 33 receiving yards on two catches in the Conference USA Championship game against Liberty on Dec. 1.

RECEIVING STATS

	GP/S	REC	YDS	AVG/C	TD	LG
2023 (NMST)	11/0	8	98	12.3	0	17
2024 (NMST)	7/1	3	48	16.0	1	29
2025 (NMST)	12/11	61	661	10.8	7	55
TOTAL	*30/12*	*72*	*807*	*11.2*	*8*	*55*



EMMANUEL FLOR

67

OL • 6-4 • 334 • R-Fr. • TR
Brooklyn, N.Y.
(IMG Academy/Sacred Heart)

AT SACRED HEART

2025 (REDSHIRT FRESHMAN): did not see game action.

HIGH SCHOOL: Prepped at IMG Academy.



BRANDON FORD

29

DB • 5-11 • 193 • Fr. • HS
Crowley, Texas
(Crowley HS)

HIGH SCHOOL: A consensus three-star prospect according to 247Sports, Rivals and ESPN ... Rated the No. 69 cornerback in the class of 2026 by Rivals and No. 85 cornerback in the class of 2026 by ESPN ... No. 68 overall prospect in Texas by Rivals ... Attended Crowley High School in Crowley, Texas ... Collected 13 tackles, one interception and six pass breakups as a senior in 2025 ... Helped lead Crowley to a 8-5 record in 2024 which included a 5-1 mark in district play ... Recorded 17 tackles and an interception as a sophomore in 2023 ... Had a breakout freshman season that included 16 tackles, two tackles for loss, three interceptions and a fumble in 2022 ... Also participated in track posting marks of 11.99 in the 100-meter dash, 24.36 in the 200-meter dash and 17-8.5 in the long jump as a sophomore ... CHOSE ARKANSAS OVER: Arizona, Arizona State, Houston, Kansas State, Nebraska, Oklahoma State, Pittsburgh, SMU, Texas Tech and others.



BRAEDEN FULLER

16

QB • 6-3 • 221 • R-Sr. • TR
Floresville, Texas
(Floresville HS/Angelo St.)

AT ANGELO STATE

2025 (REDSHIRT JUNIOR): Played in eight games ... Completed 54.5% of his passes for 1,050 yards, 15 touchdowns, and four interceptions while running for 42 yards ... Tossed three touchdown passes during three games in the 2025 season, highlighted by a 186-yard performance against Central Washington (Nov. 1) ... Threw for 183 yards and two touchdowns against UT-Permian Basin (Oct. 4).

2024 (REDSHIRT SOPHOMORE): Started all 12 games for the Rams, throwing for 2,318 yards with 19 touchdowns and only two interceptions ... Led the Lone Star Conference in both passing yards and passing touchdowns ... Added 678 yards on the ground with 10 rushing touchdowns ... Was named the Lone Star Conference Offensive Player of the Year ... Earned First-Team All-Region honors and was a finalist for the Harlon Hill Award ... Earned LSC Offensive Player of the Week five times during the season.

2023 (REDSHIRT FRESHMAN): Appeared in eight games ... Completed three passes for 40 yards and two touchdowns ... Rushed for 47 yards and a touchdown on 14 carries.

2022 (FRESHMAN): Did not see game action ... Redshirted.

HIGH SCHOOL: Week Three San Antonio Express News Offensive Player of the Week ... Week 5 5A Built Ford Tough Player of the Week ... District 15 5A-DII Offensive MVP ... San Antonio First Team All-Area.

PERSONAL: Son of Asa and Lara Fuller ... Has two siblings, Asa and Cade, who also played at Angelo State ... Majoring in Kinesiology.

PASSING STATS

	GP/GS	COMP	ATT	PCT	YDS	TD	INT	LG
2023 (ASU)	8/0	3	6	50.0	40	2	0	23
2024 (ASU)	12/12	163	287	57.0	2318	19	2	80
2025 (ASU)	7/0	73	137	53.0	873	12	3	80
TOTAL	*27/12*	*239*	*430*	*55.6*	*3231*	*33*	*5*	*80*

RUSHING STATS

	GP/S	ATT	YDS	AVG/G	TD	LG
2023 (ASU)	8/0	14	47	5.9	1	16
2024 (ASU)	12/12	148	678	56.5	10	86
2025 (ASU)	7/0	37	42	6.0	0	13
TOTAL	*27/12*	*199*	*767*	*28.4*	*11*	*86*



GAVIN GARRETSON

89

TE • 6-7 • 256 • R-Fr. • RS
Chico, Calif.
(Pleasant Valley HS)

2025 (FRESHMAN): Redshirted ... Saw action in three games ... Played during a loss to No. 4 Texas A&M (Oct. 18) ... Saw game action in a loss at No. 12 Tennessee (Oct. 11) ... Saw first collegiate action in a season-opening win over Alabama A&M (Aug. 30).

HIGH SCHOOL: A three-star prospect according to 247Sports, ESPN and On3 ... Rated the No. 50 tight end-Y in the class of 2025 by ESPN ... Attended Pleasant Valley High School in Chico, Calif. ... Helped lead Pleasant Valley to a D2 Football NSCIF 2024 State Championship as a senior ... Hauled in 20 passes for 383 yards and six touchdowns as a senior ... As a junior, registered 20 receptions for 312 yards and five touchdowns while leading Pleasant Valley to a 10-4 mark ... Logged six receptions for 127 yards and two touchdowns as a sophomore in 2022 ... Also played defensive end during his high school career, registering 139 total tackles, 30 tackles for loss, 28.5 sacks and three pass breakups ... Was named sectional defensive player of the year and named Cal-Hi Sports' Second-Team All-State ... Also lettered in basketball, averaging 10.5 points per game and five rebounds per contest ... CHOSE ARKANSAS OVER: Cal, San Diego State and others.

PERSONAL: Older brother, Gabe, is a tight end at San Diego State.

RECEIVING STATS

	GP/GS	REC	YDS	AVG/C	TD	LG
2025	3/0	0	0	0.0	0	0
TOTAL	*3/0*	*0*	*0*	*0.0*	*0*	*0*



BREYLEN GILBERT

84

TE • 6-3 • 235 • R-So. • TR
Fairburn, Ga.
(Creekside HS/Georgia State)

ATHLETIC DIRECTOR'S HONOR ROLL- SPRING 2026
ATHLETIC DIRECTOR'S HONOR ROLL- FALL 2025
2024-25 SBC COMMISSIONER'S LIST
DEAN'S LIST- SPRING 2025
DEAN'S LIST- FALL 2024

AT GEORGIA STATE

2025 (REDSHIRT FREDSHMAN): Did not see action.

2024 (FRESHMAN): Did not see game action as a freshman.



MAX GILBERT

30

K • 6-0 • 201 • R-Jr. • TR
Memphis, Tenn.
(Lausanne/Tennessee)

AT TENNESSEE

2025 (REDSHIRT SOPHOMORE): Kicked in all 13 games for Tennessee, making 14-of-18 field goals and all 64 PATs ... His 106 points ranked fifth in the SEC and his 64 PATs led the league and ranked fifth nationally ... Hit a 34-yard field goal in season-opening win over Syracuse (Aug. 30) ... Matched his career-high with 15 total points with three field goals, including a career-long 53-yard field goal, and six PATs in victory over ETSU (Sept. 6) ... Went 2-for-3 on field goals vs. No. 6 Georgia (Sept. 13) ... Made all eight of his PATs vs. UAB (Sept. 20) ... Connected on a pair of field goals in win over Mississippi State (Sept. 27) ... Named SEC co-Special Teams Player of the Week after scoring 10 points in win vs. Arkansas (Oct. 11), making a pair of field goals from 37 and 50 yards as well as all four of PATs ... Made all eight of his PATs in win at Kentucky (Oct. 25) ... Was good on field goals from 45 and 48 yards vs. Oklahoma (Nov. 1) ... Connected on a 36-yard field goal on the final play of the first half in win at Florida (Nov. 22) ... Made his lone field goal attempt from 25 yards vs. No. 12 Vanderbilt (Nov. 29) ... Remained perfect on PATs with four in Music City Bowl loss to Illinois (Dec. 30).

2024 (REDSHIRT FRESHMAN): Won the starting kicker job, kicking in all 13 games ... Connected on 20-of-26 field goals while going a perfect 54-for-53 on PATs ... His 114 total points ranked sixth in Tennessee single-season history and was fourth among all players in the SEC ... His 20 made field goals were fifth in the league and matched the sixth-most in program history ... His 8.8 points per game ranked sixth nationally and second in the SEC among kickers ... Went 3-for-6 beyond 50 yards with a long of 52 ... Made his collegiate debut vs. Chattanooga (Aug. 31), booting field goals of 36 and 42 yards while making all seven PATs for 13 total points ... Connected on three of his four field goal attempts in win over NC State (Sept. 7), including a 45-yarder on the last play of the first half ... Posted 15 points for the second consecutive game after making a career-high nine PATs and both of his field goal attempts (36 and 21 yards) in win over Kent State (Sept. 14) ... Was good on all three of his field goal attempts and both PATs, including a long of 41 yards in his SEC debut on the road at No. 15 Oklahoma (Sept. 21) ... Made his lone attempt and in win vs. Florida (Oct. 12) with 35-yarder tying the game in third quarter ... Missed two 50-plus yard field goal attempts in first half but responded with 41-yarder late in fourth quarter in win vs. No. 7 Alabama (Oct. 19) ... In win over Mississippi State (Nov. 9), he was good on all four field goal attempts to set a career-best in field goals made and match his career-best with 15 total points to earn Lou Groza Award "Star of the Week" honors ... Drilled a career-long 52-yard field goal in the first quarter at No. 12 Georgia (Nov. 16), which was the longest make by a Tennessee kicker since 2019 ... Became the first UT kicker to make two 50-plus yard field goals in consecutive weeks since Fuad Reveiz did it in four straight games in 1982 ... Made all eight of his PATs in win vs. UTEP (Nov. 23) ... Scored 10 points in win at Vanderbilt (Nov. 30) with a pair of field goals, including a 50-yarder, and four PATs ... Made a 36-yard field goal at Ohio State (Dec. 21) in College Football Playoff First Round.

2023 (FRESHMAN): Redshirted during his first season at Tennessee.

HIGH SCHOOL: Rated by Kohl's Kicking as a five-star prospect and the No. 30 kicker in the country ... Also earned a four-star rating as a punter by Kohl's ... Made 45-of-46 PATs and six field goals during his senior season Lausanne Collegiate School, including a 47-yarder ... Punted 17 times for 704 yards (42.2 avg) with a long punt of 63 yards, and booted 57-of-61 kickoffs for touchbacks ... One of three finalists for the 2022 Tennessee Mr. Football High School Kicker of the Year ... Competed in the 2022 Liberty Bowl All-Star Game and hit a 43-yard field goal late in the second half ... Two-time Division II-AA region special teams MVP (2021-22) ... Nailed a career-long 54-yard field goal as a junior ... Grew up playing soccer and started playing football his freshman year of high school ... Selected to the TSWA All-State soccer team after his sophomore year and was a finalist for All-Metro soccer player of the year.

PERSONAL: Maxwell Oscar Gilbert ... Son of Jennifer and Norm Gilbert.

KICKING STATS

	GP/S	MADE	ATT	LG	PCT
2024 (TEN)	13/0	20	26	52	76.9
2025 (TEN)	13/0	14	19	53	73.7
TOTAL	*26/0*	*34*	*45*	*53*	*75.6*



NSONGBEH GINYUI

15

DB • 6-2 • 199 • So. • TR
Bakersfield, Calif.
(Frontier HS/Bakersfield College)

AT BAKERSFIELD COLLEGE

2025 (FRESHMAN): Appeared in 10 games ... Tallied 47 total tackles, one interception, one forced fumble, four pass breakups and a tackle for loss ... Had nine tackles in back-to-back games against Pasadena City (Sept. 27) and Cerritos (Oct. 11) ... Returned a fumble for a touchdown in a win over East Los Angeles (Oct. 25) ... Recorded interception in a 59-0 win over Orange Coast ... First team All-Conference California Community College Athletic Association honors.

HIGH SCHOOL: Prepped at Frontier High School in Bakersfield, Calif., where he played football and basketball.

DEFENSIVE STATS

	GP/GS	UA	A	TOTAL	TFL	SACK	FF/FR	INT	QBH	PD
2025 (BC)	10	33	14	47	1.0	0.0	1/1	1	-	4
TOTAL	*10*	*33*	*14*	*47*	*1.0*	*0.0*	*1/1*	*1*	*-*	*4*



DANIEL GREIN

70

OL • 6-6 • 324 • So. • TR
Munster, Ind.
(IC Catholic Prep HS/Butler CC)

AT BUTLER CC

2025 (FRESHMAN): Saw action during two games.

HIGH SCHOOL: Prepped at IC Catholic Prep High School before spending a year at Milford Academy in 2024 ... Played in the Blue-Grey All-American Bowl ... Played both offensive and defensive line at IC Catholic Prep ... Helped lead the Knights to a 9-3 overall record as a senior in 2023.



DJ HAIRSTON JR.

17

DB • 6-2 • 176 • So. • TR
Starkville, Miss.
(Starkville HS/Hinds CC)

AT HINDS CC

2025 (FRESHMAN): Played in all nine games, making 18 total tackles with 1.5 tackles for loss, one fumble recovery and two interceptions ... Recovered a fumble and recorded three tackles at Itawamba CC (Aug. 28) in the season opener ... Picked off his first pass of the season and added a pair of tackles at East Mississippi CC (Sept. 4) ... Credited with two tackles, including a half TFL, vs. Co-Lin (Sept. 10) ... Logged two stops vs. Mississippi Delta (Sept. 17) and tallied two more tackles vs. East Central (Sept. 24) ... Broke up a pass and made one stop at Jones College (Oct. 9) ... Added a solo tackle and one pass breakup vs. Southwest (Oct. 16) ... Matched a season-best with three tackles, including a tackle for loss, at Pearl River CC (Oct. 23) ... Intercepted a pass and made two tackles in season finale vs. Gulf Coast (Oct. 29).

DEFENSIVE STATS

	GP/GS	UA	A	TOTAL	TFL	SACK	FF/FR	INT	QBH	PD
2025 (HCC)	8/4	13	5	18	1.5	0.0	0/1	2	-	5
TOTAL	*8/4*	*13*	*5*	*18*	*1.5*	*0.0*	*0/1*	*2*	*-*	*5*



JUDE HALL

18

WR • 6-5 • 200 • Fr. • HS
Greenville, S.C.
(Christ Episcopal School)

HIGH SCHOOL: A consensus three-star prospect according to 247Sports, Rivals and ESPN ... Rated the No. 129 wide receiver in the class of 2026 by ESPN, No. 138 wide receiver in the class of 2026 by 247Sports and No. 155 wide receiver in the class of 2026 by Rivals ... No. 15 overall prospect in South Carolina by 247Sports, No. 16 overall prospect in South Carolina by ESPN and No. 19 overall prospect in South Carolina by Rivals ... Attended Christ Church Episcopal School in Greenville, S.C. ... Tallied over 2,000 yards receiving and 26 touchdown receptions during his high school career ... Led the Cavaliers to an 8-4 mark as a senior in 2025 ... Caught 42 passes for 879 yards and 12 touchdowns as a senior while also throwing a 52-yard touchdown pass ... Earned All-Region honors as a junior after catching 57 passes for 795 yards (13.9 YPC) and five touchdowns in 2024 ... Caught 24 passes for 538 yards and nine touchdowns as a sophomore in 2023 ... Multisport athlete who also runs track and plays basketball ... Two-time South Carolina Class A champ in the 400-meter hurdles ... Finished second in the event at New Balance Nationals as a freshman ... CHOSE ARKANSAS OVER: Boston College, Cincinnati, Duke, Memphis and others.



CHRISTIAN HARRISON

1

DB • 6-0 • 202 • R-Sr. • TR
Atlanta, Ga.
(Woodward Academy/Cincinnati)

AT CINCINNATI

2025 (REDSHIRT JUNIOR): Started all 12 games he appeared in at safety in his single season at Cincinnati, making 66 tackles with 2.5 tackles for loss, seven pass breakups and one interception ... His 66 stops ranked fifth on the Bearcats' roster ... Logged six stops in season opener vs. Nebraska (Aug. 28) ... Made five tackles in team's first win of the season over Bowling Green (Sept. 6) ... Picked up a pair of stops vs. Northwestern State (Sept. 13) and four more in win at Kansas (Sept. 27) ... Posted a career-high 10 tackles in win over No. 14 Iowa State (Oct. 4) ... Recorded two tackles vs. UCF (Oct. 11) and two more in win at Oklahoma State (Oct. 18) ... His four stops in win over Baylor (Oct. 25) helped extend Bearcats' winning streak to seven games ... Matched his career-best with 10 tackles at No. 24 Utah (Nov. 1), picking off a pass in the loss ... Tallied seven tackles at Arizona (Nov. 15) ... Made three tackles at TCU (Nov. 29) in the regular season finale.

AT TENNESSEE

2024 (REDSHIRT SOPHOMORE): Played in 12 games with four starts, recording 20 tackles with 2.5 tackles for loss and one pass breakup ... Made his first-career start in season-opening win vs. Chattanooga (Aug. 31), logging one tackle and one tackle for loss in 23 defensive snaps from the STAR position ... Finished with two tackles in win vs. No. 24 NC State (Sept. 7) ... Logged his best game to date in road win over No. 15 Oklahoma (Sept. 21) with a career-high five tackles, including a TFL, over 56 snaps ... Started at STAR and recorded half a sack in loss at Arkansas (Oct. 5) ... Returned to action and played 11 defensive snaps in win vs. No. 7 Alabama (Oct. 19), recording two tackles ... Played 16 snaps at STAR and made three tackles in win vs. Kentucky (Nov. 2) ... Played 36 snaps, had one QB hurry and recorded his first-career pass breakup in victory over Mississippi State (Nov. 9) ... Recorded four tackles despite playing just 15 snaps in road win at Vanderbilt (Nov.30) ... Made two stops in College Football Playoff game at Ohio State (Dec. 21).

2023 (SOPHOMORE): Redshirted, playing in five games ... Saw action on 10 snaps at corner in Tennessee's season-opening victory over Virginia (Sept. 2) ... Played 12 snaps on special teams in SEC opener at Florida (Sept. 16) ... Recorded a pair of tackles during the Citrus Bowl win against No. 17 Iowa (Jan. 1).

2022 (FRESHMAN): Played in eight games as a reserve defensive back and special teams contributor, finishing with nine tackles and half a TFL in his first season ... Made his collegiate debut in the season opener vs. Ball State (Sept. 1), recording three total tackles and half a tackle for loss ... Registered a pair of solo tackles in win against Akron (Sept. 17) ... Had two assisted tackles in win over UT Martin (Oct. 22) ... Tallied one solo stop in home win over No. 19 Kentucky (Oct. 29) ... Made one solo tackle in regular-season finale at Vanderbilt (Nov. 26).

HIGH SCHOOL: A consensus three-star recruit by all major recruiting services ... Tabbed as one of the Top 50 players in the state of Georgia by On3.com ... Picked off three passes, broke up five and forced two fumbles as a senior ... Helped Woodward Academy's defense allow only 10.9 points per game during an 11-1 season his senior year ... Also played wide receiver in high school, totaling 18 receptions for 351 yards and three touchdowns over his final two seasons ... Chose Tennessee over 19 other Division I offers, including 10 from Power 5 programs.

PERSONAL: Christian Erik Harrison ... Born on Feb. 6, 2004, in Atlanta ... Son of Rodney and Erika Harrison ... Has one brother, RJ, and two sisters, Sydney and Michale ... Father was a 15-year NFL veteran, two-time Super Bowl champion and a two-time Pro Bowler ... Rodney played for the San Diego Chargers from 1994-2002 and the New England Patriots from 2003-08 and is now a broadcaster for NBC ... His father also owns the most sacks of any defensive back in NFL history (30.5) and is the league's all-time career leader in Super Bowl tackles (33) ... Christian says his father is his biggest influence and inspiration because "he was always and still is the hardest working person in the room, and he motivates me to be great everyday" ... Aspires to be a business owner or get into real estate following his playing career.

DEFENSIVE STATS

	GP/GS	UA	A	TOTAL	TFL	SACK	FF/FR	INT	QBH	PD
2022 (TEN)	8/0	5	4	9	0.5	0	0/0	0	0	0
2023 (TEN)	5/0	2	0	2	0	0	0/0	0	0	0
2024 (TEN)	12/4	12	8	20	2.5	0	0/0	0	2	1
2025 (UC)	12/12	40	26	66	2.5	0	0/0	1	0	8
TOTAL	*37/16*	*59*	*38*	*97*	*5.5*	*0.5*	*0/0*	*1*	*2*	*9*



MONTE HARRISON

11

WR • 6-3 • 222 • R-So. • 1L
Lee's Summit, Mo.
(West HS)

2025 FIRST-YEAR SEC ACADEMIC HONOR ROLL

2025 (SOPHOMORE): Saw action in two games before suffering a season-ending injury ... Caught one pass for 29 yards ... Appeared in a win over Arkansas State (Sept. 6) ... Saw action in a season-opening win over Alabama A&M, registering one reception for 29 yards (Aug. 30).

2024 (FRESHMAN): Saw action in 11 games ... Caught two passes for 29 yards ... Recovered an on-side kick and returned it 20 yards ... Played on special teams during a loss at Missouri (Nov. 30) ... Saw action in a win over Louisiana Tech (Nov. 23) ... Played in a loss to Texas (Nov. 16) ... Saw action on special teams vs. Ole Miss (Nov. 2) ... Played in a win at Mississippi State (Oct. 26) ... Played in loss to LSU (Oct. 19) ... Saw action in a win over No. 4 Tennessee (Oct. 5) ... Played in a win at Auburn (Sept. 21) ... Recovered and returned an onside kick 16 yards, helping set up a drive that ended in a field goal in a win over UAB (Sept. 14) ... Saw action at Oklahoma State (Sept. 7) ... Became only the second player in NCAA history to record a statistic in an official FBS football game following his Major League Baseball career by catching two passes for 29 yards during his collegiate debut vs. Arkansas-Pine Bluff (Aug. 29).

HIGH SCHOOL: Starred at Lee's Summit West (MO) HS, playing football, basketball and baseball ... Committed to Nebraska to play baseball and football ... Four-star football prospect according to 247Sports and the No. 7 athlete in Missouri and No. 52 wide receiver nationally ... Chose Nebraska over: Arkansas, Indiana, Iowa, Michigan State, Kansas, Missouri, Michigan and Wisconsin ... As a senior, scored 25 touchdowns and gained 1,205 total yards before hitting .433 with a 1.245 OPS during the spring.

PERSONAL: Selected in the 2nd round (50th overall) of the Major League Baseball Draft in 2014 by the Milwaukee Brewers ... Played professionally for 10 seasons, reaching the major leagues with the Miami Marlins (2020-21) and Los Angeles Angels (2022) playing in 50 games total ... Collected 12 hits, including two home runs, scoring 13 runs and driving in six to go with seven stolen bases as a big leaguer ... In the minors, he played 770 games in his career slashing .240/.327/.395 with 90 home runs and 210 stolen bases ... Was part of trade that sent Christian Yelich from Miami to Milwaukee ... Played his final professional baseball season for the Nashville Sounds ... Entered the 2021 season ranked as the Marlins' No. 16 prospect before making his major league debut Aug. 4 at Baltimore and collecting his first major league hit Aug. 6 vs. the Orioles ... Hit his first MLB home run against Atlanta Aug. 15 ... Selected to play in the 2019 All-Star Futures Game but did not play due to a wrist injury ... His older brother, Shaquille, played in the NBA with Phoenix, Chicago, Utah, Denver and Brooklyn from 2018-22 ... Pronounced mon-TAY ... Born on Aug. 10, 1995.

RECEIVING STATS

	GP/S	REC	YDS	AVG/C	TD	LG
2024	11/0	2	29	14.5	0	18
2025	2/0	1	29	29.0	0	29
TOTAL	*13/0*	*3*	*58*	*19.3*	*0*	*29*



JATHAN HATCH

16

DB • 6-2 • 196 • R-So. • TR
Biggersville, MIss.
(Biggersville HS/EMCC)

AT EMCC

2025 (REDSHIRT FRESHMAN): Saw action in 10 games ... Tallied 51 tackles including 27 solo stops while forcing a fumble.

AT LOUISVILLE

2024 (FRESHMAN): Redshirted ... Saw action in five games ... Recorded a tackle in a win over Kentucky.

HIGH SCHOOL: Played for Case Ingram at Biggersville High ... played several different positions ... recruited as a safety ... committed in June ... consensus three-star prospect ... per 247Sports Composite, No. 124 safety nationally and No. 30 player in Mississippi ... rushed for 1,185 yards and 21 touchdowns as a running back ... recorded 53 tackles, six interceptions and four special teams touchdowns ... . selected to the MS-AL All-Star Game ... selected All-State by SB Live ... named first team Class 1-A all-state Scored 35 total touchdowns on both sides of the ball on the way to school's first ever 1-A state championship ... three interceptions, a fumble recovery, and two 65-yard punt return touchdown and four tackles vs. Tupelo Christian Prep ... scored a pair of defensive touchdowns, three first-half interceptions and caught a 50-yard touchdown in a win over Vardaman ... chose Louisville over Ole Miss, Kentucky, Southern Miss, Tulane and Cincinnati.

DEFENSIVE STATS

	GP	UA	A	TOTAL	TFL	SACK	FF/FR	INT	QBH	PD
2024 (UL)	5/0	0	1	1	0.0	0.0	0/0	0	0	0
2025 (EMCC)	10	27	24	51	0.0	0.0	1/0	0	-	1
TOTAL	*15/0*	*27*	*25*	*52*	*0.0*	*0.0*	*1/0*	*0*	*0*	*1*



ADAM HAWKES

54

OL • 6-6 • 306 • R-So. • TR
Herriman, Utah
(Mountain Ridge HS/Oregon St.)

AT OREGON STATE

2025 (REDSHIRT FRESHMAN): Saw action in six games, earning a pair of starts ... Played 209 offensive snaps according to Pro Football Focus ... Earned starts vs. Lafayette (Oct. 18) and in regular season finale at Washington State (Nov. 29).

2024 (FRESHMAN): Redshirted in his first year on campus.

HIGH SCHOOL: All-Region performer as a senior at Mountain Ridge HS, helping team to 7-3 record ... Moved to offensive tackle as a senior after spending career as a defensive end ... Also lettered in track and field, throwing the discus and shot put.

PERSONAL: Son of Jennifer and Matthew Hawkes ... Has three sisters - Summer, Tagan and Cassie - and three brothers - Austin, Bryson and Sterling ... Father, Matthew, played linebacker at Missouri and his grandfather, Thomas, played linebacker at Utah.



JAMARI HAWKINS

9

WR • 5-10 • 188 • R-Sr. • TR
Mobile, Ala.
(Baker HS/Memphis)

AT MEMPHIS

2025 (REDSHIRT JUNIOR): Emerged as one of Memphis' best wide receivers, catching 38 passes for 623 yards and two touchdowns while also returning three kicks for 91 yards ... His 38 receptions and 623 receiving yards both ranked second on the team ... Snagged three passes for 42 yards in season-opening win over Chattanooga (Aug. 30) ... Hauled in a 50-yard pass at Georgia State (Sept. 6) as part of three receptions and 79 yards on the night ... Caught three passes for 55 yards in victory at Troy (Sept. 13) ... Had one catch for six yards in comeback win over Arkansas (Sept. 20) ... Recorded 57 yards on three receptions at Florida Atlantic (Sept. 27) ... Posted his best game of his career to date with seven catches and 110 yards vs. Tulsa (Oct. 4) ... Put up 85 yards with three receptions in win over South Florida (Oct. 25) ... Caught one pass for 19 yards at Rice (Oct. 31) ... Hauled in his first touchdown catch of the season vs. Tulane (Nov. 7) as part of 98 yards on five receptions ... Recorded 39 yards on three catches at East Carolina (Nov. 15) ... Picked up his second score of the season in Gasparilla Bowl vs. NC State (Dec. 19), recording 130 total yards – one rush for seven yards, four catches for 32 yards and 91 yards on three kickoff returns.

2024 (REDSHIRT SOPHOMORE): Caught three passes and rushed four times in during his 12 appearances for 11-2 Tigers, who beat West Virginia in Frisco Bowl ... Returned a kickoff 31 yards vs. Middle Tennessee (Sept. 28) ... Made one tackle on special teams vs. North Texas (Oct. 19) ... Caught two passes for 23 yards at UTSA (Oct. 26) ... Recorded a season-best 10-yard run in win over UAB (Nov. 16).

2023 (REDSHIRT FRESHMAN): Played in nine games, primarily on special teams, for a 10-3 Memphis squad ... Recorded seven tackles and forced one fumble ... Made two tackles at North Texas (Oct. 28) ... Logged a pair of stops and forced a fumble against South Florida (Nov. 4) ... Added two tackles in AutoZone Liberty Bowl victory over Iowa State (Dec. 29).

2022 (FRESHMAN): Appeared in four games during his first season on campus, redshirting on a Tigers team that played in the First Responder Bowl ... Named to AAC All-Academic Team.

HIGH SCHOOL: A three-star prospect out of Baker HS in Mobile, Ala. ... Ranked the No. 18 overall recruit in Alabama by 247Sports ... Earned Second-Team All-State from the Alabama Writers Association following his senior season when he caught 59 passes for 1,133 yards and eight touchdowns ... Finished his high school career with 1,696 receiving yards on 103 receptions to go with 1,056 rushing yards on 144 carries with 14 total scores ... Also competed in track & field, running 7.07 in the 60 meters as a senior while jumping 20-1 in the long jump and 41-0 in the triple jump.

RECEIVING STATS

	GP/S	REC	YDS	AVG/C	TD	LG
2022 (MEM)	4/0	0	0	0.0	0	0
2023 (MEM)	9/0	0	0	0.0	0	0
2024 (MEM)	12/1	3	24	8.0	0	14
2025 (MEM)	13/11	38	623	16.4	2	57
TOTAL	*38/12*	*41*	*647*	*15.8*	*2*	*57*



CORY HENDERSON

87

WR • 6-0 • 186 • R-Jr. • SQ
N. Little Rock, Ark.
(N. Little Rock HS/Henderson St.)

AT HENDERSON STATE

2023 (FRESHMAN): Redshirted ... Did not see game action.



HANK HENDRIX

14

QB • 6-3 • 190 • Fr. • HS
Fayetteville, Ark.
(Fayetteville HS)

HIGH SCHOOL: A four-star recruit out of Fayetteville HS according to 247Sports Composite and ranked the No. 30 QB in the nation after reclassifying from 2027 class, where he was ranked as the No. 5 QB nationally, No. 80 overall prospect and No. 1 recruit in Arkansas by On3.com ... Started 34 games in three years in his high school career, amassing 9,425 yards and completing 67.4% of his passes ... In his lone season at Fayetteville HS, passed for 3,602 yards and 32 touchdowns and six interceptions while completing 63.1% of his passes to go with six rushing touchdowns ... At Boerne (TX) HS as a junior he passed for 4,237 yards with 46 touchdowns and six interceptions on 70.4% passing over 15 games ... Completed 274 of 389 passes for 4,237 yards, 46 touchdowns and 6 interceptions as a sophomore ... Started as a true freshman in 2023, passing for 1,586 yards with 18 TDs and one interception while completing 70.4% of his passes across nine games ... CHOSE ARKANSAS OVER: Auburn, Baylor, Duke, Michigan, Michigan State, Minnesota, Missouri, Oklahoma State, Ole Miss, South Carolina, Syracuse, Texas Tech, UTSA, Virginia Tech, Washington State, Wisconsin and others.

PERSONAL: His father, Che Hendrix, was hired as Arkansas' director of high school relations in February 2025. He was elevated to coaching safeties by former Razorbacks interim head coach Bobby Petrino.



HUTSON HENDRIX

35

TE • 5-10 • 237 • R-Fr. • RS
Boerne, Texas
(Boerne HS)

2025 (FRESHMAN): Redshirted ... Did not see game action.

HIGH SCHOOL: Attended Boerne High School in Boerne, Texas ... Registered 74 carries for 483 yards (6.5 avg.) and 20 touchdowns while catching 17 passes for 190 yards and eight touchdowns during his high school career ... Also starred defensively where he totaled 521 tackles (159 solo), nine sacks and seven interceptions while forcing three fumbles ... Led Boerne to an 11-4 record as senior, 10-2 record and district championship as a junior and a 15-1 record that culminated in a state runner-up finish as a sophomore in 2022 ... Also played basketball.



LAMARCUS HICKS II

27

DB • 6-2 • 190 • R-Fr. • TR
Clarksdale, Miss.
(Maine West HS/Iowa State)

2025 BIG 12 COMMISSIONER'S HONOR ROLL

AT IOWA STATE

2025 (FRESHMAN): Redshirted as a true freshman in 2025 ... Played in three games on special teams ... Did not record any stats.

HIGH SCHOOL: Attended Maine West High School in Des Plaines, Ill., playing for head coach George Klupchak ... Previously attended Clarksdale High School in Clarksdale, Miss., playing for head coach Curtis Kemp prior to his senior season ... Three-star prospect and a top-60 player in the state of Illinois by ESPN and On3 ... Led Maine West to an 8-2 record and a playoff berth in his senior season ... Played on both sides of the ball ... Registered 39 tackles, two tackles for loss, two interceptions and a forced fumble in 2024 ... Also had 40 catches for 619 yards and eight touchdowns ... Played basketball as well.

DEFENSIVE STATS

	GP/GS	UA	A	TOTAL	TFL	SACK	FF/FR	INT	QBH	PD
2025 (ISU)	3/0	0	0	0	0.0	0	0/0	0	0	0
TOTAL	*3/0*	*0*	*0*	*0*	*0.0*	*0*	*0/0*	*0*	*0*	*0*



AJ HILL

2

QB • 6-4 • 232 • R-Fr. • TR
Warner Robins, Ga.
(Houston Co. HS/Memphis)

AT MEMPHIS

2025 (FRESHMAN): Redshirted in his first season on campus, playing in two games ... Completed 19-of-32 passes for 223 yards with a touchdown and one interception ... Made his collegiate debut at UAB (Oct. 18), passing for 175 yards on 13-of-25 with one TD and an interception ... Went 6-for-7 for 48 yards in Gasparilla Bowl vs. NC State (Dec. 19).

HIGH SCHOOL: A consensus four-star recruit out of Houston County HS ... Tabbed the No. 5 quarterback and No. 61 overall player in the nation by ESPN ... Ranked as the No. 10 QB nationally by 247Sports ... Passed for over 10,000 yards and 129 touchdowns as a four-year starter (49 career starts) ... Averaged over 300 yards passing per game during his high school career while completing 65% of his passes ... As a senior, passed for 3,373 yards with 44 touchdowns and six interceptions while leading Houston County HS to third round of state playoffs ... Recorded 31 TDs with five interceptions along with 2,732 yards through the air as a junior ... Led Houston County to a 10-3 record as a sophomore while completing 70.3% of his passes for 3,663 yards and 40 touchdowns with three interceptions – set the school record for completion percentage and completions.

PERSONAL: Cousin of NFL and former Georgia offensive lineman Trey Hill.

PASSING STATS

	GP/GS	COMP	ATT	PCT	YDS	TD	INT	LG
2025 (MEM)	1/0	6	7	.860	48	0	0	37
TOTAL	*1/0*	*6*	*7*	*.860*	*48*	*0*	*0*	*37*



TJ HODGES

22

RB • 6-0 • 189 • Fr. • HS
Bryant, Ark.
(Bryant HS)

HIGH SCHOOL: A consensus four-star prospect according to 247Sports, Rivals and ESPN ... A consensus four-star prospect according to 247Sports, Rivals and ESPN ... Rated the No. 18 running back in the class of 2026 by 247Sports, No. 21 running back in the class of 2026 by ESPN and No. 25 running back in the class of 2026 by Rivals ... No. 2 overall prospect in Arkansas by Rivals, No. 3 overall prospect in Arkansas by 247Sports and No. 4 overall prospect in Arkansas by ESPN ... Attended Bryant High School in Bryant, Ark. ... Attended Marked Tree (Ark.) as a sophomore and junior ... Led Bryant to a 13-0 record and 7A State Title ... Had 108 carries for 900 yards, seven touchdowns and eight catches for 142 yards and three touchdowns for the Hornets in 2025 ... Had 156 carries for 1,752 yards, 22 touchdowns, along with 10 catches for 171 yards and 2 touchdowns as a junior at Marked Tree in 2024 ... Helped guide Marked Tree to a 7-5 overall record and 4-3 record in conference as a junior ... Rushed for 1,896 yards on 180 carries while scoring 23 touchdowns and adding 360 receiving yards and three receiving touchdowns as a sophomore in 2023 ... Also competes in track and field and basketball ... Ran a 10.73 100-meter dash and a 22.28 200-meter dash as a junior in 2024 ... As a sophomore, won the Arkansas 1A state championship in the 200 meters (22.88) and long jump (20-9.25), and finished second in the 100 meters (10.85) ... Was part of a 35-3 state championship basketball team in 2023 ... CHOSE ARKANSAS OVER: Auburn, Baylor, Florida State, Louisville, Missouri, Oklahoma State, Ole Miss, Oregon, Purdue, USC and others.



KHMORI HOUSE

6

DB • 6-1 • 202 • Jr. • TR
Pasadena, Calif.
(St. John Bosco HS/N. Carolina)

AT NORTH CAROLINA

2025 (SOPHOMORE): Led the Tar Heels with 81 tackles over his 12 games, all starts, on his way to earning All-ACC Honorable Mention ... Voted a team captain ... Led UNC in tackles on seven occasions ... Made seven tackles, including 1.5 tackles for loss, in Carolina debut vs. TCU (Sept. 1) ... Logged four stops at Charlotte (Sept. 6) ... Recorded seven tackles vs. Richmond (Sept. 13) and added four solo stops at UCF (Sept. 20) ... Posted two QB hurries to go with seven tackles vs. Clemson (Oct. 4) ... Made five tackles at California (Oct. 17) ... Matched his season-best for the fourth time with seven tackles vs. Virginia (Oct. 25) ... Notched five tackles at Syracuse (Oct. 31) ... Set a career-high with 13 tackles vs. Stanford (Nov. 8) and intercepted a pass to earn ACC Linebacker of the Week ... Recorded his first sack and forced a fumble as part of a nine-tackle performance at Wake Forest (Nov. 15) ... Logged six tackles in rivalry game vs. Duke (Nov. 22) ... Broke up two passes and recorded four stops at NC State (Nov. 29).

AT WASHINGTON

2024 (FRESHMAN): Saw action in all 12 regular season games for the Huskies as a true freshman, earning four starts and making 35 tackles with one tackle for loss, a forced fumble and one interception ... Received Freshman All-America Honors from College Football Network ... Named Washington's Travis Spring Most Outstanding Freshman Award and the Chuck Niemi Big Hit Award at the team's postseason banquet ... Made his collegiate debut vs. Weber State (Aug. 31) ... Recorded his first tackle in the second game of the season vs. Eastern Michigan (Sept. 7) ... Earned his first career start, making five stops with a pass breakup in Apple Cup win over Washington State (Sept. 14) ... Earned Big Ten Freshman of the Week honors after picking off a pass and making three tackles in win over Northwestern (Sept. 21) ... Started in win vs. Michigan (Oct. 5), recording five tackles ... Set a season-best with six stops at Iowa (Oct. 12) ... Made one tackle at Indiana (Oct. 26) ... Earned the starting nod vs. USC (Nov. 2), breaking up two passes and making five tackles, including a key tackle for loss late in the game ... Started at Penn State (Nov. 9) and logged five stops ... Forced a fumble and made four tackles in victory vs. UCLA (Nov. 15).

HIGH SCHOOL: Rated the No. 23 linebacker and No. 30 prospect in California by Rivals ... Tabbed No. 42 linebacker and No. 47 prospect in California by ESPN ... Helped lead St. John Bosco HS to an 11-2 record and a No. 6 national ranking ... Recorded 72 tackles with a pair of sacks and tackles for loss as a senior ... Made 29 stops as a junior as team went 13-1 and won both the CIF-Southern Section Division title and the state's open division (highest level) championship when the Braves shut out San Mateo Serra 45-0 in the championship game ... Logged 17 tackles as a sophomore as squad finished 10-2 and reached CIF-SS Division 1 semifinals.

DEFENSIVE STATS

	GP/GS	UA	A	TOTAL	TFL	SACK	FF/FR	INT	QBH	PD
2024 (UW)	12/5	19	16	35	1.0	0	1/0	1	1	4
2025 (UNC)	12/12	46	35	81	2.5	1	1/0	1	7	1
TOTAL	*24/17*	*65*	*51*	*116*	*3.5*	*1*	*2/0*	*2*	*8*	*5*





JOHN HOWSE IV

18

DB • 6-1 • 198 • R-Sr. • TR
Brentwood, Tenn.
(Brentwood HS/MTSU)

AT MIDDLE TENNESSEE

2025 (REDSHIRT SENIOR): Saw action in four of the Blue Raiders' first five games, starting all four games he appeared in, making 13 tackles with one tackle for loss and one sack ... Recorded a pair of stops in season opener vs. Austin Peay (Aug. 30) ... Logged a season-best six tackles, including a TFL and a sack, at Nevada (Sept. 13) ... Made three stops vs. Marshall (Sept. 20) ... Tallied two tackles at Kennesaw State (Sept. 27) in his final action of the season.

2024 (REDSHIRT JUNIOR): Played in all 12 games with 11 starts in his first season at Middle Tennessee ... Finished the season fifth on the squad with 48 tackles, including 3.5 tackles for loss, one sack, two interceptions and one forced fumble ... His 688 snaps led all defensive players according to Pro Football Focus ... Made his first collegiate start vs. Tennessee Tech (Aug. 31), recording five tackles with a TFL and 42-yard interception return ... Posted a pair of TFLs with one sack and a forced fumble to go with six tackles at Ole Miss (Sept. 7) ... Recorded six tackles in back-to-back games vs. Western Kentucky (Sept. 14) and vs. Duke (Sept. 21), adding his second interception in four games against the Blue Devils ... Credited with seven tackles at Memphis (Sept. 28) ... Tallied three stops at Louisiana Tech (Oct. 10) before adding three more the following week vs. Kennesaw State (Oct. 15) ... Made three tackles at Jacksonville State (Oct. 23) ... Posted a half tackle for loss and two total tackles at UTEP (Nov. 2) ... Tacked on two more tackles vs. Liberty (Nov. 9) and three vs. New Mexico State (Nov. 23) ... In the season finale at FIU (Nov. 30), recorded two tackles.

AT VANDERBILT

2023 (REDSHIRT SOPHOMORE): Saw action in 11 games, recording 15 tackles and picking off one pass ... Made three tackles vs. Alabama A&M (Sept. 2) ... Posted a season-best five tackles at UNLV (Sept. 16) ... Logged three stops at Florida (Oct. 7) ... Tallied a solo stop at Ole Miss (Oct. 28) ... Broke up a pass and made three tackles vs. Auburn (Nov. 4).

2022 (REDSHIRT FRESHMAN): Played in eight games, making five tackles ... Recorded two tackles in season opener at Hawaii (Aug. 27) ... Three tackles at NIU (Sept. 17) was a season-high.

2021 (FRESHMAN): Played in two games and redshirted during his first year on West End.

HIGH SCHOOL: A three-star recruit out of Brentwood HS and the No. 14 prospect in Tennessee according to Rivals ... Tabbed the No. 42 safety nationally by Rivals and the No. 66 cornerback by 247Sports ... Selected to The Tennessean's Dandy Dozen in 2020 as well as All-Midstate first team ... Helped lead Brentwood HS to state championship game, making 28 tackles and intercepting four passes as a senior ... As a junior, recorded 60 tackles with five tackles for loss and one sack.

PERSONAL: Son of John and Lindy Howse ... Born Sept. 7, 2002.

DEFENSIVE STATS

	GP/GS	UA	A	TOTAL	TFL	SACK	FF/FR	INT	QBH	PD
2021 (VU)	2/0	0	0	0	0.0	0	0/0	0	0	0
2022 (VU)	8/0	2	3	5	0.0	0	0/0	0	0	0
2023 (VU)	11/1	5	10	15	0.0	0	0/0	1	0	1
2024 (MT)	12/11	28	20	48	3.5	1	1/0	2	0	1
2025 (MT)	4/4	9	4	13	1.0	1	0/0	0	0	0
TOTAL	*37/16*	*44*	*37*	*81*	*4.5*	*2*	*1/0*	*3*	*0*	*2*



BLAIR IRVIN III

88

WR • 6-0 • 195 • Fr. • HS
Bentonville, Ark.
(Bentonville HS)

HIGH SCHOOL: A consensus three-star prospect according to 247Sports, Rivals and ESPN ... Rated the No. 13 overall prospect in Arkansas by ESPN and No. 19 overall prospect in Arkansas by 247Sports and Rivals ... Attended Bentonville High School in Bentonville, Ark. ... Led Bentonville to a 12-1 mark as a senior in 2025 ... Recorded 42 receptions, 634 receiving yards, eight receiving touchdowns, two rushes for 39 yards and one rushing touchdown as a senior ... Caught 50 passes for 850 yards and 10 touchdowns while leading Bentonville to a state championship appearance as a junior in 2024 ... Also ran track, posting 100-meter times of 11.10 and 11.40, plus wind-aided 11.22 time ... CHOSE ARKANSAS OVER: Kansas State, Minnesota, North Texas, Purdue, South Florida and others.



KJ JACKSON

7

QB • 6-4 • 225 • R-So. • 1L
Montgomery, Ala.
(St. James School)

2025 FIRST-YEAR SEC ACADEMIC HONOR ROLL

2025 (REDSHIRT FRESHMAN): Appeared in five games while starting the regular season finale against Missouri (Nov. 29) ... Completed 33-54 passing attempts for 441 yards and three touchdowns ... Registered 11 carries for 52 yards and two touchdowns on the ground ... Earned his first career start in a season-finale loss to Missouri, completing 11-17 passes for 126 yards and a touchdown while rushing four times for 14 yards (Nov. 29) ... Came off the bench and led Arkansas to a pair of touchdown drives while completing 16-29 passing attempts for 206 yards and a touchdown in addition to rushing four times for 17 yards and a touchdown during a loss at No. 17 Texas (Nov. 22) ... Completed one pass for three yards in a loss to Texas A&M (Oct. 18) ... Completed all three of his passing attempts for 70 yards while rushing once for a six-yard touchdown during the fourth quarter of a win over Arkansas State (Sept. 6) ... Saw action in a season-opening win over Alabama A&M, completing two-of-four passes for 36 yards and a touchdown while rushing twice for 15 yards ... Threw his first collegiate touchdown pass on a 27-yard strike to Mike Washington Jr. with 13:51 on the clock in a 52-7 triumph over Alabama A&M (Aug. 30).

2024 (FRESHMAN): Played in the season opener vs. UAPB before redshirting during his first season ... Saw first college action during a 70-0 win over Arkansas-Pine Bluff ... Completed all four passing attempts for 59 yards (Aug. 29).

HIGH SCHOOL: A four-star prospect according to 247Sports and Rivals ... Rated the No. 18 quarterback in the country and No. 20 overall prospect in Alabama by 247Sports ... No. 16 overall prospect in Alabama by Rivals ... No. 8 quarterback in Alabama according to Rivals ... Played for head coach Neal Posey at Saint James School in Montgomery, Ala. ... Finished high school with 130 career touchdown passes, good for third all-time in Alabama High School Athletic Association history ... As a senior in 2023, led Saint James to 11-3 overall record ... Completed 147-of-259 passes (56.8%) for 2,951 yards and 43 touchdowns ... Ran for 665 yards and 14 touchdowns on 147 carries (4.5 ypc) ... Recorded two 100-yard rushing performances on the year ... As a junior in 2022, powered Saint James to a 13-2 record and a 3A Alabama state championship, completing 132-of-205 passes for 2,813 yards with 42 touchdowns ... Also ran the ball 77 times for 171 yards and six scores ... Threw for 351 yards and five touchdowns in the 3A state championship game to earn MVP honors ... Tabbed WSFA Fever Athlete of the Year and Capital City Conference Player of the Year in 2022 ... As a sophomore in 2021, recorded a 10-2 record after completing 87-of-131 pass attempts for 1,992 yards with 28 touchdowns and only three interceptions ... Birthdate: Jan. 18, 2006 ... CHOSE ARKANSAS OVER: Kansas, Kentucky, Louisville, Missouri, North Carolina, Ole Miss, Penn State, West Virginia and others.

PASSING STATS

	GP/GS	COMP	ATT	PCT	YDS	TD	INT	LG
2024	1/0	4	4	100.0	59	0	0	18
2025	5/1	33	54	61.1	441	3	0	41
TOTAL	*6/1*	*37*	*58*	*63.8*	*500*	*3*	*0*	*41*

RUSHING STATS

	ATT	YDS	AVG/G	TD	LG
2024	1	3	3.0	0	3
2025	11	52	10.4	2	12
TOTAL	*1*	*3*	*9.2*	*2*	*12*





PHOENIX JACKSON

8

LB • 6-0 • 221 • R-Sr. • TR
Modesto, Calif.
(Central Catholic HS/Baylor)

AT BAYLOR

2025 (REDSHIRT SENIOR): Played in three games before suffering a season-ending injury ... Logged 11 tackles before injury ... Recorded eight stops and a quarterback hurry in season opener vs. Auburn (Aug. 29) ... Picked up a pair of stops at SMU (Sept. 6) ... Credited with one tackle vs. Samford (Sept. 13).

AT FRESNO STATE

2024 (REDSHIRT JUNIOR): Recorded 48 tackles with 6.5 TFLs, four sacks, one forced fumble and two interceptions across 11 games ... Earned a 75.1 defensive rating from Pro Football Focus, second-best on the roster, adding a team-best 89.1 coverage grade, which was 15 points higher than the second-best rating on the roster ... Logged three tackles in season opener at Michigan (Aug. 31) ... Registered five stops vs. Sacramento State (Sept. 7) ... Tallied one tackle vs. New Mexico State (Sept. 14) and added four stops at New Mexico (Sept. 21) ... Credited with a half tackle for loss and five total tackles at UNLV (Sept. 28) ... Recorded two sacks as part of a four-tackle performance at Washington State (Oct. 12) ... Added another sack and four tackles the following week at Nevada (Oct. 18) ... Broke up one pass and made one tackle vs. San Jose State (Oct. 26) ... Posted a season-best nine tackles with two TFLs, one forced fumble and an 89-yard interception return for a touchdown vs. Hawaii (Nov. 2) to earn Mountain West Defensive Player of the Week ... Picked off a pass for the second straight game vs. Colorado State (Nov. 23) adding four tackles ... Recorded a sack and eight tackles at UCLA (Nov. 30) ... Named Academic All-Mountain West.

2023 (REDSHIRT SOPHOMORE): Played in 12 games, totaling 33 stops with 2.5 tackles for loss, one sack and one interception ... Made one tackle vs. Eastern Washington (Sept. 9) and three more tackles at Arizona State (Sept. 16) ... Tallied one tackle vs. Kent State (Sept. 23) ... Credited with a half tackle for loss and three total stops vs. Nevada (Sept. 30) ... Recorded a career-high 10 tackles at Utah State (Oct. 13) ... Picked off a pass and made four stops Boise State (Nov. 4) ... Added four tackles at San Jose State (Nov. 11) and picked up one vs. New Mexico (Nov. 18) ... Logged a pair of tackles at San Diego State (Nov. 25) in the regular season finale ... Recorded one sack and two TFLs as part of his four total tackles vs. New Mexico State (Dec. 16) in the New Mexico Bowl victory.

2022 (REDSHIRT FRESHMAN): Saw action in 14 games, making 18 tackles ... Named Academic All-Mountain West ... Made his collegiate debut vs. Cal Poly (Sept. 1) ... Registered his first career tackle at USC (Sept. 17) ... Made a pair of stops at UConn (Oct. 1) ... Added four tackles at Boise State (Oct. 8) and contributed single tackles vs. San Jose State (Oct. 15), at New Mexico (Oct. 22) and vs. San Diego State (Oct. 29) ... Recorded four tackles vs. Hawaii (Nov. 5) ... Made one tackle at Nevada (Nov. 19) ... Credited with three stops vs. Washington State (Dec. 17) in Jimmy Kimmel LA Bowl win to finish the season 10-4.

2021 (FRESHMAN): Redshirted during his first season.

HIGH SCHOOL: Recorded 55 tackles with three TFLs, one sack and one pick-six as a senior at Central Catholic HS ... Earned All-League honors as a senior after adding 317 all-purpose yards and three scores.

PERSONAL: Son of Phillip and Christina Jackson ... Has one older brother, Phillip Jr. ... Grandfather played baseball with the Seattle Mariners.

DEFENSIVE STATS

	GP/GS	UA	A	TOTAL	TFL	SACK	FF/FR	INT	QBH	PD
2021 (FS)	1/0	1	0	1	0.0	0	0/0	0	0	0
2022 (FS)	14/0	10	8	18	0.0	0	0/0	0	0	0
2023 (FS)	13/0	21	13	34	2.5	1	0/0	1	1	1
2024 (FS)	11/0	29	19	48	6.5	4	1/0	2	5	4
2025 (BU)	3/1	2	9	11	0.0	0	0/0	0	1	0
TOTAL	*42/1*	*63*	*49*	*112*	*9.0*	*5*	*1/0*	*3*	*6*	*5*



ALEX JOHNSON

62

OL • 6-3 • 308 • R-So. • SQ
Little Rock, Ark.
(Catholic HS)

2025 FIRST-YEAR SEC ACADEMIC HONOR ROLL

2025 (REDSHIRT FRESHMAN): Did not see game action.

2024 (FRESHMAN): Redshirted.

HIGH SCHOOL: Played on the offensive line at Little Rock Catholic HS, earning all-conference honors and an invitation to the Arkansas High School All-Star game following his senior season.



JOKER JOHNSON

20

DB • 6-0 • 195 • R-Jr. • TR
Hammond, La.
(Hammond HS/Tulane)

AT TULANE

2025 (REDSHIRT SOPHOMORE): Started all 14 games seeing the field for a team-high 834 defensive snaps, making 42 tackles with one tackle for loss, one forced fumble and four interceptions to earn All-American Conference Honorable Mention honors ... Four interceptions ranked second in the American Conference ... Recorded an overall grade of 77.1 and a coverage grade of 76.2 according to Pro Football Focus ... Picked off his first pass of the season and made three tackles in season opener vs. Northwestern (Aug. 30) ... Recorded three stops at South Alabama (Sept. 6) ... Tallied a solo tackle vs. Duke (Sept. 13) ... Broke up a pass and made three tackles at Ole Miss (Sept. 20) ... Intercepted a pass and recorded one tackle for loss at Tulsa (Sept. 27) ... Set a season-best with five tackles vs. East Carolina (Oct. 9) ... Made one stop vs. Army (Oct. 18) ... Forced a fumble and made three tackles at UTSA (Oct. 30) ... Recorded four stops at Memphis (Nov. 7) ... Picked off his third pass of the season to go with three tackles vs. Florida Atlantic (Nov. 15) ... Broke up a pass and made one tackle at Temple (Nov. 22) ... Logged four solo stops vs. Charlotte (Nov. 29) ... Matched his season-high with five tackles and intercepted a pass in American Conference Championship Game victory over North Texas (Dec. 5) ... Made two tackles and broke up a pass in College Football Playoff First Round game at Ole Miss (Dec. 20).

2024 (REDSHIRT FRESHMAN): Saw action in all 14 games for the Green Wave, making four tackles and breaking up two passes ... Posted an overall grade of 70.9 with a coverage grade of 71.7 according to Pro Football Focus ... Allowed one reception in five targets ... Made his collegiate debut vs. Southeastern Louisiana (Aug. 29) with one tackle ... Logged one stop at Oklahoma (Sept. 14) ... Tallied one tackle at UAB (Oct. 5) ... Recorded one tackle at Charlotte (Oct. 31).

2023 (FRESHMAN): Redshirted in his first season on campus at Tulane.

HIGH SCHOOL: Starred at Hammond HS, playing wide receiver, quarterback and cornerback ... As a senior, returned an interception 99 yards for a touchdown vs. Northshore HS ... Scored touchdowns four different ways vs. Mandeville during his junior year, returning both a kickoff and interception for scores and adding receiving and rushing TDs ... Also played basketball.

DEFENSIVE STATS

	GP/GS	UA	A	TOTAL	TFL	SACK	FF/FR	INT	QBH	PD
2023 (TUL)	1/0	0	0	0	0.0	0	0/0	0	0	0
2024 (TUL)	14/0	2	2	4	0.0	0	0/0	0	0	2
2025 (TUL)	14/14	32	10	42	1.0	0	1/0	4	0	9
TOTAL	*29/14*	*34*	*12*	*46*	*1.0*	*0*	*1/0*	*4*	*0*	*11*





KEIUNDRE JOHNSON

93

DL • 6-3 • 292 • R-Fr. • RS
Terrell, Texas
(Terrell HS)

2025 (FRESHMAN): Redshirted ... Saw first collegiate action in a season-opening win over Alabama A&M (Aug. 30).

HIGH SCHOOL: A consensus three-star prospect according to 247Sports, Rivals, ESPN and On3 ... Rated the No. 35 strongside defensive end in the class of 2025 by Rivals ... No. 45 edge rusher in the class of 2025 and No. 57 overall prospect in Texas according to On3 ... No. 48 edge rusher in the class of 2025 by 247Sports ... Attended Terrell High School in Terrell, Texas ... Helped lead Terrell to a 6-5 overall record as a senior in 2024 ... Tallied 52 total tackles, including 8.5 sacks and 11.5 tackles for loss in addition to three pass breakups, one forced fumble and a fumble recovery ... Played tight end on offense, registering 10 receptions for 147 yards and a touchdown in 2024 ... First-Team All-District selection in 2023 at defensive end after recording 57 total tackles, including 18 for loss, with 10.5 sacks and two pass breakups ... Totaled 21 tackles, including five for loss, and three quarterback hurries in eight games as a sophomore in 2022 ... Caught two passes for 77 yards as a sophomore while playing tight end ... Also participated in basketball and track ... Ran a 23.38 200-meter dash as a freshman in 2022 ... Runs a 4.5 40-yard dash while maxing out at 435 in the squat and 405 in the deadlift ... CHOSE ARKANSAS OVER: LSU, Nebraska, SMU, Baylor, Oklahoma State, Ole Miss, Oregon, Pitt, Florida State, Texas, Texas A&M, Texas Tech, USC and others.

DEFENSIVE STATS

	GP/GS	UA	A	TOTAL	TFL	SACK	FF/FR	INT	QBH	PD
2025	1/0	0	0	0	0.0	0.0	0/0	0	0	0
TOTAL	*1/0*	*0*	*0*	*0*	*0.0*	*0.0*	*0/0*	*0*	*0*	*0*



ADAM JOHNSTON

51

LS • 6-0 • 225 • R-Jr. • TR
Ripon, Calif.
(Ripon HS/Sacramento St.)

AT SACRAMENTO STATE

2025 (REDSHIRT SOPHOMORE): Earned Honorable Mention All-Big Sky recognition after handling all long snapping duties for the Hornets.

2024 (SOPHOMORE): Redshirted in his first season at Sac State, appearing in the final three games of the season as the team's long snapper on the punt team.

AT MODESTO JUNIOR COLLEGE

2023 (FRESHMAN): Started his collegiate career at Modesto Junior College, helping the Pirates to a 7-4 record and a trip to the Northern California Playoffs.

HIGH SCHOOL: Saw action on both sides of the ball as well as special teams at Ripon HS ... Rushed for 119 yards and two touchdowns to go along with four receptions for 32 yards and a pair of scores while adding 44 tackles on defense.

PERSONAL: Son of Justin and Chessa Johnston.



CARLON JONES

91

DL • 6-2 • 327 • R-So. • TR
Bay City, Texas
(Bay City HS/USC)

AT USC

2025 (REDSHIRT FRESHMAN): Played in eight games, making four tackles.

2024 (FRESHMAN): Redshirted in his first season at USC.

HIGH SCHOOL: A four-star recruit out of Bay City HS, where he was rated the No. 17 defensive lineman in the nation by 247Sports, No. 33 by Rivals and No. 49 by ESPN ... On3 tabbed him the No. 36 player in Texas and he was the No. 237 player on the Top 247 list ... Recorded 95 tackles with 30 TFLs and 17.5 sacks as a senior and was the Texas District 12-4 Division I MVP ... As a junior, he made 102 tackles with 29 for loss and 13 sacks earning co-Defensive MVP honors in his district and the 2022 Victoria Advocate All-Area Defensive Lineman of the Year ... Also named Texas Sports Writers Association 4A All-State First Team and the 2022 Padilla Poll All-State Second Team ... Made 63 tackles with 11 TFLs and two sacks as a sophomore, catching five pass for 54 yards and one score ... Earned Team Defensive MVP and District 12-4A First Team ... Also competed in basketball and track and field as a shot putter ... On the hardwood, earned 2022-23 4A Region IV District 26 Defensive MVP, 2020-21 District 12-4A First Team honors, 2021-22 Academic All-District 25-4A honors and was named Team MVP.

PERSONAL: Cousin is former NBA player Rashard Lewis.

DEFENSIVE STATS

	GP/GS	UA	A	TOTAL	TFL	SACK	FF/FR	INT	QBH	PD
2025 (USC)	8/0	3	1	4	0.0	0.0	0/0	0	0	0
TOTAL	*8/0*	*3*	*1*	*4*	*0.0*	*0.0*	*0/0*	*0*	*0*	*0*



ANTONIO JORDAN

19

WR • 6-6 • 228 • R-Fr. • RS
Warren, Ark.
(Warren HS)

2025 (FRESHMAN): Appeared in two games ... Saw action in a loss to Auburn (Oct. 25) ... Played during a loss to No. 4 Texas A&M (Oct. 18)

HIGH SCHOOL: A consensus three-star prospect according to 247Sports, Rivals, ESPN and On3 ... Rated the No. 29 tight end-H in the class of 2025 and No. 8 overall prospect in Arkansas by ESPN ... No. 96 wide receiver in the class of 2025 according to Rivals ... No. 7 overall prospect in Arkansas according to On3 ... No. 8 overall prospect in Arkansas by 247Sports and ESPN ... Attended Warren High School in Warren, Ark. ... Helped lead Warren to a 9-4 mark and Arkansas 4A State Playoff appearance as a senior in 2024 ... Scored four touchdowns in his final high school game during a playoff loss to Mills University Studies High School, rushing 13 times for 98 yards and three touchdowns while catching six passes for 128 yards and a score ... Earned Arkansas Activities Association 4A all-state recognition as a junior in 2023 ... Had a breakout year in 2023, hauling in 43 passes for 1,041 yards and 14 touchdowns as Warren went 15-1 and lost in the 4A state semifinals ... Also played basketball and baseball ... CHOSE ARKANSAS OVER: Florida State, South Carolina and Tennessee.

RECEIVING STATS

	GP/GS	REC	YDS	AVG/C	TD	LG
2025	2/0	0	0	0.0	0	0
TOTAL	*2/0*	*0*	*0*	*0.0*	*0*	*0*



ANTHONY KENNEDY JR.

95

DL • 6-3 • 337 • Fr. • HS
Little Rock, Ark.
(Central HS)

HIGH SCHOOL: A consensus four-star prospect according to 247Sports and ESPN ... Three-star prospect according to Rivals ... Rated the No. 31 defensive tackle in the class of 2026 by ESPN and No. 37 defensive lineman in the class of 2026 by 247Sports ... No. 4 overall prospect in Arkansas by 247Sports, No. 5 overall prospect in Arkansas by ESPN and No. 10 overall prospect in Arkansas by Rivals ... Attended Little Rock Central High School in Little Rock, Ark. ... Spent his junior year at Maumelle High School and his sophomore season at Little Rock Southwest ... Tallied 61 tackles, 18 tackles for loss, 2 sacks, 14 pressures and 2 forced fumbles ... Participated in the Military Appreciation Bowl on Dec. 21 in Frisco (Texas) . ... Helped lead Maumelle to an 8-4 record while recording 23 tackles, 11 tackles for loss, and six sacks as a junior in 2024 ... Recorded 29 tackles, 2 sacks, 8 tackles for loss and 1 forced fumble as a sophomore in 2023 while at Little Rock Southwest ... Multi-sport athlete who has played basketball and also competes in track and field ... Posted junior season-best throws of 42-3 and 131-0 in the shot put and discus, respectively in 2025 ... CHOSE ARKANSAS OVER: Auburn, Florida, Georgia, Georgia Tech, Kansas State, LSU, Miami, Michigan, Mississippi State, Missouri, Oklahoma, Oklahoma State, Purdue, SMU, Tennessee, Texas, Texas A&M, TCU, USC and others.



CADEN KITLER

52

OL • 6-3 • 303 • R-Sr. • 1L
The Colony, Texas
(John Paul II HS/UCF)

2025 FALL SEC ACADEMIC HONOR ROLL

2025 (REDSHIRT SENIOR): Started in all 11 games he saw action in ... Blocked for six games of 500+ yards of total offense ... Started in the regular season finale against Missouri (Nov. 29) ... Paved the way for 512 yards of total offense in a loss at No. 17 Texas (Nov. 22) ... Started in a loss at LSU (Nov. 15) ... Started in a loss to Auburn (Oct. 25) ... Started and was part of an offensive unit that recorded the Hogs' fifth 500+ yard game of the season with 527 in a loss to No. 4 Texas A&M (Oct. 18) ... Started and paved way for 496 yards of total offense (240 rushing, 282 passing) in a loss at No. 12 Tennessee (Oct. 11) ... Started in a loss to Notre Dame (Sept. 27) ... Blocked for 500 yards of total offense in a loss at Memphis (Sept. 20) ... Started and played an integral role in Arkansas' 526 yards of total offense (305 passing, 225 rushing) in a loss at Ole Miss (Sept. 13) ... Paved the way for 630 yards of total offense during the Razorbacks' dominant 56-14 win over Arkansas State (Sept. 6) ... Was part of an Arkansas offensive line that eclipsed the 300-yard mark in both passing and rushing with 323 yards through the air and 321 yards on the ground while not allowing a single sack in the victory, marking just the fourth time in program history that Arkansas registered 300+ yards in passing and rushing in the same game (Sept. 6) ... Had a key block on Arkansas running back Mike Washington Jr.'s 53-yard touchdown run to open the scoring just 39 seconds into the contest ... Also tallied a tackle in the win over the Red Wolves (Sept. 6) ... Started in a season-opening win over Alabama A&M, paving the way for 552 total yards of offense, including 358 yards passing and 194 yards rushing (Aug. 30).

AT UCF

2024 (REDSHIRT SOPHOMORE): Started 11 games for UCF ... Helping pave the way for an offense that averaged 447.8 yards per game, including 248.1 rushing yards per game and 199.7 passing yards per game ... Part of an offensive unit that registered four 500+ yard performances ... Posted a 79.1 pass-blocking grade according to Pro Football Focus.

2023 (REDSHIRT FRESHMAN): Appeared in five games for the Knights, earning starts vs. Kansas State (Sept. 23) and Baylor (Sept. 30) ... Made his first career start at center against Kansas State ... Graded out at 77.7 in pass blocking, according to Pro Football Focus.

2022 (FRESHMAN): Saw game action against Temple (Oct. 13) while redshirting in his first season in Orlando.

HIGH SCHOOL: Standout offensive and defensive lineman, playing both center and tackle, at John Paul II High School in Plano, Texas ... First-team all-district selection as a senior in 2021 ... Honorable mention pick on offensive line for 2020 and 2019 seasons by Texas Association of Private and Parochial Schools all-state team ... 2020 John Paul II team advanced to semifinals of TAPPS Division 3 playoffs ... Shot put and discus TAPPS 6A runner-up in 2021 ... Set personal records in shot put (47-9) and discus (154-11) as a sophomore in 2020 ... Shot put state finalist as a freshman in 2019 TAPPS 6A (46-4) ... Regional qualifier in discus (133-3) in 2019 ... Played for coaches George Teague and Mario Edwards.





MADDOX LASSITER

47

TE • 6-3 • 248 • R-Jr. • 2L
Warren, Ark.
(Warren HS)

FALL SEC ACADEMIC HONOR ROLL (2024, 2025)

2025 (REDSHIRT SOPHOMORE): Saw action in 12 games while making one start ... Caught one pass for two yards and rushed once for one yards ... Collected five tackles ... Tallied a tackle in the regular season finale against Missouri (Nov. 29) ... Caught one pass for two yards in a loss at No. 17 Texas (Nov. 22) ... Saw action in a loss at LSU (Nov. 15) ... Collected a tackle in a loss to Mississippi State (Nov. 1) ... Saw action in a loss to Auburn (Oct. 25) ... Played during a loss to No. 4 Texas A&M (Oct. 18) ... Saw game action in a loss at No. 12 Tennessee (Oct. 11) ... Played in a loss to Notre Dame (Sept. 27) ... Saw action at Memphis (Sept. 20) ... Saw action in a loss at Ole Miss (Sept. 13) ... Made a tackle in a win over Arkansas State (Sept. 6) ... Saw action in a season-opening win over Alabama A&M (Aug. 30).

2024 (REDSHIRT FRESHMAN): Appeared in all 13 games with one start ... Utilized primarily as a blocking tight end while appearing in goal-line situations ... Earned first career start during a 39-26 win over Texas Tech in the Liberty Bowl (Dec. 27) ... Saw action in a loss to Missouri (Nov. 30) ... Was targeted once in a win over Louisiana Tech (Nov. 23) ... Saw action in a win over Louisiana Tech (Nov. 23) ... Appeared on special teams and in short-yardage situations against Texas (Nov. 16) ... Saw action vs. Ole Miss (Nov. 2) ... Played in a win at Mississippi State (Oct. 26) ... Saw action on special teams against LSU (Oct. 19) ... Played in short-yardage situations during a win over No. 4 Tennessee (Oct. 5) ... Saw action against Texas A&M (Sept. 28) ... Played in short-yardage situations in victory at Auburn (Sept. 21) ... Saw action in goal line packages in a win over UAB (Sept. 14) ... Played at Oklahoma State and did not record a statistic (Sept. 7) ... Saw action in season-opening win over Arkansas-Pine Bluff (Aug. 29).

HIGH SCHOOL: Attended Warren High School in Warren, Ark. ... Joined Razorbacks as a preferred walk-on ... Passed for 2,221 yards and 23 touchdowns while rushing 142 times for 1,115 yards and 16 touchdowns as a senior ... Also tallied 161 tackles, two sacks, five quarterback hurries, two forced fumbles, two pass breakups and two interceptions on defense during senior year.

RECEIVING STATS

	GP/GS	REC	YDS	AVG/C	TD	LG
2024	13/1	0	0	0.0	0	0
2025	12/1	1	2	0.0	0	2
TOTAL	*25/2*	*1*	*2*	*0.0*	*0*	*2*



BRAYDON LEE

3

DB • 6-1 • 180 • R-So. • TR
Upper Marlboro, Md.
(C.H. Flowers HS/Maryland)

AT MARYLAND

2025 (REDSHIRT FRESHMAN): Started two of the 11 games he played in during his second season ... Logged 18 tackles with a half tackle for loss and one interception ... Picked off a pass in the season opener vs. Florida Atlantic (Aug. 30) and added three tackles with a half tackle for loss ... Recorded three stops vs. Northern Illinois (Sept. 5) and three more vs. Towson (Sept. 13) ... Tallied solo tackles at UCLA (Oct. 18) and at Rutgers (Nov. 8) ... Posted a season-best four tackles vs. Michigan (Nov. 22) with a pass breakup ... Credited three tackles in season finale at Michigan State (Nov. 29).

2024 (FRESHMAN): Played in four games as a true freshman, making one tackle ... Made his collegiate debut vs. UConn (Aug. 31) ... Recorded his first tackle at Indiana (Sept. 28).

HIGH SCHOOL: Four-star recruit according to Rivals and a member of Rivals250 ... Tabbed the No. 6 prospect in the state of Maryland by Rivals and a Top 25 CB nationally ... Earned First-Team All-Met honors as a senior ... Chose Maryland over South Carolina, North Carolina and Ohio State.

PERSONAL: Father served 18 years in the Navy.

DEFENSIVE STATS

	GP/GS	UA	A	TOTAL	TFL	SACK	FF/FR	INT	QBH	PD
2024 (UM)	4/0	1	0	1	0	0.0	0/0	0	0	0
2025 (UM)	11/2	12	6	18	0.5	0.0	0/0	1	0	2
TOTAL	*15/2*	*13*	*6*	*19*	*0.5*	*0.0*	*0/0*	*1*	*0*	*2*



SHELTON LEWIS

2

DB • 5-11 • 190 • R-Jr. • TR
Atlanta, Ga.
(Stockbridge HS/Clemson)

AT CLEMSON

2025 (JUNIOR): Played in four games and made seven tackles with one pass breakup ... Recorded one tackle vs. Troy (Sept. 6) ... Made a pair of stops at Georgia Tech (Sept. 13) ... Produced his best game of the season with four tackles vs. Syracuse (Sept. 20).

2024 (SOPHOMORE): Started four games and played in 10 for the Tigers making 12 tackles ... Made a season-best six tackles vs. NC State (Sept. 21) ... Tallied one tackle vs. Stanford (Sept. 28) and one more at Florida State (Oct. 5) ... Posted a pair of stops in win at Wake Forest (Oct. 12) ... Recorded single tackles vs. Louisville (Nov. 2) and vs. South Carolina (Nov. 30).

2023 (FRESHMAN): One of six Clemson true freshmen to appear in all 13 games, making two starts ... Collected 10 total tackles to go with two interceptions, including one pick-six ... Made his collegiate debut at Duke (Sept. 4) ... Logged two tackles vs. Florida Atlantic (Sept. 16) and one vs. Florida State (Sept. 23) ... Posted two tackles at Syracuse (Sept. 30) ... Picked off his first career pass in win vs. Georgia Tech (Nov. 11), returning it 46 yards for a touchdown to earn ACC Rookie of the Week honors ... Started and made three tackles vs. Kentucky (Dec. 29) in the Gator Bowl and intercepted his second pass of the season to seal the victory.

HIGH SCHOOL: Three-star prospect out of Stockbridge HS, helping squad to 10-3 record as a senior ... Logged 56 tackles with three interceptions over his final two seasons ... As a senior, made 25 stops with three picks, also added 11 catches for 233 yards and four scores ... Earned Region 8-4A Athlete of the Year from the Atlanta Journal-Constitution in helping Stockbridge to region title ... As a junior, made 31 tackles and forced a fumble ... Also ran track, winning the state's gold medal in the 400-meter dash as a junior.

PERSONAL: Graduated from Clemson in December 2025 ... Completed a microinternship with Google during the spring of 2024.

DEFENSIVE STATS

	GP/GS	UA	A	TOTAL	TFL	SACK	FF/FR	INT	QBH	PD
2023 (CU)	13/2	9	1	10	0	0	0/0	0	0	9
2024 (CU)	10/4	7	5	12	0	0	0/0	0	0	2
2025 (CU)	4/0	5	2	7	0	0	0/0	0	0	1
TOTAL	*25/6*	*21*	*8*	*29*	*0*	*0*	*0/0*	*2*	*0*	*12*



TAY LOCKETT

22

DB • 6-0 • 185 • Fr. • HS
San Diego, Calif.
(Conway HS)

HIGH SCHOOL: A consensus three-star prospect according to 247Sports, Rivals and ESPN ... Rated the No. 43 safety in the class of 2026 by ESPN ... No. 10 overall prospect in Arkansas by 247Sports and No. 13 overall prospect in Arkansas by Rivals ... Attended Conway High School in Conway, Ark. ... Previously attended University City High School in San Diego, Calif. ... Two-time Max Preps All-American ... Had 56 tackles, 10 pass breakups, a forced fumble and three interceptions, including two returned for touchdowns, in 2025 ... Also returned two punts for touchdowns and a kickoff for a score as a senior ... Tallied 276 punt return yards on 16 returns and returned four kickoffs for 150 yards and a touchdown ... Led Conway to a 9-3 overall record in 2025 and a 6-1 mark in conference play ... Won 31 of his 38 games played during his freshman-junior seasons ... Finished with 107 tackles, including 66 solo, three for loss, two interceptions with one returned for a touchdown, five pass breakups, one fumble recovery, a forced fumble and five punt returns for 117 yards and a touchdown, as a junior in 2024 ... Also played offense as a junior, hauling in 33 receptions for 526 yards and 11 touchdowns ... Registered 49 tackles, five interceptions, three pass breakups and a forced fumble as a sophomore in 2023 while leading St. John Bosco to an 11-3 season and CIF Southern Section Final appearance ... Collected 92 total tackles, including two for loss, while intercepting seven passes to go along with nine pass breakups, three forced fumbles and five fumble recoveries as a freshman in 2022 ... Totaled 39 kick return yards, 189 punt return yards and 104 interception return yards in 2022 ... CHOSE ARKANSAS OVER: Arizona, Arizona State, Auburn, Boston College, Colorado, Florida, Florida State, Georgia, Indiana, LSU, Louisville, Maryland, Miami, Michigan, Mississippi State, Missouri, Oklahoma, Ole Miss, Penn State, Syracuse, Tennessee, Texas A&M, UCF, USC and others.



TY LOCKWOOD

85

TE • 6-4 • 246 • R-Jr. • TR
Thompson's Station, Tenn.
(Independence HS/Boston Coll.)

AT BOSTON COLLEGE

2025 (REDSHIRT SOPHOMORE): Played in all 12 games, primarily on special teams and as a reserve tight end ... Caught two passes for 30 yards ... Hauled in a 16-yard reception vs. SMU (Nov. 8).

AT ALABAMA

2024 (REDSHIRT FRESHMAN): Appeared in five games (28 snaps), hauling in one pass for five yards against Mercer.

2023 (FRESHMAN): Saw action in two games in 2023, against Middle Tennessee and Chattanooga ... Redshirted.

HIGH SCHOOL: Unanimous four-star prospect who ranked No. 139 on the ESPN300 and was the site's fourth-ranked tight end nationally, the No. 71 player in the Southeast Region and the No. 2 player in the state of Tennessee ... Also ranked highly on all major recruiting databases: No. 235 on the 247Composite; No. 226 in the On3 Consensus rankings; Rivals tabbed him as the No. 12 tight end nationally, while 247Sports had him at No. 14 ... Member of the PrepStar Top 150 Dream Team at No. 105 ... Was limited as a senior due to injury, making seven catches for 88 yards ... As a junior, registered 42 receptions for 462 yards and two touchdowns ... As a sophomore, caught 43 passes for 606 yards and five touchdowns. Originally committed to Ohio State before switching to the Crimson Tide.

PERSONAL: Management major.

RECEIVING STATS

	GP/S	REC	YDS	AVG/C	TD	LG
2023 (BC)	2/0	0	0	0.0	0	-
2024 (BC)	5/0	1	5	5.0	0	5
2025 (ALA)	11/0	2	30	15.0	0	16
TOTAL	*18/0*	*3*	*35*	*11.7*	*0*	*16*



KYEAURE MAGLOIRE

14

DB • 6-3 • 210 • R-Sr. • TR
Minneola, Fla.
(Lake Minneola HS/W. Georgia)

AT WEST GEORGIA

2025 (REDSHIRT JUNIOR): Played in 11 games ... Tallied 42 total tackles, one forced fumble, two interceptions, and three pass breakups ... Recorded five or more tackles in five games this season ... Registered a season-high seven tackles in a loss to Abilene Christian.

2024 (REDSHIRT SOPHOMORE): Saw action in nine games in his first season in Carrollton ... made 21 solo tackles and racked up 30 total stops ... tied for team lead in PBUs with six ... recovered one fumble on the year ... Tallied a seven-tackle game against Tarleton State on November 9.

AT EASTERN KENTUCKY

2023 (REDSHIRT FRESHMAN): Saw action in 10 games as a sophomore ... made five solo stops and eight total tackles ... had one interception in the Stephen F. Austin game on November 18 ... best single game was three tackles against Cincinnati on September 2.

2022 (FRESHMAN): Redshirted ... Played in four games

HIGH SCHOOL: Prepped for Lake Minneola High in Florida ... Three-star cornerback by 247sports ... Had 65 tackles and three interceptions in his high school career ... Also ran track and field ... Clocked times of 49.22 in the 400-meter and 22.32 in the 200-meter.

DEFENSIVE STATS

	GP/GS	UA	A	TOTAL	TFL	SACK	FF/FR	INT	QBH	PD
2022 (EKU)	4/0	0	0	0	0.0	0	0/0	0	0	0
2023 (EKU)	10/1	5	3	8	0.0	0	0/0	1	0	2
2024 (WG)	2/2	5	1	6	0.0	0	0/0	0	0	0
2025 (WG)	7/2	25	3	28	0.0	0	1/0	2	0	5
TOTAL	*23/5*	*35*	*7*	*42*	*0.0*	*0*	*1/0*	*3*	*0*	*7*



CHRIS MARSHALL

6

WR • 6-3 • 213 • R-Sr. • TR
Missouri City, Texas
(Ft. Bend Marshall HS/Boise St.)

AT BOISE STATE

2025 (REDSHIRT JUNIOR): Started five games and played in 11 games, amassing 574 yards on 30 receptions with two touchdowns ... Opened the season with a touchdown on two catches for 19 yards at South Florida (Aug. 28) ... Exploded for 132 yard on four catches vs. Eastern Washington (Sept. 5) ... Caught one pass for 13 yards at Air Force (Sept. 20) and added three receptions for 52 yards vs. Appalachian State (Sept. 27) ... Hauled in four passes for 58 yards at Notre Dame (Oct. 4) ... Caught a season-best five passes for 70 yards vs. New Mexico (Oct. 11) ... Snagged his first touchdown of the season as part of his three catches and 96 yards vs. UNLV (Oct. 18) ... Gained 27 yards on two passes at Nevada (Oct. 27) ... Caught one pass for 10 yards in Mountain West Championship Game victory over UNLV (Dec. 5) ... Posted five receptions for 97 yards in LA Bowl vs. Washington (Dec. 13).

2024 (REDSHIRT SOPHOMORE): Limited to just four games due to injury in his first season with the Broncos ... Gained 13 yards on three receptions ... Made his debut at Georgia Southern (Aug. 31), catching two passes for 13 yards ... Caught one pass at Oregon (Sept. 7).

AT KILGORE COLLEGE

2023 (REDSHIRT FRESHMAN): Earned All-SWJCFC Honorable Mention after playing in six games and helping the Rangers go 9-2 with a regional title and a semifinal appearance ... Caught 21 passes for 449 yards and five scores, averaging 21.4 yards per reception and 74.8 yards per game ... Made his debut with five catches for 139 yards and two touchdowns at Tyler JC (Aug. 26) ... Scored a touchdown on two catches and 33 yards vs. Trinity Valley CC (Oct. 21) ... Caught three passes for 64 yards and a pair of TDs vs. Tyler JC (Oct. 28) ... Recorded a season-best seven receptions to go with a season-high 162 yards in win at Blinn College (Nov. 4) ... Hauled in four passes for 51 yards vs. New Mexico Military Institute (Nov. 11).

AT TEXAS A&M

2022 (FRESHMAN): Played in six games, making two starts in his first year ... Accounted for 108 yards on 11 receptions ... Made his collegiate debut vs. Sam Houston (Sept. 3) with four catches for 41 yards ... Gained 27 yards on four receptions at Mississippi State (Oct. 1) ... Hauled in three passes for 40 yards at Alabama (Oct. 8) ... Transferred to Ole Miss following the season, spent just the 2023 spring semester with the Rebels.

HIGH SCHOOL: A four-star recruit and a 2022 Under Armour All-American out of Ft. Bend Marshall HS ... Began playing football during his junior year was named the District 11-5A-II Offensive MVP following his junior and senior seasons ... As a senior, posted 466 receiving yards, averaging 31.1 yards per catch, with 11 touchdowns in just seven games ... As a junior, hauled in 45 passes for 1,009 yards and 18 scores ... Also lettered in basketball.

RECEIVING STATS

	GP/S	REC	YDS	AVG/C	TD	LG
2022 (TAMU)	6/2	11	108	9.8	0	18
2024 (BSU)	4/0	3	13	4.3	0	7
2025 (BSU)	11/5	30	574	19.1	2	46
TOTAL	*21/7*	*44*	*695*	*15.8*	*2*	*46*



BRAEDEN McALISTER

39

K • 6-0 • 196 • R-Sr. • TR
Indian Trail, N.C.
(Porter Ridge HS/Georgia St.)

AT GEORGIA STATE

2025 (REDSHIRT JUNIOR): Kicked in all 12 games for the Panthers, primarily as the team's kickoff specialist ... Of his 43 kickoffs, 36 were touchbacks ... Converted on 7-of-8 PAT attempts and booted a pair of field goals, including a career-long 60-yard kick against Marshall (Nov. 15) to set the program record, match the Sun Belt Conference record and was the second-longest field goal in the NCAA during the season ... Named SBC Special Teams Player of the Week following his 60-yard field goal.

2024 (REDSHIRT SOPHOMORE): Played in all 12 games, recording 44 touchbacks in 59 kickoffs as the team's kickoff specialist ... Connected on both of his field goal attempts, including a 52-yard field goal at Texas State (Nov. 23).

2023 (REDSHIRT FRESHMAN): Handled the kickoff duties during his first season at GSU.

AT CHARLOTTE

2022 (FRESHMAN): Redshirted in his lone season at Charlotte.

HIGH SCHOOL: A two-time all-state selection at Porter Ridge HS in North Carolina ... Ranked No. 32 nationally by Kohl's Kicking as a five-star kicker ... Ranked as the No. 26 kicker in the nation according to ESPN ... Named to Queen City Senior Bowl and Carolinas Bowl ... Tabbed as a NCPreps All-Stat performer as well as Academic All-State by NC High School Blue Sheet and First-Team All-Union County.

KICKING STATS

	GP/S	MADE	ATT	LG	PCT
2023 (GSU)	7/0	-	-	-	-
2024 (GSU)	12/0	2	2	52	100.0
2025 (GSU)	10/0	1	5	52	20.0
TOTAL	*29/0*	*3*	*7*	*52*	*42.9*



MIGUEL MITCHELL

24

DB • 6-1 • 219 • R-Sr. • 1L
Oxford, Ala.
(Oxford HS/Florida)

2026 NFF HAMPSHIRE HONOR SOCIETY MEMBER
2025 FIRST-YEAR SEC ACADEMIC HONOR ROLL

2025 (REDSHIRT JUNIOR): Saw action in 12 games with three starts ... Tallied 52 total tackles, including one tackle for loss, one sack, one interception, and one pass breakup ... Tallied a tackle in the regular season finale against Missouri (Nov. 29) ... Made four tackles in a loss at No. 17 Texas (Nov. 22) ... Collected five tackles in a loss at LSU (Nov. 15) ... Registered six tackles in a loss to Mississippi State (Nov. 1) ... Recorded two tackles in a loss to Auburn (Oct. 25) ... Tallied three tackles in a loss to No. 4 Texas A&M (Oct. 18) ... Collected seven tackles in a loss at No. 12 Tennessee (Oct. 11) ... Registered a career-high and game high 12 tackles in a loss to Notre Dame (Sept. 27) ... Tallied a tackle, interception and pass breakup at Memphis (Sept. 20) ... Registered his third career interception and second as a Razorback when he picked off Memphis WR CJ Smith on a trick play in the second quarter of a loss to Memphis (Sept. 20) ... Recorded five tackles, including a tackle for loss and a sack at Ole Miss (Sept. 13) ... Tallied three stops in a win over Arkansas State (Sept. 6) ... Started in a season-opening win over Alabama A&M, recording three tackles (Aug. 30).

2024 (JUNIOR): Appeared in five games with two starts after missing the front half of the season due to injury ... Tallied 20 tackles including an assisted tackle for loss and an interception ... Tallied a career-high eight tackles and an interception which he returned 47 yards in a Liberty Bowl win over Texas Tech (Dec. 27) ... Made first start of the season, recording three tackles, including one assisted tackle for loss in a loss to Texas (Nov. 16) ... Totaled one tackle vs. Ole Miss (Nov. 2) ... Recorded five tackles in a win at Mississippi State (Oct. 26) ... Saw first action of the season against LSU, registering three tackles (Oct. 19).

AT FLORIDA

2023 (SOPHOMORE): Started at safety in eight games and played in 11, finished with 37 tackles (19 solo), a half tackle for loss, two pass breakups and an interception ... Broke up a pass and recorded four tackles in season opener at No. 14 Utah (Aug. 31) ... Recorded three tackles vs. No. 11 Tennessee (Sept. 16) ... Matched a career-best with four tackles in win over Charlotte (Sept. 23) ... Posted his first of back-to-back games with five tackles at Kentucky (Sept. 30) ... Sealed the victory at South Carolina (Oct. 14) with an interception and made five tackles ... Had one stop vs. No. 1 Georgia (Oct. 28) ... Recorded a career-high six tackles with a pass breakup vs. Arkansas (Nov. 4) ... Made a pair of tackles at No. 18 LSU (Nov. 11) ... Posted three solo tackles at No. 9 Missouri (Nov. 18) ... Picked up a half tackle for loss as part of four-tackle game vs. No. 5 Florida State (Nov. 25).

2022 (FRESHMAN): Appeared in all 13 games as a true freshman ... Finished the season with 15 tackles, one TFL and a forced fumble ... Made his collegiate debut in the home opener vs. Utah (Sept. 3) ... Recorded three stops vs. South Florida (Sept. 17) ... Posted a season-best four tackles, including a tackle for loss, with a forced fumble in win over Eastern Washington (Oct. 2) ... Logged one stop against Missouri and one against LSU in back-to-back weeks in The Swamp ... Started at defensive back vs. South Carolina (Nov. 12) making three tackles ... Made one tackle in each of the final three games of the season at Vanderbilt (Nov. 19), at Florida State (Nov. 25) and vs. Oregon State in the Las Vegas Bowl (Dec. 17).

HIGH SCHOOL: Named MVP in the 2021 Alabama-Mississippi All-Star Game ... Totaled 33 tackles, eight pass breakups, three forced fumbles, two interceptions and blocked a field goal to go with 293 total yards of offense and three touchdowns his senior year at Oxford HS ... Top-35 player in the state of Alabama by 247Sports Composite Rankings ... Won the 6A State Championship in 2019 ... Signed with Florida over Oregon, USC and Tennessee, among others.

DEFENSIVE STATS

	GP/GS	UA	A	TOTAL	TFL	SACK	FF/FR	INT	QBH	PD
2022 (UF)	13/1	8	7	15	1.0	0	1/0	0	0	0
2023 (UF)	11/8	19	18	37	0.5	0	0/0	1	0	2
2024	5/2	13	7	20	0.5	0	0/0	1	0	0
2025	12/3	26	26	52	1.0	1.0	0/0	1	0	2
TOTAL	*41/14*	*66*	*58*	*124*	*3.0*	*1.0*	*1/0*	*2*	*0*	*6*





BEN MUBENGA

56

OL • 6-5 • 289 • Fr. • HS
Buford, Ga.
(Buford HS)

HIGH SCHOOL: A consensus three-star prospect according to 247Sports, Rivals and ESPN ... Attended Buford High School in Buford, Ga. ... Started his high school career as a defensive end before moving to offensive line as a sophomore ... Led Buford to an undefeated 13-0 record while blocking for an offense that averaged 356.4 yards a game and 47.8 points per game ... Was a vital part of a Wolves squad that went 12-2 and 6-0 in regional play in 2024 and an 11-2 overall mark in 2023 ... Blocked for an offense that accumulated 2,137 passing yards and 3,182 rushing yards as a junior ... Came to the United States from Congo in 2017 and did not play football until his freshman year of high school ... CHOSE ARKANSAS OVER: Georgia Tech, Florida State, NC State, Oregon and others.



JONAS NANTZE

60

OL • 6-5 • 289 • R-So. • SQ
Springdale, Ark.
(Shiloh Christian Academy)

2025 FIRST-YEAR SEC ACADEMIC HONOR ROLL

2025 (REDSHIRT FRESHMAN): Did not see game action.

2024 (FRESHMAN): Redshirted

HIGH SCHOOL: A force on the offensive line at Shiloh Christian Academy, helping the Saints to a state runner-up finish in 2023 as a senior ... Recorded 141 pancake blocks and did not allow a sack in his final season.



TRAJEN ODOM

28

DL • 6-3 • 297 • R-Fr. • TR
Inglewood, Calif.
(Weddington HS/Ohio State)

AT OHIO STATE

2025 (FRESHMAN): Maintained his redshirt, playing in two games during his first year ... Saw action vs. Grambling (Sept. 6) and Minnesota (Oct. 4).

HIGH SCHOOL: A four-star recruit out of Weddington HS in North Carolina according to 247Sports composite rankings ... Named to the Charlotte Observer 2024 Preseason All-Observer ... Helped Weddington to a 13-1 record as a senior, reaching the 4A Western Regional finals ... As a junior, made 54 tackles with 22 tackles for loss, four sacks and a forced fumble over 10 games.

PERSONAL: Son of DeWayne and Trisha Stafford-Odom.

DEFENSIVE STATS

	GP/GS	UA	A	TOTAL	TFL	SACK	FF/FR	INT	QBH	PD
2025 (OSU)	2/0	0	0	0	0.0	0	0/0	0	0	0
TOTAL	*2/0*	*0*	*0*	*0*	*0.0*	*0*	*0/0*	*0*	*0*	*0*



DAVID OKE

92

DL • 6-2 • 298 • R-Sr. • RS
Lagos, Nigeria
(Alief Hastings HS/Abilene Christian)

2025 (SENIOR): Redshirted ... Appeared in three games ... Collected four tackles and one tackle for loss ... Tallied two tackles, including an assisted tackle for loss, in a loss to Notre Dame (Sept. 27) ... Saw action at Memphis (Sept. 20) ... Saw first action of the season, making two tackles, including 0.5 for loss, in a loss at Ole Miss (Sept. 13).

AT ABILENE CHRISTIAN

2024 (JUNIOR): Registered 63 total tackles, including 9.5 for loss in addition to six quarterback hurries, two pass breakups, a forced fumble, fumble recovery and blocked field goal ... Registered three tackles, including 1.5 for loss and one sack vs. Northern Arizona (Nov. 30) ... Notched 4.5 total tackles with an assisted tackle for loss against Stephen F. Austin (Nov. 23) ... . Registered 2.5 tackles and a tackle for loss against Central Arkansas (Oct. 5), Eastern Kentucky (Oct. 19) and Southern Utah (Nov. 2) ... Recorded three tackles and one tackle for loss in addition to a forced fumble and quarterback hurry at Utah Tech (Sept. 28) ... Registered five tackles and a tackle for loss vs. Northern Colorado (Sept. 14) ... Posted a career-high six tackles including 1.5 for loss against West Georgia (Sept. 7) ... Logged three tackles, including 1.5 for loss in a season-opening loss at Texas Tech (Aug. 31).

2023 (SOPHOMORE): Appeared in eight games, making two starts and totaling 10 tackles on the season ... Tallied a season-high two tackles in a loss at Texas A&M (Nov. 18) ... Recorded 1.5 tackles in contests against North Alabama (Oct. 14) and Stephen F. Austin (Oct. 21) ... Made a tackle in five separate games.

2022 (FRESHMAN): Saw action in 10 games ... Finished season with 10 tackles, a sack, a quarterback hurry and a forced fumble ... Logged two tackles against North Dakota (Oct. 29) ... Registered a sack, tackle for loss and a forced fumble in a loss at Missouri (Sept. 17).

HIGH SCHOOL: Three-star recruit according to 247Sports ... Signed with Abilene Christian over offers from Arkansas State, Buffalo, Houston, Nevada, New Mexico, North Texas, Utah State and UTSA.

DEFENSIVE STATS

	GP/GS	UA	A	TOTAL	TFL	SACK	FF/FR	INT	QBH	PD
2022 (ACU)	10/4	3	7	10	1.0	1.0	1/0	0	1	0
2023 (ACU)	7/1	4	6	10	0	0	0/0	0	0	0
2024 (ACU)	14/13	21	43	64	9.5	1.0	1/1	0	6	2
2025	3/0	1	3	4	1.0	0	0/0	0	0	0
TOTAL	*34/18*	*29*	*59*	*88*	*11.5*	*2.0*	*2/1*	*0*	*7*	*2*



HUNTER OSBORNE

0

DL • 6-4 • 313 • R-Jr. • TR
Trussville, Ala.
(Hewitt-Trussville HS/Virginia)

AT VIRGINIA

2025 (REDSHIRT SOPHOMORE): Played in all 14 games for the Cavaliers, recording 15 tackles with two tackles for loss and one sack ... Made his UVA debut with one tackle vs. Coastal Carolina (Aug. 30) ... Logged a half tackle for loss at NC State (Sept. 6) ... Recorded a career-best four tackles vs. Stanford (Sept. 20) with a half tackle for loss ... Tallied three solo stops in win vs. Florida State (Sept. 26) ... Picked up his first career sack in win at Louisville (Oct. 4) ... Made one tackle at California (Nov. 1) and added another at Duke (Nov. 15) ... Notched three solo stops in ACC Championship Game vs. Duke (Dec. 6).

AT ALABAMA

2024 (REDSHIRT FRESHMAN): Saw action in four games, making three tackles ... Made his collegiate debut vs. Western Kentucky (Aug. 31) ... Recorded his first career tackles at Wisconsin (Sept. 14) ... Logged a pair of stops against Missouri (Oct. 26) ... Broke up a pass in a win over Mercer (Nov. 16).

2023 (FRESHMAN): Redshirted in his first season at Alabama.

HIGH SCHOOL: A consensus four-star defensive lineman, who had over 50 Division I offers ... Ranked the 130th overall player nationally by 247Composite ... No. 19 defensive lineman and 13th-best player in the state of Alabama ... Rivals tabbed him the No. 10 strongside defensive end in the nation and No. 14 overall player ... Ranked No. 210 in ESPN300 ... ESPN rated him as the No. 34 defensive end nationally, the No. 107 player in the southeast region and No. 15 in Alabama ... No. 125 prospect according to On3 Consensus and 13th defensive lineman in the nation ... On3 ranked him as No. 163 player overall in the country, No. 22 defensive lineman and No. 13 in Alabama ... Earned spot in Under Armour All-America Game ... Played for former Shiloh Christian Head Coach Josh Floyd at Hewitt-Trussville HS ... Chose Alabama over Auburn, Tennessee and Texas.

DEFENSIVE STATS

	GP/GS	UA	A	TOTAL	TFL	SACK	FF/FR	INT	QBH	PD
2024 (ALA)	4/0	0	3	3	0	0	0	0	0	1
2025 (UVA)	14/0	4	11	15	2	1	0	0	2	0
TOTAL	*18/0*	*4*	*14*	*18*	*2*	*1*	*0*	*0*	*2*	*1*





JASPER PARKER

21

RB • 6-0 • 209 • So. • TR
Gretna, La.
(Archbishop Shaw HS/Michigan)

AT MICHIGAN

2025 (FRESHMAN): Played in six games as a true freshman, rushing for 93 yards and two touchdowns on 25 carries ... Made his collegiate debut on special teams at Oklahoma (Sept. 6) ... Carried the ball a season-high nine times for a season-best 45 yards and a score vs. Central Michigan (Sept. 13) ... Ran for 20 yards on six touches vs. Washington (Oct. 18) ... One attempt for four yards vs. Purdue (Nov. 1) ... Gained one yard on one carry at Northwestern (Nov. 15) ... Scored his second touchdown of the season at Maryland (Nov. 22), rushing eight times for 23 yards.

HIGH SCHOOL: A four-star running back and the No. 299 overall player nationally according to 247Sports ... Ranked the No. 21 running back and No. 11 overall player in the state of Louisiana ... Earned All-District in each of his two seasons at Archbishop Shaw HS (2023-24) ... Named 2024 Class 4A District 9 Offensive MVP ... As a senior, gained 1,612 all-purpose yards with 22 touchdowns running for 1,464 yards with 148 receiving yards ... Ran for a school single-game record 326 yards on 35 carries vs. Lafayette Christian HS, carrying the ball 11 straight times for 72 yards ... As a junior, rushed for 1,119 yards and 16 touchdowns on 167 carries with 11 catches for 146 yards ... Attended New Orleans Jesuit HS during his first two years of high school ... Also lettered in basketball.

PERSONAL: Son of Bianca and Jasper Parker Sr. ... Born Sept. 29, 2006.

RUSHING YARDS

	GP/S	ATT	YDS	AVG/G	TD	LG
2025 (MICH)	6/0	25	93	15.5	2	11
TOTAL	*6/0*	*25*	*93*	*15.5*	*2*	*11*



PAYTON PARKS-SMITH

66

OL • 6-5 • 305 • R-Sr. • SQ
Sterlington, La.
(Sterlington HS/McNeese)

2025 (REDSHIRT JUNIOR): Did not see game action.

2024 (REDSHIRT SOPHOMORE): Did not see game action.

2023 (REDSHIRT FRESHMAN): Did not see game action.

2022 (FRESHMAN): Redshirted.

HIGH SCHOOL: Class 3A All-State selection out of Sterlington HS ... All-Geaux Preps Large Schools ... All-District and All-Parish selection.



LANDON PHIPPS

32

DB • 6-0 • 186 • R-Sr. • 2L
Springdale, Ark.
(Springdale HS)

2025 (REDSHIRT JUNIOR): Played in 12 games ... Registered three tackles ... Saw action in the regular season finale against Missouri (Nov. 29) ... Played on special teams in a loss at No. 17 Texas (Nov. 22) ... Returned a squib kick 13 yards in a loss at LSU (Nov. 15) ... Saw action in a loss to Mississippi State (Nov. 1) ... Recorded two tackles in a loss to Auburn (Oct. 25) ... Played during a loss to No. 4 Texas A&M (Oct. 18) ... Saw game action in a loss at No. 12 Tennessee (Oct. 11) ... Played in a loss to Notre Dame (Sept. 27) ... Saw action at Memphis (Sept. 20) ... Played in a loss at Ole Miss (Oct. 13) ... Appeared in a win over Arkansas State (Sept. 6) ... Saw action in a season-opening win over Alabama A&M, making one tackle (Aug. 30).

2024 (REDSHIRT SOPHOMORE): Saw only game action of season during win over Texas Tech in the Liberty Bowl (Dec. 27).

2023 (REDSHIRT FRESHMAN): Did not see game action during his second season.

2022 (FRESHMAN): Redshirted in his first season on campus.

HIGH SCHOOL: A two-way player at Springdale HS, seeing action at quarterback and defensive back as a senior, while also seeing time at wide receiver earlier in his prep career ... As a senior, he finished with 1,207 all-purpose yards and 14 touchdowns for the Bulldogs.

DEFENSIVE STATS

	GP/GS	UA	A	TOTAL	TFL	SACK	FF/FR	INT	QBH	PD
2024	1/0	0	0	0	0.0	0.0	0/0	0	0	0
2025	12/0	2	1	3	0.0	0.0	0/0	0	0	0
Total	*13/0*	*2*	*1*	*3*	*0.0*	*0.0*	*0/0*	*0*	*0*	*0*



JADEN PLATT

83

TE • 6-5 • 255 • R-Jr. • 1L
Haslet, Texas
(Eaton HS/Texas A&M)

2025 SEC FALL ACADEMIC HONOR ROLL

2025 (REDSHIRT SOPHOMORE): Saw action in all 12 games while making 11 starts ... Recorded 21 receptions for 296 yards and two touchdowns ... Caught one pass for five yards in a loss to Missouri (Nov. 29) ... Hauled in four receptions for 66 yards while catching an eight-yard touchdown pass from KJ Jackson in the fourth quarter of a loss to No. 17 Texas (Nov. 22) ... Caught two passes for 26 yards in a loss to LSU (Nov. 15) ... Hauled in three passes for 23 yards in a loss to Mississippi State (Nov. 1) ... Saw action in a loss to Auburn (Oct. 25) ... Caught a four-yard touchdown from Taylen Green with 11:30 on the clock in the fourth quarter of a loss to No. 18 Texas A&M (Oct. 18) ... Recorded one reception for six yards in a loss at No. 12 Tennessee (Oct. 11) ... Caught one pass for 23 yards in a loss to Notre Dame (Sept. 27) ... Recorded two receptions for 44 yards in a loss to Memphis (Sept. 20) ... Tallied a career-high three receptions for a career-high 53 yards in a loss to Ole Miss (Sept. 13) ... Registered his second-longest career reception on a 34-yard pass from Taylen Green during the game's opening play from scrimmage at Ole Miss (Sept. 13) ... Recorded two receptions for 31 yards during a win over Arkansas State (Sept. 6) ... Started in a season-opening win over Alabama A&M, registering one reception for 15 yards (Aug. 30).

AT TEXAS A&M

2024 (REDSHIRT FRESHMAN): Played in six games ... Returned one kick for 11 yards against McNeese (Sept. 7).

2023 (FRESHMAN): Redshirt season ... Appeared in three games, finishing with two catches for 52 yards and a touchdown ... Recorded his first collegiate touchdown with a 13-yard reception against Abilene Christian (Nov. 18) ... Played in the Texas Bowl vs. Oklahoma State (Dec. 27), logging one catch for 39 yards.

HIGH SCHOOL: Ranked a 4-star tight end by all three recruiting services (247 Sports, Rivals, ESPN) ... Coached by Ellis Miller at Eaton High School ... Caught 54 passes for 919 yards and 10 touchdowns throughout his career ... Earned UIL 6A Honorable Mention state honors as a junior ... Helped lead Eaton to an 8-3 record and a UIL 6A D-II first-round playoff appearance.

RECEIVING STATS

	GP/GS	REC	YDS	AVG/C	TD	LG
2023 (TAMU)	3/0	2	52	26.0	1	39
2024 (TAMU)	6/0	0	0	0	0	0
2025	12/11	21	296	14.1	2	34
TOTAL	*21/11*	*23*	*348*	*15.1*	*3*	*39*





LUCAS POSSENTI

78

OL • 6-5 • 309 • R-So. • TR
Aston, Pa.
(Garnett Valley HS/Temple)

AT TEMPLE

2025 (REDSHIRT FRESHMAN): Added depth at offensive line.

2024 (FRESHMAN): Joined the team in summer 2024 as a walk-on ... redshirted.

HIGH SCHOOL: Played offensive line at Garnet Valley in Glen Mills, Pa., for head coach Eric Van Wyk ... was a big part of his team's success amassing a 37-6 record over his four seasons ... earned DelCo player of the game three times, offensive player of the week four times, and was an 11-time player of the week.

PERSONAL: Born Lucas Christian Possenti in Glen Mills, Pa. ... father, Timothy Possenti, played football at Temple (1987-90), alongside his uncles Joe and Christ ... brother Tim (Kutztown) and uncles Mike (Villanova), and Mark (Bloomsburg) all played local college football ... list of favorites include: Of Mice and Men (book), Sopranos (TV show), Tommy Boy (movie), Charles Barkley (pro athlete) ... did the Polar Plunge on New Year's Day at Ocean City, N.J. ... business management major.



DEQUANE PREVO

80

WR • 5-10 • 176 • Fr. • HS
Texarkana, Texas
(Bentonville HS)

HIGH SCHOOL: Four-star prospect according to ESPN ... Three-star prospect by 247Sports and Rivals ... Rated the No. 60 wide receiver in the class of 2026 by Rivals, No. 61 wide receiver in the class of 2026 by ESPN and No. 63 wide receiver in the class of 2026 by 247Sports ... No. 4 overall prospect in Arkansas by Rivals, No. 5 overall prospect in Arkansas by 247Sports and No. 6 overall prospect in Arkansas by ESPN ... Attended Bentonville High School in Bentonville, Ark. ... Spent his freshman and junior years at Liberty-Eylau High School in Texarkana, Texas ... Registered 35 catches for 713 yards and 10 touchdowns as well as 7 rushes for 55 yards in addition to completing three passes for 96 yards as a senior at Bentonville ... Helped lead Bentonville to a 12-1 record in 2025 ... Tallied 72 receptions for 1,541 yards and 21 touchdowns while rushing 18 times for 187 yards and a touchdown as a junior in 2024 ... Rushed eight times for 49 yards and caught 12 passes for 171 yards and a touchdown as a sophomore ... Also plays basketball and runs track ... Averaged 9.4 points a game and 10.3 points a game as a sophomore and freshman while at Liberty-Eylau High School ... Ran a 22.77 200-meter dash as a freshman in 2023 ... CHOSE ARKANSAS OVER: Auburn, Florida, Houston, Kansas, Mississippi State, Missouri, Oklahoma, Oklahoma State, Ole Miss, Oregon, Penn State, SMU, TCU, Texas, Texas A&M, Texas Tech, UCF, USC and others.



BEN PUPPLO

82

WR • 6-2 • 187 • R-Jr. • TR
Yakima, Wash.
(West Valley HS/Utah Tech)

AT UTAH TECH

2025 (REDSHIRT SOPHOMORE): Saw action in 11 games primarily seeing time on special teams ... Blocked a kick in a loss at West Georgia (Nov. 15) ... Made a tackle against North Alabama (Nov. 11).

2024 (REDSHIRT FRESHMAN): Played in four games last season, including appearances in three of the final four games of the year ... did not record a stat.

2023 (FRESHMAN): Sat out the season as a redshirt.

HIGH SCHOOL: Lettered in both football and track and field at West Valley High School ... earned first team all-league recognition as a wide receiver and defensive back ... broke WVHS season records in both receiving yards and receptions ... graduated as the school's record holder in the 100-meter dash.

PERSONAL: Born in San Diego, California ... parents are James and Wendy Fitchett ... also recruited by Central Washington, Whitworth, Pacific Lutheran, Willamette and Puget Sound ... favorite team is the Seattle Seahawks ... favorite player is Tyler Lockett ... favorite food is sushi ... currently majoring exercise science.

DEFENSIVE STATS

	GP/GS	UA	A	TOTAL	TFL	SACK	FF/FR	INT	QBH	PD
2024 (UTT)	4/0	0	1	1	0.0	0.0	0/0	0	0	0
2025 (UTT)	11/0	1	0	1	0.0	0.0	0/0	0	0	0
Total	*15/0*	*1*	*1*	*2*	*0.0*	*0.0*	*0/0*	*0*	*0*	*0*



QUINCY RHODES JR.

97

DL • 6-6 • 273 • Sr. • 3L
North Little Rock, Ark.
(N. Little Rock HS)

2025 ALL-SEC SECOND TEAM (AP, COACHES)

2025 (JUNIOR): Started in 11 of 12 games while playing in all 12 ... Tallied 44 total tackles, including a team-leading 15.5 tackles for loss and eight sacks, in addition to six quarterback hurries and a forced fumble ... First Razorback to register three multi-sack games in a season since Tre Williams in 2021 ... 15.5 tackles for loss are the most by an Arkansas defender in a season since Trey Flowers (15.5 TFL) in 2015 ... First Razorback to register double-digit tackles for loss in a season since Landon Jackson (13.5) in 2023 ... Tallied three tackles in the regular season finale against Missouri (Nov. 29) ... Made two tackles, including an assisted tackle for loss and a quarterback hurry in a loss at No. 17 Texas (Nov. 22) ... Tallied two tackles, including one for loss and a quarterback hurry in a loss at LSU (Nov. 15) ... Recorded six tackles, including 4.5 tackles for loss, one sack and a forced fumble in a loss to Mississippi State (Nov. 1) ... 4.5 tackles for loss are the most by an Arkansas defender since LB Desmond Sims had 4.5 tackles for loss against South Carolina in 2005. Rhodes and Sims are the only Arkansas defenders with 4.5+ TFL, 1.0+ sack, and 1+ forced fumble in a game since 1995 (Nov. 1) ... Collected five tackles, including two sacks in a loss against Auburn (Oct. 25) ... Tallied two tackles in a loss to No. 4 Texas A&M (Oct. 18) ... Recorded five tackles including an assisted tackle for loss at No. 12 Tennessee (Oct. 11) ... Collected four stops in a loss to Notre Dame (Sept. 27) ... Tallied six tackles, including two sacks and four tackles for loss in addition to a quarterback hurry at Memphis (Sept. 20) ... Became the first Razorback with 2+ sacks and 4+ TFL in a game since defensive back Anthony "Juice" Leon (2.0 SK, 4.0 TFL) against Tennessee Tech in 2010 ... Recorded two tackles in a loss at Ole Miss (Sept. 13) ... Registered six tackles, two sacks, two tackles for loss and a quarterback hurry in a win over Arkansas State (Sept. 6) ... His two sacks and tackles for loss were both career highs (Sept. 6) ... Became the first Arkansas DL with 2+ sacks in a single game since Landon Jackson had a pair against Texas A&M on Sept. 28, 2024 ... Started in a season-opening win over Alabama A&M, registering a sack and two quarterback hurries (Aug. 30).

2024 (SOPHOMORE): Appeared in 12 games while making one start ... Tallied 15 total tackles (six solo, nine assists), including two for loss while registering a sack, a pass breakup and five quarterback hurries ... Earned first career start, tallying two tackles and a pass breakup during a win over Texas Tech in the Liberty Bowl (Dec. 27) ... Recorded one tackle in a loss to Missouri (Nov. 30) ... Registered two tackles and a quarterback hurry during a win over La Tech (Nov. 23) ... Recorded a tackle for loss in a loss to Texas (Nov. 16) ... Registered three tackles vs. Ole Miss (Nov. 2) ... Recorded three tackles in a win at Mississippi State (Oct. 26) ... Collected a quarterback hurry in a loss to LSU (Oct. 19) ... Saw action in a win over No. 4 Tennessee (Oct. 5) ... Registered first career sack and a single-game career-high two tackles vs. Texas A&M (Sept. 28) ... Saw action in a win at Auburn (Sept. 21) ... Recorded a tackle and a quarterback hurry in a win over UAB (Sept. 14) ... Registered a tackle and two quarterback hurries in a season-opening win over Arkansas-Pine Bluff (Aug. 29).

2023 (FRESHMAN): Played in nine games in his first season on campus, primarily on special teams, making one tackle ... Logged 93 snaps on various special teams units according to Pro Football Focus ... Made one stop in his collegiate debut vs. Western Carolina (Sept. 2).

HIGH SCHOOL: A four-star prospect according to 247Sports ... The consensus No. 2 player in Arkansas by 247Sports, ESPN and On3 ... Rated the No. 34 edge rusher nationally by 247Sports and the No. 39 edge rusher in the country by On3 Consensus ... Played for head coach Randy Sandefur at North Little Rock High School in North Little Rock, Ark. ... As a senior, racked up 84 total tackles, including 11.5 sacks, with 34 quarterback hurries ... Also registered one pass breakup and one fumble recovery ... Selected to play in the 2022 U.S. Army Bowl in Frisco, Texas ... Son of Quincy Rhodes Sr. and Ashley Hill ... Has two sisters, Miah Rhodes and La'mia Crutchfield ... Birthdate: Dec. 1, 2004 ... CHOSE ARKANSAS OVER: Oklahoma, Arkansas State, Jackson State, Kansas State and Memphis.

DEFENSIVE STATS

	GP/GS	UA	A	TOTAL	TFL	SACK	FF/FR	INT	QBH	PD
2023	9/0	1	0	1	0.0	0.0	0/0	0	0	0
2024	12/1	6	9	15	2.0	1.0	0/0	0	5	1
2025	12/11	28	16	44	15.5	8.0	1/0	0	6	0
TOTAL	*32/12*	*35*	*25*	*60*	*17.5*	*9.0*	*1/0*	*0*	*11*	*1*





TERENCE ROBERSON JR.

74

OL • 6-6 • 322 • Jr. • TR
Warren, Ark.
(Warren HS/Ouachita Baptist)

AT OUACHITA BAPTIST

2025 (REDSHIRT FRESHMAN): Started at right tackle ... Helped lead the Tigers to a 7-4 overall record ... Part of a Ouachita Baptist offense that averaged 32.18 points per game and 420.5 yards per game ... All-Great American Conference second team selection.

2024 (FRESHMAN): Played in three games and maintained redshirt status ... Made the Ouachita Dean's List in the Spring 2025 semester.

HIGH SCHOOL: Salutatorian ... Two-time All-Conference ... 2023-24 Hooten's Arkansas Football Super Team ... State Farm Lumberjack of the Week.



MARIO ROBINSON JR.

24

RB • 6-0 • 210 • R-Jr. • TR
Memphis, Tenn.
(White Station HS/Memphis)

AT MEMPHIS

2025 (REDSHIRT SOPHOMORE): Did not see game action.

2024 (REDSHIRT FRESHMAN): Did not see game action.

AT KENTUCKY

2023 (FRESHMAN): Redshirted … Did not see game action.

HIGH SCHOOL: Named MVP in the 2021 Alabama-Mississippi All-Star Game … Totaled 33 tackles, eight pass breakups, three forced fumbles, two interceptions and blocked a field goal to go with 293 total yards.



LA'KHI ROLAND

4

DB • 6-2 • 195 • Jr. • TR
Conley, Ga.
(Cedar Grove HS/Maryland)

AT MARYLAND

2025 (SOPHOMORE): Recorded 21 total tackles with one tackle for loss and a team-best three interceptions over 11 games … Intercepted his first pass in season opener vs. Florida Atlantic (Aug. 30) … Made two stops vs. Northern Illinois (Sept. 5) … Picked off his second pass in three games vs. Towson (Sept. 13), returning it 100 yards for a touchdown to become the first Terrapin with a 100-yard return since 1962 … Credited with a season-best five tackles at Wisconsin (Sept. 20) … Made one solo stop vs. Nebraska (Oct. 11) and one more vs. Indiana (Nov. 1) … Logged his first tackle for loss at Rutgers (Nov. 8) and picked off his third pass of the season … Made three stops at Illinois (Nov. 15) … Recorded two tackles vs. Michigan (Nov. 22) and added two more at Michigan State (Nov. 29) in season finale.

2024 (FRESHMAN): Played in six games as a true freshman, making 10 tackles … Made his collegiate debut vs. UConn (Aug. 31) … Registered his first tackle at Oregon (Nov. 9) … Credited with a pair of stops vs. Rutgers (Nov. 16) … Collected three solo tackles vs. Iowa (Nov. 23) … Posted a season-best four tackles at Penn State (Nov. 30).

HIGH SCHOOL: Three-star recruit out of Cedar Grove HS … Made 18 tackles and intercepted one pass as a senior … Earned Georgia Region 5-AAA Second Team honors as a junior after helping his team to the state championship game … Chose Maryland over Boston College, Louisville, Colorado and USF.

DEFENSIVE STATS

	GP/GS	UA	A	TOTAL	TFL	SACK	FF/FR	INT	QBH	PD
2024 (UM)	6/4	8	2	10	0.0	0.0	0/0	0	0	1
2025 (UM)	11/6	17	4	21	1.0	0.0	0/0	3	0	0
Total	*17/10*	*25*	*6*	*31*	*1.0*	*0.0*	*0/0*	*3*	*0*	*1*



GAVIN RUSH

37

P • 6-3 • 209 • R-Fr. • RS
Franklin, Tenn.
(Page HS)

2025 (FRESHMAN): Redshirted … Appeared as a holder in a win over Arkansas State (Sept. 6).

HIGH SCHOOL: A five-star prospect according to Kohl's Kicking … No. 5 punter in the class of 2025 by On3 … No. 12 punter in the class of 2025 according to Kohl's Kicking … Attended Page High School in Franklin, Tenn. … During Kohl's National Scholarship Camp in 2023, had a long punt of 53 yards with 4.37 seconds of hang time … At the Southern Spring Showcase, averaged 50 yards with a long of 61 yards and a 5.01 hang time … Punted 18 times for a total of 672 yards as a senior with six punts inside opponents' 20-yard line and a long of 78 yards … Punted 29 times for a total of 986 yards as a junior while pinning opponents inside their own 20-yard line 13 times … CHOSE ARKANSAS OVER: Air Force, Army and Western Kentucky.

PUNTING STATS

	GP/GS	NO.	YARDS	LG	AVG/G	FC	I20	50
2025	1/0	0	0	0	0.0	0	0	0
TOTAL	*1/0*	*0*	*0*	*0*	*0.0*	*0*	*0*	*0*



BRAYLEN RUSSELL

0

RB • 6-1 • 228 • Jr. • 2L
Benton, Ark.
(Benton HS)

DOAK WALKER AWARD PRESEASON WATCH LIST (2025)

2025 (SOPHOMORE): Saw action in nine games with one start ... Totaled 55 carries for 286 yards and five rushing touchdowns while catching four passes for 27 yards ... Registered eight carries for 31 yards and a touchdown in a loss vs. Mississippi State (Nov. 1) ... Rushed three times for seven yards and a touchdown in a loss to Auburn (Oct. 25) ... Registered 36 rushing yards on four carries in a loss to No. 4 Texas A&M (Oct. 18) ... Rushed eight times for 47 yards during a loss at No. 12 Tennessee (Oct. 11) ... Recorded 15 rushing yards on three carries in a loss to Notre Dame (Sept. 27) ... Rushed four times for 47 yards and a touchdown and caught one pass for eight yards in a loss at Memphis (Sept. 20) ... Registered 37 rushing yards and one touchdown at Ole Miss while catching one pass for two yards (Sept. 13) ... Rushed five times for 25 yards and a touchdown and registered two catches for 21 yards in a win over Arkansas State (Sept. 6) ... Scored first rushing touchdown of the season courtesy of a seven-yard run with 5:05 left in the first quarter of the win over the Red Wolves (Sept. 6) ... Saw action in a season-opening win over Alabama A&M, rushing 11 times for 41 yards (Aug. 30).

2024 (FRESHMAN): Played in 10 games while registering two starts ... Rushed 67 times for a total of 354 yards and three touchdowns ... Averaged 5.3 yards per carry ... Caught three passes for 18 yards ... Ranked fourth on the team with 354 yards on total offense ... Saw action in Liberty Bowl win over Texas Tech, rushing 20 times for 50 yards and a touchdown (Dec. 27) ... Registered two yards on five carries vs. Ole Miss (Nov. 2) ... Rushed for a game-high and career-high 175 yards on 16 carries for an average of 10.9 yards per carry during the Razorbacks' 58-25 victory at Mississippi State (Oct. 26), became the first freshman to rush for 175 or more yards since Darren McFadden ran for 187 against South Carolina on Nov. 5, 2005 ... Also tallied one reception for 11 yards (Oct. 26) ... Rushed three times for three yards vs. LSU (Oct. 19) ... Started and rushed for a game-high 62 yards on eight carries during a win over No. 4 Tennessee (Oct. 5) ... Gained 15 yards on three carries against Texas A&M (Sept. 28) ... Rushed nine times for 22 yards with one reception for seven yards during a victory at Auburn (Sept. 21) ... Is the third freshman running back to rush for multiple touchdowns in a season during the Sam Pittman era (2020-present) ... Scored his second touchdown of the season on a two-yard rush in the second quarter of a win over UAB (Sept. 14) ... Saw action at Oklahoma State (Sept. 7) ... Rushed for 23 yards and a touchdown on three carries in first collegiate action against Arkansas-Pine Bluff (Aug. 29) ... Scored first career touchdown against UAPB on a nine-yard rush in the third quarter.

HIGH SCHOOL: A four-star prospect according to 247Sports, Rivals and ESPN ... No. 237 overall prospect in ESPN 300 rankings ... Rated the No. 16 running back nationally and the No. 3 overall prospect in Arkansas by ESPN ... No. 21 running back in the country and No. 4 overall prospect in Arkansas according to Rivals ... No. 24 running back nationally and No. 4 overall prospect in Arkansas by 247Sports ... Played for head coach Brad Harris at Benton High School in Benton, Ark. ... As a senior, ran the ball 167 times for 1,359 yards and 20 touchdowns ... Added 18 receptions for 351 receiving yards and five scores as a senior ... Recorded 1,643 rushing yards and 26 touchdowns (6.8 ypc) as a junior in 2022 ... Registered 22 receptions for 224 yards and a score as a junior ... Birthdate: July 14, 2005 ... CHOSE ARKANSAS OVER: Arizona, Baylor, Boston College, Cincinnati, Kansas, Kansas State, Ole Miss, Tennessee, Texas A&M, South Carolina and others.

RUSHING

	GP/GS	ATT	YDS	AVG/G	TD	LG
2024	10/2	67	354	35.4	3	75
2025	9/1	55	286	31.8	5	23
TOTAL	*19/3*	*122*	*640*	*35.4*	*8*	*75*

RECEIVING

	GP/GS	REC	YDS	AVG/C	TD	LG
2024	10/2	3	18	6.0	0	11
2025	9/1	4	27	6.8	0	14
TOTAL	*19/3*	*7*	*45*	*6.4*	*0*	*14*





ANTONIO SANDEL-BASCOMB

55

DL • 6-3 • 315 • R-Jr. • TR
Akron, Ohio
(East HS/Coffeyville CC)

AT COFFEYVILLE CC

2025 (REDSHIRT SOPHOMORE): Recorded a career-best 29 tackles, eight tackles for loss and 2.5 sacks over eight games ... Posted five stops, including two tackles for loss and a half sack, in season opener vs. Cisco College (Sept. 6) ... Notched one tackle with a half tackle for loss at Garden City CC (Sept. 20) ... Made three tackles with a half tackle for loss vs. Iowa Western CC (Oct. 4) ... Credited with his first full sack of the season at Highland CC (Oct. 11) ... Logged four stops with a half tackle for loss vs. Iowa Central CC (Oct. 18) ... Recorded three tackles vs. Ellsworth CC (Nov. 1) ... Closed the season in a flurry with five tackles, including 2.5 TFLs, in win at Dodge City CC (Nov. 8) then posted a career-high seven tackles with one sack in victory at Independence CC (Nov. 15).

AT IOWA WESTERN CC

2024 (REDSHIRT FRESHMAN): Saw action in six games, making nine tackles ... Logged his first collegiate tackle at Georgia Military College (Aug. 31) ... Made one stop vs. Snow College (Oct. 5) ... Recorded his first tackle for loss as part of two tackles at Garden City CC (Oct. 26) ... Credited with three stops, including one tackle for loss, vs. Butler CC (Nov. 2) ... Posted a pair of tackles at Highland CC (Nov. 16).

2023 (FRESHMAN): Redshirted during his first season.

DEFENSIVE STATS

	GP	UA	A	TOTAL	TFL	SACK	FF/FR	INT	QBH	PD
2024 (IWC)	6	7	2	9	2.0	0.0	0/0	0	-	1
2025 (CCC)	8	10	19	29	8.0	2.5	0/0	0	-	1
TOTAL	*14*	*17*	*21*	*38*	*10.0*	*0.0*	*0/0*	*0*	*-*	*2*



MAX SCHMIDLY

59

LS • 6-3 • 217 • R-Jr. • SQ
Charlotte, N.C.
(Myers Park HS)

FALL SEC ACADEMIC HONOR ROLL (2024, 2025)

2025 (REDSHIRT SOPHOMORE): Did not see game action.

2024 (REDSHIRT FRESHMAN): Did not see game action.

2023 (FRESHMAN): Redshirted during his first season.

HIGH SCHOOL: Played at Myers Park High School in Charlotte, N.C. ... Named First-Team Charlotte All-Observer as a long snapper in 2022 ... Rated a 4.5-star prospect by Rubio Long Snapping and the No. 61 overall long snapper in the 2023 class.

PERSONAL: Son of Jason and Wendy Schmidly ... One of triplet brothers with Eli and Ike also playing college sports, Ike plays baseball at James Madison and Eli is a golfer at Charlotte.



TYLER SCOTT

21

DB • 6-1 • 202 • R-Jr. • TR
Mableton, Ga.
(Pebblebrook HS/Ga. State)

AT GEORGIA STATE

2025 (REDSHIRT SOPHOMORE): Played in two games in his lone season at Georgia State ... Made four tackles in season debut vs. South Alabama (Oct. 23).

AT AUBURN

2024 (REDSHIRT FRESHMAN): Missed the season after ACL surgery.

2023 (FRESHMAN): Played in five games, including the Music City Bowl, to reserve his redshirt ... Recorded two tackles ... Made his collegiate debut vs. Samford (Sept. 16) ... Made his first career tackle vs. Ole Miss (Oct. 21) and one stop vs. Maryland (Dec. 30) in the Music City Bowl.

HIGH SCHOOL: A four-star recruit out of Pebblebrook HS ... No. 20 cornerback nationally and No. 19 overall athlete in Georgia according to 247Sports ... Earned GACA First-Team All-State honors as a senior ... Received an invite to Army All-American Bowl.

PERSONAL: Son of Sheronica Scott ... Has four siblings: D.J., Cam, Kobe and Remy.

DEFENSIVE STATS

	GP/GS	UA	A	TOTAL	TFL	SACK	FF/FR	INT	QBH	PD
2023 (AUB)	4/0	2	0	2	0.0	0.0	0/0	0	0	0
2024 (AUB)	-	-	-	-	-	-	-	-	-	-
2025 (GSU)	2/0	2	2	4	0.0	0.0	0/0	0	0	0
TOTAL	*6/0*	*4*	*2*	*6*	*0.0*	*0.0*	*0/0*	*0*	*0*	*0*



TRENT SELLERS

43

DL • 6-4 • 269 • R-Fr. • RS
Mobile, Ala.
(Spanish Fort HS)

2025 (FRESHMAN): Redshirted ... Saw first collegiate action in a season-opening win over Alabama A&M (Aug. 30).

HIGH SCHOOL: A consensus three-star prospect according to 247Sports, Rivals, ESPN and On3 ... Rated the No. 28 strongside defensive end in the class of 2025 and No. 22 overall prospect in Alabama by Rivals ... No. 42 edge rusher in the class of 2025 and No. 17 overall prospect in Alabama according to On3 ... Attended Spanish Fort High School in Spanish Fort, Ala. ... Registered 87 total tackles, including 15 for loss, and 9.5 sacks with 13 quarterback hurries and two pass breakups as a senior ... Logged 69 total tackles, including 10 for loss, and five sacks as a junior in 2023 while leading Faith Academy to an 8-4 overall record and a second-round appearance in the 2023 AHSAA Playoffs ... CHOSE ARKANSAS OVER: Ole Miss, Nebraska, Mississippi State and others.

DEFENSIVE STATS

	GP/GS	UA	A	TOTAL	TFL	SACK	FF/FR	INT	QBH	PD
2025	1/0	0	0	0	0.0	0.0	0/0	0	0	0
TOTAL	*1/0*	*0*	*0*	*0*	*0.0*	*0.0*	*0/0*	*0*	*0*	*0*



CAM SETTLES

27

RB • 5-11 • 209 • So. • 1L
Little Rock, Ark.
(Parkview HS)

2025 (FRESHMAN): Played in nine games ... Registered 16 rushing yards on six carries while catching two passes for 16 yards ... Recorded 10 rushing yards on four carries and caught one pass for five yards in a loss at No. 17 Texas (Nov. 22) ... Rushed once for a yard in a loss at LSU (Nov. 15) ... Played in a loss to Mississippi State (Nov. 1) ... Saw action in a loss to Auburn (Oct. 25) ... Played during a loss to No. 4 Texas A&M (Oct. 18) ... Saw game action in a loss at No. 12 Tennessee (Oct. 11) ... Appeared in a win over Arkansas State (Sept. 6) ... Saw action in a season-opening win over Alabama A&M, rushing once for five yards (Aug. 30).

HIGH SCHOOL: A consensus three-star prospect according to 247Sports, Rivals, ESPN and On3 ... Rated the No. 52 running back in the class of 2025 and No. 5 overall prospect in Arkansas by Rivals ... No. 64 running back in the class of 2025 and No. 8 overall prospect in Arkansas according to ESPN ... No. 75 running back in the class of 2025 and No. 9 overall prospect in Arkansas by 247Sports ... Attended Parkview Arts and Science Magnet High School in Little Rock, Ark. ... Invited to participate in 2024 U.S. Army All-American Bowl ... Has led the Patriots to a 12-1 mark and spot in the state championship game as a senior ... Rushed for 736 yards and 13 touchdowns and returned a punt for a touchdown through the first 12 games of his senior season ... Led Parkview to a Class 5A State Championship as a junior, rushing for 979 yards and 20 touchdowns while also playing defensive back ... Ran track as a sophomore ... Reports a 315-pound power clean and has registered 505 pounds in the squat in addition to a 315-pound bench press, 36-inch vertical jump and 4.5 40-yard dash ... CHOSE ARKANSAS OVER: Memphis, Oregon State, SMU and others.

RUSHING STATS

	GP/GS	ATT	YDS	AVG/G	TD	LG
2025	9/0	6	16	2.7	0	5
Total	*9/0*	*6*	*16*	*2.7*	*0*	*5*



BRADLEY SHAW

7

LB • 6-1 • 229 • Jr. • 2L
Hoover, Ala.
(Hoover HS)

2025 FIRST-YEAR SEC ACADEMIC HONOR ROLL

2025 (SOPHOMORE): Saw action in 12 games with seven starts ... Tallied 50 total tackles, including five tackles for loss, two sacks, one pass breakup, one quarterback hurry, one fumble recovery and one forced fumble ... Collected four tackles in a loss at No. 17 Texas (Nov. 22) ... Tallied four tackles including one sack at LSU (Nov. 15) ... Led Arkansas with eight tackles, including 1.5 for loss against Mississippi State (Nov. 1) ... Registered a career-high nine tackles in a loss to Auburn (Oct. 25) ... Tallied four tackles in a loss to No. 4 Texas A&M (Oct. 18) ... Made three tackles in a loss at No. 12 Tennessee (Oct. 11) ... Notched five stops in a loss to Notre Dame (Sept. 27) ... Registered five tackles including a sack, two tackles for loss and a forced fumble in a loss at Memphis (Sept. 20) ... Saw action in a loss at Ole Miss (Sept. 13) ... Made three tackles, including an assisted tackle for loss in a win over Arkansas State (Sept. 6) ... Saw action in a season-opening win over Alabama A&M, collecting a pair of tackles and a pass breakup (Aug. 30).

2024 (FRESHMAN): Appeared in 12 games seeing time at both linebacker and on special teams ... Tallied 12 total tackles (four solo, eight assists) ... Registered 2.5 tackles for loss and a sack ... Played in Liberty Bowl win over Texas Tech (Dec. 27) ... Saw action on special teams during a loss to Missouri (Nov. 30) ... Tallied six stops, including an assisted tackle for loss in a win over Louisiana Tech (Nov. 23) ... Had an assisted tackle for loss against Texas (Nov. 16) ... Recorded a tackle in a loss to Ole Miss (Nov. 2) ... Collected two tackles, including an assisted tackle for loss in a win at Mississippi State (Oct. 26) ... Played in loss vs. LSU (Oct. 19) ... Saw action in a win over No. 4 Tennessee (Oct. 5) ... Appeared on special teams during a loss to Texas A&M (Sept. 28) ... Made one tackle in a win at Auburn (Sept. 21) ... Played in a win over UAB (Sept. 14) ... Saw action on special teams at Oklahoma State (Sept. 7) ... Recorded a sack and a quarterback hurry in a season-opening win over Arkansas-Pine Bluff (Aug. 29).

HIGH SCHOOL: A four-star prospect according to 247Sports, Rivals and On3 ... No. 101 overall prospect in Top247 rankings ... No. 187 overall prospect in ESPN 300 rankings ... No. 8 linebacker in the country and No. 9 overall prospect in Alabama by 247Sports ... No. 6 inside linebacker nationally and No. 12 overall prospect in Alabama according ESPN ... No. 17 linebacker in the country and No. 13 overall prospect in Alabama by On3 ... Selected to play in the 2024 All-American Bowl ... 2023 7A Region 3 All-Region First Team ... CHOSE ARKANSAS OVER: Alabama, Auburn, Clemson, Colorado, Duke, Florida, Georgia, Kentucky, Louisville, Maryland, Michigan State, Mississippi State, Missouri, Notre Dame, Ole Miss, South Carolina, Stanford, Tennessee, Texas A&M, UCF, USC, Vanderbilt, Washington and others.

DEFENSIVE STATS

	GP/GS	UA	A	TOTAL	TFL	SACK	FF/FR	INT	QBH	PD
2024	12/0	4	8	12	2.5	1.0	0/0	0	1	0
2025	12/7	24	26	50	5.0	2.0	1/1	0	1	1
TOTAL	*24/7*	*28*	*34*	*62*	*7.5*	*3.0*	*1/1*	*0*	*2*	*1*





WYATT SIMMONS

10

LB • 6-2 • 226 • R-So. • 1L
Searcy, Ark.
(Harding Academy)

2025 FIRST-YEAR SEC ACADEMIC HONOR ROLL
2025 FALL SEC ACADEMIC HONOR ROLL

2025 (REDSHIRT FRESHMAN): Saw action in all 12 games … Made 17 tackles while blocking one punt … Collected six tackles in a loss to Missouri to conclude the regular season (Nov. 29) … Recorded one tackle in a loss at No. 17 Texas (Nov. 22) … Made three tackles and blocked a punt that was returned for a touchdown in a loss at LSU (Nov. 15) … Became the first Arkansas player to block a punt since Quincey McAdoo did so against Liberty on Nov. 5, 2022 (Nov. 15) while his blocked punt was the first returned for a touchdown by Arkansas since 2009 … Collected a tackle in a loss to Mississippi State (Nov. 1) … Saw action in a loss to Auburn (Oct. 25) … Made one tackle in a loss to No. 4 Texas A&M (Oct. 18) … Saw game action in a loss at No. 12 Tennessee (Oct. 11) … Played in a loss to Notre Dame (Sept. 27) … Saw action at Memphis (Sept. 20) … Saw action in a loss at Ole Miss (Sept. 13) … Tallied three stops in a win over Arkansas State (Sept. 6) … Saw action in a season-opening win over Alabama A&M, making two tackles (Aug. 30).

2024 (FRESHMAN): Saw first game action in Liberty Bowl victory over Texas Tech (Dec. 27).

HIGH SCHOOL: A consensus three-star prospect according to 247Sports, Rivals, ESPN and On3 … Rated the No. 13 inside linebacker nationally and No. 5 overall prospect in Arkansas by ESPN … No. 41 linebacker in the country and No. 6 overall prospect in Arkansas according to Rivals … No. 44 linebacker nationally and No. 6 overall prospect in Arkansas by On3 … Played for head coach Neil Evans at Harding Academy … Helped Harding to a 15-0 record and an Arkansas Class 4A state title as a senior … Posted 77 total tackles, 13.0 tackles for loss, four sacks, one forced fumble and one fumble recovery as a senior … Also ran 18 times for 79 yards and eight touchdowns as a senior … Totaled 77 tackles, 12.0 tackles for loss, six sacks and one fumble recovery in 13 games as a senior … CHOSE ARKANSAS OVER: Auburn, Clemson, Florida State, Illinois, Mississippi State, Miami (Fla.), Oklahoma, Oklahoma State, Ole Miss, Tennessee, Texas, South Carolina, USC and others.

DEFENSIVE STATS

	GP/GS	UA	A	TOTAL	TFL	SACK	FF/FR	INT	QBH	PD
2024	1/0	0	0	0	0.0	0.0	0/0	0	0	0
2025	12/0	8	9	17	0.0	0.0	0/0	0	0	0
TOTAL	*13/0*	*8*	*9*	*17*	*0.0*	*0.0*	*0/0*	*0*	*0*	*0*





XADAVIEN SIMS

88

DL • 6-3 • 308 • R-So. • TR
Durant, Okla.
(Durant HS/Oregon)

AT OREGON

2025 (REDSHIRT FRESHMAN): Saw action in two games, making one tackle … Logged his lone tackle of the year vs. Oklahoma State (Sept. 6) and earned time vs. Minnesota (Nov. 14).

2024 (FRESHMAN): Appeared in two games during his first season, preserving his redshirt … Played one snap on defense against Michigan State (Oct. 4) and two against Maryland (Nov. 9).

HIGH SCHOOL: A consensus four-star recruit and a Top 275 prospect by 247Sports, the 247Sports Composite and ESPN … Rated as the No. 211 overall recruit by 247Sports and top recruit in Oklahoma … Ranked as the No. 27 defensive end prospect by ESPN … Rated as the top defensive lineman recruit in the state of Oklahoma by the 247Sports Composite … Invited to the Adidas All-American Bowl and Polynesian Bowl … Also threw the shot put and discus, winning the Oklahoma Class 5A state title in discus as a junior in 2023 with a throw of 161-10 … Attended Denison High School in Texas prior to his junior year … Chose Oregon over Arkansas, California, Colorado, Georgia Tech, Jackson State, Kansas, Miami, Michigan, Michigan State, Middle Tennessee State, Missouri, Nebraska, Oklahoma, Ole Miss, SMU, TCU, Texas, Texas A&M, Texas State, Texas Tech and Vanderbilt.

DEFENSIVE STATS

	GP/GS	UA	A	TOTAL	TFL	SACK	FF/FR	INT	QBH	PD
2024	2/0	0	1	1	0.0	0.0	0/0	0	0	0
2025	2/0	1	0	1	0.0	0.0	0/0	0	0	0
Total	*4/0*	*1*	*1*	*2*	*0.0*	*0.0*	*0/0*	*0*	*0*	*0*



AARON SMITH

65

OL • 6-6 • 288 • R-Jr. • SQ
Conway, Ark.
(Conway HS)

FALL SEC ACADEMIC HONOR ROLL (2024, 2025)

2025 (REDSHIRT SOPHOMORE): Did not see game action.

2024 (REDSHIRT FRESHMAN): Did not see game action.

2023 (FRESHMAN): Redshirted during his first season at Arkansas, playing in one game vs. Florida International (Nov. 18).

HIGH SCHOOL: Attended Conway High School in Conway, Ark. ... Joined the Razorbacks as a preferred walk-on ... CHOSE ARKANSAS OVER: Arkansas State, Air Force, Harvard, Dartmouth, Colorado State, Louisiana, UT-Martin, Columbia, Brown, UCA, Yale, Murray State and others.



CONNOR SMITH

41

P • 6-3 • 206 • Fr. • HS
Clintwood, Va.
(Ridgeview HS)

HIGH SCHOOL: A five-star prospect according to Kohl's Kicking ... Rated the No. 9 punter in the class of 2026 by Kohl's Kicking ... Attended Ridgeview High School in Clintwood, Va. ... Led Ridgeview to a 11-2 record as a senior in 2025 ... Scored 110.88 points in the pocket punting and hit some of the biggest punts at cam at the Kohl's 2025 Southern Spring Showcase with his biggest charted punt being 68 yards with 5.01 seconds of hang time ... Scored 10 points in the field goal charting and had a kickoff score of 106.70 while registering a punt of 50 yards with 5.26 seconds during the 2024 Kohl's Southern Showcase.



HUGH SMITH

63

OL • 6-5 • 305 • Fr. • HS
Missouri City, Texas
(Ridge Point HS)

HIGH SCHOOL: A consensus three-star prospect according to 247Sports, Rivals and ESPN ... Rated the No. 78 offensive tackle in the class of 2026 by ESPN and No. 92 interior offensive lineman by 247Sports ... Attended Ridgepoint High School in Missouri City, Texas ... Helped lead Ridge Point to an 11-1 record and 7-0 mark in district play in 2025 while blocking for 416.2 yards of total offense per game ... Tallied 25 pancake blocks in 2025 ... Primarily played left tackle for Ridge Point's 10-2 squad that reached Texas' 6A D-II postseason's second round, allowing no sacks in 12 games as a junior in 2024 ... Was part of a Ridge Point offense that averaged 404 yards per game while putting up 48.1 points a contest ... Also participated in track, registering marks of 36-7 in the shot put and 98-7 in the discus as a freshman in 2023 ... CHOSE ARKANSAS OVER: Arizona State, Boston College, Houston, Kansas, Kansas State, Memphis, Missouri, Oklahoma State, Ole Miss, Stanford, Vanderbilt and others.



JA'QUAVION SMITH

25

LB • 6-1 • 229 • Jr. • TR
Wingate, N.C.
(Forest Hill HS/Howard)

AT HOWARD

2025 (SOPHOMORE): Played in 12 games, making 49 tackles with 11 tackles for loss, 4.5 sacks, three forced fumbles and one fumble recovery ... Recorded at least one TFL in seven games, including a season-best three vs. Hampton ... Opened the season with seven tackles vs. Florida A&M (Aug. 30) and caught his first career pass for 11 yards ... Made three stops at Temple (Sept. 6) ... Registered three more tackles vs. Morehouse (Sept. 13) ... Recorded his best game of the season vs. Hampton (Sept. 20) with a season-high seven tackles, including career-bests with three tackles for loss and two sacks to go with a forced fumble ... Made two stops, including a tackle for loss, at Richmond (Sept. 27) ... Forced a fumble and made four stops with a tackle for loss at Sacred Heart (Oct. 11) ... Logged six tackles with a sack at Tennessee State (Oct. 18) ... Made four tackles with a tackle for loss vs. Morgan State (Oct. 25) ... Recorded a pair of tackles for loss to extend streak to six straight games with a tackle for loss vs. NC Central (Nov. 1), made three total tackles and blocked a kick ... Tallied one stop at South Carolina State (Nov. 8) ... Recorded four tackles at Delaware State (Nov. 15) ... Closed the season with five tackles, including 1.5 sacks and two TFLs vs. Norfolk State (Nov. 22).

2024 (FRESHMAN): Saw action in 10 games as a true freshman, recording 11 tackles with three tackles for loss and one sack ... Made his collegiate debut at Rutgers (Aug. 29), recording one tackle ... Logged one stop vs. Mercyhurst (Sept. 7) ... Registered his first career tackle for loss vs. Morehouse (Sept. 14) ... Made two tackles at Princeton (Sept. 28) and one tackle vs. Sacred Heart (Oct. 12) ... Recorded a season-best three tackles at Norfolk State (Oct. 26) with one tackle for loss ... Picked up his first career sack vs. Delaware State (Nov. 2) ... Made one stop in season finale at NC Central (Nov. 15).

DEFENSIVE STATS

	GP/GS	UA	A	TOTAL	TFL	SACK	FF/FR	INT	QBH	PD
2024 (HC)	10/0	7	4	11	3.0	1.0	0/0	0	1	0
2025 (HC)	12/11	26	23	49	11.0	4.5	3/1	0	2	4
TOTAL	*22/11*	*33*	*27*	*60*	*14.0*	*5.5*	*3/1*	*0*	*3*	*4*



JAKORE SMITH

33

LB • 6-0 • 205 • Fr. • HS
Bryant, Ark.
(Bryant HS)

HIGH SCHOOL: A consensus three-star prospect according to 247Sports, Rivals and ESPN ... Rated the No. 9 inside linebacker in the class of 2026 by ESPN, No. 37 linebacker in the class of 2026 by Rivals and No. 65 linebacker in the class of 2026 by 247Sports ... No. 5 overall prospect in Arkansas by Rivals, No. 6 overall prospect in Arkansas by ESPN and No. 11 overall prospect in Arkansas by 247Sports ... Attended Bryant High School in Bryant, Ark ... Led Bryant to a 13-0 record and a Class 7A State Championship ... Has recorded 60 tackles, one tackle for loss, three interceptions, three recovered fumbles and two defensive touchdowns as a senior at Bryant in 2025 ... Attended Parkview Arts and Science Magnet High School in Little Rock, Ark., through his junior season ... As a junior, helped Parkview Magnet

to a 13-1 record and a third consecutive Arkansas 5A state championship ... 5A All-State selection in 2024 ... Has clocked a 4.4 40-yard dash ... Had 65 tackles, 4 sacks, 4 tackles for loss, 4 quarterback hurries, 2 forced fumbles, 2 recovered fumbles with one for a score and a blocked punt as a sophomore in 2023 to help the Patriots to a second consecutive Class 5A state title ... CHOSE ARKANSAS OVER: Alabama, Florida State, Georgia Tech, Kansas State, Michigan, Mississippi State, Missouri, Nebraska, Notre Dame, Oklahoma, Oklahoma State, Ole Miss, Tennessee, UCF and others.



SUTTON SMITH

5

RB • 5-9 • 196 • R-Sr. • TR
Marietta, Ga.
(Walton HS/Memphis)

AT MEMPHIS

2025 (REDSHIRT JUNIOR): Produced his best season-to-date, playing in 12 games and running for 669 yards and seven touchdowns on 102 carries while adding 20 receptions for 109 yards, 155 yards on five kick returns and 125 yards on 15 punt returns for a total of 1,058 total yards ... Placed on Doak Walker Award preseason watch list ... Picked up 60 yards on nine carries and scored a touchdown in season-opening win vs. Chattanooga (Aug. 30) ... Caught a season-high four passes for 43 yards and ran for 74 yards on 14 carries at Georgia State (Sept. 6) ... Carried the ball a season-high 18 times and produced his first 100-yard game of the season 113 yards at Troy (Sept. 13) scoring a season-high two touchdowns ... Ran wild in win over Arkansas (Sept. 20), rushing for a career-best 147 yards with one TD – his fifth in four games – on 12 carries ... Rushed for 26 yards on seven touches at Florida Atlantic (Sept. 27) ... Scored his sixth touchdown of the season vs. Tulsa (Oct. 4), running for 34 yards on 10 attempts ... Returned a kick 99 yards for a touchdown at UAB (Oct. 18), adding 26 yards on five carries ... Carried the ball 10 times for 35 yards in win over South Florida (Oct. 25) ... Caught two passes for 11 yards at Rice (Oct. 31) ... Gained 20 yards on two carries and caught a pair of passes for 12 yards vs. Tulane (Nov. 7) ... Notched his third 100-yard game of the season with 109 yards on just seven carries at East Carolina (Nov. 15) ... Ran six times for 25 yards vs. Navy (Nov. 27) in regular season finale.

2024 (JUNIOR): Redshirted after suffering a season-ending injury ... Played in one game, carrying the ball three times for seven yards vs. North Alabama (Aug. 31) ... Named to Phil Steele's Preseason First-Team All-AAC team as a kick returner and was on Paul Hornung Award preseason watch list.

2023 (SOPHOMORE): Started two games and played in all 13 for a Memphis team that went 10-3 with a win over Iowa State in the AutoZone Liberty Bowl ... Burst out of the gate in the season-opener vs. Bethune-Cookman (Sept. 2), rushing for a career-best 115 yards and two touchdowns on 18 carries ... Caught two passes for 26 yards and added five yards on the ground at Arkansas State (Sept. 9) ... Returned one kick for 17 yards and four times for seven yards vs. Navy (Sept. 14) ... Gained 15 yards on two carries and caught one pass for five yards vs. Missouri (Sept. 23) ... Accounted for 28 total yards vs. Boise State (Sept. 30), rushing for five yards, catching one pass for five yards and returning one kick for 16 yards ... Ran for 22 yards on four carries vs. Tulane (Oct. 13), caught two passes for nine yards and returned two kicks for 55 yards ... Gained 70 yards on three kick returns and added 21 rushing yards on four carries at UAB (Oct. 21) ... Ran for 59 yards on nine touches at North Texas (Oct. 28) ... Racked up 86 yards on three kick returns vs. South Florida (Nov. 4) ... Posted a career-best 111 kick return yards on four returns at Charlotte (Nov. 11) ... Carried the ball twice for seven yards vs. SMU (Nov. 18), adding one catch for nine yards and two kick returns for 30 yards ... Matched his season-best with three receptions at Temple (Nov. 24) gaining 31 yards and running for 19 yards on six attempts to go with 60 yards on two kick returns ... Caught two passes for a career-high 45 yards while adding 64 kick return yards and 22 rushing yards for 131 total yards in Liberty Bowl victory over Iowa State (Dec. 29).

2022 (FRESHMAN): Played in 10 games as a true freshman, rushing for 135 yards on 29 carries, catching four passes for 58 yards and returning three kickoffs for 50 yards ... Named to AAC All-Academic Team ... Made his collegiate debut vs. Arkansas State (Sept. 17), running three times for 21 yards ... Produced 116 total yards at No. 25 Tulane, running for 28 yards, catching two passes for 38 yards and returning three kicks for 50 yards ... Scored his first career touchdown vs. North Alabama (Nov. 19), running for 55 yards on seven carries while adding one reception for 14 yards ... Carried the ball four times for 11 yards and a score at SMU (Nov. 26) ... Ran six times for 20 yards vs. Utah State in First Responder Bowl (Dec. 27).

HIGH SCHOOL: Three-star prospect and ranked the No. 96 overall athlete in the state of Georgia at George Walton HS ... Played in GMSAA All-Star game ... As a senior, ran for 748 yards on 140 carries with 15 touchdowns while adding 363 receiving yards.

RUSHING STATS

	GP/S	ATT	YDS	AVG/G	TD	LG
2022 (MEM)	10/1	29	135	13.5	2	15
2023 (MEM)	13/2	63	305	23.5	2	26
2024 (MEM)	1/1	3	7	7.0	0	6
2025 (MEM)	12/4	102	669	55.8	7	84
TOTAL	*36/8*	*197*	*1116*	*31.0*	*11*	*84*

RECEIVING STATS

	GP/S	REC	YDS	AVG/C	TD	LG
2022 (MEM)	10/1	4	58	14.5	0	24
2023 (MEM)	13/2	18	152	8.4	2	48
2024 (MEM)	1/1	2	13	6.5	0	8
2025 (MEM)	12/4	20	109	5.5	0	39
TOTAL	*36/8*	*44*	*332*	*7.5*	*2*	*48*

KICK RETURN STATS

	GP/GS	ATT	YDS	AVG/G	TD	LG
2022 (MEM)	10/1	3	50	5.6	0	22
2023 (MEM)	13/2	21	509	39.2	0	78
2024 (MEM)	1/1	0	0	0.0	0	0
2025 (MEM)	12/4	5	155	12.9	1	99
TOTAL	*34/8*	*29*	*714*	*21.0*	*1*	*99*

PUNT RETURN STATS

	GP/GS	ATT	YDS	AVG/G	TD	LG
2022 (MEM)	10/1	0	0	0.0	0	0
2023 (MEM)	13/2	0	0	0.0	0	0
2024 (MEM)	1/1	0	0	0.0	0	0
2025 (MEM)	12/4	15	125	10.4	0	34
TOTAL	*34/8*	*15*	*125*	*10.4*	*0*	*34*





STEVEN SOLES JR.

35

LB • 6-2 • 237 • Jr. • TR
Powell, Tenn.
(Powell HS/Kentucky)

AT KENTUCKY

2025 (SOPHOMORE): Played in 11 games, recording 11 tackles with 4.5 tackles for loss and 3.5 sacks and two forced fumbles ... Tied for team lead with 3.5 sacks ... Started the season with a bang, recording two sacks and forcing two fumbles in season opener vs. Toledo (Aug. 30) ... Made two tackles vs. Ole Miss (Sept. 6) ... Recorded two tackles, including a sack, vs. Texas (Oct. 18) ... Notched a tackle with a half tackle for loss at Auburn (Nov. 1) ... Registered two quarterback hurries vs. Florida (Nov. 8) ... Made one stop vs. Tennessee Tech (Nov. 15) and two more tackles in season finale vs. Louisville (Nov. 29).

2024 (FRESHMAN): Saw action in 11 games, making five tackles with two tackles for loss and one sack ... Recorded his first career sack vs. South Carolina (Sept. 7) ... Made one stop vs. Ohio (Sept. 21) ... Logged a pair of tackles, including one TFL, at Florida (Oct. 19) ... Tallied one tackle vs. Murray State (Nov. 16).

HIGH SCHOOL: A consensus three-star prospect ... ESPN ranked him as the No. 70 linebacker nationally and No. 21 overall player in Tennessee ... Four-year starter at Powell HS ... As a senior, recorded 66 tackles, eight tackles for loss, seven sacks and 38 quarterback hurries, all team highs ... Added one interception, one fumble recovery and blocked one punt and one field goal ... Helped his team reach the Tennessee Division I Class 5A quarterfinals, finishing 9-4 ... Named the Class 5A Region 2 Most Valuable Player, The Knoxville Focus and Coaches Poll Player of the Year and a semifinalist for Class 5A Mr. Football in 2023 ... Chose Kentucky over offers from Alabama, Miami and Tulane.

PERSONAL: Son of Antonia Whitmore and Steven Soles Sr. ... Has four siblings: Shamiyah Whitmore, Markise Witt Jr., Key'Juan Witt and Shemar Soles.

DEFENSIVE STATS

	GP/GS	UA	A	TOTAL	TFL	SACK	FF/FR	INT	QBH	PD
2024 (UK)	11/0	4	1	5	2.0	1	0/0	0	1	0
2025 (UK)	11/0	8	3	11	4.5	3.5	2/0	0	3	2
TOTAL	*22/0*	*12*	*4*	*16*	*6.5*	*4.5*	*2/0*	*0*	*4*	*2*



CARTER STOUTMIRE

13

DB • 5-11 • 216 • Sr. • TR
Plano, Texas
(Prestonwood Christian HS/Colorado)

AT COLORADO

2025 (JUNIOR): Played in eight games during the 2025 season, starting in seven ... Missed four games due to injury ... Finished the season with 38 total tackles, 23 unassisted tackles, five pass breakups, two quarterback hurries, and one forced fumble ... Contributed 42 snaps on three different units: kickoff, punt return, and field goal block.

2024 (SOPHOMORE): Played in all 13 games during the 2024 season, starting seven split between two positions ... First three starts of the season came at safety filling in for Shilo Sanders ... Started the last four games of the season at nickel for Preston Hodge ... Finished the season with the sixth most total tackles on the team with 42, seven pass breakups, six third down stops, two quarterback hurries, one forced fumble, one tackle for zero, and half a tackle for loss ... Played the fourth most special teams plays on the team with 167 on five different special teams groups: kickoff return, kickoff, punt return, punt coverage, and field goal block.

2023 (FRESHMAN): Played in nine games in 2023, starting in one of them ... Started his first college game against Arizona State ... Recorded 11 total tackles and a TFL ... Tallied a season-high six total tackles against Stanford .. Blocked a kick in the win against Arizona State on 10/7/23.

HIGH SCHOOL: Three-star prospect by the recruiting services ... On3 ranks him as the No. 70 cornerback nationally and the No. 91 player from Texas ... ESPN ranks him as the No. 80 cornerback in the nation and No. 144 player from Texas ... 247 Sports ranks him the No. 107 cornerback in the class and No. 155 player from Texas ... 247 Composite has him as the No. 706 player nationally, No. 73 cornerback in the class and No. 113 player from Texas ... On3 Consensus ranked him at No. 857 in the nation, No. 85 cornerback in the class and No. 150 player from Texas ... Played four years of varsity at PCHS under coach Donnie Yantis ... He helped the Lions to a 29-15 record in four years and finished his career with 78 tackles, 5.5 for a loss with nine interceptions, 16 pass breakups, one quarterback hurry and one forced fumble ... Offensively in his career, he has two receptions for 11 yards and two rushes for 21 yards, while also returning his interceptions for a combined 120 yards and three kickoffs for 73 yards giving him 225 all-purpose yards ... Senior season PCHS was 9-3 and he had 41 tackles, six interceptions, eight pass breakups, one forced fumble, one sack and 3.5 tackles for loss ... Returned two of his interceptions for touchdowns and had one reception for five yards on offense ... Junior season, PCHS was 7-5 and he had 19 tackles, two interceptions, one of which he returned for a touchdown, six pass breakups, one tackle for loss, adding one reception for six yards and an 18-yard rush on offense ... In his COVID-shortened sophomore season, PCHS was 4-4 and he had 16 tackles, one interception, one tackle for loss and two pass breakups and added one rush for three yards ... Also competes in track & field at PCHS, and placed fourth in the TAPPS state championships as a junior with a jump of 21-5.25, and he was a member of two state title relay teams, the 4x100 and 4x200 meter teams. His PR long jump is 21-11.5 which he did as a sophomore ... Father (Omar) played at Fresno State from 1993-96 and in the NFL from 1997-2007.

DEFENSIVE STATS

	GP/GS	UA	A	TOTAL	TFL	SACK	FF/FR	INT	QBH	PD
2023 (CU)	9/1	11	0	11	1.0	0	0/0	0	0	0
2024 (CU)	10/4	33	10	43	0.5	0	1/0	0	2	7
2025 (CU)	6/5	23	15	38	0.0	0	1/0	0	2	5
TOTAL	*25/10*	*67*	*25*	*92*	*1.5*	*0*	*2/0*	*0*	*4*	*12*



DAI'SHAUN THOMAS

81

WR • 5-10 • 174 • Jr. • TR
Houston, Texas
(McEachern HS/Kennesaw St.)

AT MARY HARDIN-BAYLOR

2025 (REDSHIRT SOPHOMORE): Did not play in any games.

AT KENNESAW STATE

2024 (RESHIRT FRESHMAN): Did not play in any games.

AT BERRY COLLEGE

2023 (FRESHMAN): Redshirt season ... Saw action in four games ... Did not record any stats.

HIGH SCHOOL: Attended McEachern High School in Powder Springs, Georgia.



CADE TROTTER

10

QB • 6-1 • 189 • R-So. • TR
Dallas, Texas
(Highland Park HS/Clemson)

AT CLEMSON

2025 (REDSHIRT FRESHMAN): Contributed in a scout team role.

2024 (FRESHMAN): Redshirted as a true freshman in 2024.

HIGH SCHOOL: Attended Highland Park High School in Dallas, Texas, playing for head coach Randy Allen.



BRADLEY UME-EZEOKE

38

DB • 5-10 • 170 • Fr. • HS
Flower Mound, Texas
(Marcus HS)

HIGH SCHOOL: Saw action in eight games as a senior in 2025 ... Registered 18 tackles, including 10 solo stops in addition to an interception, a fumble recovery and four pass breakups ... Helped lead Marcus to a 5-4 overall record.



REGINALD VAUGHN

94

DL • 6-2 • 301 • R-Fr. • RS
Brandon, Miss.
(Hartfield Academy)

2025 (FRESHMAN): Redshirted ... Played in two games ... Collected two tackles, including one tackle for loss ... Saw action in the regular season finale against Missouri (Nov. 29) ... Saw first collegiate action in a season-opening win over Alabama A&M, making two tackles, including a tackle for loss (Aug. 30).

HIGH SCHOOL: A four-star prospect according to ESPN ... Three-star prospect by 247Sports, Rivals and On3 ... ESPN 300 (No. 287) prospect ... Rated the No. 287 overall prospect in the class of 2025 according to ESPN ... No. 22 defensive tackle in the class of 2025 and No. 11 overall prospect in Mississippi by ESPN ... No. 34 defensive tackle in the class of 2025 and No. 15 overall prospect in Mississippi according to Rivals ... No. 41 defensive lineman in the class of 2025 and No. 11 overall prospect in Mississippi by 247Sports ... Attended Hartfield Academy in Flowood, Miss. ... Invited to participate in 2024 U.S. Army All-American Bowl ... Tallied 59 total tackles, including nine for loss, in addition to eight sacks, a pass deflection, five forced fumbles and a fumble recovery in 2024 while leading the Hawks to a 12-2 record and a Mississippi 6A MAIS State Championship ... Registered 80 tackles, amassing 20 for loss and 10 sacks as a junior ... Transferred to Hartfield Academy ahead of his junior season ... Named MVP of the MAIS Futures Game in 2022 ... Participated in the FBU Freshman All-American Bowl and totaled 53 tackles and seven sacks as a freshman in 2021 ... Also plays basketball and participates in track ... CHOSE ARKANSAS OVER: Auburn, Florida, Georgia, Georgia Tech, Indiana, LSU, Mississippi State, Ole Miss, Penn State, Tennessee, Texas and others.

DEFENSIVE STATS

	GP/GS	UA	A	TOTAL	TFL	SACK	FF/FR	INT	QBH	PD
2025	2/0	2	0	2	1.0	0.0	0/0	0	0	0
TOTAL	*2/0*	*2*	*0*	*2*	*1.0*	*0.0*	*0/0*	*0*	*0*	*0*



CHARLIE VON DER MEDEN

46

K • 6-0 • 183 • R-So. • SQ
Tomball, Texas
(Tomball HS)

2025 FIRST-YEAR SEC ACADEMIC HONOR ROLL

2025 (REDSHIRT FRESHMAN): Attempted an onside kick in a loss to No. 4 Texas A&M (Oct. 18).

2024 (FRESHMAN): Kicked off three times for 192 yards (62.0 avg.) while tallying a pair of touchbacks in a season-opening win over Arkansas-Pine Bluff (Aug. 29).

HIGH SCHOOL: Rated a five-star kicker and No. 12 kicker in the nation by Kohl's Kicking ... Kicked and punted at Tomball HS.

KICKING STATS

	GP/GS	MADE	ATT	LG	PCT
2024	1/0	0	0	0	0.0
2025	1/0	0	0	0	0.0
TOTAL	*2/0*	*0*	*0*	*0*	*0.0*



JAMONTA WALLER

11

LB • 6-1 • 237 • R-So. • TR
Picayune, Miss.
(Memorial HS/Auburn)

AT AUBURN

2025 (REDSHIRT FRESHMAN): Did not see action.

2024 (FRESHMAN): Saw action in two games before a season-ending foot injury wiped out his freshman season, leading to a redshirt ... Recorded one tackle vs. Alabama A&M (Aug. 31) in his collegiate debut.

HIGH SCHOOL: A five-star recruit according to ESPN, who was ranked as the No. 1 prospect in Mississippi by 247Sports and ESPN ... Earned MHSAA/MAC Class 6A Mr. Football as a senior after leading Memorial HS back to the state finals following back-to-back state championships ... As a senior, made 69 tackles with nine sacks, 22 TFLs, two forced fumbles and a blocked punt ... Played in Alabama-Mississippi All-Star Game ... Earned First-Team All-State and was named to Clarion-Ledger Dandy Dozen ... Named an Under Armour All-American ... As a junior, recorded 106 tackles, 24 tackles for loss, 11.5 sacks with one forced fumble and two fumble recoveries ... Also lettered in basketball.

PERSONAL: Son of Juanita Waller ... Has one brother, Ricardo, and one sister, Jasmine.

DEFENSIVE STATS

	GP/GS	UA	A	TOTAL	TFL	SACK	FF/FR	INT	QBH	PD
2024 (AUB)	2/0	1	1	2	0	0	0/0	0	0	0
2025 (AUB	0/0	0	0	0	0	0	0/0	0	0	0
Total	*2/0*	*1*	*1*	*2*	*0*	*0*	*0/0*	*0*	*0*	*0*



JELANI WATKINS

13

WR • 5-10 • 163 • R-So. • TR
LaPlace, La.
(Atascocita HS/LSU)

AT LSU

2025 (REDSHIRT FRESHMAN): Saw action in three games ... Caught two passes for a total of 21 yards in a win over Southeastern Louisiana (Sept. 20) ... Also saw action against Vanderbilt (Oct. 18) and Oklahoma (Nov. 29).

2024 (FRESHMAN): Redshirted as a true freshman in 2024 ... Appeared in 2 games, seeing action against Nicholls and South Carolina ... Did not record any statistics.

HIGH SCHOOL: Rated with 4-stars in the On3 composite and ranked No. 207 nationally, No. 35 at his position and No. 37 overall in the state of Texas ... Ranked as high as No. 5 nationally at wide receiver by ESPN and No. 98 overall ... Dual sport athlete who also excelled in track and field ... Two-time Texas UIL 6A 200-meter state champion ... Won the titles as both a sophomore and junior ... Claimed the title in 2023 with a 20.54 time, .32 seconds faster than the second-place finisher ... Ran the anchor on Klein's state champion 4x100 relay team ... Born in Louisiana but moved to Texas as a child ... Clocked at 10.27 in the 100 ... Plans to also run track at LSU ... Played final season of high school football at Atascocita after transferring from Klein High School ... Older brother Monte Watkins plays running back at New Mexico State.

PERSONAL: Joined the LSU track team in January of 2025 as a dual sport athlete for the Tigers ... Made an immediate impact on the track, earning SEC Freshman of the Week honors in just his second meet ... Runs the 60 and 200-meters indoors ... Clocked at 6.63 in the 60-meter at the New Mexico Collegiate, which tied for seventh-fastest time in school history ... Turned in a 20.85 time in the 200-meters at the same meet.

RECEIVING STATS

	GP/S	REC	YDS	AVG/C	TD	LG
2024 (LSU)	2/0	0	0	0.0	0	0
2025 (LSU)	3/0	2	21	10.5	0	15
TOTAL	*5/0*	*2*	*21*	*10.5*	*0*	*15*



JOSEPH WHITT

48

LB • 6-0 • 210 • R-So. • SQ
Prosper, Texas
(Prosper HS)

2025 (REDSHIRT FRESHMAN): Saw action in a season-opening win over Alabama A&M (Aug. 30).

2024 (FRESHMAN): Redshirted ... Did not see game action.

HIGH SCHOOL: Played for head coach Tyler Moore at Prosper High School in Prosper, Texas.

DEFENSIVE STATS

	GP/GS	UA	A	TOTAL	TFL	SACK	FF/FR	INT	QBH	PD
2024	0/0	0	0	0	0.0	0.0	0/0	0	0	0
2025	1/0	0	0	0	0.0	0.0	0/0	0	0	0
TOTAL	*1/0*	*0*	*0*	*0*	*0.0*	*0.0*	*0/0*	*0*	*0*	*0*



DONOVAN WHITTEN

52

DL • 6-3 • 252 • R-Jr. • 1L
Arkadelphia, Ark.
(Arkadelphia HS)

FALL SEC ACADEMIC HONOR ROLL (2024, 2025)

2025 (REDSHIRT SOPHOMORE): Played in all 12 games, appearing primarily on special teams ... Saw action in the regular season finale against Missouri (Nov. 29) ... Played on special teams in a loss at No. 17 Texas (Nov. 22) ... Saw action in a loss at LSU (Nov. 15) ... Saw action in a loss to Mississippi State (Nov. 1) ... Saw action in a loss to Auburn (Oct. 25) ... Played during a loss to No. 4 Texas A&M (Oct. 18) ... Saw game action in a loss at No. 12 Tennessee (Oct. 11) ... Played in a loss to Notre Dame (Sept. 27) ... Saw action at Memphis (Sept. 20) ... Appeared in a win over Arkansas State (Sept. 6) ... Saw action primarily on special teams in a season-opening win over Alabama A&M (Aug. 30).

2024 (REDSHIRT FRESHMAN): Did not see game action

2023 (FRESHMAN): Moved from linebacker to defensive line during the spring after redshirting during his first season.

HIGH SCHOOL: Attended Arkadelphia High School in Arkadelphia, Ark. ... Joined the Razorbacks as a preferred walk-on ... Played quarterback in high school and earned All-State honors after completing 183 of 291 passes for 2,793 yards and 44 scores as a senior ... Also totaled 483 rushing yards on 95 attempts with six touchdowns as a senior, leading Arkadelphia to the Arkansas Class 4A state semifinals ... Completed 211 of 326 passes for 3,605 yards and 43 touchdowns as a junior ... Tallied 115 rushes for 682 yards and six scores during junior season ... Also competed in baseball and wrestling at Arkadelphia HS.



BRYANT WILLIAMS

64

OL • 6-7 • 335 • R-Sr. • TR
Lake Charles, La.
(Grand Lake HS/Louisiana)

AT LOUISIANA

2025 (REDSHIRT JUNIOR): Started 11 games and did not allow a sack ... Led the Ragin Cajuns to a 6-6 overall record in the regular season ... Was part of an offensive line that blocked for 344.8 yards per game ... Helped Louisiana rank 31st nationally in rushing yards per game with 183.2 a contest.

2024 (REDSHIRT SOPHOMORE): Played in 12 games, starting games against Grambling (8/31), Troy (11/23) and ULM (11/30) ... graded out at 90 percent or better in seven games during the season, highlighted by a 100-rating in 41 snaps against South Alabama (11/16) ... graded at 97-percent against Arkansas State (11/9) and 91 percent at ULM (11/30) ... part of an offensive line that ranked fifth nationally in fewest tackles for loss allowed (3.58 per game), 18th in total offense, and 44th in rushing offense.

2023 (REDSHIRT FRESHMAN): Participated in all 13 games in his inaugural season with the Ragin' Cajuns ... played primarily on the team's PAT protection before earning his first career start against Jacksonville State (Dec. 16) in the R+L Carriers New Orleans Bowl ... saw action on the offensive line in games against Northwestern State (Sept. 2), UAB (Sept. 16), Minnesota (Sept. 30), Troy (Nov. 18), ULM (Nov. 25) and Jax State.

2022 (FRESHMAN): Injured in preseason camp and missed the entire season ... earned a redshirt.

HIGH SCHOOL: Listed as a three-star and the No. 55 prospect in Louisiana by 247Sports.com ... Tabbed a First Team All-District performer and was nominated to participate in the I-10 Bowl following his senior season ... Helped his team to a deep run in the 2021 state playoffs ... Earned LSWA Class 1A All-State honors as a junior at Grand Lake ... Finished as a runner-up in the state title game ... Also played defensive line and threw shot put in high school ... Picked the Ragin' Cajuns over Colorado and Tulane.



IAN WILLIAMS

23

DB • 5-10 • 198 • So. • TR
Cartersville, Ga.
(Cass HS/Memphis)

AT MEMPHIS

2025 (FRESHMAN): Played in 13 games as a true freshman, making six tackles ... Made his collegiate debut vs. Chattanooga (Aug. 30) ... Recorded his first tackle at Georgia State (Sept. 6) ... Added single stops at Troy (Sept. 13), vs. Arkansas (Sept. 20), ... at Florida Atlantic (Sept. 27), at Rice (Oct. 31) and at East Carolina (Nov. 15).

HIGH SCHOOL: Three-star recruit out of Cass HS ... Ranked the No. 74 safety in the country and No. 102 player in the state of Georgia ... Chose Memphis over Georgia Tech, Pitt, Rutgers and others.

DEFENSIVE STATS

	GP/GS	UA	A	TOTAL	TFL	SACK	FF/FR	INT	QBH	PD
2025 (MEM)	13/0	3	3	6	0.0	0	0/0	0	0	0
TOTAL	*13/0*	*3*	*3*	*6*	*0.0*	*0*	*0/0*	*0*	*0*	*0*



JEREMIAH WILLIAMS

36

DB • 5-10 • 175 • R-Sr. • TR
Dallas, Texas
(Bishop Lynch HS/Rice)

C-USA COMMISSIONER'S HONOR ROLL (2023)
AMERICAN CONFERENCE ALL-ACADEMIC (2024, 2025)

AT RICE

2025 (REDSHIRT JUNIOR): Saw action on three defensive snaps in the Armed Forces Bowl.

2024 (REDSHIRT SOPHOMORE): Saw action in three games on special teams (Charlotte, UAB and USF) but did not record any stats.

2023 (REDSHIRT FRESHMAN): Did not see action.

2022 (FRESHMAN): Did not see action in his first season with the Owls.

HIGH SCHOOL: Honorable Mention TAPPS All-District 1 as a senior for coach Brandon Moats as the Friars reached the state title game ... Three-year starter and team captain as a senior ... Special teams MVP ... Credited with 44 tackles, seven PBUs, two interceptions and forced fumbles on defense while returning a pair of kicks for touchdowns and also scoring three times on 10 receptions on offense ... Standout in track as well ... Captured the TAPPS state title in the 110 hurdles as a junior and finished second as a senior while also finishing second in the long jump, third in the 300-meter hurdles, and running a leg on the Friars' 4x200 relay which finished third ... Academic All-State in both football and track ... Pan-Africa Club.

PERSONAL: Full Name: Jeremiah Williams ... Born: April 2 at Dallas, Texas ... Parents: Dexter Williams and Sheniqua Parker.

DEFENSIVE STATS

	GP/GS	UA	A	TOTAL	TFL	SACK	FF/FR	INT	QBH	PD
2024 (RU)	3/0	0	0	0	0.0	0.0	0/0	0	0	0
2025 (RU)	1/0	0	0	0	0.0	0.0	0/0	0	0	0
TOTAL	*4/0*	*0*	*0*	*0*	*0.0*	*0.0*	*0/0*	*0*	*0*	*0*



KYNDRICK WILLIAMS

19

DB • 6-1 • 188 • Fr. • HS
Fayetteville, Ark.
(Fayetteville HS)

HIGH SCHOOL: A consensus three-star prospect according to 247Sports, Rivals and ESPN ... Rated the No. 69 safety in the class of 2026 by ESPN and No. 78 safety in the class of 2026 by Rivals ... No. 11 overall prospect in Arkansas by ESPN, No. 12 overall prospect in Arkansas by Rivals and No. 13 overall prospect in Arkansas by 247Sports ... Attended Fayetteville High School in Fayetteville, Ark. ... Tallied 37 total tackles, including five pass breakups, one interception and an onside-kick recovery as a senior ... Clocked 4.48 seconds in the 40-yard dash, a vertical jump of 38 inches and a bench press of 275 pounds ... CHOSE ARKANSAS OVER: UNLV and others.



COLTON YARBROUGH

40

DL • 6-5 • 262 • Fr. • HS
Caddo, Okla.
(Durant HS)

HIGH SCHOOL: Four-star prospect according to 247Sports ... Three-star prospect by Rivals and ESPN ... Rated the No. 40 edge rusher in the class of 2026 by 247Sports ... No. 5 overall prospect in Oklahoma by 247Sports and ESPN, and No. 14 overall prospect in Oklahoma by Rivals ... Attended Durant High School in Durant, Okla. .. Tallied 45 total tackles, four quarterback hurries and five tackles for loss as a senior in 2025 ... Ranked No. 5 on the Oklahoman's Super 30 list, representing the top high school players in the state ahead of the 2025 season ... Also ran track ... Posted 100-meter times of 11.81 and 11.92 while long jumping 19-7 as a freshman in 2023 ... CHOSE ARKANSAS OVER: Arizona State, Cal, Colorado, Georgia, Houston, Kansas, Kansas State, LSU, Miami, Michigan State, Oklahoma State, Oregon, Penn State, TCU, Tennessee, USC, Vanderbilt, Washington State and others.



KEVIN YOUNG

23

RB • 5-11 • 218 • Fr. • HS
Forrest City, Ark.
(Forrest City HS)

HIGH SCHOOL: Rushed 179 times for 2,022 yards and 29 touchdowns as a senior in 2025 ... Also completed 30 of 45 passes for seven touchdowns ... Earned all-state honors as a senior ... Rushed for 1,280 yards and 15 touchdowns as a junior while averaging 9.01 yards per carry in addition to catching 14 passes for 76 yards and a touchdown ... Also ran track and field and was a Arkansas 4A 100-meter state qualifier as a junior ... Ran an 11.17 in the 100 meters while also competing in the 200 meters (23.67 PR), long jump (21-5 season-best), and shot put (41-3 PR), per MileSplit ... CHOSE ARKANSAS OVER: Vanderbilt, Missouri, Kansas State, and others.



TUCKER YOUNG

72

OL • 6-5 • 310 • Fr. • HS
Hot Springs, Ark.
(Lakeside HS)

HIGH SCHOOL: A consensus three-star prospect according to 247Sports, Rivals and ESPN ... Rated the No. 12 overall prospect in Arkansas by ESPN and No. 15 overall prospect in Arkansas by 247Sports and Rivals ... Attended Lakeside High School in Hot Springs, Ark ... Also competed in track and field ... Named a finalist for the 2025 Willie Roaf Award, presented to the top high school offensive lineman in the state of Arkansas ... Led Lakeside to a 10-3 record and 5-1 mark in district play as a senior ... Paved way for 5,432 yards of total offense including an average of 417.9 yards per game in 2025 ... Started every game at left tackle as a junior in 2024, leading the Rams to a 10-3 overall record, including a 6-1 mark in conference play ... Blocked for an offense that averaged 198.8 passing yards and 215 rushing yards per contest as a junior ... Reports a bench press of 365 pounds, a squat of 515 pounds and a time of 5.1 seconds in the 40-yard dash ... CHOSE ARKANSAS OVER: Memphis and others.

GAME 1: ALABAMA A&M

Alabama A&M (0-1) **7**
Arkansas (1-0) **52**

SCORING SUMMARY

	1	2	3	4		FINAL
Alabama A&M	7	0	0	0	-	7
Arkansas	10	21	14	7	-	52

QTR.	TEAM	SCORING PLAY
1st	ARK	C.Brown 16-yd pass from T.Green (S.Starzyk kick), 9-73, 04:51
1st	AAMU	M.Edwards 6-yd rush (V.Barbosa kick), 7-75, 03:35
1st	ARK	S.Starzyk 53-yd FG, 6-33, 02:45
2nd	ARK	R.Sharpe 35-yd pass from T.Green (S.Starzyk kick), 9-75, 02:55
2nd	ARK	J.Brown 5-yd pass from T.Green (S.Starzyk kick), 6-65, 02:20
2nd	ARK	O.Blake 6-yd pass from T.Green (S.Starzyk kick), 6-59, 00:59
3rd	ARK	C.Brown 14-yd pass from T.Green (S.Starzyk kick), 6-66, 03:08
3rd	ARK	A.Paaske 5-yd pass from T.Green (S.Starzyk kick), 12-65, 06:08
4th	ARK	M.Washington 27-yd pass from K.Jackson (S.Starzyk kick), 3-61, 00:54

TEAM STATISTICS

	AAMU	ARK		AAMU	ARK
FIRST DOWNS	12	29	Punts (Number-Avg)	9-44.7	4-45.5
RUSHES-YARDS (NET)	26-69	40-194	Fumbles-Lost	3-2	1-0
PASSING YDS (NET)	166	358	Penalties-Yards	7-42	3-20
Passes Comp-Att-Int	15-29-0	26-36-0	Possession Time	26:21	33:39
TOTAL OFFENSE PLAYS-YARDS	55-235	76-552	Third-Down Conversions	1-12	9-14
Fumble Returns-Yards	0-0	0-0	Fourth-Down Conversions	0-0	0-0
Punt Returns-Yards	1-5	5-28	Red-Zone Scores-Chances	1-1	5-5
Kickoff Returns-Yards	3-53	2-53	Sacks By: Number-Yards	2-12	2-14
Interception Returns-Yards	0-0	0-0			



QB TAYLEN GREEN tossed a career-high six touchdowns to five different receivers in the season-opening win to go along with 322 yards on 24-of-31 passing.

August 30, 2025 | Fayetteville, Ark.
Donald W. Reynolds Razorback Stadium | Time: 3:15 | Attendance: 70,827
TV: SECN > Dave Neal (PBP), Fozzy Whittaker (Analyst), Morgan Uber (Reporter)

ALABAMA A&M

RUSHING	ATT	GAIN	LOST	NET	TD	LONG	AVG
Kaden Dixon	5	37	0	37	0	11	7.4
Isaiah Nkokenkwo	8	36	2	34	0	20	4.2
Maurice Edwards	6	30	0	30	1	7	5.0
Cornelious Brown	2	2	6	-4	0	2	-2.0
Ryan Morrow	3	0	8	-8	0	0	-2.7
Eric Handley	2	0	20	-20	0	0	-10.0
Totals	*26*	*105*	*36*	*69*	*1*	*20*	*2.7*

PASSING	COMP	ATT	INT	YARDS	TD	LONG	SACKS
Cornelious Brown	9	19	0	130	0	26	1
Eric Handley	6	10	0	36	0	18	1
Totals	*15*	*29*	*0*	*166*	*0*	*26*	*2*

RECEIVING	TARGETS	NO.	YARDS	YAC	TD	LONG
Travaunta Abner	5	3	49	23	0	26
Jordan Chambers-Smith	2	2	31	8	0	18
Donovan Payne	3	2	20	20	0	18
Jarvis Davis	2	2	12	13	0	8
Ryan Morrow	2	1	18	21	0	18
Daveon Walker	1	1	15	5	0	15
Franck Pierre	4	1	11	4	0	11
Isaiah Nkokenkwo	1	1	5	2	0	5
Andre Craig	2	1	4	0	0	4
Kaden Dixon	1	1	1	1	0	1
Myles Parker	2	0	0	0	0	0
Ty'Jarian Williams	1	0	0	0	0	0
Mekhi Maddox	3	0	0	0	0	0
Totals	*29*	*15*	*166*	*97*	*0*	*26*

PUNTING	NO.	YARDS	AVG.	LONG	I20	TB
Robert Cole	9	402	44.7	51	1	1

FIELD GOALS	MADE	ATT	LONG	KICKS
–				

ARKANSAS

RUSHING	ATT	GAIN	LOST	NET	TD	LONG	AVG
Mike Washington Jr.	9	79	0	79	0	30	8.8
Taylen Green	9	57	16	41	0	26	4.6
Braylen Russell	11	44	3	41	0	7	3.7
KJ Jackson	2	15	0	15	0	10	7.5
Rodney Hill	3	13	0	13	0	7	4.3
AJ Green	3	13	2	11	0	12	3.7
Cam Settles	1	5	0	5	0	5	5.0
TEAM	2	0	11	-11	0	0	-5.5
Totals	*40*	*226*	*32*	*194*	*0*	*30*	*4.8*

PASSING	COMP	ATT	INT	YARDS	TD	LONG	SACKS
Taylen Green	24	31	0	322	6	35	2
KJ Jackson	2	4	0	36	1	27	0
Trever Jackson	0	1	0	0	0	0	0
Totals	*26*	*36*	*0*	*358*	*7*	*35*	*2*

RECEIVING	TARGETS	NO.	YARDS	YAC	TD	LONG
O'Mega Blake	8	7	121	55	1	29
CJ Brown	6	4	49	32	2	16
Jalen Brown	4	3	44	12	1	29
Raylen Sharpe	4	3	41	17	1	35
Kam Shanks	4	3	19	9	0	11
Mike Washington Jr.	3	2	26	36	1	27
Monte Harrison	1	1	29	11	0	29
Jaden Platt	1	1	15	5	0	15
Krosse Johnson	1	1	9	2	0	9
Andreas Paaske	1	1	5	0	1	5
Ja'Kayden Ferguson	1	0	0	0	0	0
Jeremiah Beck	1	0	0	0	0	0
Cam Settles	1	0	0	0	0	0
Totals	*36*	*26*	*358*	*179*	*7*	*35*

PUNTING	NO.	YARDS	AVG.	LONG	I20	TB
Devin Bale	4	182	45.5	56	2	0

FIELD GOALS	MADE	ATT	LONG	KICKS
Scott Starzyk	1	1	53	53

GAME 2: ARKANSAS STATE

Arkansas State (1-1) 14
Arkansas (2-0) 56

September 6, 2025 | Little Rock, Ark.
War Memorial Stadium | Time: 4:00 | Attendance: 54,224
TV: ESPN+ > Richard Cross (PBP), Taylor McHargue (Analyst)

SCORING SUMMARY

	1	2	3	4		FINAL
Arkansas State	7	7	0	0	-	14
Arkansas	28	7	14	7	-	56

QTR.	TEAM	SCORING PLAY
1st	ARK	M.Washington 53-yd rush (S.Starzyk kick), 2-75, 00:39
1st	ARK	R.Sharpe 37-yd pass from T.Green (S.Starzyk kick), 6-80, 02:24
1st	ASU	C.Cobb 98-yd kickoff return (C.Van Andel kick), 00:00
1st	ARK	T.Green 64-yd rush (S.Starzyk kick), 2-75, 00:51
1st	ARK	B.Russell 7-yd rush (S.Starzyk kick), 4-50, 01:55
2nd	ASU	C.Ambrose 2-yd pass from J.Raynor (C.Van Andel kick), 14-62, 06:46
2nd	ARK	J.Brown 8-yd pass from T.Green (S.Starzyk kick), 12-83, 02:51
3rd	ARK	R.Jones 33-yd pass from T.Green (S.Starzyk kick), 5-70, 02:10
3rd	ARK	O.Blake 14-yd pass from T.Green (S.Starzyk kick), 11-86, 04:32
4th	ARK	K.Jackson 6-yd rush (S.Starzyk kick), 8-99, 04:16

TEAM STATISTICS

	ASU	ARK
FIRST DOWNS	23	29
RUSHES-YARDS (NET)	42-153	29-321
PASSING YDS (NET)	132	309
Passes Comp-Att-Int	22-36-2	20-29-2
TOTAL OFFENSE PLAYS-YARDS	78-285	58-630
Fumble Returns-Yards	0-0	0-0
Punt Returns-Yards	1-9	1-5
Kickoff Returns-Yards	1-98	0-0
Interception Returns-Yards	2-18	2-40
Punts (Number-Avg)	4-44.8	1-62.0
Fumbles-Lost	1-0	0-0
Penalties-Yards	6-56	8-74
Possession Time	37:10	22:50
Third-Down Conversions	10-19	5-6
Fourth-Down Conversions	0-2	0-0
Red-Zone Scores-Chances	1-3	4-4
Sacks By: Number-Yards	0-0	4-34



LB XAVIAN SOREY JR. recorded a career-best 15 tackles to go with two tackles for loss and an interception in Arkansas' first-ever meeting with Arkansas State.

ARKANSAS STATE

RUSHING	ATT	GAIN	LOST	NET	TD	LONG	AVG
Jaylen Raynor	15	73	35	38	0	16	2.5
Kameron Thomas	5	35	0	35	0	23	7.0
Devin Spencer	5	31	0	31	0	11	6.2
Kenyon Clay	12	31	3	28	0	13	2.3
Josh Flowers	2	17	0	17	0	12	8.5
Cedric Hawkins	2	5	0	5	0	4	2.5
Jaylen Bonelli	1	0	1	-1	0	0	-1.0
Totals	*42*	*192*	*39*	*153*	*0*	*23*	*3.6*

PASSING	COMP	ATT	INT	YARDS	TD	LONG	SACKS
Jaylen Raynor	21	33	2	125	1	18	4
Josh Flowers	1	3	0	7	0	7	0
Totals	*22*	*36*	*2*	*132*	*1*	*18*	*4*

RECEIVING	TARGETS	NO.	YARDS	YAC	TD	LONG
Chauncy Cobb	5	4	50	44	0	18
Kenyon Clay	5	4	15	26	0	10
Devin Spencer	4	4	14	30	0	9
Corey Rucker	9	3	20	9	0	10
Jabari Bush	3	3	4	3	0	7
Nana Burris	2	1	15	10	0	15
Jaylen Bonelli	2	1	7	4	0	7
Hunter Summers	2	1	5	1	0	5
Cameron Ambrose	1	1	2	0	1	2
Tyler Fortenberry	1	0	0	0	0	0
TJ Starks	1	0	0	0	0	0
Totals	*35*	*22*	*132*	*127*	*1*	*18*

PUNTING	NO.	YARDS	AVG.	LONG	I20	TB
Jackson Waller	4	179	44.8	50	2	0

FIELD GOALS	MADE	ATT	LONG	KICKS
Clune Van Andel	0	1	–	53x

ARKANSAS

RUSHING	ATT	GAIN	LOST	NET	TD	LONG	AVG
Taylen Green	9	151	0	151	1	64	16.8
Mike Washington Jr.	9	116	0	116	1	53	12.9
Braylen Russell	5	25	0	25	1	7	5.0
Rodney Hill	4	25	1	24	0	18	6.0
KJ Jackson	1	6	0	6	1	6	6.0
TEAM	1	0	1	-1	0	0	-1.0
Totals	*29*	*323*	*2*	*321*	*4*	*64*	*11.1*

PASSING	COMP	ATT	INT	YARDS	TD	LONG	SACKS
Taylen Green	17	26	2	239	4	37	0
KJ Jackson	3	3	0	70	0	41	0
Totals	*20*	*29*	*2*	*309*	*4*	*41*	*0*

RECEIVING	TARGETS	NO.	YARDS	YAC	TD	LONG
O'Mega Blake	7	5	64	41	1	22
CJ Brown	5	3	36	5	0	18
Jalen Brown	4	3	30	16	1	16
Rohan Jones	2	2	74	52	1	41
Raylen Sharpe	2	2	43	12	1	37
Jaden Platt	3	2	31	12	0	16
Braylen Russell	2	2	17	10	0	14
Andreas Paaske	1	1	14	9	0	14
Mike Washington Jr.	2	0	0	0	0	0
Kam Shanks	1	0	0	0	0	0
Totals	*29*	*20*	*309*	*157*	*4*	*41*

PUNTING	NO.	YARDS	AVG.	LONG	I20	TB
Devin Bale	1	62	62.0	62	0	0

FIELD GOALS	MADE	ATT	LONG	KICKS
–				

GAME 3: AT OLE MISS

Arkansas (2-1, 0-1) 35
Ole Miss (3-0, 2-0) 41

September 13, 2025 | Oxford, Miss.
Vaught-Hemingway Stadium | Time: 6:00 | Attendance: 65,068
TV: ESPN > Dave Pasch (PBP), Dusty Dvoracek (Analyst), Taylor McGregor (Reporter)

SCORING SUMMARY

	1	2	3	4		FINAL
Arkansas	7	21	0	7	-	35
Ole Miss	7	24	7	3	-	41

QTR.	TEAM	SCORING PLAY
1st	OM	K.Lacy 2-yd rush (L.Carneiro kick), 13-67, 05:37
1st	ARK	O.Blake 30-yd pass from T.Green (S.Starzyk kick), 12-75, 07:04
2nd	OM	T.Chambliss 2-yd rush (L.Carneiro kick), 4-75, 00:54
2nd	ARK	M.Washington 47-yd rush (S.Starzyk kick), 4-75, 00:54
2nd	OM	T.Chambliss 1-yd rush (L.Carneiro kick), 4-75, 01:51
2nd	ARK	B.Russell 3-yd rush (S.Starzyk kick), 10-75, 04:30
2nd	OM	H.Wallace III 4-yd pass from A.Simmons (L.Carneiro kick), 10-75, 03:44
2nd	ARK	T.Green 5-yd rush (S.Starzyk kick), 7-75, 01:59
2nd	OM	L.Carneiro 36-yd FG, 9-57, 01:18
3rd	OM	D.Stribling 6-yd pass from T.Chambliss (L.Carneiro kick), 12-93, 04:58
4th	OM	L.Carneiro 23-yd FG, 9-64, 04:24
4th	ARK	M.Washington 3-yd rush (S.Starzyk kick), 12-75, 06:02

TEAM STATISTICS

	ARK	OM		ARK	OM
FIRST DOWNS	29	25	Punts (Number-Avg)	1-47.0	2-55.0
RUSHES-YARDS (NET)	37-221	40-118	Fumbles-Lost	1-1	0-0
PASSING YDS (NET)	305	357	Penalties-Yards	7-68	7-63
Passes Comp-Att-Int	22-35-0	22-30-0	Possession Time	33:11	26:49
TOTAL OFFENSE PLAYS-YARDS	72-526	70-475	Third-Down Conversions	9-12	8-12
Fumble Returns-Yards	0-0	0-0	Fourth-Down Conversions	0-0	0-0
Punt Returns-Yards	1-(-2)	0-0	Red-Zone Scores-Chances	4-4	7-7
Kickoff Returns-Yards	0-0	0-0	Sacks By: Number-Yards	1-2	0-0
Interception Returns-Yards	0-0	0-0			



QB TAYLEN GREEN became the first player in Arkansas history to pass for 300 yards and rush for 100 yards in a single game with 305 yards through the air and 115 yards on the ground at Ole Miss.

ARKANSAS

RUSHING	ATT	GAIN	LOST	NET	TD	LONG	AVG
Taylen Green	14	119	4	115	1	20	8.2
Mike Washington Jr.	13	69	4	65	2	47	5.0
Braylen Russell	9	37	0	37	1	8	4.1
Kam Shanks	1	4	0	4	0	4	4.0
Totals	*37*	*229*	*8*	*221*	*4*	*47*	*6.0*

PASSING	COMP	ATT	INT	YARDS	TD	LONG	SACKS
Taylen Green	22	35	0	305	1	35	0

RECEIVING	TARGETS	NO.	YARDS	YAC	TD	LONG
O'Mega Blake	9	6	81	24	1	30
Jalen Brown	8	4	40	25	0	15
Jaden Platt	4	3	53	21	0	34
Mike Washington Jr.	3	2	53	43	0	35
CJ Brown	4	2	26	20	0	26
Raylen Sharpe	3	2	23	13	0	18
Rohan Jones	1	1	21	8	0	21
Kam Shanks	1	1	6	8	0	6
Braylen Russell	1	1	2	3	0	2
Jordan Young	1	0	0	0	0	0
Totals	*35*	*22*	*305*	*165*	*1*	*35*

PUNTING	NO.	YARDS	AVG.	LONG	I20	TB
Devin Bale	1	47	47.0	47	1	0

FIELD GOALS	MADE	ATT	LONG	KICKS
Scott Starzyk	0	2	–	51x,49x

OLE MISS

RUSHING	ATT	GAIN	LOST	NET	TD	LONG	AVG
Trinidad Chambliss	15	64	2	62	2	17	4.1
Kewan Lacy	17	47	3	44	1	9	2.6
Damien Taylor	4	9	0	9	0	5	2.2
Austin Simmons	1	8	0	8	0	8	8.0
Harrison Wallace III	1	1	0	1	0	1	1.0
TEAM	2	0	6	-6	0	0	-3.0
Totals	*40*	*129*	*11*	*118*	*3*	*17*	*3.0*

PASSING	COMP	ATT	INT	YARDS	TD	LONG	SACKS
Trinidad Chambliss	21	29	0	353	1	64	1
Austin Simmons	1	1	0	4	1	4	0
Totals	*22*	*30*	*0*	*357*	*2*	*64*	*1*

RECEIVING	TARGETS	NO.	YARDS	YAC	TD	LONG
Harrison Wallace III	10	6	92	19	1	40
Deuce Alexander	4	4	70	3	0	35
Kewan Lacy	4	4	40	59	0	22
Cayden Lee	4	3	75	57	0	62
De'Zhaun Stribling	3	2	6	2	1	6
Dae'Quan Wright	2	1	64	56	0	64
Logan Diggs	1	1	13	13	0	13
Damien Taylor	1	1	-3	2	0	0
Caleb Odom	1	0	0	0	0	0
Totals	*30*	*22*	*357*	*211*	*2*	*64*

PUNTING	NO.	YARDS	AVG.	LONG	I20	TB
Oscar Bird	2	110	55.0	59	1	0

FIELD GOALS	MADE	ATT	LONG	KICKS
Lucas Cameiro	2	2	36	36,23

GAME 4: AT MEMPHIS

Arkansas (2-2) 31
Memphis (4-0) 32

September 20, 2025 | Memphis, Tenn.
Simmons Bank Liberty Stadium | Time: 11:00 | Attendance: 39,861
TV: ABC > Joe Tessitore (PBP), Jesse Palmer (Analyst), Katie George (Reporter)

SCORING SUMMARY

	1	2	3	4		FINAL
Arkansas	7	21	3	0	-	31
Memphis	10	7	9	6	-	32

QTR.	TEAM	SCORING PLAY
1st	ARK	R.Jones 62-yd pass from #10 T.Green (S.Starzyk kick), 3-75, 01:10
1st	MEM	G.Spetic 38-yd FG, 13-55, 04:53
1st	MEM	B.Lewis 4-yd rush (G.Spetic kick), 11-71, 06:02
2nd	ARK	B.Russell 16-yd rush (S.Starzyk kick), 6-77, 02:39
2nd	ARK	R.Jones 5-yd rush (S.Starzyk kick), 7-66, 03:27
2nd	ARK	M.Washington 1-yd rush (S.Starzyk kick), 4-52, 00:54
2nd	MEM	C.Braham Jr. 38-yd pass from B.Lewis (G.Spetic kick), 6-75, 01:04
3rd	MEM	G.Spetic 47-yd FG, 6-30, 03:17
3rd	ARK	S.Starzyk 46-yd FG, 8-47, 03:09
3rd	MEM	B.Lewis 10-yd rush (C.Braham Jr. pass from B.Lewis failed), 5-75, 02:36
4th	MEM	S.Smith 64-yd rush (C.Braham Jr. pass from B.Lewis failed), 4-94, 01:35

TEAM STATISTICS

	ARK	MEM		ARK	MEM
FIRST DOWNS	23	26	Punts (Number-Avg)	5-46.4	3-48.3
RUSHES-YARDS (NET)	175	290	Fumbles-Lost	1-1	2-0
PASSING YDS (NET)	325	199	Penalties-Yards	7-55	4-20
Passes Comp-Att-Int	18-34-2	15-31-2	Possession Time	27:55	32:05
TOTAL OFFENSE PLAYS-YARDS	66-500	72-489	Third-Down Conversions	3-10	6-13
Fumble Returns-Yards	0-0	0-0	Fourth-Down Conversions	0-0	0-0
Punt Returns-Yards	2-4	1-11	Red-Zone Scores-Chances	3-4	3-3
Kickoff Returns-Yards	1-23	0-0	Sacks By: Number-Yards	3-23	1-9
Interception Returns-Yards	2-19	2-5			



DE QUINCY RHODES JR. recorded his second game of the season with 2.0 sacks at Memphis and became the first Razorback since 2010 to log at least 2.0 sacks and 4.0 TFLs in a game.

ARKANSAS

RUSHING	ATT	GAIN	LOST	NET	TD	LONG	AVG
Mike Washington Jr.	15	80	10	70	1	17	4.7
Taylen Green	12	68	15	53	0	18	4.4
Braylen Russell	4	47	0	47	1	23	11.8
Rohan Jones	1	5	0	5	1	5	5.0
Totals	*32*	*200*	*25*	*175*	*3*	*23*	*5.5*

PASSING	COMP	ATT	INT	YARDS	TD	LONG	SACKS
Taylen Green	18	34	2	325	1	62	1

RECEIVING	TARGETS	NO.	YARDS	YAC	TD	LONG
O'Mega Blake	11	6	60	22	0	16
Rohan Jones	2	2	102	40	1	62
Jaden Platt	4	2	44	33	0	29
CJ Brown	3	2	31	11	0	21
Raylen Sharpe	3	2	24	4	0	17
Mike Washington Jr.	2	2	14	19	0	10
Jalen Brown	5	1	42	12	0	42
Braylen Russell	1	1	8	12	0	8
Totals	*31*	*18*	*325*	*153*	*1*	*62*

PUNTING	NO.	YARDS	AVG.	LONG	I20	TB
Devin Bale	5	232	46.4	61	2	0

FIELD GOALS	MADE	ATT	LONG	KICKS
Scott Starzyk	1	1	46	46

MEMPHIS

RUSHING	ATT	GAIN	LOST	NET	TD	LONG	AVG
Sutton Smith	12	149	2	147	1	64	12.2
Brendon Lewis	16	126	23	103	2	22	6.4
Greg Desrosiers Jr.	9	37	5	32	0	21	3.6
Arrington Maiden	1	11	0	11	0	11	11.0
Makari Bodiford	1	1	0	1	0	1	1.0
Frank Peasant	1	0	0	0	0	0	0.0
TEAM	1	0	4	-4	0	0	-4.0
Totals	*41*	*324*	*34*	*290*	*3*	*64*	*7.1*

PASSING	COMP	ATT	INT	YARDS	TD	LONG	SACKS
Brendon Lewis	15	30	1	199	1	40	3
CJ Smith	0	1	1	0	0	0	0
Totals	*15*	*31*	*2*	*199*	*1*	*40*	*3*

RECEIVING	TARGETS	NO.	YARDS	YAC	TD	LONG
Cortez Braham Jr.	9	7	102	16	1	38
Brady Kluse	2	2	30	18	0	20
Greg Desrosiers Jr.	3	2	12	22	0	15
Marcello Bussey	3	1	40	10	0	40
Jamari Hawkins	2	1	6	3	0	6
Jadon Thompson	2	1	5	1	0	5
Christian Ross	3	1	4	1	0	4
Ger-Cari Caldwell	1	0	0	0	0	0
Sutton Smith	1	0	0	0	0	0
Bryce Anderson	1	0	0	0	0	0
Totals	*27*	*15*	*199*	*71*	*1*	*40*

PUNTING	NO.	YARDS	AVG.	LONG	I20	TB
Lachlan Carrigan	3	145	48.3	50	1	0

FIELD GOALS	MADE	ATT	LONG	KICKS
Gianni Spetic	2	3	47	38,46x,47

GAME 5: NOTRE DAME

#22/#21 Notre Dame (2-2) 56
Arkansas (2-3) 13

September 27, 2025 | Fayetteville, Ark.
Simmons Bank Liberty Stadium | Time: 11:00 | Attendance: 75,111
TV: ABC > Dave Pasch (PBP), Dusty Dvoracek (Analyst), Taylor McGregor (Reporter)

SCORING SUMMARY

	1	2	3	4		FINAL
Notre Dame	14	28	7	7	-	56
Arkansas	3	10	0	0	-	13

QTR.	TEAM	SCORING PLAY
1st	ARK	S.Starzyk 39-yd FG, 7-54, 02:05
1st	NDU	J.Love 1-yd rush (N.Burnette kick), 10-75, 04:39
1st	NDU	J.Love 7-yd pass from C.Carr (N.Burnette kick), 6-73, 03:14
2nd	ARK	J.McRoy 1-yd rush (S.Starzyk kick), 14-75, 07:55
2nd	NDU	W.Pauling 23-yd pass from C.Carr (N.Burnette kick), 6-75, 02:53
2nd	NDU	J.Love 34-yd pass from C.Carr (N.Burnette kick), 5-70, 01:25
2nd	ARK	S.Starzyk 49-yd FG, 6-44, 02:16
2nd	NDU	J.Love 3-yd rush (N.Burnette kick), 12-75, 03:13
2nd	NDU	J.Price 35-yd pass from C.Carr (N.Burnette kick), 2-45, 00:15
3rd	NDU	J.Price 16-yd rush (N.Burnette kick), 11-87, 05:37
4th	NDU	A.Williams 17-yd rush (E.Schmidt kick), 4-57, 02:07

TEAM STATISTICS

	NDU	ARK		NDU	ARK
FIRST DOWNS	32	15	Punts (Number-Avg)	0-0	2-45.0
RUSHES-YARDS (NET)	40-210	30-158	Fumbles-Lost	0-0	1-1
PASSING YDS (NET)	431	207	Penalties-Yards	5-42	6-60
Passes Comp-Att-Int	24-32-0	17-32-1	Possession Time	32:47	27:13
TOTAL OFFENSE PLAYS-YARDS	72-641	62-365	Third-Down Conversions	6-10	7-15
Fumble Returns-Yards	0-0	0-0	Fourth-Down Conversions	2-3	1-3
Punt Returns-Yards	1-3	0-0	Red-Zone Scores-Chances	5-5	1-2
Kickoff Returns-Yards	0-0	0-0	Sacks By: Number-Yards	3-21	1-14
Interception Returns-Yards	1-0	0-0			



QB TAYLEN GREEN accounted for 288 of Arkansas' 365 total yards in the loss to Notre Dame, rushing for 81 yards and passing for 207 yards.

NOTRE DAME

RUSHING	ATT	GAIN	LOST	NET	TD	LONG	AVG
Jadarian Price	13	86	0	86	1	20	6.6
Jeremiyah Love	14	58	1	57	2	15	4.1
Gi'Bran Payne	3	29	2	27	0	24	9.0
Nolan James Jr.	4	22	0	22	0	15	5.5
Aneyas Williams	2	20	0	20	1	17	10.0
CJ Carr	2	14	14	0	0	14	0.0
Kenny Minchey	1	0	0	0	0	0	0.0
TEAM	1	0	2	-2	0	0	-2.0
Totals	*40*	*229*	*19*	*210*	*4*	*24*	*5.2*

PASSING	COMP	ATT	INT	YARDS	TD	LONG	SACKS
CJ Carr	22	30	0	354	4	35	1
Jordan Faison	1	1	0	40	0	40	0
Kenny Minchey	1	1	0	37	0	37	0
Totals	*24*	*32*	*0*	*431*	*4*	*40*	*1*

RECEIVING	TARGETS	NO.	YARDS	YAC	TD	LONG
Jordan Faison	8	7	89	52	0	24
Jeremiyah Love	5	5	70	51	2	34
Malachi Fields	6	3	72	51	0	40
Will Pauling	4	3	53	14	1	23
Eli Raridon	3	2	43	32	0	25
Jaden Greathouse	3	2	32	4	0	24
Matt Jeffery	1	1	37	9	0	37
Jadarian Price	1	1	35	34	1	35
Ty Washington	1	0	0	0	0	0
Totals	*32*	*24*	*431*	*247*	*4*	*40*

PUNTING	NO.	YARDS	AVG.	LONG	I20	TB
–						

FIELD GOALS	MADE	ATT	LONG	KICKS
–				

ARKANSAS

RUSHING	ATT	GAIN	LOST	NET	TD	LONG	AVG
Taylen Green	10	102	21	81	0	54	8.1
Mike Washington Jr.	15	63	0	63	0	21	4.2
Braylen Russell	3	15	0	15	0	7	5.0
JacQawn McRoy	1	1	0	1	1	1	1.0
TEAM	1	0	2	-2	0	0	-2.0
Totals	*30*	*181*	*23*	*158*	*1*	*54*	*5.3*

PASSING	COMP	ATT	INT	YARDS	TD	LONG	SACKS
Taylen Green	17	32	1	207	0	33	3

RECEIVING	TARGETS	NO.	YARDS	YAC	TD	LONG
O'Mega Blake	10	6	73	20	0	33
Raylen Sharpe	7	5	42	14	0	20
Jaden Platt	3	1	23	17	0	23
Rohan Jones	1	1	23	1	0	23
Andy Jean	1	1	21	4	0	21
Jalen Brown	4	1	11	1	0	11
Andreas Paaske	1	1	8	7	0	8
Mike Washington Jr.	2	1	6	14	0	6
Braylen Russell	1	0	0	0	0	0
CJ Brown	2	0	0	0	0	0
Totals	*32*	*17*	*207*	*78*	*0*	*33*

PUNTING	NO.	YARDS	AVG.	LONG	I20	TB
Devin Bale	2	90	45.0	47	0	0

FIELD GOALS	MADE	ATT	LONG	KICKS
Scott Starzyk	2	2	49	39,49

GAME 6: AT TENNESSEE

Arkansas (2-4, 0-2)..... 31
#12/#12 Tennessee (5-1, 2-1)..... 34

October 11, 2025 | Knoxville, Tenn.
Neyland Stadium | Time: 3:15 | Attendance: 101,915
TV: SECN > Dave Neal (PBP), Fozzy Whittaker (Analyst), Morgan Uber (Reporter)

SCORING SUMMARY

	1	2	3	4		FINAL
Arkansas	10	7	0	14	-	31
Tennessee	7	10	10	7	-	34

QTR.	TEAM	SCORING PLAY
1st	ARK	T.Green 11-yd rush (S.Starzyk kick), 9-75, 04:50
1st	TENN	D.Bishop 17-yd rush (M.Gilbert kick), 7-75, 02:31
1st	ARK	S.Starzyk 28-yd FG, 11-70, 05:44
2nd	TENN	M.Gilbert 37-yd FG, 12-57, 04:44
2nd	ARK	M.Washington 1-yd rush (S.Starzyk kick), 11-75, 05:59
2nd	TENN	M.Kitselman 8-yd pass from J.Aguilar (M.Gilbert kick), 5-75, 01:44
3rd	TENN	M.Gilbert 50-yd FG, 9-43, 03:10
3rd	TENN	P.Lewis 2-yd rush (M.Gilbert kick), 6-74, 01:50
4th	TENN	P.Lewis 3-yd rush (M.Gilbert kick), 4-19, 01:31
4th	ARK	R.Jones 9-yd pass from T.Green (S.Starzyk kick), 10-81, 04:53
4th	ARK	K.Shanks 12-yd pass from T.Green (S.Starzyk kick), 7-80, 01:56

TEAM STATISTICS

	ARK	TENN		ARK	TENN
FIRST DOWNS	29	22	Punts (Number-Avg)	2-41.0	5-45.6
RUSHES-YARDS (NET)	45-240	40-264	Fumbles-Lost	4-3	0-0
PASSING YDS (NET)	256	221	Penalties-Yards	1-10	10-78
Passes Comp-Att-Int	21-31-0	16-25-0	Possession Time	34:55	25:05
TOTAL OFFENSE PLAYS-YARDS	76-496	65-485	Third-Down Conversions	7-13	2-9
Fumble Returns-Yards	0-0	1-10	Fourth-Down Conversions	1-2	0-0
Punt Returns-Yards	2-7	0-0	Red-Zone Scores-Chances	5-5	6-6
Kickoff Returns-Yards	2-43	0-0	Sacks By: Number-Yards	0-0	5-35
Interception Returns-Yards	0-0	0-0			



RB MIKE WASHINGTON JR. ran for a season-best 131 yards at Tennessee, his second 100-yard game of the season. Washington also scored on a 1-yard run in the 2nd quarter.

ARKANSAS

RUSHING	ATT	GAIN	LOST	NET	TD	LONG	AVG
Mike Washington Jr.	19	135	4	131	1	38	6.9
Taylen Green	17	98	35	63	1	22	3.7
Braylen Russell	8	49	2	47	0	22	5.9
TEAM	1	0	1	-1	0	0	-1.0
Totals	*45*	*282*	*42*	*240*	*2*	*38*	*5.3*

PASSING	COMP	ATT	INT	YARDS	TD	LONG	SACKS
Taylen Green	21	31	0	256	2	30	5

RECEIVING	TARGETS	NO.	YARDS	YAC	TD	LONG
Raylen Sharpe	7	7	76	23	0	30
O'Mega Blake	10	5	65	5	0	20
CJ Brown	4	3	50	16	0	20
Kam Shanks	4	3	44	31	1	24
Rohan Jones	3	1	9	0	1	9
Jaden Platt	2	1	6	0	0	6
Mike Washington Jr.	1	1	6	13	0	6
Totals	*31*	*21*	*256*	*88*	*2*	*30*

PUNTING	NO.	YARDS	AVG.	LONG	I20	TB
Devin Bale	2	82	41.0	42	1	0

FIELD GOALS	MADE	ATT	LONG	KICKS
Scott Starzyk	1	1	28	28

TENNESSEE

RUSHING	ATT	GAIN	LOST	NET	TD	LONG	AVG
DeSean Bishop	14	150	4	146	1	32	10.4
Joey Aguilar	5	59	0	59	0	28	11.8
Peyton Lewis	8	33	0	33	2	7	4.1
Star Thomas	10	24	1	23	0	9	2.3
Mike Matthews	1	12	0	12	0	12	12.0
TEAM	2	0	9	-9	0	0	-4.5
Totals	*40*	*278*	*14*	*264*	*3*	*32*	*6.6*

PASSING	COMP	ATT	INT	YARDS	TD	LONG	SACKS
Joey Aguilar	16	25	0	221	1	42	0

RECEIVING	TARGETS	NO.	YARDS	YAC	TD	LONG
Braylon Staley	8	6	109	36	0	42
Miles Kitselman	7	5	56	30	1	23
Mike Matthews	4	3	46	10	0	27
Chris Brazzell II	4	1	5	0	0	5
Star Thomas	1	1	5	11	0	5
Totals	*24*	*16*	*221*	*87*	*1*	*42*

PUNTING	NO.	YARDS	AVG.	LONG	I20	TB
Jackson Ross	5	228	45.6	48	1	2

FIELD GOALS	MADE	ATT	LONG	KICKS
Max Gilbert	2	2	50	37,50

GAME 7: TEXAS A&M

#4/#4 Texas A&M (7-0, 4-0) 45
Arkansas (2-5, 0-3) 42

SCORING SUMMARY

	1	2	3	4		FINAL
Texas A&M	7	14	17	7	-	45
Arkansas	3	17	7	15	-	42

QTR.	TEAM	SCORING PLAY
1st	ARK	S.Starzyk 22-yd FG, 7-71, 03:39
1st	TAMU	A.Bethel-Roman 24-yd pass from M.Reed (R.Bond kick), 10-75, 05:15
2nd	TAMU	M.Reed 3-yd rush (R.Bond kick), 6-49, 03:05
2nd	ARK	S.Starzyk 22-yd FG, 9-71, 03:32
2nd	TAMU	N.Boerkircher 1-yd pass from M.Reed (R.Bond kick), 14-75, 07:45
2nd	ARK	T.Green 27-yd rush (S.Starzyk kick), 5-75, 01:41
2nd	ARK	O.Blake 7-yd pass from T.Green (S.Starzyk kick), 5-71, 00:41
3rd	TAMU	K.Concepcion 17-yd pass from M.Reed (R.Bond kick), 3-75, 01:26
3rd	TAMU	R.Bond 29-yd FG, 9-73, 04:17
3rd	ARK	T.Green 1-yd rush (S.Starzyk kick), 7-65, 03:17
3rd	TAMU	R.Owens II 14-yd rush (R.Bond kick), 9-75, 04:03
4th	ARK	J.Platt 4-yd pass from T.Green (R.Jones pass from T.Green), 10-75, 03:55
4th	TAMU	R.Owens II 12-yd rush (R.Bond kick), 10-75, 04:38
4th	ARK	C.Brown 4-yd pass from T.Green (S.Starzyk kick), 12-93, 03:41

TEAM STATISTICS

	TAMU	ARK		TAMU	ARK
FIRST DOWNS	29	25	Punts (Number-Avg)	2-46.5	2-53.5
RUSHES-YARDS (NET)	35-217	32-268	Fumbles-Lost	0-0	0-0
PASSING YDS (NET)	280	259	Penalties-Yards	7-67	9-71
Passes Comp-Att-Int	23-32-0	20-33-0	Possession Time	33:48	26:12
TOTAL OFFENSE PLAYS-YARDS	67-497	65-527	Third-Down Conversions	5-11	4-10
Fumble Returns-Yards	0-0	0-0	Fourth-Down Conversions	3-3	1-2
Punt Returns-Yards	0-0	2-14	Red-Zone Scores-Chances	6-6	6-6
Kickoff Returns-Yards	1-13	1-22	Sacks By: Number-Yards	4-46	0-0
Interception Returns-Yards	0-0	0-0			



RB MIKE WASHINGTON JR. ran for a season-high for the second consecutive week with 147 yards on 16 carries. Washington had runs of 48 and 57 yards against a Texas A&M defense allowing just 103.3 yards per game.

October 18, 2025 | Fayetteville, Ark.
Donald W. Reynolds Razorback Stadium | Time: 4:30 | Attendance: 73,845
TV: ESPN > Mark Jones (PBP), Roddy Jones (Analyst), Quint Kessenich (Reporter)

TEXAS A&M

RUSHING	ATT	GAIN	LOST	NET	TD	LONG	AVG
Rueben Owens II	14	69	0	69	2	14	4.9
Marcel Reed	6	61	6	55	1	46	9.2
EJ Smith	7	52	0	52	0	15	7.4
KC Concepcion	1	16	0	16	0	16	16.0
Jamarion Morrow	3	12	0	12	0	6	4.0
Mario Craver	2	11	0	11	0	9	5.5
Amari Daniels	1	4	0	4	0	4	4.0
TEAM	1	0	2	-2	0	0	-2.0
Totals	*35*	*225*	*8*	*217*	*3*	*46*	*6.2*

PASSING	COMP	ATT	INT	YARDS	TD	LONG	SACKS
Marcel Reed	23	32	0	280	3	37	0

RECEIVING	TARGETS	NO.	YARDS	YAC	TD	LONG
KC Concepcion	9	5	53	24	1	19
Ashton Bethel-Roman	4	4	83	6	1	37
Nate Boerkircher	4	4	29	17	1	12
Mario Craver	5	3	34	28	0	15
Rueben Owens II	3	2	27	21	0	20
Amari Daniels	2	2	21	22	0	14
Terry Bussey	2	1	25	23	0	25
EJ Smith	1	1	7	10	0	7
Theo Melin Öhrström	2	1	1	1	0	1
Totals	*32*	*23*	*280*	*152*	*3*	*37*

PUNTING	NO.	YARDS	AVG.	LONG	I20	TB
Tyler White	2	93	46.5	51	0	0

FIELD GOALS	MADE	ATT	LONG	KICKS
Randy Bond	1	1	29	29

ARKANSAS

RUSHING	ATT	GAIN	LOST	NET	TD	LONG	AVG
Mike Washington Jr.	16	154	7	147	0	57	9.2
Taylen Green	12	133	48	85	2	49	7.1
Braylen Russell	4	36	0	36	0	21	9.0
Totals	*32*	*323*	*55*	*268*	*2*	*57*	*8.4*

PASSING	COMP	ATT	INT	YARDS	TD	LONG	SACKS
Taylen Green	19	32	0	256	3	36	4
KJ Jackson	1	1	0	3	0	3	0
Totals	*20*	*33*	*0*	*259*	*3*	*36*	*4*

RECEIVING	TARGETS	NO.	YARDS	YAC	TD	LONG
O'Mega Blake	8	7	118	48	1	36
CJ Brown	9	5	38	10	1	15
Mike Washington Jr.	7	3	16	16	0	7
Rohan Jones	2	2	52	35	0	34
Raylen Sharpe	4	2	31	9	0	18
Jaden Platt	2	1	4	0	1	4
Kam Shanks	1	0	0	0	0	0
Totals	*33*	*20*	*259*	*118*	*3*	*36*

PUNTING	NO.	YARDS	AVG.	LONG	I20	TB
Devin Bale	2	107	53.5	55	1	0

FIELD GOALS	MADE	ATT	LONG	KICKS
Scott Starzyk	2	2	22	22,22

GAME 8: AUBURN

Auburn (4-4, 1-4)	**33**
Arkansas (2-6, 0-4)	**24**

October 25, 2025 | Fayetteville, Ark.
Donald W. Reynolds Razorback Stadium | Time: 11:45 | Attendance: 68,922
TV: SECN > Dave Neal (PBP), Fozzy Whittaker (Analyst), Morgan Uber (Reporter)

SCORING SUMMARY

	1	2	3	4		FINAL
Auburn	7	3	6	17	-	33
Arkansas	0	21	3	0	-	24

QTR.	TEAM	SCORING PLAY
1st	AUB	C.Coleman 23-yd pass from J.Arnold (A.McPherson kick), 9-67, 04:42
2nd	AUB	A.McPherson 36-yd FG, 15-76, 07:46
2nd	ARK	R.Sharpe 58-yd pass from T.Green (S.Starzyk kick), 6-83, 03:22
2nd	ARK	B.Russell 2-yd rush (S.Starzyk kick), 4-48, 02:09
2nd	ARK	K.Walker 89-yd interception return (S.Starzyk kick), 04:36
3rd	AUB	A.McPherson 23-yd FG, 9-46, 04:30
3rd	AUB	A.McPherson 43-yd FG, 6-18, 03:50
3rd	ARK	S.Starzyk 27-yd FG, 9-66, 04:08
4th	AUB	A.McPherson 26-yd FG, 8-73, 03:49
4th	AUB	R.Pleasant 49-yd interception return (A.Daniels rush), 02:48
4th	AUB	A.McPherson 47-yd FG, 4-5, 02:10
4th	AUB	A.McPherson 37-yd FG, 8-19, 03:21

TEAM STATISTICS

	AUB	ARK		AUB	ARK
FIRST DOWNS	22	14	Punts (Number-Avg)	1-32.0	2-23.0
RUSHES-YARDS (NET)	50-230	23-63	Fumbles-Lost	1-0	1-1
PASSING YDS (NET)	150	268	Penalties-Yards	4-35	3-12
Passes Comp-Att-Int	13-20-1	14-22-3	Possession Time	37:40	22:20
TOTAL OFFENSE PLAYS-YARDS	70-380	45-331	Third-Down Conversions	3-12	3-7
Fumble Returns-Yards	1-23	0-0	Fourth-Down Conversions	2-2	0-1
Punt Returns-Yards	0-0	0-0	Red-Zone Scores-Chances	5-6	2-2
Kickoff Returns-Yards	3-79	2-45	Sacks By: Number-Yards	2-10	3-13
Interception Returns-Yards	3-77	1-89			



DB KANI WALKER returned an interception 89 yards for a touchdown for the Hogs' first pick-six since 2023. Walker finished with nine tackles and two pass break-ups.

AUBURN

RUSHING	ATT	GAIN	LOST	NET	TD	LONG	AVG
Jeremiah Cobb	28	153	0	153	0	20	5.5
Ashton Daniels	7	39	4	35	0	15	5.0
Eric Singleton Jr.	4	22	4	18	0	16	4.5
Omar Mabson II	3	18	0	18	0	10	6.0
Jackson Arnold	6	18	9	9	0	7	1.5
TEAM	2	0	3	-3	0	0	-1.5
Totals	*50*	*250*	*20*	*230*	*0*	*20*	*4.6*

PASSING	COMP	ATT	INT	YARDS	TD	LONG	SACKS
Jackson Arnold	7	12	1	73	1	23	1
Ashton Daniels	6	8	0	77	0	48	2
Totals	*13*	*20*	*1*	*150*	*1*	*48*	*3*

RECEIVING	TARGETS	NO.	YARDS	YAC	TD	LONG
Malcolm Simmons	4	3	17	5	0	9
Eric Singleton Jr.	4	2	56	5	0	48
Cam Coleman	2	2	27	0	1	23
Jeremiah Cobb	2	2	19	27	0	11
Brandon Frazier	2	2	12	4	0	8
Omar Mabson II	1	1	10	11	0	10
Perry Thompson	5	1	9	2	0	9
Totals	*20*	*13*	*150*	*54*	*1*	*48*

PUNTING	NO.	YARDS	AVG.	LONG	I20	TB
Hudson Kaak	1	32	32.0	32	0	0

FIELD GOALS	MADE	ATT	LONG	KICKS
Alex McPherson	6	6	47	36,23,43,26,47,37

ARKANSAS

RUSHING	ATT	GAIN	LOST	NET	TD	LONG	AVG
Mike Washington Jr.	12	44	3	41	0	11	3.4
Taylen Green	7	27	13	14	0	10	2.0
Braylen Russell	3	7	0	7	1	5	2.3
Maddox Lassiter	1	1	0	1	0	1	1.0
Totals	*23*	*79*	*16*	*63*	*1*	*11*	*2.7*

PASSING	COMP	ATT	INT	YARDS	TD	LONG	SACKS
Taylen Green	14	22	3	268	1	58	2

RECEIVING	TARGETS	NO.	YARDS	YAC	TD	LONG
O'Mega Blake	7	6	61	12	0	16
Rohan Jones	3	3	127	43	0	50
Raylen Sharpe	6	2	63	54	1	58
CJ Brown	3	2	6	3	0	9
Mike Washington Jr.	2	1	11	7	0	11
Krosse Johnson	1	0	0	0	0	0
Totals	*22*	*14*	*268*	*119*	*1*	*58*

PUNTING	NO.	YARDS	AVG.	LONG	I20	TB
Devin Bale	1	29	29.0	29	1	0
TEAM	1	17	17.0	17	0	0
Totals	*2*	*46*	*23.0*	*29*	*1*	*0*

FIELD GOALS	MADE	ATT	LONG	KICKS
Scott Starzyk	1	1	27	27

GAME 9: MISSISSIPPI STATE

Mississippi State (5-4, 1-4)..... 38
Arkansas (2-7, 0-5) 35

November 1, 2025 | Fayetteville, Ark.
Donald W. Reynolds Razorback Stadium | Time: 3:00 | Attendance: 68,358
TV: SECN > Taylor Zarzour (PBP), Gene Chizik (Analyst), Tori Petry (Reporter)

SCORING SUMMARY

	1	2	3	4		FINAL
Mississippi State	7	0	14	17	-	38
Arkansas	0	13	15	7	-	35

QTR.	TEAM	SCORING PLAY
1st	MSU	D.Booth 8-yd pass from B.Shapen (K.Ferrie kick), 12-80, 04:33
2nd	ARK	R.Jones 3-yd pass from T.Green (S.Starzyk kick), 9-56, 04:18
2nd	ARK	S.Starzyk 42-yd FG, 11-56, 04:34
2nd	ARK	S.Starzyk 30-yd FG, 13-85, 03:56
3rd	MSU	A.Evans III 45-yd pass from K.Taylor (K.Ferrie kick), 4-75, 01:17
3rd	ARK	T.Green 8-yd rush (S.Starzyk kick), 9-75, 04:20
3rd	ARK	M.Washington 20-yd rush (R.Jones pass from T.Green), 2-61, 00:31
3rd	MSU	K.Taylor 20-yd rush (K.Ferrie kick), 4-45, 01:25
4th	ARK	B.Russell 2-yd rush (S.Starzyk kick), 7-41, 03:37
4th	MSU	D.Booth 2-yd rush (K.Ferrie kick), 9-75, 03:27
4th	MSU	K.Ferrie 46-yd FG, 8-43, 03:22
4th	MSU	A.Evans III 18-yd pass from B.Shapen (K.Ferrie kick), 10-69, 02:20

TEAM STATISTICS

	MSU	ARK
FIRST DOWNS	26	25
RUSHES-YARDS (NET)	38-106	46-239
PASSING YDS (NET)	282	194
Passes Comp-Att-Int	18-33-1	19-31-0
TOTAL OFFENSE PLAYS-YARDS	388	433
Fumble Returns-Yards	0-0	0-0
Punt Returns-Yards	1-2	0-0
Kickoff Returns-Yards	1-17	1-29
Interception Returns-Yards	0-0	1-12
Punts (Number-Avg)	3-46.7	5-44.4
Fumbles-Lost	2-0	2-0
Penalties-Yards	4-30	18-193
Possession Time	25:39	34:21
Third-Down Conversions	6-14	7-16
Fourth-Down Conversions	3-4	2-3
Red-Zone Scores-Chances	5-6	5-5
Sacks By: Number-Yards	3-33	2-21



DL QUINCY RHODES JR. logged his second game of the season with at least 4.0 tackles for loss with a career-best 4.5 TFLs, including a sack and a forced fumble.

MISSISSIPPI STATE

RUSHING	ATT	GAIN	LOST	NET	TD	LONG	AVG
Kamario Taylor	6	55	0	55	1	20	9.2
Fluff Bothwell	12	28	3	25	0	10	2.1
Blake Shapen	10	37	21	16	0	15	1.6
Anthony Evans III	1	16	0	16	0	16	16.0
Davon Booth	7	15	10	5	1	11	0.7
TEAM	2	0	11	-11	0	0	-5.5
Totals	*38*	*151*	*45*	*106*	*2*	*20*	*2.8*

PASSING	COMP	ATT	INT	YARDS	TD	LONG	SACKS
Blake Shapen	16	28	1	242	2	39	2
Kamario Taylor	2	5	0	40	1	45	0
Totals	*18*	*33*	*1*	*282*	*3*	*45*	*2*

RECEIVING	TARGETS	NO.	YARDS	YAC	TD	LONG
Brenen Thompson	9	6	107	15	0	32
Anthony Evans III	10	5	111	50	2	45
Seydou Traore	7	3	9	4	0	4
Fluff Bothwell	1	1	39	39	0	39
Cam Ball	1	1	9	7	0	9
Davon Booth	2	1	8	14	1	8
Ayden Williams	3	1	-1	1	0	0
Totals	*33*	*18*	*282*	*130*	*3*	*45*

PUNTING	NO.	YARDS	AVG.	LONG	I20	TB
Nathan Tiyce	2	88	44.0	51	1	1
Ethan Pulliam	1	52	52.0	52	0	0
Totals	*3*	*140*	*46.7*	*52*	*1*	*1*

FIELD GOALS	MADE	ATT	LONG	KICKS
Kyle Ferrie	1	1	46	46

ARKANSAS

RUSHING	ATT	GAIN	LOST	NET	TD	LONG	AVG
Mike Washington Jr.	19	116	0	116	1	20	6.1
Taylen Green	17	82	36	46	1	18	2.7
Raylen Sharpe	1	41	0	41	0	41	41.0
Braylen Russell	8	31	0	31	1	7	3.9
Rohan Jones	1	5	0	5	0	5	5.0
Totals	*46*	*275*	*36*	*239*	*3*	*41*	*5.2*

PASSING	COMP	ATT	INT	YARDS	TD	LONG	SACKS
Taylen Green	19	31	0	194	1	38	3

RECEIVING	TARGETS	NO.	YARDS	YAC	TD	LONG
Raylen Sharpe	8	5	84	32	0	38
Mike Washington Jr.	5	4	19	24	0	14
Jaden Platt	3	3	23	2	0	15
Kam Shanks	3	2	32	12	0	25
O'Mega Blake	6	2	18	3	0	13
CJ Brown	2	2	15	9	0	11
Rohan Jones	2	1	3	1	1	3
Totals	*29*	*19*	*194*	*83*	*1*	*38*

PUNTING	NO.	YARDS	AVG.	LONG	I20	TB
Devin Bale	5	222	44.4	54	1	1

FIELD GOALS	MADE	ATT	LONG	KICKS
Scott Starzyk	2	2	42	42,30

GAME 10: AT LSU

Arkansas (2-8, 0-6)..... 22
LSU (6-4, 3-4)..... 23

November 15, 2025 | Baton Rouge, La.
Tiger Stadium | Time: 11:45 | Attendance: 100,212
TV: SECN > Taylor Zarzour (PBP), Matt Stinchcomb (Analyst), Alyssa Lang (Reporter)

SCORING SUMMARY

	1	2	3	4		FINAL
Arkansas	14	0	8	0	-	22
LSU	0	16	0	7	-	23

QTR.	TEAM	SCORING PLAY
1st	ARK	C.Wooden 16-yd blocked punt return (S.Starzyk kick), 01:29
1st	ARK	T.Green 11-yd rush (S.Starzyk kick), 11-52, 05:50
2nd	LSU	C.Durham 27-yd rush (D.Ramos kick), 9-75, 04:12
2nd	LSU	D.Ramos 50-yd FG, 10-49, 05:55
2nd	LSU	D.Ramos 42-yd FG, 4-5, 01:47
2nd	LSU	D.Ramos 42-yd FG, 5-55, 00:30
3rd	ARK	M.Washington 9-yd rush (T.Green rush), 5-39, 01:58
4th	LSU	B.Sharp 12-yd pass from M.Van Buren Jr. (D.Ramos kick), 12-92, 06:17

TEAM STATISTICS

	ARK	LSU		ARK	LSU
FIRST DOWNS	16	21	Punts (Number-Avg)	3-46.3	6-31.3
RUSHES-YARDS (NET)	175	155	Fumbles-Lost	1-1	0-0
PASSING YDS (NET)	165	235	Penalties-Yards	6-55	7-57
Passes Comp-Att-Int	11-19-2	22-33-0	Possession Time	25:15	34:45
TOTAL OFFENSE PLAYS-YARDS	340	390	Third-Down Conversions	2-11	8-17
Fumble Returns-Yards	0-0	0-0	Fourth-Down Conversions	3-4	0-0
Punt Returns-Yards	3-56	0-0	Red-Zone Scores-Chances	2-4	1-2
Kickoff Returns-Yards	1-13	0-0	Sacks By: Number-Yards	4-19	4-33
Interception Returns-Yards	0-0	2-0			



DB CALEB WOODEN became the first Razorback since 2009 to score a touchdown on a blocked punt in the first quarter at LSU. Wooden finished the day with seven tackles.

ARKANSAS

RUSHING	ATT	GAIN	LOST	NET	TD	LONG	AVG
Mike Washington Jr.	13	87	2	85	1	23	6.5
Taylen Green	17	106	36	70	1	55	4.1
Raylen Sharpe	3	21	1	20	0	11	6.7
Cam Settles	1	1	0	1	0	1	1.0
Rodney Hill	1	0	1	-1	0	0	-1.0
Totals	*35*	*215*	*40*	*175*	*2*	*55*	*5.0*

PASSING	COMP	ATT	INT	YARDS	TD	LONG	SACKS
Taylen Green	11	19	2	165	0	26	4

RECEIVING	TARGETS	NO.	YARDS	YAC	TD	LONG
Raylen Sharpe	6	4	65	31	0	24
Jaden Platt	2	2	26	20	0	18
Courtney Crutchfield	1	1	26	2	0	26
O'Mega Blake	3	1	17	15	0	17
CJ Brown	4	1	16	1	0	16
Rodney Hill	1	1	9	10	0	9
Mike Washington Jr.	1	1	6	10	0	6
Totals	*18*	*11*	*165*	*89*	*0*	*26*

PUNTING	NO.	YARDS	AVG.	LONG	I20	TB
Devin Bale	3	139	46.3	52	2	0

FIELD GOALS	MADE	ATT	LONG	KICKS
Scott Starzyk	0	1	–	48x

LSU

RUSHING	ATT	GAIN	LOST	NET	TD	LONG	AVG
Caden Durham	12	66	1	65	1	27	5.4
Harlem Berry	11	54	2	52	0	14	4.7
Michael Van Buren Jr.	10	55	19	36	0	35	3.6
Ju'Juan Johnson	1	7	0	7	0	7	7.0
TEAM	3	0	5	-5	0	0	-1.7
Totals	*37*	*182*	*27*	*155*	*1*	*35*	*4.2*

PASSING	COMP	ATT	INT	YARDS	TD	LONG	SACKS
Michael Van Buren Jr.	21	31	0	221	1	34	4
Zavion Thomas	0	1	0	0	0	0	0
Ju'Juan Johnson	1	1	0	14	0	14	0
Totals	*22*	*33*	*0*	*235*	*1*	*34*	*4*

RECEIVING	TARGETS	NO.	YARDS	YAC	TD	LONG
Zavion Thomas	7	6	80	40	0	34
Barion Brown	5	3	44	13	0	21
Caden Durham	3	3	34	37	0	22
Harlem Berry	4	3	24	33	0	13
Kyle Parker	2	2	16	10	0	10
Ju'Juan Johnson	2	2	1	4	0	2
Trey'Dez Green	5	1	14	4	0	14
Bauer Sharp	1	1	12	0	1	12
Destyn Hill	1	1	10	13	0	10
Aaron Anderson	2	0	0	0	0	0
Chris Hilton Jr.	1	0	0	0	0	0
Totals	*33*	*22*	*235*	*154*	*1*	*34*

PUNTING	NO.	YARDS	AVG.	LONG	I20	TB
Grant Chadwick	5	188	37.6	50	1	0

FIELD GOALS	MADE	ATT	LONG	KICKS
Damian Ramos	3	3	50	50,42,42

GAME 11: AT TEXAS

Arkansas (2-9, 0-7) 37
#17/#18 Texas (8-3, 5-2) 52

November 22, 2025 | Austin, Texas
DKR Memorial Stadium | Time: 2:30 | Attendance: 102,361
TV: ABC > Joe Tessitore (PBP), Jesse Palmer (Analyst), Katie George (Reporter)

SCORING SUMMARY

	1	2	3	4		FINAL
Arkansas	6	14	3	14	-	37
Texas	14	10	21	7	-	52

QTR.	TEAM	SCORING PLAY
1st	ARK	S.Starzyk 51-yd FG, 5-42, 01:49
1st	TEX	D.Moore Jr. 46-yd pass from A.Manning (M.Shipley kick), 4-81, 01:35
1st	ARK	S.Starzyk 33-yd FG, 7-60, 03:55
1st	TEX	A.Manning 4-yd pass from P.Livingstone (M.Shipley kick), 10-75, 05:02
2nd	ARK	M.Washington 22-yd rush (S.Starzyk kick), 7-75, 03:23
2nd	TEX	P.Livingstone 54-yd pass from A.Manning (M.Shipley kick), 5-75, 01:43
2nd	ARK	T.Green 4-yd rush (S.Starzyk kick), 11-75, 05:02
2nd	TEX	M.Shipley 44-yd FG, 4-9, 00:50
3rd	TEX	A.Manning 3-yd rush (M.Shipley kick), 5-75, 02:28
3rd	TEX	D.Moore Jr. 8-yd pass from A.Manning (M.Shipley kick), 7-38, 02:36
3rd	ARK	S.Starzyk 33-yd FG, 13-60, 04:47
3rd	TEX	D.Moore Jr. 20-yd pass from A.Manning (M.Shipley kick), 5-75, 01:28
4th	TEX	L.Lefau 52-yd fumble return (M.Shipley kick), 04:13
4th	ARK	K.Jackson 12-yd rush (S.Starzyk kick), 10-75, 03:44
4th	ARK	J.Platt 8-yd pass from K.Jackson (S.Starzyk kick), 9-92, 01:50

TEAM STATISTICS

	ARK	TEX		ARK	TEX
FIRST DOWNS	29	22	Punts (Number-Avg)	2-41.0	3-36.3
RUSHES-YARDS (NET)	188	97	Fumbles-Lost	1-1	1-0
PASSING YDS (NET)	324	393	Penalties-Yards	9-65	7-72
Passes Comp-Att-Int	26-49-1	19-31-0	Possession Time	33:55	25:43
TOTAL OFFENSE PLAYS-YARDS	512	490	Third-Down Conversions	6-14	8-12
Fumble Returns-Yards	0-0	1-52	Fourth-Down Conversions	0-1	0-0
Punt Returns-Yards	0-0	1-8	Red-Zone Scores-Chances	5-5	4-4
Kickoff Returns-Yards	1-16	1-19	Sacks By: Number-Yards	0-0	1-7
Interception Returns-Yards	0-0	1-11			



RB MIKE WASHINGTON JR. eclipsed the 1,000-yard mark with his fifth 100-yard game of the season, rushing for 105 yards and a touchdown to go with six catches for 43 yards.

ARKANSAS

RUSHING	ATT	GAIN	LOST	NET	TD	LONG	AVG
Mike Washington Jr.	17	109	4	105	1	41	6.2
Taylen Green	6	56	0	56	1	25	9.3
KJ Jackson	4	24	7	17	1	12	4.2
Cam Settles	4	12	2	10	0	5	2.5
Totals	*31*	*201*	*13*	*188*	*3*	*41*	*6.1*

PASSING	COMP	ATT	INT	YARDS	TD	LONG	SACKS
KJ Jackson	16	29	0	206	1	27	1
Taylen Green	10	20	1	118	0	30	0
Totals	*26*	*49*	*1*	*324*	*1*	*30*	*1*

RECEIVING	TARGETS	NO.	YARDS	YAC	TD	LONG
Mike Washington Jr.	7	6	43	41	0	26
Rohan Jones	7	5	82	36	0	27
Jaden Platt	7	4	66	13	1	30
Raylen Sharpe	11	4	65	37	0	21
O'Mega Blake	6	3	38	9	0	18
CJ Brown	4	2	23	0	0	16
Cam Settles	2	1	5	0	0	5
Maddox Lassiter	1	1	2	0	0	2
Kam Shanks	2	0	0	0	0	0
Totals	*47*	*26*	*324*	*136*	*1*	*30*

PUNTING	NO.	YARDS	AVG.	LONG	I20	TB
Devin Bale	2	82	41.0	61	1	0

FIELD GOALS	MADE	ATT	LONG	KICKS
Scott Starzyk	3	3	51	51,33,33

TEXAS

RUSHING	ATT	GAIN	LOST	NET	TD	LONG	AVG
Quintrevion Wisner	15	71	4	67	0	12	4.5
CJ Baxter	7	25	1	24	0	6	3.4
Arch Manning	2	5	0	5	1	3	2.5
Christian Clark	3	6	4	2	0	4	0.7
TEAM	1	0	1	-1	0	0	-1.0
Totals	*28*	*107*	*10*	*97*	*1*	*12*	*3.5*

PASSING	COMP	ATT	INT	YARDS	TD	LONG	SACKS
Arch Manning	18	30	0	389	4	54	0
Parker Livingstone	1	1	0	4	1	4	0
Totals	*19*	*31*	*0*	*393*	*5*	*54*	*0*

RECEIVING	TARGETS	NO.	YARDS	YAC	TD	LONG
Ryan Wingo	6	6	81	51	0	22
Emmett Mosley V	8	4	81	43	0	30
DeAndre Moore Jr.	4	3	74	23	3	46
Parker Livingstone	3	2	104	12	1	54
Jack Endries	6	2	49	26	0	35
Arch Manning	1	1	4	0	1	4
Nick Townsend	1	1	0	3	0	0
Quintrevion Wisner	2	0	0	0	0	0
Totals	*31*	*19*	*393*	*158*	*5*	*54*

PUNTING	NO.	YARDS	AVG.	LONG	I20	TB
Jack Bouwmeester	3	109	36.3	39	2	0

FIELD GOALS	MADE	ATT	LONG	KICKS
Mason Shipley	1	1	44	44

GAME 12: MISSOURI

RV/RV Missouri (8-4, 4-4).....31
Arkansas (2-10, 0-8) 17

November 29, 2025 | Fayetteville, Ark.
Donald W. Reynolds Razorback Stadium | Time: 2:30 | Attendance: 61,508
TV: SECN > Dave Neal (PBP), Fozzy Whittaker (Analyst), Morgan Uber (Reporter)

SCORING SUMMARY

	1	2	3	4		FINAL
Missouri	7	7	6	11	-	31
Arkansas	7	10	0	0	-	17

QTR.	TEAM	SCORING PLAY
1st	MIZ	J.Roberts 4-yd rush (O.Robbins kick), 3-60, 01:27
1st	ARK	O.Blake 16-yd pass from K.Jackson (S.Starzyk kick), 12-73, 04:52
2nd	ARK	B.Shaw 32-yd fumble return (S.Starzyk kick), 03:03
2nd	MIZ	B.Pribula 11-yd rush (O.Robbins kick), 9-75, 04:39
2nd	ARK	S.Starzyk 28-yd FG, 6-12, 01:04
3rd	MIZ	A.Hardy 53-yd rush (rush failed), 4-65, 01:30
4th	MIZ	O.Robbins 41-yd FG, 12-61, 06:41
4th	MIZ	K.Coleman Jr. 67-yd punt return (J.Roberts rush), 01:49

TEAM STATISTICS

	MIZ	ARK
FIRST DOWNS	26	15
RUSHES-YARDS (NET)	58-322	25-61
PASSING YDS (NET)	25	185
Passes Comp-Att-Int	4-7-0	17-30-0
TOTAL OFFENSE PLAYS-YARDS	65-347	55-246
Fumble Returns-Yards	0-0	1-32
Punt Returns-Yards	1-67	2-26
Kickoff Returns-Yards	6-381	4-250
Interception Returns-Yards	0-0	0-0
Punts (Number-Avg)	2-40.0	6-46.3
Fumbles-Lost	2-1	1-0
Penalties-Yards	5-45	16-121
Possession Time	34:03	25:57
Third-Down Conversions	4-10	5-13
Fourth-Down Conversions	1-2	1-1
Red-Zone Scores-Chances	3-4	2-2
Sacks By: Number-Yards	4-26	2-11



DB LARRY WORTH recorded a season-best 10 tackles in the season finale, making seven solo stops.

MISSOURI

RUSHING	ATT	GAIN	LOST	NET	TD	LONG	AVG
Ahmad Hardy	27	162	5	157	1	53	5.8
Jamal Roberts	11	100	0	100	1	38	9.1
Beau Pribula	16	107	29	78	1	49	4.9
Kevin Coleman Jr.	2	20	0	20	0	16	10.0
TEAM	2	0	33	-33	0	0	-16.5
Totals	*58*	*389*	*67*	*322*	*3*	*53*	*5.6*

PASSING	COMP	ATT	INT	YARDS	TD	LONG	SACKS
Beau Pribula	4	7	0	25	0	13	2

RECEIVING	TARGETS	NO.	YARDS	YAC	TD	LONG
Brett Norfleet	5	2	13	11	0	13
Jamal Roberts	1	1	10	12	0	10
Joshua Manning	1	1	2	5	0	2
Totals	*7*	*4*	*25*	*28*	*0*	*13*

PUNTING	NO.	YARDS	AVG.	LONG	I20	TB
Connor Weselman	2	80	40.0	43	0	0

FIELD GOALS	MADE	ATT	LONG	KICKS
Oliver Robbins	1	1	41	41

ARKANSAS

RUSHING	ATT	GAIN	LOST	NET	TD	LONG	AVG
Mike Washington Jr.	11	53	3	50	0	11	4.5
KJ Jackson	4	17	3	14	0	7	3.5
Taylen Green	8	27	23	4	0	11	0.5
Raylen Sharpe	2	0	7	-7	0	0	-3.5
Totals	*25*	*97*	*36*	*61*	*0*	*11*	*2.4*

PASSING	COMP	ATT	INT	YARDS	TD	LONG	SACKS
KJ Jackson	11	17	0	126	1	26	1
Taylen Green	6	13	0	59	0	23	3
Totals	*17*	*30*	*0*	*185*	*1*	*26*	*4*

RECEIVING	TARGETS	NO.	YARDS	YAC	TD	LONG
Mike Washington Jr.	7	5	26	27	0	8
O'Mega Blake	5	4	53	5	1	23
Raylen Sharpe	4	3	35	14	0	22
CJ Brown	5	2	29	14	0	15
Rohan Jones	2	1	26	8	0	26
Cam Settles	2	1	11	3	0	11
Jaden Platt	4	1	5	0	0	5
Kam Shanks	1	0	0	0	0	0
Totals	*30*	*17*	*185*	*71*	*1*	*26*

PUNTING	NO.	YARDS	AVG.	LONG	I20	TB
Devin Bale	6	278	46.3	52	1	3

FIELD GOALS	MADE	ATT	LONG	KICKS
Scott Starzyk	1	2	28	28,42x



2025 TEAM & INDIVIDUAL STATISTICS

2025 SCHEDULE & RESULTS

DATE	OPPONENT	SCORE	OVERALL	SEC	TIME	ATTEND
Aug. 30	Alabama A&M	W, 52-7	1-0	0-0	3:23	70,827
Sept. 6	Arkansas St.	W, 56-14	2-0	0-0	3:24	54,224
Sept. 13	at Ole Miss*	L, 35-41	2-1	0-1	3:32	65,068
Sept. 20	at Memphis	L, 31-32	2-2	0-1	3:31	39,861
Sept. 27	Notre Dame	L, 13-56	2-3	0-1	3:20	75,111
Oct. 11	at Tennessee*	L, 31-34	2-4	0-2	3:36	101,915
Oct. 18	Texas A&M*	L, 42-45	2-5	0-3	3:31	73,845
Oct. 25	Auburn*	L, 24-33	2-6	0-4	3:09	68,922
Nov. 1	Mississippi St.*	L, 35-38	2-7	0-5	3:43	68,358
Nov. 15	at LSU*	L, 22-23	2-8	0-6	3:19	100,212
Nov. 22	at Texas*	L, 37-52	2-9	0-7	3:39	102,361
Nov. 29	Missouri*	L, 17-31	2-10	0-8	3:12	61,508

TEAM STATISTICS

CATEGORY	ARK	OPP
Scoring	395	406
Points per game	32.9	33.8
Points off turnovers	35	55
First Downs	278	286
Rushing	128	127
Passing	131	125
Penalty	19	34
Rushing yardage	2303	2231
Yards gained rushing	2631	2561
Yards lost rushing	328	330
Rushing attempts	405	475
Average per rush	5.7	4.7
Average per game	191.9	185.9
TDs rushing	25	24
Passing yardage	3155	2871
Comp-Att-Int	231-381-11	213-339-6
Average per pass	8.3	8.5
Average per catch	13.7	13.5
Average per game	262.9	239.3
TDs passing	22	22
Total Offense	5458	5102
Total plays	786	814
Average per play	6.9	6.3
Average per game	454.8	425.2
Kick returns: #-Yards	12-269	13-350
Punt returns: #-Yards	17-124	7-105
Int returns: #-Yards	6-160	11-115
Kick return average	22.4	26.9
Punt return average	7.3	15.0
Int return average	26.7	10.5
Fumbles-Lost	14-9	12-3
Penalties-Yards	93-804	73-607
Average per game	67.0	50.6
Punts-Yards	35-1569	40-1706
Average per punt	44.8	42.7
Net punt average	39.1	38.3
Kickoffs-Yards	75-4701	78-4984
Average per kick	62.7	63.9
Net kick average	37.5	39.7
Time of possession / game	28:59	30:59
3rd-down conversion	67/140	67/150
3rd-down pct.	48	45
4th-down conversion	9/17	11/16
4th-down pct.	53	69
Sacks by-Yards	22-151	29-232
Misc. yards	0	0
Touchdowns scored	50	50
Field goals-attempts	14-18	19-21
On-Side kicks	0-1	0-1
Red-zone scores	(44-48) 92	(47-53) 89
Red-zone touchdowns	(36-48) 75	(34-53) 64
PAT-attempts	(47-47) 100	(45-45) 100
2-point conversion-attempts	(3-4) 75	(2-5) 40
Attendance	472795	409417
Games / Avg per game	7/67542	5/81883

SCORE BY PERIODS

TEAM	1ST	2ND	3RD	4TH	OT	TOT
Arkansas	95	162	67	71	0	395
Opponents	94	126	97	89	0	406

INDIVIDUAL STATISTICS

PASSING	GP	EFFIC	COMP-ATT-INT	PCT	YDS	TD	LG	AVG/G
Taylen Green	12	143.2	198-326-11	60.7	2714	19	62	226.2
KJ Jackson	5	148.0	33-54-0	61.1	441	3	41	88.2
Trever Jackson	1	0.0	0-1-0	0.0	0	0	0	0.0
Total	*12*	*143.5*	*231-381-11*	*60.6*	*3155*	*22*	*62*	*262.9*
Opponents	*12*	*151.8*	*213-339-6*	*62.8*	*2871*	*22*	*64*	*239.3*

RUSHING	GP	ATT	GAIN	LOSS	NET	AVG	TD	LG	AVG/G
Mike Washington	12	167	1105	35	1070	6.4	8	57	89.2
Taylen Green	12	139	1026	249	777	5.6	8	64	64.8
Braylen Russell	9	55	291	5	286	5.2	5	23	31.8
Raylen Sharpe	12	6	62	8	54	9.0	0	41	4.5
KJ Jackson	5	11	62	10	52	4.7	2	12	10.4
Rodney Hill	11	8	38	2	36	4.5	0	18	3.3
Cam Settles	9	6	18	2	16	2.7	0	5	1.8
AJ Green	4	3	13	2	11	3.7	0	12	2.8
Rohan Jones	12	2	10	0	10	5.0	1	5	0.8
Kam Shanks	12	1	4	0	4	4.0	0	4	0.3
Maddox Lassiter	12	1	1	0	1	1.0	0	1	0.1
JacQawn McRoy	6	1	1	0	1	1.0	1	1	0.2
Team	12	5	0	15	-15	-3.0	0	0	-1.3
Total	*12*	*405*	*2631*	*328*	*2303*	*5.7*	*25*	*64*	*191.9*
Opponents	*12*	*475*	*2561*	*330*	*2231*	*4.7*	*24*	*64*	*185.9*

RECEIVING	GP	NO.	YDS	AVG	TD	LG	AVG/G
O'Mega Blake	12	58	769	13.3	5	36	64.1
Raylen Sharpe	12	41	592	14.4	3	58	49.3
Mike Washington	12	28	226	8.1	1	35	18.8
CJ Brown	12	28	319	11.4	3	26	26.6
Jaden Platt	12	21	296	14.1	2	34	24.7
Rohan Jones	12	19	519	27.3	4	62	43.3
Jalen Brown	5	12	167	13.9	2	42	33.4
Kam Shanks	12	9	101	11.2	1	25	8.4
Braylen Russell	9	4	27	6.8	0	14	3.0
Andreas Paaske	5	3	27	9.0	1	14	5.4
Cam Settles	9	2	16	8.0	0	11	1.8
Rodney Hill	11	1	9	9.0	0	9	0.8
Andy Jean	5	1	21	21.0	0	21	4.2
Maddox Lassiter	12	1	2	2.0	0	2	0.2
Monte Harrison	2	1	29	29.0	0	29	14.5
Krosse Johnson	5	1	9	9.0	0	9	1.8
Courtney Crutchfield	11	1	26	26.0	0	26	2.4
Total	*12*	*231*	*3155*	*13.7*	*22*	*62*	*262.9*
Opponents	*12*	*213*	*2871*	*13.5*	*22*	*64*	*239.3*

TOTAL OFFENSE	G	PLAYS	RUSH	PASS	TOTAL	AVG/G
Taylen Green	12	465	777	2714	3491	290.9
Mike Washington	12	167	1070	0	1070	89.2
KJ Jackson	5	65	52	441	493	98.6
Braylen Russell	9	55	286	0	286	31.8
Raylen Sharpe	12	6	54	0	54	4.5
Rodney Hill	11	8	36	0	36	3.3
Cam Settles	9	6	16	0	16	1.8
AJ Green	4	3	11	0	11	2.8
Rohan Jones	12	2	10	0	10	0.8
Kam Shanks	12	1	4	0	4	0.3
Maddox Lassiter	12	1	1	0	1	0.1
JacQawn McRoy	6	1	1	0	1	0.2
Team	12	0	-15	0	-15	-1.3
Total	*12*	*786*	*2303*	*3155*	*5458*	*454.8*
Opponents	*12*	*814*	*2231*	*2871*	*5102*	*425.2*

2025 INDIVIDUAL STATISTICS

PUNT RETURNS	NO.	YDS	AVG	TD	LG
Kam Shanks	16	93	5.8	0	26
Caleb Wooden	0	16	0.0	1	16
Wyatt Simmons	1	15	15.0	0	15
Total	*17*	*124*	*7.3*	*1*	*26*
Opponents	*7*	*105*	*15.0*	*1*	*67*

INTERCEPTIONS	NO.	YDS	AVG	TD	LG
Julian Neal	2	34	17.0	0	19
Jordan Young	1	12	12.0	0	12
Xavian Sorey	1	25	25.0	0	25
Kani Walker	1	89	89.0	1	89
Miguel Mitchell	1	0	0.0	0	0
Total	*6*	*160*	*26.7*	*1*	*89*
Opponents	*11*	*115*	*10.5*	*1*	*49*

KICK RETURNS	NO.	YDS	AVG	TD	LG
Rodney Hill	10	240	24.0	0	29
Landon Phipps	1	13	13.0	0	13
Kam Shanks	1	16	16.0	0	16
Total	*12*	*269*	*22.4*	*0*	*29*
Opponents	*13*	*350*	*26.9*	*1*	*98*

FUMBLES RECOVERED	NO.	YDS	AVG	TD	LG
Bradley Shaw	1	32	32.0	1	32
Shakur Smalls	1	0	0.0	0	0
Devin Bale	1	0	0.0	0	0
Total	*3*	*32*	*10.7*	*1*	*32*
Opponents	*9*	*85*	*9.4*	*1*	*52*

SCORING	TD	FG	KICK	RUSH	RCV	PASS	DXP	SAF	PTS
Scott Starzyk	–	14-18	47-47	–	–	–	–	–	89
Mike Washington	9	–	–	–	–	–	–	–	54
Taylen Green	8	–	–	1	–	2	–	–	50
Rohan Jones	5	–	–	–	2	–	–	–	34
O'Mega Blake	5	–	–	–	–	–	–	–	30
Braylen Russell	5	–	–	–	–	–	–	–	30
Raylen Sharpe	3	–	–	–	–	–	–	–	18
CJ Brown	3	–	–	–	–	–	–	–	18
Jalen Brown	2	–	–	–	–	–	–	–	12
Jaden Platt	2	–	–	–	–	–	–	–	12
KJ Jackson	2	–	–	–	–	–	–	–	12
Andreas Paaske	1	–	–	–	–	–	–	–	6
Kani Walker	1	–	–	–	–	–	–	–	6
Caleb Wooden	1	–	–	–	–	–	–	–	6
Kam Shanks	1	–	–	–	–	–	–	–	6
Bradley Shaw	1	–	–	–	–	–	–	–	6
JacQawn McRoy	1	–	–	–	–	–	–	–	6
Total	*50*	*14-18*	*47-47*	*1*	*2*	*2*	*0*	*0*	*395*
Opponents	*50*	*19-21*	*45-45*	*2*	*0*	*0*	*0*	*0*	*406*

FIELD GOALS	FG	PCT.	01-19	20-29	30-39	40-49	50-99	LG	BLK
Scott Starzyk	14-18	77.8	0-0	5-5	4-4	3-6	2-3	53	0
Opponents	*19-21*	*90.5*	*0-0*	*4-4*	*5-5*	*8-9*	*2-3*	*50*	*0*

FIELD GOAL SEQUENCE	ARKANSAS	OPPONENTS
Alabama A&M	(53)	–
Arkansas St	53	–
Ole Miss	51,49	(36),(23)
Memphis	(46)	(38),46,(47)
Notre Dame	(39),(49)	–
Tennessee	(28)	(37),(50)
Texas A&M	(22),(22)	(29)
Auburn	(27)	(36),(23),(43),(26),(47),(37)
Mississippi St.	(42),(30)	(46)
LSU	48	(50),(42),(42)
Texas	(51),(33),(33)	(44)
Missouri	(28),42	(41)

PUNTING	NO.	YDS	AVG	LG	TB	FC	I20	50	BLK
Devin Bale	34	1552	45.6	62	4	11	13	11	0
Team	1	17	17.0	0	0	0	0	0	1
Total	*35*	*1569*	*44.8*	*62*	*4*	*11*	*13*	*11*	*1*
Opponents	*40*	*1706*	*42.7*	*59*	*4*	*9*	*11*	*10*	*1*

KICKOFFS	NO.	YDS	AVG	TB	OB	RETN	NET	YDLN
Devin Bale	66	4152	62.9	47	1			
Blake Ford	9	549	61.0	6	0			
Total	*75*	*4701*	*62.7*	*53*	*1*	*14*	*37.5*	*27*
Opponents	*78*	*4984*	*63.9*	*56*	*3*	*13*	*39.7*	*25*

ALL PURPOSE	G	RUSH	RCV	PR	KR	IR	TOTAL	AVG/G
Mike Washington	12	1070	226	0	0	0	1296	108.0
Taylen Green	12	777	0	0	0	0	777	64.8
O'Mega Blake	12	0	769	0	0	0	769	64.1
Raylen Sharpe	12	54	592	0	0	0	646	53.8
Rohan Jones	12	10	519	0	0	0	529	44.1
CJ Brown	12	0	319	0	0	0	319	26.6
Braylen Russell	9	286	27	0	0	0	313	34.8
Jaden Platt	12	0	296	0	0	0	296	24.7
Rodney Hill	11	36	9	0	240	0	285	25.9
Kam Shanks	12	4	101	93	16	0	214	17.8
Jalen Brown	5	0	167	0	0	0	167	33.4
Kani Walker	11	0	0	0	0	89	89	8.1
KJ Jackson	5	52	0	0	0	0	52	10.4
Julian Neal	12	0	0	0	0	34	34	2.8
Cam Settles	9	16	16	0	0	0	32	3.6
Monte Harrison	2	0	29	0	0	0	29	14.5
Andreas Paaske	5	0	27	0	0	0	27	5.4
Courtney Crutchfield	11	0	26	0	0	0	26	2.4
Xavian Sorey	12	0	0	0	0	25	25	2.1
Andy Jean	5	0	21	0	0	0	21	4.2
Caleb Wooden	12	0	0	16	0	0	16	1.3
Wyatt Simmons	12	0	0	15	0	0	15	1.3
Landon Phipps	12	0	0	0	13	0	13	1.1
Jordan Young	11	0	0	0	0	12	12	1.1
AJ Green	4	11	0	0	0	0	11	2.8
Krosse Johnson	5	0	9	0	0	0	9	1.8
Maddox Lassiter	12	1	2	0	0	0	3	0.3
JacQawn McRoy	6	1	0	0	0	0	1	0.2
Team	12	-15	0	0	0	0	-15	-1.3
Total	*12*	*2303*	*3155*	*124*	*269*	*160*	*6011*	*500.9*
Opponents	*12*	*2231*	*2871*	*105*	*350*	*115*	*5672*	*472.7*



QUARTERBACK TAYLEN GREEN'S six 300-yard career passing games at Arkansas were the third most by a Razorback quarterback in program history while his 16 career rushing touchdowns ranked fifth in program history.

2025 INDIVIDUAL DEFENSIVE STATISTICS



DEFENSIVE LINEMAN CAM BALL started all 11 games he appeared in during the 2025 season while tallying 27 total tackles, including four and a half tackles for loss and six quarterback hurries.



RUNNING BACK MIKE WASHINGTON JR. became the 16th Razorback in program history to rush for 1,000+ yards in a season after registering 1,070 yards and eight touchdowns on 167 carries in 2025

TEAM DEFENSE

				TACKLES			SACKS			PASS DEFENSE		FUMBLES		BLKD	
##	PLAYER	GP	UA	A	TOT	TFL/YDS	NO-YDS	INT-YDS	BRUP	QBH	FR-YDS	FF	KICK	SAF
10	Xavian Sorey	12	36	45	81	7.5-27	2.5-15	1-25	3	3	–	1	–	–
14	Stephen Dix Jr.	12	29	50	79	4-11	1-6	–	–	–	–	–	–	–
3	Larry Worth III	12	37	27	64	0.5-0	–	–	1	–	–	–	–	–
22	Caleb Wooden	12	39	20	59	3-5	–	–	3	2	–	–	–	–
23	Julian Neal	12	32	23	55	2-3	–	2-34	10	–	–	–	–	–
13	Kani Walker	11	33	19	52	3-11	1-8	1-89	11	–	–	–	–	–
16	Miguel Mitchell	12	26	26	52	1-2	1-2	1-0	1	–	–	–	–	–
7	Bradley Shaw	12	24	26	50	5-10	2-6	–	1	1	1-32	1	–	–
97	Quincy Rhodes Jr.	12	28	16	44	15.5-77	8-56	–	–	6	–	1	–	–
1	Phillip Lee	11	16	15	31	6-46	3.5-42	–	–	4	–	–	–	–
4	Jordan Young	11	18	11	29	–	–	1-12	6	1	–	1	–	–
0	Justus Boone	12	11	17	28	1.5-6	1-5	–	1	3	–	–	–	–
5	Cameron Ball	11	14	13	27	4.5-17	–	–	–	6	–	–	–	–
95	Ian Geffrard	12	10	15	25	4-5	–	–	1	–	–	–	–	–
42	Wyatt Simmons	12	8	9	17	–	–	–	–	–	–	–	1	
19	Shakur Smalls	12	11	4	15	1-8	1-8	–	3	–	1-0	2	–	–
15	Jaheim Singletary	9	9	3	12	–	–	–	1	–	–	–	–	–
88	Danny Saili	11	4	6	10	2.5-6	–	–	1	2	–	–	–	–
9	Charlie Collins	9	4	5	9	1-3	–	–	–	–	–	–	–	–
26	Trent Whalen	12	4	5	9	–	–	–	–	2	–	–	–	–
44	Frank Mulipola	5	4	4	8	–	–	–	–	–	–	–	–	–
20	JJ Shelton	9	4	3	7	1-3	1-3	–	1	–	–	–	–	–
47	Maddox Lassiter	12	3	2	5	–	–	–	–	–	–	–	–	–
92	David Oke	3	1	3	4	1-3	–	–	–	–	–	–	–	–
27	Ahkhari Johnson	8	2	2	4	–	–	–	–	–	–	–	–	–
11	Ken Talley	3	1	2	3	–	–	–	–	–	–	–	–	–
99	Kaleb James	12	–	3	3	–	–	–	–	–	–	–	–	–
32	Landon Phipps	12	2	1	3	–	–	–	–	–	–	–	–	–
91	Kevin Oatis	4	–	2	2	–	–	–	–	1	–	–	–	–
25	Tavion Wallace	9	1	1	2	–	–	–	–	–	–	–	–	–
21	Keshawn Davila	12	1	1	2	–	–	–	2	–	–	–	–	–
94	Reginald Vaughn	2	2	–	2	1-2	–	–	–	–	–	–	–	–
17	Nigel Pringle	8	2	–	2	–	–	–	–	–	–	–	–	–
9	O'Mega Blake	12	2	–	2	–	–	–	–	–	–	–	–	–
37	Devin Bale	12	1	1	2	–	–	–	–	–	1-0	–	–	–
6	Kavion Henderson	2	–	2	2	–	–	–	–	–	–	–	–	–
8	Quentavius Scandrett	3	–	2	2	–	–	–	–	–	–	–	–	–
24	Andrew Harris	3	–	2	2	–	–	–	–	–	–	–	–	–
76	E'Marion Harris	11	1	1	2	–	–	–	–	–	–	–	–	–
6	Raylen Sharpe	12	1	–	1	–	–	–	–	–	–	–	–	–
3	CJ Brown	12	1	–	1	–	–	–	–	–	–	–	–	–
82	Zach Taylor	3	1	–	1	–	–	–	–	–	–	–	–	–
28	Justin Logan	1	1	–	1	–	–	–	–	–	–	–	–	–
29	Jaden Allen	1	1	–	1	–	–	–	–	–	–	–	–	–
18	Taijh Overton	1	1	–	1	–	–	–	–	–	–	–	–	–
15	Kam Shanks	12	1	–	1	–	–	–	–	–	–	–	–	–
30	Ashton Ngo	12	1	–	1	–	–	–	–	–	–	–	–	–
51	Corey Robinson II	12	–	1	1	–	–	–	–	–	–	–	–	–
Totals		*12*	*428*	*388*	*816*	*65-245*	*22-151*	*6-160*	*46*	*31*	*3-32*	*6*	*1*	*0*
Opponents		*12*	*408*	*360*	*768*	*62-310*	*29-232*	*11-115*	*46*	*54*	*9-85*	*11*	*1*	*0*

TAKEAWAYS/GIVEAWAYS

	TAKEAWAYS				GIVEAWAYS				
OPPONENT	FUMBLES	INT	TOT	PTS OFF	FUMBLES	INT	TOT	PTS OFF	MARGIN
Alabama A&M	2	0	2	7	0	0	0	0	+2
Arkansas State	0	2	2	7	0	2	2	7	0
at Ole Miss	0	0	0	0	1	0	1	0	-1
at Memphis	0	2	2	7	1	2	3	7	-1
Notre Dame	0	0	0	0	1	1	2	7	-2
at Tennessee	0	0	0	0	3	0	3	7	-3
Texas A&M	0	0	0	0	0	0	0	0	0
Auburn	0	1	1	7	1	3	4	14	-3
Mississippi State	0	1	1	7	0	0	0	0	+1
at LSU	0	0	0	0	1	2	3	6	-3
at Texas	0	0	0	0	1	1	2	14	-2
Missouri	1	0	1	7	0	0	0	0	+1
TOTAL	*3*	*6*	*9*	*42*	*9*	*11*	*20*	*62*	*-11*

2025 GAME-BY-GAME PARTICIPATION

2026 ARKANSAS FOOTBALL

##	PLAYER	GP/GS	AAMU	ASU	UM	MEM	ND	UT	AM	AU	MS	LS	TX	MO
0	Justus Boone	12/3	X	X	START	X	X	START	X	START	X	X	X	X
0	Braylen Russell	9/1	X	X	X	X	X	X	X	START	X	–	–	–
1	Phillip Lee	11/4	X	START	START	START	START	X	X	–	X	X	X	X
1	Rodney Hill	11/0	X	X	X	X	X	X	X	X	X	X	–	X
2	Selman Bridges	2/0	X	X	–	–	–	–	–	–	–	–	–	–
2	Courtney Crutchfield	11/0	X	X	–	X	X	X	X	X	X	X	X	X
3	Larry Worth III	12/11	START	START	START	START	START	START	START	START	START	X	START	START
3	CJ Brown	12/10	X	START	START	X	START	START	START	START	START	START	START	START
4	Jordan Young	11/9	START	START	X	START	START	START	START	START	X	START	START	–
4	Mike Washington	12/12	START	START	START	START	START	START	START	START	START	START	START	START
5	Cameron Ball	11/11	START	START	START	START	START	START	START	–	START	START	START	START
5	Ja'Kayden Ferguson	6/0	X	X	–	X	X	X	X	–	–	–	–	–
6	Raylen Sharpe	12/3	X	X	X	X	X	START	X	START	X	START	X	X
6	Kavion Henderson	2/0	X	X	–	–	–	–	–	–	–	–	–	–
7	Bradley Shaw	12/7	X	X	X	X	START	START	X	START	START	START	START	START
7	KJ Jackson	5/1	X	X	–	–	–	–	X	–	–	–	X	START
8	Quentavius Scandrett	3/0	X	X	X	–	–	–	–	–	–	–	–	–
8	Grayson Wilson	0/0	–	–	–	–	–	–	–	–	–	–	–	–
9	O'Mega Blake	12/12	START	START	START	START	START	START	START	START	START	START	START	START
9	Charlie Collins	9/3	START	X	X	X	X	X	START	X	START	–	–	–
10	Taylen Green	12/11	START	START	START	START	START	START	START	START	START	START	START	X
10	Xavian Sorey	12/12	START	START	START	START	START	START	START	START	START	START	START	START
11	Ken Talley	3/0	X	X	–	–	–	–	–	–	–	–	–	X
11	Monte Harrison	2/0	X	X	–	–	–	–	–	–	–	–	–	–
13	Kani Walker	11/11	START	START	START	–	START	START	START	START	START	START	START	START
13	Trever Jackson	1/0	X	–	–	–	–	–	–	–	–	–	–	–
14	Stephen Dix Jr.	12/10	START	START	START	START	X	X	START	START	START	START	START	START
14	Andy Jean	5/0	–	–	–	–	X	X	–	X	X	X	–	–
15	Jaheim Singletary	9/2	X	X	–	START	X	–	X	X	X	X	–	START
15	Kam Shanks	12/0	X	X	X	X	X	X	X	X	X	X	X	X
16	Miguel Mitchell	12/3	START	X	START	X	X	X	X	X	X	START	X	X
16	Ismael Cisse	0/0	–	–	–	–	–	–	–	–	–	–	–	–
17	Jalen Brown	5/5	START	START	START	START	START	–	–	–	–	–	–	–
17	Nigel Pringle	8/0	X	X	–	X	X	X	X	X	–	X	–	–
18	Brayson McHenry	0/0	–	–	–	–	–	–	–	–	–	–	–	–
18	Krosse Johnson	5/0	X	–	–	–	–	X	X	X	–	X	–	–
18	Taijh Overton	1/0	X	–	–	–	–	–	–	–	–	–	–	–
19	Shakur Smalls	12/0	X	X	X	X	X	X	X	X	X	X	X	X
19	Antonio Jordan	2/0	–	–	–	–	–	–	X	X	–	–	–	–
20	AJ Green	4/0	X	X	X	–	X	–	–	–	–	–	–	–
20	JJ Shelton	9/0	X	X	–	–	–	X	X	X	X	X	X	X
21	Keshawn Davila	12/0	X	X	X	X	X	X	X	X	X	X	X	X
22	Caleb Wooden	12/11	X	START	START	START	START	START	START	START	START	START	START	START
23	Julian Neal	12/12	START	START	START	START	START	START	START	START	START	START	START	START
24	Andrew Harris	3/0	X	X	X	–	–	–	–	–	–	–	–	–
25	Markeylin Batton	4/0	X	X	–	X	X	–	–	–	–	–	–	–
25	Tavion Wallace	9/0	X	X	–	–	–	X	X	X	X	X	X	X
26	Trent Whalen	12/0	X	X	X	X	X	X	X	X	X	X	X	X
27	Ahkhari Johnson	8/0	X	X	X	X	–	–	–	–	X	X	X	X
27	Cam Setties	9/0	X	X	–	–	–	X	X	X	X	X	X	X
28	Justin Logan	1/0	X	–	–	–	–	–	–	–	–	–	–	–
29	Jaden Allen	1/0	X	–	–	–	–	–	–	–	–	–	–	–
30	Ashton Ngo	12/0	X	X	X	X	X	X	X	X	X	X	X	X
32	Landon Phipps	12/0	X	X	X	X	X	X	X	X	X	X	X	X
33	Jeremiah Beck	4/0	X	–	X	X	X	–	–	–	–	–	–	–
34	Jabrae Shaw	0/0	–	–	–	–	–	–	–	–	–	–	–	–
35	Hutson Hendrix	0/0	–	–	–	–	–	–	–	–	–	–	–	–
36	Cade Fields	1/0	X	–	–	–	–	–	–	–	–	–	–	–
36	Gavin Rush	1/0	–	X	–	–	–	–	–	–	–	–	–	–
37	Devin Bale	12/0	X	X	X	X	X	X	X	X	X	X	X	X
38	Anton Pierce	1/0	X	–	–	–	–	–	–	–	–	–	–	–
40	Blake Ford	2/0	X	X	–	–	–	–	–	–	–	–	–	–
41	Kyle Thompson	0/0	–	–	–	–	–	–	–	–	–	–	–	–
42	Wyatt Simmons	12/0	X	X	X	X	X	X	X	X	X	X	X	X
43	Trent Sellers	1/0	X	–	–	–	–	–	–	–	–	–	–	–
44	Frank Mulipola	5/0	X	–	–	–	–	–	X	X	–	–	X	X
45	Max Schmidly	0/0	–	–	–	–	–	–	–	–	–	–	–	–
45	Preston Davis	1/0	X	–	–	–	–	–	–	–	–	–	–	–
46	Charlie Von Der Meden	1/0	–	–	–	–	–	–	X	–	–	–	–	–
47	Maddox Lassiter	12/1	X	X	X	X	X	X	X	X	X	X	START	X

##	PLAYER	GP/GS	AAMU	ASU	UM	MEM	ND	UT	AM	AU	MS	LS	TX	MO
47	Braylon Watson	1/0	X	–	–	–	–	–	–	–	–	–	–	–
48	Joseph Whitt	1/0	X	–	–	–	–	–	–	–	–	–	–	–
49	Zachary Haber	0/0	–	–	–	–	–	–	–	–	–	–	–	–
50	Kobe Branham	12/11	START	START	START	START	START	START	START	START	START	START	START	X
51	Corey Robinson II	12/12	START	START	START	START	START	START	START	START	START	START	START	START
52	Caden Kitler	11/11	START	START	START	START	START	START	START	START	–	START	START	START
52	Donovan Whitten	12/0	X	X	X	X	X	X	X	X	X	X	X	X
53	Kash Courtney	3/1	X	X	–	–	–	–	–	–	START	–	–	–
54	Keyshawn Blackstock	11/0	X	X	X	X	–	X	X	X	X	X	X	X
55	Fernando Carmona	12/12	START	START	START	START	START	START	START	START	START	START	START	START
56	Lionel Prudhomme Jr.	4/0	X	–	–	–	–	–	–	–	X	X	X	–
57	Mason Schueck	0/0	–	–	–	–	–	–	–	–	–	–	–	–
58	Timothy Dawn	0/0	–	–	–	–	–	–	–	–	–	–	–	–
60	Jonas Nantze	0/0	–	–	–	–	–	–	–	–	–	–	–	–
62	Alex Johnson	0/0	–	–	–	–	–	–	–	–	–	–	–	–
65	Aaron Smith	0/0	–	–	–	–	–	–	–	–	–	–	–	–
66	Payton Parks-Smith	0/0	–	–	–	–	–	–	–	–	–	–	–	–
70	Blake Cherry	12/0	X	X	X	X	X	X	X	X	X	X	X	X
71	JacQawn McRoy	6/1	X	X	–	–	X	X	X	–	START	–	–	–
73	Brooks Edmonson	12/0	X	X	X	X	X	X	X	X	X	X	X	X
74	Marcus Dumervil	2/0	X	X	–	–	–	–	–	–	–	–	–	–
75	Kavion Broussard	6/1	X	X	–	–	X	–	–	–	X	–	X	START
76	E'Marion Harris	11/11	START	START	START	START	START	START	START	START	–	START	START	START
78	Bubba Craig	0/0	–	–	–	–	–	–	–	–	–	–	–	–
80	Rykar Acebo	0/0	–	–	–	–	–	–	–	–	–	–	–	–
80	Scott Starzyk	12/0	X	X	X	X	X	X	X	X	X	X	X	X
81	Andreas Paaske	5/1	X	X	X	START	X	–	–	–	–	–	–	–
82	Zach Taylor	3/0	X	–	–	X	X	–	–	–	–	–	–	–
83	Jaden Platt	12/11	START	START	START	START	START	START	START	X	START	START	START	START
84	Grant Karnes	0/0	–	–	–	–	–	–	–	–	–	–	–	–
85	Jace Petty	2/0	X	–	–	–	–	–	–	–	–	–	X	–
86	Walker Catsavis	0/0	–	–	–	–	–	–	–	–	–	–	–	–
88	Rohan Jones	12/4	START	X	X	X	X	X	START	X	START	X	X	START
88	Danny Saili	11/0	X	X	X	X	X	X	–	X	X	X	X	X
89	Gavin Garretson	3/0	X	–	–	–	–	–	X	X	–	–	–	–
90	Caleb Bell	1/0	X	–	–	–	–	–	–	–	–	–	–	–
91	Kevin Oatis	4/0	X	X	–	–	–	X	X	–	–	–	–	–
92	David Oke	3/0	–	–	X	X	X	–	–	–	–	–	–	–
93	Keiundre Johnson	1/0	X	–	–	–	–	–	–	–	–	–	–	–
94	Reginald Vaughn	2/0	X	–	–	–	–	–	–	–	–	–	–	X
95	Ian Geffrard	12/12	START	START	START	START	START	START	START	START	START	START	START	START
97	Quincy Rhodes Jr.	12/11	START	START	X	START	START	START	START	START	START	START	START	START
99	Kaleb James	12/0	X	X	X	X	X	X	X	X	X	X	X	X



DEFENSIVE LINEMAN QUINCY RHODES JR.'s 15.5 tackles for loss in 2025 were the most by an Arkansas defender in a season since Trey Flowers (15.5 TFL) in 2015. He also was the first Razorback to register three multi-sack games in a season since Tre Williams in 2021.



2025 MISCELLANEOUS STATISTICS

CAREER STARTS

OFFENSE	2025	2024	2023	2022	2021	2020	TOT	CONS
Fernando Carmona, OL, R-Sr.	12	13	12	12	0	-	49	49
Taylen Green, QB, R-Sr.	11	13	12	10	0	-	46	-
Corey Robinson II, OL, R-Sr.	12	7	5	12	0	-	36	12
O'Mega Blake, WR, R-Sr.	12	9	4	0	0	-	27	12
E'Marion Harris, OL, R-Jr.	11	13	0	-	-	-	24	3
Mike Washington Jr., RB, Sr.	12	5	4	2	0	1	23	12
Caden Kitler, OL, R-Jr.	11	11	0	0	-	-	22	3
Raylen Sharpe, WR, R-Sr.	3	7	6	3	0	-	19	-
Rohan Jones, TE, Sr.	4	3	2	4	0	0	13	1
Kobe Branham, OL, R-Fr.	11	1	-	-	-	-	12	-
CJ Brown, WR, So.	10	1	-	-	-	-	11	8
Jaden Platt, TE, R-So.	11	0	-	-	-	-	11	4
Keyshawn Blackstock, OL, R-Sr.	-	9	0	0	-	-	9	-
Jalen Brown, WR, R-So.	5	2	0	-	-	-	7	-
Andreas Paaske, TE, *Sr.	1	2	3	0	-	-	6	-
Kam Shanks, WR, R-So	0	6	0	-	-	-	6	-
Ismael Cisse, WR, R-So.	-	5	0	-	-	-	5	-
Marcus Dumervil, OL, *R-Sr.	0	3	0	-	1	0	4	-
Braylen Russell, RB, So.	1	2	-	-	-	-	3	-
Maddox Lassiter, TE, R-So.	1	1	-	-	-	-	2	-
Brooks Edmonson, OL, R-So.	0	1	-	-	-	-	1	-
Rodney Hill, RB, R-Jr.	0	1	0	-	-	-	1	-
Kash Courtney, OL, Fr.	1	-	-	-	-	-	1	-
Shaq McRoy, OL, R-Fr.	1	0	-	-	-	-	1	-
Kavion Broussard, OL, R-Fr.	1	-	-	-	-	-	1	1
KJ Jackson, QB, R-Fr.	1	-	-	-	-	-	1	1

DEFENSE	2025	2024	2023	2022	2021	2020	TOT	CONS
Quentavius Scandrett, DB, *Sr.	0	12	12	8	0	-	32	-
Jordan Young, DB, R-Sr.	9	12	11	0	0	-	31	-
Stephen Dix, LB, *R-Sr.	10	10	7	-	0	5	31	6
Cam Ball, DL, R-Sr.	11	13	6	1	-	-	31	4
Shakur Smalls, DB, *R-Sr.	0	8	1	8	8	0	25	-
Xavian Sorey Jr., LB, R-Sr.	12	13	2	0	0	-	25	25
Phillip Lee, DL, R-Sr.	4	10	8	0	-	-	22	-
Frank Mulipola, DL, R-Sr.	0	12	8	0	-	-	20	-
Kani Walker, DB, R-Sr.	11	8	3	0	0	-	21	8
Larry Worth III, DB, Sr.	11	5	5	0	-	-	20	2
David Oke, DL, Sr.	0	13	1	4	-	-	18	-
Caleb Wooden, DB, Sr.	11	6	2	1	-	-	19	11
Miguel Mitchell, DB, R-Jr.	3	2	8	1	-	-	14	-
Julian Neal, DB, R-Sr.	12	4	0	0	0	-	15	12
Jaheim Singletary, DB, R-Jr.	2	6	4	0	-	-	12	1
Trent Whalen, LB, R-Sr.	0	7	0	2	2	0	11	-
Ian Geffrard, DL, R-So.	12	0	-	-	-	-	12	12
Quincy Rhodes, DL, Jr.	11	1	0	-	-	-	11	9
Bradley Shaw, LB, So.	7	0	-	-	-	-	6	5
Justus Boone, DL, R-Sr.	4	0	-	2	0	-	4	-
Charlie Collins, DL, So.	3	0	-	-	-	-	3	-

ARKANSAS INSIDE THE OPPONENT REDZONE

	TIMES IN RZ	TIMES SCORED	TOTAL PTS	RUSH TDS	PASS TDS	FG MADE	FG ATT	FAILED TO SCORE: DOWNS	INT	FUMB	HALF	GAME
Alabama A&M	5	5	35	5	0	5	0	0	0	0	0	0
Arkansas State	4	4	28	4	2	2	0	0	0	0	0	0
at Ole Miss	4	4	28	4	3	1	0	0	0	0	0	0
at Memphis	4	3	21	3	3	0	0	0	0	1	0	0
Notre Dame	2	1	7	1	1	0	0	0	1	0	0	0
at Tennessee	5	5	31	4	2	2	1	1	0	0	0	0
Texas A&M	6	6	35	4	1	3	2	2	0	0	0	0
Auburn	2	2	11	1	1	0	1	1	0	0	0	0
Mississippi State	5	5	32	4	3	1	1	1	0	0	0	0
at LSU	4	2	15	2	2	0	0	0	1	1	0	0
at Texas	5	5	27	3	2	1	2	2	0	0	0	0
Missouri	2	2	10	1	0	1	1	1	0	0	0	0
Total	*48*	*44*	*280*	*36*	*20*	*16*	*8*	*8*	*2*	*1*	*1*	*0*	*0*

Totals 44 of 48 (91.7%)

OPPONENTS INSIDE THE ARKANSAS REDZONE

	TIMES IN RZ	TIMES SCORED	TOTAL PTS	RUSH TDS	PASS TDS	FG MADE	FG ATT	FAILED TO SCORE: DOWNS	INT	FUMB	HALF	GAME
Alabama A&M	1	1	7	1	1	0	0	0	0	0	0	0
Arkansas State	3	1	7	1	0	1	0	0	2	0	0	0
at Ole Miss	7	7	41	5	3	2	2	2	0	0	0	0
at Memphis	3	3	16	2	2	0	1	1	0	0	0	0
Notre Dame	5	5	35	5	4	1	0	0	0	0	0	0
at Tennessee	6	6	34	4	3	1	2	2	0	0	0	0
Texas A&M	6	6	38	5	3	2	1	1	0	0	0	0
Auburn	6	5	15	0	0	0	5	5	0	1	0	0
Mississippi St.	6	5	31	4	2	2	1	1	0	0	0	1
at LSU	2	1	7	1	0	1	0	0	0	0	0	1
at Texas	4	4	28	4	1	3	0	0	0	0	0	0
Missouri	4	3	17	2	2	0	1	1	0	0	0	1
Total	*53*	*47*	*276*	*34*	*21*	*13*	*13*	*13*	*2*	*1*	*0*	*0*	*3*

Totals 47 of 53 (88.7%)

SCORING DRIVE BREAKDOWN

	ARKANSAS		OPPONENT	
YARDAGE	TD	FG	TD	FG
No drive	3	xx	4	-
Neg. Yards	-	-	-	-
0-9	-	-	-	3
10-19	-	1	1	2
20-29	-	-	-	-
30-39	1	1	1	1
40-49	2	3	3	4
50-59	5	2	2	4
60-69	7	3	5	2
70-79	23	3	27	3
80-89	6	1	4	-
90-99	3	-	3	-
Totals	*50*	*14*	*50*	*19*

THREE & OUT DRIVES

	ARKANSAS THREE-&-OUTS/DRIVES	OPPONENT THREE-&-OUTS/DRIVES
Alabama A&M	2/13 (15.4%)	5/12 (41.7%)
Arkansas State	1/12 (8.3%)	1/12 (8.3%)
at Ole Miss	0/9 (0.0%)	2/10 (20.0%)
at Memphis	4/13 (30.8%)	2/14 (14.7%)
Notre Dame	2/10 (20.0%)	0/10 (0%)
at Tennessee	1/12 (8.3%)	3/12 (25.0%)
Texas A&M	2/10 (20.0%)	2/10 (20.0%)
Auburn	1/10 (10.0%)	1/11 (9.1%)
Mississippi State	0/12 (0.0%)	1/12 (8.3%)
at LSU	2/10 (20.0%)	4/12 (33.3%)
at Texas	2/11 (18.2%)	1/11 (9.1%)
Missouri	3/9 (33.3%)	0/10 (0.0%)
Total	*20/131 (15.3%)*	*22/136 (16.2%)*

20+ YARD BREAKDOWN

LONG PLAYS BY YARDS	100+	90-99	80-89	70-79	60-69	50-59	40-49	30-39	20-29	TOTAL
NO.	-	-	1	-	2	6	9	17	45	80
TD	-	-	1	-	2	2	1	5	3	14

LONG PLAYS BY TYPE	RUSH	PASS	PUNT RET	KICK RET	INT	FUMBLE RET	TOTAL
NO.	28	52	1	4	2	1	88
TD	5	7	0	0	1	1	14

LONGEST PLAYS OF THE YEAR

Rushing	64	Taylen Green vs Arkansas St. (9/6/2025)
Rushing Touchdown	64	Taylen Green vs Arkansas St. (9/6/2025)
Passing	62	Taylen Green at Memphis (9/20/2025)
Passing Touchdown	62	Taylen Green to Rohan Jones at Memphis (9/20/2025)
Punt Return	26	Kam Shanks at LSU (11/15/2025)
Kick Return	29	Rodney Hill vs Mississippi St. (11/01/205)
Interception Return	89	Kani Walker vs Mississippi State (10/25/2025)
Fumble Return	32	Bradley Shaw vs Missouri (11/29/2025)



2025 SCORING DRIVES

ARKANSAS SCORING DRIVES

OPPONENT	START	PLAYS	YARDS	TIME	SCORING PLAY
Alabama A&M	ARK27	9	3	04:51	*TOUCHDOWN
Alabama A&M	ARK32	6	33	02:45	*FIELD GOAL
Alabama A&M	ARK25	9	75	02:55	*TOUCHDOWN
Alabama A&M	ARK35	6	65	02:20	*TOUCHDOWN
Alabama A&M	ARK41	6	59	00:59	*TOUCHDOWN
Alabama A&M	ARK34	6	66	03:08	*TOUCHDOWN
Alabama A&M	ARK35	12	65	06:08	*TOUCHDOWN
Alabama A&M	ARK39	3	61	00:54	*TOUCHDOWN
Arkansas State	ARK25	2	75	00:39	*TOUCHDOWN
Arkansas State	ARK20	6	80	02:24	*TOUCHDOWN
ArkansasState	ARK25	2	75	00:51	*TOUCHDOWN
Arkansas State	ASU50	4	50	01:55	*TOUCHDOWN
ArkansasState	ARK17	12	83	02:51	*TOUCHDOWN
ArkansasState	ARK30	5	70	02:10	*TOUCHDOWN
ArkansasState	ARK14	11	86	04:32	*TOUCHDOWN
ArkansasState	ARK01	8	99	04:16	*TOUCHDOWN
at Memphis	ARK25	3	75	01:10	*TOUCHDOWN
at Memphis	ARK23	6	77	02:39	*TOUCHDOWN
at Memphis	ARK34	7	66	03:27	*TOUCHDOWN
at Memphis	ARK48	4	52	00:54	*TOUCHDOWN
at Memphis	ARK25	8	47	03:09	*FIELD GOAL
Notre Dame	ARK25	7	54	02:05	*FIELD GOAL
Notre Dame	ARK25	14	75	07:55	*TOUCHDOWN
Notre Dame	ARK25	6	44	02:16	*FIELD GOAL
at Tennessee	ARK25	9	75	04:50	*TOUCHDOWN
at Tennessee	ARK20	11	70	05:44	*FIELD GOAL
at Tennessee	ARK25	11	75	05:59	*TOUCHDOWN
at Tennessee	ARK19	10	81	04:53	*TOUCHDOWN
at Tennessee	ARK20	7	80	01:56	*TOUCHDOWN
Texas A&M	ARK25	7	71	03:39	*FIELD GOAL
Texas A&M	ARK25	9	71	03:32	*FIELD GOAL
Texas A&M	ARK25	5	75	01:41	*TOUCHDOWN
Texas A&M	ARK29	5	71	00:41	*TOUCHDOWN
Texas A&M	ARK35	7	65	03:17	*TOUCHDOWN
Texas A&M	ARK25	10	75	03:55	*TOUCHDOWN
Texas A&M	ARK07	12	93	03:41	*TOUCHDOWN
Auburn	ARK17	6	83	03:22	*TOUCHDOWN
Auburn	AUB48	4	48	02:09	*TOUCHDOWN
Auburn	ARK25	9	66	04:08	*FIELD GOAL
Mississippi State	ARK44	9	56	04:18	*TOUCHDOWN
Mississippi State	ARK20	11	56	04:34	*FIELD GOAL
Mississippi State	ARK03	13	85	03:56	*FIELD GOAL
Mississippi State	ARK25	9	75	04:20	*TOUCHDOWN
Mississippi State	ARK39	2	61	00:31	*TOUCHDOWN
Mississippi State	MSU41	7	41	03:37	*TOUCHDOWN
at LSU	ARK48	11	52	05:50	*TOUCHDOWN
at LSU	LSU39	5	39	01:58	*TOUCHDOWN
at Texas	ARK25	5	42	01:49	*FIELD GOAL
at Texas	ARK25	7	60	03:55	*FIELD GOAL
at Texas	ARK25	7	75	03:23	*TOUCHDOWN
at Texas	ARK25	11	75	05:02	*TOUCHDOWN
at Texas	ARK25	13	60	04:47	*FIELD GOAL
at Texas	ARK25	10	75	03:44	*TOUCHDOWN
at Texas	ARK08	9	92	01:50	*TOUCHDOWN
Missouri	ARK27	12	73	04:52	*TOUCHDOWN
Missouri	MIZ22	6	12	01:04	*FIELD GOAL

OPPONENT SCORING DRIVES

OPPONENT	START	PLAYS	YARDS	TIME	SCORING PLAY
Alabama A&M	AAMU25	7	75	03:35	*TOUCHDOWN
Arkansas State	ASU38	14	62	06:46	*TOUCHDOWN
at Ole Miss	OM33	13	67	05:37	*TOUCHDOWN
at Ole Miss	OM25	4	75	00:54	*TOUCHDOWN
at Ole Miss	OM25	4	75	01:51	*TOUCHDOWN
at Ole Miss	OM25	10	75	03:44	*TOUCHDOWN
at Ole Miss	OM25	9	57	01:18	*FIELD GOAL
at Ole Miss	OM07	12	93	04:58	*TOUCHDOWN
at Ole Miss	OM31	9	64	04:24	*FIELD GOAL
at Memphis	MEM25	13	55	04:53	*FIELD GOAL
at Memphis	MEM29	11	71	06:02	*TOUCHDOWN
at Memphis	MEM25	6	75	01:04	*TOUCHDOWN
at Memphis	MEM41	6	30	03:17	*FIELD GOAL
at Memphis	MEM25	5	75	02:36	*TOUCHDOWN
at Memphis	MEM06	4	94	01:35	*TOUCHDOWN
Notre Dame	ND25	10	75	04:39	*TOUCHDOWN
Notre Dame	ND27	6	73	03:14	*TOUCHDOWN
Notre Dame	ND25	6	75	02:53	*TOUCHDOWN
Notre Dame	ND30	5	70	01:25	*TOUCHDOWN
Notre Dame	ND25	12	75	03:13	*TOUCHDOWN
Notre Dame	ARK45	2	45	00:15	*TOUCHDOWN
Notre Dame	ND25	8	35	04:05	*TOUCHDOWN
Notre Dame	ND43	4	57	02:07	*TOUCHDOWN
at Tennessee	TENN25	7	75	02:31	*TOUCHDOWN
at Tennessee	TENN25	12	57	04:44	*FIELD GOAL
at Tennessee	TENN25	5	75	01:44	*TOUCHDOWN
at Tennessee	TENN25	9	43	03:10	*FIELD GOAL
at Tennessee	TENN26	6	74	01:50	*TOUCHDOWN
at Tennessee	ARK19	4	19	01:31	*TOUCHDOWN
Texas A&M	TAMU25	10	75	05:15	*TOUCHDOWN
Texas A&M	ARK49	6	49	03:05	*TOUCHDOWN
Texas A&M	TAMU25	14	75	07:45	*TOUCHDOWN
Texas A&M	TAMU25	3	75	01:26	*TOUCHDOWN
Texas A&M	TAMU16	9	73	04:17	*FIELD GOAL
Texas A&M	TAMU25	9	75	04:03	*TOUCHDOWN
Texas A&M	TAMU25	10	75	04:38	*TOUCHDOWN
Auburn	AUB33	9	67	04:42	*TOUCHDOWN
Auburn	AUB06	15	76	07:46	*FIELD GOAL
Auburn	AUB49	9	46	04:30	*FIELD GOAL
Auburn	ARK43	6	18	03:50	*FIELD GOAL
Auburn	AUB18	8	73	03:49	*FIELD GOAL
Auburn	ARK34	4	5	02:10	*FIELD GOAL
Auburn	ARK38	8	19	03:21	*FIELD GOAL
Mississippi State	MSU20	12	80	04:33	*TOUCHDOWN
Mississippi State	MSU25	4	75	01:17	*TOUCHDOWN
Mississippi State	ARK45	4	45	01:25	*TOUCHDOWN
Mississippi State	MSU25	9	75	03:27	*TOUCHDOWN
Mississippi State	MSU29	8	43	03:22	*FIELD GOAL
Mississippi State	MSU31	10	69	02:20	*TOUCHDOWN
at LSU	LSU25	9	75	04:12	*TOUCHDOWN
at LSU	LSU18	10	49	05:55	*FIELD GOAL
at LSU	ARK30	4	5	01:47	*FIELD GOAL
at LSU	LSU20	5	55	00:30	*FIELD GOAL
at LSU	LSU08	12	92	06:17	*TOUCHDOWN
at Texas	TEX19	4	81	01:35	*TOUCHDOWN
at Texas	TEX25	10	75	05:02	*TOUCHDOWN
at Texas	TEX25	5	75	01:43	*TOUCHDOWN
at Texas	ARK35	4	9	00:50	*FIELD GOAL
at Texas	TEX25	5	75	02:28	*TOUCHDOWN
at Texas	ARK38	7	38	02:36	*TOUCHDOWN
at Texas	TEX25	5	75	01:28	*TOUCHDOWN
Missouri	MIZ40	3	60	01:27	*TOUCHDOWN
Missouri	MIZ25	9	75	04:39	*TOUCHDOWN
Missouri	MIZ35	4	65	01:30	*TOUCHDOWN
Missouri	MIZ16	12	61	06:41	*FIELD GOAL



2025 SEASON HIGHS

ARKANSAS TEAM GAME HIGHS

RUSHES	46	Mississippi St. (11/1/2025)
YARDS RUSHING	321	Arkansas St. (9/6/2025)
YARDS PER RUSH	11.1	Arkansas St. (9/6/2025)
TD RUSHES	4	at Ole Miss (9/13/2025)
	4	Arkansas St. (9/6/2025)
PASS ATTEMPTS	49	at Texas (11/22/2025)
PASS COMPLETIONS	26	at Texas (11/22/2025)
	26	Alabama A&M (8/30/2025)
YARDS PASSING	358	Alabama A&M (8/30/2025)
YARDS PER PASS	12.2	Auburn (10/25/2025)
TD PASSES	7	Alabama A&M (8/30/2025)
TOTAL PLAYS	80	at Texas (11/22/2025)
TOTAL OFFENSE	630	Arkansas St. (9/6/2025)
YARDS PER PLAY	10.9	Arkansas St. (9/6/2025)
POINTS	56	Arkansas St. (9/6/2025)
SACKS BY	4	at LSU (11/15/2025)
	4	Arkansas St. (9/6/2025)
FIRST DOWNS	29	at Texas (11/22/2025)
	29	at Tennessee (10/11/2025)
	29	at Ole Miss (9/13/2025)
	29	Arkansas St. (9/6/2025)
	29	Alabama A&M (8/30/2025)
PENALTIES	18	Mississippi St. (11/1/2025)
PENALTY YARDS	193	Mississippi St. (11/1/2025)
TURNOVERS	4	Auburn (10/25/2025)
PUNTS	6	Missouri (11/29/2025)
PUNTING AVG	62.0	Arkansas St. (9/6/2025)
LONG PUNT	62	Arkansas St. (9/6/2025)
PUNTS INSIDE 20	2	at LSU (11/15/2025)
	2	at Memphis (9/20/2025)
	2	Alabama A&M (8/30/2025)
LONG PUNT RETURN	26	at LSU (11/15/2025)

ARKANSAS TEAM GAME LOWS

RUSHES	23	Auburn (10/25/2025)
YARDS RUSHING	61	Missouri (11/29/2025)
YARDS PER RUSH	2.4	Missouri (11/29/2025)
TD RUSHES	0	Missouri (11/29/2025)
	0	Alabama A&M (8/30/2025)
PASS ATTEMPTS	19	at LSU (11/15/2025)
PASS COMPLETIONS	11	at LSU (11/15/2025)
YARDS PASSING	165	at LSU (11/15/2025)
YARDS PER PASS	6.2	Missouri (11/29/2025)
TD PASSES	0	at LSU (11/15/2025)
	0	Notre Dame (9/27/2025)
TOTAL PLAYS	45	Auburn (10/25/2025)
TOTAL OFFENSE	246	Missouri (11/29/2025)
YARDS PER PLAY	4.5	Missouri (11/29/2025)
POINTS	13	Notre Dame (9/27/2025)
SACKS BY	0	at Texas (11/22/2025)
	0	Texas A&M (10/18/2025)
	0	at Tennessee (10/11/2025)
FIRST DOWNS	14	Auburn (10/25/2025)
PENALTIES	1	at Tennessee (10/11/2025)
PENALTY YARDS	10	at Tennessee (10/11/2025)
INTERCEPTIONS BY	0	Missouri (11/29/2025)
	0	at Texas (11/22/2025)
	0	at LSU (11/15/2025)
	0	Texas A&M (10/18/2025)
	0	at Tennessee (10/11/2025)
	0	Notre Dame (9/27/2025)
	0	at Ole Miss (9/13/2025)
	0	Alabama A&M (8/30/2025)
PUNTS	1	at Ole Miss (9/13/2025)
	1	Arkansas St. (9/6/2025)
PUNTING AVG	23.0	Auburn (10/25/2025)
LONG PUNT	29	Auburn (10/25/2025)
PUNTS INSIDE 20	0	Notre Dame (9/27/2025)
	0	Arkansas St. (9/6/2025)
LONG PUNT RETURN	0	at Texas (11/22/2025)
	0	Mississippi St. (11/1/2025)
	0	Auburn (10/25/2025)
	0	Notre Dame (9/27/2025)
	0	at Ole Miss (9/13/2025)

ARKANSAS INDIVIDUAL GAME HIGHS

RUSHES	19	Mike Washington vs Mississippi St. (11/1/2025)
	19	Mike Washington at Tennessee (10/11/2025)
YARDS RUSHING	151	Taylen Green vs Arkansas St. (9/6/2025)
TD RUSHES	2	Taylen Green vs Texas A&M (10/18/2025)
	2	Mike Washington at Ole Miss (9/13/2025)
LONG RUSH	64	Taylen Green vs Arkansas St. (9/6/2025)
PASS ATTEMPTS	35	Taylen Green at Ole Miss (9/13/2025)
PASS COMPLETIONS	24	Taylen Green vs Alabama A&M (8/30/2025)
YARDS PASSING	325	Taylen Green at Memphis (9/20/2025)
TD PASSES	6	Taylen Green vs Alabama A&M (8/30/2025)
LONG PASS	62	Taylen Green at Memphis (9/20/2025)
RECEPTIONS	7	O'Mega Blake vs Texas A&M (10/18/2025)
	7	Raylen Sharpe at Tennessee (10/11/2025)
	7	O'Mega Blake vs Alabama A&M (8/30/2025)
YARDS RECEIVING	127	Rohan Jones vs Auburn (10/25/2025)
TD RECEPTIONS	2	CJ Brown vs Alabama A&M (8/30/2025)
LONG RECEPTION	62	Rohan Jones at Memphis (9/20/2025)
PUNTS	6	Devin Bale vs Missouri (11/29/2025)
PUNTING AVG	62.0	Devin Bale vs Arkansas St. (9/6/2025)
LONG PUNT	62	Devin Bale vs Arkansas St. (9/6/2025)
PUNTS INSIDE 20	2	Devin Bale at LSU (11/15/2025)
	2	Devin Bale at Memphis (9/20/2025)
	2	Devin Bale vs Alabama A&M (8/30/2025)
LONG PUNT RETURN	26	Kam Shanks at LSU (11/15/2025)
LONG KICKOFF RETURN	29	Rodney Hill vs Mississippi St. (11/1/2025)
TACKLES	15	Xavian Sorey vs Arkansas St. (9/6/2025)
SACKS	2	Quincy Rhodes Jr. vs Auburn (10/25/2025)
	2	Quincy Rhodes Jr. at Memphis (9/20/2025)
	2	Quincy Rhodes Jr. vs Arkansas St. (9/6/2025)
TACKLES FOR LOSS	4.5	Quincy Rhodes Jr. vs Mississippi St. (11/1/2025)

OPPONENT TEAM GAME HIGHS

RUSHES	58	Missouri (11/29/2025)
YARDS RUSHING	322	Missouri (11/29/2025)
YARDS PER RUSH	7.1	at Memphis (9/20/2025)
TD RUSHES	4	Notre Dame (9/27/2025)
PASS ATTEMPTS	36	Arkansas St. (9/6/2025)
PASS COMPLETIONS	24	Notre Dame (9/27/2025)
YARDS PASSING	431	Notre Dame (9/27/2025)
YARDS PER PASS	13.5	Notre Dame (9/27/2025)
TD PASSES	5	at Texas (11/22/2025)
TOTAL PLAYS	78	Arkansas St. (9/6/2025)
TOTAL OFFENSE	641	Notre Dame (9/27/2025)
YARDS PER PLAY	8.9	Notre Dame (9/27/2025)
POINTS	56	Notre Dame (9/27/2025)
SACKS BY	5	at Tennessee (10/11/2025)
FIRST DOWNS	32	Notre Dame (9/27/2025)
PENALTIES	10	at Tennessee (10/11/2025)
PENALTY YARDS	78	at Tennessee (10/11/2025)
TURNOVERS	2	at Memphis (9/20/2025)
	2	Arkansas St. (9/6/2025)
	2	Alabama A&M (8/30/2025)
PUNTS	9	Alabama A&M (8/30/2025)
PUNTING AVG	55.0	at Ole Miss (9/13/2025)
LONG PUNT	59	at Ole Miss (9/13/2025)
PUNTS INSIDE 20	2	at Texas (11/22/2025)
	2	Arkansas St. (9/6/2025)
LONG PUNT RETURN	67	Missouri (11/29/2025)

OPPONENT TEAM GAME LOWS

RUSHES	26	Alabama A&M (8/30/2025)
YARDS RUSHING	69	Alabama A&M (8/30/2025)
YARDS PER RUSH	2.7	Alabama A&M (8/30/2025)
TD RUSHES	0	Auburn (10/25/2025)
	0	Arkansas St. (9/6/2025)
PASS ATTEMPTS	7	Missouri (11/29/2025)
PASS COMPLETIONS	4	Missouri (11/29/2025)
YARDS PASSING	25	Missouri (11/29/2025)
YARDS PER PASS	3.6	Missouri (11/29/2025)
TD PASSES	0	Missouri (11/29/2025)
	0	Alabama A&M (8/30/2025)
TOTAL PLAYS	55	Alabama A&M (8/30/2025)
TOTAL OFFENSE	235	Alabama A&M (8/30/2025)
YARDS PER PLAY	3.7	Arkansas St. (9/6/2025)
POINTS	7	Alabama A&M (8/30/2025)
SACKS BY	0	at Ole Miss (9/13/2025)
	0	Arkansas St. (9/6/2025)
FIRST DOWNS	12	Alabama A&M (8/30/2025)
PENALTIES	4	Mississippi St. (11/1/2025)
	4	Auburn (10/25/2025)
	4	at Memphis (9/20/2025)
PENALTY YARDS	20	at Memphis (9/20/2025)
INTERCEPTIONS BY	0	Missouri (11/29/2025)
	0	Mississippi St. (11/1/2025)
	0	Texas A&M (10/18/2025)
	0	at Tennessee (10/11/2025)
	0	at Ole Miss (9/13/2025)
	0	Alabama A&M (8/30/2025)
PUNTS	0	Notre Dame (9/27/2025)
PUNTING AVG	0.0	Notre Dame (9/27/2025)
LONG PUNT	0	Notre Dame (9/27/2025)
PUNTS INSIDE 20	0	Missouri (11/29/2025)
	0	Auburn (10/25/2025)
	0	Notre Dame (9/27/2025)
LONG PUNT RETURN	0	at LSU (11/15/2025)
	0	Auburn (10/25/2025)
	0	Texas A&M (10/18/2025)
	0	at Tennessee (10/11/2025)
	0	at Ole Miss (9/13/2025)

OPPONENT INDIVIDUAL GAME HIGHS

RUSHES	28	Jeremiah Cobb vs Auburn (10/25/2025)
YARDS RUSHING	157	Ahmad Hardy vs Missouri (11/29/2025)
TD RUSHES	2	Peyton Lewis at Tennessee (10/11/2025)
	2	Jeremiyah Love vs Notre Dame (9/27/2025)
	2	Brendon Lewis at Memphis (9/20/2025)
	2	Trinidad Chambliss at Ole Miss (9/13/2025)
LONG RUSH	64	Sutton Smith at Memphis (9/20/2025)
PASS ATTEMPTS	33	Jaylen Raynor vs Arkansas St. (9/6/2025)
PASS COMPLETIONS	22	CJ Carr vs Notre Dame (9/27/2025)
YARDS PASSING	389	Arch Manning at Texas (11/22/2025)
TD PASSES	4	Arch Manning at Texas (11/22/2025)
	4	CJ Carr vs Notre Dame (9/27/2025)
LONG PASS	64	Trinidad Chambliss at Ole Miss (9/13/2025)
RECEPTIONS	7	Jordan Faison vs Notre Dame (9/27/2025)
	7	Cortez Braham Jr. at Memphis (9/20/2025)
YARDS RECEIVING	111	Anthony Evans III vs Mississippi St. (11/1/2025)
TD RECEPTIONS	3	DeAndre Moore Jr. at Texas (11/22/2025)
LONG RECEPTION	64	Dae'Quan Wright at Ole Miss (9/13/2025)
FIELD GOALS	6	Alex McPherson vs Auburn (10/25/2025)
LONG FIELD GOALS	50	Damian Ramos at LSU (11/15/2025)
	50	Max Gilbert at Tennessee (10/11/2025)
PUNTS	9	Robert Cole vs Alabama A&M (8/30/2025)
PUNTING AVG	55.0	Oscar Bird at Ole Miss (9/13/2025)
LONG PUNT	59	Oscar Bird at Ole Miss (9/13/2025)
PUNTS INSIDE 20	2	Jack Bouwmeester at Texas (11/22/2025)
	2	Jackson Waller vs Arkansas St. (9/6/2025)
LONG PUNT RETURN	67	Kevin Coleman Jr. vs Missouri (11/29/2025)
LONG KICKOFF RETURN	98	Chauncy Cobb vs Arkansas St. (9/6/2025)
TACKLES	13	Xavier Atkins vs Auburn (10/25/2025)
SACKS	2	Chris McClellan vs Missouri (11/29/2025)
	2	Xavier Atkins vs Auburn (10/25/2025)
	2	Wyatt Wright vs Alabama A&M (8/30/2025)
TACKLES FOR LOSS	4	Xavier Atkins vs Auburn (10/25/2025)
INTERCEPTIONS	2	Rayshawn Pleasant vs Auburn (10/25/2025)

2025 SEC RECAP

FINAL SEC STANDINGS

	SEC	PCT.	PF	PA	OVERALL	PCT.	PF	PA	HOME	AWAY	NTRL	TOP 25	TOP 10	STRK
Georgia^	7-1	.923	263	175	12-2	.857	449	246	6-1	3-0	3-1	5-2	3-1	L1
Alabama^	7-1	.875	215	153	11-4	.733	443	288	6-1	5-1	0-2	5-3	2-3	L1
Ole Miss	7-1	.875	266	203	13-1	.929	527	285	9-0	3-1	1-0	4-1	2-1	W7
Texas A&M	7-1	.875	261	177	11-2	.846	439	273	7-1	4-1	0-0	3-2	1-1	L2
Oklahoma	6-2	.750	172	148	10-3	.769	341	201	6-2	4-0	0-1	5-3	1-2	L1
Texas	6-2	.750	228	206	10-3	.769	396	264	6-0	2-3	2-0	4-2	3-2	W3
Vanderbilt	6-2	.750	259	184	10-3	.769	500	297	7-0	3-2	0-1	4-3	2-1	L1
Missouri	4-4	.500	189	180	8-5	.615	393	246	6-2	2-2	0-1	1-5	0-4	L1
Tennessee	4-4	.500	274	269	8-5	.615	517	375	4-3	3-1	1-1	0-4	0-2	L2
LSU	3-5	.375	153	183	7-6	.538	297	258	6-1	1-4	0-1	1-5	1-4	L2
Kentucky	2-6	.250	162	227	5-7	.417	276	317	4-3	1-4	0-0	0-5	0-1	L2
Florida	2-6	.250	141	223	4-8	.333	259	288	4-2	0-5	0-1	1-6	1-5	W1
Auburn	1-7	.125	148	189	5-7	.417	321	248	3-4	2-3	0-0	0-6	0-3	L1
Mississippi State	1-7	.125	207	303	5-8	.385	395	393	3-4	2-3	0-1	1-6	1-3	L4
South Carolina	1-7	.125	145	209	4-8	.333	272	265	3-4	0-4	1-0	0-6	0-3	L1
Arkansas	0-8	.000	243	297	2-10	.167	395	406	2-5	0-5	0-0	0-5	0-1	L10

^SEC Championship Game Participants

NOTES: Only thrice since 2006 has the winner of the SEC Championship Game not advanced to the National Championship Game.

vs. Top 25 - Record vs. teams in Top 25 (AP, USA Today) when game was played; Teams listed in alphabetical order unless tie-breaker applicable.

SEC BOWL RESULTS

GATOR BOWL
#19 Virginia (13) vs. Missouri (7)
December 27 • Jacksonville, Florida
EverBank Stadium • Attendance: 31,802

TEXAS BOWL
#21 Houston (38) vs. LSU (35)
December 27 • Houston, Texas
NRG Stadium • Attendance: .63,867

MUSIC CITY BOWL
Illinois (30) vs. Tennessee (28)
December 30 • Nashville, Tennessee
Nissan Stadium • Attendance: 52,815

RELIAQUEST BOWL
#23 Iowa (34) vs. #14 Vanderbilt (27)
December 31 • Tampa, Florida
Raymond James Stadium • Attendance: 35,382

CITRUS BOWL
#13 Texas (41) vs. #18 Michigan (27)
December 31 • Orlando, Florida
Camping World Stadium • Attendance: 47,316

DUKE'S MAYO BOWL
Wake Forest (43) vs. Mississippi State (29)
January 2 • Charlotte, North Carolina
Bank of America Stadium • Attendance: 29,328

SEC COLLEGE FOOTBALL PLAYOFF RESULTS

COLLEGE FOOTBALL PLAYOFF FIRST ROUND
#9 Alabama (34) vs. #8 Oklahoma (24)
December 19 • Norman, Oklahoma
Oklahoma Memorial Stadium • Attendance: 83,550

COLLEGE FOOTBALL PLAYOFF FIRST ROUND
#10 Miami (FL) (10) vs. #7 Texas A&M (3)
December 20 • Kyle Field
College Station, Texas • Attendance: 104,122

COLLEGE FOOTBALL PLAYOFF FIRST ROUND
#6 Ole Miss (41) vs. #20 Tulane (10
December 20 • Oxford, Mississippi
Vaught-Hemingway Stadium • Attendance: 68,251

COLLEGE FOOTBALL PLAYOFF QUARTERFINAL AT THE ROSE BOWL
#1 Indiana vs. #9 Alabama (3)
January 1 • Pasadena, California
Rose Bowl • Attendance: 90,278

COLLEGE FOOTBALL PLAYOFF QUARTERFINAL AT THE SUGAR BOWL
#6 Ole Miss (39) vs. #3 Georgia (34)
January 1 • New Orleans, Louisiana
Caesars Superdome • Attendance: 68,371

COLLEGE FOOTBALL PLAYOFF SEMIFINAL AT THE FIESTA BOWL
#10 Miami (FL) (31) vs. #6 Ole Miss (27)
January 8 • Glendale, Arizona
State Farm Stadium • Attendance: 67,928

ARKANSAS IN THE SEC & NATIONAL RANKINGS

CATEGORY	NATIONAL RANK	SEC RANK	VALUE
3rd Down Conversion Pct	14	3	.479
3rd Down Conversion Pct Defense	119	16	.447
4th Down Conversion Pct	75	9	.529
4th Down Conversion Pct Defense	126	15	.688
Blocked Kicks	58	7	1
Blocked Kicks Allowed	47	7	1
Blocked Punts	24	3	1
Blocked Punts Allowed	78	9	1
Completion Percentage	83	16	.606
Defensive TDs	34	6	2
Fewest Penalties	111	12	93
Fewest Penalties Per Game	128	14	7.75
Fewest Penalty Yards	112	15	804
Fewest Penalty Yards Per Game	124	15	67.00
First Downs Defense	118	14	286
First Downs Offense	45	9	278
Fumbles Lost	111	16	9
Fumbles Recovered	117	15	3
Kickoff Return Defense	130	16	26.92
Kickoff Returns	38	5	22.42
Net Punting	62	9	39.54
Passes Had Intercepted	81	10	11
Passes Intercepted	103	15	6
Passing Offense	28	5	262.9
Passing Yards Allowed	103	13	239.3
Passing Yards per Completion	12	2	13.66
Punt Return Defense	126	16	15.00
Punt Returns	88	14	7.29
Red Zone Defense	116	14	.887
Red Zone Offense	12	2	.917
Rushing Defense	114	15	185.9
Rushing Offense	28	2	191.9
Sacks Allowed	105	12	2.42
Scoring Defense	127	16	33.8
Scoring Offense	23	5	32.9
Tackles for Loss Allowed	57	7	5.17
Team Passing Efficiency	43	8	143.47
Team Passing Efficiency Defense	123	16	151.85
Team Sacks	86	13	1.83
Team Tackles for Loss	69	11	5.4
Time of Possession	96	11	28:59
Total Defense	120	16	425.2
Total Offense	13	4	454.8
Turnover Margin	123	16	-.92
Turnovers Gained	121	16	9
Turnovers Lost	100	15	20
Winning Percentage	124	16	.167

2025 SEC RECAP

COACHES' SEC AWARDS

OFFENSIVE PLAYER OF THE YEAR
Diego Pavia, Vanderbilt

DEFENSIVE PLAYER OF THE YEAR
Cashius Howell, Texas A&M

SPECIAL TEAMS PLAYER OF THE YEAR
Tate Sandell, Oklahoma

FRESHMAN OF THE YEAR
Braylon Staley, Tennessee

NEWCOMER OF THE YEAR
Trinidad Chambliss, Ole Miss

JACOBS BLOCKING TROPHY
Kadyn Proctor, Alabama
Trey Zuhn III, Texas A&M

SCHOLAR-ATHLETE OF THE YEAR
Nick Rinaldi, Vanderbilt

COACH OF THE YEAR
Clark Lea, Vanderbilt

COACHES' ALL-SEC TEAMS

FIRST TEAM OFFENSE

QB	Diego Pavia, Vanderbilt
RB	Ahmad Hardy, Missouri
	Kewan Lacy, Ole Miss
WR	Chris Brazzell II, Tennessee
	KC Concepcion, Texas A&M
TE	Eli Stowers, Vanderbilt
OL	Kadyn Proctor, Alabama
	Trey Zuhn III, Texas A&M
	Keagen Trost, Missouri
	Trevor Goosby, Texas
C	Jake Slaughter, Florida
AP	KC Concepcion, Texas A&M

FIRST TEAM DEFENSE

DL	Cashius Howell, Texas A&M
	Colin Simmons, Texas
	Zion Young, Missouri
	R Mason Thomas, Oklahoma
LB	CJ Allen, Georgia
	Xavier Atkins, Auburn
	Josiah Trotter, Missouri
DB	Mansoor Delane, LSU
	Bray Hubbard, Alabama
	Michael Taaffe, Texas
	AJ Haulcy, LSU

FIRST TEAM SPECIAL TEAMS

PK	Tate Sandell, Oklahoma
P	Grayson Miller, Oklahoma
RS	KC Concepcion, Texas A&M
KOS	Lucas Carneiro, Ole Miss
LS	Beau Gardner, Georgia

SECOND TEAM OFFENSE

QB	Trinidad Chambliss, Ole Miss*
	Ty Simpson, Alabama*
RB	Jadan Baugh, Florida
	DeSean Bishop, Tennessee*
	Mike Washington Jr., Arkansas*
WR	Isaiah Sategna III, Oklahoma
	Zachariah Branch, Georgia*
	Ryan Wingo, Texas*
TE	Trey'Dez Green, LSU*
	Dae'Quan Wright, Ole Miss*
OL	Fernando Carmona, Arkansas
	Monroe Freeling, Georgia
	Febechi Nwaiwu, Oklahoma
	Cayden Green, Missouri
C	Drew Bobo, Georgia
AP	Isaiah Sategna III, Oklahoma

SECOND TEAM DEFENSE

DL	Damon Wilson II, Missouri
	Taylor Wein, Oklahoma
	Quincy Rhodes Jr., Arkansas
	Dylan Stewart, South Carolina
LB	Anthony Hill Jr., Texas
	Arion Carter, Tennessee
	Deontae Lawson, Alabama
DB	KJ Bolden, Georgia
	Peyton Bowen, Oklahoma
	Ty Bryant, Kentucky*
	Jalon Kilgore, South Carolina*
	Malik Muhammad, Texas*

SECOND TEAM SPECIAL TEAMS

PK	Peyton Woodring, Georgia
P	Brett Thorson, Georgia
RS	Ryan Niblett, Texas
KOS	Josh Turbyville, Tennessee
LS	Ben Anderson, Oklahoma

THIRD TEAM OFFENSE

QB	Gunner Stockton, Georgia
RB	Nate Frazier, Georgia
	Jeremiah Cobb, Auburn
WR	Brenen Thompson, Mississippi State
	Mario Craver, Texas A&M
TE	Jaren Kanak, Oklahoma
OL	Austin Barber, Florida
	Diego Pounds, Ole Miss
	Chase Bisontis, Texas A&M
	DJ Campbell, Texas*
	Lance Heard, Tennessee*
C	Parker Brailsford, Alabama
AP	Zachariah Branch, Georgia

THIRD TEAM DEFENSE

DL	Keldric Faulk, Auburn
	Bryan Thomas Jr., South Carolina
	Keyron Crawford, Auburn
	Will Echoles, Ole Miss
LB	Princewill Umanmielen, Ole Miss
	Taurean York, Texas A&M
	Harold Perkins, LSU
DB	Ty Redmond, Tennessee
	Kelley Jones, Mississippi State
	Daylen Everette, Georgia
	Eli Bowen, Oklahoma*
	Colton Hood, Tennessee*

THIRD TEAM SPECIAL TEAMS

PK	Damian Ramos, LSU
P	Grant Chadwick, LSU
RS	Vicari Swain, South Carolina
KOS	Trey Smack, Florida
LS	Rocco Underwood, Florida

AP SEC AWARDS

OFFENSIVE PLAYER OF THE YEAR
Diego Pavia, Vanderbilt

DEFENSIVE PLAYER OF THE YEAR
Cashius Howell, Texas A&M

NEWCOMER OF THE YEAR
Ahmad Hardy, Missouri

FRESHMAN OF THE YEAR
Braylon Staley, Tennessee

COACH OF THE YEAR
Clark Lea, Vanderbilt

AP ALL-SEC TEAMS

FIRST TEAM OFFENSE

QB	Diego Pavia (u), Vanderbilt
RB	Ahmad Hardy (u), Missouri
	Kewan Lacy, Ole Miss
WR	Chris Brazzell II, Tennessee
	Isaiah Sategna III, Oklahoma
TE	Eli Stowers (u), Vanderbilt
OT	Cayden Green, Missouri
	Kadyn Proctor, Alabama
	Keagen Trost, Missouri
OG	DJ Campbell, Texas
	Wendell Moe Jr., Tennessee
C	Jake Slaughter, Florida

FIRST TEAM DEFENSE

DE/Edge	Cashius Howell, Texas A&M
	Colin Simmons, Texas
DT	Will Echoles, Ole Miss
	Christen Miller, Georgia
LB	CJ Allen, Georgia
	Xavier Atkins, Auburn
	Anthony Hill Jr., Texas
CB	Mansoor Delane, LSU
	Daylen Everette, Georgia
S	A.J. Haulcy, LSU
	Bray Hubbard, Alabama

FIRST TEAM SPECIALISTS

PK	Tate Sandell, Oklahoma
P	Grayson Miller, Oklahoma
AP	KC Concepcion, Texas A&M

SECOND TEAM OFFENSE

QB	Ty Simpson, Alabama
RB	Jadan Baugh, Florida
	Mike Washington Jr., Arkansas
WR	KC Concepcion, Texas A&M
	Brenen Thompson, Mississippi State
TE	Rohon Jones, Arkansas
OT	Cayden Green, Missouri
	Trevor Goosby, Texas
OG	Ar'maj Reed-Adams, Texas A&M
	Micah Morris, Georgia
C	Drew Bobo, Georgia

SECOND TEAM DEFENSE

DE/Edge	Quincy Rhodes Jr., Arkansas
	R Mason Thomas, Oklahoma
DT	Gracen Halton, Oklahoma
	Chris McClellan, Missouri
LB	Josiah Trotter, Missouri
	Taurean York, Texas A&M
	Owen Heinecke, Oklahoma
CB	Colton Hood, Tennessee
	Ellis Robinson IV, Georgia
S	Michael Taaffe, Texas
S	Wydett Williams Jr., Ole Miss

SECOND TEAM SPECIALISTS

PK	Peyton Woodring, Georgia
P	Brett Thorson, Georgia
AP	Ryan Niblett, Texas

**Ties; u-Unanimous*

1964 NATIONAL CHAMPIONS



FRONT ROW (L-R): 1. Gary Robinson; 2. Ronnie Mac Smith; 3. Tom McKnelly; 4. Fred Marshall; 5. Jerry Welch; 6. Jim Finch; 7. Dick Hatfield; 8. Ken Hatfield; 9. Jim Lindsey; 10. Johnny Majors. **SECOND ROW:** 11. Bill Ferrell; 12. Randy Stewart; 13. Jerry Jones; 14. Mike Jordan; 15. Tommy Sain; 16. Bobby Roper; 17. Jim Williams; 18. Larry Watkins; 19. Loyd Phillips; 20. Bobby Burnett; 21. Lee Johnson; 22. Melvin Gibbs; 23. Glen Ray Hines; 24. Mike Bender; 25. Jim Mackenzie. **THIRD ROW:** 26. Lon Ferrell; 27. Merv Johnson; 28. Eddie Woodlee; 29. Martine Bercher; 30. Dick Cunningham; 31. Harry Jones; 32. Jimmy Johnson. **BACK ROW:** 33. Bobby Nix; 34. Richard Trail; 35. Tommy Burnett; 36. Guy Jones; 37. Joe Black; 38. Bill Gray; 39. Claud Smithey; 40. Jackie Brausuell; 41. Stu Berryhill; 42. Bobby Crockett; 43. Charles Daniel.

Without question, the proudest moment in the history of Arkansas Razorback football is the 1964 national championship. Head coach Frank Broyles led his 1964 team to an undefeated 10-0 regular season record and a 10-7 Cotton Bowl victory over Nebraska.

The 1964 national championship was historic not so much for who won but for when the title was awarded.

In 1964, seven different entities named a mythical national champion. The two most notable polls to fans at the time – The Associated Press and the United Press International – did not wait until after the bowl games to award their champion. Because of that, Alabama was named the national champ by the AP, UPI and Litkenhous groups. However, the Crimson Tide went on to lose 21-17 to Texas in the Orange Bowl and finish 10-1 on the year.

Arkansas remained the only undefeated team in the country at 11-0 with its victory over Nebraska. Two groups who waited until after the bowl games to name their champion – The Football Writers Association of America and the Helms Athletic Foundation – named Broyles' Razorbacks as national champs. Notre Dame and Michigan also were honored by lesser known polls. Both the AP (1965) and UPI (1974) eventually changed their procedure, choosing to wait until after the bowls to announce their final polls.

1964 GAME-BY-GAME

ARKANSAS 14, OKLAHOMA STATE 10 — **SEPT. 19, 1964 • LITTLE ROCK, ARK.**

- The Hogs earned 235 yards rushing including touchdown runs by Jim Lindsey and Bobby Burnett.
- Arkansas staged a 64-yard game-winning drive in the third quarter to secure the victory.

ARKANSAS 31, TULSA 22 — **SEPT. 26, 1964 • FAYETTEVILLE, ARK.**

- Arkansas scored 31 straight points after trailing 14-0 midway through the first quarter.
- Arkansas All-American linebacker Ronnie Caveness returned an interception for a touchdown and recovered a fumble in the win.

ARKANSAS 29, TCU 6 — **OCT. 3, 1964 • FORT WORTH, TEXAS**

- The Razorbacks intercepted TCU six times in the victory including two thefts by defensive halfback Bill Gray.
- Arkansas quarterback Fred Marshall threw for 157 yards and scored a rushing touchdown.

ARKANSAS 17, BAYLOR 6 — **OCT. 10, 1964 • LITTLE ROCK, ARK.**

- Arkansas racked up 342 yards of total offense.
- The Hogs collected six Baylor turnovers including three interceptions and three fumble recoveries.

ARKANSAS 14, TEXAS 13 — **OCT. 17, 1964 • AUSTIN, TEXAS**

- Ken Hatfield's 81-yard punt return for a touchdown set the tone for the Arkansas victory.
- Arkansas linebacker Ronnie Caveness tallied 25 tackles against the Longhorns.

ARKANSAS 17, WICHITA STATE 0 — **OCT. 24, 1964 • LITTLE ROCK, ARK.**

- Arkansas blanked the Shockers in the first of its school-record-tying five straight shutouts.
- Quarterback Fred Marshall ran for a score and passed to Jim Lindsey for another in the win.

ARKANSAS 17, TEXAS A&M 0 — **OCT. 31, 1964 • COLLEGE STATION, TEXAS**

- The Arkansas defense limited Texas A&M to seven yards rushing in the final 30 minutes of the game.
- Arkansas offensive halfback Jack Brasuell scored twice on the ground in the win over the Aggies.

ARKANSAS 21, RICE 0 — **NOV. 7, 1964 • FAYETTEVILLE, ARK.**

- Rice snapped the ball in Arkansas territory on only one play the entire game.
- Harry Jones returned an Owls' errant pass for a 35-yard touchdown.

ARKANSAS 44, SMU 0 — **NOV. 14, 1964 • FAYETTEVILLE, ARK.**

- Arkansas racked up 340 yards in total offense.
- Ken Hatfield essentially cemented his national punt return crown by returning a punt 78 yards for a touchdown against the Ponies.

ARKANSAS 17, TEXAS TECH 0 — **NOV. 21, 1964 • LUBBOCK, TEXAS**

- The Razorbacks tied a school record with their fifth straight shutout.
- Bobby Roper blocked two Texas Tech field goal attempts and recovered a fumble in the regular-season finale against the Red Raiders.

ARKANSAS 10, NEBRASKA 7 — **JAN. 1, 1965 • COTTON BOWL • DALLAS, TEXAS**

- The Hogs' victory coupled with a loss by Alabama in the Orange Bowl established Arkansas as the only undefeated team in the nation. Both the Football Writers Association of America and the Helms Athletic Foundation voted Arkansas the 1964 national champion.
- Arkansas trailed 7-3 before mounting an 80-yard scoring drive in the fourth quarter to secure the win and the national crown.

NATIONAL AWARD WINNERS



DARREN McFADDEN

5

Little Rock, Ark.
Running Back

2007 WALTER CAMP PLAYER OF THE YEAR
2007 DOAK WALKER AWARD
2007 SPORTING NEWS PLAYER OF THE YEAR
2007 UNANIMOUS FIRST TEAM ALL-AMERICAN
2006 DOAK WALKER AWARD
2006 CONSENSUS FIRST TEAM ALL-AMERICAN

McFADDEN'S HONORS

2007
- Walter Camp Player of the Year
- Doak Walker Award
- Heisman Trophy Runner-Up
- Unanimous First Team All-American (AFCA, AP, CBSSports.com, College Football News, FWAA, Phil Steele, Pro Football Weekly, Rivals.com, Sporting News, Walter Camp)
- Sporting News Player of the Year
- Maxwell Award Finalist
- SEC Coaches Offensive Player of the Year
- First Team All-SEC (AP, Coaches)

2006
- Doak Walker Award
- Heisman Trophy Runner-Up
- Consensus First Team All-American (AFCA, AP, CBSSports.com, FWAA, Rivals.com, Sports Illustrated, Pro Football Weekly, Scout.com, Walter Camp)
- Walter Camp Player of the Year Finalist
- Associated Press SEC Offensive Player of the Year
- SEC Coaches Offensive Player of the Year
- First Team All-SEC (AP, Coaches)
- SEC Co-Offensive Player of the Week (Nov. 24 vs. LSU)

2005
- First Team Freshman All-American (FWAA, College Football News, ESPN.com, Rivals.com, Scout.com, Sporting News)
- SEC Freshman of the Year (AP, Coaches, College Football News)
- First Team All-SEC (AP, Coaches)
- ESPN.com SEC Newcomer of the Year
- College Football News All-SEC Team
- ESPN.com All-SEC Team
- Scout.com All-SEC Team
- SEC All-Freshman Team (Coaches, Sporting News)

McFADDEN IN THE ARKANSAS RECORD BOOK

CATEGORY	STAT	RANK
Rushing Attempts	785	1
Rushing Yards	4,590	3
Rushing Touchdowns	41	2
100-Yard Rushing Games	22	1
Single-Game Rushing	321	1
Singel-Season Rushing	1,830	1
Single-Game All-Purpose Yards	355	1
Single-Season All-Purpose Yards	2,360	1
Career All-Purpose Yards	5,881	1



McFADDEN'S QUICK HITS

- Ranks third on the SEC career rushing list with 4,590 yards.
- One of three two-time winners of the Doak Walker Award (Ricky Williams, Texas, 1997-98 and Jonathan Taylor, Wisconsin, 2018-19).
- One of only three players in conference history to rush for 1,000 yards in his freshman, sophomore and junior seasons, along with former Razorback Alex Collins and Georgia great Herschel Walker.
- Averaged 120.8 yards rushing per game during his career, which ranks third all-time in the SEC.
- Ranks second in the SEC in career all-purpose yards with 5,881 and third in career yards per game average with 154.8.
- Ranks fourth in SEC single-season all-purpose yardage with 2,310 in 2007.
- Owns the two highest rushing totals in school history, with 1,830 yards in 2007 and 1,647 yards in 2006.
- Rushed for 100 yards or more a school-record 22 times in 38 career games, including 10 of 13 games in 2007.
- Averaged 129.8 yards per game in his career against ranked opponents (2,337 in 18 games).
- Boasted a rushing average of 120.8 per game in his Razorback career, including a 130.9 yard average in SEC games.
- Became the third Arkansas Razorback in program history to have his jersey number honored. A jersey patch emblazoned with his initials and signature silhouette will be worn on the front of the jerseys of every player wearing No. 5 beginning on Oct. 18, 2025.

NATIONAL AWARD WINNERS











McFADDEN'S CAREER STATISTICS

		RUSHING			RECEIVING			PASSING					KICKOFF RETURNS			
	G/GS	ATT	YARDS	TD	REC	YARDS	TD	COMP	ATT	YARDS	TD	INT	NO.	YARDS	TD	LONG
2005	11/8	176	1,113	11	14	52	0	1	2	13	0	0	12	348	0	81
2006	14/14	284	1,647	14	11	149	1	7	9	69	3	1	10	262	1	92
2007	13/12	325	1,830	16	21	164	1	6	11	123	4	0	16	316	0	33
TOTAL	*38/34*	*785*	*4,590*	*41*	*46*	*365*	*2*	*14*	*22*	*205*	*7*	*1*	*38*	*926*	*1*	*92*

NATIONAL AWARD WINNERS



GRANT MORGAN

31

Greenwood, Ark.
Linebacker

2021 BURLSWORTH TROPHY

MORGAN'S HONORS

2021

- Burlsworth Trophy
- Jason Witten Collegiate Man of the Year Finalist

2020

- Second Team All-American (Walter Camp Foundation, AFCA)
- Third Team All-American (Phil Steele)
- First Team All-SEC (AP, Coaches)
- Burlsworth Trophy Finalist



MORGAN'S CAREER STATISTICS

	G/GS	U-A-T	TFL	SACK	FF/FR	INT
2017	12/0	22-16-38	3.5	1.0	1/0	0
2018	12/0	8-16-24	2.5	0.0	0/0	0
2019	12/0	9-30-39	3.0	1.0	0/0	0
2020	9/9	40-71-111	7.5	2.0	0/0	1
2021	13/13	41-60-101	7.0	0.5	0/0	1
TOTAL	*58/22*	*120-193-313*	*23.5*	*4.5*	*1/0*	*2*





MORGAN'S QUICK HITS

- Earned the first Burlsworth Trophy in school history. Award is named for Razorback legend Brandon Burlsworth and is given annually to the nation's best player that started his career as a walk-on.
- Led a trio of linebackers who all surpassed the 100-tackle mark in 2021.
- In 2021, helped lead Arkansas to four trophies in a single season for the first time in school history, capturing the Southwest Classic, Golden Boot, Battle Line Rivalry and Outback Bowl trophies.
- Became the 16th Razorback in history to be named a Walter Camp Football Foundation All-American (second team) in 2020 along with a second-team All-American by AFCA and third-team by Phil Steele.
- Named a first-team All-SEC linebacker by both the AP and league coaches in 2020.
- Posted back-to-back 100-tackle seasons, including 111 in nine games during the pandemic-shortened season of 2020.
- His 12.3 tackles per game in 2020 led the nation.

NATIONAL AWARD WINNERS



D.J. WILLIAMS

45

Little Rock, Ark.
Tight End

2010 JOHN MACKEY AWARD
2010 DISNEY SPIRIT AWARD

WILLIAMS' HONORS

2010
- John Mackey Award
- Disney Spirit Award
- Second Team All-American (Scout.com, Sports Illustrated)
- Third Team All-American (AP)
- First Team All-SEC (AP, Coaches)

2008
- First Team All-SEC (AP)

2007
- SEC All-Freshman Team

WILLIAMS' CAREER STATISTICS

	G/GS	REC.	YDS.	AVG.	TD	LG
2007	13/2	5	94	18.8	0	28
2008	12/8	61	723	11.9	3	76
2009	13/9	32	411	12.8	3	69
2010	13/13	54	627	11.6	4	46
TOTAL	*51/32*	*152*	*1,855*	*12.2*	*10*	*76*







WILLIAMS' QUICK HITS

- Named the first Mackey Award winner in Arkansas history after becoming the school's first semifinalist in 2008.
- Finished the 2010 season with a team-leading 54 receptions for 627 yards and a career-high four touchdowns.
- Named to the All-SEC first team in 2010 after helping the Razorbacks be the only team in the country with a 3,000-yard passer, a 1,000-yard rusher and five 600-yard receivers.
- Finished his career with 152 receptions, at the time the second-highest total in school history and the most by a non-wide receiver; 1,855 receiving yards, which ranked eighth on the school's all-time list; and 10 touchdowns.
- Totaled three 100-yard receiving games in 2008, which is the most by a non-wide receiver in a season in school history.
- Tied with fellow tight end Hunter Henry for the most 100-yard receiving games by a non-wide receiver for a career in school history with four.

NATIONAL AWARD WINNERS



HUNTER HENRY

84

Little Rock, Ark.
Tight End

2015 JOHN MACKEY AWARD
2015 CONSENSUS FIRST TEAM ALL-AMERICAN



HENRY'S HONORS

2015
- John Mackey Award
- Consensus First Team All-American (AFCA, AP, Athlon, ESPN.com, Phil Steele, Sporting News, USA Today, Walter Camp)
- Second Team All-American (Sports Illustrated)
- First Team All-SEC (AP, Coaches, Athlon, Phil Steele, ESPN.com, USA Today)

2014
- Second Team All-SEC (Coaches)
- All-SEC Honorable Mention (AP)
- CFPA Tight End of the Week Honorable Mention (Nov. 1)

2013
- Freshman All-American (FWAA, Sporting News, Athlon, Phil Steele, College Football News)
- Second Team All-SEC (AP, Athlon, Phil Steele)
- SEC All-Freshman Team



HENRY'S CAREER STATISTICS

	G/GS	REC.	YDS.	AVG.	TD	LG
2013	12/7	28	409	14.6	4	52
2014	12/8	61	723	11.9	3	76
2015	13/13	51	739	14.5	3	51
TOTAL	*37/28*	*140*	*1,871*	*13.4*	*10*	*76*



HENRY'S QUICK HITS

- Became the second Razorback to win the John Mackey Award – awarded annually to the most outstanding tight end in college football – joining D.J. Williams (2010) and making Arkansas the first school to produce multiple winners.
- Totaled four 100-yard receiving games, equaling Williams' program record by a tight end.
- 93 of his 116 career receptions resulted in a first down or touchdown, for a conversion rate of 80 percent.
- His receptions on third down passing plays resulted in a first down or touchdown 97.4 percent of the time (36 first downs, two touchdowns).
- Led all FBS tight ends with 739 yards receiving on 51 receptions in 2015.
- Did not drop a single pass during the 2015 season.
- Topped SEC tight ends in first down catches each of his three seasons.

NATIONAL AWARD WINNERS



JOE ADAMS

3

Little Rock, Ark.
Wide Receiver

2011 JOHNNY "THE JET" RODGERS AWARD
2011 CONSENSUS ALL-AMERICAN

ADAMS' HONORS

2011

- Johnny "The Jet" Rodgers Award
- First Team All-American (Pro Football Weekly, FWAA, Sporting News)
- Second Team All-American (AP, Sports Illustrated, Walter Camp, Phil Steele)
- First Team All-SEC (AP, Coaches)
- SEC Special Teams Player of the Year
- Paul Hornung Award Finalist
- Best Play ESPY Award Winner for his 60-yard punt return touchdown vs. Tennessee
- SEC Special Teams Player of the Week (Sept. 3)

2010

- Second Team All-SEC (AP)





ADAMS' QUICK HITS

- Recorded four punt return touchdowns and averaged 16.89 yards per return in 2011.
- His return touchdown total tied the single-season SEC record; his average led the conference, ranked second in the NCAA and was the fourth-highest average in school history.
- Tied an SEC record with two punt return touchdowns in a game, a feat he accomplished in the season opener vs. Missouri State while breaking the Arkansas single-game punt return yardage record with 174.
- Concluded his career with five punt return touchdowns tied for third in SEC history – and an average of 15.83 yards per punt return that ranks second all-time at Arkansas.
- Ranks third on Arkansas' all-time career receptions list with 164.
- Fifth in school history with 2,410 career receiving yards, seven career 100-yard receiving games and 17 career receiving touchdowns.

ADAMS' CAREER STATISTICS

		RECEIVING			PUNT RETURNS					KICKOFF RETURNS			
	G/GS	REC	YARDS	TD	LG	NO.	YARDS	AVG.	TD	NO.	YARDS	AVG.	TD
2008	12/7	31	377	1	33	0	0	0.0	0	1	20	20.0	0
2009	10/7	29	568	7	78	1	0	0.0	0	2	41	20.5	0
2010	12/4	50	813	6	85	16	249	15.6	1	4	63	15.8	0
2011	13/11	54	652	3	67	19	321	16.9	4	0	0	0	0
TOTAL	*47/29*	*164*	*2,410*	*17*	*85*	*36*	*570*	*15.8*	*5*	*7*	*124*	*17.7*	*0*



JONATHAN LUIGS

63

Little Rock, Ark.
Center

2007 RIMINGTON TROPHY
2007 CONSENSUS FIRST TEAM ALL-AMERICAN

LUIGS' HONORS

2007
- Rimington Trophy
- Jacobs Blocking Trophy
- Consensus First Team All-American (FWAA, CBSSports.com, College Football News, Phil Steele, Rivals.com, Sporting News, Walter Camp)
- Second Team All-American (AP)
- First Team All-SEC (AP, Coaches)

2006
- Rimington Trophy Finalist
- Third Team All-American (AP)
- First Team All-SEC (AP, Coaches)

2005
- SEC All-Freshman Team







LUIGS' QUICK HITS

- Helped Arkansas lead the SEC and rank fourth in the nation in rushing (286.5), 17th in total offense (450.0) and 13th in scoring (37.3) in 2007.
- Helped clear the way for Darren McFadden, the Heisman Trophy runner-up and Doak Walker Award winner, to rush for 1,830 yards and 16 touchdowns and for All-American Felix Jones, who ran for 1,162 yards and 11 scores in 2007.
- In 2007, Arkansas set school records with 3,750 rushing yards on the season and ranked fourth in the nation, with 5,850 yards of total offense, and in scoring with 485 total points and 37.3 points per game.
- Led the offensive line with a 90.4 percent grade average including team-leading averages in run (86.1 percent) and pass (96.9 percent) blocking in 2007.

NATIONAL AWARD WINNERS



LOYD PHILLIPS

70

Longview, Texas
Tackle

1966 OUTLAND TROPHY
1966 CONSENSUS FIRST TEAM ALL-AMERICAN
1965 CONSENSUS FIRST TEAM ALL-AMERICAN

PHILLIPS' HONORS

1966
- Outland Trophy
- Consensus First Team All-American (AFCA, AP, FWAA, Sporting News, Walter Camp)
- First Team All-SWC

1965
- Consensus First Team All-American (AFCA, AP, Walter Camp)
- First Team All-SWC

1964
- First Team All-SWC



PHILLIPS' QUICK HITS

- Finished his career with 304 tackles, including a 22-tackle performance against Tulsa.
- Made 100 stops in 1965 and 97 in 1966.



BILL "BUD" BROOKS

64

Wynne, Ark.
Guard/Defensive Tackle

1954 OUTLAND TROPHY
1954 CONSENSUS FIRST TEAM ALL-AMERICAN

BROOKS' HONORS

1954
- Outland Trophy
- Consensus First Team All-American (AFCA, AP, FWAA, Walter Camp)
- First Team All-SWC

BROOKS' QUICK HITS

- Helped the Hogs win the SWC championship with an 8-3 record and earn a trip to the 1955 Cotton Bowl against Georgia Tech.
- MVP of the south team in the Senior Bowl.

ALL-AMERICANS

FIRST TEAM

1929	Wear Schoonover, End	GR, NYS
1936	Jack Robbins, QB	AABF
1937	Jim Benton, End	NANA
1948	Clyde Scott, TB	AFCA, AP
1954	Bud Brooks, OG/DT	AFCA, AP, FWAA, WC
1959	Jim Mooty, Back	AP
1960	Wayne Harris , LB	FWAA
1961	Lance Alworth, Back	FWAA
1962	Billy Moore, QB	FWAA
1963	Ronnie Caveness, LB	FN
1964	Ronnie Caveness, LB	AFCA, AP, FWAA, NEA, SN
1965	Glen Ray Hines, OT	AFCA, AP, FWAA, WC
	Bobby Crockett, End	FWAA
	Loyd Phillips, DT	AFCA, AP, WC
1966	Martine Bercher, S	AFCA, UPI
	Loyd Phillips, DT	AFCA, AP, FWAA, SN, WC
1968	Jim Barnes, OG	AP
1969	Rodney Brand, C	AP, FWAA, WC
	Cliff Powell, LB	AFCA
	Chuck Dicus, End	AFCA
1970	Bruce James, DE	FWAA
	Dick Bumpas, DT	AP, NEA
	Chuck Dicus, End	AFCA, AP, FN, WC
	Bill McClard, K	AFCA
1971	Bill McClard, K	FWAA, SN
1976	Steve Little, K/P	AFCA
1977	Leotis Harris, OG	AFCA, AP, WC
	Steve Little, K/P	AFCA, FWAA, SN
1978	Dan Hampton, DT	AFCA
	Jimmy Walker, DT	FWAA
1979	Greg Kolenda, OT	AFCA, AP, FWAA, WC
1981	Bruce Lahay, K/P	FWAA
	Billy Ray Smith Jr., DE	AFCA, AP, FWAA, SN, WC
1982	Steve Korte, OG	AFCA, AP, FWAA, SN
	Billy Ray Smith Jr., DE	AFCA, AP, FWAA, SN, WC
1983	Ron Faurot, DE	UPI
1986	Greg Horne, P	AFCA
1987	Tony Cherico, NG	AFCA
1988	Wayne Martin, DT	AP, FWAA, SN
	Kendall Trainor, K	AFCA, AP, SN, WC
1989	Jim Mabry, OT	AFCA, AP, WC
1998	Brandon Burlsworth, OG	FN
2001	Jermaine Petty, LB	AAFF, AFCA
2002	Ken Hamlin, FS	CFN
	Shawn Andrews, OT	AFCA, CFN, CNNSI, ESPN.com, FWAA, SN
2003	Shawn Andrews, OT	AFCA, AP, CFN, CNNSI, ESPN.com, FWAA, SN, WC
2005	Felix Jones, KR/RB	CFN
2006	Darren McFadden, RB	AFCA, AP, CBS, FWAA, PFW, SI, Scout, WC
2007	Jonathan Luigs, C	CBS, CFN, FWAA, PS, Rivals, SN, WC
	Felix Jones, KR/RB	PS, Rivals, Scout, WC
	Darren McFadden, RB	AFCA, AP, CBS, CFN, FWAA, PFW, PS, Rivals, SN, WC
2011	Joe Adams, PR/AP	PFW, FWAA, SN
2013	Travis Swanson, C	USA Today
2015	Hunter Henry, TE	AFCA, AP, Athlon, ESPN.com, PS, SN, USA Today, WC
	Sebastian Tretola, OG	SI
2016	Frank Ragnow, OL	PFF
2017	Frank Ragnow, OL	CBS, PFF
2022	Drew Sanders, LB	AP

OTHER ALL-AMERICANS

1929	Wear Schoonover, End	2nd (UPI), 3rd (AP, INS)
1937	Jim Benton, End	2nd (ChP), 3rd (AP, CP)
1959	Jim Mooty, Back	3rd (NEA)
1979	Ish Ordonez, K	2nd (UPI)
1998	Brandon Burlsworth, OG	2nd (AP)
1999	Kenoy Kennedy, FS	3rd (AP)
	Anthony Lucas, SE	3rd (AP)
2006	Jonathan Luigs, C	3rd (AP)
	Stephen Parker, OG	2nd (SN)
	Tony Ugoh, OT	2nd (Rivals), 3rd (AP)
2007	Felix Jones, KR/RB	2nd (AP)
	Jonathan Luigs, C	2nd (AP)
	Robert Felton, OG	2nd (AP, PS, Rivals)
2010	D.J. Williams, TE	2nd (Scout, SI), 3rd (AP)
2011	Joe Adams, PR/AP	2nd (AP, PS, SI, WC)
2012	Cobi Hamilton, WR	3rd (AP, PS)
2013	Travis Swanson, C	2nd (CSM), 4th (PS)
2015	Alex Collins, RB	3rd (Athlon), 4th (PS)
	Hunter Henry, TE	2nd (SI)
	Sebastian Tretola, OG	2nd (AP, Athlon, SN)
2016	Frank Ragnow, OL	4th (PS)
	Dan Skipper, OL	2nd (AFCA)
2017	Frank Ragnow, OL	2nd (FWAA, PS), 3rd (AP)
2020	Grant Morgan, LB	2nd (WC, AFCA), 3rd (PS)
	Jalen Catalon, DB	3rd (PS)
2021	Montaric Brown, DB	3rd (PS)
	Treylon Burks, WR	2nd (PFF)
	Bumper Pool, LB	3rd (PS)
2022	Drew Sanders, LB	2nd (AFCA, FWAA, SN, WC)
	Beaux Limmer, OL	3rd (PFF)



A first-team All-American and the nation's top-graded center by Pro Football Focus in 2016 and 2017, **FRANK RAGNOW** was a three-year starter for the Razorbacks and team captain as a senior. He played in 42 games with 33 consecutive starts, participating in 2,603 snaps and never allowing a sack.

ALL-AMERICANS

CONSENSUS ALL-AMERICANS

1948	Clyde Scott, Back
1954	Bud Brooks, OG/DT*
1965	Glen Ray Hines, OT
	Loyd Phillips, DT
1966	Loyd Phillips, DT*
1968	Jim Barnes, OG
1969	Rodney Brand, C
1977	Leotis Harris, OG
	Steve Little, K/P
1979	Greg Kolenda, OT*
1981	Billy Ray Smith Jr., DE*
1982	Steve Korte, OG*
	Billy Ray Smith Jr., OG*
1988	Wayne Martin, DT
	Kendall Trainor, K
1989	Jim Mabry, OT
2002	Shawn Andrews, OT
2003	Shawn Andrews, OT*
2006	Darren McFadden, RB
2007	Jonathan Luigs, C
	Felix Jones, KR/RB
	Darren McFadden, RB*
2011	Joe Adams, PR/AP
2015	Hunter Henry, TE
2022	Drew Sanders, LB*

*indicates unanimous selection



In addition to winning the 2015 John Mackey Award, **HUNTER HENRY** earned first-team All-America nods from four of the five outlets used to determine which players receive consensus status – AFCA, Associated Press, The Sporting News and the Walter Camp Football Foundation.



A finalist for the Outland Trophy and Lombardi Award as a junior in 2003, **SHAWN ANDREWS** was also named the SEC's Offensive Player of the Year by College Football News and won the Jacobs Blocking Trophy as the SEC's best blocker for the second straight season.

AWARDS ORGANIZATIONS LEGEND

AABF - All-America Board of Football; AAFF - All-American FB Foundation; AFCA - American FB Coaches Association; AP - Associated Press; CBS - CBSSports.com; CFN - College Football News ; ChP - Charles Parker; CNNSI - CNN Sports Illustrated; CP - Central Press; FN - Football News; FWAA - Football Writers Association of America; GR - Grantland Rice; INS - International News Service; NANA - North American Newspaper Alliance; NEA - Newspaper Enterprise Association; NYS - New York Sun; PFF - Pro Football Focus; PFW - Pro Football Weekly; PS - Phil Steele College Football; SI - Sports Illustrated; SN - Sporting News; UPI - United Press International; WC - Walter Camp Foundation

ALL-SEC SELECTIONS

FIRST TEAM

1992	Kirk Botkin, TE	Coaches
	Pete Raether, P	AP
1993	Henry Ford, DE	AP, Coaches
	Orlando Watters, CB	Coaches
1995	Madre Hill, RB	AP, Coaches
	Mark Smith, LB	AP, Coaches
	Steven Conley, DE	Coaches
1998	Brandon Burlsworth, OG	AP, Coaches
	Melvin Bradley, NG	Coaches
	Zac Painter, S	AP, Coaches
1999	Anthony Lucas, WR	AP
	Kenoy Kennedy, FS	Coaches
2000	Quinton Caver, LB	AP, Coaches
2001	Jermaine Petty, LB	AP
	Ken Hamlin, FS	AP
2002	Fred Talley, RB	Coaches
	Ken Hamlin, FS	AP, Coaches
	Shawn Andrews, OT	AP, Coaches
2003	Ahmad Carroll, CB	Coaches
	Cedric Cobbs, RB	AP, Coaches
	Shawn Andrews, OT	AP, Coaches
	Tony Bua, LB/FS	Coaches
2004	Jeb Huckeba, DE	Coaches
2005	Darren McFadden, RB	AP, Coaches
2006	Chris Houston, CB	AP
	Darren McFadden, RB	AP, Coaches
	Jamaal Anderson, DE	AP, Coaches
	Jonathan Luigs, C	AP, Coaches
	Keith Jackson, DT	AP
	Sam Olajubutu, LB	AP, Coaches
	Tony Ugoh, OT	AP, Coaches
	Zac Tubbs, OT	Coaches
2007	Darren McFadden, RB	AP, Coaches
	Felix Jones, RB/KR	AP, Coaches
	Jonathan Luigs, C	AP, Coaches
	Mitch Petrus, OG	Coaches
	Robert Felton, OG	AP, Coaches
2008	D.J. Williams, TE	AP
2009	Mitch Petrus, OG	AP, Coaches
2010	D.J. Williams, TE	AP, Coaches
	DeMarcus Love, OT	AP, Coaches
	Knile Davis, RB	AP
2011	Jake Bequette, DE	Coaches
	Jarius Wright, WR	AP, Coaches
	Joe Adams, WR/PR	AP, Coaches
	Tyler Wilson, QB	AP, Coaches
2012	Cobi Hamilton, WR	AP, Coaches
2013	Travis Swanson, C	AP
2014	Martrell Spaight, LB	AP, Coaches
2015	Hunter Henry, TE	AP, Coaches
	Sebastian Tretola, OG	AP, Coaches
2016	Dan Skipper, OL	AP, Coaches
	Rawleigh Williams III, RB	AP
2020	Jalen Catalon, S	AP
	Grant Morgan, LB	AP, Coaches
2021	Montaric Brown, CB	Coaches
	Treylon Burks, WR	AP, Coaches
2022	Jake Bates, KOS	Coaches
	Drew Sanders, LB	AP, Coaches
	Raheim Sanders, RB	AP
	Ricky Stromberg, C	AP, Coaches
2023	Landon Jackson, DE	Coaches
	Cam Little, KOS	Coaches
2024	Andrew Armstrong, WR	AP

SECOND TEAM

1992	Kirk Botkin, TE	AP
	Pete Raether, P	Coaches
	Orlando Watters, CB	Coaches
1993	Kirk Botkin, TE	AP
	Isaac Davis, OG	Coaches
1995	Tracy Cantlope, CB	Coaches
	Steven Conley, DE	AP
	Verl Mitchell, OG	AP, Coaches
	Junior Soli, NG	AP, Coaches
1996	Melvin Bradley, NG	Coaches
	Russ Brown, OG	Coaches
	C.J. McLain, DE	Coaches
1997	Melvin Bradley, NG	AP, Coaches
	Brandon Burlsworth, OG	AP, Coaches
1998	Melvin Bradley, NG	AP
	Kenoy Kennedy, FS	AP
	Todd Latourette, K	AP, Coaches
	Anthony Lucas, WR	AP, Coaches
	C.J. McLain, DE	AP
	Clint Stoerner, QB	AP
1999	David Barrett, CB	AP, Coaches
	Joe Dean Davenport, TE	Coaches
	Kenoy Kennedy, FS	AP
	Anthony Lucas, WR	Coaches
	Clint Stoerner, QB	AP
	Bobbie Williams, OT	Coaches
2000	Richie Butler, P	AP, Coaches
2001	Shawn Andrews, OT	AP
	Tony Bua, LB/FS	AP
	Carlos Hall, DE	AP
	Kenny Sandlin, C	AP
	Fred Talley, RB	Coaches
2002	Tony Bua, LB/FS	AP, Coaches
	Ahmad Carroll, CB	Coaches
	Fred Talley, RB	AP
2003	Tony Bua, LB/FS	AP
	Caleb Miller, LB	AP, Coaches
	Jason Peters, TE	Coaches
	George Wilson, SE	AP
2004	Matt Jones, QB	Coaches
2005	Keith Jackson, DT	AP
	Felix Jones, RB/KR	Coaches
	Sam Olajubutu, LB	AP
	Kyle Roper, C	AP
2006	Felix Jones, RB/KR	AP, Coaches
	Stephen Parker, OG	AP
2007	Nate Garner, OT	AP, Coaches
	Michael Grant, FS	AP, Coaches
	Marcus Harrison, DT	AP
	Matt Hewitt, SS	AP
2008	Jeremy Davis, P	AP
	Jonathan Luigs, C	AP, Coaches
	Malcolm Sheppard, DE	AP, Coaches
	Michael Smith, RB	AP, Coaches
	D.J. Williams, TE	Coaches
2009	Joe Adams, WR/PR	AP
	Ryan Mallett, QB	AP, Coaches
	Malcolm Sheppard, DE	AP, Coaches
	D.J. Williams, TE	Coaches
2010	Jake Bequette, DE	AP, Coaches
	Knile Davis, RB	Coaches
	Jerry Franklin, LB	Coaches



In 2013, **ALEX COLLINS** became the first freshman in SEC history to begin his career with three straight 100-yard rushing games and the first true freshman in the FBS to do that since Oklahoma's Adrian Peterson in 2004.



JARIUS WRIGHT is one of three Razorback wide receivers to top the 1,000-yard plateau in a single season, having totaled 1,117 receiving yards in 2011. He finished his career as Arkansas' all-time leading receiver with 2,934 yards.

ALL-SEC SELECTIONS

	Ryan Mallett, QB	AP, Coaches
	Tramain Thomas, S	AP
2011	Alvin Bailey, OG	AP, Coaches
	Dylan Breeding, P	AP, Coaches
	Jerry Franklin, LB	AP, Coaches
	Dennis Johnson, RB	AP
2012	Dylan Breeding, P	AP, Coaches
	Travis Swanson, C	AP
2013	Trey Flowers, DE	Coaches
	Hunter Henry, TE	AP
	Zach Hocker, K	AP
	Chris Smith, DE	Coaches
	Travis Swanson, C	Coaches
2014	Trey Flowers, DE	Coaches
	Hunter Henry, TE	Coaches
	Darius Philon, DT	AP
	Jonathan Williams, RB	AP
2015	Dan Skipper, OT	AP, Coaches
	Alex Collins, RB	AP, Coaches
	Drew Morgan, WR	AP
2016	Frank Ragnow, OL	AP
	Rawleigh Williams III, RB	Coaches
2017	Frank Ragnow, OL	AP
	De'Jon Harris, LB	AP
2018	Hjalte Froholdt, OL	AP
	De'Jon Harris, LB	AP
2019	Treylon Burks, KR/PR	Coaches
	De'Jon Harris, LB	AP
2020	Treylon Burks, WR	AP, Coaches
	Jalen Catalon, S	Coaches
	Jonathan Marshall, DL	AP
	Bumper Pool, LB	Coaches
2021	Bumper Pool, LB	AP, Coaches
	Ricky Stromberg, C	AP
2022	Beaux Limmer, OG	AP
	Dwight McGlothern, LB	Coaches
	Bumper Pool, LB	Coaches
	Raheim Sanders, RB	Coaches
	Dalton Wagner, OT	AP
2023	Joshua Braun, OG	AP
	Max Fletcher, P	Coaches
	Landon Jackson, DE	AP
2024	Andrew Armstrong, WR	Coaches
	Fernando Carmona, OL	Coaches (3rd)
	Ja'Quinden Jackson, RB	AP, Coaches
	Landon Jackson, DE	AP, Coaches
	Xavian Sorey Jr., LB	Coaches (3rd)
2025	Fernando Carmona, OL	Coaches
	Rohan Jones	AP
	Quincy Rhodes Jr., DL	AP, Coaches
	Mike Washington Jr., RB	AP, Coaches

ALL-FRESHMEN

1992	Oscar Malone, RB
1993	Don Struebing, C
	Mark Smith, LB
1994	Matt Wait, P
1995	Anthony Lucas, WR
	Russ Brown, OL
1996	D.J. Cooper, DL
1997	Randy Garner, LB
	Quentin Caver, LB
1998	Carlos Hall, DL
	Orlando Green, DB
1999	Cedric Cobbs, RB
	Richie Butler, P
2000	Richard Smith, WR
	Caleb Miller, LB
	Ken Hamlin, DB
2001	Shawn Andrews, OL
	Jeb Huckeba, LB
	Ahmad Carroll, DB
2004	Marcus Monk, WR
	Robert Felton, OL
	Matt Gilbow, OL
	Jeremy Davis, P
2005	Jonathan Luigs, OL
	Casey Dick, QB
	Darren McFadden, RB*
	Freddie Fairchild, LB
	Felix Jones, RS
2006	Ben Cleveland, TE
	Damian Williams, WR
	Wendel Davis, LB
2007	D.J. Williams, TE
	Damario Ambrose, DL
	Freddy Burton, LB
	Alex Tejada, PK
2008	Grant Cook, OL
	Jake Bequette, DL
	Zach Stadther, DL
	Jerry Franklin, LB
	Dennis Johnson, RS
2009	Tenarius Wright, DL
2010	Alvin Bailey, OL
	Travis Swanson, C
	Byran Jones, DL
	Zach Hocker, PK
2011	Trey Flowers, DL
	Tevin Mitchell, DB
	Marquel Wade, RS
2012	A.J. Turner, LB
	Otha Peters, LB
	Rohan Gaines, DB
2013	Hunter Henry, TE
	Denver Kirkland, OL
	Alex Collins, RB*
	Darius Philon, DL
2014	Frank Ragnow, C
2015	Dre Greenlaw, LB
	Rawleigh Williams III, RB
2016	McTelvin Agim, DL
	De'Jon Harris, LB
2017	De'Vion Warren, RS
2019	Treylon Burks, WR
2020	Jalen Catalon, S
	Hudson Henry, TE
	Brady Latham, OL
2021	Cam Little, K
	Raheim Sanders, RB
2022	Chris Paul Jr., LB
	Quincey McAdoo, DB
	Eli Stein, LS
2023	Andrew Chamblee, OL
	Jaylon Braxton, DB
	Isaiah Sategna, RS
2025	Kobe Branham, OL
	Scott Starzyk, K

*Freshman of the Year



In 2023-24, **LANDON JACKSON** became the fifth Arkansas defensive end to earn All-SEC honors in multiple seasons.

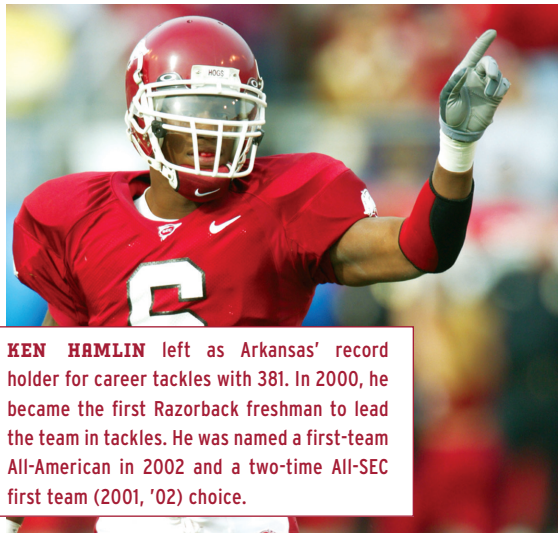

KEN HAMLIN left as Arkansas' record holder for career tackles with 381. In 2000, he became the first Razorback freshman to lead the team in tackles. He was named a first-team All-American in 2002 and a two-time All-SEC first team (2001, '02) choice.

SEC WEEKLY AWARDS

OFFENSIVE

1992 Todd Wright (Oct. 10)
1995 Madre Hill (Sept. 9)
Madre Hill (Sept. 30)
Madre Hill (Oct. 28)
1999 Clint Stoerner (Oct. 30)
Clint Stoerner (Co) (Nov. 13)
2002 Fred Talley (Oct. 14)
2003 Cedric Cobbs (Sept. 6)
Cedric Cobbs (Sept. 27)
2006 Darren McFadden (Co) (Nov. 24)
2007 Darren McFadden (Nov. 3)
Casey Dick (Nov. 17)
Darren McFadden (Nov. 23)
2008 Michael Smith (Oct. 11)
Casey Dick (Nov. 1)
2009 Ryan Mallett (Nov. 7)
Ryan Mallett (Nov. 21)
2010 Ryan Mallett (Sept. 18)
Ryan Mallett (Oct. 30)
Knile Davis (Nov. 6)
2011 Tyler Wilson (Co) (Oct. 1)
Jarius Wright (Co) (Oct. 1)
Dennis Johnson (Oct. 22)
Tyler Wilson (Nov. 19)
2012 Cobi Hamilton (Co) (Sept. 22)
2014 Alex Collins (Sept. 13)
2015 Brandon Allen (Nov. 7)
2016 Austin Allen (Sept. 10)
Rawleigh Williams III (Oct. 15)
Rawleigh Williams III (Co) (Nov. 5)
Rawleigh Williams III (Nov. 19)
2021 Treylon Burks (Sept. 27)
Treylon Burks (Nov. 29)
2022 Raheim Sanders (Oct. 31)
Raheim Sanders (Nov. 22)
2024 Taylen Green (Oct. 28)

DEFENSIVE

1992 Orlando Watters (Sept. 12)
Kelvin Knight (Oct. 10)
1993 Darwin Ireland (Oct. 2)
Orlando Watters (Nov. 27)
1995 Mark Smith (Sept. 16)
Steven Conley (Nov. 4)
1998 Jeromy Flowers (Sept. 26)
Kenoy Kennedy (Nov. 7)
David Barrett (Nov. 28)
2000 Quinton Caver (Sept. 23)
Quinton Caver (Nov. 16)
Quinton Caver (Nov. 23)
2001 Ken Hamlin (Sept. 1)
Jermaine Petty (Nov. 3)
2002 Tony Bua (Sept. 9)
Ken Hamlin (Dec. 2)
2003 Caleb Miller (Sept. 13)
Arrion Dixon (Nov. 1)
Tony Bua (Nov. 8)
2006 Randy Kelly (Sept. 23)
Chris Houston (Nov. 18)
2010 Tramain Thomas (Oct. 9)
Jerry Franklin (Nov. 20)
Jerico Nelson (Nov. 27)
2011 Jerry Franklin (Co) (Oct. 29)
2014 Martrell Spaight (Co) (Nov. 15)
2020 Joe Foucha (Co) (Oct. 5)
Bumper Pool (Co) (Oct. 5)
Grant Morgan (Co) (Oct. 19)
Jalen Catalon (Nov. 9)
2021 Hayden Henry (Sept. 14)
2022 Hudson Clark (Oct. 18)
Bumper Pool (Sept. 5)
Drew Sanders (Sept. 12)
Drew Sanders (Nov. 22)
2023 Lorando Johnson (Nov. 6)
2024 TJ Metcalf (Sept. 23)

SPECIAL TEAMS

2002 Tom Crowder (Oct. 28)
David Carlton (Nov. 11)
2004 Pierre Brown (Nov. 20)
2006 Felix Jones (Oct. 21)
Anthony Brown (Nov. 4)
2007 Felix Jones (Sept. 1)
2009 Dennis Johnson (Co) (Sept. 5)
Dennis Johnson (Oct. 10)
2010 Joe Adams (Oct. 23)
2011 Joe Adams (Sept. 3)
Zach Hocker (Oct. 29)
Dennis Johnson (Nov. 5)
Joe Adams (Nov. 12)
2012 Zach Hocker (Tri) (Oct. 13)
2013 Alan D'Appollonio (Sept. 14)
Sam Irwin-Hill (Oct. 12)
2014 Sam Irwin-Hill (Nov. 22)
2016 Dan Skipper (Co) (Oct. 3)
2017 De'Vion Warren (Oct. 28)
2019 Connor Limpert (Sept. 26)
2021 Cam Little (Nov. 15)
2023 Cam Little (Nov. 6)

OFFENSIVE LINEMAN

2004 Kyle Roper (Nov. 13)
2006 Jonathan Luigs (Oct. 7)
Stephen Parker (Oct. 28)
Tony Ugoh (Nov. 11)
2007 Jonathan Luigs (Oct. 20)
Mitch Petrus (Nov. 3)
Nate Garner (Nov. 17)
2009 Mitch Petrus (Oct. 31)
2010 DeMarcus Love (Nov. 20)
2011 Alvin Bailey (Sept. 10)
2014 Sebastian Tretola (Oct. 25)
Dan Skipper (Nov. 15)
2015 Sebastian Tretola (Oct. 3)
Mitch Smothers (Oct. 31)
Dan Skipper (Nov. 14)
2016 Dan Skipper (Sept. 10)
Frank Ragnow (Sept. 17)
Dan Skipper (Co) (Nov. 19)
2021 Ricky Stromberg (Sept. 20)
2022 Ricky Stromberg (Sept. 12)
Ricky Stromberg (Nov. 22)
2023 Beaux Limmer (Nov. 6)
2024 Fernando Carmona (Sept. 2)
Fernando Carmona (Oct. 7)

DEFENSIVE LINEMAN

2004 Arrion Dixon (Sept. 5)
Jeremy Harrell (Sept. 25)
2005 Jamaal Anderson (Nov. 19)
2006 Jamaal Anderson (Oct. 7)
Keith Jackson (Oct. 14)
2007 Damario Ambrose (Sept. 29)
2008 Adrian Davis (Oct. 11)
2009 Tenarius Wright (Oct. 3)
2011 Jake Bequette (Co) (Nov. 5)
2012 Chris Smith (Co) (Sept. 1)
Trey Flowers (Oct. 6)
Chris Smith (Co) (Nov. 3)
2013 Trey Flowers (Aug. 31)
Chris Smith (Sept. 21)
2014 Trey Flowers (Sept. 20)
Darius Philon (Nov. 22)
2015 Deatrich Wise Jr. (Nov. 27)
2016 Deatrich Wise Jr. (Sept. 3)
2021 Tre Williams (Sept. 27)
2022 Jordan Domineck (Sept. 5)

FRESHMAN

2005 Felix Jones (Sept. 3)
Darren McFadden (Oct. 15)
Darren McFadden (Oct. 22)
Casey Dick (Nov. 12)
2006 Mitch Mustain (Sept. 16)
2008 Joe Adams (Sept. 6)
Dennis Johnson (Nov. 28)
2011 Tevin Mitchell (Oct. 8)
2013 Alex Collins (Sept. 7)
Alex Collins (Sept. 14)
2015 Dre Greenlaw (Oct. 24)
Dre Greenlaw (Nov. 14)
2017 Chase Hayden (Aug. 31)
Cole Kelley (Oct. 28)
2020 Hudson Clark (Oct. 19)
2021 Cam Little (Sept. 14)
Cam Little (Nov. 8)
2023 Jaylon Braxton (Nov. 6)
Isaiah Augustave (Nov. 20)
2024 Malachi Singleton (Oct. 7)
Braylen Russell (Oct. 28)



The first player in program history to win SEC Defensive Player of the Week multiple times in a season, **QUINTON CAVER** earned the honors three times in 2000. His final weekly honor in 2000 came after a 14-3 win over No. 24 LSU at War Memorial Stadium where he snatched a 33-yard interception return for a touchdown.

ALL-SWC SELECTIONS (1915-91)

HB Gary Adams (1966-68)
B Lance Alworth (1960-61)
RB Gary Anderson (1982)
S Steve Atwater (1986, 1988)
HB Herman Bagby (1924)
E Alton Baldwin (1946)
G Jim Barnes (1968)
WR Teddy Barnes (1975)
FB Garland Beavers (1928)
G Mike Bender (1965)
E Jim Benton (1936-37)
T W.R. Benton Jr. (1934)
C Jay Bequette (1982)
S Martine Bercher (1966)
E Clifford Blackburn (1924)
LB Mike Boschetti (1970)
HB Danny Brabham (1962)
HB Jesse Branch (1962)
C Rodney Brand (1968-69)
HB Jack Brasuell (1965-66)
QB Jon Brittenum (1965-66)
DT Bud Brooks (1954)
DT Dick Bumpas (1970)
DT Earl Buckingham (1982)
TB Bill Burnett (1969-70)
B Bobby Burnett (1965)
E Tommy Burnett (1966)
S Bo Busby (1975)
QB Ron Calcagni (1977)
NG Mike Campbell (1975)
E Preston Carpenter (1955)
LB Ronnie Caveness (1963-64)
NG Tony Cherico (1985-87)
K Tommy Cheyne (1975)
OG Freddie Childress (1986, 1988)
T John Childress (1961)
QB George Cole (1927)
C James Coleman (1919)
E Jimmy Collier (1960-61)
CB Anthoney Cooney (1989)
G David Cooper (1967)
E Charles Corgan (1923)
TB Ben Cowins (1976-78)
P Steve Cox (1979-80)
C Elbert Crawford (1989)
QB *Steve Creekmore Sr. (1910)
E Bobby Crockett (1965)
T Dick Cunningham (1966)
FB Jack Dale (1930)
QB Gene Davidson (1917, 1919)
RB David Dickey (1966-67)
E Chuck Dicus (1968-70)
E Jay Donathan (1957)
G Jerry Dossey (1969)
HB Kay Eakin (1939)
RB Jerry Eckwood (1975)
OG Marcus Elliott (1983-84)
T *Dan Estes (1913)
FS Kevin Evans (1979-80)
WR Robert Farrell (1979)
DE Ron Faurot (1983)
QB Joe Ferguson (1971)
RB Ike Forte (1974-75)
LB Lynn Garner (1968)
G Dean Garrett (1961)
C Melvin Gibbs (1966)
C Bob Griffin (1951)
QB Quinn Grovey (1988)
DT Dan Hampton (1978)
E Hartford Hamilton (1966-67)
OG Ronnie Hammers (1970)
T Dave Hanner (1950-51)
E Harry Hansard (1921)
OG Leotis Harris (1977)
LB Wayne Harris (1959-60)
HB Ken Hatfield (1964)
C Mark Henry (1991)
T Glen Ray Hines (1964-65)
T *Percy Hinton (1912)
C *Phil Huntly (1911)
LB Larry Jackson (1977-78)
T Charlie Jamerson (1921)
E Bruce James (1970)
CB Michael James (1991)
T Gus Japp (1925)
G Jim Johnson (1964)
WB Harry Jones (1965)
E Ronnie Jones (1971)
DE Ivan Jordan (1973-75)
OT Mike Kelson (1970-71)
T Rick Kersey (1969)
OT Greg Koch (1975)
OT Greg Kolenda (1978-79)
OG Steve Korte (1981-82)
C Richard LaFargue (1975)
K Bruce Lahay (1981)
E Jerry Lamb (1963-64)
S Greg Lasker (1985)
K Steve Little (1974-75, 1977)
T Charles Lively (1946)
DB Vaughn Lusby (1977-78)
OT Jim Mabry (1988-89)
QB Fred Marshall (1964)
DB Patrick Martin (1977)
DT Wayne Martin (1988)
HB *Russell May (1913)
T Jerry Mazzanti (1962)
LB Hal McAfee (1975)
K Bill McClard (1970-71)
QB Lamar McHan (1951-53)
DE Johnnie Meadors (1975)
T John Measel (1933)
FB *Clinton Milford (1909)
OT Alfred Mohammed (1982)
B Billy Moore (1962)
FB Henry Moore (1954-55)
DB Jerry Moore (1970)
B Jim Mooty (1958-59)
QB Bill Montgomery (1970)
TE Pat Morrison (1970)
TB Dickey Morton (1972-73)
FB Tom Murphy (1933)
FB Gerald Nesbitt (1956-57)
K Ish Ordonez (1979-80)
OLB Kerry Owens (1988)
OG Limbo Parks (1985)
G Leon Pense (1943)
T *Stanley Phillips (1909)
T Loyd Phillips (1964-66)
LB Cliff Powell (1968-69)
G Tom Reed (1971-72)
E Mike Reppond (1971)
C Ron Revard (1971)
DT Jon Rhiddlehoover (1973)
LB Danny Rhodes (1971, 1973)
NG Richard Richardson (1982)
QB Jack Robbins (1936)
E Bobby Roper (1965)
E Glen Rose (1927)
E Paul Rucker (1933)
T Ernest Ruple (1967)
E Floyd Sagely (1953)
S Howard Sampson (1977)
QB Kevin Scanlon (1979)
E Wear Schoonover (1929)
E Mike Schumchyk (1944)
T Brad Scott (1926)
B Clyde Scott (1946-48)
DT Michael Shepherd (1988-89)
SE James Shibest (1984, 1986)
OT Gerald Skinner (1975-76)
T Billy Ray Smith Sr. (1956)
DE Billy Ray Smith Jr. (1981-82)
DB Rollen Smith (1973)
C Bill Spivey (1934)
OG George Stewart (1979)
C Randy Stewart (1965)
HB Terry Stewart (1969)
OG/C R.C. Thielemann (1975-76)
G Ray Trail (1962)
K Kendall Trainor (1988)
HB Tommy Trantham (1965-67)
G Clyde Van Sickle (1928)
DT Jimmy Walker (1975-78)
CB Danny Walters (1982)
T Jim Williams (1964-65)
LB Rickey Williams (1987)
HB Ben Winkelman (1921)
TE Billy Winston (1988)
K Todd Wright (1989)
CB Kevin Wyatt (1984)
LB Bert Zinamon (1983)

(First team selections only)
**Arkansas joined the Southwest Conference in 1914*



LAMAR McHAN, who led the SWC in passing in 1953, was a three-time All-Southwest Conference selection from 1951-53.

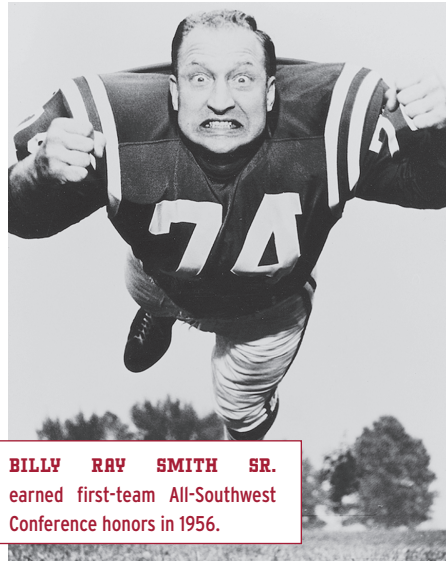

BILLY RAY SMITH SR. earned first-team All-Southwest Conference honors in 1956.



BILLY RAY SMITH JR. made the All-Southwest Conference first team in 1981 and 1982.

RETIRED NUMBERS

The ultimate honor is to have your jersey number retired/honored, and in the 132 years the Razorbacks have been on the football field, only three players have had the honor bestowed upon them, Clyde Scott (No. 12), Brandon Burlsworth (No. 77) and Darren McFadden (5).

CLYDE "SMACKOVER" SCOTT

12

Halfback | 1946-49
Smackover, Arkansas | Smackover High School



Following a glamorous career in the 1940s, the athletic department decided to retire No. 12. Nicknamed "Smackover" for his hometown, Clyde Scott made a name for himself in 1948, winning the silver medal in the hurdles at the Olympic Games in August and then reporting to football practice, where he would earn All-America honors during his senior year.

Scott rushed for 1,463 yards during his career for a school record at the time. In 1948 he had an impressive 7.0 yards-per-carry average, gaining 670 yards on 95 attempts. Scott was the first Razorback athlete to win an Olympic medal as most of Arkansas' track success didn't come until 1978 with the arrival of John McDonnell.

When Arkansas was recruiting Steve Little, coach Frank Broyles asked Scott if Little could wear his retired No. 12. Scott graciously agreed and Little went on to an All-American career. Scott passed away in Little Rock, Arkansas, on Jan. 30, 2018, at the age of 93.

BRANDON BURLSWORTH

77

Guard | 1994-98
Harrison, Arkansas | Harrison High School



The athletics department did not see fit to retire another football jersey until after the 1998 campaign, when the No. 77 worn by Razorback All-American offensive guard Brandon Burlsworth was retired.

One of the most inspiring stories in Razorback history, Burlsworth joined the Razorbacks in 1994 as a walk-on. Following a redshirt year, he earned a scholarship with his work ethic in the weight room. After serving as a backup guard for the 1995 SEC Western Division champions, he earned a starting position in the spring of '96 and never yielded it. He went on to start 34 consecutive games, concluding with the Florida Citrus Bowl on Jan. 1, 1999.

Burlsworth was an All-SEC offensive guard in 1997. In 1998 he not only earned all-conference honors, but was named a first-team All-American by The Football News. He was the leader of an offensive line that helped the Razorback offense score more points than it had since 1970 and produce more yards than it had since the 1989 season.

In the classroom, Burlsworth was equally astounding. He earned his bachelor's degree in marketing management in 1997 and immediately went to work on his master's in business administration. In December 1998, Burlsworth completed his master's requirements to become the first Razorback football player to complete a master's degree before playing in his final game.

Burlsworth was drafted in the third round by the Indianapolis Colts, but tragically died in an automobile accident less than two weeks later. The entire state of Arkansas was stunned and head coach Houston Nutt recommended that Burlsworth's jersey be retired. Athletics director Frank Broyles quickly agreed.

HONORED NUMBERS

The ultimate honor is to have your jersey number retired/honored, and in the 132 years the Razorbacks have been on the football field, only three players have had the honor bestowed upon them, Clyde Scott (No. 12), Brandon Burlsworth (No. 77) and Darren McFadden (5).

DARREN McFADDEN

5

Running Back | 2005-07
Little Rock, Arkansas | Oak Grove High School

Darren McFadden – a two-time Doak Walker Award winner and Heisman Trophy runner-up – is widely regarded as one of the greatest players in program history after rushing for 4,590 yards and a school record 41 touchdowns in just three seasons before being selected fourth overall by the Oakland Raiders in the 2008 NFL Draft.

McFadden ranks third on the SEC career rushing list with 4,590 yards. The Little Rock native is one of three two-time winners of the Doak Walker Award (Ricky Williams, Texas, 1997-98 and Jonathan Taylor, Wisconsin, 2018-19) and one of only three players in conference history to rush for 1,000 yards in his freshman, sophomore, and junior seasons, along with former Razorback Alex Collins and Georgia great Herschel Walker. He owns the two highest rushing totals in school history, with 1,830 yards in 2007 and 1,647 yards in 2006

He arrived in Fayetteville in 2005 and immediately inserted himself into the conversation of the best running backs nationally after rushing for 1,113 yards on 176 carries (6.3 avg) for 11 touchdowns in addition to catching 14 passes for a total of 52 yards while earning SEC Freshman of the Year and Freshman All-America honors.

As a sophomore in 2006, McFadden rushed for a then-school record 1,647 yards while scoring 14 touchdowns and passing for three touchdowns. He was named a First-Team All-American and placed second in the Heisman voting.

McFadden rushed 325 times for 1,829 yards and 16 touchdowns while also recording four passing touchdowns and a receiving touchdown as a junior in 2007. He was recognized as a unanimous First-Team All-American and became the first player to finish as the Heisman runner-up in consecutive seasons since 1949.



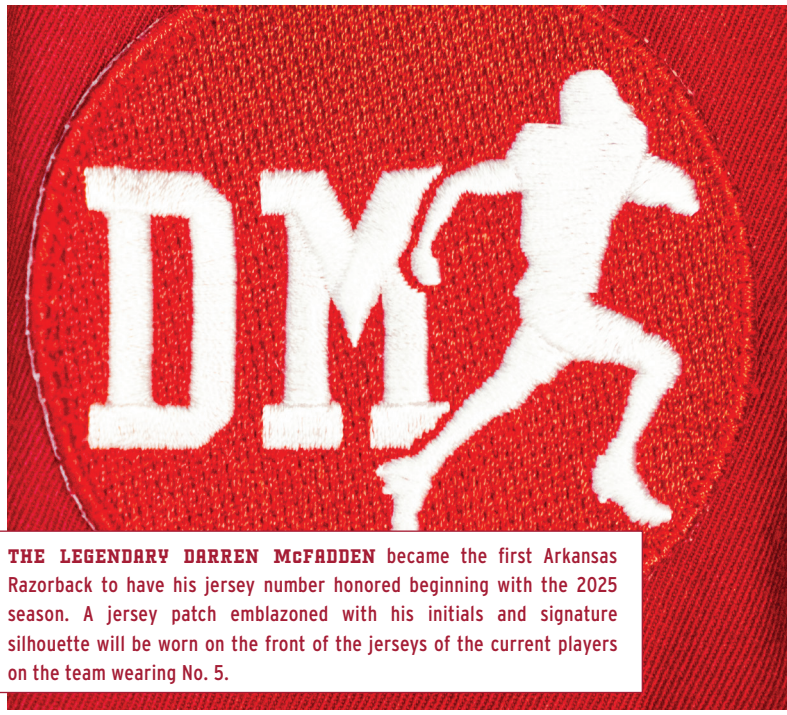

THE LEGENDARY DARREN McFADDEN became the first Arkansas Razorback to have his jersey number honored beginning with the 2025 season. A jersey patch emblazoned with his initials and signature silhouette will be worn on the front of the jerseys of the current players on the team wearing No. 5.

HONORS

NATIONAL FOOTBALL FOUNDATION COLLEGE FOOTBALL HALL OF FAME

1954 Hugo Bezdek (HC)
1967 Wear Schoonover (P)
1971 Clyde Scott (P)
1983 Frank Broyles (HC)
1984 Lance Alworth (P)
1987 Johnny Majors (AC)
1992 Loyd Phillips (P)
1997 Bowden Wyatt (HC)
1999 Chuck Dicus (P)
2000 Billy Ray Smith Jr. (P)
2001 Barry Switzer (AC)
2003 Doug Dickey (AC)
Hayden Fry (AC)
2004 Wayne Harris (P)
Tracy Rocker (AC)
2008 Lou Holtz (HC)
2010 Ronnie Caveness (P)
2012 Jimmy Johnson (P/AC)
2017 Danny Ford (HC)
2019 Darren McFadden (P)
2024 Dan Hampton (P)
(HC) - Head Coach; (AC) - Assistant Coach; (P) - Player

ARKANSAS SPORTS HALL OF FAME

Established in January 1959 to honor individuals who have made a special contribution to athletics in Arkansas.

1959 Jim Lee Howell, football
Wear Schoonover, football
1960 Jim Benton, football
John Barnhill, football, college athletics
Steve Creekmore, football, golf
1961 Hugo Bezdek, football, baseball
1963 Clyde Scott, football, track
George Cole, football, college athletics
Russell May, football
1964 Glen Rose, basketball, football
Dan Estes, football
1965 Gordon Carpenter, basketball
Tom Murphy, basketball, football
J.L. Carter, football
1966 Francis Schmidt, football
1967 Frank Broyles, football, college athletics
1968 Howard "Red" Hickey, football
Gene "Sodie" Davidson, football
1970 Melvin McGaha, baseball, basketball, football
Fred Thomsen, football
1971 Wilson Matthews, football
Pat Summerall, football
1972 Maurice "Footsie" Britt, football
Dave Hanner, football
Boyd Cypert, college athletics
1973 Ray Hamilton, football
Sam Coleman, high school athletics
1974 Jack Robbins, football
1975 Miller Barber, golf
Lamar McHan, football
1976 Billy Ray Smith, Sr., football
1977 Leon "Muscles" Campbell, football
Tom Pickell, basketball
1978 Fred Williams, football
1979 Lance Alworth, football
Johnny Adams, basketball
1980 Barry Switzer, football
1981 Clifford Shaw, officiating
Jim Mooty, football
Wayne Harris, football
1982 Aubrey "Cobb" Fowler, football, track
Milan Creighton, football
1983 Lou Holtz, football
Eddie Sutton, basketball
1984 Fred Akers, football
Kay Eakin, football
1985 Eugene Lambert, basketball
Floyd Sagely, football
1986 Loyd Phillips, football
W. Howard Pearce, football, stadium management
1987 John McDonnell, track
Jim Lindsey, football
Alton Baldwin, football
1988 George Kok, basketball
Dwight Sloan, football
Lewis Carpenter, football
1989 Ken Hatfield, football
Harold Horton, football
Brad Scott, football
R.H. Sikes, golf
1990 Henry Moore, football
1991 Norm DeBriyn, baseball
Pat Foster, basketball
Gerald Nesbitt, football
1992 Preston Carpenter, football
Dan Hampton, football
1993 Sidney Moncrief, basketball
Buddy Bob Benson, football
1994 Joe Ferguson, football
Ron Brewer, basketball
Ike Poole, football, basketball
1995 Billy Ray Smith Jr., football
Chuck Dicus, football
1996 Bill Burnett, football
Kevin McReynolds, baseball
Raymond Peters, football
1997 Bill Montgomery, football
Billy Moore, football
Mike Conley, track
1998 Nolan Richardson, basketball
Marvin Delph, basketball
Jimmy Johnson, football
Firmon Bynum, football
1999 Ronnie Caveness, football
Jerry Jones, football
2000 Tommy Boyer, basketball
Bobby Burnett, football
2001 Orville Henry, journalism
Jerry Lamb, football
Ken Turner, football
2002 Steve Atwater, football
Brandon Burlsworth, football
Joe Kleine, basketball
Cliff Powell, football
2003 O'Neale Adams, football
Louis Schaufele, football, baseball
Darrell Walker, basketball
2004 Jesse Branch, football
Bud Campbell, journalism
Bud Canada, football
Steve Cox, football
Wayne Martin, football
2005 William "Bud" Brooks, football
Scott Hastings, basketball
2006 Gary Anderson, football
John Daly, golf
Paul Eells, television and radio play-by-play
Fred Grim, basketball
Bettye Fiscus Dickey, basketball
2007 Bobby Crockett, football
Tom Pagnozzi, baseball
George Walker, football
Jim Elder, journalism
2008 Todd Day, basketball
Bruce James, football
Jon Richardson, football
2009 Martine Bercher, football
R.C. Thielemann, football
Corliss Williamson, basketball
Jarrell Williams, football
2010 Bill Ferrell, trainer, baseball coach
Leotis Harris, football
Scotty Thurman, basketball
1964 National Championship football team
2011 Dick Bumpas, football
Jerry Carlton, basketball
Ben Cowins, football
Quinn Grovey, football
Cliff Horton, football
Cliff Lee, baseball
2012 Harry Jones, football
Lee Mayberry, basketball
U.S. Reed, basketball
Bob Ford, football
1994 National Championship basketball team
2013 Stacy Lewis, golf
Frank O'Mara, track and field
2014 David Bazzel, football
Gary Blair, women's basketball coach
Dennis Winston, football
2015 Pat Bradley, basketball
Ron Calcagni, football
Stephen Jones, football
Christy Smith, basketball
Bowden Wyatt, football coach
2016 Greg Koch, football
Fred Marshall, football
Almer Lee, basketball
Niall O'Shaughnessy, track
2017 Larry Jackson, football
Darren McFadden, football
2018 Shawn Andrews, football
Jerry Eckwood, football
Brison Manor, football
Kevin Scanlon, football
Dean Weber, trainer
2019 Gary Adams, football
Madre Hill, football
Dave Van Horn, baseball
Jerry Jones Jr., football
Houston Nutt, football
2020 Veronica Campbell Brown, track & field
Jim Counce, basketball
Ike Forte, football
Anthony Lucas, football
Gus Malzahn, football
Ron Marvel, basketball
John Tate, basketball
2021 Lisa Cornwell, golf
Lance Harter, track
Tim Horton, football
Joe Johnson, basketball
Johnny Ray, baseball
2022 Corey Beck, basketball
Barry Foster, football
Tyson Gay, track & field
Matt Jones, football
Brad Taylor, football
Tommy Brasher, football
2023 Jeff King, baseball
Glen Ray Hines, football
Jimmy Walker, football
2024 Peyton Hillis, football
Ryan Mallett, football
Jason Peters, football
2025 Felix Jones, football
Bev Lewis, athletic administration
Oliver Miller, basketball
Jack O'Keefe, golf
Clint Stoerner, football
2026 Alex Collins, football
Peter Doohan, men's tennis
(Only inductees that coached, played or were closely affiliated with University of Arkansas athletics are listed)



In 2024 legendary **DAN HAMPTON** became the 11th Arkansas player in program history to be inducted into the College Football Hall of Fame. Hampton joined Lance Alworth and Jimmy Johnson as the only former Razorbacks in both halls of fame.

COTTON BOWL HALL OF FAME

1999 Frank Broyles
2001 Loyd Phillips
2005 Lance Alworth
2010 Warren Lyles
2012 Jim Williams
2016 Fred Marshall
2018 Houston Nutt
2020 Jerry Jones

PRO FOOTBALL HALL OF FAME

1978 Lance Alworth
2002 Dan Hampton
2017 Jerry Jones
2020 Steve Atwater
Jimmy Johnson

UNIVERSITY OF ARKANSAS SPORTS HALL OF HONOR

The University of Arkansas Sports Hall of Honor was established in 1988 as a means of honoring the all-time great athletes and coaches that have done so much in establishing a tradition of excellence in University of Arkansas athletics. Only former Razorback letterwinners are allowed to vote.

1988
Lance Alworth
John Barnhill
Frank Broyles
Sidney Moncrief
Glen Rose
Clyde Scott

1989
Jim Benton
George Cole
Wayne Harris
Wilson Matthews
Kevin McReynolds
Wear Schoonover

1990
Miller Barber
Mel McGaha
John McDonnell
Loyd Phillips
Jack Robbins
Jim Lee Howell

1991
Leon Campbell
Mike Conley
Norm DeBriyn
Dan Hampton
Dave Hanner
Fred Williams

HONORS

1993
Ron Brewer, Lamar McHan, Chuck Dicus, Pat Summerall, Joe Ferguson

1994
George Kok, Bettye Fiscus, Maurice Britt, Billy Ray Smith Sr., Bill Ferrell, Niall O'Shaughnessy, Steve Little, John Daly

1995
Bill Burnett, Tim Lollar, Ken Hatfield, J. William Fulbright, Eddie Sutton, Bud Brooks, R.H. Sikes

1996
Preston Carpenter, Billy Moore, Bob Cheyne, Nolan Richardson, Joe Falcon, Barry Switzer, Eugene Lambert, Melody Sye, Bill Montgomery

1997
Harold Horton, Frank O'Mara, Jim Mooty, Jim Lindsey, Lon Farrell, Henry Moore, Billy Ray Smith Jr., Floyd Sagely, Johnny Ray

1998
Steve Atwater, Eddie Bradford, Marvin Delph, Ike Poole, Paul Donovan, Steve Creekmore Sr., Bev Lewis

1999
Fred Akers, Gerald Nesbitt, Tommy Boyer, Tom Pagnozzi, Ronnie Caveness, Stanley Redwine, Jimmy Johnson, George Walker, Gordon Long

2000
Jesse Branch, Lew Carpenter, Bobby Burnett, Delmonica DeHorney



KEN HATFIELD was an Academic All-American on Arkansas' 1964 National Championship team. His 81-yard punt return for a touchdown keyed the 14-13 victory at No. 1 Texas as Arkansas went 11-0 in 1964.

Howard "Red" Hickey, Tom Murphy, Jeff King, Dean Weber, Joe Kleine

2001
Alton Baldwin, Glen Ray Hines, Jim Bone, Cliff Powell, Deena Drossin, Reuben Reina, Pat Foster, Jarrell Williams, Quinn Grovey

2002
Todd Day, Amber Nicholas Shirey, Bobby Crockett, Harold E. "Sonney" Henson, Martine Bercher, Ronnie Underwood, Rick Schaeffer, Ray Hamilton, Deane Pappas

2003
Johnny Adams, Jerry Mazzanti, Gary Anderson, Cynthia Moore, Bud Canada, Scott Tabor, Chip Hooper, Corliss Williamson, Fred Marshall

2004
Brandon Burlsworth, Seneca Lassiter, Jerry Carlton, Wayne Martin, Peter Doohan, Lee Mayberry, Harry Jones, Tracy Webb Rice, Jerry Jones

2005
Dick Booth, Jerry Lamb, Bill Gray, Jon Richardson, Leotis Harris, Christy Smith, Scott Hastings, R.C. Thielemann, Steve Krueger

2006
Scott Bull, Louis Schaufele, Dick Bumpas, Martin Terry, Jay Donathan, Amy Yoder Begley, Ron Hightower, Lance Harter, Bobby Proctor

2007
Jim Barnes, Brenden Pappas, Jackie Brasuell, Randy Stewart, Ben Cowins, Phillip Stidham, Megan Flowers, Scotty Thurman, Dean Garrett

2008
Rodney Brand, George McKinney, Tommy Brasher, Gi-Gi Miller, Bruce James, Darrell Walker, Daniel Lincoln, Steed White, Ryan Lundquist

2009
Shawn Andrews, Dr. Jim Counce, Richard Bell, Alistair Cragg, Ron Calcagni, Billy Joe Moody, Veronica Campbell-Brown, Tom Pucci

2010
Bubba Carpenter, U.S. Reed, Milan Creighton, Tracy Robertson, Ike Forte, Terry Don Phillips, Karen Gorham, Erick Walder, Greg Koch, Jim Williams, Kevin Scanlon

2011
Gary Adams, Brison Manor Jr., Steve Cox, Jessica Field Phelan, Jessica Koch Dailey, Godfrey Siamusiye, Fred Grim, Pat Serret, Almer Lee, Jimmy Walker

2012
Edrick Floreal, Ronn Reynolds, Andrew Lang, Jodi Rittenhouse, Bruce Maxwell, Lisa Sparks, Bill McClard, Terry Stewart, Clyde Rhoden, Dennis Winston

2013
Charles Balentine, Edel Hackett, Don Christian, Cheryl McArton Ward, Greg D'Alexander, Dickey Morton, Calvin Davis, Buddy Sutton, Barry Foster

2014
Pat Bradley, Kenoy Kennedy, Freddie Childress, Stacy Lewis, Shameka Christon, Pat Morrison, Robert Cox, Louis Ramsay, Graham Hood

2015
DeeDee Brown-Campbell, Steve Korte, Niall Bruton, Mike Loggins, Robin Ford, Ron Meyer, Lynn Garner, Kendall Trainor, Derek Hood

2016
Gregory Lasker, Christin Wurth-Thomas, Oliver Miller, Tammy Kincaid Dustin, Lou Holtz, Tom Pickell, Kenderick Moore, Danny Rhodes, Roddie Haley

2017
Bo Busby, Chin Bee Khoo, Louis Campbell, Jack O'Keefe, Troy Eklund, Melvin Lister, Ken Hamlin, Amy Wright, Madre Hill

2018
Ron Faurot, Ivan Jordan, Steve Loy, Kim Storey, Sytia Messer, Dana McQuillin, Nick Schmidt, Dahlke, Jerry Spencer, April Steiner Bennett, Greg Horne, Ewell Lee, Randy Stephens, Rickey Medlock, Jonathon Modica, Bruce Lahay

2019
Mike Bender, Maria Pavlidou, Tony Cherico, Dean Pryor, Bill Dorothy, Tag Ridings, Greg Kolenda, James "Doc" Sexton, Jim Mabry, Tim Siegel, Ruthie Miller, Gerald Skinner, Krystal Osborne, Shelly Wallace

2020
Corey Beck, Amanda McCurdy, Jon Brittenum, Darren McFadden, Ralph Kraus, Ken Turner

2021
Robert Farrell, Tiffany Woolley Moyer, Clint McDaniel, George Stewart, Sandi Morris, Brian Wellman

2022
Joe Adams, Katherine Grable, Bill Bakewell, Ron Huery, Gary Blair, Andy Skeels, Ruth Cohoon, Dale White, Ray Doakes

2023
Marc Brumble, Taylor Ellis-Watson, Lenzie Howell, Houston Nutt, Oskar Johansson, David Swain, Felix Jones, Kimberly Wilson Jenkins, Honey Marsh

2024
Ravin Caldwell, Dave Van Horn, Alex Collins, Devon Wallace, Matt Hemingway, David Walling, Matt Jones, Wendi Willits, Kareem Reid

2025
Makeba Alcide, C'eira Ricketts, Brian Baker, James Rouse, Zach Cox, Dwight Stewart, Ryan Mallett, Clint Stoerner

2026
Ronnie Brewer, Jason Peters, Tony Bua, Heather Schlichtman Scharf, Brett Eibner, Bud Still, Dave England, Tina Sutej

ALL-CENTURY TEAM

Selected by fan ballot prior to the 1994 season as part of the UA football centennial celebration.

OFFENSIVE LINEMEN
Bud Brooks, Glen Ray Hines, Freddie Childress, Steve Korte, Leotis Harris, R.C. Thielemann

RECEIVERS
Jim Benton, Chuck Dicus, Bobby Crockett, Wear Schoonover

RUNNING BACKS
Lance Alworth, Jim Mooty, Leon Campbell, Clyde Scott, Barry Foster

QUARTERBACKS
Joe Ferguson, Lamar McHan, Quinn Grovey, Bill Montgomery

DEFENSIVE LINEMEN
Dan Hampton, Billy Ray Smith Sr., Dave Hanner, Billy Ray Smith Jr., Wayne Martin, Fred Williams, Loyd Phillips

LINEBACKERS
Ronnie Caveness, Cliff Powell, Wayne Harris, Dennis Winston

SECONDARY
Steve Atwater, Ken Hatfield, Alton Baldwin, Billy Moore, Martine Bercher

KICKERS
Steve Cox, Pat Summerall, Steve Little

ALL-DECADE TEAMS

2010-19 OFFENSE

TE	Hunter Henry
T	Dan Skipper
G	Frank Ragnow
C	Travis Swanson
G	Sebastian Tretola
T	DeMarcus Love
WR	Joe Adams
WR	Jarius Wright
QB	Ryan Mallett
RB	Knile Davis
RB	Alex Collins
K	Zack Hocker

HONORS

2010-19 DEFENSE
E Jake Bequette
T Darius Philon
T McTelvin Agim
E Trey Flowers
LB Jerry Franklin
LB De'Jon Harris
OLB Martrell Spaight
CB Tevin Mitchell
CB Henre' Toliver
S Tramain Thomas
S Kamren Curl
P Dylan Breeding

2000-09 OFFENSE
TE D.J. Williams
T Shawn Andrews
G Mitch Petrus
C Jonathan Luigs
G Robert Felton
T Tony Ugoh
WR Marcus Monk
WR George Wilson
QB Matt Jones
RB Darren McFadden
RB Felix Jones
K Alex Tejada

2000-09 DEFENSE
E Jamaal Anderson
T Marcus Harrison
T Keith Jackson
E Jeb Huckeba
LB Quinton Caver
LB Sam Olajubutu
OLB Jermaine Petty
CB Ahmad Carroll
CB Chris Houston
S Ken Hamlin
S Tony Bua
P Jeremy Davis

1990-99 OFFENSE
TE Kirk Botkin
T Bobbie Williams
G Brandon Burlsworth
C Grant Garrett
G Isaac Davis
T Chad Abernathy
WR Anthony Lucas
WR Anthony Eubanks
QB Clint Stoerner
RB Madre Hill
RB Chrys Chukwuma
K Todd Wright

1990-99 DEFENSE
E Henry Ford
T Melvin Bradley
T Junior Soli
E Steven Conley
LB Jamel Harris
LB Mark Smith
OLB Darwin Ireland
CB David Barrett
CB Orlando Watters
S Kenoy Kennedy
S Zac Painter
P Pete Raether

1980-89 OFFENSE
TE Billy Winston
T Jim Mabry
G Steve Korte
C Elbert Crawford
G Freddie Childress
T Alfred Mohammed
WR James Shibest
QB Quinn Grovey
RB Gary Anderson
RB James Rouse
RB Barry Foster
K Kendall Trainor

1980-89 DEFENSE
E Billy Ray Smith Jr.
T Wayne Martin
NG Tony Cherico
T Michael Shepherd
E Kerry Owens
LB Rickey Williams
LB Bert Zinamon
CB Danny Walters
CB Richard Brothers
S Steve Atwater
S Greg Lasker
P Greg Horne

1970-79 OFFENSE
TE Charles Clay
T Greg Koch
G Leotis Harris
C R. C. Thielemann
G George Stewart
T Greg Kolenda
WR Chuck Dicus
WR Mike Reppond
QB Joe Ferguson
RB Ben Cowins
RB Dickey Morton
K Steve Little

1970-79 DEFENSE
E Dennis Winston
T Jimmy Walker
NG Dale White
T Dan Hampton
E Ivan Jordan
LB Danny Rhodes
LB Larry Jackson
CB Vaughn Lusby
CB Louis Campbell
S Howard Sampson
S Bo Busby
P Steve Little

1960-69 OFFENSE
E Bobby Crockett
T Glen Ray Hines
G Jim Barnes
C Rodney Brand
G Jerry Dossey
T Dick Cunningham
E Jerry Lamb
E Chuck Dicus
B Bill Montgomery
B Jon Brittenum
B Bill Burnett
B Bruce Maxwell
B Lance Alworth
K Ronny South

1960-69 DEFENSE
E Hartford Hamilton
L John Childress
L Jimmy Johnson
L Loyd Phillips
E Rick Kersey
LB Wayne Harris
LB Ronnie Caveness
LB Cliff Powell
B Gary Adams
B Tommy Trantham
B Billy Moore
B Terry Stewart
P Bobby Nix

1950-59
E Floyd Sagely
T Billy Ray Smith
G Bud Brooks
C Jay Donathan
G Dave Hanner
T Bob Griffin
E Pat Summerall
B Lamar McHan
B Henry Moore
B Lewis Carpenter
B Gerald Nesbitt
B Preston Carpenter
B Jim Mooty

1940-49
E Mike Schumchyk
T Charles Lively
G Leon Pense
C Billy Ray Thomas
G Theron Roberts
T Ray Peters
E Alton Baldwin
B Clyde Scott
B Leon Campbell
B Geno Mazzanti
B Ross Pritchard
B Louis Schaufele

1930-39
E Jim Benton
T W. R. Benton
G Clifford Van Sickle
C Bill Spivey
G John Measel
T Howard "Red" Hickey
E Paul Rucker
B Ray Hamilton
B Kay Eakin
B Jack Robbins
B Jack Dale
B Tom Murphy

1920-29
E Wear Schoonover
T Charlie Jamerson
G Brad Scott
C Herman Boozman
G Clyde Van Sickle
T Gus Japp
E Glen Rose
B Herman Bagby
B Ben Winkleman
B George Cole
B Garland Beavers

PRE-1920
L John Shirley Wood
L Stanley Phillips
L J. Tate McGill
L Phil C. Huntley
L Percy Hinton
L Dan Estes
L James Coleman
B Gene "Sodie" Davidson
B Steve Creekmore
B Clinton C. Milford

DANA X. BIBLE AWARD
Outstanding Player of the Year in the Southwest Conference as selected by Texas/Arkansas Football Magazine.
1975 Scott Bull ..... QB
1979 Kevin Scanlon ..... QB

ACADEMIC ALL-AMERICA
1955 George Walker ..... QB
1957 Jerry Ford C
Gerald Nesbitt ..... FB
1959 Wayne Harris C
1960 Joe Paul Alberty ..... FB
1961 Lance Alworth ..... HB
1964 Ken Hatfield ..... HB
1965 Randy Stewart C
Jim Lindsey ..... WB
Jack Brasuell ..... HB
1968 Bob White ..... K
1969 Bill Burnett ..... RB
Terry Stewart ..... S
1978 Brad Shoup ..... DB
1991 Mick Thomas ..... LB
1992 Owen Kelly ..... NG
1993 Chris Oliver ..... OT
2003 Jerry Reith ..... OT
2012 Dylan Breeding ..... P
2015 Brooks Ellis ..... LB
2016 Brooks Ellis ..... LB
2023 Hudson Clark ..... DB

ABC-TV CHEVROLET PLAYER OF THE YEAR
1977 Larry Jackson ..... LB/Defense

NATIONAL FOOTBALL FOUNDATION SCHOLAR
1969 Terry Stewart ..... S
1976 Bo Busby ..... S
1978 Brad Shoup ..... DB
2016 Brooks Ellis ..... LB

NCAA POSTGRADUATE SCHOLARSHIP
1969 Terry Stewart ..... Football
1978 Niall O'Shaughnessy ..... Track
Brad Shoup ..... Football
1984 Don S. Denis ..... Swimming
1993 Chris Oliver ..... Football
2005 Matt Gunn ..... Track

HOUSTON POST AWARD
Outstanding Player of the Year in the Southwest Conference.
1928 Garland "Bevo" Beavers ..... FB
1933 Tom Murphy ..... FB
1937 Jim Benton ..... E
1954 William "Bud" Brooks ..... G
1960 Wayne Harris C
1962 Billy Moore ..... QB
1964 Fred Marshall ..... QB
1965 Bobby Crockett ..... E
1965 Glen Ray Hines ..... T
1969 Cliff Powell ..... LB
1970 Dick Bumpus ..... T
1978 Dan Hampton ..... DT

SPORTSMANSHIP AWARDS
1948 Gordon Long ..... Swede Nelson National Award
1953 Lamar McHan ..... SWC Trophy
1957 George Walker ..... SWC Trophy
1961 Lance Alworth ..... SWC Trophy
1966 Jon Brittenum ..... SWC Trophy
1970 Bill Burnett ..... SWC Trophy
Bill Burnett ..... Kerns Tips Award
1975 Scott Bull ..... Fort Worth Kiwanis Award
1979 Kevin Scanlon ..... Fort Worth Kiwanis Award
1987 Tony Cherico ..... Fort Worth Kiwanis Award
1988 Jim Kremers ..... SWC Trophy

DELBERT SWARTZ OUTSTANDING ACADEMIC ACHIEVEMENT AWARD
1962 Lance Alworth ..... Football
1963 Danny Brabham ..... Football
1964 John Derdorff ..... Track
1965 Ken Hatfield ..... Football
1966 J. D. McConnell ..... Basketball
1967 Ken Sharp ..... Track
1968 Hartford Hamilton ..... Football
1969 Bob White ..... Football



HONORS

1970	Dewitt Smith III	Football
1971	Steve Walters	Football
1972	Tom Reed	Football
1973	Tom Reed	Football
1974	Randy Jackson	Tennis
1975	Rickey Medlock	Basketball
1976	Tommy Cheyne	Football
1977	Ray Buckner	Basketball
1978	Jimmy Counce	Basketball
1979	Brad Shoup	Football
1980	Kevin Scanlon	Football
1981	Mark Anderson	Track
1982	Pat Vaughn	Track
1983	Tom Moloney	Track
1984	Bill Jasinski	Track
1985	Mark Lee	Football
1986	Chris Bequette	Football
1987	Jim Kremers	Baseball
1988	Shawn Baker	Basketball
1989	Odis Lloyd	Football
1990	Wade Hill	Football

J. FRANK BROYLES AWARD
UA'S TOP MALE ATHLETE

1977	Niall O'Shaughnessy	Track
1978	Tim Lollar	Baseball
1979	Sidney Moncrief	Basketball
1980	Steve Krueger	Baseball
1981	U.S. Reed	Basketball
1982	Randy Stephens	Track
1983	Frank O'Mara	Track
1984	Mike Conley	Track
1985	Mike Conley	Track
1986	Ralph Kraus	Baseball
1987	Jim Kremers	Baseball
1988	Joe Falcon	Track
1989	Joe Falcon	Track
1990	Edrick Floreal	Track
1991	Quinn Grovey	Football
1992	Todd Day	Basketball
1993	Erick Walder	Track
1994	Corliss Williamson	Basketball
1995	Corliss Williamson	Basketball
1996	Godfrey Siamusiye	Track
1997	Robert Howard	Track
1998	Robert Howard	Track
1999	Brandon Burlsworth	Football
2000	Melvin Lister	Track
2001	Quinton Caver	Football
2002	Jermaine Petty	Football
2003	Alistair Cragg	Track
2004	Alistair Cragg	Track
	Wallace Spearmon	Track
2005	Josphat Boit	Track
2006	Darren McFadden	Football
2007	Darren McFadden	Football

GARRETT UEKMAN MEMORIAL SCHOLARSHIP

2014	Luke Charpentier	OG/C
2015	Alex Voelzke	TE
2016	Jeremy Sprinkle	TE
2017	Kevin Richardson	DB
2018	Jeremy Patton	TE

CRIP HALL HOMECOMING PERFORMANCE BY A SENIOR AWARD

1950	Frank Fischel	E
1951	Lamar McHan	QB
1952	Larry Hogue	FB
1953	Lamar McHan	TB
1954	Bobby Proctor	B
1955	Preston Carpenter	HB
1956	Billy Ray Smith	T
	Ronnie Underwood	HB
1957	Gerald Nesbitt	FB
1958	Billy Gilbow	G
1959	Jim Mooty	HB
1960	Wayne Harris	C
1961	Lance Alworth	HB
1962	Billy Moore	QB
1963	Jim John	E
1964	Fred Marshall	QB
1965	Bobby Burnett	TB
1966	Martine Bercher	S
1967	Ronny South	QB
1968	Max Peacock	E
1969	Bruce Maxwell	FB
1970	Bill Montgomery	QB
1971	Bill McClard	K
1972	Louis Campbell	CB
	Don Wunderly	DT
1973	Dickey Morton	TB
	Danny Rhodes	LB
1974	Jon Rhiddlehoover	DT
	Billy Burns	LB
1975	Scott Bull	QB
1976	Harvey Hampton	DT
1977	Steve Little	K/P
1978	Jimmy Walker	DT
1979	Robert Farrell	WR
1980	Ish Ordonez	K
1981	Cliff Henry	S
1982	Gary Anderson	RB
1983	Mark Mistler	WR
1984	Danny Nutt	QB
1985	Mark Calcagni	QB
1986	Derrick Thomas	FB
1987	Rickey Williams	LB
1988	Kendall Trainor	K
1989	James Rouse	HB
1990	Derek Russell	WR
1991	Michael James	CB
1992	Pete Raether	P
1993	Darwin Ireland	LB
1994	Lance Ellison	K
1995	Barry Lunney Jr.	QB
1996	Oscar Malone	TB
1997	Anthony Eubanks	WR
1998	Brandon Burlsworth	OG
1999	Clint Stoerner	QB
2000	J.J. Jones	LB
2001	Carlos Hall	DE
2002	Fred Talley	RB
2003	Caleb Miller	LB
2004	Jeb Huckeba	DE
2005	Kyle Roper	C
2006	Keith Jackson	DT
2007	Peyton Hillis	FB
2008	Casey Dick	QB
2009	Lucas Miller	WR
2010	D.J. Williams	TE
2011	Jarius Wright	WR
2012	Cobi Hamilton	WR
2013	Chris Smith	DE
2014	Martrell Spaight	LB
2015	Brandon Allen	QB
2016	Toby Baker	P
2017	David Williams	RB
2018	Armon Watts	DL
2019	De'Jon Harris	LB
2020	Grant Morgan	LB
2021	Montaric Brown	DB
2022	Bumper Pool	LB
2023	Al Walcott	S
2024	Andrew Armstrong	WR
2025	Taylen Green	QB

CHISM REED OUTSTANDING SENIOR FOR LEADERSHIP AWARD

1964	Jim Johnson	NG
1965	Jack Brasuell	B
1966	Eddie Woodlee	FB
1967	Alvin Jones	DT
1968	Tommy Dixson	DB
1969	Gordon McNulty	DE
1970	Bobby Field	DB
1971	Bobby Nichols	TE
1972	Louis Campbell	CB
1973	Danny Rhodes	LB
1974	Jon Rhiddlehoover	DT
1975	Tommy Cheyne	P
1976	Bo Busby	S
1977	Steve Heim	OT
1978	Jimmy Walker	DT
1979	Chuck Herman	OG
1980	Phillip Moon	OT
1981	Ronnie Trusty	OT
1982	Kim Dameron	WR
1983	Jim Schoolcraft	TE
1984	Joe Kleine	Basketball
1985	Andy Upchurch	C
1986	Derrick Thomas	FB
1987	Tony Cherico	FB
1988	Keith Wilson	Basketball
1989	Elbert Crawford	C
1990	Quinn Grovey	QB
1991	Arlyn Bowers	Basketball
1992	Ray Lee Johnson	DE
1993	Tyrone Chatman	LB
1994	Jason Allen	QB
1995	Barry Lunney	QB
1996	Mark Smith	LB
1997	Anthony Eubanks	WR
1998	Grant Garrett	C
1999	Marvin Caston	FB
2000	Quinton Caver	LB
2001	Jermaine Petty	LB
2002	Fred Talley	RB
2003	George Wilson	WR
2004	Matt Jones	QB
2005	Clarke Moore	DE
2006	Brett Goode	LS
2007	Weston Dacus	LB
2008	Jonathan Luigs	C
2009	Michael Smith	RB
2010	Van Stumon	FB
2011	Grant Cook	OL
2012	Tyler Wilson	QB
2013	Kiero Small	FB
2014	Martrell Spaight	LB
2015	Brandon Allen	QB
2016	Drew Morgan	WR
2017	Austin Allen	QB
2018	Dre Greenlaw	LB

GORDON CAMPBELL SENIOR SPIRIT AWARD

1969	Bob Stankovich	OT
1970	Steve Walters	S
1971	Ronnie Jones	DE
1972	Tom Reed	OG
1973	Danny Rhodes	LB
1974	Floyd Hogan	FS
1975	Hal McAfee	LB
1976	Gerald Skinner	OT
1977	Howard Sampson	SS
1978	Dan Hampton	DT
1979	Robert Farrell	WR
1980	George Stewart	OG
1981	Darryl Mason	TE
1982	Richard Richardson	NG
1983	Bert Zinamon	LB
1984	Brad Taylor	QB
1985	David Bazzel	LB
1986	James Shibest	WR
1987	Tony Cherico	NG
1988	Odis Lloyd	LB
1989	Tim Horton	WR
1990	Quinn Grovey	QB
1991	Curtis Banks	SS
1992	Scott Long	DT
1993	Chris Oliver	OT
1994	Dean Peevy	CB
1995	Earl Scott	C
1996	Scott Rivers	OT
1997	Ken Anderson	DE
1998	Russ Brown	OG
1999	Nathan Norman	FB
2000	Jeremiah Harper	DB
2001	La'Zerius White	OG
2002	Nathan Ball	OG
2003	Bo Lacy	OT
2004	DeCori Birmingham	RB
2005	Vickiel Vaughn	FS
2006	Desmond Sims	LB
2007	Robert Felton	OT

JIM WELLONS DEDICATION AWARD

1978	Ron Calcagni	QB
1979	Kevin Scanlon	QB
1980	Keith Houfek	C
1981	Steve Clyde	TE
1982	Tom Jones	QB
1983	Milton Fields	LB
1984	Mark Lee	LB
1985	Mark Calcagni	QB
1986	Theo Young	TE
1987	Greg Thomas	QB
	Chris Bequette	OT
1988	John Bland	QB
1989	Billy Winston	TE
1991	Greg Switzer	LB
1992	Gary Adams	S
1993	Henry Ford	DE
1994	Willie Johnson	LB
1995	Spencer Brown	CB
1996	Vincent Bradford	LB
1997	Bill Carson	LS
1998	Benji Mahan	LS
1999	Joe Dean Davenport	TE
2000	Randy Garner	DE
2001	Josh Foliart	LB
2002	Raymond House	DE
2003	Mark Bokermann	OG
2004	Steven Harris	WR
2005	Kyle Dickerson	RB
2006	Tony Ugoh	OT
2007	Robert Johnson	WR

STEVE LITTLE AWARD

Special Teams

1982	Keith Burns	DB
1983	Calvin Shaw	LB
1984	Nathan Jones	DB
1992	Todd Wright	K
1994	Carl Kidd	S
1995	J. J. Meadors	WR
1996	Jessie Cornelius	FB
1997	Matt Wait	P
1998	Todd Latourette	K
1999	Tony Dodson	K
	Chris Akin	P
2000	Michael Snowden	WR
2001	D'Andre Berry	SS
2002	Richie Butler	P
2003	Tom Crowder	WR
2004	David Carlton	K
2005	Jacob Skinner	P
2006	Jacob Skinner	P
2007	Kevin Woods	FS

BRUCE MITCHELL AWARD

Toughness

1982	Ed Jackson	DE
1983	Orson Weems	OT
1984	Marcus Elliott	OG
1985	Greg Lasker	S
1986	Derrick Thomas	FB
1987	Rickey Williams	LB
1988	Eric Bradford	S
1989	Anthoney Cooney	CB
1990	Derek Russell	WR
1992	E. D. Jackson	RB
1993	Darwin Ireland	LB
1994	Trent Knapp	LB
1995	Junior Soli	NG



HONORS

1996	Anthony Hicks	LB
1997	Shannon Sidney	WR
1998	C.J. McLain	DE
1999	Jeromy Flowers	DB
2000	Jim Ed Reed	LB
2001	Sacha Lancaster	FB
2002	Gavin Walls	DE
2003	Tony Bua	LB/S
2004	Marcus Whitmore	LB
2005	Brandon Kennedy	FB
2006	Sam Olajubutu	LB
2007	Farod Jackson	FB

HAROLD HORTON AWARD

Loyalty

1999	Anthony Lucas	WR
2000	Rod Stinson	FB
2001	Curt Davis	NG
2002	Raymond House	DE
2003	Caleb Miller	LB
2004	Jeb Huckeba	DE
2005	Kyle Dickerson	RB
2006	Stephen Parker	OG
2007	Nate Garner	OT

NELSON RAINEY AWARD

Character

2000	Jeremiah Harper	DB
2001	Kenny Sandlin	OG
2002	Josh Melton	C
2003	Jerry Reith	OG
2004	Jeb Huckeba	DE
2005	Pierre Brown	LB
2006	Zac Tubbs	OT
2007	Marcus Monk	WR

BRANDON BURLSWORTH AWARD

Academics and one-time non-scholarship.

2001	Jerry Reith	OG
2002	George Wilson	S
2003	Chuck Nalley	LS
2004	Tom Crowder	WR
2005	Dowell Loggains	QB/H
2006	Richard Bracken	WR
2007	Stephen Parker	OG
2008	Jeremy Davis	P
2009	Lucas Miller	WR
2010	Seth Armbrust	SS
2011	No recipient	
2012	Seth Armbrust	SS
2013	David Hurd	OT
2014	Austin Jones	LB
2015	Josh Harris	LB
2016	Adam McFain	K

LITTLE ROCK TD CLUB TEAM MVP

2004	Matt Jones	QB
2005	Darren McFadden	RB
2006	Darren McFadden	RB
2007	Darren McFadden	RB
2008	DJ Williams	TE
2009	Ryan Mallett	QB
2010	Ryan Mallett	QB
2011	Jarius Wright	WR
2012	Tyler Wilson	QB
2013	Trey Flowers	DE
2014	Jonathan Williams	RB
2015	Alex Collins	RB
2016	Austin Allen	QB
2017	Santos Ramirez	DB
2018	De'Jon Harris	LB
2019	Rakeem Boyd	RB
2022	KJ Jefferson	QB

PAUL EELLS AWARD

Perseverance, determination, courage and resolve in the face of adversity.

2006	Robert Johnson	WR/QB
2007	Peyton Hillis	RB
2008	Casey Dick	QB
2009	Joe Adams	WR
2010	DJ Williams	TE
2011	Garrett Uekman	TE
2012	Dennis Johnson	RB
2013	Kiero Small	RB
2014	Martrell Spaight	LB
2015	Brandon Allen	QB
2016	Rawleigh Williams III	RB
2017	Kevin Richardson II	DB
2018	Armon Watts	DL
2019	McTelvin Agim	DL
2022	Bumper Pool	LB

DAN HAMPTON AWARD

Best D-lineman from an Arkansas college.

2013	Trey Flowers	DE
2014	Trey Flowers	DE
2018	Armon Watts	DL

WILLIE ROAF AWARD

Best O-lineman from an Arkansas college.

2013	Travis Swanson	C
2015	Sebastian Tretola	G
2016	Dan Skipper	T
2017	Frank Ragnow	C
2022	Ricky Stromberg	C

DARREN McFADDEN AWARD

Best RB from an Arkansas college.

2018	Rakeem Boyd	RB

DR. LON FARRELL AWARD

1987	Jack Gregory Magness	Swimming
1988	Shawn Baker	Basketball
1989	Cheryl McArton	Swimming
1990	Allen Meancham	Football
1991	Mary Farmer	Swimming
1992	Amber Nicholas	Basketball
1993	Cynthia TerPoorten	Swimming
1994	Kim Mount	Track
1995	Rene Pillow	Track
1996	Kristen DeArmand	Swimming
1997	Kelly Cook	Cross Country
1998	Alicyn Hennis	Soccer
1999	Louise Ostling	Tennis
2000	Kimberly Mourton	Soccer
2001	Julie Sloniger	Volleyball
2002	Tiffany Woolley	Softball

SEC FOOTBALL LEGENDS

1994	Lance Alworth	HB
1995	Joe Ferguson	QB
1996	Chuck Dicus	WR
1997	Jim Benton	E
1998	Clyde Scott	B
1999	Bill Montgomery	QB
2000	Ronnie Caveness	LB
2001	Steve Atwater	FS
2002	Loyd Phillips	DT
2003	Wayne Harris	LB
2004	Fred Marshall	QB
2005	Quinn Grovey	QB
2006	Cliff Powell	LB
2007	Ken Hatfield	DB
2008	Billy Ray Smith Jr.	LB
2009	Gary Anderson	RB
2010	Frank Broyles	Head Coach
2011	Leotis Harris	OG
2012	Pat Summerall	K/DE/TE
2013	Wayne Martin	DE
2014	Jerry Lamb	E
2015	Madre Hill	RB
2016	Shawn Andrews	T
2017	Dan Hampton	DT
2018	Darren McFadden	RB
2019	Dennis Winston	LB
2022	Steve Korte	OL
2023	Dick Bumpas	DT
2024	Ken Hamlin	FS
2025	Kenoy Kennedy	FS

BROYLES RAZORBACK AWARD

Presented to senior who exemplifies Coach Broyles.

2019	T.J. Smith	DL

ALL-AMERICAN BOWL

Tampa, Fla.

1970	Gary Adams	S
1971	Bill Montgomery	QB
	Dick Bumpus	T
	Bruce James (South MVP Award)	E
	Pat Morrison	TE
	Ronnie Jones	DE
1972	David Reavis	DT
1973	Brison Manor	DT
1975	Tommy Harris	DB
1976	Greg Koch	OT
1979	Larry Jackson	LB

ALL-AMERICAN CLASSIC

Las Vegas, Nev.

2003	Tony Bua	FS
	Bo Lacy	OT
2005	DeCori Birmingham	RB
	Steven Harris	WR

ALL-AMERICAN GAME

Lubbock, Texas

1961	Wayne Harris	LB
1963	Jesse Branch	HB
1965	Ronnie Caveness	LB
1966	Jim Lindsey	HB
	Bobby Crockett	E
	Glen Ray Hines	T
1967	Martine Bercher	HB
	Jon Brittenum	QB
	Loyd Phillips	T
1970	Rodney Brand	C
	Cliff Powell	LB
1971	Chuck Dicus	E
	Jerry Moore	DB
1972	Tom Mabry	OT
1973	Dickey Morton	TB

ALL-STAR GRIDIRON CLASSIC

Orlando, Fla.

1998	Madre Hill	RB
	Todd Latourette	K
	Ryan Hale	NG
2002	Fred Talley	RB
	Raymond House	DE

BLUE-GRAY GAME

Montgomery, Ala.

1950	Buddy Brown	G
	Louis Schaufele	FB
1952	Buddy Sutton	HB
	Lewis Carpenter	FB
1953	Lamar McHan	QB
	Harold Spain	G
1966	Joe Black	LB
	Martine Bercher	S
1967	David Cooper	G
	Hartford Hamilton	E
	Ronny South	QB
1970	Bill Montgomery	QB
	Bruce James	E
	Dick Bumpas (MVP Award)	T
1971	Jack Morris	DB
	Mike Kelson	T
1972	David Reavis	DT
	Jim Hodge	WR
1973	Jack Ettinger	WR
	Danny Rhodes	LB
1974	Rollen Smith	DE
1982	Phillip Boren	OT
1992	Ray Lee Johnson	DE
	Ron Dickerson Jr.	WR
1993	Henry Ford	DE
	Isaac Davis	OG
	Kirk Botkin	TE
1994	Carl Kidd	S
1996	Mark Smith	LB
1997	Anthony Eubanks	WR
	David Sanders	DT

CASINO DEL SOL ALL-STAR GAME

Tucson, Ariz.

2012	Broderick Green	RB
2013	Jared Green	DT

COLLEGE ALL-STAR BOWL

Greenville, S.C.

2014	Eric Bennett	S
	David Hurd	OT
	Byron Jones	DT
	Jarrett Lake	LB

COLLEGE ALL-STAR GAME

Chicago, Ill.

1938	Jim Benton	E
	Jack Robbins	QB
1949	Clyde Scott	HB
	Bud Canada	E
1952	Bob Griffin	C
1954	Lamar McHan	QB
1956	Preston Carpenter	HB
	Henry Moore	FB
1957	Ronnie Underwood	HB
1960	Jim Mooty	HB
1961	Lance Alworth	HB
1963	Danny Brabham	FB
1965	Ronnie Caveness	LB
1966	Jim Lindsey	HB
	Glen Ray Hines	T
	Bobby Crockett	E
1967	Harry Jones	HB

COLLEGE GRIDIRON SHOWCASE

Arlington, Texas

2015	Tevin Mitchel	CB

EAST-WEST SHRINE GAME

Various Locations

1938	Jim Benton	E
	Dwight Sloan	HB
1940	Kay Eakin	QB
1941	Howard Hickey	E
1946	Earl Wheeler	G
1949	Ed Hamilton	E
1951	Ken Jones	OT
1956	Preston Carpenter	HB
	Henry Moore	FB
1957	Gerald Nesbitt (Offensive MVP)	FB
1958	Donnie Stone	HB
1963	Wesley Bryant	T
1966	Loyd Phillips	T
	Dick Cunningham	T
1967	Ernie Ruple	T
1976	R. C. Thielemann	C
	Gerald Skinner	T
1980	Kevin Evans	FS
1985	Greg Lasker	S
1989	Steve Atwater (Defensive MVP)	S
1990	Michael Shepherd	DT
1998	C. J. McLain	DE
1999	D. J. Cooper	DT
2003	Lawrence Richardson	CB
2005	Jeb Huckeba	DE
2006	Houston Nutt	Head Coach
	De'Arrius Howard	RB
	Brandon Kennedy	FB
	Kyle Roper	C
	Vickiel Vaughn	S
2007	Sam Olajubutu	LB
	Keith Jackson	DT
2008	Michael Grant	FS
2012	Greg Childs	WR
	Jerry Franklin	LB
	Jarius Wright	WR

2013	Dylan Breeding	P
2014	Zach Hocker	K
	Kiero Small	FB
2015	AJ Derby (injured)	TE
2017	Jeremiah Ledbetter	DE
	Brooks Ellis (sick)	LB
	Drew Morgan	WR
	Dan Skipper	T
	Deatrich Wise Jr.	DE
2018	Brian Wallace	OL
	Armon Watts	DT
2020	McTelvin Agim	DT
	De'Jon Harris (injured)	LB
2022	Myron Cunningham	OL
	Jordan Silver	LS
2023	Terry Hampton	DT
	Jadon Haselwood	WR
	Ricky Stromberg	C
	Dalton Wagner	T
2024	Cam Little	K
	Trajan Jeffcoat	DE
	Dwight McGlothern	DB
2025	Eric Gregory	DL
	Ja'Quinden Jackson	RB

HULA BOWL

Honolulu, Hawaii

1961	Lance Alworth (MVP Award)	HB
1964	Wesley Bryant	T
1965	Ronnie Caveness	LB
	Jerry Lamb	E
1966	Glen Ray Hines	T
	Jim Williams	T
1967	Loyd Phillips	T
	Harry Jones	WB
1968	Tommy Trantham	DB
1970	Rodney Brand	C
	Cliff Powell	LB
1971	Chuck Dicus	WR
	Bill Burnett	TB
1972	Mike Kelson	OT
	Tom Mabry	OT
1973	Tom Reed	OG
	Mike Reppond	WR
	Joe Ferguson	QB
1974	Dickey Morton	TB
	Danny Rhodes	LB
1975	Floyd Hogan	DB
1976	Ike Forte	RB
1977	R. C. Thielemann	C
1978	Steve Little	K
	Patrick Martin	DB
	Howard Sampson (injured)	DB
	Leotis Harris (injured)	G
1979	Ron Calcagni	QB
	Jimmy Walker	T
	Ben Cowins	RB
	Lou Holtz	Head Coach
1980	Greg Kolenda	OT
	Robert Farrell	WR
1981	Joe Shantz	OT
1982	Darryl Mason	TE
1983	Jessie Clark	FB
1984	Ron Faurot	DE
1985	Marcus Elliott	OG
	Eddie White	TE
1986	Andy Upchurch	C
	Kevin Wyatt	CB
1987	Limbo Parks	OG
1988	Tony Cherico	NG
	Bryan White	C
1989	Kendall Trainor	K
1991	Derek Russell	WR
2001	Shannon Money	OT
2003	Caleb Miller	LB
2005	Arrion Dixon	DT
Orlando, Fla.		
2025	Isaac TeSlaa	WR
2026	O'Mega Blake	WR
	Corey Robinson II	OL
	Kani Walker	DB
	Larry Worth III	DB

JAPAN BOWL

Tokyo, Japan

1978	Steve Little	K
	Patrick Martin	DB
	Howard Sampson (injured)	DB
1979	Ron Calcagni	QB
	Jerry Eckwood	RB
	Larry Jackson	LB
	Dean Weber	Athletic Trainer
1980	Kevin Scanlon	QB
1982	Darryl Mason	TE
	Bruce Lahay	K
1983	Richard Richardson	NG
	Dean Weber	Athletic Trainer
1984	Mark Mistler	WR
1986	Bobby Joe Edmonds	RB
1987	James Shibest	WR
1988	Tony Cherico	NG
	Eric Whitted	LB
1990	Jim Mabry	T
	Michael Shepherd	T
1992	Mick Thomas	LB

MEDAL OF HONOR BOWL

Charleston, S.C.

2014	Javontee Herndon	WR
	David Hurd	OL
2015	Brey Cook	OL
	Cameron Jefferson	OL
	Tevin Mitchel	CB
	Demetrius Wilson	WR

NFLPA COLLEGIATE BOWL

Carson, Calif.

2014	Kiero Small	FB
2015	Braylon Mitchell	LB
2017	Keon Hatcher	WR
2018	Austin Allen	QB
	Henre' Toliver	DB
	David Williams	RB
2019	Hjalte Froholdt	OL
	Randy Ramsey	DE
2020	Cheyenne O'Grady	TE
2021	Rakeem Boyd	RB
	Jerry Jacobs	DB
2022	Myron Cunningham	OL
	Grant Morgan	LB
	Jordan Silver	LS
	Tre Williams	DL
2022	Myron Cunningham	OL
	Grant Morgan	LB
	Jordan Silver	LS
	Tre Williams	DL

NORTH-SOUTH CLASSIC

Houston, Texas

2007	Keith Jackson	DT
	Randy Kelly	SS
	Stephen Parker	OG

NORTH-SOUTH SHRINE GAME

Miami, Fla.

1957	Jay Donathan	C
	George Walker	QB
1967	Tommy Trantham	DB
1971	Ronnie Jones	DE
	Tom Mabry	OT
1972	Don Wunderly	DT
	Tom Reed	OG
	Mike Reppond	WR
	Joe Ferguson	QB
1973	Danny Rhodes	LB
	Jack Ettinger	WR
Pontiac, Mich.		
1976	Curtis Townsend	LB
	Dennis Winston	DE

SENIOR BOWL

Mobile, Ala.

1950	Theron Roberts	G
1951	Buddy Brown	G
	Buddy Rogers	HB
1952	Bob Griffin	C
	Fred Williams	T
1953	Buddy Sutton	HB
1955	Bud Brooks (MVP - South Team)	G
1956	Henry Moore	FB
1957	Jay Donathon	C
	George Walker	QB
1959	Jim Mooty	HB
1961	Paul Dudley	HB
1962	Danny Brabham	FB
1966	Bobby Burnett	TB
	Jim Lindsey	WB
	Bobby Crockett	E
1968	Ernie Ruple	T
1969	Jim Barnes	G
1971	Jerry Moore	DB
1976	Richard LaFargue	C
1977	Gerald Skinner	T
1978	Vaughn Lusby	DB
1980	Greg Kolenda	OT
	Chuck Herman	OG
1983	Billy Ray Smith Jr.	DE
	Steve Korte	OG
1989	Kendall Trainor	K
1992	Ron Dickerson Jr.	WR
1994	Henry Ford	DE
	Isaac Davis	OG
1996	Steven Conley	DE
1998	Brandon Burlsworth	OG
1999	Anthony Lucas	WR
	David Barrett	CB
	Kenoy Kennedy	S
	Joe Dean Davenport	TE
	Bobbie Williams	OT
2000	Quinton Caver	LB
	Randy Garner	DE
	Boo Williams	WR
2001	Carlos Hall	DE
2003	Cedric Cobbs	TB
2005	Matt Jones	QB/WR
2007	Brett Goode	LB
	Tony Ugoh	OT
2008	Robert Felton	OG
	Marcus Harrison	DT
	Peyton Hillis	FB
2009	Jonathan Luigs	C
2010	Mitch Petrus	OL
2011	DeMarcus Love	OL
	D.J. Williams	TE
2012	Joe Adams	WR
	Jake Bequette	DE
2013	Cobi Hamilton	WR
	Tyler Wilson	QB
2014	Chris Smith	DE
	Travis Swanson	C
2015	Martrell Spaight	LB
	Trey Flowers	DE
2016	Brandon Allen	QB
	Sebastian Tretola	OG
	Jonathan Williams	RB
2017	Toby Baker	P
	Jeremy Sprinkle	TE
2018	Frank Ragnow	C
2019	Dre Greenlaw	LB
2020	McTelvin Agim	DL
2021	Feleipe Franks	QB
2022	John Ridgeway	DL
	Jordan Silver	LS
2024	Beaux Limmer	OL
2025	Landon Jackson	DL
	Isaac TeSlaa	WR
2026	Cam Ball	DL
	Fernando Carmona	OL
	Taylen Green	QB
	Julian Neal	DB
	Xavian Sorey Jr.	LB
	Mike Washington Jr.	RB

SPIRAL TROPICAL BOWL

Daytona Beach, Fla.

2018	Robert Decker	LS
	Dwayne Eugene Jr.	LB
2021	Xavier Kelly	DL

TEXAS VS. THE NATION

El Paso, Texas

2009	Jamar Love	CB
	Jose Valdez	OT
Allen, Texas		
2013	DeQuinta Jones	DT
	Ronnie Wingo Jr.	RB
	Darius Winston	CB



DAVID WILLIAMS led the National Team in rushing and had a touchdown run during the 2018 NFLPA Collegiate Bowl in Carson, California.



ALL-TIME LETTERWINNERS

A

Abernathy, Chad 1995, 96, 97, 98
Adair, Marcus 1993, 94, 95
Adams, Dave 1962, 63
Adams, Gary 1966, 67, 68*
Adams, Gary 1989, 90, 91, 92
Adams, Joe 2008, 09, 10, 11
Adams, Oliver 1927, 28
Adams, O'Neale 1939, 40, 41
Adams, Tim 1976, 77, 78
Adcock, Kirby 2018, 19
Adkins, Jim 1956
Agim, McTelvin 2016, 17, 18, 19*
Aguirre, Michael 2006, 07, 08
Akerfelds, Darrel 1980, 81
Akers, Freddy 1958, 59
Akerstrom, Anders 2004
Akin, Chris 1998, 99
Akins, Chris 1995
Akins, Terry 1992
Alberty, Joe Paul 1958, 59, 60
Alberty, Brett 1987
Alcorn, E. 1923
Alcorn, Hal 1917, 18, 20
Alcorn, R.E. 1917, 18, 19, 20
Alderson, Winston 1994, 95, 96
Alexander, Brother 1984, 85
Alexander, Marion 1943
Alexander, Tim 1976, 80
Allen, Austin 2014, 15, 16, 17*
Allen, Brandon 2012, 13, 14*, 15*
Allen, Clint 1976
Allen, Jaden 2025
Allen, Jason 1991, 92, 93, 94*
Allen, Joe 1909
Allen, Josh 2015
Allen, V.V. 1896
Allison, Robert 1939
Alworth, Lance 1959, 60, 61
Ambrose, Damario 2007, 08, 09, 10
Amis, William 1921, 22
Anderson, Gary 1979, 80, 81, 82*
Anderson, Jamaal 2004, 05, 06
Anderson, Ken 1994, 95, 96, 97*
Anderson, Kevin 1984, 85
Anderson, Paul 1944, 45
Andrews, Shawn 2001, 02, 03
Anthony, Jordan 2024
Antwine, Anthony 2014, 15
Apolskis, Rick 1986, 87, 88, 89
Arenz, Terry 1958
Arinze, Patrick 2014
Armbrust, Seth 2009, 11
Armendariz, Richard 1984
Armstrong, Andrew 2023, 24
Askew, Lavunce 2008, 09, 10
Atiga, Robert 2011, 13
Atkinson, Drexel 1948, 49
Atteberry, Dwight 1990, 91
Atwater, Steve 1985, 86, 87, 88*
Atwood, Ralph 1937, 38, 39
Audas, Stan 1973, 75
Augustave, Isaiah 2023
Ausley, Peyton 2019
Avery, Steve 1973, 75
Avlos, Nick 1973*
Ayers, James 1925, 26

B

Bach, Tommy 1957, 58, 59
Bagby, Herman 1923, 24
Bailey, Alvin 2010, 11, 12
Bailey, Jack 1950
Bailey, Joe 1999
Bailey, Mitchell 2008
Bain, James 1915, 16, 19
Baker, Chris 2003, 04, 06, 07
Baker, Ed 1995
Baker, Kevin 2000
Baker, Mark 1994, 95, 96, 97
Baker, Pat 1993, 94
Baker, Toby 2015, 16
Baker, Victor 1980
Baldridge, Joe 1949
Baldwin, Alton 1943, 44, 45, 46
Baldwin, Jake 1945, 49
Bale, Devin 2024, 25*
Ball, Cam 2022, 23, 24, 25*
Ball, Nathan 1999, 00, 01, 02
Balseiro, Chris 2003, 04, 05
Banks, Curtis 1988, 89, 90, 91
Banks, Reggie 2003, 04
Banks, Tim 1965
Bankston, Bill
Barker, Hubert 1940, 41
Barnes, Charlie 1958
Barnes, David 1957
Barnes, Jim 1966, 67, 68*
Barnes, J.J. 1901
Barnes, Teddy 1973, 74, 75
Barnett, Brandon 2007, 08, 09
Barnett, Robert 1957
Barrett, David 1996, 97, 98, 99*
Barrow, Bubba 1986, 87, 88, 89
Barwegen, Doug 1975, 76, 77
Basore, George 1919, 20, 21
Bass, Bill 1947, 48, 49
Bates, Jake 2022
Battle, Khiry 2008
Bauer, Reid 2018, 20, 21, 22
Bax, Nathan 2020, 21, 22, 23
Baxter, John 1979
Baxter, Robert 1979
Bayne, Louis 1944
Bazzel, David 1981, 82, 84, 85*
Beachum, Rodney 1982, 83, 84, 85
Beane, Colmore 1944
Beanum, Tevin 2014, 15, 16
Beard, Abner H. 1900, 02
Beard, Chip 1982
Beard, Scott Oscar 1903
Beasley, Jimmy 2000, 01, 02, 03*
Beavers, Garland 1926, 27, 28
Beck, Austin 2014, 15
Belknap, Ray 1919
Bell, Geno 1993, 94, 95, 97
Bell, Jamario 2018, 19
Bell, Mark 1987, 88, 89
Bell, Richard 1957, 58*
Bemberg, Clay 2010
Bender, Mike 1964, 65*
Bennett, Archie 1970, 71
Bennett, Eric 2010, 11, 12, 13
Bennett, Richard 1955, 56, 57
Bennett, Ronnie 1969, 70
Benoit, Steve 1970
Benson, Buddy Bob 1954, 55
Benson, Ken 1989, 90
Benson, Mike 1986, 87
Benton, James "Jim" 1935, 36, 37*
Benton, Jim 1970, 71, 72
Benton, W.R. 1932, 33, 34*
Bentz, J.L. 1895
Bequette, Chris 1984, 85, 86, 87*
Bequette, George 1954, 55, 56
Bequette, Jake 2008, 09, 10*, 11*
Bequette, Jay 1980, 81, 82
Bercher, Martine 1964, 65, 66
Berezansky, Chris 2008
Berner, Dennis 1967, 68, 69
Berry, Benny 1954, 56
Berry, Charlie 1956
Berry, D'Andre 1998, 99, 00, 01
Berry, Greg 1983
Berry, Homer 1922, 23, 24
Berry, Matt 2018, 19
Berryhill, Stuart 1964, 65, 66
Bettis, Evan 2008
Beutelschies, Gene 1962
Bexley, Carleton 1996
Bibby, Kameron 2024
Bickerstaff, Ray 1945
Biddle, Joe 1932, 33
Billings, Fred M. 1902
Billingsley, Mickey 1974, 76, 77
Binnion, Scott 1970, 71, 72
Biocic, Jerry 1986, 87
Birdwell, Steve 1969, 70, 71
Birmingham, DeCori 2001, 02, 03, 04*
Bishop, La'Darrius 2019, 20, 21, 22, 23
Black, Charles 1932, 33
Black, Bo 1967, 68
Black, Joe 1964, 65, 66
Blackburn, Claud 1924
Blackburn, Clifford 1923, 24
Blackmer, D. 1901
Blackstock, Keyshawn 2024, 25
Blair, Simeon 2019, 20, 21, 22*
Blake, O'Mega 2025
Blakely, Gervis T. 1910
Blakely, Ronnie 1961
Bland, John 1985, 86, 87, 88*
Bledsoe, Fred 2004, 07
Blevins, Paul 1969
Bloom, John R. 1903, 04
Boatwright, William 1897, 98
Bobo, Donny 1976, 77, 78
Boepple, Emil 1932, 33
Bogard, Jerry 1951, 52, 53
Bohanon, Alex 1993
Bokermann, Mark 2000, 01, 02, 03
Boles, John 1956, 57
Bolton, Andy 1973
Bonneau, Rob 1989
Bonner, Mark 2005, 06, 07
Booker Jr., Anthony 2023
Boone, Justus 2025
Booth, Marc 1991
Boozman, H. 1924, 25, 26*
Boozman, John 1971, 72
Boren, Phillip 1979, 81, 82, 83
Boschetti, Mike 1968, 69, 70*
Both, Brooks 2022, 23, 24
Botkin, Kirk 1990, 91, 92, 93*
Boulware, David 1993
Boutwell, Dale 1956
Bowles, Darryl 1979, 80, 81, 82
Boyd, Bill 1964
Boyd, Cordale 2013, 14, 15
Boyd, Rakeem 2018, 19, 20*
Boydstun, Brian 1997
Brabham, Danny 1960, 61, 62
Bracey, Bill 1951
Bracken, Richard 2005
Bradford, Carl 1985, 86, 87
Bradford, Eddie 1952, 53, 54
Bradford, Eric 1985, 86, 87, 88
Bradford, Mike 1978, 80
Bradford, Vincent 1993, 94, 95, 96
Bradford, W. 1909, 10, 11, 12
Bradford, William 1921
Bradley, Freddie 1991
Bradley, Melvin 1996, 97, 98
Bradsher, Bobby 1971
Branch, Eric 1997, 98, 99
Branch, Jesse 1961, 62
Branch, Job 1984, 85
Brand, Mike
Brand, Rodger 1971, 72
Brand, Rodney 1967, 68, 69*
Brandt, Jason 1988, 89, 90
Branham, Kobe 2025
Brannon, Robert 1983, 84
Brasher, Tommy 1961, 62, 63
Brasuell, Jackie 1963, 64, 65*
Braswell, J.C. 1894
Braun, Joshua 2023, 24
Brawner, Jim 1971, 72
Braxton, Jaylon 2023
Bray, Don 1994, 95
Brazil, Ernest 1917, 18
Breeden, Sam 2000, 01
Breeding, Dylan 2009, 10, 11, 12
Brewer, Nick 2010, 12
Bridges, Selman 2024,25
Briggs, Oscar Garner 1899
Brini, Latavious 2022
Britt, Maurice 1938, 39, 40
Britt, Tommy 1951
Brittenum, Jon 1963, 65, 66
Broadway, Ramon 2007, 08, 09, 10*
Broden, Tyrone 2023, 24
Brooks, Chris 1998, 99
Brooks Jr., Greg 2019, 20, 21
Brooks, Jermaine 1999, 00, 01
Brooks, John 1991
Brooks, Sam 1994, 96, 97
Brooks, William Bud 1952, 53, 54
Brothers, Richard 1985, 86, 87, 88
Broussard, Kavion 2025
Brown, Anthony 2005, 06
Brown, Anthony W. 2014
Brown, Charlie 1974
Brown, CJ 2024, 25
Brown, Fred I. 1900, 01*
Brown, Jalen 2025
Brown, J.R. 1986, 87
Brown, Justin 1995, 96
Brown, Larry 1973, 75
Brown, Montaric 2018, 19, 20, 21
Brown, Pierre 2002, 03, 04, 05*
Brown, Russ 1995, 96, 97, 98
Brown, Spencer 1992, 93, 94, 95
Brown, Thomas 1978, 81, 82
Brown, Vann 1934, 35, 36
Brown, William Buddy 1948, 49, 50*
Browne, Leshon 1986
Browning, Eric 1989, 90, 91, 92
Bruick, Kevin 1985
Bryan, Cameron 2009, 12
Bryan, Frank 1910
Bryan, Lemuel B. 1901, 02*
Bryant, Larry Gunn 1983
Bryant, Thakkeus "Bam" 2002
Bryant, Trent 1977, 78, 79, 80
Bryant, Wesley 1961, 62, 63
Bua, Tony 2000, 01, 02, 03*
Buckalew, Hollis 1928, 29, 30
Buckingham, Earl 1980, 81, 82
Buehner, Brian 2011, 12, 13
Bull, Scott 1972, 74, 75*
Bumpas, Dick 1968, 69, 70*
Burchfield, Mike 1977, 78, 79
Burks, Pete 1995, 96
Burks, Treylon 2019, 20, 21
Burleson, C.H. 1943
Burlingame, Mike 1977, 78, 79
Burlsworth, Brandon 1995, 96, 97, 98*
Burnett, Bill 1968, 69, 70*
Burnett, Bobby 1964, 65*
Burnett, Tommy 1965, 66
Burns, Billy 1972, 73, 74*
Burns, Keith 1980, 81, 82
Burns, Olan 1954, 55, 56
Burris, Pat 1989, 90
Burstein, Matt 1999, 00
Burton, Freddy 2007, 08, 09, 10
Busby, Bo 1973, 74, 75, 76
Bush, Devin 2019, 20, 21
Butler, Richie 1999, 00, 01, 02*
Butler, Steve 1958, 59, 60*
Butz, Sam 1949
Bynum, Firmon 1940, 41

C

Cain, Dustin 2010
Cain, Terrance 1988
Cain, Tim 1988
Calcagni, Mark 1984, 85
Calcagni, Ron 1975, 76, 77, 78*
Caldwell, Ravin 1982, 83, 84, 85
Caldwell, Tracy 1990, 91, 92, 93
Calloway, Chevin 2017
Calvin, Carlton 1991, 92, 93, 94
Calvaruso, Vito 2020, 21
Cameron, Pat 1989, 90
Campbell, Charles 1915, 16
Campbell, Dean 1972
Campbell, Jason 2001
Campbell, Joe 1939
Campbell, Leon 1946, 47, 48, 49
Campbell, Louis 1970, 71, 72*
Campbell, Marcus 1994, 95, 96, 97
Campbell, Mike 1973, 74, 75*
Campbell, R. Roy 1894
Campbell, Steadman 2000, 01
Canada, Eugene Bud 1945, 46, 47, 48
Cantlope, Tracy 1992, 93, 94, 95
Cantrell, Austin 2016, 17, 18
Capps, Austin 2016, 17, 18, 19
Capshaw, Gary 1972
Caratan, George 2020
Carder, David 1957
Carlton, David 2001, 02, 03, 04
Carmona, Fernando 2024, 25*
Carpenter, J.P. 1943
Carpenter, Lewis 1950, 51, 52
Carpenter, Preston 1953, 54, 55*
Carr, Daunte 2011, 12, 13, 14
Carroll, Ahmad "Batman" 2001, 02, 03
Carroll, J.J. 1915
Carson, Bill 1994, 95, 96, 97
Carter, Bill 1969, 70, 71
Carter, Bubba 1983
Carter, Damani 2015, 18
Carter, Elmo 1896, 97
Carter, Harry 1942, 46
Carter, Jan 1938, 39, 40
Carter, J.N. 1913
Carter, Taurean 2020, 21, 23
Caruthers, Ernie 1978
Castillo, Eric 1989
Castleberry, Mike 1983
Caston, Marvin 1996, 97, 98, 99
Catalon, Jalen 2019, 20, 21*, 22*
Catalon, Kendall 2021
Cato, Daryl 1939, 40, 41*
Cauthron, Jim 1952, 53
Caver, Quinton 1997, 98, 99, 00
Cawood, Jim Brown 1894
Caveness, Ronnie 1962, 63, 64*
Ceaser, Caleb 2003
Centers, Donnie 1983, 85, 86
Chalene, Scott 1981, 83
Chalmers, Chris 1996, 97, 98, 99
Chambers, Anthony 1985, 86, 87, 88
Chambers, Joe 1929, 30, 32
Chamblee, Andrew 2023
Chapman, Johnson 1901, 02
Charpentier, Luke 2011, 12, 13, 14
Chatman, Tyrone 1990, 91, 92, 93*
Chavis, Malik 2020, 21, 22, 23
Cherico, Tony 1984, 85, 86, 87*
Cherry, Blake 2025
Cherry, Mike 1993, 94
Cheyne, Bob 1973
Cheyne, Tommy 1973, 74, 75
Childress, Bob 1956, 57
Childress, Freddie 1985, 86, 87, 88
Childress, John 1959, 60, 61*
Childs, E. 1902
Childs, Greg 2008, 09, 10, 11
Childs, James L. 1904
Chinn, John 1932
Chipman, Marvin 1925, 26
Christenbury, Tom 1980, 81
Christian, Don 1955, 56, 57
Chukwuma, Chrys 1996, 97, 98, 99
Chunn, Del 1990
Cialone, Felice 1942
Cissell, Mickey 1960, 61
Clabom, Joe 1945, 48
Clark, Elbert 1900, 01, 02
Clark, Hudson 2020, 21, 22, 23, 24
Clark, Jack 1940, 41
Clark, Jessie 1981, 82*
Clark, Leon 1994
Clark, W.H. 1930
Clark, Zak 2000, 01
Clary, Ty 2017, 18, 19, 20, 21



ALL-TIME LETTERWINNERS

Clavelle, Marcus 1997
Clay, Billy 1960, 63
Clay, Charles 1975, 76, 77, 78
Clay, Collin 2019
Clayton, Michael R. 1957
Clenin, Shane 2018, 19, 20, 21
Cleveland, Ben 2006, 08, 09, 10
Cleveland, Jay 1986
Clinton, Chris 2002
Clyde, Steve 1977, 79, 80, 81
Coats, Jeff 1939, 40, 41
Coates, Julius 2020
Cobbs, Cedric 1999, 01, 02, 03
Cochran, Maurice 1915, 16
Cody, Russell 1967, 68, 69
Coe, Michael 2003, 04, 05
Colbert, Cameron 2015, 16
Cole, Bob 1993
Cole, Charles 1956
Cole, George 1925, 26, 27
Cole, Harper 2021, 22
Cole, Johnny 1950, 51, 52
Cole, Nathan 1995, 96, 97, 98
Cole, Ray 1937, 38, 39*
Coleman, Eusell 1925, 26, 27*
Coleman, James W. 1916, 17, 18, 19*
Coleman, Richard 1968, 69
Coleman, Rod 2006, 07
Coleman, Sam 1921, 22, 23*, 24
Coleman, Tiquention 2013, 14
Coleman, Will 2012
Coley, De'Andre 2014, 15, 16, 17
Collier, Jimmy 1959, 60, 61
Collins, Alex 2013, 14, 15
Collins, Charlie 2024, 25
Collins, Jared 2013, 14, 15, 16
Collins, Kirk 1988, 89, 90, 91*
Collins, Ronnie 1976
Collins, Shane 2002
Collins, Terrell 2018
Compton, Kevin 2021
Conger, Marvin 1944
Conley, Steve 1992, 93, 94, 95*
Connor, Paul 1965, 66, 67
Cook, Brey 2011, 12, 13, 14*
Cook, Grant 2008, 09, 10, 11
Cook, Jake 1913, 14
Cook, John D. 1954
Cooks, Mark 1995
Cooney, Anthoney 1986, 87, 88, 89*
Cooney, Mike 1958
Cooper, David 1965, 66, 67
Cooper, D.J. 1996, 97, 98, 99
Cope, Larry
Cope, Robert 1943, 44
Corbett, Lundy 1936
Cordell, Corkey 1970, 71
Cordelli, Mark 1986
Corgan, Charles 1923
Cornelius, Jared 2014, 15, 16, 17, 18
Cornelius, Jessie 1994, 95, 96
Cornish, Bryan 1991, 92, 93, 94
Corrotto, Leo 1933
Cory, A.B. 1894
Cory, Henry J. 1894
Cotton, Delano 1962
Cotton, Kotto 1991, 92, 93
Counce, Dale 1945, 46, 47
Courtney, J.G. 1898
Covington, Pete 1956
Cowan, D. Arthur 2012, 13
Cowger, James 1925, 26, 27
Cowins, Ben 1975, 76, 77, 78*
Cox, Curtis 1959, 60
Cox, David 1968, 69
Cox, Harold Earl 1943, 48
Cox, Harold Eugene 1952
Cox, James 1947
Cox, Steve 1971
Cox, Steve 1979, 80
Crabaugh, Alfred J. 1921, 22, 23
Crabaugh, Quentin 1927, 28, 29
Crafton, James 1947, 48
Craig, Reggie 1972, 73, 74
Craig, Tim 2000
Crawford, Danny 1973, 74
Crawford, Elbert 1986, 87, 88, 89*
Crawford, Kerry 1985, 86, 87, 88
Crawford, London 2006, 07, 08, 09
Crawford, Ty'Kieast 2021, 22, 23, 24
Creekmore, Steve 1908, 09, 10*
Creighton, Milan 1928, 29, 30*
Crim, Rudell 2009, 10
Criswell, Jacolby 2023
Criswell, Oliver 1933, 34
Crocker, Patrick 1989, 90
Crockett, Bobby 1963, 64, 65*
Crook, Jordan 2022, 2023
Cross, Bob 1950
Cross, Gary 2017, 18
Crow, Olan 1945
Crowder, Tom 2001, 02, 03
Crowley, L.G. 1896
Crutchfield, Courtney 2025
Culpepper, Oren 1954, 55, 56
Culwell, J.D. 1904, 05, 06, 07
Cunningham, Dick 1964, 65, 66
Cunningham, Myron 2019, 20*, 21*
Curl, Kamren 2017, 18, 19
Curry, Ken 1970
Curtis, De'Anthony 2008, 09, 10, 11
Curtis, Jordon 2018, 19
Cypert, Boyd 1910, 11, 12

D

D'Appollonio, Alan 2011, 12, 13, 14
Dacus, Weston 2004, 05, 06, 07*
Daily, Adam 1999, 00
Daily, Marvin 1973, 74, 75
Dale, Jack 1928, 29, 30
Dalton, Dallas 1950
Dalton, Nate 2017, 18
Dameron, Kim 1979, 80, 81, 82
Danenhauer, Marcus 2015
Daniel, Charles 1963, 64*
Danielowicz, Mark 1984, 85
Darr, Earl 1929, 30, 31
Daugherty, Ray 1947
Davenport, Joe Dean 1996, 97, 98, 99
Davenport, Scott 2000, 01, 02, 03
Daves, Joe Paul 1966, 67
David, Richard 1990, 91, 92
Davidson, Gene 1915, 16, 17*, 18, 19
Davie, Andrew 2006, 07, 08
Davila, Keshawn 2025
Davillier, Nico 2022, 23, 24
Davis, Adrian 2006, 07, 08, 09
Davis, Alfred 2009, 10, 11, 12*
Davis, Curt 1998, 99, 00, 01*
Davis, Elijah 1973, 74, 75, 76
Davis, Isaac 1990, 91, 92, 93
Davis, Jeff 1991
Davis, Jeremy 2004, 06, 07, 08
Davis, Knile 2009, 10, 12*
Davis, Mike 1971, 72
Davis, Preston 2025
Davis, Vincent 1991
Davis, Wendel 2006, 07, 08, 09
Davis, William Jake 1946, 49
Davis, Raymond L. 1907, 08, 09, 10
Davis, Walter 1943
Deacon, Adam 2014
Deacon, Tyler 2011, 12
Dean, Brian 1999
Dean, Carson 2024
Dean, Demetrius 2012
Dean, D.J. 2013, 14, 15, 16
Deason, Jess 1955
DeBorde, Skipper 1971
Decker, Robert 2016, 17
Delco, Del 1992, 93, 95
Delmanego, Frank 1941, 42
Deloney, Ernest D. 1905
Derby, A.J. 2013, 14
Derry, Lee 1923, 24
De Salvo, Henry 1947
Dew, Robert 1969
Dew, Tommy 1967, 68, 69
Dewey, Mark 1978, 79
Dhonau, Lloyd 1925, 26
Dick, Casey 2005, 06, 07, 08*
Dick, Nathan 2008
Dickerson, Kyle 2002, 03, 04, 05*
Dickerson Jr., Ron 1989, 90, 91, 92
Dickey, David 1966, 67, 68
Dickson, Earnest 1907, 08
Dickson, Enos H. 1906
Dicus, Chuck 1968, 69, 70
Dingler, Lamar 1943*, 44*
Dix Jr., Stephen 2024, 25
Dixon, Arrion 2001, 02, 03, 04*
Dixon, Tommy 1967, 68
Dodson, Matt 2016
Dodson, Tony 1999
Domineck, Jordan 2022
Dominguez, Ray 2007, 08, 09, 10
Donaldson, John 1935, 37
Donathan, Jay 1955, 56, 57*
Donathan, Jeff 1926, 27
Donoho, Tommy 1944
Dossey, Jerry 1967, 68, 69
Doughty, Dan 2002, 03
Douglas, Freddie 1972, 73, 74, 75
Douglas, Mark 1979, 80, 81, 82
Douglas, Steve 1979, 80, 81
Douglass, Bill 1965
Downey, Tim 1973
Dozier, Davion 2024
Drake, Randy 1972, 73, 74
Draper, Levi 2020
Drover, W.H. 1910, 11
Drummonds, Lamar 1957
Dubinion, Rashod 2022, 23, 24
Dubs, Ford 1913, 15
Duckworth, Bobby 1977, 78, 79, 80
Dudley, David 1983, 84, 85, 86
Dudley, Paul 1959, 61
Duffy, Richard 1984
Dugan, Joe 1949
Duke, Alvin C. 1946, 47, 48, 49*
Dumas, Sammy 1951, 52
Dumervil, Marcus 2025
Dunagin, Sean 1980
Duncan, William Robert 1953
Dunkelgod, Dennis 1973
Durmon, John 2008, 09

E

Eakin, Kay 1937, 38, 39*
Eason, Alcuin P. 1902, 03, 04
Eason, Darrel 1980, 84
East, Jack 1922
Easter, Shamar 2024
Eckert, George 1948, 49, 50*
Eckwood, Jerry 1975, 76, 78
Edmonds, Bobby Joe 1983, 84, 85
Edmondson, Jim 1930, 31, 32
Edmonson, Brooks 2023, 24, 25
Edwards, Deon 2018, 19, 20, 21
Edwards, Fred 1969, 70
Edwards, George 1957
Edwards, Kendrick 2014
Edwards, Ross 1917
Edwards, T.A. 1895, 96
Egan, Bob 1950
Eichler, John 1967, 68, 69
Eldson, Gus 1932, 33, 34
Ellington, T.E. 1905, 06, 07, 08, 09
Elliott, Jim 1977, 78, 79, 80
Elliott, Marcus 1982, 83, 84*
Ellis, Brooks 2013, 14, 15*, 16*
Ellis, William Y. 1900, 01
Ellison, Lance 1991, 92, 93, 94
Elton, Murry 1951, 52
Emert, Nathan 2007
Emrich, Matt 2013, 14, 15, 16
Epp, Marlin 1958, 59, 60
Erwin, J.L. Buzz 1968
Erwin, Judson L. 1930, 31, 32
Estes, Benny 1965
Estes, Dan 1908, 10, 11*, 13
Ettinger, Jack 1971, 72, 73*
Eubanks, Anthony 1994, 95, 96, 97*
Eugene Jr., Dwayne 2014, 15, 16, 17
Evans, Caleb 2009
Evans, Denzell 2014, 15
Evans, Hoover 1960, 61, 62
Evans, Kevin 1976, 78, 79, 80
Ewart, James B. 1917, 19, 20

F

Fairchild, Freddie 2005, 07
Farr, Ryan 2011
Farrell, Robert 1976, 77, 78, 79
Faulkinberry, Charles 1952
Faurot, Ron 1980, 81, 82, 83*
Felton, Robert 2004, 05, 06, 07
Fenton, Aaron 2008
Ferguson, Ja'Kayden 2025
Ferguson, Jerry 1956, 57
Ferguson, Joe 1970, 71, 72
Ferguson, John 1948, 49
Ferguson, Pedro 1957
Fergusson, John Bubba 1960
Field, Bobby 1968, 69, 70
Fields, Johnny 1959, 60
Fields, Milton 1980, 81, 82, 83
Fillmore, Sedric 1989
Finch, James 1962, 63, 64*
Finney, Tom 1930
Fischel, Frank 1949, 50, 51
Fish, Reggie 2005, 06, 07, 09
Fishback, Herbert 1894, 95*, 96*, 97*
Fisher Jr., Kelvin 2012
Fleming, Bert R. 1907, 08, 09
Fletcher, Marion 1936, 37, 38
Fletcher, Max 2022, 23
Fletcher, Reed 1913
Floor, Ben 1987, 88, 90
Flores, Shon 1989, 90
Flowers, Jeromy 1996, 97, 98, 99
Flowers, Trey 2011, 12, 13, 14*
Floyd, Cornelius 2014, 15
Flynn, Austin 2012
Foliart, Josh 2000, 01
Fong, John 1958
Ford, Blake 2023, 25
Ford, Elton 2008, 09, 10, 11
Ford, Henry 1943, 44, 45*, 46
Ford, Henry 1990, 91, 92, 93
Ford, Jerry 1954, 56, 57
Foreman, Jim 1953
Foreman, Marshall 1984, 85, 86
Forrest, Micheal 1975, 76, 77, 78
Forrester, William Ron 1952, 53
Forsythe, Charles 1945
Fortin, Cade 2022
Forte, Elston 2005, 06, 07, 08
Forte, Ike 1974, 75*
Forte, Robert 1940, 41, 42*
Forte, Rod 1984, 85
Foster, Barry 1987, 88, 89
Foucha, Joe 2018, 19, 20, 21*
Fowler, Aubrey 1946, 47
Fowler, Tommy 1961
Franklin, Bill 1946, 47
Franklin, Jerry 2008, 09, 10*, 11*
Franklin, Kenny 1986
Franklin, Luther 1982, 83, 84, 85
Franks, Feleipe 2020*
Frappia, L.A. 1915
Frazier, E.H. 1912, 15
Freeland, Stuart 1971, 72
Freeman, Grant 2008, 09, 10, 11
Freeman, Reggie 1975, 76, 77
Freeman, Stan 1978, 79
Freeman, William A. 1897, 98, 99, 00
French, Keith 1971
Frieberger, John 1938, 39, 40
Froholdt, Hjalte 2015, 16, 17, 18*
Fryer, Jimmy 1970
Fuchs, Rolland 1973, 74, 75
Fulbright, Bill 1921, 22, 23, 24
Fulbright, Jack 1918
Fulcher, Don 1975, 76
Fulcher, Ron 1973, 74, 75
Fuller, Bill 1953, 54, 55
Fuller, Dick 1970
Fulton, Earl 1933
Furo, Sammy 1949, 50
Futrall, Byron 1923, 24

G

Gaines, Rohan 2012, 13, 14, 15
Gallon, Jimarr 2001, 02
Galloway, Bob 1976
Galloway, Neal 1981, 82
Garber, Russ 1969, 70, 71
Garcia, Desmond 1999, 00
Gardiner, Karch 2019, 20
Gardner, Carnall 1927, 28, 29
Gardner, Ellis 1934
Gardner, Gerald 1958, 59
Garner, Lynn 1967, 68, 69
Garner, Nate 2004, 05, 06, 07
Garner, Randy 1997, 98, 99, 00
Garlington, Tom 1951, 52
Garrett, Dean 1959, 60, 61
Garrett, Grant 1995, 96, 97, 98*
Garrett, Wayne 1955
Garrison, Greg 1981, 82, 83, 84
Gatlin, Noah 2020
Gatson, Carlos 1988
Gatson, Greg 2010, 11
Gatson, Greg 1982, 83, 84, 85
Gaston, James 1959, 60
Geffrard, Ian 2024, 25
Gels, Clarence 1927, 28, 29*
Geiser, Elvin O. 1932, 33, 34
Geitner, John 1999, 00
Gentry, Williams 1926
Geoghagen, Danny 1968
Gerald, Dorian 2018, 19, 20, 21, 22
Gervasi, Ray 2012, 13
Gibbs, Melvin 1964, 65, 66
Gibson, Johnny 2016, 17, 18
Gifford, Todd 1988, 89, 90
Gilbert, Tyler 2011
Gilbow, Billy 1956, 57, 58
Gilbow, Matt 2004
Gilliam, Bobby 1953, 54, 55
Gilmore, George 1935, 36, 37
Ginn, Charles 1980, 81, 82
Ginn, Tom 1976, 78, 79
Glover, Steve 1972
Goff, Jeff 1978, 79, 80, 81
Gold, Paul 1917, 18*
Golden, Colby
Goode, Brett 2003, 04, 05, 06
Goodman, John Ed 1983
Gordan, David 2009
Gordon, Minor 1916
Gordon, Nathan 1936, 37
Gordon, Trent 2021, 22
Gorton, Drew 2015
Gotto, Bill 1971, 73
Grabiel, Kent 1921
Gragg, Chris 2008, 10, 11, 12
Gragg, Will 2017
Gramlich, Billy 1960
Grant, Michael 2004, 05, 06, 07
Graves, Cecil Buster 1951, 52, 53
Gray, Bill 1962, 63, 64*
Gray, Cord 2006, 08
Gray, Kenneth 1949
Gray, Oscar 1992, 93, 95
Grayson, Wade 2007, 08, 09, 10
Green, A.J. 2021, 22, 23, 25
Green, Broderick 2009, 10, 11
Green, Jared 2011, 12



ALL-TIME LETTERWINNERS

Green, Jerry 1958, 59
Green, Orlando 1998, 99, 00
Green, Robert 1941, 42
Green, Taylen 2024*, 25*
Greenlaw, Dre 2015, 16, 17, 18*
Greenwell, Lynn 1958
Gregory, Chip 2007
Gregory, Eric 2020, 21, 22, 23, 24
Grier, Antonio 2023
Griffin, Mike 1970, 71, 72
Griffin, Robert 1949, 50, 51
Grizzle, Jim 1961, 62, 63*
Grooms, Richard 1988
Grovey, Quinn 1987, 88, 89, 90*
Guest, Gordon 1963
Guidry, Briston 2017, 18
Guillot, David 1984
Gullett, Ryan 2003
Gumms, Var'Keyes 2023, 24
Gunderson, Blake 2011
Gunn, David 1986
Gunn, Johnson 1952
Gunnell, G.W. 1896
Gunter, Grayson 2016, 18, 19
Guynes, W.M. 1910, 11

H

Hackett, Khalia 2014, 15, 16
Haden, Jack 1933, 34, 35
Hagan, Chester Earl 1933
Hager, James 1946
Hale, Harver 1915, 16
Hale, Ryan 1995, 96, 97, 98*
Hales, Mike 1962
Hall, Carlos 1998, 99, 00, 01*
Hall, DeAnthony 1995, 96
Hall, George 1978, 79, 80, 81
Hall, Jake 2016, 17
Hall, Reggie 1985, 86, 87, 88
Hallum, Charles 1951, 52, 53
Halstead, Glenn 1944, 49
Ham, H.H. 1897, 99
Hamberg, Harold 1940
Hamberg, Walter 1938, 39
Hamilton, Cobi 2009, 10, 11, 12
Hamilton, Ed 1946, 48
Hamilton, Hartford 1965, 66, 67*
Hamilton, Norman 1922, 23, 24
Hamilton, Ray 1935, 36, 37
Hamilton, Sparky 1999, 00, 01, 02*
Hamlin, Ken 2000, 01, 02
Hammers, Ronnie 1968, 69, 70
Hammonds, T.J. 2016, 17, 19, 20, 21
Hampton, Dan 1975, 76, 77, 78
Hampton, Harvey 1973, 74, 75, 76
Hampton, Robby 1999, 00
Hampton, Terry 2022
Hampton, William 1975, 76, 77, 78
Hanes, Bob 1965
Hanner, Dave 1949, 50, 51*
Hannah, Jackson 2017
Hansard, Harry 1920, 21, 22
Hardin, T.H. 1915, 16, 17, 18
Hardwick, Richard 1954
Harmon, Neil 1927
Harnish, Roger 1969, 70
Harper, David
Harper, Harb 1912
Harper, LaSalle 1987, 88
Harper, Jeremiah 1997, 98, 99, 00
Harrell, Chase 2018, 19
Harrell, Gary 1967
Harrell, Derrick 1995
Harrell, Jeremy 2003, 04, 05, 06
Harrinton, Leroy 1921, 22
Harris, Albert 1986, 87, 89, 90
Harris, Alex 1995, 96, 97
Harris, Bret 2008, 09, 11
Harris, Chris 2023
Harris, Corey G. 2000, 01
Harris, De'Jon 2016, 17, 18*, 19*
Harris, Elliott 2001, 02, 03, 04
Harris, E'Marion 2023, 24, 25
Harris, Harold 1998, 99, 01
Harris, Jamel 1996, 97, 98, 99
Harris, Josh 2015, 16
Harris, Leotis 1974, 75, 76, 77*
Harris, Matt 2008, 09
Harris, Mike 1981, 82, 83
Harris, Muskie 1973, 74, 76, 77
Harris, Steven 2000, 01, 03, 04*
Harris, Tommy 1972, 73, 74, 75
Harris, Wayne 1958, 59, 60*
Harrison, Charles D. 1898, 99, 00
Harrison, Galloway C. 1911
Harrison, Marcus 2004, 05, 06, 07*
Harrison, Monte 2024
Harrison, Ralph 1925, 26
Harrison, William Ringold 1919
Harriss, Al 1934
Harshaw, JuJu 1987, 88, 89
Hartsfield, Eddie 1973
Harvell, Don
Harvell, Gary 1967
Haselwood, Jadon 2022
Hasz, Dylan 2023, 24
Hasz, Luke 2023, 24
Hatcher, Keon 2012, 13, 14, 16
Hatfield, Dick 1962, 63, 64*
Hatfield, Ken 1962, 63, 64*
Haun, Bobby 1982, 83
Hawkins, Eric 2013, 14, 15
Hawkins, Wayman 1974, 75
Hay, Bruce 1976, 77, 78
Hayden, Chase 2017, 18, 19
Hayden, Kenneth 1940, 41
Hayden, W.W. 1894
Hayes, Bob 1957
Hayes, Orin 1928, 29, 30
Hayes, Phillip 1994, 95, 96
Hayes, Rockie 1982
Hayfron, Kweku 2001
Haynes, Bratton 1940, 41
Haynes, David 1980
Haynie, Bracy 1921, 22
Hays, Dylan 2017
Hebert, Dexter 1993, 95
Hedgepeth, Steve 1971, 72, 73*
Hedlund, Cole 2015, 16, 17
Heim, Steve 1975, 76, 77
Henderson, Charles 1914
Henderson, Dematt 1899, 00
Henderson, Ed 1948
Henderson, Gerald 1956
Henderson, Kavion 2025
Henderson, Marcus 2020, 21
Henderson, Mark 1997
Henderson, Paul 1958, 59, 60
Hendren, Mike 1967, 69
Henley, Kaden 2024
Henry, Cliff 1979, 80, 81
Henry, Hayden 2017, 18, 19, 20, 21
Henry, Hudson 2019, 20, 21, 22
Henry, Hunter 2013, 14, 15
Henry, Joseph 2009
Henry, Mark 1988, 89, 90, 91*
Henry, Michael 1995, 96, 97
Henry, Nathan 2001
Henry, Tyrone 1994, 95
Henson, David 1987
Henson, John 2012, 14
Henson, Harold Elgin 1945, 47, 48
Heringer, Al 1995, 97, 98
Herman, Chuck 1977, 78, 79
Hermann, Troy 1957
Herndon, Javontee 2010, 11, 12, 13
Hewitt, Matt 2006, 07
Hickey, Howard 1938, 39, 40*
Hickey, P.J. 2004
Hicks, Anthony 1993, 94, 95, 96
Hicks, Ben 2019
Hicks, Jared 2002, 03, 04, 05
Higgins, Mike 1994
Highsmith, Alonzo 2011, 12*
Hilburn, Sam 1962
Hile, Kevin 1994
Hill, Jon 2023, 24
Hill, J.W. 1903
Hill, Madre 1994, 95, 98*
Hill, Rodney 2024, 25
Hill, Tom 1984, 85
Hill, Wade 1991
Hillis, Peyton 2004, 05, 06, 07
Hines, Glen Ray 1963, 64, 65*
Hines, Glen Ray 1989, 90
Hines, Will 2012, 13
Hinson, Dock Newton 1918
Hinton, L.E. Percy 1910, 11, 12*
Hirschfield, Hal 1973
Hix, Billy 1948, 49
Hixson, Guy 1907, 08, 09
Hobbs, Gary 1998
Hobbs, Wilburn D. 1898, 99
Hocker, Zach 2010, 11, 12, 13
Hockersmith, Glen 1967, 68
Hockersmith, Steve 1969
Hodge, DeMarcus 2012, 13, 14, 15
Hodge, Jim 1970, 71, 72*
Hoehn, Steve 1965, 66, 67
Hoffman, John 1945, 46
Hogan, Brad 1993
Hogan, Floyd 1973, 74
Hogue, David 1969, 70, 71*
Hogue, Larry 1950, 51, 52
Holderby, R.H. 1920
Holland, Kenneth 1946, 47
Hollander, Jim 1958, 59
Hollingsworth, J.J. 2024
Hollingsworth, Mark 1971, 72
Hollister, Cody 2014, 15, 16
Holloway, Derek 1980, 81, 82
Holloway, Judson 2002
Holly, Zeylon 1940
Holmes, Brandon 2000, 01, 02, 03
Holmes, Nate 2012
Holmes, O. Wendell 1928, 30, 31
Holmes, Price 2012, 13
Holmes, Tony 1986, 87
Holt, Jack 1935, 36, 37
Holthoff, Corky
Hooper, Tommy 1968
Hopkins, Terry 1969, 70
Hopper, Tom 1969, 70
Hopson, E.E. 1906
Horne, Greg 1983, 84, 85, 86
Horner, John 1984
Hornsby, Malik 2021, 22
Horsfall, Frank 1895, 96, 97
Horton, Don 1955, 57, 58
Horton, Harold 1960, 61*
Horton, Julian 2010, 11, 12, 13
Horton, Tim 1986, 87, 88, 89*
Houfek, Keith 1979, 80*
House, Raymond 2000, 01, 02*
Houston, Chris 2004, 05, 06
Houston, Rex 1930
Howard, De'Arrius 2002, 03, 04, 05
Howard, Dexter 1991, 92, 93
Howard, Gerald 1998, 00, 01, 02
Howard, Gary 1961, 62, 63
Howard, Jim 1977, 78, 79*
Howard, Shedrick 1989
Howell, Jim Lee 1933, 34, 35
Hubbell, Webb 1967, 68
Huckeba, Jeb 2001, 02, 03, 04*
Hudson, Bryan 1994
Hudson, Steve 1988, 89, 90
Huffman, Bo 1957
Hughes, Howard 1947, 48
Hughes, Max 1980
Humphrey, Maudrecus 2010, 11
Hunt, Jackie 1962, 63
Hunter, Billy 1936
Hunter, Chris 1986, 87, 88, 89
Huntley, Bruce W. 1911, 12
Huntley, P.C. 1908, 09, 10, 11
Hurd, David 2012, 13
Hust, A.S. 1898
Hutton, Counts 1904, 05
Hyatt, Daulton 2018
Hyatt, Robert F. 1906

I

Ihrie, Mike 1982, 84
Ireland, Darwin 1990, 91, 92*, 93
Irwin, Clark 2007
Irwin, Clark 1971, 72
Irwin, Jim 1971, 72
Irwin, Judson 1932*
Irwin, Terry 1974
Irwin-Hill, Sam 2013, 14

J

Jackson, Aaron 1986, 88, 89, 90
Jackson, Alfred 1991, 92, 93
Jackson, Bijhon 2014, 15, 16, 17
Jackson, Carl 1943
Jackson, Colton 2016, 17, 18, 19
Jackson, Ed 1979, 80, 81, 82
Jackson, Enoch 2019, 20
Jackson, E.D. 1989, 90, 91, 92*
Jackson, Eddie 2000, 01, 02, 03
Jackson, Elmer 1946, 47
Jackson, Farod 2004, 05, 06, 07
Jackson, Ja'Quinden 2024
Jackson, John 2002, 03, 04
Jackson, Keith 2003, 04, 05, 06*
Jackson, Kendrick 2015, 16, 17, 18
Jackson Jr., Ketron 2021, 22
Jackson, KJ 2025
Jackson, Koilan 2018, 19
Jackson, Landon 2022, 2023*, 24*
Jackson, Larry 1976, 77, 78*
Jackson, Marvin 2001, 03
Jackson, Nick 1995
Jackson, O.C. 1976, 77, 78
Jackson, Tarvaris 2002
Jackson, Trever 2025
Jackson, T.Q. 2019
Jacobs, Jerry 2020
Jacobs, Mike 1968
Jamerson, Charlie 1919, 20, 21
James, Bruce 1968, 69, 70
James, Dazmin 2024
James, Dennis 1971, 72
James, Frank D. 1894, 96, 99
James, Kaleb 2024, 25
James, Michael 1989, 90, 91
Japp, Gus 1924, 25, 26
Jarvis, Hunter 2011
Jasper, Glen 2006
Jean-Baptiste, Alexy 2018
Jean, Andy 2025
Jeffcoat, Trajan 2023
Jefferies, Elrod B. 1934, 35
Jeffers, Solomon L. 1897
Jefferson, Cameron 2014
Jefferson, KJ 2020, 21*, 22*, 23*, 24*
Jefferson, Mike 1997
Jeffery, Tony 1991, 92
Jenkins, John 1971
Jenkins, J.R. 1984
Jenkins, Mike 1999
Jernigan, Hugh 1978, 79, 80
Jett, William 1904, 05*
John, Jim 1961, 62, 63
Johnson, Ahkhari 2024, 25
Johnson, Blake 2017, 18
Johnson, Carl 1991, 92, 94, 95
Johnson, Charles 1943, 44
Johnson, Cordale 1992, 94
Johnson, Curtis 1988
Johnson, David 1974
Johnson, Dennis 2008, 09, 11, 12
Johnson, Derrick 1998, 99
Johnson, Dominique 2020, 21, 23
Johnson, Hayden 2016, 17, 18, 19
Johnson, James 2002
Johnson, Jayden 2021, 22, 23, 24
Johnson, Jimmy 1962, 63, 64*
Johnson, Joe 1985, 86, 87, 88
Johnson, John 2003, 04, 05, 06
Johnson, Khari 2020, 21, 22
Johnson, Krosse 2025
Johnson, Lee 1964, 65, 66
Johnson, Lewis 1931, 32, 33*
Johnson, Lorando 2023
Johnson, Marius 1992, 93, 94, 95
Johnson, Rashaad 2007
Johnson, Ray Lee 1990, 91
Johnson, Robert 2004, 05, 06, 07*
Johnson, Robert 1935
Johnson, Shedrick 2005, 06, 07, 08
Johnson, Taiwan 2014, 15, 16
Johnson, Virgil 1941, 42
Johnson, Willie 1991, 92, 93, 94*
Jones, Alvin 1965, 66, 67
Jones, Austin 2012, 13
Jones, Ben 1942, 43*
Jones, Byran 2010, 11, 12, 13
Jones, Carroll 1944
Jones, Chadd 1997
Jones, Charles 1982
Jones, Chris 2014, 15, 16
Jones, David P. 1941, 42
Jones, DeQuinta 2009, 10, 11, 12
Jones, Felix 2005, 06, 07
Jones, Guy 1964, 65
Jones, Harry 1964, 65, 66
Jones, Herschel 1952
Jones, Jamie 1971
Jones, Jerry 1962, 63, 64*
Jones, Jeryl 1983, 84, 85
Jones, J.J. 1996, 97, 98, 00
Jones, John Stephen 2018, 19, 21
Jones, Jordan 2017, 18
Jones, Luke 2020, 21, 22
Jones, Matt 2001, 02, 03, 04*
Jones, Meredith 1941, 42
Jones, Nathan 1981, 82, 83, 84
Jones, Patrick 2007, 08, 09, 10
Jones, Ricky 1982
Jones, Rohan 2025
Jones, Ronnie 1969, 70, 71*
Jones, Steve 1971
Jones, Steve 1984, 85, 86, 87
Jones, Todd 1987, 88
Jones, Tom 1979, 80, 81, 82
Jones, Tommy 1991
Jordan, Clark 1932, 33, 34
Jordan, George 1932, 33
Jordan, George 1958
Jordan, Ivan 1972, 73, 74, 75
Jordan, Jim 1968
Jordan, Mike 1964, 65, 66
Juncaj, Anton 2024
Jurecka, Mike 1975
Jurney, Bill 1950, 51

K

Kaiser, Earl 1952
Karr, Elwin 1931
Kauffman, Charlie
Keaton, Byron 2016
Keen, Allen 1935, 36
Keith, Lee 1991
Kelleybrew, Kaelon 2012
Kelley, Cole 2017, 18
Kelly, M. LeRoy 1929, 30, 31
Kelly, Owen 1989, 90, 91, 92*
Kelly, Randy 2004, 05, 06
Kelly, Xavier 2020
Kelly-Thomas, Darrell 2012
Kelson, Mike 1969, 70, 71*
Kempf, Kevin 1992
Kennedy, Bill 1970, 71
Kennedy, Brandon 2002, 03, 04, 05*
Kennedy, Kenoy 1996, 97, 98, 99*
Kennedy, Kerry 1990, 91, 92
Kenney, James S. 1913, 14



ALL-TIME LETTERWINNERS

Kent, Delancey 1996, 97, 98, 99
Kerby, Kent 1927, 28
Kern, Blake 2018, 19, 20, 21
Kersey, Rick 1968, 69, 70
Kessinger, Jim 1984, 86, 87
Kestner, Troy 1991, 92
Ketcher, William 1966, 67
Keyes, Morgan 1997
Keyser, Dick 1953
Kidd, Carl 1993, 94
Kidd, Keith 1981, 82, 83
Kilbourn, Rex 1921, 22
Kilgore, Larry 1970, 71
King, Bobby 1982, 83
King, Cyrus 1924
King, Lee 1972, 73, 74
King, Les 1977
King, Steve 1972
Kingsby, Jim 1982
Kinnebrew, Chris 1992, 93, 94
Kinyo, John 1989
Kirby, Chris 1990, 91
Kirek, Paul 1979
Kirkland, Denver 2013, 14, 15
Kirkland, Mike 1972, 73, 74, 75
Kitler, Caden 2025
Knapp, Trent 1992, 93, 94
Knox, Trey 2019, 20, 21, 22
Kobel, Raleigh 1894
Kobza, Marty 1982
Koch, Greg 1973, 74, 75, 76
Koehler, Reeve 2015
Kolb, Jim 1954
Kolenda, Greg 1976, 77, 78, 79
Korte, Steve 1981, 82
Kraus, Jack 2015, 16, 17
Kutas, Patrick 2022, 23
Kyle, Winton 1929, 30
Kyser, Billy 1957, 58, 59

L

Lackey, Greg 1968
Lacy, Bo 2001, 02, 03*
LaFargue, Richard 1973, 74, 75
LaForge, Ralph 1932, 33, 34
LaFrance, Giovanni 2018
Lahay, Bruce 1978, 79, 81
Lairamore, Chad
Lairmore, F.G. 1938
Lake, Howard 1933, 34
Lake, Jarrett 2010, 11, 12, 13
Lalman, Ed 1936, 37
Lamb, Jerry 1962, 63, 64*
Lambert, Eugene 1927, 28
Lambright, Frank 1944, 47, 48
Lancaster, Sacha 1998, 99, 00, 01
Lancelot, John 1957
Landers, Matt 2022
Lane, Calvin 1944, 45
Langston, James
Langston, Tim 1960, 61, 62
Lashley, David 1951, 52, 53
Lasker, Greg 1982, 83, 84, 85*
Lassiter, Maddox 2024, 25
Latham, Brady 2020, 21, 22, 23*
Latourette, Todd 1995, 96, 97, 98
Lawhorn, Jay 1940, 41, 42
Leandre, Walner 2007, 08
Ledbetter, Homer 1929, 30, 31
Ledbetter, Jeremiah 2015, 16
Lee, Mark 1981, 82, 83, 84*
Lee, Phillip 2025
Lemond, Martin 1976
Lenz, Bill 1985
Leon, Anthony 2009, 10
Letsinger, Leslie 1958, 59, 60
Leverett, Charles D. 1906
Leverett, G.V. 1914
Levine, M.H.
Lewis, Brandon 2013, 14, 15, 16
Lewis, Garrett 2003
Lewis, Mark 1974, 75, 77
Lewis, Jaylen 2023
Lewis, Robert 1969
Liddell, Josh 2014, 15, 16, 17
Limmer, Beaux 2020, 21, 22, 23
Limpert, Connor 2016, 17, 18, 19
Lindsey, Jack 2018, 19, 20
Lindsey, Jim 1963, 64, 65*
Lindsey, Lyndy 1988, 89, 90, 91
Lindsey, Marvin 1943
Lindsey, Wright 1894*
Linebarier, Bob 1951, 52
Linebarier, Chester 1949
Lineberger, Jerry 1960, 61, 62
Lineberger, Phil 1966
Linton, Morgan 2012, 13
Lisko, Frankie 1983, 84
Little, Cam 2021, 22, 23*
Little, Emmett 1900, 01
Little, Steve 1974, 75, 76, 77*
Lively, Bill 1971
Lively, Charles 1942, 46, 47
Lloyd, Odis 1985, 86, 87, 88*
Lockhart, Tony 1998
Locke, Birt 1977, 78, 79
Loewen, Mitchell 2012, 13, 14, 15
Logan, Cedric 2005
Logan, Justin 2025
Loggains, Dowell 2001, 02, 03, 04
Logsden, Robert 1950
Logue, Donald 1949, 50
London, Jack 1963
Long, Francis 1952
Long, Gordon 1944, 46, 47, 48
Long, Jim 1972
Long, Scott 1989, 90, 91, 92
Looney, Stacy 1947, 49
Loudermilk, Hubert 1996, 97, 98, 99
Loudemilk, J.W. 1952
Love, DeMarcus 2007, 08, 09* 10*
Love, Jamar 2005, 06, 07, 08*
Love, Jermaine 2007, 08, 09, 10
Lowe, Defonta 2012
Lowe, Glen 1970, 71, 72
Loy, Sam 2019, 20, 21
Lubker, Herman 1942, 46
Lucas, Anthony 1995, 97, 98, 99*
Lucas, Ryder 2015, 16, 17, 18
Lucky, Art 1975
Lueders, Jamie 1984, 85
Luigs, Jonathan 2005, 06, 07, 08*
Lunday, Kenneth 1935, 36
Lunney, Barry 1992, 93, 94, 95*
Lunney, John 1946, 47, 48, 49
Luplow, Billy 1958, 59*
Luplow, Rollie 1955, 56, 57
Lusby, Vaughn 1974, 76, 77, 78
Luther, Mark 2001
Lyons, Bill 1954, 55
Lyons, Floyd 1937, 38, 39

M

Mabry, Jim 1986, 87, 88, 89
Mabry, Tom 1969, 70, 71
Madden, George 2018
Madison, Isaac 2007, 08, 10, 11
Mahan, Benji 1998
Mallet, James 1991
Mallett, Ryan 2009*, 10*
Malone, Michael 2002
Malone, Oscar 1992, 93, 94, 96
Manor, Brison 1973, 74
Manuel, Devon 2022
Marlow, Ronnie 1989
Maroney, Mickey 1965, 66
Marshall, Fred 1962, 63, 64
Marshall, Herbert 1951, 52
Marshall, Jonathan 2017, 18, 19, 20*
Marshall, Korliss 2013
Marshall, Matt 2009, 10, 11, 12
Marshall, Steven 1988
Marshall, Wayne 1942
Martin, Brandon 2017
Martin, Drew 1936, 37
Martin, E. G. 1897, 98*
Martin, Finis 1932
Martin, Herbert Ray 1959
Martin, Kenneth
Martin, Lee 1912
Martin, Neal 1938
Martin, Neil 1954, 55, 56*
Martin, Patrick 1975, 76, 77
Martin, Robert 1934, 35, 36
Martin, Wayne 1985, 86, 87, 88
Mason, Darryl 1978, 79, 80, 81*
Mason, Myles 2018, 19, 20
Mason, Ty 1988, 89, 90, 91
Massa, Kenn 1986
Massey, Mike 1976, 77, 78, 79
Massey, Shane 1986
Matheny, Ronald 1979, 80, 81
Matthews, Walter 1954, 55
Matthews, Wilson 1942
Mauldin, Travis 1965, 66
Maxwell, Bruce 1966, 68, 69*
May, Bill 1958
May, Pat 1967, 68
May, Russell 1910, 11, 12, 13*
Mayes, Jim 1962, 63
Mays, Dudley 1937, 38, 39
Mazza, Carl 1952
Mazzanti, Francis 1955
Mazzanti, Geno 1948, 49
Mazzanti, Jerry 1960, 61, 62
Mazzanti, Paul 1958
Mbake, Sam 2022
McAdoo, Quincey 2022
McAfee, Hal 1973, 74, 75*
McAndrews, Joe A. 1898, 00
McBride, Jared 2000
McCall, J.K. 1899
McClard, Bill 1969, 70, 71
McClellion, Jarques 2018, 19
McClure, D'Vone 2016, 18, 19
McClure, John 2014
McCollough, William 1922
McConkey, Homer 1921
McCowan, Aidan 2024
McCoy, James 1987, 88, 89
McDaniel, Arthur J. 1894, 95, 96
McDonald, Gary 1957
McDoniel, Estes 1939, 40
McDougle, Carlus 1997, 98
McElvogue, Don 1966, 67
McEntire, Rusty 2003
McFadden, Darren 2005, 06, 07
McFadden, Gerald 1954, 55
McFain, Adam 2014, 16
McFarland, Terry 1970
McGaha, Melvin 1944, 46, 47*
McGaughey, Chris 1990
McGee, David 1983, 84, 85
McGill, J. Tate 1916, 19, 20*
McGill, Leighton 1925, 26
McGlothern, Dwight 2022, 23
McGowan, James 1983
McHan, Lamar 1951, 52, 53
McIntosh, Ellis 1943
McKay, Mekale 2012
McKinney, Chuck 1974
McKinney, Davyon 2012, 13, 14, 15
McKinney, George 1959, 60, 61*
McKnelly, Tom 1962, 63, 64*
McLain, C.J. 1995, 96, 98
McLeod, George E. 1957
McMurray, Gerald 1981
McNair, Bill 1942
McNatt, Drew
McNulty, Gordon 1968, 69
McPherson, Connor 2017
McQuay, Ken 1987, 88, 89
McRoy, Shaq 2025
Meacham, Allen 1988, 89
Meadors, J.J. 1992, 93, 94, 95
Meadors, Johnnie 1974, 75, 76
Measel, John 1933, 34
Melton, Josh 1999, 00, 01, 02
Merrick, Jalen 2016, 17
Metcalf, Tevis 2024
Metcalf, TJ 2023, 24
Meyer, Percy B. 1899
Meyers, J.C. 1902, 03
Michael, Billy 1956, 57, 58*
Michael, Edward 1945
Milam, Charles 1943, 48, 49, 50
Miles, Wayne 1972
Miles-Nash, Colton 2009, 10, 11, 12
Milford, C.C. 1904, 05, 06, 07*, 08, 09
Miller, Caleb 2000, 01, 02, 03*
Miller, Carl 1982, 83, 84, 85
Miller, Chris 1995
Miller, Lucas 2006, 07, 08, 09
Miller, Marcus 2020, 21, 22
Miller, Mark 1973, 74, 75
Miller, Nick 1983, 84, 85*
Miller, Reid 2015, 16, 17
Miller, Richard 1927, 28, 29
Miller, Richey 1985, 86, 87, 88
Miller, Scott 1990
Mills, E.F. 1913
Minde, Josh 2008
Minor, James 1946, 47*
Minor, Keante 2011, 12
Miros, Greg 1985
Mistler, Mark 1981, 82, 83*
Mitcham, Marty 1977, 78, 79
Mitchel, Tevin 2011, 12, 13, 14
Mitchell, Brandon 2010, 11, 12
Mitchell, Braylon 2011, 12, 13, 14
Mitchell, Bruce 1973, 74, 76
Mitchell, Damon 2015, 16
Mitchell, Ernest 2005, 06, 07, 08
Mitchell, James 1895, 96
Mitchell, Jerry 2010, 11, 12, 13
Mitchell, Miguel 2025
Mitchell, Monroe 1983
Mitchell, Verl 1992, 93, 94, 95
Mobra, Frank 1949
Moffitt, Mike 2007
Mohammed, Alfred 1978, 79, 81, 82
Mohr, Mike 1984
Monday, James 1984
Money, Shannon 1998, 99, 00, 01
Monk, Marcus 2004, 05, 06, 07*
Monroe, James 1956, 58, 59*
Montgomery, Bill 1968, 69, 70
Montgomery, Lloyd 1936, 37
Moody, Billy Joe 1960, 61, 62
Mook, Ed 1994
Moon, Phillip 1978, 79, 80
Moore, Billy 1960, 61, 62*
Moore, Charlie 1960, 61
Moore, Clarke 2002, 03, 04, 05
Moore, Derek 2004
Moore, George J. 1905
Moore, H. Dade 1894
Moore, Henry 1953, 54, 55*
Moore, James L. 1895
Moore, Jerry 1961
Moore, Jerry 1968, 69, 70
Moore, Jess 1903, 04*
Moore, Joe Faye 1927, 28, 29
Moore, Tommy 1961, 62, 63
Mooty, Jerry 1965
Mooty, Jim 1957, 58, 59
Moran, Jack 1965, 66
Moranz, George 1952
More, Joe 2024
Morgan, Claud 1923
Morgan, Drew 2013, 14, 15, 16
Morgan, Grant 2017, 18, 19, 20*, 21*
Morgan III, John 2023
Morgan, Tyler 2004, 05
Morreale, Rossi 1997, 98, 99
Morris, Jack 1970
Morris, James 1985, 87, 88
Morris, Teddy 1978, 79, 80, 81*
Morris, Tyson 2018, 19, 20, 21
Morrison, Matt 1972, 73, 74
Morrison, Pat 1968, 69, 70
Morrow, David G.
Morrow, Ric 1975, 76
Mortensen, Alex 2005, 08
Morton, Dickey 1971, 72, 73*
Morton, Lock 1923
Mosely, Frank 1937, 38
Moseley, John 1972
Mosley, Bo 2000, 01, 02, 03
Mosley, Eddie 1995, 96
Mosier, Cody 1988, 91
Moss, Austin 2009
Moss, Jacob 2003
Moss, Ontraia 1996, 97, 98, 99
Muldrew, Correy 2000, 01
Mulipola, Frank 2025
Mullins, Jim 1967, 68, 69
Mullins, T.C. 1904, 05
Mulrenin, Cass 1917
Munson, Derrick 2017, 18
Munson, Mike 1985
Murphy, Tom 1931, 32, 33
Murphy, Wes 2002, 03, 05, 06
Murrey, Joe H. 1913
Murrey, J.T. 1914
Mustain, Mitch 2006

N

Nagy, Tony 1992, 94
Nalley, Chuck 1999, 00, 01, 02*
Nalley, Louis 1966, 67, 68
Nance, Jonathan 2017
Nations, Leslie 1931, 32
Neal, Aubrey 1938, 40, 41
Neal, Julian 2025
Nealon, Richard 1950
Neely, Walter 1931
Nelson, Jerico 2008, 09, 10, 11*
Nelson, Saint 1996
Nelson, Walter 1971, 72
Nelson, Willis J. 1907, 08*, 09
Nero, Norman 1995, 96, 97, 98
Nesbit, Robert 1950
Nesbitt, Gerald 1955, 56, 57*
Newby, Jack 1933, 34
Ngo, Ashton 2024, 25*
Nicholas, Rhody 1943
Nichols, Addison 2024
Nichols, Bobby 1969, 70, 71*
Nichols, Cory 1995, 96, 97
Nichols, Isaiah 2019, 20, 21, 22
Nichols, Q.B. 1912
Nix, Austin 2019, 20, 21
Nix, Edsel 1951, 52, 53
Nix, John 1957
Nix, Robert 1964, 65*
Noland, Connor 2018
Norman, Nathan 1996, 97, 98, 99
Norman, W.S. 1894
Northern, Buddy
Norton, Delbert A. 1905
Norton, Jerell 2006, 07, 09
Norwood, Gordon 1967, 68
Norwood, Ray 1910
Nunnerly, Mike 1992, 93, 94, 95
Nutt, Danny 1984
Nutt, Houston 1976, 77

O

O'Brien, Kelvin 1973, 74
O'Donohoe, Brennan 2000, 01, 02, 03
O'Grady, Cheyenne 2017, 18, 19
O'Neal, Wesley 2001, 02
Oden, Anthony 2009
Oehrlein, John 2022
Ogelsby, Josh 2021
Okoli, Ramon 1993
Olajubutu, Sam 2003, 04, 05, 06*
Oliver, Chris 1990, 91, 92, 93
Ollison, Grady 2012, 13

ALL-TIME LETTERWINNERS

Ollison, Tony 1987, 88, 89, 90
Olney, Lee S. 1903, 04, 05
Ordonez, Ish 1978, 79, 80
Orrick, C.E. 1907, 08, 09
Osborne, Pervis 2000, 02
Ousley, Carlos 2002, 03
Overby, Rogers 1955, 56
Owen, B.A. 1936, 37
Owenby, Tatum 2000, 01
Owens, Kerry 1985, 86, 87, 88*
Owens, Lewis F. 1896, 97, 98
Owens, W.B. 1938
Oxner, Seth 2008, 09, 10

P

Paaske, Andreas 2024, 25
Painter, Zac 1995, 96, 97, 98
Paldino, Paul 1941, 42
Palmer, Courtney 1990
Palmer, L.L. 1905, 06
Papageorge, George 1948, 49
Parchman, O.D. 1913, 14
Parker, Andrew 2019, 20, 21
Parker, Curtis 1924, 25
Parker, Dudley 1975
Parker, Guy 1968, 69, 70
Parker, J.H. 1895
Parker, Keuan 2022
Parker, Mike 1962, 63*
Parker, Sam 1938, 39
Parker, Shelton 2000, 01, 02
Parker, Stephen 2004, 05, 06
Parks, Eric 1998
Parks, Limbo 1985, 86
Parks, Ray 1976
Parmer, Mike 1973, 75
Parodi, Nathan 2019, 20, 21
Parrish, Norm 1977
Parson, Gary 1968, 69
Patton, Jeremy 2017, 18
Paul Jr., Chris 2022, 23
Payne, Kyle 2005
Peacock, Jason 2011, 12
Peacock, Max 1967, 68
Pearce, Howard 1940
Pearce, LeRoy 1954
Pearson, Bobby 1955
Pearson, Radale 2000
Peebles, Titus 2003, 04
Peevy, Dean 1990, 92, 93, 94
Pennington, Don 1948
Pense, Leon 1943, 44
Pensell, Larkus 1958
Perdue, Gordon 1917
Perdue, Monroe 1919
Perry, Caleb 2000, 02, 03
Perry, Gene 2003, 04
Perry, James 1993
Perry, Pat 1952
Perry, Stuart 1955, 56, 57
Perryman, S.S. 1898
Peters, Jason 2001, 02, 03
Peters, Jim 2000, 01
Peters, Otha 2012, 13
Peters, Raymond 1947, 48
Peterson, Skye 2004
Petray, Allen 1973, 74, 75
Petrus, Mitch 2005, 06, 07, 09
Pettway, La'Michael 2016, 17, 18
Petty, Jace 2025
Petty, Jermaine 1999, 00, 01
Phillip, H.E. 1906, 07, 09, 10, 11
Phillips, Chief 1912
Phillips, Danny 1977, 78, 79, 80
Phillips, Harold Jiggs 1950
Phillips, Loyd 1964, 65, 66
Phillips, Mackenzie 1988, 89, 91
Phillips, Matthew 2018, 19, 20
Phillips, M.R. Stanley 1907, 08, 09*
Phillips, Terry Don 1966, 68, 69
Phillips, Tyler 2016
Phillips, William H. 1930, 31, 32
Philon, Darius 2013, 14
Phipps, Landon 2024, 25
Pickens, Billy 1951, 52, 53
Pickett, Daryal 1980, 81
Pickett, Ivan 1991, 92
Pierce, Anton 2025
Pierce, Bill 1980
Pierce, Mark 2001, 02, 03
Pinkston, Greg 1955, 56, 57
Pipkin, Joyce 1946*, 47
Pitner, Matt 1989, 90
Pitts, R.C. 1941
Plafcan, Cole 1994
Platt, Jaden 2025
Plunk, Jim 1997
Poff, A.A. 1912
Polk, Tommy 1961, 62
Pollard, J.W. 1895, 96
Pool, Bumper 2018, 19, 20, 21, 22*
Poole, Dedrick 2002, 04, 05
Poole, H.L. Ike 1933, 34, 35
Porter, David 2019
Potts, Thomas O. 1896
Powell, Cliff 1967, 68, 69*
Powell, Mani 2022, 23
Powell, William 1969
Powers, Ryan 2007, 08, 09, 10
Poydras, Marcellus 1999, 00, 01, 02
Prescott, Mark 1980
Pressley, Chase 2003, 05, 06
Preston, Doyle 1992, 93
Price, Jim 1963, 64
Price, John 1982
Price, Kerwin 1988, 89, 90, 91
Price, Donny 1973
Pringle, Nigel 2025
Pritchard, Ross 1946, 47, 48, 50
Procter, Bobby 1953, 54*
Proud, Bryan
Pruitt, Grant 1998
Pruett, John R. 1905
Pryor, Jerry 1992
Pryor, R. Dean 1950, 51, 52*
Ptak, James V. 1919
Pullen, James 1964
Pulley, Ryan 2015, 16, 18
Purifoy, Trey 2019
Putman, L.E. 1896

R

Raether, Pete 1990, 91, 92
Ragland, H.S. 1901, 02, 03*
Ragnow, Frank 2014, 15, 16, 17*
Rainwater, Elmer 1922, 23
Ramey, Paul 1967
Ramirez, Paul 2017
Ramirez, Santos 2015, 16, 17*, 18*
Ramsay, Louis 1940, 41
Ramsey, Charles 1953
Ramsey, Kyle 2024
Ramsey, Randy 2014, 16, 17, 18
Randolph, Billy R. 1943
Rankin, Roxie 1943
Rasner, Ross 2009, 10, 11, 12
Ratcliff, E.M. 1912, 13
Raulerson, Jake 2016, 17
Rawlings, Ralph 1936, 37
Ray, Alvin 1998, 00
Ray, Herman 1934
Ray, Lance 2010
Reavis, David 1970, 71, 72
Reber, Kent 1981, 82, 83
Reed, A.J. 2020
Reed, Dominique 2015, 16
Reed, Don 1956
Reed, Jim Ed 1997, 99, 00
Reed, J.L. 1912
Reed, R.G. 1912
Reed, Robert 1994
Reed, Scott 1983
Reed, Tom 1970, 71, 72*
Rees, John Aaron 2005, 06, 07, 08
Rees, John 1968, 69, 70
Reginelli, Phillip 1951, 53
Reichardt, Chris 1914, 15, 16*
Reichert, James 1947, 48
Reid, Jim 1956
Reinig, Mike 1976
Reith, Jerry 2002, 03
Renfro, Elza 1923
Reppond, Mike 1970, 71, 72
Reuter, Buddy 1958, 59
Revard, Ron 1971, 72
Reynolds, Bobby 1962
Reynolds, Matt 2016
Rhiddlehoover, Jon 1972, 73, 74
Rhodes, Danny 1971, 72, 73*
Rhodes Jr., Quincy 2023, 24, 25
Rhyne, Jake O. 1912
Richard, Don 1947
Richard, Jack S. 1948, 50
Richardson, Ernie 1965
Richardson, Gabe 2018, 19
Richardson, Jon 1970, 71, 72
Richardson II, Kevin 2014, 15, 16, 17*, 18
Richardson, Lawrence 2001, 02, 03
Richardson, Matterral 2004, 05, 06, 07*
Richardson, Rhett 2007, 08, 09, 10
Richardson, Richard 1979, 80, 81, 82*
Ridgeway, John 2021
Reiderer, Don 1948, 49, 50
Riley, Ozzie 1977, 78, 79
Rinehart, Jim 1949, 50, 51
Ritschel, Don 1956, 57, 58
Rivers, Scott 1994, 95, 96*
Robbins, Jack 1935, 36, 37*
Roberts, Odus 1937
Roberts, Theron 1946, 47, 49
Roberts, Wayland 1953, 54, 55
Robinson, Antwain 2005, 06, 07, 08
Robinson II, Corey 2025
Robinson, Gary 1964*
Robinson, Jack 1929, 30, 31
Robinson, Lerinezo 2002, 03, 04, 05
Robinson, Marquise 2024
Robinson, Michael 2003, 04
Robinson, Silas 2019
Roebuck, Gene 1958
Roesler, Karl 2014, 15, 16, 17
Rogers, Darren 2002, 03, 04
Rogers, Tommy H. 1894, 95
Rogers, William Buddy 1948, 49, 50
Rogers, Yandell 1922, 23, 24*
Rogers, Zach 2015, 16, 17
Rolen, Chad 1987, 88, 89, 90*
Roper, Bobby 1964, 65*
Roper, Gary 1974
Roper, Kyle 2002, 03, 04, 05*
Rose, Glen 1925, 26, 27
Rose, Keivie 2023, 24
Ross, J.R. 1976, 77
Rossi, Luke 2015
Roth, Jim 1952, 53, 54*
Rouse, James 1985, 87, 88, 89
Rowland, Eckel 1949
Rownd, Ed 1971, 72, 73
Rucker, Choice 1933, 34, 35*
Rucker, Jeff 1924, 25
Rucker, Paul 1932, 34
Ruckers, Madison 1942
Rudasill, Bill 1983
Rudd, James T. 1912, 13, 14*, 15*
Ruggles, William A. 1900, 01, 02
Ruple, Ernest 1965, 66, 67*
Rusher, Gus 1969, 70, 71
Rushing, Gerald 1920, 21, 22
Rushing, Jack 1948, 49, 50
Russell, Braylen 2024, 25
Russell, Derek 1987, 88, 89, 90
Russell, Randy 1989
Rutherford, R.P. 1895, 96
Rutledge, John 2000
Rystrom, Tom 1976

S

Sadler, Dennis 1972
Sadler, Nelson 1927
Sadler, William P. 1914, 15
Sageley, Floyd 1951, 52, 53
Saili, Danny 2024, 25
Sain, Tommy 1964, 65
Saint, Mike 1970, 71, 72
Saint Pierre, Bob 1952
Sales, Roland 1977, 78, 79*
Saliba, Eddie 1937
Salley, Bryan 1979
Sallings, Max 1941, 42
Saling, Lane 2015
Salters, Carlton 2007, 08, 09
Sanford, Alex 2023, 24
Sampson, Howard 1974, 75, 76, 77*
Sanders, C.F. 1895
Sanders, Carrel 1917
Sanders, Curtis 1998, 99
Sanders, David 1994, 95, 96, 97
Sanders, Drew 2022
Sanders, Percy 1935, 36
Sanders, Raheim 2021, 22, 23*
Sandlin, Kenny 1998, 99, 00, 01*
Sategna, Isaiah 2023, 24
Saunders, Chris 2015
Savage, Jeff 1992
Saxton, Jerry 1977, 78
Scanlon, Kevin 1978, 79
Scalet, Joe 1938
Scandrett, Quentavius 2025
Scarbrough, David 1941, 42
Schalchin, George 1912
Schaufele, Louis 1948, 49, 50
Schaufele, Mike 1967
Scheel, Doug 1971, 73
Schell, David 1984, 85, 86, 87
Schmidt, Harold 1940
Schoolcraft, Jim 1982, 83
Schoonover, Wear 1927, 28, 29
Schumchyk, Frank 1944
Schumchyk, Mike 1944, 45, 48
Scott, Brad 1924, 25*, 26
Scott, Carl L.
Scott, Clyde 1946, 47, 48*
Scott, Earl 1992, 93, 94, 95
Scott, John T. 1900
Scott, Justin 2001, 02, 03*
Scott, Mike 1976, 77, 78
Scott, Tracy 1949
Seamster, Savoy 1935
Seawell, A.C. 1895
Seawell, W.L. 1895
Secrest, Earl 1930, 31*
Secrest, Jack 1929
Sellers, Jimmy D. 1957
Shaddox, John 1946, 49
Shakelford, J.M. 1916
Shanks, Kam 2025
Shantz, Bobby 1980, 81, 82
Shantz, Joe 1978, 79, 80
Sharpe, Raylen 2025
Shavers, Marcus 2005, 06, 07
Shaw, Bradley 2024, 25
Shaw, Calvin 1980, 81, 82, 83
Shaw, Homer 1926
Shaw, Jabrae 2024
Shaw, Thurman 1979, 80, 81
Shelby, Shannon 1993, 95
Shelton, JJ 2025
Shepherd, Mike 1986, 87, 88, 89*
Sheppard, Malcolm 2006, 07, 08* 09*
Sherland, Mark 1932, 33, 34
Sherman, Francis 2023
Settles, Cam 2025
Shibest, James 1983, 84, 85, 86*
Shimer, Ted 1987, 88, 89, 90
Shipley, Matthew 2024
Shockley, Brett 1999, 00
Shofner, Jim 1945
Shoup, Brad 1976, 77, 78
Showers, Carlos 1993, 94, 95, 96
Shumaker, Rick 1976, 77, 78
Sidney, Shannon 1994, 95, 96, 97
Sigman, Mike 1966, 67, 68
Silliman, W.E. 1911
Silver, Jordan 2018, 19, 20, 21
Singletary, Jaheim 2023, 24, 25
Singleton, Malachi 2024
Simington, Milton 1938, 39, 40
Simmons, Wyatt 2025
Simpson, Jim 1986, 87, 88
Simpson, Travis 1948, 49, 50
Sims, Buddy 1964, 65
Sims, Chuck 1972, 73
Sims, Desmond 2003, 04, 05, 06*
Singer, Saul 1938, 39
Sisson, Walter 1941
Skillern, James 1915
Skinner, Gerald 1973, 74, 75, 76
Skinner, Jacob 2003, 04, 05, 06
Skinner, Jerol 1991
Skipper, Dan 2013, 14, 15*, 16
Slaughter, Doneiko 2024
Slaughter, Justin 2004
Slay, T.C. 1997, 00
Sloan, Chester C. 1898, 99*
Sloan, Dwight 1936, 37
Slusher, Myles 2020, 21, 22
Small, Kiero 2011, 13*
Smalls, Shakur 2025
Smart, David 1985, 86
Smith, Arlis 1917, 20, 21
Smith Sr., Billy Ray 1954, 56
Smith Jr., Billy Ray 1979, 80, 81, 82*
Smith, Calvin 1945
Smith, Carl C. 1899
Smith, Chris 2010, 11, 12, 13*
Smith, Clarence 1920, 21, 22*
Smith, Cornelius 1976, 77
Smith, Darrell 2010
Smith, Darrell 1999
Smith, Demetrius 1990, 91, 93, 94
Smith, Dewitt 1967, 68, 69
Smith, Elmer 1949
Smith, Emanuel 1996, 97, 98, 99
Smith, Fred 1924
Smith, Gerald 1986, 87
Smith, Hezekiah 2006, 07
Smith, Howard
Smith, James H. 1949, 50, 51
Smith, James R. 1945
Smith, Jarrette D. 1948, 49
Smith, L.P. 1916, 17, 18, 19
Smith, Mark 1986
Smith, Mark 1993, 94, 95, 96*
Smith, Martin 1982
Smith, Micahh 2017, 18, 19, 20
Smith, Michael 2006, 07, 08, 09*
Smith, Minor 1924, 25, 26
Smith, Richard 2000, 01, 02, 03
Smith, Robin 1977, 78
Smith, Rollen 1973, 74*
Smith, Ronnie Mac 1962, 63, 64*
Smith, Tim 1987
Smith, T.J. 2016, 17, 18, 19*
Smith, Trelon 2020, 21
Smith, Trey 1982
Smith, William Joseph 1951
Smith, Zack 1938
Smithey, Claud 1964, 65, 66
Smothers, Mitch 2011, 13, 14, 15
Snider, Zach 2005
Snowden, Michael 1996, 97, 98, 00
Soli, Junior 1992, 93, 94, 95
Soli, Mataio 2019, 20, 21
Sorahan, Ryan 2001, 02, 03
Sorey Jr., Xavian 2024, 25*
Souter, Ted 1954, 55, 56*
South, Ronny 1965, 67
Southerland, William 1938
Spain, Harold 1951, 52, 53
Spaight, Martrell 2013, 14



ALL-TIME LETTERWINNERS

Spangler, Shannon 1989
Spann, Dwayne 1988
Sparks, Claude 1908, 09
Sparks, Stan 1962, 63
Spence, Brad 2023, 24
Spencer, Edward 1954
Spencer, Terry 1990, 91, 92
Sperring, James 1951, 52
Spillers, Ray 1934, 35, 36
Spivey, A'Montae 2019, 20
Spivey, Bill 1933, 34
Spriggs, David 1974
Sprinkle, Jeremy 2013, 14, 15, 16
St. John, Jalen 2021, 22
Stadther, Zach 2008, 09, 10, 11
Stallings, Randall 1936, 37, 38
Stancil, William 1948, 49
Stankovitch, Bob 1968, 69
Stanley, Tom E. 1902, 03, 05
Stansberry, E.E. 1914, 15, 16
Starkel, Nick 2019
Starzyk, Scott 2025
Stavely, Mark 2002
Steelman, Harold 1954, 55
Steelman, Tyler 2007
Steger, Curtis 1984
Stein, Eli 2022, 23
Stendel, Marvin 1950
Stephens, Bryce 2022, 23, 24
Stevenson, James E. 1916
Stewart, Andru 2009, 10
Stewart, Deon 2016, 17, 18
Stewart, George 1978, 79, 80*
Stewart, Jashaud 2020, 21, 22, 23
Stewart, Kee'yon 2023, 24
Stewart, Randy 1963, 64, 65*
Stewart, Terry 1967, 68, 69*
Stewart, Wayne 1986, 87, 88
Stiggers, Gary 1977, 78, 79, 80
Stinson, Rod 1997, 98, 99, 00
Stitten, John 1984, 85, 86, 87
Stockdell, Cary 1968, 69
Stockton, Harold 1948, 50
Stoerner, Clint 1996, 97, 98, 99*
Stolt, Alan
Stone, Donnie 1956, 57, 58
Storey, Shane 1987
Storey, Ty 2017, 18
Stout, Louis 1930, 31, 32
Stout, Robert 1937, 38, 39
Stover, Donald 1912
Strain, Ray 1972
Straschinske, Ray 1990, 91, 92, 93
Street, Josh 2022, 23, 24
Street, Russell 1999
Strickland, J.S. 1897
Stringer, Chris 2012, 14
Stringer, Tom 1951
Stromberg, Ricky 2019, 20, 21, 22
Struebing, Don 1993
Stumon, Van 2008, 09, 10
Sykes, Willie 2015
Sullivan, Jerry 1977, 78
Summerall, Pat 1949, 50, 51*
Summers, Scott 2002
Sutherland, Bruce 1978, 81
Sutton, John 1975
Sutton, John 1940, 41
Sutton, William Buddy 1950, 51, 52*
Swanson, Bill 1983
Swanson, Travis 2010, 11, 12*, 13*
Swartz, Anthony 1994, 95
Swartz, Matt 2000
Switzer, Anthony 2024
Switzer, Barry 1957, 58, 59*
Switzer, Greg 1988, 89, 90, 91

T

Tackett, Buddy 1962, 63
Tallent, Major 1948
Talley, Fred 2000, 01, 02*
Talley, Ken 2025
Talley, Hunter 2023
Tanner, Terry 1980
Tate, Austin 2010, 11, 12, 13
Tatum, Terry 1982, 83, 84, 85
Taylor, Brad 1981, 82, 83, 84
Taylor, Brad 2012, 13
Taylor, Jim 1971, 72
Taylor, John 1975, 76
Taylor II, Michael 2018
Taylor, Zach 2025
Tegethoff, Carl 1981, 82
Temple, Charlie 1949
Templeton, Mason 2004, 05, 06
Tejada, Alex 2007, 08, 09, 10
TeSlaa, Isaac 2023, 24
Thielemann, R.C. 1973, 74, 75, 76
Thomas, Barry 1982, 83
Thomas, Bill 1943
Thomas, Billy Ray 1944, 46, 47, 48
Thomas, Brad 1973, 74, 75
Thomas, Champ 1967
Thomas, Curtis 1991, 93, 94
Thomas, Derrick 1983, 84, 85, 86*
Thomas Jr., Eric 2021, 22
Thomas, Floyd 1947
Thomas, Greg 1984, 85, 86, 87*
Thomas, Jaheim 2023
Thomas, Mick 1989, 90, 91
Thomas, Robert 2011, 12, 13*
Thomas, Tramain 2008, 09, 10, 11
Thomas, Travis 1922, 23, 24
Thomas, Will 1901
Thomas, Zhamal 2009, 10
Thomas-Smith, Nick 2015
Thomason, George 1950, 51, 52
Thomason, Joe 1953, 54, 55
Thompson, David 2004, 05
Thompson, Derrick 1992
Thompson, Kyle 2023, 24
Thompson, Lance 2005, 06, 07, 08
Thompson, Skip 1987, 88
Thompson, Warren 2021, 22
Thorpe, Wilfred 1937, 38, 39
Thornton, DuVall 1947, 48, 49
Thurman, Scotty 2015
Tibbits, Joe 1941, 42
Tidwell, Chris 1995
Tolbert, James 1979, 80, 81
Toliver, Henre' 2014, 15, 16, 17
Toll, Blayne 2020
Toole, Drew 1971, 72
Toussaint, James 2002
Towler, George F. 1898
Townsend, Curtis 1975, 76
Trail, Ray 1960, 61, 62*
Trail, Richard 1964, 65, 66
Trainor, Kendall 1985, 86, 87, 88
Trantham, Tommy 1965, 66, 67
Tranum, Billy 1957, 58, 59
Travis, Tony 1992
Tretola, Sebastian 2014, 15
Tribble, Russ 1973, 75
Triesch, Conrad 1914
Troillett, Ralph 1952, 53*
Troxell, Billy F. 1948
Troxell, Jack 1951, 52
Trusty, Reggie 1988, 89
Trusty, Ronnie 1980, 81
Tubbs, Zac 2002, 03, 04, 06*
Tuck, Crosby 2008
Tucker, Austin 2009, 10
Tunnah, B. 1910
Turner, A.J. 2012
Turner, A.S. 1911, 13, 14
Turner, Alan 2011, 12, 13, 14*
Turner, Jacorrei 2021, 22
Turner, John 1970
Turner, Keith 2000, 02
Turner, Nick 2020, 21
Turner, Terry 1970
Tutt, Britto 2017, 18, 19

U

Uekman, Garrett 2011
Ugoh, Tony 2003, 04, 05, 06*
Underwood, Ronnie 1954, 55, 56
Upchurch, Andy 1983, 84, 85*
Uptmoor, Bernard 1928, 29, 30
Utsey, Markell 2021

V

Vail, Cameron 2020
Van Dover, Jimmy 1956, 58
Van Dyke, Sammy 1984, 85, 86, 87
Van Es, Wendell
Van Poucke, M.L.
Van Sickle, Clifford 1934, 35, 36*
Van Sickle, Clyde 1927, 28, 29
Valdez, Jose 2006, 07, 08
Vanderventer, James 1899
Vanvalkenburgh, Horace 1904, 05
Vanvalkenburgh, William M. 1906
Varhall, Tommy 2024
Vaughn, Vickiel 2002, 03, 04, 05*
Vavra, Brian 2005, 06, 07
Vernon, Thomas Jerry 1951
Vest, Drew 2021
Vestal, Steve 1970
Vickers, Rick 1970
Villarreal, Ernie 1984, 86
Vincenheller, Ashton 1897, 98, 99, 00*
Vinnett, Darius 2004, 06*
Voelzke, Alex 2012, 13, 14, 15
Volentine, Paul 1913
Von Der Meden, Charlie 2025

W

Wade, Chris 2006, 07
Wade, Marquel 2011
Wade, Vernon 1992, 93, 94
Wagner, Dalton 2018, 19, 20, 21, 22*
Wait, Matt 1994, 95, 96, 97
Walcott, Alfahiym 2023
Walker, Dee 2017, 18
Walker, George 1954, 55, 57*
Walker, George Rea 1962, 63*
Walker, Jimmy 1975, 76, 77, 78*
Walker, Kani 2025
Walker, Kody 2013, 14, 15*, 16*
Wallace, Brian 2015, 16, 17, 18
Wallace, Tavion 2025
Walls, Gavin 2001, 02*
Walls, Stephen 1990, 91, 92
Walston, Dave 1962, 63
Walters, Danny 1980, 81, 82
Walters, Steve 1969, 70
Ward, Bill 1950
Warren, Billy 1983, 84
Warren, Chris 1975, 76
Warren, Corey 2000
Warren, De'Vion 2017, 18, 19, 20, 21
Warren, Earl 1953
Warren, Robert 1952, 53
Washburn, Jeremiah 1997, 98, 99
Washington, Carroll 2013, 14
Washington, Cedric 2003, 04, 05, 06
Washington, Charles 1983, 84, 85, 86
Washington, Dallas 2004, 06, 07, 08
Washington Jr., Mike 2025
Washington, Ty 2023, 24
Watkins, James 1906
Watkins, Larry 1964, 65, 67*
Watkins, Ronald 2010, 11
Watkins, Wayne 1952
Watkins, William 1973
Watson, Alan 1973, 74
Watson, Braylon 2025
Watson, John R. 1903
Watters, Orlando 1991, 92, 93
Watts, Armon 2015, 18
Weatherford, Zach 1994
Weatherton Jr., Carl 1944
Webb, Charles W. 1902
Webster, Tim 1968, 69, 70
Weems, Orson 1981, 82, 83
Welch, Charles 1923
Welch, Jerry 1962, 63, 64*
Wells, Ira 1983, 84
Wells, John A. 1948
Wesley, Donte 1998
Wessinger, Randy 1978, 79, 80
West, A.L. 1898
Westerman, Bruce 1990
Westphal, Benny 1973, 75
Wewetzer, Jeff 1988, 89
Whalen, Trent 2025
Whaley, Devwah 2016, 17, 18, 19
Wheat, John 1971, 72
Wheeler, Earl 1943, 44, 45*, 46
Whisenhunt, Jim 1966
White, Barnabas 1974, 76, 77
White, Bob 1966, 67, 68
White, Bryan 1984, 85, 86, 87
White, Dale 1975, 76, 77, 78
White, Eddie 1981, 82, 84
White, J.D. 2019, 20, 21
White, Larry 1975, 76
White, La'Zerius 1999, 00, 01*
White, Marsh 1972, 73
White, Nathaniel 1982, 84, 85, 86
White, Steed 1946, 47
Whitfield, Billy 1957
Whitmore, Marcus 2003, 04*
Whitt, Joseph 2025
Whittaker, Leon 1947
Whitted, Erik 1984, 85, 86, 87
Whitten, Donovan 2025
Whitworth, Charles 1955, 56, 57
Wiggins, Amaury 2023, 24
Wilber, Rusty 1976, 77
Wilcoxen, Robert 1982, 83, 84
Wiley, Brian 2000
Wilkins, Charles 1925
Williams, Bobbie 1996, 97, 98, 99
Williams, Bobby 1960
Williams, Calvin 1984, 85
Williams, D.J. 2007, 08, 09, 10*
Williams, Dale 1984, 85
Williams, Damian 2006
Williams, Darrell 1959, 60, 61
Williams, David 2017
Williams, Demetrius 2012
Williams, Desmond 2005, 06, 07
Williams, Eddie "Boo" 1999, 00
Williams, Fred 1949, 50, 51
Williams, Gary 1978
Williams, Jarrell 1959, 60
Williams, Jim 1963, 64, 65*
Williams, Jimmy 1988, 89
Williams, John 1920
Williams, Jonathan 2012, 13, 14, 15*
Williams, Josh 2014, 15, 16
Williams, Les 1970, 71, 72
Williams, Maleek 2018
Williams, McKinley 2019, 22
Williams, Michael 1996, 97, 98, 99
Williams, Patrick 1987, 88, 89
Williams, Paul X. 1928
Williams III, Rawleigh 2015, 16
Williams, Ray E. 1920, 21, 22
Williams, Rickey 1984, 85, 86, 87*
Williams, Stanley 1977, 78
Williams, Terrell 2009, 10, 11, 12
Williams, Tom 1923
Williams, Tre 2021
Williams, Zach 2019, 20, 21, 22, 23
Williamson, John 1989
Wilson, Bill 1957
Wilson, Clint 1983
Wilson, Demetrius 2012, 14
Wilson, George 2001, 02, 03*
Wilson, Harry 1997, 98
Wilson, Jaedon 2022, 2023, 24
Wilson, Jeremy 1996
Wilson, Joe Bill 1954
Wilson, Richard 1980
Wilson, Tyler 2009, 10, 11* 12*
Wilson, William 1915, 16, 17
Wilson, William O. 1902, 03
Wingfield, Greg 1985
Wingo Jr., Ronnie 2009, 10, 11, 12
Winkel, Ryan 2018, 19, 21
Winkleman, Ben 1917, 18, 19, 20, 21*
Winkleman, Charles 1924
Winston, Billy 1986, 87, 88, 89
Winston, Darius 2009, 10, 11, 12
Winston, Dennis 1973, 74, 75, 76
Winston, JaMichael 2013, 14, 15*, 16
Winston, Marc 2005
Winston, Rodney 1988, 89, 90
Winters, Alva 1926, 27, 28*
Wise Jr., Deatrich 2013, 14, 15, 16*
Wise, Floyde 1928
Wishon, Waylon 1992, 93, 94
Withers, Art 1937
Witty, Eldo 1924
Wood, Charles Fox 1900, 01, 02
Wood, Clark 1900, 01, 02
Wood, John Shirley 1904, 05, 06*
Wood, Stanley 1922
Woodard, Jackson 2021, 22
Woodbury, Derrick 1992
Woodell, Lloyd 1936, 37, 38*
Wooden, Caleb 2025
Woodlee, Eddie 1964, 65, 66
Woodman, Lloyd 1954
Woods, Gary 1979
Woods, Kevin 2004, 05, 06, 07*
Woods, Mike 2018, 19, 20
Woods, Wayne 1956
Woolfolk, Kirk 1977, 78, 80
Worrell, Darren 1986, 87, 89
Worth III, Larry 2024, 25
Worthington, Jim 1961, 62
Wren, Hudson 1927, 28
Wren, Ronnie 1974
Wright, A.E. 1908, 09
Wright, Jarius 2008, 09, 10, 11*
Wright, Lindsay 1894*
Wright, Sam 1906
Wright, Shannon 1989, 90, 92
Wright, Tenarius 2009, 10, 11, 12*
Wright, Todd 1989, 90, 91, 92
Wunderly, Don 1971, 72*
Wyatt, Kevin 1982, 83, 84, 85
Wynn, Robert 1988
Wynn, Roger 1976
Wynne, Clayton 1940, 41, 42*
Wynne, Tommy 1935

Y

Yager, Richard 1991, 92, 93
Yarborough, Byron 1984, 85, 86
Yates, A.J. 1938, 39, 40*
Yeager, Kelly 1991, 92, 93
Yoder, Douglas 1972, 73, 74, 75
Yoes, Oran C. 1920
Young, Brenden 2017, 18, 19
Young, Charles 1949
Young, Clint 1910, 11
Young, Dallas 2024
Young, Henderson 1919
Young, James 1943, 44*
Young, Jordan 2025
Young, Michael 2004
Young, Theo 1983, 84, 85, 86
Youngblood, Jim 2009
Yurachek, Brooks 2024
Yurachek, Jake 2019, 20

Z

Zimos, Zach 2019, 21, 22
Zinamon, Bert 1980, 81, 82, 83*
Zoll, Alan A. 1915, 16

(The Razorback Communications office welcomes corrections from authentic sources.)
**denotes team captains*

ALL-TIME COACHING STAFF

2026
Hunter Yurachek, AD
Ryan Silverfield, HC
Tim Cramsey, OC
Ron Roberts, DC
Chad Lunsford, ST Coord.
Deron Wilson, co-DC/S
Kynjee' Cotton,
Def. Run Game Coord./DL
Eddie Hicks, CB
David Johnson, Asst. HC/RB
Marcus Johnson, OL
Jeff Myers, Run Game Cood./OL
Larry Smith, WR
Mitch Stewart, QB
Morgan Turner, TE
Landius Wilkerson, DL

2025
Hunter Yurachek, AD
Sam Pittman, HC
Scott Fountain, Asst. HC/ST Coord.
Bobby Petrino, OC/QB
Travis Williams, DC
Marcus Woodson, Co-DC
Deke Adams, DL
Ronnie Fouch, WR
Eric Mateos, OL
Nick Perry, Secondary
Kolby Smith, RB
Morgan Turner, TE

2024
Hunter Yurachek, AD
Sam Pittman, HC
Scott Fountain, Asst. HC/ST Coord.
Bobby Petrino, OC/QB
Travis Williams, DC/LB
Marcus Woodson, Co-DC/DB
Deke Adams, DL
Ronnie Fouch, WR
Eric Mateos, OL
Kolby Smith, RB
Morgan Turner, TE
Deron Wilson, DB

2023
Hunter Yurachek, AD
Sam Pittman, HC
Jimmy Smith, Assoc. HC/RB
Scott Fountain, Asst. HC/ST Coord.
Dan Enos, OC/QB
Travis Williams, DC/LB
Marcus Woodson, Co-DC/DB
Deke Adams, DL
Kenny Guiton, WR
Cody Kennedy, OL
Morgan Turner, TE
Deron Wilson, DB

2022
Hunter Yurachek, AD
Sam Pittman, HC
Barry Odom, Assoc. HC DC/S
Scott Fountain, Asst. HC/ST Coord.
Kendal Briles, OC
Deke Adams, DL
Dominique Bowman, CB
Kenny Guiton, WR
Cody Kennedy, OL
Dowell Loggains, TE
Michael Scherer, LB
Jimmy Smith, RB

2021
Hunter Yurachek, AD
Sam Pittman, HC
Barry Odom, Assoc. HC DC/S
Scott Fountain, Asst. HC/ST Coord.
Kendal Briles, OC
Jermial Ashley, DL
Sam Carter, CB
Kenny Guiton, WR
Cody Kennedy, OL
Dowell Loggains, TE
Michael Scherer, LB
Jimmy Smith, RB

2020
Hunter Yurachek, AD
Sam Pittman, HC
Barry Odom, Assoc. HC/DC/S
Scott Fountain, Asst. HC/ST Coord.
Kendal Briles, OC
Sam Carter, CB
Jon Cooper, TE
Brad Davis, OL
Derrick LeBlanc, DL
Rion Rhoades, LB
Jimmy Smith, RB
Justin Stepp, WR

2019
Hunter Yurachek, AD
Chad Morris, HC
John Chavis, DC/LB
Joe Craddock, OC/QB
Steve Caldwell, DL
Ron Cooper, DB
Dustin Fry, OL
Kenny Ingram, DT
Barry Lunney Jr., TE/ST
Mark Smith, DB
Justin Stepp, WR
Jeff Traylor, Assoc. HC/RB

2018
Hunter Yurachek, AD
Chad Morris, HC
John Chavis, DC/LB
Joe Craddock IV, OC/QB
Steve Caldwell, DL
Ron Cooper, DB
Dustin Fry, OL
Barry Lunney Jr., TE
John Scott Jr., DL
Mark Smith, DB
Justin Stepp, WR
Jeff Traylor, Assoc. HC/RB

2017
Jeff Long, AD
Bret Bielema, HC
Dan Enos, OC/QB
Paul Rhoads, DC/Secondary
Kurt Anderson, OL
Vernon Hargreaves, ILB
Barry Lunney Jr., TE
Reggie Mitchell, RB
John Scott Jr., DL
Michael Smith, WR
Chad Walker, OLB

2016
Jeff Long, AD
Bret Bielema, HC
Dan Enos, OC/QB
Robb Smith, DC/Secondary
Kurt Anderson, OL
Vernon Hargreaves, LB
Barry Lunney Jr., TE
Reggie Mitchell, RB
Paul Rhoads, DB
Rory Segrest, DL/Specialists
Michael Smith, WR

2015
Jeff Long, AD
Bret Bielema, HC
Dan Enos, OC/QB
Robb Smith, DC/Secondary
Sam Pittman, Assoc. HC/Rec./OL
Jemal Singleton, ST/RB
Vernon Hargreaves, LB
Clay Jennings, DB
Barry Lunney Jr., TE
Rory Segrest, DL/Specialists
Michael Smith, WR

2014
Jeff Long, AD
Bret Bielema, HC
Jim Chaney, OC/QB
Robb Smith, DC/Secondary
Randy Shannon Sr., Assoc. HC/LB
Sam Pittman, Assoc. HC/Rec./OL
Clay Jennings, DB
Barry Lunney Jr., TE
Rory Segrest, DL/Specialists
Michael Smith, WR
Joel Thomas, RB

2013
Jeff Long, AD
Bret Bielema, HC
Chris Ash, DC/Secondary
Jim Chaney, OC/QB
Sam Pittman, Assoc. HC/Rec./OL
Charlie Partridge, Asst. HC/DL
Taver Johnson, CB
Barry Lunney Jr., TE
Randy Shannon, LB
Michael Smith, WR
Joel Thomas, RB

2012
Jeff Long, AD
John L. Smith, HC
Paul Haynes*, DC/Secondary
Paul Petrino, OC/QB
Steve Caldwell, DE/STC
Taver Johnson, Asst. HC/LB
Bobby Allen, Secondary
Kris Cinkovich, WR
Tim Horton, RB/Rec.
Chris Klenakis, OL
Kevin Peoples, DT

2011
Jeff Long, AD
Bobby Petrino, HC
Garrick McGee, OC/QB
Willy Robinson, DC/Secondary
John L. Smith, OLB/STC
Bobby Allen, DT
Steve Caldwell, DE
Kris Cinkovich, WR
Tim Horton, RB/Rec.
Reggie Johnson, ILB
Chris Klenakis, OL

2010
Jeff Long, AD
Bobby Petrino, HC
Garrick McGee, OC/QB
Willy Robinson, DC/Secondary
John L. Smith, STC/OLB
Bobby Allen, DT
Steve Caldwell, DE
Kris Cinkovich, WR
Tim Horton, RB/Rec.
Reggie Johnson, ILB
Chris Klenakis, OL

2009
Jeff Long, AD
Bobby Petrino, HC
Mike Summers, Asst. HC/OL
Paul Petrino, OC/WR
Willy Robinson, DC/S
John L. Smith, STC/OLB
Bobby Allen, DT
Kirk Botkin, DE
Tim Horton, RB/Rec.
Reggie Johnson, ILB
Garrick McGee, QB

2008
Jeff Long, AD
Bobby Petrino, HC
Mike Summers, Asst. HC/OL
Paul Petrino, OC/WR
Willy Robinson, DC/S
Bobby Allen, DT
Kirk Botkin, DE/ST
Tim Horton, RB/TE/Rec.
Reggie Johnson, LB
Garrick McGee, QB
Lorenzo Ward, Secondary

2007
Frank Broyles, AD
Houston Nutt, HC
Reggie Herring, DC/LB
David Lee, OC/QB
Mike Markuson, OL/Run Game Coord.
Alex Wood, WR/Pass Game Coord.
Bobby Allen, CB
Tim Horton, RB
Tracy Rocker, DL
James Shibest, TE/Specialists
Chris Vaughn, S

2006
Frank Broyles, AD
Houston Nutt, HC
Reggie Herring, DC/LB
Gus Malzahn, OC/WR
Mike Markuson, OL/Run Game Coord.
Alex Wood, QB/Pass Game Coord.
Bobby Allen, CB
Louis Campbell, Secondary
Danny Nutt, RB
Tracy Rocker, DL
James Shibest, TE/Specialists

2005
Frank Broyles, AD
Houston Nutt, HC
Reggie Herring, DC/LB
Mike Markuson, OL/Run Game Coord.
Roy Wittke, QB/Pass Game Coord.
Bobby Allen, CB
Clifton Ealy, TE
Danny Nutt, RB
Tracy Rocker, DL
James Shibest, WR/Specialists
Chris Vaughn, S/Rec.

2004
Frank Broyles, AD
Houston Nutt, HC
Dave Wommack, DC/ILB
Mike Markuson, OL/Run Game Coord.
Roy Wittke, QB/Pass Game Coord.
Bobby Allen, Secondary
Clifton Ealy, TE
Danny Nutt, RB
Tracy Rocker, DL
James Shibest, WR/Specialists
Chris Vaughn, OLB/Rec.

2003
Frank Broyles, AD
Houston Nutt, HC
Dave Wommack, DC/ILB
Mike Markuson, OL/Run Game Coord.
Roy Wittke, QB/Pass Game Coord.
Bobby Allen, CB/FS
Clifton Ealy, TE
Danny Nutt, RB
Tracy Rocker, DL
James Shibest, WR/Specialists
Chris Vaughn, OLB/SS/Rec.

2002
Frank Broyles, AD
Houston Nutt, HC
Dave Wommack, DC/CB/FS
Bobby Allen, ILB/MLB
David Lee, QB
Mike Markuson, OL
Danny Nutt, RB
George Pugh, TE/Rec.
Kacy Rodgers, DL
James Shibest, WR/Specialists
Chris Vaughn, OLB/SS

2001
Frank Broyles, AD
Houston Nutt, HC
John Thompson, DC/ILB
Bobby Allen, DL
David Lee, QB
Mike Markuson, OL
Danny Nutt, RB
George Pugh, Rec./WR
James Shibest, TE/Specialists
Chris Vaughn, OLB
Dave Wommack, Secondary

2000
Frank Broyles, AD
Houston Nutt, HC
Fitz Hill, Asst. HC/Rec. Coord./WR
Bobby Allen, Co-DC/LB
John Thompson, Co-DC/Secondary
Joe Ferguson, QB
Bill Johnson, DL
Mike Markuson, OL
Danny Nutt, RB
James Shibest, TE/Special Teams
Chris Vaughn, Bandits/Rovers

1999
Frank Broyles, AD
Houston Nutt, HC
Bobby Allen, Co-DC/ILB
Keith Burns, Co-DC/Secondary
Clifton Ealy, Bandits/Rovers
Joe Ferguson, QB
Fitz Hill, WR
Mark Hutson, TE/STC
Bill Keopple, DL
Mike Markuson, OL
Danny Nutt, RB

1998
Frank Broyles, AD
Houston Nutt, HC
Bobby Allen, Co-DC/ILB
Keith Burns, Co-DC/Secondary
Clifton Ealy, Bandits/Rovers
Joe Ferguson, QB
Fitz Hill, WR
Mark Hutson, TE/Special Teams
Bill Keopple, DL
Mike Markuson, OL
Danny Nutt, RB

1997
Frank Broyles, AD
Danny Ford, HC
Miles Aldridge, DC/LB
Kay Stephenson, OC/RB
Louis Campbell, Asst. HC/DB
Mike Bender, OG/C
Joe Ferguson, QB
Fitz Hill, WR
Charley North, OT/TE
Jim Washburn, DL
Dennis Winston, OLB

1996
Frank Broyles, AD
Danny Ford, HC
Miles Aldridge, DC/LB
Mike Bender, OL
Louis Campbell, Asst. HC/DB
Rockey Felker, QB
Fitz Hill, WR
David Mitchell, RB
Charley North, OT/TE
Joe Pate, LB
Jim Washburn, DL

1995
Frank Broyles, AD
Danny Ford, HC
Mike Bender, OL
Louis Campbell, DB
Joe Lee Dunn, DC
Rockey Felker, QB
Fitz Hill, WR
David Mitchell, RB
Charley North, OT/TE
Joe Pate, LB
Jim Washburn, DL

1994
Frank Broyles, AD
Danny Ford, HC
Louis Campbell, DB
Rockey Felker, QB
Fitz Hill, WR
Buddy King, OT/TE
Joe Kines, Asst. HC/DC
David Mitchell, RB
Joe Pate, LB
Larry Van Der Heyden, OG/C
Jim Washburn, DL

1993
Frank Broyles, AD
Danny Ford, HC
Louis Campbell, DB
Greg Davis, QB
Rockey Felker, RB
Fitz Hill, WR
Buddy King, OT/TE
Joe Kines, Asst. HC/DC
Joe Pate, DL
Scott Smith, LB
Larry Van Der Heyden, OG/C

1992
Frank Broyles, AD
Jack Crowe, HC*
Joe Kines, DC/ILB/HC#
Louis Campbell, DB
Scott Conley, TE
Greg Davis, OC/QB
J.B. Grimes, OL
Fitz Hill, DB/LB
Houston Nutt, WR
Joe Pate, Asst. HC/DL
Ken Rucker, RB

1991
Frank Broyles, AD
Jack Crowe, HC
Louis Campbell, DB
Scott Conley, TE
J.B. Grimes, OL
Bill Johnson, DL
Joe Kines, DC/ILB
Houston Nutt, WR
Joe Pate, Asst. HC/OLB
Ken Rucker, RB
Charlie Weatherbie, QB

1990
Frank Broyles, AD
Jack Crowe, HC
Louis Campbell, DB
Scott Conley, OLB
J.B. Grimes, OL
Bill Johnson, DL
Houston Nutt, WR
Joe Pate, DC/LB
Jerry Pullen, TE
Ken Rucker, RB
Charlie Weatherbie, QB

1989
Frank Broyles, AD
Ken Hatfield, HC
Wally Ake, ILB
Larry Beckman, OG/C
Larry Brinson, RB/FB
Dick Bumpas, DL
Jack Crowe, OC/QB
J.B. Grimes, OT/TE
Roger Hinshaw, OL
Bob Trott, DB
Richard Wilson, WR

1988
Frank Broyles, AD
Ken Hatfield, HC
Wally Ake, DL
Larry Beckman, OL
Larry Brinson, RB
Fred Goldsmith, DC/ILB
Jim Goodman, WR
Roger Hinshaw, OLB
David Lee, QB/FB
Bob Trott, DB
Ken Turner, TE/K

1987
Frank Broyles, AD
Ken Hatfield, HC
Wally Ake, DL
Larry Beckman, OL
Larry Brinson, RB
Fred Goldsmith, DC/ILB
Jim Goodman, WR
Roger Hinshaw, OLB
David Lee, QB/FB
Bob Trott, DB
Ken Turner, TE/K

1986
Frank Broyles, AD
Ken Hatfield, HC
Wally Ake, DL
Larry Beckman, OL
Larry Brinson, RB
Fred Goldsmith, DC/ILB
Jim Goodman, WR
Roger Hinshaw, OLB
David Lee, QB/FB
Bob Trott, DB
Ken Turner, TE/K

1985
Frank Broyles, AD
Ken Hatfield, HC
Wally Ake, DL
Larry Beckman, OL
Jesse Branch, WR
Larry Brinson, RB
Fred Goldsmith, DC/ILB
Roger Hinshaw, OLB
David Lee, QB/FB
Bob Trott, DB
Ken Turner, TE/K

1984
Frank Broyles, AD
Ken Hatfield, HC
Wally Ake, DL
Larry Beckman, OL
Jesse Branch, WR
Larry Brinson, RB
Fred Goldsmith, DC/ILB
Roger Hinshaw, OLB
David Lee, QB/FB
Bob Trott, DB
Ken Turner, TE/K

1983
Frank Broyles, AD
Lou Holtz, HC
Jesse Branch, OB
Pete Cordelli, WR
Harvey Hampton, DE
Rich Olson, DB
Bob Shaw, LB
Jim Strong, OT/TE
Mike Tolleson, DL
Don Lindsey, Asst. HC/DC
Ken Turner, OG/C/K

1982
Frank Broyles, AD
Lou Holtz, HC
Larry Beightol, OC/OL
Jesse Branch, WR
Sam Goodwin, OB
Don Lindsey, Asst. HC/DC
John Mitchell, DE
Rich Olson, DB
Ken Turner, TE/K
Bob Shaw, LB

1981
Frank Broyles, AD
Lou Holtz, HC
Larry Beightol, OC/OL
Jesse Branch, WR
Sam Goodwin, OB
Don Lindsey, DC/LB
John Mitchell, DE
Rich Olson, DB
Ken Turner, TE/OL/K
Fred von Appen, DL

1980
Frank Broyles, AD
Lou Holtz, HC
Larry Beightol, Asst HC/OL
Jesse Branch, DB
Don Breaux, OB
Bob Cope, DC
Harold Horton, DL
John Konstantinos, WR
John Mitchell, DE
Ken Turner, TE/K

1979
Frank Broyles, AD
Lou Holtz, HC
Jesse Branch, WR
Don Breaux, OB
Bob Cope, DB
Harold Horton, DL
Monte Kiffin, DC/Asst. HC
John Konstantinos, TE
John Mitchell, DE
Ken Turner, OL/K

1978
Frank Broyles, AD
Lou Holtz, HC
Larry Beightol, OC
Jesse Branch, WR
Don Breaux, OB
Bob Cope, DB
Harold Horton, DL

ALL-TIME COACHING STAFF

Monte Kiffin, DC
John Mitchell, DE
Ken Turner, OL/K

1977
Frank Broyles, AD
Lou Holtz, HC
Larry Beightol, OC
Jesse Branch, WR
Don Breaux, OB
Bob Cope, DB
Harold Horton, DL
Monte Kiffin, DC
John Mitchell, DE
Ken Turner, TE/K

1976
Frank Broyles, AD/HC
Don Boyce, OL
Jesse Branch, OB
Frank Falks, DE
Bob Gatling, WR
Harold Horton, LB
Jim Johnson, DL
Bill Lewis, DB
Ken Turner, OL/K

1975
Frank Broyles, AD/HC
Don Boyce, OL
Jesse Branch, WR
Frank Falks, DE
Harold Horton, LB
Jim Johnson, DL
Pat Jones, DL
Bill Lewis, DB
Bo Rein, OC
Ken Turner, TE

1974
Frank Broyles, AD/HC
Frank Falks, DE
Harold Horton, LB
Jim Johnson, DL
Mervin Johnson, OL
Bill Lewis, DB
Gordon Norwood, OB
Ken Turner, OL
Richard Williamson, OB

1973
Frank Broyles, AD/HC
Frank Falks, DE
Harold Horton, LB
Jim Johnson, DL
Mervin Johnson, OL
Bill Lewis, DB
Don Trull, QB/WR
Ken Turner, OL
Richard Williamson, OB

1972
George Cole, AD
Frank Broyles, HC
Buddy Bennett, DB
Raymond Berry, WR
Lon Farrell, DE
Joe Gibbs, OL
Harold Horton, LB
Mervin Johnson, DL
Ken Turner, B Team
Richard Williamson, OB

1971
George Cole, AD
Frank Broyles, HC
Mervin Johnson, DL
Lon Farrell, DE
Harold Horton, LB
Buddy Bennett, DB
Don Breaux, OB
Raymond Berry, WR
Joe Gibbs, OL

1970
George Cole, AD
Frank Broyles, HC
Raymond Berry, WR
Don Breaux, OB
Charley Coffey, DL
Harold Horton, LB
Marvin Johnson, OL
Bill Kinard, DB

1969
John Barnhill, AD
Frank Broyles, HC
Don Breaux, OB
Charley Coffey, DL
Harold Horton, LB
Hootie Ingram, DB
Mervin Johnson, OL
Richard Williamson, WR
Bob Ford, Asst.

1968
John Barnhill, AD
Frank Broyles, HC
Don Breaux, OB
Charley Coffey, DL
Hootie Ingram, DB
Mervin Johnson, OL
Harold Horton, LB
Richard Williamson, WR
Bob Ford, Asst.

1967
John Barnhill, AD
Frank Broyles, HC
Charley Coffey, DL
Hootie Ingram, DB
Mervin Johnson, OL
Johnny Majors, OB
Wilson Matthews, LB
Gordon Smith, OE
Bob Ford, Asst.

1966
John Barnhill, AD
Frank Broyles, HC
Charley Coffey, DL
Mervin Johnson, OL
Johnny Majors, DB
Wilson Matthews, LB
Bill Pace, OB
Gordon Smith, OE

1965
John Barnhill, AD
Frank Broyles, HC
Jim Mackenzie, Asst. HC/DC
Mervin Johnson, OL
Johnny Majors, DB
Wilson Matthews, LB
Bill Pace, OB
Barry Switzer, OE

1964
John Barnhill, AD
Frank Broyles, HC
Jim Mackenzie, Asst. HC/DC
Mervin Johnson, OL
Johnny Majors, DB
Wilson Matthews, LB
Bill Pace, OB
Barry Switzer, OE

1963
John Barnhill, AD
Frank Broyles, HC
Doug Dickey, OB
Jim Mackenzie, DL
Wilson Matthews, LB/DE
Steed White, OE/OL
Bill Pace, DB
Mervin Johnson, OL

1962
John Barnhill, AD
Frank Broyles, HC
Doug Dickey, OB
Mervin Johnson, OL
Bill Pace, DB
Jim Mackenzie, DL
Wilson Matthews, LB/DE
Steed White, OE/OL

1961
John Barnhill, AD
Frank Broyles, HC
Doug Dickey, DB
Hayden Fry, OB
Jim Mackenzie, OL
Wilson Matthews, LB
Dixie White, OL
Steed White, OE/OL

1960
John Barnhill, AD
Frank Broyles, HC
Doug Dickey, DB
Merrill Green, OB
Jim Mackenzie, DL
Wilson Matthews, LB/DE
Dixie White, OL
Steed White, OE

1959
John Barnhill, AD
Frank Broyles, HC
Doug Dickey, DB
Merrill Green, OB
Jim Mackenzie, DL
Wilson Matthews, LB/DE
Dixie White, OL
Steed White, OE

1958
John Barnhill, AD
Frank Broyles, HC
Doug Dickey, DB
Merrill Green, OB
Jim Mackenzie, DL
Wilson Matthews, LB/DE
Dixie White, OL
Steed White, OE

1957
John Barnhill, AD
Jack Mitchell, HC
George Barnhardt
Ab Bidwell
George Cole
Gene Corrotto
Bill Pace
Dixie White
Steed White

1956
John Barnhill, AD
Jack Mitchell, HC
George Barnhardt
Ab Bidwell
Bert Clark
George Cole
Gene Corrotto
Bobby Proctor
Tracy Scott
Dixie White

1955
John Barnhill, AD
Jack Mitchell, HC
George Barnhardt
Ab Bidwell
George Cole
Bobby Proctor
Tracy Scott
Dixie White

1954
John Barnhill, AD
Bowden Wyatt, HC
John Bailey
George Cafego
George Cole
Dick Hitt
LeRoy Pearce
Tracy Scott

1953
John Barnhill, AD
Bowden Wyatt, HC
John Bailey
George Cafego
George Cole
Dick Hitt
LeRoy Pearce
Tracy Scott

1952
John Barnhill, AD
Otis Douglas, HC
George Cole
Bill Ferrell
Charles Gray
Charles Hanks
Dick Humbert
Clyde Van Sickle

1951
John Barnhill, AD
Otis Douglas, HC

1950
John Barnhill, AD
Otis Douglas, HC

ALL-TIME COACHING STAFF ROSTER

Deke Adams, 2022-25
Wally Ake, 1984-89
Miles Aldridge, 1996-97
Bobby Allen, 1998-2012
Kurt Anderson, 2016-17
Chris Ash, 2013
Jermial Ashley, 2021
John Bailey, 1953-54
Bill Barnes, 1949
George Barnhardt, 1955-57
John Barnhill, 1946-49 (HC); 1946-69 (AD)
Larry Beckman, 1984-89
Larry Beightol, 1980-82
Mike Bender, 1995-97
Buddy Bennett, 1971-72
Raymond Berry, 1970-72
Ab Bidwell, 1955-57
Bret Bielema, 2013-17 (HC)
Kirk Botkin, 2008-09
Dominique Bowman, 2022
Don Boyce, 1975-76
H.B. Brackett, 1949
Jesse Branch, 1975-85
Don Breaux, 1968-71, 1977-80
Kendal Briles, 2020-22
Larry Brinson, 1984-89
Frank Broyles, 1958-76 (HC); 1973-2007 (AD)
Dick Bumpas, 1989
Keith Burns, 1998-99
George Cafego, 1953-54
Steve Caldwell, 2010-12, 2018-19
Louis Campbell, 1990-97, 2006
Sam Carter, 2020-21
Jim Chaney, 2013-14
John Chavis, 2018-19
Kris Cinkovich, 2010-12
Charley Coffey, 1966-70
George Cole, 1949, 1952-57; 1970-72 (AD)
Scott Conley, 1990-92
Jon Cooper, 2020
Ron Cooper, 2018-19
Bob Cope, 1977-80
Pete Cordelli, 1983
Gene Corrotto, 1956-57
Kynjee' Cotton, 2026-pres.
Joe Craddock, 2018-19
Tim Cramsey, 2026-pres.
Jack Crowe, 1989; 1990-92 (HC)
Brad Davis, 2020
Greg Davis, 1992-93
Doug Dickey, 1958-63
Otis Douglas, 1950-52 (HC)
Joe Lee Dunn, 1995
Clifton Ealy, 1998-99, 2003-05
Dan Enos, 2015-17, 2023
Frank Falks, 1973-76
Lon Farrell, 1971-72
Rockey Felker, 1993-96
Joe Ferguson, 1997-2000
Bill Ferrell, 1952
Danny Ford, 1993-97 (HC)
Ronnie Fouch, 2024-25
Scott Fountain, 2020-25
Dustin Fry, 2018-19
Hayden Fry, 1961
Bob Gatling, 1976
Joe Gibbs, 1971-72
Fred Goldsmith, 1984-88
Jim Goodman, 1986-88
Sam Goodwin, 1981-82
Charles Gray, 1949, 1952
Merrill Green, 1958-60
J.B. Grimes, 1989-92
Kenny Guiton, 2021-23
Harvey Hampton, 1983
Charles Hanks, 1952
Vernon Hargreaves, 2015-17
Ken Hatfield, 1984-89 (HC)
Paul Haynes, 2011*-12
Reggie Herring, 2005-07
Eddie Hicks, 2026-pres.
Fitz Hill, 1992-2000
Roger Hinshaw, 1984-89
Dick Hitt, 1953-54
Lou Holtz, 1977-83 (HC)
Harold Horton, 1968-80
Tim Horton, 2007-12
Hobart Hooser, 1949
Dick Humbert, 1952
Mark Hutson, 1998-99
Hootie Ingram, 1967-69
Kenny Ingram, 2019
Clay Jennings, 2014-15
Bill Johnson, 1990-91, 2000
David Johnson, 2026-pres.
Jimmy Johnson, 1973-76
Marcus Johnson, 2026-pres.
Mervin Johnson, 1962-74
Reggie Johnson, 2008-11
Taver Johnson, 2012-13
Pat Jones, 1975
Cody Kennedy, 2021-23
Bill Keopple, 1998-99
Monte Kiffin, 1977-79
Bill Kinard, 1970
Joe Kines, 1991-94
Buddy King, 1993-94
Chris Klenakis, 2010-12
John Konstantinos, 1979-80
Derrick LeBlanc, 2020
David Lee, 1984-88, 2001-02, 07
Bill Lewis, 1973-76
Don Lindsey, 1981-83
Dowell Loggains, 2021-22
Barry Lunney Jr., 2013-19
Chad Lunsford, 2026-pres.
Jim Mackenzie, 1958-65
Johnny Majors, 1964-67
Gus Malzahn, 2006
Mike Markuson, 1998-2007
Eric Mateos, 2024-25
Wilson Matthews, 1958-67
Garrick McGee, 2008-11
Charles McGibbony, 1949
David Mitchell, 1994-96
Jack Mitchell, 1955-57 (HC)
John Mitchell, 1977-82
Reggie Mitchell, 2016-17
Chad Morris, 2018-19 (HC)
Jeff Myers, 2026-pres.
Charley North, 1995-97
Gordon Norwood, 1974
Danny Nutt, 1998-2007
Houston Nutt, 1990-92; 1998-2007 (HC)
Barry Odom, 2020-22
Rich Olson, 1981-83
Bill Pace, 1962-66
Charlie Partridge, 2013
Joe Pate, 1990-96
Kevin Peoples, 2011*-12
Nick Perry, 2025
Bobby Petrino, 2008-11 (HC), 2024-25
Paul Petrino, 2008-09; 2011*-12
LeRoy Pearce, 1953-54
Sam Pittman, 2013-15, 2020-25 (HC)
Bobby Proctor, 1955-56
George Pugh, 2001-02
Jerry Pullen, 1990
Bo Rein, 1975
Rion Rhoades, 2020
Paul Rhoads, 2016-17
Ron Roberts, 2026-pres.
Willy Robinson, 2008-11
Tracy Rocker, 2003-07
Kacy Rodgers, 2002
Ken Rucker, 1990-92
Michael Scherer, 2021-22
John Scott Jr., 2017-18
Tracy Scott, 1953-56
Rory Segrest, 2014-16
Randy Shannon, 2013-14
Bob Shaw, 1982-83
James Shibest, 2000-07
Ryan Silverfield, 2026-pres. (HC)
Jemal Singleton, 2015
Gordon Smith, 1966-67
Jimmy Smith, 2020-23
John L. Smith, 2008-11; 2012 (HC)
Kolby Smith, 2024-25
Larry Smith, 2026-pres.
Mark Smith, 2018-19
Michael Smith, 2013-17
Robb Smith, 2014-16
Scott Smith, 1993
Kay Stephenson, 1997
Justin Stepp, 2018-20
Mitch Stewart, 2026-pres.
Jim Strong, 1983
Mike Summers, 2008-09
Barry Switzer, 1964-65
Joel Thomas, 2013-14
John Thompson, 2000-01
Mike Tolleson, 1983
Jeff Traylor, 2018-19
Bob Trott, 1984-89
Don Trull, 1973
Ken Turner, 1972-88
Morgan Turner, 2023-pres.
Fred von Appen, 1981
Larry Van Der Heyden, 1993-94
Clyde Van Sickle, 1949, 1952
Chris Vaughn, 2000-05, 2007
Chad Walker, 2017
Jim Washburn, 1994-97
Lorenzo Ward, 2008
Charlie Weatherbie, 1990-91
Dixie White, 1955-61
Steed White, 1957-63
Landius Wilkerson, 2026-pres.
Travis Williams, 2023-25
Richard Williamson, 1972-74
Deron Wilson, 2023-24. 2026-pres.
Richard Wilson, 1989
Dennis Winston, 1997
Roy Wittke, 2003-05
Dave Wommack, 2001-04
Alex Wood, 2006-07
Marcus Woodson, 2023-2025
Bowden Wyatt, 1953-54 (HC)

**Joined staff prior to Cotton Bowl at end of 2011 season.*



ALL-TIME OVERALL RECORDS

	ALL GAMES				CONF. GAMES						
YEAR	W	L	T	Pct.	W	L	T	Pct.	FINISH	BOWL	HEAD COACH
1894	2	1	0	.667							John C. Futrall
1895	1	0	0	1.000							John C. Futrall
1896	2	1	0	.667							John C. Futrall
1897	2	0	1	.833							B.N. Wilson
1898	2	1	0	.667							B.N. Wilson
1899	3	1	1	.700							Colbert Searles
1900	2	1	1	.625							Colbart Searles
1901	3	5	0	.375							Charles Thomas
1902	6	3	0	.667							Charles Thomas
1903	3	4	0	.429							D.A. McDaniel
1904	4	3	0	.571							A.D. Brown
1905	2	6	0	.250							A.D. Brown
1906	2	4	2	.375							F.C. Longman
1907	3	4	1	.438							F.C. Longman
1908	5	4	0	.556							Hugo Bezdek
1909	7	0	0	1.000							Hugo Bezdek
1910	7	1	0	.875							Hugo Bezdek
1911	6	2	1	.722							Hugo Bezdek
1912	4	6	0	.400							Hugo Bezdek
1913	7	2	0	.778							E.T. Pickering
1914	4	5	0	.444							E.T. Pickering
Southwest Conference play begins											
1915	4	2	1	.643	1	1	0	.500	T2		T.T. McConnell
1916	4	4	0	.500	0	2	0	.000	T5		T.T. McConnell
1917	5	1	1	.786	0	1	1	.250	6		Norman Paine
1918	3	2	0	.600	0	1	0	.000	T6		Norman Paine
1919	3	4	0	.429	1	2	0	.333	5		J.B. Craig
1920	3	2	2	.571	2	0	1	.833	2		G.W. McLaren
1921	5	3	1	.611	2	1	0	.667	3		G.W. McLaren
1922	5	4	0	.556	1	3	0	.250	6		Francis Schmidt
1923	6	2	1	.722	2	2	0	.500	T4		Francis Schmidt
1924	7	2	1	.750	1	2	1	.375	7		Francis Schmidt
1925	4	4	1	.500	2	2	1	.500	T4		Francis Schmidt
1926	5	5	0	.500	2	2	0	.500	T3		Francis Schmidt
1927	8	1	0	.889	3	1	0	.750	3		Francis Schmidt
1928	7	2	0	.788	3	1	0	.750	2		Francis Schmidt
1929	7	2	0	.778	3	2	0	.600	3		Fred Thomsen
1930	3	6	0	.333	2	2	0	.500	5		Fred Thomsen
1931	3	5	1	.389	0	4	0	.000	7		Fred Thomsen
1932	1	6	2	.222	1	4	0	.200	7		Fred Thomsen
1933	7	3	1	.682	4	1	0	.800	1*	Dixie	Fred Thomsen
1934	4	4	2	.500	2	3	1	.417	5		Fred Thomsen
1935	4	5	1	.450	2	4	0	.333	5		Fred Thomsen
1936	7	3	0	.700	5	1	0	.833	1		Fred Thomsen
1937	6	2	2	.700	3	2	1	.583	3		Fred Thomsen
1938	2	7	1	.250	1	5	0	.167	T6		Fred Thomsen
1939	4	5	1	.450	2	3	1	.417	5		Fred Thomsen
1940	4	6	0	.400	1	5	0	.167	6		Fred Thomsen
1941	3	7	0	.300	0	6	0	.000	7		Fred Thomsen
1942	3	7	0	.200	0	6	0	.000	7		George Cole
1943	2	7	0	.200	1	4	0	.200	T5		John Tomlin
1944	5	5	1	.500	2	2	1	.500	3		Glen Rose
1945	3	7	0	.300	1	5	0	.167	7		Glen Rose
1946	6	3	1	.650	5	1	0	.833	T1	Cotton	John Barnhill
1947	6	4	1	.590	1	4	1	.250	T5	Dixie	John Barnhill
1948	5	5	0	.500	2	4	0	.333	5		John Barnhill
1949	5	5	0	.500	2	4	0	.333	6		John Barnhill
1950	2	8	0	.200	1	5	0	.167	7		Otis Douglas
1951	5	5	0	.500	2	4	0	.333	6		Otis Douglas
1952	2	8	0	.200	1	5	0	.167	7		Otis Douglas
1953	3	7	0	.300	2	4	0	.333	5		Bowden Wyatt
1954	8	3	0	.727	5	1	0	.833	1	Cotton	Bowden Wyatt
1955	5	4	1	.550	3	2	1	.583	4		Jack Mitchell
1956	6	4	0	.600	3	3	0	.500	4		Jack Mitchell
1957	6	4	0	.600	2	4	0	.333	T5		Jack Mitchell
1958	4	6	0	.400	2	4	0	.333	T5		Frank Broyles
1959	9	2	0	.818	5	1	0	.833	T1	Gator	Frank Broyles
1960	8	3	0	.727	6	1	0	.857	1	Cotton	Frank Broyles
1961	8	3	0	.727	6	1	0	.857	T1	Sugar	Frank Broyles

	ALL GAMES				CONF. GAMES						
YEAR	W	L	T	Pct.	W	L	T	Pct.	FINISH	BOWL	HEAD COACH
1962	9	2	0	.818	6	1	0	.857	2	Sugar	Frank Broyles
1963	5	5	0	.500	3	4	0	.429	4		Frank Broyles
1964	11	0	0	1.000	7	0	0	1.000	1	Cotton/National Champions	Frank Broyles
1965	10	1	0	.909	7	0	0	1.000	1	Cotton	Frank Broyles
1966	8	2	0	.800	5	2	0	.714	T2		Frank Broyles
1967	4	5	1	.450	3	3	1	.500	5		Frank Broyles
1968	10	1	0	.909	6	1	0	.857	T1	Sugar	Frank Broyles
1969	9	2	0	.818	6	1	0	.857	2	Sugar	Frank Broyles
1970	9	2	0	.818	6	1	0	.857	2		Frank Broyles
1971	8	3	1	.708	5	1	1	.786	2	Liberty	Frank Broyles
1972	6	5	0	.546	3	4	0	.429	T4		Frank Broyles
1973	5	5	1	.500	3	3	1	.500	T4		Frank Broyles
1974	6	4	1	.591	3	3	1	.500	T4		Frank Broyles
1975	10	2	0	.833	6	1	0	.859	T1	Cotton	Frank Broyles
1976	5	5	1	.500	3	4	1	.438	6		Frank Broyles
1977	11	1	0	.917	7	1	0	.875	2	Orange	Lou Holtz
1978	9	2	1	.792	6	2	0	.750	T2	Fiesta	Lou Holtz
1979	10	2	0	.833	7	1	0	.875	T1	Sugar	Lou Holtz
1980	7	5	0	.583	3	5	0	.375	T6	Hall of Fame	Lou Holtz
1981	8	4	0	.667	5	3	0	.625	4	Gator	Lou Holtz
1982	9	2	1	.792	5	2	1	.688	3	Bluebonnet	Lou Holtz
1983	6	5	0	.546	4	4	0	.500	5		Lou Holtz
1984	7	4	1	.636	5	3	0	.625	T3	Liberty	Ken Hatfield
1985	10	2	0	.833	6	2	0	.750	T2	Holiday	Ken Hatfield
1986	9	3	0	.750	6	2	0	.750	T2	Orange	Ken Hatfield
1987	9	4	0	.692	5	2	0	.714	T2	Liberty	Ken Hatfield
1988	10	2	0	.833	7	0	0	1.000	1	Cotton	Ken Hatfield
1989	10	2	0	.833	7	1	0	.875	1	Cotton	Ken Hatfield
1990	3	8	0	.273	1	7	0	.125	7		Jack Crowe
1991	6	6	0	.600	5	3	0	.625	T2	Independence	Jack Crowe
Southeastern Conference play begins											
1992	3	7	1	.318	3	4	1	.438	4 West		Jack Crowe/Joe Kines
1993	6	4	1	.591	4	3	1	.438	T2 West		Danny Ford
1994	4	7	0	.364	2	6	0	.250	T4 West		Danny Ford
1995	8	5	0	.615	6	2	0	.750	1 West	CarQuest	Danny Ford
1996	4	7	0	.363	2	6	0	.250	5 West		Danny Ford
1997	4	7	0	.363	2	6	0	.250	5 West		Danny Ford
1998	9	3	0	.750	6	2	0	.750	T1 West	Citrus	Houston Nutt
1999	8	4	0	.667	4	4	0	.500	T3 West	Cotton	Houston Nutt
2000	6	6	0	.500	3	5	0	.375	T5 West	Las Vegas	Houston Nutt
2001	7	5	0	.583	4	4	0	.500	T3 West	Cotton	Houston Nutt
2002	9	5	0	.643	5	3	0	.625	T1 West	Music City	Houston Nutt
2003	9	4	0	.692	4	4	0	.500	4 West	Independence	Houston Nutt
2004	5	6	0	.455	3	5	0	.375	T3 West		Houston Nutt
2005	4	7	0	.364	2	6	0	.250	4 West		Houston Nutt
2006	10	4	0	.714	7	1	0	.875	1 West	Capital One	Houston Nutt
2007	8	5	0	.615	4	4	0	.500	T3 West	Cotton	Houston Nutt/ Reggie Herring
2008	5	7	0	.416	2	6	0	.250	T4 West		Bobby Petrino
2009	8	5	0	.615	3	5	0	.375	T4 West	Liberty	Bobby Petrino
2010	10	3	0	.769	6	2	0	.750	T2 West	Sugar	Bobby Petrino
2011	11	2	0	.846	6	2	0	.750	3 West	Cotton	Bobby Petrino
2012	4	8	0	.333	2	6	0	.250	6 West		John L. Smith
2013	3	9	0	.250	0	8	0	.000	7 West		Bret Bielema
2014	7	6	0	.538	2	6	0	.250	7 West	Texas	Bret Bielema
2015	8	5	0	.615	5	3	0	.625	T3 West	Liberty	Bret Bielema
2016	7	6	0	.538	3	5	0	.375	T5 West	Belk	Bret Bielema
2017	4	8	0	.333	1	7	0	.125	7 West		Bret Bielema
2018	2	10	0	.167	0	8	0	.000	7 West		Chad Morris
2019	2	10	0	.167	0	8	0	.000	7 West		Chad Morris/Barry Lunney Jr.
2020	3	7	0	.300	3	7	0	.300	5 West	Texas (Canceled)	Sam Pittman
2021	9	4	0	.682	4	4	0	.500	T3 West	Outback	Sam Pittman
2022	7	6	0	.538	3	5	0	.375	4 West	Liberty	Sam Pittman
2023	4	8	0	.333	1	7	0	.125	T6 West		Sam Pittman
2024	7	6	0	.538	3	5	0	.375	T10	Liberty	Sam Pittman
2025	2	10	0	.167	0	8	0	.000	16		Sam Pittman/Bobby Petrino

ALL-TIME OVERALL RECORDS

ARKANSAS ALL-TIME COACHING RECORDS

COACH	TENURE (SEASONS)	CONFERENCE W-L-T (PCT.)	OVERALL W-L-T (PCT.)	BOWLS
John C. Futrall	1894-96 (3)		5-2-0 (.714)	-
B.N. Wilson	1897-98 (2)		4-1-1 (.750)	-
Colbert Searles	1899-1900 (2)		5-2-2 (.667)	-
Charles Thomas	1901-02 (2)		9-8-0 (.529)	-
D.A. McDaniel	1903 (1)		3-4-0 (.429)	-
A.D. Brown	1904-05 (2)		6-9-0 (.400)	-
F.C. Longman	1906-07 (2)		5-8-3 (.406)	-
Hugo Bezdek	1908-12 (5)		29-13-1 (.686)	-
E.T. Pickering	1913-14 (2)		11-7-0 (.611)	-
T.T. McConnell	1915-16 (2)	1-3-0 (.250)	8-6-1 (.567)	-
Norman Paine	1917-18 (2)	0-2-1 (.167)	8-3-1 (.708)	-
J.B. Craig	1919 (1)	1-2-0 (.333)	3-4-0 (.429)	-
G.W. McLaren	1920-21 (2)	4-1-1 (.750)	8-5-3 (.594)	-
Francis Schmidt	1922-28 (7)	14-13-2 (.517)	42-20-3 (.669)	-
Fred Thomsen	1929-41 (13)	26-42-3 (.387)	56-61-10 (.480)	1
George Cole	1942 (1)	0-6-0 (.000)	3-7-0 (.300)	-
John Tomlin	1943 (1)	1-4-0 (.200)	2-7-0 (.222)	-
Glen Rose	1944-45 (2)	3-7-1 (.318)	8-12-1 (.405)	-
John Barnhill	1946-49 (4)	10-13-1 (.438)	22-17-3 (.560)	2
Otis Douglas	1950-52 (3)	4-14-0 (.222)	9-21-0 (.300)	-
Bowden Wyatt	1953-54 (2)	7-5-0 (.583)	11-10-0 (.524)	1
Jack Mitchell	1955-57 (3)	8-9-1 (.472)	17-12-1 (.583)	-
Frank Broyles	1958-76 (19)	91-36-5 (.708)	144-58-5 (.708)	10
Lou Holtz	1977-83 (7)	37-18-1 (.670)	60-21-2 (.735)	6
Ken Hatfield	1984-89 (6)	36-10-0 (.783)	55-17-1 (.760)	6
Jack Crowe [1]	1990-91 (2+)	6-10-0 (.375)	9-15-0 (.375)	1
Joe Kines [2]	1992 (1)	3-4-1 (.438)	3-6-1 (.350)	-
Danny Ford	1993-97 (5)	16-23-1 (.413)	26-30-1 (.465)	1
Houston Nutt	1998-2007 (10)	42-38-0 (.525)	75-48-0 (.610)	8
Reggie Herring [3]	2007		0-1-0 (.000)	-
Bobby Petrino [4]	2008-11 (4+)	17-23-0 (.425)	34-24-0 (.586)	3
John L. Smith	2012 (1)	2-6-0 (.250)	4-8-0 (.333)	-
Bret Bielema	2013-17 (5)	11-29 (.275)	29-34 (.460)	3
Chad Morris	2018-19 (1+)	0-14 (.000)	4-18 (.182)	-
Barry Lunney Jr. [5]	2019	0-2 (.000)	0-2 (.000)	-
Sam Pittman [6]	2020-25 (5+)	14-29 (.326)	32-34 (.484)	3
TOTALS	*1894-2025 (132)*	*354-364-18 (.493)*	*749-554-40 (.572)*	*45*

[1] Including first game of 1992 season.
[2] Interim head coach after first game of the season.
[3] Herring served as interim head coach during the 2008 Cotton Bowl.
[4] Petrino served as the interim head coach for the final seven games of the 2025 season.
[5] Lunney served as the interim head coach for the final two games of 2019 season.
[6] Pittman served as head coach for the first five games of 2025 season.

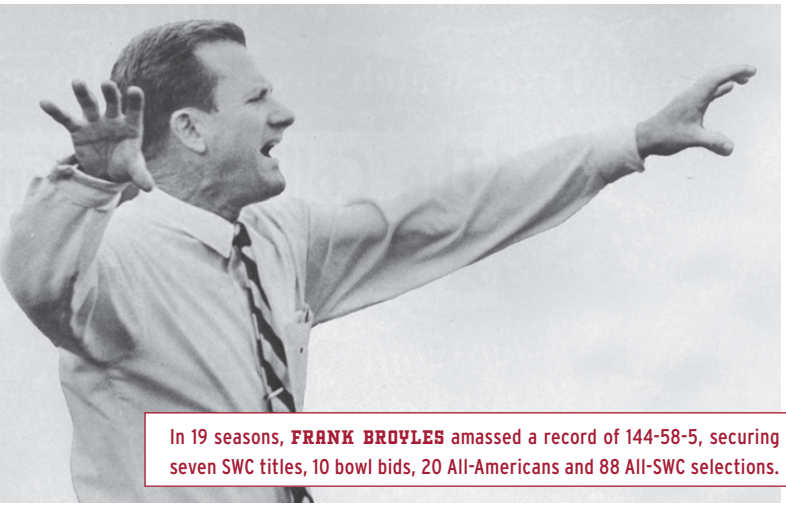

In 19 seasons, **FRANK BROYLES** amassed a record of 144-58-5, securing seven SWC titles, 10 bowl bids, 20 All-Americans and 88 All-SWC selections.

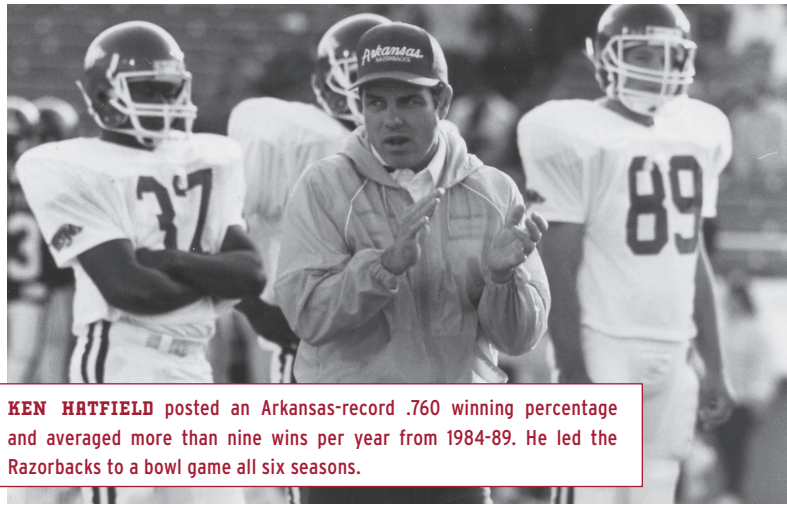

KEN HATFIELD posted an Arkansas-record .760 winning percentage and averaged more than nine wins per year from 1984-89. He led the Razorbacks to a bowl game all six seasons.

SUPERLATIVES

SEASONS

19	Frank Broyles	1958-76
13	Fred Thomsen	1929-41
10	Houston Nutt	1998-2007
7	Francis Schmidt	1922-28
7	Lou Holtz	1977-83
6	Ken Hatfield	1984-89
5+	Sam Pittman	2020-25
5	Hugo Bezdek	1908-12
5	Bret Bielema	2013-17
5	Danny Ford	1993-97

WINS

144	Frank Broyles	144-58-5 [.708]
75	Houston Nutt	75-48-0 [.610]
60	Lou Holtz	60-21-2 [.735]
56	Fred Thomsen	56-61-10 [.480]
55	Ken Hatfield	55-17-1 [.760]
42	Francis Schmidt	42-20-3 [.669]

WINNING PERCENTAGE (MIN. 4 SEASONS)

.760	Ken Hatfield	55-17-1, 6 seasons
.735	Lou Holtz	60-21-2, 7 seasons
.708	Frank Broyles	144-58-5, 19 seasons
.686	Hugo Bezdek	29-13-1, 5 seasons
.669	Francis Schmidt	42-20-3, 7 seasons
.610	Houston Nutt	75-48-0, 10 seasons

BOWLS

10	Frank Broyles	19 seasons
8	Houston Nutt	10 seasons
6	Lou Holtz	7 seasons
6	Ken Hatfield	6 seasons
3	Bret Bielema	5 seasons
3	Bobby Petrino	4 seasons
3	Sam Pittman	5 seasons

SEASON-BY-SEASON RESULTS

NOTES: Home games in ALL CAPS. Rankings at time of game, beginning in 1936, are from The Associated Press. College Football Playoff Rankings during the second half of the regular season for the 2014, 2015 and 2016 seasons.



JOHN C. FUTRALL

1894-96

3 Seasons • 5-2

John C. Futrall served as both manager and head coach of the Arkansas football program during its first three years of existence. For the next 16 years, Futrall served as the team's manager, chairman of the school's athletic committee, or both.

1894 • (2-1)
Captain: Wright Lindsey

DATE	OPPONENT	UA/OPP RK	TV	W	L	T	UA	OPP
Oct. 13	FORT SMITH (ARK.) HS			W			42	0
Oct. 27	FORT SMITH (ARK.) HS			W			38	0
Nov. 22	at Texas				L		0	54

1895 • (1-0)
Captain: Herbert Fishback

DATE	OPPONENT	UA/OPP RK	TV	W	L	T	UA	OPP
Oct. 12	FORT SMITH (ARK.) HS			W			30	0

1896 • (2-1)
Captain: Herbert Fishback

DATE	OPPONENT	UA/OPP RK	TV	W	L	T	UA	OPP
Oct. 3	FORT SMITH (ARK.) HS			W			10	0
Oct. 10	at Fort Smith (Ark.) HS			W			6	2
Oct. 24	at Drury				L		0	34



B.N. WILSON

1897-98

2 Seasons • 4-4-1

The second head coach in the history of Arkansas football, B.N. Wilson guided his teams to two wins in three games in each of his two seasons at the helm.

1897 • (2-0-1)
Captain: Herbert Fishback

DATE	OPPONENT	UA/OPP RK	TV	W	L	T	UA	OPP
Nov. 6	FORT SMITH (ARK.) HS			W			12	0
Nov. 20	at Drury					T	6	6
Nov. 25	at Ouachita Baptist			W			24	0

1898 • (2-1)
Captain: Edward Martin

DATE	OPPONENT	UA/OPP RK	TV	W	L	T	UA	OPP
Oct. 22	DRURY			W			17	0
Nov. 5	at Drury			W			12	6
Nov. 19	at Fort Scott (Kan.) HS				L		8	36



COLBERT SEARLES

1899-1900

2 Seasons • 5-2-2

Colbert Searles directed the Arkansas football program to a 5-2-2 record over a two-year span that included just six different opponents.

1899 • (3-1-1)
Captain: Chester Sloan

DATE	OPPONENT	UA/OPP RK	TV	W	L	T	UA	OPP
Oct. 14	DRURY			W			10	0
Oct. 28	TULSA			W			11	0
Nov. 3	at Tulsa					T	0	0
Nov. 4	at Oklahoma#				L		5	11
Nov. 18	JOPLIN (MO.) HS			W			11	10

 # Shawnee, Okla.

1900 • (2-1-1)
Captain: Ashton Vincenheller

DATE	OPPONENT	UA/OPP RK	TV	W	L	T	UA	OPP
Oct. 27	WEBB CITY (MO.) HS			W			15	0
Nov. 3	at Joplin (Mo.) HS					T	6	6
Nov. 10	PIERCE CITY (MO.)			W			10	0
Nov. 24	at Drury				L		5	17



CHARLES THOMAS

1901-02

2 Seasons • 9-8

Though the schedules still included several high school foes, Charles Thomas' two seasons at the helm of the UA football program were marked by the beginning of the LSU series in 1901 and a 6-3 record in 1902 – his second and final season.

1901 • (3-5)
Captain: Fred Brown

DATE	OPPONENT	UA/OPP RK	TV	W	L	T	UA	OPP
Oct. 12	PIERCE CITY (MO.)				L		0	5
Oct. 19	DRURY			W			22	0
Oct. 26	FORT SCOTT (KAN.) HS				L		6	17
Nov. 2	at Little Rock (Ark.) HS				L		0	5
Nov. 9	TULSA			W			48	0
Nov. 16	KANSAS CITY MEDICS				L		6	10
Nov. 22	at LSU				L		0	15
Nov. 23	at Louisiana Tech			W			16	0

1902 • (6-3)
Captain: Lemuel Bryan

DATE	OPPONENT	UA/OPP RK	TV	W	L	T	UA	OPP
Oct. 4	at Neosho (Mo.) HS			W			6	0
Oct. 11	at Kingfisher (Okla.)			W			15	6
Oct. 13	at Oklahoma				L		0	28
Oct. 22	at Tulsa			W			33	0
Nov. 1	TAHLEQUAH SEMINARY			W			50	0
Nov. 8	at State College of Mo.				L		5	15
Nov. 10	at Pierce City (Mo.)				L		2	24
Nov. 17	FORT SCOTT (KAN.) HS			W			16	0
Nov. 27	MISSOURI-ROLLA			W			11	0



D.A. McDANIEL

1903

1 Season • 3-4

While Arkansas managed just three wins in its only season under D.A. McDaniel, one of those victories was its first ever Oklahoma – a 12-0 win over the Sooners in Fayetteville in the season finale.

1903 • (3-4)
Captain: Henry Ragland

DATE	OPPONENT	UA/OPP RK	TV	W	L	T	UA	OPP
Oct. 10	ST. COLLEGE OF MO.				L		5	10
Oct. 16	at Missouri-Rolla				L		6	17
Oct. 17	at Drury			W			10	6
Oct. 30	at Texas				L		0	15
Oct. 31	at Texas A&M				L		0	6
Nov. 7	FORT SMITH (ARK.) HS			W			17	9
Nov. 21	OKLAHOMA			W			12	0



A.D. BROWN

1904-05

2 Seasons • 6-9

After a 4-3 record in its initial campaign under A.D. Brown, Arkansas managed just two wins in the second and final season of his tenure.

1904 • (4-3)
Captain: Jess Moore

DATE	OPPONENT	UA/OPP RK	TV	W	L	T	UA	OPP
Oct. 15	DRURY				L		0	12
Oct. 22	FORT SCOTT (KAN.) HS			W			22	0
Nov. 4	at Dallas Medics				L		0	5
Nov. 5	at Baylor				L		6	17
Nov. 12	WICHITA STATE			W			12	6
Nov. 19	at Fort Smith (Ark.) HS			W			11	5
Nov. 26	MISSOURI-ROLLA			W			11	10

1905 • (2-6)
Captain: William Jett

DATE	OPPONENT	UA/OPP RK	TV	W	L	T	UA	OPP
Oct. 7	KANSAS				L		0	6
Oct. 14	at Washington (Mo.)				L		0	6
Oct. 16	at Drury				L		0	12
Oct. 26	CHILOCCO (KAN.)			W			6	0
Oct. 31	TEXAS				L		0	4
Nov. 12	TRANSYLVANIA				L		0	6
Nov. 17	at Missouri-Rolla				L		0	16
Nov. 30	KANSAS CITY MEDICS			W			26	0



F.C. LONGMAN

1906-07

2 Seasons • 5-8-3

F.C. Longman was the final faculty member to serve as the football program's volunteer coach. Though the Cardinals suffered five shutouts during his tenure, they also earned a shutout win at Tulane and began Arkansas' series with Tennessee during the 1907 season.

1906 • (2-4-2)
Captain: John S. Wood

DATE	OPPONENT	UA/OPP RK	TV	W	L	T	UA	OPP
Sept. 29	CHILOCCO (KAN.)				L		0	6
Oct. 8	DRURY					T	0	0
Oct. 13	at Kansas				L		5	37
Oct. 30	TEXAS				L		0	11
Nov. 6	SE MISSOURI ST.+			W			12	0
Nov. 10	at Missouri				L		0	11
Nov. 24	at Tulane			W			22	0
Nov. 30	at LSU					T	6	6

+ Little Rock, Ark.

1907 • (3-4-1)
Captain: Clinton Milford

DATE	OPPONENT	UA/OPP RK	TV	W	L	T	UA	OPP
Oct. 5	HASKELL INDIAN NATIONS					T	0	0
Oct. 12	DRURY			W			23	0
Oct. 19	at Drury			W			17	6
Oct. 26	at Saint Louis				L		6	42
Nov. 2	TEXAS				L		6	26
Nov. 9	LSU+				L		12	17
Nov. 16	vs. Tennessee#				L		2	14
Nov. 23	MISSOURI-ROLLA			W			7	5

+ Little Rock, Ark.
 # Memphis, Tenn.



HUGO BEZDEK

1908-12

5 Seasons • 29-13-1

The first full-time, paid coach in Arkansas football history, Hugo Bezdek guided the Cardinals to a 5-4 campaign in his first season. In 1909 he led UA to what is widely regarded as the program's breakthrough season – a 7-0-0 campaign during which Arkansas outscored its foes 186-18. Upon the team's return from a win over LSU in Memphis, Tenn., that season, Bezdek told students his team had played "like a wild band of razorback hogs." The students liked the nickname and officially adopted it prior to the 1910 season.

1908 • (5-4)
Captain: Willis Nelson

DATE	OPPONENT	UA/OPP RK	TV	W	L	T	UA	OPP
Oct. 3	HASKELL INDIAN NATIONS			W			6	0
Oct. 10	OLE MISS			W			33	0
Oct. 17	at Saint Louis				L		0	24
Oct. 24	HENDERSON (ARK.) ST.			W			51	0
Oct. 31	at Oklahoma				L		5	27
Nov. 7	at Texas				L		0	21
Nov. 14	PITTSBURG (KAN.) ST.			W			42	12
Nov. 21	OUACHITA BAPTIST			W			73	0
Nov. 26	LSU+				L		4	36

+ Little Rock, Ark.

1909 • (7-0)
Captain: Stanley Phillip

DATE	OPPONENT	UA/OPP RK	TV	W	L	T	UA	OPP
Oct. 2	HENDERSON (ARK.) ST.			W			24	0
Oct. 16	at Drury			W			12	6
Oct. 23	(3) FAIRMOUNT			W			22	6
Oct. 30	OKLAHOMA			W			21	6
Nov. 13	vs. LSU#			W			16	0
Nov. 15	at Ouachita Baptist			W			55	0
Nov. 25	WASHINGTON (MO.)+			W			34	0

+ Little Rock, Ark.
 # Memphis, Tenn.

SEASON-BY-SEASON RESULTS

1910 • (7-1)
Captain: Steve Creekmore

DATE	OPPONENT	UA/OPP RK	TV	W L T	UA	OPP
Oct. 1	DRURY			W	33	0
Oct. 9	HENDERSON (ARK.) ST.			W	63	0
Oct. 15	KANSAS STATE			L	0	5
Oct. 22	SOUTHWESTERN (TEX.)			W	13	12
Oct. 29	TEXAS A&M			W	5	0
Nov. 5	at Washington (Mo.)			W	50	0
Nov. 15	MISSOURI-ROLLA			W	6	2
Nov. 24	LSU+			W	51	0

+ Little Rock, Ark.

1911 • (6-2-1)
Captain: Dan Estes

DATE	OPPONENT	UA/OPP RK	TV	W L T	UA	OPP
Sept. 30	MISSOURI STATE			W	100	0
Oct. 7	DRURY			W	65	5
Oct. 14	HENDRIX			W	45	0
Oct. 21	at Texas			L	0	12
Oct. 28	at Southwestern (Texas)			T	0	0
Nov. 4	vs. Missouri-Rolla^			W	44	3
Nov. 11	at Kansas State#			L	0	3
Nov. 18	at Washington (Mo.)			W	3	0
Nov. 23	LSU+			W	11	0

+ Little Rock, Ark.
 # Kansas City, Mo.
^ Joplin, Mo.

1912 • (4-6)
Captain: Percy Hinton

DATE	OPPONENT	UA/OPP RK	TV	W L T	UA	OPP
Sept. 28	HENDERSON (ARK.) ST.			W	39	6
Oct. 5	HENDRIX			W	52	0
Oct. 12	OKLAHOMA STATE			L	7	13
Oct. 18	vs. Texas A&M#			L	0	27
Oct. 19	at Baylor			L	0	7
Oct. 26	SOUTHWESTERN (TEX.)			W	25	0
Nov. 2	at Wisconsin			L	7	64
Nov. 9	LSU+			L	6	7
Nov. 16	at Washington (Mo.)			W	13	7
Nov. 21	at Texas			L	0	48

+ Little Rock, Ark.
 # Dallas, Texas

E.T. PICKERING
1913-14

2 Seasons • 11-7

After beginning his tenure 5-0 en route to a 7-2-0 debut season, E.T. Pickering's second and final season at the helm of the UA program is best known for a contest against Ole Miss that is still disputed more than a century later. Arkansas claims a 1-0 forfeit victory due to the Rebels' use of an ineligible player Ole Miss denies the allegation and claims a 13-7 win on the field. The dispute led to the suspension of the series until 1924.

1913 • (7-2)
Captain: Russell May

DATE	OPPONENT	UA/OPP RK	TV	W L T	UA	OPP
Oct. 3	HENDERSON (ARK.) ST.			W	3	0
Oct. 11	HENDRIX			W	26	0
Oct. 18	OKLAHOMA STATE			W	3	0
Oct. 25	BAYLOR			W	34	0
Nov. 1	AUSTIN^			W	26	7
Nov. 8	vs. LSU#			L	7	12
Nov. 15	OLE MISS+			L	10	21
Nov. 17	at Ouachita Baptist			W	14	3
Nov. 27	at Tulane			W	14	0

+ Little Rock, Ark.
 # Shreveport, La.
^ Fort Smith, Ark.

1914 • (4-5)
Captain: James Rudd

DATE	OPPONENT	UA/OPP RK	TV	W L T	UA	OPP
Oct. 3	HENDRIX			W	13	7
Oct. 10	OUACHITA BAPTIST			L	9	15
Oct. 17	SAINT LOUIS			W	26	0
Oct. 24	MISSOURI-ROLLA			L	0	44
Oct. 31	OKLAHOMA SATTE			L	0	46
Nov. 7	vs. LSU#			W	20	12
Nov. 14	OLE MISS+~			W	1	0
Nov. 21	at Oklahoma^			L	7	35
Nov. 28	at Drury			L	7	28

+ Little Rock, Ark.
 # Shreveport, La.
^ Oklahoma City, Okla.
~ Arkansas victory by forfeit



T.T. McCONNELL
1915-16

2 Seasons • 8-6-1

The beginning of T.T. McConnell's tenure as head coach at Arkansas coincided with the inaugural season of Southwest Conference football. After a 4-2-1 debut in 1915 and four-consecutive wins to open the 1916 season, McConnell's tenure culminated with consecutive losses to LSU, Texas, Oklahoma and Mississippi State.

ARKANSAS BEGINS SOUTHWEST CONFERENCE PLAY

1915 • (4-2-1, 1-1 SWC - T-3rd)
Captain: James Rudd

DATE	OPPONENT	UA/OPP RK	TV	W L T	UA	OPP
Oct. 2	HENDRIX			W	41	0
Oct. 9	OUACHITA BAPTIST			W	13	9
Oct. 16	OKLAHOMA STATE*^			W	14	9
Oct. 30	at Saint Louis			T	0	0
Nov. 6	vs. LSU#			L	7	13
Nov. 14	OKLAHOMA*			L	0	24
Nov. 20	MISSOURI-ROLLA			W	46	0

** Southwest Conference game*
 # Shreveport, La.
^ Fort Smith, Ark.

1916 • (4-4, 0-2 SWC - T-5th)
Captain: Chris Reichardt

DATE	OPPONENT	UA/OPP RK	TV	W L T	UA	OPP
Sept. 30	PITTSBURG (KAN.) ST.			W	34	20
Oct. 7	HENDRIX			W	58	0
Oct. 14	EASTERN OKLAHOMA STATE			W	82	0
Oct. 21	MISSOURI-ROLLA			W	60	0
Nov. 4	vs. LSU#			L	7	17
Nov. 18	at Texas*			L	0	52
Nov. 23	OKLAHOMA*^			L	13	14
Nov. 25	vs. Mississippi State&			L	7	20

**Southwest Conference game*
 # Shreveport, La.
^ Fort Smith, Ark.
& Memphis, Tenn.



NORMAN PAINE
1917-18

2 Seasons • 8-3-1

Only a loss at Texas in the season finale prevented Norman Paine from an undefeated record in his first season, which began with five consecutive wins. His 1917 win over LSU was Arkansas' only victory against the Tigers in six games from 1915 to 1921. After playing the Sooners to a scoreless tie in 1917, Paine's 1918 team suffered the worst defeat in school history – a 103-0 loss at Oklahoma.

1917 • (5-1-1, 0-1-1 SWC - 6th)
Captain: Gene Davidson

DATE	OPPONENT	UA/OPP RK	TV	W L T	UA	OPP
Oct. 6	CENTRAL MISSOURI ST.			W	34	0
Oct. 13	HENDRIX			W	19	0
Oct. 20	MISSOURI-ROLLA			W	32	0
Oct. 27	TULSA			W	19	7
Nov. 3	vs. LSU#			W	14	0
Nov. 10	OKLAHOMA*^			T	0	0
Nov. 17	at Texas*			L	0	20

** Southwest Conference game*
 # Shreveport, La.
^ Fort Smith, Ark.

1918 • (3-2, 0-1 SWC - T-6th)
Captain: Paul Gold

DATE	OPPONENT	UA/OPP RK	TV	W L T	UA	OPP
Sept. 28	CAMP PIKE			L	0	6
Oct. 5	MISSOURI-ROLLA			W	6	0
Oct. 19	at Oklahoma*			L	0	103
Oct. 26	TULSA			W	23	6
Nov. 2	at Missouri State			W	12	6

** Southwest Conference game*



J.B. CRAIG
1919

1 Season • 3-4

Although J.B. Craig's only season included a lopsided 63-7 loss to Tulsa (then known as Henry Kendall), it concluded with a 7-6 win over Oklahoma in the Razorbacks' most recent home meeting with the Sooners. The win avenged the 103-0 loss in Norman, Okla., the year before.

1919 • (3-4, 1-2 SWC - 5th)
Captain: James Coleman

DATE	OPPONENT	UA/OPP RK	TV	W L T	UA	OPP
Oct. 11	HENDRIX			W	7	0
Oct. 18	MISSOURI-ROLLA			W	20	0
Oct. 25	vs. LSU#			L	0	20
Nov. 1	TULSA			L	7	63
Nov. 8	at Texas*			L	7	35
Nov. 15	OKLAHOMA*			W	7	6
Nov. 22	at Rice*			L	7	40

** Southwest Conference game*
 # Shreveport, La.



G.W. McLAREN
1920-21

2 Seasons • 8-5-3

G.W. McLaren's Razorback teams yielded just 19 points in the six Southwest Conference games during his two-year tenure. His inaugural Arkansas team in 1920 shut out SWC foes SMU, Phillips and Rice en route to a 2-0-1 league mark. Because the SWC did not count ties toward winning percentage until 1925, the 1920 team is credited with a 1.000 league winning percentage but was not credited with a share of the league title won by Texas with a 5-0 conference mark.

1920 • (3-2-2, 2-0-1 SWC - T-1st)
Captain: J. Tate McGill

DATE	OPPONENT	UA/OPP RK	TV	W L T	UA	OPP
Oct. 9	HENDRIX			T	0	0
Oct. 16	TCU			L	2	19
Oct. 23	at SMU*			W	6	0
Oct. 30	MISSOURI-ROLLA			W	14	0
Nov. 6	vs. LSU#			L	0	3
Nov. 13	at Phillips*			W	20	0
Nov. 20	at Rice*			T	0	0

** Southwest Conference game*
 # Shreveport, La.

1921 • (5-3-1, 2-1 SWC - 3rd)
Captain: Ben Winkleman

DATE	OPPONENT	UA/OPP RK	TV	W L T	UA	OPP
Oct. 1	HENDRIX			W	28	0
Oct. 8	DRURY			W	40	0
Oct. 15	vs. Ouachita Baptist+			W	28	0
Oct. 22	at Oklahoma State*			L	0	7
Oct. 29	SMU*^			W	14	0
Nov. 5	vs. LSU#			L	7	10
Nov. 12	PHILLIPS			T	0	0
Nov. 19	BAYLOR*			W	13	12
Nov. 24	at TCU			L	14	19

** Southwest Conference game*
+ Little Rock, Ark.
 # Shreveport, La.
^ Fort Smith, Ark.

SEASON-BY-SEASON RESULTS



FRANCIS SCHMIDT

1922-28

7 Seasons • 42-20-3

Led by George Cole, Glen Rose and Wear Schoonover, Francis Schmidt's 1927 Razorback team won a then-school-record eight games. After guiding the Hogs to a 7-2 campaign in 1928, Schmidt left UA to take over the TCU program.

1922 • (5-4, 1-3 SWC - 6th)
Captain: Clarence Smith

DATE	OPPONENT	UA/OPP RK	TV	W L T	UA	OPP
Sept. 30	HENDRIX			W	39	0
Oct. 7	DRURY			W	22	0
Oct. 14	vs. Ouachita Baptist+			L	7	13
Oct. 21	at Baylor*			L	13	60
Oct. 28	vs. LSU#			W	40	6
Nov. 4	TULSA~			W	1	0
Nov. 11	at Rice*			L	7	31
Nov. 18	SMU (HC)*			W	9	0
Nov. 30	OKLAHOMA STATE*^			L	0	13

** Southwest Conference game*
+ Little Rock, Ark.
 # Shreveport, La.
^ Fort Smith, Ark.
~ Arkansas victory by forfeit

1923 • (6-2-1, 2-2 SWC - T-4th)
Captain: Sam Coleman

DATE	OPPONENT	UA/OPP RK	TV	W L T	UA	OPP
Sept. 29	CENTRAL ARKANSAS			W	32	0
Oct. 6	DRURY			W	26	0
Oct. 13	RICE*			W	23	0
Oct. 20	BAYLOR*			L	0	14
Oct. 27	vs. LSU#			W	26	13
Nov. 3	OUACHITA BAPTIST (HC)			T	0	0
Nov. 10	at SMU*			L	6	13
Nov. 24	vs. Phillips&			W	32	0
Dec. 1	OKLAHOMA STATE*^			W	13	0

** Southwest Conference game*
 # Shreveport, La.
& Muskogee, Okla.
^ Fort Smith, Ark.

1924 • (7-2-1, 1-2-1 SWC - 7th)
Captain: Yandell Rogers

DATE	OPPONENT	UA/OPP RK	TV	W L T	UA	OPP
Sept. 27	NORTHEASTERN STATE			W	54	6
Oct. 4	MISSOURI STATE			W	47	0
Oct. 11	HENDRIX			W	34	3
Oct. 18	at Baylor*			L	0	13
Oct. 25	OLE MISS*+			W	20	0
Nov. 1	vs. LSU#			W	10	7
Nov. 8	SMU (HC)*			T	14	14
Nov. 15	PHILLIPS^			W	28	6
Nov. 21	at Oklahoma State*			L	0	20
Nov. 27	TCU*			W	20	0

** Southwest Conference game*
+ Little Rock, Ark.
 # Shreveport, La.
^ Fort Smith, Ark.

1925 • (4-4-1, 2-2-1 SWC- T4th)
Captain: Brad Scott

DATE	OPPONENT	UA/OPP RK	TV	W L T	UA	OPP
Oct. 3	at Iowa			L	0	26
Oct. 10	OKLAHOMA BAPTIST			L	0	6
Oct. 17	at Rice*			L	9	13
Oct. 24	PHILLIPS			W	45	0
Oct. 31	vs. LSU*#			W	12	0
Nov. 7	at SMU*			T	0	0
Nov. 14	at TCU*			L	0	3
Nov. 21	OKLAHOMA STATE (HC)*			W	9	7
Nov. 26	at Tulsa			W	20	7

** Southwest Conference game*
 # Shreveport, La.
NOTE: The LSU and Oklahoma State games were officially recognized as conference games

1926 • (5-5, 2-2 SWC - T-3rd)
Captain: Herman Boozman

DATE	OPPONENT	UA/OPP RK	TV	W L T	UA	OPP
Sept. 26	CENTRAL ARKANSAS			W	60	0
Oct. 2	OLE MISS*			W	21	6
Oct. 9	at Oklahoma			L	6	13
Oct. 16	vs. Hendrix+			W	14	7
Oct. 23	CENTENARY*			W	33	6
Oct. 30	at Kansas State			L	7	16
Nov. 6	vs. LSU*#			L	0	14
Nov. 12	TCU (HC)*			L	7	10
Nov. 19	at Oklahoma State			W	24	2
Nov. 25	at Tulsa			L	7	14

** Southwest Conference game*
+ Little Rock, Ark.
 # Shreveport, La.
NOTE: The Ole Miss, Centenary and LSU games were officially recognized as conference games

1927 • (8-1, 3-1 SWC - 3rd)
Captain: Eusell Coleman

DATE	OPPONENT	UA/OPP RK	TV	W L T	UA	OPP
Oct. 1	COLLEGE OF THE OZARKS			W	32	0
Oct. 8	BAYLOR*			W	13	6
Oct. 15	at Texas A&M*			L	6	40
Oct. 22	MISSOURI-ROLLA			W	34	0
Oct. 29	LSU*#			W	28	0
Nov. 5	at TCU*			W	10	3
Nov. 12	OKLAHOMA STATE (HC)			W	33	20
Nov. 19	AUSTIN			W	42	0
Nov. 26	vs. Hendrix+			W	20	7

** Southwest Conference game*
+ Little Rock, Ark.
 # Shreveport, La.
NOTE: The LSU game was officially recognized as a conference game

1928 • (7-2, 3-1 SWC - 2nd)
Captain: Alva Winters

DATE	OPPONENT	UA/OPP RK	TV	W L T	UA	OPP
Sept. 29	at Ole Miss			L	0	25
Oct. 6	COLLEGE OF THE OZARKS			W	21	0
Oct. 13	vs. Baylor*^			W	14	0
Oct. 27	at Texas*			L	7	20
Oct. 29	TEXAS A&M (HC)*			W	27	12
Nov. 3	vs. LSU*#			W	7	0
Nov. 17	MISSOURI-ROLLA			W	45	6
Nov. 24	OKLAHOMA BAPTIST			W	57	0
Nov. 29	SOUTHWESTERN			W	73	0

**Southwest Conference game*
 # Shreveport, La.
^ Texarkana, Ark.
NOTE: The LSU game was officially recognized as a conference game



FRED THOMSEN

1929-41

13 Seasons • 56-60-10

Still the second-longest tenured head coach in Arkansas football history, Fred Thomsen was an offensive innovator who made the passing game an integral part of the UA attack. He led the Hogs to what would have been their first Southwest Conference title in 1933 only to vacate the championship for using an ineligible player. All-SWC performances by Jack Robbins and Jim Benton helped the Hogs to the SWC crown in 1936 and a tie for 18th in the final Associated Press poll in its first year of existence.

1929 • (7-2, 3-2 SWC - 3rd)
Captain: Clarence Gels

DATE	OPPONENT	UA/OPP RK	TV	W L T	UA	OPP
Sept. 28	COLLEGE OF THE OZARKS			W	37	0
Oct. 5	HENDERSON (ARK.) ST			W	30	7
Oct. 12	TEXAS*			L	0	27
Oct. 19	at Baylor*			L	20	31
Oct. 26	at Texas A&M*			W	14	13
Nov. 2	LSU#*			W	32	0
Nov. 9	EAST CENTRAL OKLAHOMA			W	52	7
Nov. 16	CENTENARY (HC)			W	13	2
Nov. 28	at Oklahoma State*			W	32	6

** Southwest Conference game*
 # Shreveport, La.
NOTE: The LSU and Oklahoma State games were officially recognized as conference games

1930 • (3-6, 2-2 SWC - T-4th)
Captain: Milan Creighton

DATE	OPPONENT	UA/OPP RK	TV	W L T	UA	OPP
Sept. 27	COLLEGE OF THE OZARKS			W	27	0
Oct. 4	at Tulsa			L	6	26
Oct. 11	at TCU*			L	0	40
Oct. 18	RICE (HC)*			W	7	6
Oct. 25	TEXAS A&M*+			W	13	0
Nov. 1	vs. LSU#			L	12	27
Nov. 8	OKLAHOMA STATE			L	0	26
Nov. 15	BAYLOR*			L	7	22
Nov. 27	at Centenary			L	6	7

** Southwest Conference game*
+ Little Rock, Ark.
 # Shreveport, La.

1931 • (3-5-1, 0-4 SWC - 7th)
Captain: Earl Secrest

DATE	OPPONENT	UA/OPP RK	TV	W L T	UA	OPP
Sept. 26	COLLEGE OF THE OZARKS			W	13	6
Oct. 3	HENDRIX			W	19	0
Oct. 10	SMU*			L	6	42
Oct. 17	at Baylor*			L	7	19
Oct. 24	vs. LSU#			L	6	13
Oct. 31	TCU (HC)*			L	0	7
Nov. 3	at Chicago			T	13	13
Nov. 21	at Rice*			L	12	26
Nov. 26	at Centenary			W	6	0

** Southwest Conference game*
 # Shreveport, La.

1932 • (1-6-2, 1-4 SWC - 7th)
Captain: Judson Irwin

DATE	OPPONENT	UA/OPP RK	TV	W L T	UA	OPP
Sept. 24	HENDRIX			T	0	0
Oct. 1	MISSOURI-ROLLA			L	19	20
Oct. 8	at TCU*			L	12	34
Oct. 15	BAYLOR*+			W	20	6
Oct. 22	vs. LSU#			L	0	14
Nov. 5	RICE (HC)*			L	7	13
Nov. 12	at SMU*			L	7	13
Nov. 18	TEXAS*			L	0	34
Nov. 26	at Centenary			T	0	0

** Southwest Conference game*
+ Little Rock, Ark.
 # Shreveport, La.

1933 • (7-3-1, 4-1 SWC - 1st)
Captain: Lewis Johnson

DATE	OPPONENT	UA/OPP RK	TV	W L T	UA	OPP
Sept. 23	COLLEGE OF THE OZARKS			W	40	0
Sept. 30	OKLAHOMA BAPTIST			W	42	7
Oct. 7	TCU*			W	13	0
Oct. 14	BAYLOR*+			W	19	7
Oct. 21	at LSU#			L	0	20
Oct. 28	SMU (HC)*			W	3	0
Nov. 11	at Rice*			L	6	7
Nov. 18	HENDRIX			W	63	0
Nov. 24	at Texas*			W	20	6
Nov. 30	at Tulsa			L	0	7
Jan. 1	vs. Centenary>			T	7	7

** Southwest Conference game*
+ Little Rock, Ark.
 # Shreveport, La.
> Dixie Classic (Dallas, Texas)
NOTE: No SWC champion recognized in 1933

1934 • (4-4-2, 2-3-1 SWC - 5th)
Captain: W. R. Benton

DATE	OPPONENT	UA/OPP RK	TV	W L T	UA	OPP
Sept. 29	COLLEGE OF THE OZARKS			W	13	0
Oct. 6	at TCU*			W	24	10
Oct. 13	BAYLOR*+			W	6	0
Oct. 20	vs. LSU#			L	0	16
Oct. 27	MISSOURI-ROLLA			W	20	0
Nov. 3	at Texas A&M*			T	7	7
Nov. 10	RICE (HC)*			L	0	7
Nov. 17	at SMU*			L	6	10
Nov. 23	TEXAS*			L	12	19
Nov. 29	at Tulsa			T	7	7

** Southwest Conference game*
+ Little Rock, Ark.
 # Shreveport, La.

SEASON-BY-SEASON RESULTS

1935 • (5-5, 2-4 SWC - 5th)
Captain: Choice Rucker

DATE	OPPONENT	UA/OPP RK	TV	W L T	UA	OPP
Sept. 28	PITTSBURG (KAN.) ST.			W	12	0
Oct. 5	TCU*			L	7	13
Oct. 12	at Baylor*			L	6	13
Oct. 19	vs. LSU#			L	7	13
Oct. 26	COLLEGE OF THE OZARKS			W	51	6
Nov. 2	TEXAS A&M*+			W	14	7
Nov. 8	at Rice*			L	7	20
Nov. 16	SMU (HC)*			L	6	17
Nov. 22	at Texas*			W	28	13
Nov. 28	at Tulsa			W	14	7

** Southwest Conference game*
 # Shreveport, La.
+ Little Rock, Ark.

1936 • (7-3, 5-1 SWC - 1st)
SWC CHAMPION • T-18th AP
Captain: Clifford Van Sickle

DATE	OPPONENT	UA/OPP RK	TV	W L T	UA	OPP
Sept. 26	PITTSBURG (KAN.) ST.			W	53	0
Oct. 3	at TCU*			L	14	18
Oct. 10	BAYLOR*			W	14	10
Oct. 16	at George Washington			L	6	13
Oct. 24	vs. LSU#	NR/13		L	7	19
Oct. 31	at Texas A&M*			W	18	0
Nov. 7	RICE (HC)*			W	20	14
Nov. 14	at SMU*	NR/19		W	17	0
Nov. 26	at Tulsa			W	23	13
Dec. 3	TEXAS*+	18/NR		W	6	0

** Southwest Conference game*
+ Little Rock, Ark.
 # Shreveport, La.

1937 • (6-2-2, 3-2-1 SWC - 3rd)
T-14th AP
Captains: Jack Robbins, Jim Benton

DATE	OPPONENT	UA/OPP RK	TV	W L T	UA	OPP
Sept. 25	CENTRAL (OKLA.) ST.			W	25	0
Oct. 2	TCU*			T	7	7
Oct. 9	at Baylor*			L	14	20
Oct. 16	at Texas*			W	21	10
Oct. 23	SMU*^			W	13	0
Oct. 30	TEXAS A&M (HC)*	20/NR		W	26	13
Nov. 6	at Rice*	16/NR		L	20	26
Nov. 13	vs. Ole Miss#	20/NR		W	32	6
Nov. 20	GEORGE WASHINGTON+			T	0	0
Nov. 25	at Tulsa			W	28	7

** Southwest Conference game*
+ Little Rock, Ark.
 # Memphis, Tenn.
^ Fort Smith, Ark.

1938 • (2-7-1, 1-5 SWC - 7th)
Captain: Lloyd Woodell

DATE	OPPONENT	UA/OPP RK	TV	W L T	UA	OPP
Sept. 24	OKLAHOMA STATE			W	27	7
Oct. 1	at TCU*			L	14	21
Oct. 8	BAYLOR*			L	6	9
Oct. 15	TEXAS*+			W	42	6
Oct. 22	at Santa Clara	NR/6		L	6	21
Oct. 29	at Texas A&M*			L	7	13
Nov. 5	RICE (HC)*			L	0	3
Nov. 12	at SMU*			L	6	19
Nov. 16	Ole Miss#			L	14	20
Nov. 24	at Tulsa			T	6	6

** Southwest Conference game*
+ Little Rock, Ark.
 # Memphis, Tenn.

1939 • (4-5-1, 2-3-1 SWC - 5th)
Captains: Kay Eakin, Ray Cole

DATE	OPPONENT	UA/OPP RK	TV	W L T	UA	OPP
Sept. 23	CENTRAL STATE COLLEGE			W	32	6
Sept. 30	vs. Mississippi State#			L	0	19
Oct. 7	TCU*			W	14	13
Oct. 14	at Baylor*			L	7	19
Oct. 21	at Texas*			L	13	14
Oct. 28	at Villanova			L	0	7
Nov. 4	TEXAS A&M (HC)*	NR/5		L	0	27
Nov. 11	at Rice*			T	12	12
Nov. 17	SMU*+	NR/17		W	14	0
Nov. 30	at Tulsa			W	23	0

** Southwest Conference game*
+ Little Rock, Ark.
 # Memphis, Tenn.

1940 • (4-6, 1-5 SWC - 6th)
Captains: A.J. Yates, Howard Hickey

DATE	OPPONENT	UA/OPP RK	TV	W L T	UA	OPP
Sept. 28	E. CENTRAL (OKLA.) ST.			W	38	0
Oct. 5	at TCU*			L	0	20
Oct. 12	BAYLOR*			W	12	6
Oct. 19	TEXAS*+	NR/14		L	0	21
Oct. 26	vs. Ole Miss#			W	21	20
Nov. 2	at Texas A&M*	NR/5		L	0	17
Nov. 9	RICE (HC)*			L	7	14
Nov. 16	at SMU*	NR/20		L	0	28
Nov. 21	at Fordham	NR/15		L	7	27
Nov. 28	at Tulsa			W	27	21

** Southwest Conference game*
+ Little Rock, Ark.
 # Memphis, Tenn.

1941 • (3-7, 0-6 SWC - 7th)
Captain: Daryl Cato

DATE	OPPONENT	UA/OPP RK	TV	W L T	UA	OPP
Sept. 27	E. CENTRAL (OKLA.) ST.			W	56	0
Oct. 4	TCU*			L	0	9
Oct. 11	at Baylor*			L	7	20
Oct. 18	at Texas*	NR/2		L	14	48
Oct. 24	at Detroit			W	9	6
Nov. 1	TEXAS A&M*+	NR/5		L	0	7
Nov. 8	at Rice*			L	12	21
Nov. 15	SMU (HC)*			L	7	14
Nov. 22	vs. Ole Miss#			L	0	18
Nov. 27	at Tulsa			W	13	6

** Southwest Conference game*
+ Little Rock, Ark.
 # Memphis, Tenn.



GEORGE COLE

1942

1 Season • 3-7

The first of just two Arkansas graduates to serve as head football coach at his alma mater, George Cole went on to serve as athletic director at the school from 1970 to 1972. An All-Southwest Conference quarterback and a shortstop on the UA baseball team during his collegiate career, Cole began his administrative career as a line coach for the Razorbacks in 1936 and served as assistant athletic director under John Barnhill. Arkansas' baseball facility, Baum Stadium at George Cole Field, bears his name.

1942 • (3-7, 0-6 SWC - 7th)
Captains: Clayton Wynne, Robert Forte

DATE	OPPONENT	UA/OPP RK	TV	W L T	UA	OPP
Sept. 26	WICHITA STATE			W	27	0
Oct. 3	at TCU*			L	6	13
Oct. 10	BAYLOR*			L	7	20
Oct. 17	TEXAS*+	NR/20		L	6	47
Oct. 24	vs. Ole Miss#			W	7	6
Oct. 31	at Texas A&M*			L	0	41
Nov. 7	RICE (HC)*			L	9	40
Nov. 14	at SMU*			L	6	14
Nov. 21	at Detroit			W	14	7
Nov. 26	at Tulsa	NR/6		L	7	40

** Southwest Conference game*
+ Little Rock, Ark.
 # Memphis, Tenn.



JOHN TOMLIN

1943

1 Season • 2-7

The Razorbacks managed just two wins and tied for fifth place in the Southwest Conference in their only season under John Tomlin. His brief tenure ended with one of the most lopsided losses in UA history, a 61-0 loss at Tulsa.

1943 • (2-7, 1-4 SWC - T-5th)
Captains: Lamar Dingler, Ben Jones

DATE	OPPONENT	UA/OPP RK	TV	W L T	UA	OPP
Sept. 25	MISSOURI-ROLLA			W	59	0
Oct. 2	TCU*+			L	0	13
Oct. 9	MONTICELLO NAVY			L	12	20
Oct. 16	at Texas*			L	0	34
Oct. 30	TEXAS A&M (HC)*	NR/19		L	0	13
Nov. 6	at Rice*			L	7	20
Nov. 13	at SMU*#			W	14	12
Nov. 19	OKLAHOMA STATE^			L	13	19
Nov. 25	at Tulsa	NR/20		L	0	61

** Southwest Conference game*
+ Little Rock, Ark.
 # San Antonio, Texas
^ Fort Smith, Ark.



GLEN ROSE

1944-45

2 Seasons • 8-12-1

While guiding the Razorback football program through the final years of the World War II era, Glen Rose recorded back-to-back wins over Ole Miss and directed the Hogs in their most recent game against an in-state opponent – a 41-0 win over Arkansas-Monticello (then known as Arkansas A&M) in the 1944 season finale.

1944 • (5-5-1, 2-2-1 SWC - 3rd)
Captains: Lamar Dingler, James Young

DATE	OPPONENT	UA/OPP RK	TV	W L T	UA	OPP
Sept. 23	at Missouri^			W	7	6
Sept. 29	at Oklahoma State&			L	0	19
Oct. 7	at TCU*			T	6	6
Oct. 14	NORMAN NAVY			L	7	27
Oct. 21	TEXAS*+			L	0	19
Oct. 28	vs. Ole Miss#			W	26	18
Nov. 4	at Texas A&M*			W	7	6
Nov. 11	RICE (HC)*			W	12	7
Nov. 18	at SMU*			L	12	20
Nov. 23	at Tulsa			L	2	33
Dec. 2	ARKANSAS-MONTICELLO			W	41	0

** Southwest Conference game*
+ Little Rock, Ark.
 # Memphis, Tenn.
^ St. Louis, Mo.
& Oklahoma City, Okla.

1945 • (3-7, 1-5 SWC - 7th)
Captains: Earl Wheeler, Henry Ford

DATE	OPPONENT	UA/OPP RK	TV	W L T	UA	OPP
Sept. 22	at Barksdale AFB#			W	12	6
Sept. 29	OKLAHOMA STATE			L	14	19
Oct. 6	TCU*			W	27	14
Oct. 13	at Baylor*			L	13	23
Oct. 20	TEXAS*+	NR/10		L	7	34
Oct. 27	vs. Ole Miss^			W	19	0
Nov. 3	TEXAS A&M (HC)*			L	0	34
Nov. 10	at Rice*			L	7	26
Nov. 17	at SMU*			L	0	21
Nov. 23	at Tulsa	NR/17		L	13	45

** Southwest Conference game*
+ Little Rock, Ark.
 # Shreveport, La.
^ Memphis, Tenn.



JOHN BARNHILL

1946-49

4 Seasons • 22-17-3

Widely credited with uniting the state of Arkansas behind the Razorback program, John Barnhill led UA to a share of the Southwest Conference title and its first Cotton Bowl berth in the first of his four seasons before retiring from coaching to focus on his duties as athletic director. His coaching tenure included the debut of War Memorial Stadium in Little Rock, Ark., the Hogs' second and third bowl appearances and the recruitment of 1948 All-American and Olympic silver medal winner Clyde Scott.

1946 • (6-3-2, 5-1 SWC - T-1st)
SWC CO-CHAMPION • 16th AP
Captain: Joyce Pipkin

DATE	OPPONENT	UA/OPP RK	TV	W L T	UA	OPP
Sept. 21	N'WESTERN (LA.) ST			W	21	14
Sept. 28	at Oklahoma State			T	21	21
Oct. 5	at TCU*			W	34	14
Oct. 12	BAYLOR*	18/NR		W	13	0
Oct. 19	at Texas*	14/3		L	0	20
Oct. 26	vs. Ole Miss#			L	7	9
Nov. 2	at Texas A&M*			W	7	0
Nov. 9	RICE*+	NR/5		W	7	0
Nov. 16	SMU (HC)*	17/NR		W	13	0
Nov. 28	at Tulsa	10/NR		L	13	14
Jan. 1	vs. LSU>	16/8		T	0	0

** Southwest Conference game*
+ Little Rock, Ark.
 # Memphis, Tenn.
> 1947 Cotton Bowl (Dallas, Texas)

SEASON-BY-SEASON RESULTS

1947 • (6-4-1, 1-4-1 SWC – T-5th)
Captain: James Minor

DATE	OPPONENT	UA/OPP RK	TV	W L T	UA	OPP
Sept. 20	N'WESTERN (LA.) ST.			W	64	0
Sept. 27	NORTH TEXAS+			W	12	0
Oct. 4	TCU*			W	6	0
Oct. 11	at Baylor*			L	9	17
Oct. 18	vs. Texas*#	NR/3		L	6	21
Oct. 25	vs. Ole Miss#			W	19	14
Nov. 1	TEXAS A&M (HC)*			T	21	21
Nov. 8	at Rice*			L	0	26
Nov. 15	at SMU*	NR/4		L	6	14
Nov. 27	at Tulsa			W	27	13
Jan. 1	vs. William & Mary>	NR/14		W	21	19

** Southwest Conference game*
+ Little Rock, Ark.
 # Memphis, Tenn.
> 1948 Dixie Bowl (Birmingham, Ala.)

1948 • (5-5, 2-4 SWC – 5th)
Captain: Clyde Scott

DATE	OPPONENT	UA/OPP RK	TV	W L T	UA	OPP
Sept. 18	ABILENE CHRISTIAN+			W	40	6
Sept. 25	EAST TEXAS STATE			W	46	7
Oct. 2	at TCU*		NA	W	27	14
Oct. 9	BAYLOR*	13/NR		L	7	23
Oct. 16	at Texas*			L	6	14
Oct. 30	at Texas A&M*			W	28	6
Nov. 6	RICE*+			L	6	25
Nov. 13	SMU (HC)*	NR/7		L	12	14
Nov. 20	TULSA+			W	55	18
Nov. 27	WILLIAM & MARY+	NR/20		L	0	19

** Southwest Conference game*
+ Little Rock, Ark.

1949 • (5-5, 2-4 SWC – 6th)
Captain: Alvin Duke

DATE	OPPONENT	UA/OPP RK	TV	W L T	UA	OPP
Sept. 24	NORTH TEXAS+			W	33	19
Oct. 1	TCU*			W	27	7
Oct. 8	at Baylor*			L	13	35
Oct. 15	TEXAS*+	NR/16		L	14	27
Oct. 22	at Vanderbilt			W	7	6
Oct. 29	TEXAS A&M (HC)*			W	27	6
Nov. 5	at Rice*	NR/8		L	0	14
Nov. 12	at SMU*	NR/12		L	6	34
Nov. 19	WILLIAM & MARY+			L	0	20
Nov. 26	TULSA			W	40	7

** Southwest Conference game*
+ Little Rock, Ark.



OTIS DOUGLAS
1950-52
3 Seasons • 9-21

Despite personnel that included future NFL stars Fred Williams, Dave "Hawg" Hanner, Pat Summerall, Lamar McHan, Floyd Sagely and Lewis Carpenter, the Razorbacks managed just nine wins during Douglas' three-year tenure. The highlight of his stay was a 16-14 win over Texas in 1951 – the Razorbacks' first win over the Longhorns in Fayetteville.

1950 • (2-8, 1-5 SWC – 7th)
Captain: George Eckert

DATE	OPPONENT	UA/OPP RK	TV	W L T	UA	OPP
Sept. 23	OKLAHOMA STATE+			L	7	12
Sept. 30	NORTH TEXAS			W	50	6
Oct. 7	at TCU*			L	6	13
Oct. 14	BAYLOR*			W	27	6
Oct. 21	at Texas*	NR/7		L	14	19
Oct. 28	VANDERBILT+			L	13	14
Nov. 4	at Texas A&M*			L	13	42
Nov. 11	RICE (HC)*			L	6	9
Nov. 18	SMU*+	NR/14		L	7	14
Nov. 23	at Tulsa			L	13	28

** Southwest Conference game*
+ Little Rock, Ark.

1951 • (5-5, 2-4 SWC – 6th)
Captains: Dave Hanner, Pat Summerall

DATE	OPPONENT	UA/OPP RK	TV	W L T	UA	OPP
Sept. 22	at Oklahoma State			W	42	7
Sept. 29	ARIZONA STATE			W	30	13
Oct. 6	TCU*+			L	7	17
Oct. 13	at Baylor*	NR/12		L	7	9
Oct. 20	TEXAS*	NR/4		W	16	14
Oct. 27	SANTA CLARA+	19/NR		L	12	21
Nov. 3	TEXAS A&M (HC)*	NR/18		W	33	21
Nov. 10	at Rice*	20/NR		L	0	6
Nov. 17	at SMU*			L	7	47
Nov. 24	TULSA+			W	24	7

** Southwest Conference game*
+ Little Rock, Ark.

1952 • (2-8, 1-5 SWC – 7th)
Captains: Dean Pryor, Buddy Sutton

DATE	OPPONENT	UA/OPP RK	TV	W L T	UA	OPP
Sept. 20	OKLAHOMA STATE+			W	22	20
Sept. 27	HOUSTON			L	7	17
Oct. 4	at TCU*			L	7	13
Oct. 11	BAYLOR*+			W	20	17
Oct. 18	at Texas*			L	7	44
Oct. 25	OLE MISS+			L	7	34
Nov. 1	at Texas A&M*			L	12	31
Nov. 8	RICE*			L	33	35
Nov. 15	SMU (HC)*			L	17	27
Nov. 22	at Tulsa			L	34	44

** Southwest Conference game*
+ Little Rock, Ark.



BOWDEN WYATT
1953-54
2 Seasons • 11-10

After an inauspicious 3-7-0 mark in his initial campaign, Bowden Wyatt led the "25 Little Pigs" to Arkansas' second Southwest Conference title in 1954. That season also saw the Hogs earn their first win at Texas in 17 years, followed the next week by a 6-0 upset of Ole Miss on a 66-yard touchdown pass from Bob Benson to Preston Carpenter known to Razorback fans as the "Powder River Play." Wyatt left after the 1954 season to coach Tennessee, his alma mater.

1953 • (3-7, 2-4 SWC – 5th)
Captains: Jim Speering, Ralph Troillett

DATE	OPPONENT	UA/OPP RK	TV	W L T	UA	OPP
Sept. 26	OKLAHOMA STATE+			L	6	7
Oct. 3	TCU*			W	13	6
Oct. 10	at Baylor*	NR/9		L	7	14
Oct. 17	TEXAS (HC)*			L	7	16
Oct. 24	vs. Ole Miss#		ABC	L	0	28
Oct. 31	TEXAS A&M*+			W	41	14
Nov. 7	at Rice*			L	0	47
Nov. 14	at SMU*			L	7	13
Nov. 21	LSU+			L	8	9
Nov. 28	TULSA			W	27	7

** Southwest Conference game*
+ Little Rock, Ark.
 # Memphis, Tenn.

1954 • (8-3, 5-1 SWC – 1st)
SWC CHAMPION • 10th AP/8th UPI
Captains: Bobby Proctor, Jim Roth

DATE	OPPONENT	UA/OPP RK	TV	W L T	UA	OPP
Sept. 25	TULSA			W	41	0
Oct. 2	at TCU*			W	20	13
Oct. 9	BAYLOR*			W	21	20
Oct. 16	at Texas*	12/NR		W	20	7
Oct. 23	OLE MISS+	7/5		W	6	0
Oct. 30	at Texas A&M*	4/NR		W	14	7
Nov. 6	RICE*+	4/15		W	28	15
Nov. 13	SMU (HC)*	4/19		L	14	21
Nov. 20	vs. LSU#	9/NR		L	6	7
Nov. 27	at Houston	13/NR		W	19	0
Jan. 1	vs. Georgia Tech>	10/NR	NBC	L	6	14

** Southwest Conference game*
+ Little Rock, Ark.
 # Shreveport, La.
> 1955 Cotton Bowl (Dallas, Texas)



JACK MITCHELL
1955-57
3 Seasons • 17-12-1

Jack Mitchell led Arkansas to three winning seasons and consecutive wins over Texas in 1955 and 1956 and consecutive wins over unbeaten Ole Miss teams in 1956 and 1957 before leaving UA for Kansas following the 1957 season.

1955 • (5-4-1, 3-2-1 SWC – 4th)
Captains: Preston Carpenter, Henry Moore

DATE	OPPONENT	UA/OPP RK	TV	W L T	UA	OPP
Sept. 17	TULSA			W	21	6
Sept. 24	OKLAHOMA STATE+	17/NR		W	21	0
Oct. 1	TCU*	NR/10		L	0	26
Oct. 8	at Baylor*			L	20	25
Oct. 15	TEXAS*+			W	27	20
Oct. 22	at Ole Miss			L	7	17
Oct. 29	TEXAS A&M (HC)*	NR/11		T	7	7
Nov. 5	at Rice*		NA	W	10	0
Nov. 12	at SMU*		NA	W	6	0
Nov. 19	LSU+			L	7	13

** Southwest Conference game*
+ Little Rock, Ark.

1956 • (6-4, 3-3 SWC – 4th)
Captains: Neil Martin, Ted Souter

DATE	OPPONENT	UA/OPP RK	TV	W L T	UA	OPP
Sept. 22	HARDIN-SIMMONS			W	21	6
Sept. 29	OKLAHOMA STATE+			W	19	7
Oct. 6	at TCU*		NA	L	6	41
Oct. 13	BAYLOR*			L	7	14
Oct. 20	at Texas*			W	32	14
Oct. 27	OLE MISS+			W	14	0
Nov. 3	at Texas A&M*		NA	L	0	27
Nov. 10	RICE (HC)*			W	27	12
Nov. 17	SMU*+			W	27	13
Nov. 24	vs. LSU#			L	7	21

** Southwest Conference game*
+ Little Rock, Ark.
 # Shreveport, La.

1957 • (6-4, 2-4 SWC – T-5th)
Captains: Jay Donathan, Gerald Nesbit, George Walker

DATE	OPPONENT	UA/OPP RK	TV	W L T	UA	OPP
Sept. 21	OKLAHOMA STATE+			W	12	0
Sept. 28	TULSA			W	41	14
Oct. 5	TCU*+	NR/18		W	20	7
Oct. 12	at Baylor*	11/NR		W	20	17
Oct. 19	TEXAS*	10/NR		L	0	17
Oct. 26	vs. Ole Miss#	NR/6		W	12	6
Nov. 2	TEXAS A&M (HC)*	11/1		L	6	7
Nov. 9	at Rice*	12/NR	NA	L	7	13
Nov. 16	at SMU*			L	22	27
Nov. 23	TEXAS TECH+			W	47	26

** Southwest Conference game*
+ Little Rock, Ark.
 # Memphis, Tenn.
NOTE: The Texas Tech game was not officially recognized as a conference game because Texas Tech was not a full SWC member

SEASON-BY-SEASON RESULTS



FRANK BROYLES

1958-76

19 Seasons • 144-58-5

Frank Broyles' arrival at Arkansas prior to the 1958 season marked the beginning of a relationship between Broyles and the institution. He served as athletic director from 1973-2007. With 144 wins in 19 seasons, Broyles ranks as the winningest and longest-tenured head football coach in UA history. His 1964 team went 11-0 to earn the school's only national championship and No. 1 final ranking by the Football Writers Association of America. He led the Razorbacks to 10 bowl appearances, including nine New Year's Day Bowls.

1958 • (4-6, 2-4 SWC - T-5th)
Captains: Richard Bell, Billy Micheal

DATE	OPPONENT	UA/OPP RK	TV	W	L	T	UA	OPP
Sept. 20	BAYLOR*+				L		0	12
Sept. 27	TULSA				L		14	27
Oct. 4	at TCU*				L		7	12
Oct. 11	RICE*				L		0	24
Oct. 18	at Texas*	NR/7			L		6	24
Oct. 25	OLE MISS+	NR/6			L		12	14
Nov. 1	at Texas A&M*			W			21	8
Nov. 8	HARDIN-SIMMONS+			W			60	15
Nov. 15	SMU (HC)*	NR/15		W			13	6
Nov. 22	at Texas Tech			W			14	8

** Southwest Conference game*
+ Little Rock, Ark.
NOTE: The Texas Tech game was not officially recognized as a conference game because Texas Tech was not a full SWC member

1959 • (9-2, 5-1 SWC - T-1st)
SWC CO-CHAMPION • 9th AP/9th UPI
Captains: Billy Luplow, James Monroe, Barry Switzer

DATE	OPPONENT	UA/OPP RK	TV	W	L	T	UA	OPP
Sept. 19	TULSA			W			28	0
Sept. 26	OKLAHOMA STATE+			W			13	7
Oct. 3	TCU*			W			3	0
Oct. 10	at Baylor*	19/NR		W			23	7
Oct. 17	TEXAS*+	12/3		L			12	13
Oct. 24	vs. Ole Miss#	10/4		L			0	28
Oct. 31	TEXAS A&M (HC)*	17/NR	NA	W			12	7
Nov. 7	at Rice*	16/NR		W			14	10
Nov. 14	at SMU*	20/NR	NA	W			17	14
Nov. 21	TEXAS TECH+	13/NR		W			27	8
Jan. 2	vs. Georgia Tech>	9/NR	NA	W			14	7

** Southwest Conference game*
+ Little Rock, Ark.
 # Memphis, Tenn.
> 1960 Gator Bowl (Jacksonville, Fla.)
NOTE: The Texas Tech game was not officially recognized as a conference game because Texas Tech was not a full SWC member

1960 • (8-3, 6-1 SWC - 1st)
SWC CHAMPION • 7th AP/7th UPI
Captains: Steve Butler, Wayne Harris

DATE	OPPONENT	UA/OPP RK	TV	W	L	T	UA	OPP
Sept. 17	OKLAHOMA STATE+	19/NR		W			9	0
Sept. 24	TULSA			W			48	7
Oct. 1	at TCU*	14/NR		W			7	0
Oct. 8	BAYLOR*	9/20		L			14	28
Oct. 15	at Texas*	NR/11	ABC	W			24	23
Oct. 22	OLE MISS+	14/2		L			7	10
Oct. 29	at Texas A&M*	12/NR		W			7	3
Nov. 5	RICE*+	16/10		W			3	0
Nov. 12	SMU (HC)*	9/NR		W			26	3
Nov. 19	at Texas Tech*	7/NR		W			34	6
Jan. 1	vs. Duke>	7/10	CBS	L			6	7

** Southwest Conference game*
+ Little Rock, Ark.
> 1961 Cotton Bowl (Dallas, Texas)

1961 • (8-3, 6-1 SWC - T-1st)
SWC CO-CHAMPION • 9th AP/8th UPI
Captains: John Childress, Harold Horton, George McKinney

DATE	OPPONENT	UA/OPP RK	TV	W	L	T	UA	OPP
Sept. 23	at Ole Miss#	NR/9	ABC-N		L		0	16
Sept. 30	TULSA			W			6	0
Oct. 7	TCU*+			W			28	3
Oct. 14	at Baylor*	NR/9		W			23	13
Oct. 21	TEXAS*	10/3		L			7	33
Oct. 28	N'WESTERN (LA.) ST.+			W			42	7
Nov. 4	TEXAS A&M (HC)*			W			15	8
Nov. 11	at Rice*			W			10	0
Nov. 18	at SMU*			W			21	7
Nov. 25	TEXAS TECH*+	9/NR		W			28	0
Jan. 1	vs. Alabama>	9/1	NA-N	L			3	10

** Southwest Conference game*
+ Little Rock, Ark.
 # Jackson, Miss.
> 1962 Sugar Bowl (New Orleans, La.)

1962 • (9-2, 6-1 SWC - 2nd)
6th AP/6th UPI
Captains: Billy Moore, Ray Trail

DATE	OPPONENT	UA/OPP RK	TV	W	L	T	UA	OPP
Sept. 22	OKLAHOMA STATE+			W			34	7
Sept. 29	TULSA			W			42	14
Oct. 6	at TCU*			W			42	14
Oct. 13	BAYLOR*	8/NR		W			28	21
Oct. 20	at Texas*	7/1		L			3	7
Oct. 27	HARDIN-SIMMONS+	9/NR		W			49	7
Nov. 3	at Texas A&M*	8/NR		W			17	7
Nov. 10	RICE (HC)*	6/NR		W			28	14
Nov. 17	SMU*+	7/NR		W			9	7
Nov. 24	at Texas Tech*	7/NR		W			34	0
Jan. 1	vs. Ole Miss>	6/3	NBC	L			13	17

** Southwest Conference game*
+ Little Rock, Ark.
> 1963 Sugar Bowl (New Orleans, La.)

1963 • (5-5, 3-4 SWC - 4th)
Captains: Jim Grizzle, Mike Parker

DATE	OPPONENT	UA/OPP RK	TV	W	L	T	UA	OPP
Sept. 21	OKLAHOMA STATE+	8/NR		W			21	0
Sept. 28	MISSOURI+	8/NR		L			6	7
Oct. 5	TCU*			W			18	3
Oct. 12	at Baylor*			L			10	14
Oct. 19	TEXAS*+	NR/1		L			13	17
Oct. 26	TULSA			W			56	7
Nov. 2	TEXAS A&M*+			W			21	7
Nov. 9	at Rice*		NA	L			0	7
Nov. 16	at SMU*			L			7	14
Nov. 23	TEXAS TECH (HC)*			W			27	20

** Southwest Conference game*
+ Little Rock, Ark.

1964 • (11-0, 7-0 SWC - 1st)
NATIONAL CHAMPION • SWC CHAMPION • 1st FWAA/2nd AP/2nd UPI
Captains: Seniors

DATE	OPPONENT	UA/OPP RK	TV	W	L	T	UA	OPP
Sept. 19	OKLAHOMA STATE+			W			14	10
Sept. 26	TULSA		NA	W			31	22
Oct. 3	at TCU*			W			29	6
Oct. 10	BAYLOR*+	9/NR		W			17	6
Oct. 17	at Texas*	8/1		W			14	13
Oct. 24	WICHITA STATE+	4/NR		W			17	0
Oct. 31	at Texas A&M*	4/NR		W			17	0
Nov. 7	RICE*	4/NR		W			21	0
Nov. 14	SMU (HC)*	3/NR		W			44	0
Nov. 21	at Texas Tech*	3/NR		W			17	0
Jan. 1	vs. Nebraska>	2/6	CBS	W			10	7

** Southwest Conference game*
+ Little Rock, Ark.
> 1965 Cotton Bowl (Dallas, Texas)

1965 • (10-1, 7-0 SWC - 1st)
SWC CHAMPION • 3rd AP/2nd UPI
Captains: Seniors

DATE	OPPONENT	UA/OPP RK	TV	W	L	T	UA	OPP
Sept. 18	OKLAHOMA STATE+	6/NR		W			28	14
Sept. 25	TULSA	5/NR		W			20	12
Oct. 2	TCU*+	4/NR		W			28	0
Oct. 9	at Baylor*	3/NR		W			38	7
Oct. 16	TEXAS*	3/1	NBC-N	W			27	24
Oct. 23	NORTH TEXAS+	1/NR		W			55	20
Oct. 30	TEXAS A&M*+	2/NR		W			31	0
Nov. 6	at Rice*	2/NR		W			31	0
Nov. 13	at SMU*	2/NR		W			24	3
Nov. 20	TEXAS TECH (HC)*	2/9	NA-R	W			42	24
Jan. 1	vs. LSU>	2/NR	CBS-N	L			7	14

** Southwest Conference game*
+ Little Rock, Ark.
> 1966 Cotton Bowl (Dallas, Texas)

1966 • (8-2, 5-2 SWC - T-2nd)
13th UPI
Captains: Seniors

DATE	OPPONENT	UA/OPP RK	TV	W	L	T	UA	OPP
Sept. 17	OKLAHOMA STATE+	5/NR		W			14	10
Sept. 24	TULSA	6/NR		W			27	8
Oct. 1	at TCU*	7/NR		W			21	0
Oct. 8	BAYLOR*	5/NR		L			0	7
Oct. 15	at Texas*		NBC	W			12	7
Oct. 22	WICHITA STATE+			W			41	0
Oct. 29	at Texas A&M*	9/NR		W			34	0
Nov. 5	RICE*+	8/NR		W			31	20
Nov. 12	SMU (HC)*	6/NR		W			22	0
Nov. 19	at Texas Tech*	6/NR		L			16	21

** Southwest Conference game*
+ Little Rock, Ark.

1967 • (4-5-1, 3-3-1 SWC - 5th)
Captains: Hartford Hamilton, Ernest Ruple, Larry Watkins

DATE	OPPONENT	UA/OPP RK	TV	W	L	T	UA	OPP
Sept. 23	OKLAHOMA STATE+				L		6	7
Sept. 30	TULSA				L		12	14
Oct. 7	TCU*			W			26	0
Oct. 14	at Baylor*				T		10	10
Oct. 21	TEXAS*+		ABC		L		12	21
Oct. 28	KANSAS STATE+			W			28	7
Nov. 4	TEXAS A&M (HC)*				L		21	33
Nov. 11	at Rice*			W			23	9
Nov. 18	at SMU*			W			35	17
Nov. 25	TEXAS TECH*+		NA		L		27	31

** Southwest Conference game*
+ Little Rock, Ark.

1968 • (10-1, 6-1 SWC - T-1st)
SWC CO-CHAMPION • 6th AP/9th UPI
Captains: Gary Adams, Jim Barnes

DATE	OPPONENT	UA/OPP RK	TV	W	L	T	UA	OPP
Sept. 21	OKLAHOMA STATE+			W			32	15
Sept. 28	TULSA			W			56	13
Oct. 5	at TCU*	20/NR		W			17	7
Oct. 12	BAYLOR*	14/NR		W			35	19
Oct. 19	at Texas*	9/17		L			29	39
Oct. 26	NORTH TEXAS+	16/NR		W			17	15
Nov. 2	at Texas A&M*	17/NR		W			25	22
Nov. 9	RICE (HC)*	14/NR		W			46	21
Nov. 16	SMU*+	10/NR	NA	W			35	29
Nov. 23	at Texas Tech*	9/NR		W			42	7
Jan. 1	vs. Georgia>	9/4	NBC	W			16	2

** Southwest Conference game*
+ Little Rock, Ark.
> 1969 Sugar Bowl (New Orleans, La.)

1969 • (9-2, 6-1 SWC - 2nd)
7th AP/3rd UPI
Captains: Rodney Brand, Bruce Maxwell, Cliff Powell, Terry Stewart

DATE	OPPONENT	UA/OPP RK	TV	W	L	T	UA	OPP
Sept. 20	OKLAHOMA STATE+	2/NR		W			39	0
Sept. 27	TULSA	3/NR		W			55	0
Oct. 4	TCU*+	3/NR		W			24	6
Oct. 11	at Baylor*	3/NR		W			21	7
Oct. 25	WICHITA STATE+	4/NR		W			52	14
Nov. 1	TEXAS A&M (HC)*	4/NR	ABC	W			35	13
Nov. 8	at Rice*	4/NR		W			30	6
Nov. 15	at SMU*	4/NR		W			28	15
Nov. 27	TEXAS TECH*+	2/NR	NA	W			33	0
Dec. 6	TEXAS*	2/1	ABC	L			14	15
Jan. 1	vs. Ole Miss>	3/13	ABC	L			22	27

** Southwest Conference game*
+ Little Rock, Ark.
> 1970 Sugar Bowl (New Orleans, La.)

1970 • (9-2, 6-1 SWC - 2nd)
11th AP/12th UPI
Captains: Bill Burnett, Bill Montgomery, Dick Bumpas, Mike Boschetti

DATE	OPPONENT	UA/OPP RK	TV	W	L	T	UA	OPP
Sept. 12	STANFORD+	4/10	NA		L		28	34
Sept. 19	OKLAHOMA STATE+	11/NR		W			23	7
Sept. 26	TULSA	12/NR		W			26	7
Oct. 3	at TCU*	11/NR		W			49	14
Oct. 10	BAYLOR*+	10/NR		W			41	7
Oct. 24	WICHITA STATE+	9/NR		W			62	0
Oct. 31	at Texas A&M*	8/NR		W			45	6
Nov. 7	RICE*	7/NR		W			38	14
Nov. 14	SMU (HC)*	7/NR		W			36	3
Nov. 21	at Texas Tech*	6/19		W			24	10
Dec. 5	at Texas*	4/1	NA		L		7	42

** Southwest Conference game*
+ Little Rock, Ark.

1971 • (8-3-1, 5-1-1 SWC - 2nd) • 16th AP/T20th UPI
Captains: David Hogue, Ronnie Jones, Mike Kelson, Kay Maybry, Bobby Nichols

DATE	OPPONENT	UA/OPP RK	TV	W	L	T	UA	OPP
Sept. 11	CALIFORNIA+	7/NR		W			51	20
Sept. 18	OKLAHOMA STATE+	6/NR		W			18	10
Sept. 25	TULSA	7/NR			L		20	21
Oct. 2	TCU*	18/NR		W			49	15
Oct. 9	at Baylor*	17/NR		W			35	7
Oct. 16	TEXAS*+	16/NR	ABC	W			31	7
Oct. 23	NORTH TEXAS	9/NR		W			60	21
Oct. 30	TEXAS A&M*+	8/NR			L		9	17
Nov. 6	at Rice*	16/NR			T		24	24
Nov. 13	at SMU*	17/NR	ABC	W			18	13
Nov. 20	TEXAS TECH (HC)*	17/NR		W			15	0
Dec. 20	vs. Tennessee>	18/9	ABC	L			13	14

** Southwest Conference game*
+ Little Rock, Ark.
> 1971 Liberty Bowl (Memphis, Tenn.)

SEASON-BY-SEASON RESULTS

1972 • (6-5, 3-4 SWC - T-4th)
Captains: Louis Campbell, Jim Hodge, Tom Reed, Don Wunderly

DATE	OPPONENT	UA/OPP RK	TV	W	L	T	UA	OPP
Sept. 9	SOUTHERN CALIFORNIA+	4/8			L		10	31
Sept. 23	OKLAHOMA STATE+			W			24	23
Sept. 30	TULSA			W			21	20
Oct. 7	at TCU*			W			27	13
Oct. 14	BAYLOR*	20/NR		W			31	20
Oct. 21	at Texas*	17/14	ABC	L			15	35
Oct. 28	NORTH TEXAS+	18/NR		W			42	16
Nov. 4	at Texas A&M*	20/NR		L			7	10
Nov. 11	RICE*+			L			20	23
Nov. 18	SMU (HC)*			L			7	22
Nov. 25	at Texas Tech*	NR/20		W			24	14

** Southwest Conference game*
+ Little Rock, Ark.

1973 • (5-5-1, 3-3-1 SWC - T-4th)
Captains: Nick Avlos, Jack Ettinger, Steve Hedgepeth, Dickey Morton, Danny Rhodes

DATE	OPPONENT	UA/OPP RK	TV	W	L	T	UA	OPP
Sept. 15	at Southern California	NR/1			L		0	17
Sept. 22	OKLAHOMA STATE+	NA			L		6	38
Sept. 29	IOWA STATE			W			21	19
Oct. 6	TCU*+			W			13	5
Oct. 13	at Baylor*			W			13	7
Oct. 20	TEXAS*			L			6	34
Oct. 27	TULSA+			W			20	6
Nov. 3	TEXAS A&M (HC)*			W			14	10
Nov. 10	at Rice*			L			7	17
Nov. 17	at SMU*				T		7	7
Nov. 24	TEXAS TECH*+	NR/12		L			17	24

** Southwest Conference game*
+ Little Rock, Ark.

1974 • (6-4-1, 3-3-1 SWC - T-4th)
Captains: Billy Burns, Rollen Smith

DATE	OPPONENT	UA/OPP RK	TV	W	L	T	UA	OPP
Sept. 14	SOUTHERN CALIFORNIA+	20/5		W			22	7
Sept. 21	OKLAHOMA STATE+	10/NR			L		7	26
Sept. 28	TULSA			W			60	0
Oct. 5	at TCU*	20/NR		W			49	0
Oct. 12	BAYLOR*	14/NR			L		17	21
Oct. 19	at Texas*	NR/16	ABC		L		7	38
Oct. 26	COLORADO STATE+			W			43	9
Nov. 2	at Texas A&M*	NR/8			L		10	20
Nov. 9	RICE (HC)*			W			25	6
Nov. 16	SMU*+				T		24	24
Nov. 23	at Texas Tech*			W			21	13

** Southwest Conference game*
+ Little Rock, Ark.

1975 • (10-2, 6-1 SWC - T-1st)
SWC CO-CHAMPION • 7th AP/6th UPI
Captains: Scott Bull, Mike Campbell, Ike Forte, Hal McAfee

DATE	OPPONENT	UA/OPP RK	TV	W	L	T	UA	OPP
Sept. 13	AIR FORCE+			W			35	0
Sept. 20	at Oklahoma State	16/NR			L		13	20
Sept. 27	TULSA			W			31	15
Oct. 4	TCU*+			W			19	8
Oct. 11	at Baylor*			W			41	3
Oct. 18	TEXAS*	20/8	ABC		L		18	24
Oct. 25	UTAH STATE+			W			31	0
Nov. 8	at Rice*			W			20	16
Nov. 15	at SMU*			W			35	7
Nov. 22	TEXAS TECH (HC)*	19/NR		W			31	14
Dec. 6	TEXAS A&M*+	18/2	ABC	W			31	6
Jan. 1	vs. Georgia>	18/12	CBS	W			31	10

** Southwest Conference game*
+ Little Rock, Ark.
> 1976 Cotton Bowl (Dallas, Texas)

1976 • (5-5-1, 3-4-1 SWC - 6th)
Captains: Seniors

DATE	OPPONENT	UA/OPP RK	TV	W	L	T	UA	OPP
Sept. 11	UTAH STATE+	13/NR		W			33	16
Sept. 18	OKLAHOMA STATE+	12/NR		W			16	10
Sept. 25	TULSA	12/NR			L		3	9
Oct. 2	TCU*			W			46	14
Oct. 23	at Houston*	15/14		W			14	7
Oct. 30	RICE (HC)*	14/NR		W			41	16
Nov. 6	at Baylor*	12/NR			T		7	7
Nov. 13	TEXAS A&M*+	13/16	ABC		L		10	31
Nov. 20	vs. SMU*#				L		31	35
Nov. 27	TEXAS TECH*+	NR/9			L		7	30
Dec. 4	at Texas*		ABC		L		12	29

** Southwest Conference game*
+ Little Rock, Ark.
 # Shreveport, La.



LOU HOLTZ

1977-83

7 Seasons • 60-21-2

One of just three head coaches to lead Arkansas to six consecutive bowl appearances, Lou Holtz's first Razorback team in 1977 recorded one of Arkansas' two 11-win seasons and posted one of the biggest upsets in school history with a 31-6 win over No. 2 Oklahoma in the 1978 Orange Bowl.

1977 • (11-1, 7-1 SWC - 2nd)
3rd AP/3rd UPI
Captains: Leotis Harris, Steve Little, Howard Sampson

DATE	OPPONENT	UA/OPP RK	TV	W	L	T	UA	OPP
Sept. 10	NEW MEXICO STATE+			W			53	10
Sept. 17	OKLAHOMA STATE+	NR/15		W			28	6
Sept. 24	TULSA	16/NR		W			37	3
Oct. 1	at TCU*	12/NR		W			42	6
Oct. 15	TEXAS*	8/2	ABC	L			9	13
Oct. 22	HOUSTON*+	9/NR		W			34	0
Oct. 29	at Rice*	8/NR		W			30	7
Nov. 5	BAYLOR*+	8/NR		W			35	9
Nov. 12	at Texas A&M*	8/11		W			26	20
Nov. 19	SMU (HC)*	8/NR		W			47	7
Nov. 24	at Texas Tech*	6/NR	NA	W			17	14
Jan. 2	vs. Oklahoma>	6/2	NBC	W			31	6

** Southwest Conference game*
+ Little Rock, Ark.
> 1978 Orange Bowl (Miami, Fla.)

1978 • (9-2-1, 6-2 SWC - T-2nd)
11th AP/10th UPI
Captains: Ron Calcagni, Ben Cowins, Larry Jackson, Jimmy Walker

DATE	OPPONENT	UA/OPP RK	TV	W	L	T	UA	OPP
Sept. 16	VANDERBILT+	2/NR		W			48	17
Sept. 23	at Oklahoma State	2/NR		W			19	7
Sept. 30	TULSA	2/NR		W			21	13
Oct. 7	TCU*+	4/NR	ABC	W			42	3
Oct. 21	at Texas*	3/8			L		21	28
Oct. 28	at Houston*	9/11			L		9	20
Nov. 4	RICE (HC)*	17/NR		W			37	7
Nov. 11	at Baylor*	16/NR		W			27	14
Nov. 18	TEXAS A&M*+	13/NR	ABC	W			26	7
Nov. 25	at SMU*	11/NR		W			27	14
Dec. 2	TEXAS TECH*	8/NR		W			49	7
Dec. 25	vs. UCLA>	8/15	NBC			T	10	10

** Southwest Conference game*
+ Little Rock, Ark.
> 1978 Fiesta Bowl (Tempe, Ariz.)

1979 • (10-2, 7-1 SWC - T-1st)
SWC CO-CHAMPIONS • 8th AP/T9th UPI
Captains: Jim Howard, Roland Sales

DATE	OPPONENT	UA/OPP RK	TV	W	L	T	UA	OPP
Sept. 15	COLORADO STATE+	17/NR		W			36	3
Sept. 22	OKLAHOMA STATE+	15/NR		W			27	7
Sept. 29	TULSA	13/NR		W			33	8
Oct. 6	at TCU*	13/NR		W			16	13
Oct. 13	at Texas Tech*	12/NR	ABC	W			20	6
Oct. 20	TEXAS*+	10/2		W			17	14
Oct. 27	HOUSTON*	4/6	ABC	L			10	13
Nov. 3	at Rice*	9/NR		W			34	7
Nov. 10	BAYLOR (HC)*	9/17		W			29	20
Nov. 17	at Texas A&M*	8/NR		W			22	10
Nov. 24	SMU*+	7/NR		W			31	7
Jan. 1	vs. Alabama>	6/2	ABC	L			9	24

** Southwest Conference game*
+ Little Rock, Ark.
> 1980 Sugar Bowl (New Orleans, La.)

1980 • (7-5, 3-5 SWC - T-6th)
Captains: Keith Houfek, George Stewart

DATE	OPPONENT	UA/OPP RK	TV	W	L	T	UA	OPP
Sept. 1	at Texas*	6/10	ABC	L			17	23
Sept. 20	OKLAHOMA STATE+	17/NR		W			33	20
Sept. 27	TULSA	15/NR		W			13	10
Oct. 4	TCU*	14/NR		W			44	7
Oct. 11	WICHITA STATE	15/NR		W			27	7
Oct. 25	at Houston*	15/NR		L			17	24
Nov. 1	RICE*+			L			16	17
Nov. 8	at Baylor*	NR/16	NA	L			15	42
Nov. 15	TEXAS A&M (HC)*		ABC	W			27	24
Nov. 22	at SMU*			L			7	31
Nov. 29	TEXAS TECH*+			W			22	16
Dec. 27	vs. Tulane>		NA	W			34	15

** Southwest Conference game*
+ Little Rock, Ark.
> 1980 Hall of Fame Bowl (Birmingham, Ala.)

1981 • (8-4, 5-3 SWC - 4th)
16th UPI
Captains: Darryl Mason, Teddy Morris

DATE	OPPONENT	UA/OPP RK	TV	W	L	T	UA	OPP
Sept. 12	TULSA			W			14	10
Sept. 19	NORTHWESTERN+			W			38	7
Sept. 26	at Ole Miss#			W			27	13
Oct. 3	at TCU*	19/NR			L		24	28
Oct. 10	at Texas Tech*		ABC	W			26	14
Oct. 17	TEXAS*	NR/1		W			42	11
Oct. 24	HOUSTON*+	12/NR			L		17	20
Oct. 31	at Rice*	20/NR		W			41	7
Nov. 7	BAYLOR*+	19/NR	ESPN	W			41	39
Nov. 14	at Texas A&M*	16/NR	ABC	W			10	7
Nov. 21	SMU (HC)*	16/6			L		18	32
Dec. 28	vs. North Carolina>	NR/11	ABC		L		27	31

** Southwest Conference game*
+ Little Rock, Ark.
 # Jackson, Miss.
> 1981 Gator Bowl (Jacksonville, Fla.)

1982 • (9-2-1, 5-2-1 SWC - 3rd)
9th AP/8th UPI/8th USA Today
Captains: Gary Anderson, Jessie Clark, Richard Richardson, Billy Ray Smith Jr.

DATE	OPPONENT	UA/OPP RK	TV	W	L	T	UA	OPP
Sept. 11	TULSA	13/NR		W			38	0
Sept. 18	NAVY+	9/NR		W			29	17
Sept. 25	OLE MISS+	9/NR		W			14	12
Oct. 2	TCU*+	10/NR	TBS	W			35	0
Oct. 9	TEXAS TECH*	9/NR		W			21	3
Oct. 23	at Houston*	6/NR	CBS	W			38	3
Oct. 30	RICE (HC)*	5/NR		W			24	6
Nov. 6	at Baylor*	5/NR			L		17	24
Nov. 13	TEXAS A&M*+	10/NR		W			35	0
Nov. 20	at SMU*	9/2	ABC			T	17	17
Dec. 4	at Texas*	6/12	ABC		L		7	33
Dec. 31	vs. Florida>	14/NR	Mizlou	W			28	24

** Southwest Conference game*
+ Little Rock, Ark.
> 1982 Bluebonnet Bowl (Houston, Texas)

1983 • (6-5, 4-4 SWC - 5th)
Captains: Ron Faurot, Mark Mistler, Milton Fields

DATE	OPPONENT	UA/OPP RK	TV	W	L	T	UA	OPP
Sept. 10	TULSA			W			17	14
Sept. 17	NEW MEXICO+			W			17	0
Sept. 24	at Ole Miss#		NA		L		10	13
Oct. 1	at TCU*			W			38	21
Oct. 15	TEXAS*+	NR/2	CBS		L		3	31
Oct. 22	HOUSTON*			W			24	3
Oct. 29	RICE*+			W			35	0
Nov. 5	BAYLOR (HC)*				L		21	24
Nov. 12	at Texas A&M*				L		23	36
Nov. 19	SMU*+	NR/6	ABC		L		0	17
Nov. 26	at Texas Tech*			W			16	13

** Southwest Conference game*
+ Little Rock, Ark.
 # Jackson, Miss.



KEN HATFIELD

1984-89

6 Seasons • 55-17-1

One of just two Arkansas graduates to serve as head football coach at his alma mater, Ken Hatfield posted a UA-best .760 winning percentage and averaged better than nine wins per season during his six-year tenure. Hatfield led the Razorbacks to a bowl game all six years.

1984 • (7-4-1, 5-3 SWC - T-3rd)
Captains: Marcus Elliott, Mark Lee

DATE	OPPONENT	UA/OPP RK	TV	W	L	T	UA	OPP
Sept. 15	OLE MISS+					T	14	14
Sept. 22	TULSA			W			18	9
Sept. 29	NAVY+		ESPN	W			33	10
Oct. 6	TCU*				L		31	32
Oct. 13	TEXAS TECH*+			W			24	0
Oct. 20	at Texas*	NR/3			L		18	24
Oct. 27	at Houston*			W			17	3
Nov. 3	RICE*+			W			28	6
Nov. 10	at Baylor*			W			14	9
Nov. 17	TEXAS A&M (HC)*		Raycom	W			28	0
Nov. 24	at SMU*		ESPN		L		28	31
Dec. 27	vs. Auburn>	NR/16	KATZ		L		15	21

** Southwest Conference game*
+ Little Rock, Ark.
> 1984 Liberty Bowl (Memphis, Tenn.)

SEASON-BY-SEASON RESULTS

1985 • (10-2, 6-2 SWC - T-2nd)
12th AP/12th UPI/15th USA Today
Captains: David Bazzel, Greg Lasker, Nick Miller, Andy Upchurch

DATE	OPPONENT	UA/OPP RK	TV	W	L	T	UA	OPP
Sept. 14	at Ole Miss#	14/NR		W			24	19
Sept. 21	TULSA+	14/NR		W			24	0
Sept. 28	NEW MEXICO STATE+	10/NR		W			45	13
Oct. 5	at TCU*	10/NR	Raycom	W			41	0
Oct. 12	at Texas Tech*	6/NR		W			30	7
Oct. 19	TEXAS*	4/NR	ABC		L		13	15
Oct. 26	HOUSTON*+	14/NR	Raycom	W			57	27
Nov. 2	at Rice*	14/NR		W			30	15
Nov. 9	BAYLOR*+	12/11	ABC	W			20	14
Nov. 16	at Texas A&M*	9/NR	ESPN		L		6	10
Nov. 23	SMU (HC)*	18/NR		W			15	9
Dec. 22	vs. Arizona State>	14/NR	LSN	W			18	17

** Southwest Conference game*
+ Little Rock, Ark.
 # Jackson, Miss
> 1985 Holiday Bowl (San Diego, Calif.)

1986 • (9-3, 6-2 SWC - T-2nd)
15th AP/16th UPI/17th USA Today
Captains: James Shibest, Derrick Thomas, Theo Young

DATE	OPPONENT	UA/OPP RK	TV	W	L	T	UA	OPP
Sept. 13	OLE MISS+	18/NR		W			21	0
Sept. 20	TULSA	12/NR		W			34	17
Sept. 27	NEW MEXICO STATE+	9/NR		W			42	11
Oct. 4	TCU*	8/NR	Raycom	W			34	17
Oct. 11	TEXAS TECH*	8/NR			L		7	17
Oct. 18	at Texas*	14/NR	ESPN	W			21	14
Oct. 25	at Houston*	14/NR		W			30	13
Nov. 1	RICE (HC)*	13/NR		W			45	14
Nov. 8	at Baylor*	10/NR	Raycom		L		14	29
Nov. 15	TEXAS A&M*+	17/7	ABC	W			14	10
Nov. 22	at SMU*	11/NR		W			41	0
Jan. 1	vs. Oklahoma>	9/3	NBC		L		8	42

** Southwest Conference game*
+ Little Rock, Ark.
> 1987 Orange Bowl (Miami, Fla.)

1987 • (9-4, 5-2 SWC - T-2nd)
Captains: Chris Bequette, Tony Cherico, Greg Thomas, Rickey Williams

DATE	OPPONENT	UA/OPP RK	TV	W	L	T	UA	OPP
Sept. 12	at Ole Miss#	13/NR		W			31	10
Sept. 19	TULSA	12/NR	NA	W			30	15
Sept. 26	MIAMI (FLA.)+	10/5	ESPN		L		7	51
Oct. 3	at TCU*			W			20	10
Oct. 10	at Texas Tech*	20/NR		W			31	0
Oct. 17	TEXAS*+	15/NR	ESPN		L		14	16
Oct. 24	HOUSTON*			W			21	17
Oct. 31	at Rice*		NA	W			38	14
Nov. 7	BAYLOR (HC)*			W			10	7
Nov. 14	at Texas A&M*	20/19			L		0	14
Nov. 28	NEW MEXICO+			W			43	25
Dec. 5	at Hawaii		ESPN	W			38	20
Dec. 29	vs. Georgia>	NR/15	Raycom		L		17	20

** Southwest Conference game*
+ Little Rock, Ark.
 # Jackson, Miss.
> 1987 Liberty Bowl (Memphis, Tenn.)

1988 • (10-2, 7-0 SWC - 1st)
SWC CHAMPION • 12th AP/13th UPI/14th USA Today
Captains: Steve Atwater, John Bland, Odis Lloyd, Kerry Owens

DATE	OPPONENT	UA/OPP RK	TV	W	L	T	UA	OPP
Sept. 3	PACIFIC (CALIF.)+			W			63	14
Sept. 10	TULSA			W			30	26
Sept. 17	OLE MISS+			W			21	13
Oct. 1	TCU*		Raycom	W			53	10
Oct. 8	TEXAS TECH*+	20/NR		W			31	10
Oct. 15	at Texas*	17/NR	HSE	W			27	24
Oct. 22	at Houston*	13/NR	Raycom	W			26	21
Oct. 29	RICE*+	11/NR		W			21	14
Nov. 5	at Baylor*	11/NR	HSE	W			33	3
Nov. 12	TEXAS A&M (HC)*	11/NR	HSE	W			25	20
Nov. 26	at Miami (Fla.)	8/3	CBS		L		16	18
Jan. 2	vs. UCLA>	8/9	CBS		L		3	17

** Southwest Conference game*
+ Little Rock, Ark.
> 1989 Cotton Bowl (Dallas, Texas)

1989 • (10-2, 7-1 SWC - 1st)
SWC CHAMPION • 13th AP/13th UPI/13th USA Today
Captains: Anthoney Cooney, Elbert Crawford, Tim Horton, Michael Shepherd

DATE	OPPONENT	UA/OPP RK	TV	W	L	T	UA	OPP
Sept. 16	TULSA	9/NR		W			26	7
Sept. 23	at Ole Miss#	8/NR		W			24	7
Sept. 30	TEXAS-EL PASO+	8/NR		W			39	7
Oct. 7	at TCU*	7/NR		W			41	19
Oct. 14	at Texas Tech*	7/NR		W			45	13
Oct. 21	TEXAS*	7/NR	Raycom		L		20	24
Oct. 28	HOUSTON*+	13/12		W			45	39
Nov. 4	at Rice*	11/NR	Raycom	W			38	17
Nov. 11	BAYLOR (HC)*	10/NR	ESPN	W			19	10
Nov. 24	at Texas A&M*	9/14	CBS	W			23	22
Dec. 2	SMU*+	9/NR		W			38	24
Jan. 1	vs. Tennessee>	10/8	CBS		L		27	31

** Southwest Conference game*
+ Little Rock, Ark.
 # Jackson, Miss.
> 1990 Cotton Bowl (Dallas, Texas)



JACK CROWE

1990-92

2+ Seasons • 9-15

Arkansas' final head coach of the Southwest Conference era, Jack Crowe directed the Razorbacks to a 14-13 win in their last meeting with rival Texas as league foes and an Independence Bowl berth in 1991.

1990 • (3-8, 1-7 SWC - 8th)
Captains: Quinn Grovey, Chad Rolen

DATE	OPPONENT	UA/OPP RK	TV	W	L	T	UA	OPP
Sept. 15	TULSA	15/NR		W			28	3
Sept. 22	OLE MISS+	13/NR	Raycom		L		17	21
Sept. 29	COLORADO STATE+	23/NR		W			31	20
Oct. 6	TCU*+	21/NR			L		26	54
Oct. 13	TEXAS TECH (HC)*				L		44	49
Oct. 20	at Texas*	NR/19	Raycom		L		17	49
Oct. 27	at Houston*	NR/6			L		28	62
Nov. 3	RICE*+				L		11	19
Nov. 10	at Baylor*		Raycom		L		3	34
Nov. 17	TEXAS A&M*				L		16	20
Nov. 24	at SMU*			W			42	29

** Southwest Conference game*
+ Little Rock, Ark.

1991 • (6-6, 5-3 SWC - T-2nd)
Captains: Kirk Collins, Mark Henry

DATE	OPPONENT	UA/OPP RK	TV	W	L	T	UA	OPP
Aug. 31	MIAMI (FLA.)+	NR/3	ABC		L		3	31
Sept. 7	SMU*+			W			17	6
Sept. 21	LOUISIANA-LAFAYETTE			W			9	7
Sept. 28	at Ole Miss#				L		17	24
Oct. 5	at TCU*			W			22	21
Oct. 12	HOUSTON (HC)*			W			29	17
Oct. 19	TEXAS*+		Raycom	W			14	13
Nov. 2	BAYLOR*	24/21	ABC		L		5	9
Nov. 9	at Texas Tech*				L		21	38
Nov. 16	at Texas A&M*	NR/13	ESPN		L		3	13
Nov. 23	RICE*+			W			20	0
Dec. 29	vs. Georgia>	NR/24	ABC		L		15	24

** Southwest Conference game*
+ Little Rock, Ark.
 # Jackson, Miss.
> 1991 Independence Bowl (Shreveport, La.)

ARKANSAS JOINS SOUTHEASTERN CONFERENCE

1992 • (3-7-1, 3-4-1 SEC - 4th/West)
Captains: Darwin Ireland, E.D. Jackson, Owen Kelly

DATE	OPPONENT	UA/OPP RK	TV	W	L	T	UA	OPP
Sept. 5	THE CITADEL				L		3	10



JOE KINES

1992

1 Season • 3-6-1

Named interim head coach after the first game of the 1992 season, Joe Kines' 10-game tenure included Arkansas' first Southeastern Conference win and the Razorbacks' first win at Tennessee.

DATE	OPPONENT	UA/OPP RK	TV	W	L	T	UA	OPP
Sept. 12	at South Carolina*			W			45	7
Sept. 19	ALABAMA*+	NR/9			L		11	38
Sept. 26	at Memphis				L		6	22
Oct. 3	GEORGIA (HC)*	NR/16	JP		L		3	27
Oct. 10	at Tennessee*	NR/4	JP	W			25	24
Oct. 17	OLE MISS*+				L		3	17
Oct. 31	at Auburn*					T	24	24
Nov. 7	at Mississippi State*	NR/19	JP		L		3	10
Nov. 21	SMU+				L		19	24
Nov. 27	LSU*		ESPN	W			30	6

** Southeastern Conference game*
+ Little Rock, Ark.



DANNY FORD

1993-97

5 Seasons • 26-30-1

The architect of Clemson's 1981 national championship, Danny Ford directed Arkansas to its first Southeastern Conference Western Division title and first SEC championship game appearance in 1995. His tenure included two on-the-field wins at Alabama, his alma mater, and another win over the Crimson Tide by NCAA sanction.

1993 • (6-4-1, 4-3-1 SEC - 2nd/West)
Captains: Kirk Botkin, Tyrone Chatman

DATE	OPPONENT	UA/OPP RK	TV	W	L	T	UA	OPP
Sept. 4	at SMU			W			10	6
Sept. 11	SOUTH CAROLINA*	NR/19		W			18	17
Sept. 18	at Alabama*@	NR/2	JP	W			3	43
Sept. 25	MEMPHIS+				L		0	6
Oct. 2	at Georgia*			W			20	10
Oct. 9	TENNESSEE*+	NR/11	JP		L		14	28
Oct. 16	at Ole Miss*#		JP		L		0	19
Oct. 30	AUBURN (HC)*				L		21	31
Nov. 6	MISSISSIPPI STATE*+					T	13	13
Nov. 13	TULSA			W			24	11
Nov. 27	at LSU*		ESPN	W			42	24

** Southeastern Conference game*
+ Little Rock, Ark.
 # Jackson, Miss.
@ Arkansas victory by NCAA-imposed forfeit
NOTE: SEC Western Division championship vacated by Alabama per NCAA sanction in 1993

1994 • (4-7, 2-6 SEC - T-4th/West)
Captains: Jason Allen, Willie Johnson

DATE	OPPONENT	UA/OPP RK	TV	W	L	T	UA	OPP
Sept. 3	SMU+			W			34	14
Sept. 10	at South Carolina*				L		0	14
Sept. 17	ALABAMA*	NR/12	ABC		L		6	13
Sept. 25	at Memphis				L		15	16
Oct. 1	VANDERBILT*+			W			42	6
Oct. 8	at Tennessee*				L		21	38
Oct. 15	OLE MISS (HC)*			W			31	7
Oct. 29	at Auburn*	NR/4	JP		L		14	31
Nov. 5	at Mississippi State*	NR/24	JP		L		7	17
Nov. 12	NORTHERN ILLINOIS			W			30	27
Nov. 26	LSU*+				L		12	30

** Southeastern Conference game*
+ Little Rock, Ark.

SEASON-BY-SEASON RESULTS

1995 • (8-5, 6-2 SEC - 1st/West)
SEC WESTERN DIVISION CHAMPION
Captains: Steve Conley, Barry Lunney Jr.

DATE	OPPONENT	UA/OPP RK	TV	W L T	UA	OPP
Sept. 2	at SMU			L	14	17
Sept. 9	SOUTH CAROLINA*			W	51	21
Sept. 16	at Alabama*	NR/13	JP	W	20	19
Sept. 23	MEMPHIS+			W	27	20
Sept. 30	at Vanderbilt*	23/NR		W	35	7
Oct. 7	TENNESSEE (HC)*	18/10		L	31	49
Oct. 14	at Ole Miss*#			W	13	6
Oct. 28	AUBURN*+	NR/11	ESPN	W	30	28
Nov. 4	MISSISSIPPI STATE*+	18/NR	JP	W	26	21
Nov. 11	LOUISIANA-LAFAYETTE	15/NR		W	24	13
Nov. 18	at LSU*	14/NR	ABC	L	0	28
Dec. 2	vs. Florida<	23/2	ABC	L	3	34
Dec. 30	vs. North Carolina>	24/NR	TBS	L	10	20

** Southeastern Conference*
+ Little Rock, Ark.
 # Memphis, Tenn.
< 1995 SEC Championship Game (Atlanta, Ga.)
> 1995 CarQuest Bowl (Miami, Fla.)

1996 • (4-7, 2-6 SEC - 5th/West)
Captains: Scott Rivers, Mark Smith

DATE	OPPONENT	UA/OPP RK	TV	W L T	UA	OPP
Sept. 7	SMU			L	10	23
Sept. 21	ALABAMA*+	NR/13	JP	L	7	17
Sept. 28	LOUISIANA-MONROE			W	38	21
Oct. 5	FLORIDA*	NR/1	JP	L	7	42
Oct. 12	LOUISIANA TECH+			W	38	21
Oct. 19	at South Carolina*			L	17	23
Nov. 2	at Auburn*		ESPN2	L	7	28
Nov. 9	OLE MISS (HC)*			W	13	7
Nov. 16	at Tennessee*	NR/12	JP	L	14	55
Nov. 23	at Mississippi State*			W (OT)	16	13
Nov. 29	LSU*+	NR/19	CBS	L	7	17

** Southeastern Conference game*
+ Little Rock, Ark.

1997 • (4-7, 2-6 SEC - T-5th/West)
Captains: Ken Anderson, Anthony Eubanks

DATE	OPPONENT	UA/OPP RK	TV	W L T	UA	OPP
Sept. 6	LOUISIANA-MONROE			W	28	16
Sept. 13	vs. SMU#			L	9	31
Sept. 20	at Alabama*	NR/11	JP	W	17	16
Sept. 27	LOUISIANA TECH+			W	17	13
Oct. 4	at Florida*	NR/1	ESPN2	L	7	56
Oct. 18	SOUTH CAROLINA*+			L	13	39
Oct. 25	AUBURN (HC)*	NR/11	ESPN2	L	21	26
Nov. 6	at Ole Miss*		ESPN	L	9	19
Nov. 15	TENNESSEE*+	NR/5	ESPN2	L	22	30
Nov. 22	MISSISSIPPI STATE*	NR/14		W	17	7
Nov. 28	at LSU*	NR/17	CBS	L	21	31

** Southeastern Conference game*
+ Little Rock, Ark.
 # Shreveport, La.



HOUSTON NUTT
1998-2007
10 Seasons • 75-49

Houston Nutt was the third Arkansas head coach to take the Razorbacks to a bowl game in each of his first six seasons. He led the Hogs to three SEC Western Division crowns, eight bowl games, two bowl victories, three final national rankings and four nine-win seasons. Nutt's 8-0 start in 1998 marked the best debut ever for a UA head coach and helped UA reach its first New Year's Day game since 1990. In 2001 and 2006, Nutt was voted SEC Coach of the Year by the Associated Press and league coaches.

1998 • (9-3, 6-2 SEC - T-1st/West)
SEC WESTERN DIVISION CO-CHAMPION • 16th AP/17th USA Today
Captains: Brandon Burlsworth, Grant Garrett, Ryan Hale, Madre Hill

DATE	OPPONENT	UA/OPP RK	TV	W L T	UA	OPP
Sept. 5	LOUISIANA-LAFAYETTE			W	38	17
Sept. 19	SMU+			W	44	17
Sept. 26	ALABAMA*	NR/22	ESPN2	W	42	6
Oct. 3	KENTUCKY*+	22/NR	ESPN2	W	27	20
Oct. 10	at Memphis	20/NR	FX	W	23	9
Oct. 17	at South Carolina*	17/NR		W	41	28
Oct. 31	at Auburn*	14/NR		W	24	21
Nov. 7	OLE MISS (HC)*	11/NR	JP	W	34	0
Nov. 14	at Tennessee*	10/1	CBS	L	24	28
Nov. 21	at Mississippi State*	9/NR	JP	L	21	22
Nov. 27	LSU*+	13/NR	CBS	W	41	14
Jan. 1	vs. Michigan>	11/15	ABC	L	31	45

** Southeastern Conference game*
+ Little Rock, Ark.
> 1999 Florida Citrus Bowl (Orlando, Fla.)

1999 • (8-4, 4-4 SEC - T-3rd/West)
17th AP/19th USA Today
Captains: David Barrett, Kenoy Kennedy, Anthony Lucas, Clint Stoerner

DATE	OPPONENT	UA/OPP RK	TV	W L T	UA	OPP
Sept. 4	at SMU	18/NR		W	26	0
Sept. 18	LOUISIANA-MONROE+	15/NR		W	44	6
Sept. 25	at Alabama*	14/NR	CBS	L	28	35
Oct. 2	at Kentucky*	20/NR		L	20	31
Oct. 9	MIDDLE TENNNESSEE ST.			W	58	6
Oct. 16	SOUTH CAROLINA*+			W	48	14
Oct. 30	AUBURN (HC)*		JP	W	34	10
Nov. 6	at Ole Miss*	NR/23	ESPN2	L	16	38
Nov. 13	TENNESSEE*	NR/3	JP	W	28	24
Nov. 20	MISSISSIPPI STATE*+	22/12	ESPN2	W	14	9
Nov. 26	at LSU*	17/NR	CBS	L	10	35
Jan. 1	vs. Texas>	24/14	Fox	W	27	6

** Southeastern Conference game*
+ Little Rock, Ark.
> 2000 Cotton Bowl (Dallas, Texas)

2000 • (6-6, 3-5 SEC - T-5th/West)
Captains: Quinton Caver, Randy Garner, Michael Snowden, Rod Stinson

DATE	OPPONENT	UA/OPP RK	TV	W L T	UA	OPP
Sept. 2	MISSOURI STATE+			W	38	0
Sept. 16	BOISE STATE+			W	38	31
Sept. 23	ALABAMA*		ESPN2	W	28	21
Sept. 30	GEORGIA*	NR/25	JP	L	7	38
Oct. 7	LOUISIANA-MONROE (HC)			W	52	6
Oct. 14	at South Carolina*	NR/24	JP	L	7	27
Oct. 28	at Auburn*	NR/25		L	19	21
Nov. 4	OLE MISS*			L	24	38
Nov. 11	at Tennessee*		JP	L	20	63
Nov. 18	at Mississippi State*	NR/13		W (OT)	17	10
Nov. 24	LSU*+	NR/24	CBS	W	14	3
Dec. 21	vs. UNLV>		ESPN2	L	14	31

** Southeastern Conference game*
+ Little Rock, Ark.
> Las Vegas Bowl IX (Las Vegas, Nev.)

2001 • (7-5, 4-4 SEC - T-3rd/West)
Captains: Curt Davis, Carlos Hall, Kenny Sandlin, La'Zerius White

DATE	OPPONENT	UA/OPP RK	TV	W L T	UA	OPP
Aug. 30	UNLV+		ESPN	W	14	10
Sept. 8	TENNESSEE*	NR/8	ESPN2	L	3	13
Sept. 22	at Alabama*		CBS	L	10	31
Sept. 29	at Georgia*		ESPN2	L	23	34
Oct. 6	WEBER ST.			W	42	19
Oct. 13	SOUTH CAROLINA*+	NR/9	CBS	W	10	7
Oct. 27	AUBURN*	NR/17	JP	W	42	17
Nov. 3	at Ole Miss*		ESPN2	W (7 OT)	58	56
Nov. 10	UCF (HC)			W	27	20
Nov. 17	MISSISSIPPI STATE*			W	24	21
Nov. 23	at LSU*	24/NR	CBS	L	38	41
Jan. 1	vs. Oklahoma>	NR/10	Fox	L	3	10

** Southeastern Conference game*
+ Little Rock, Ark.
> 2002 Cotton Bowl (Dallas, Texas)

2002 • (9-5, 5-3 SEC - T-1st/West)
SEC WESTERN DIVISION CO-CHAMPION
Captains: Richie Butler, Chuck Nalley, Sparky Hamilton, Raymond House, Fred Talley, Gavin Walls

DATE	OPPONENT	UA/OPP RK	TV	W L T	UA	OPP
Sept. 7	BOISE STATE			W	41	14
Sept. 14	SOUTH FLORIDA+			W	42	3
Sept. 28	ALABAMA*		ESPN	L	12	30
Oct. 5	at Tennessee*	NR/10	ESPN	L (6 OT)	38	41
Oct. 12	at Auburn*	NR/24	JP	W	38	17
Oct. 19	KENTUCKY*			L	17	29
Oct. 26	OLE MISS (HC)*			W	48	28
Nov. 2	TROY+			W	23	0
Nov. 9	at South Carolina*		JP	W	23	0
Nov. 16	LOUISIANA-LAFAYETTE			W	24	17
Nov. 23	at Mississippi State*			W	26	19
Nov. 29	LSU*+	NR/18	CBS	W	21	20
Dec. 7	vs. Georgia<	22/4	CBS	L	3	30
Dec. 30	vs. Minnesota>	25/NR	ESPN	L	14	29

** Southeastern Conference game*
+ Little Rock, Ark.
< 2002 SEC Championship Game (Atlanta, Ga.)
> 2002 Gaylord Hotels Music City Bowl (Nashville, Tenn.)

2003 • (9-4, 4-4 SEC - 4th/West)
Captains: Jimmy Beasley, Tony Bua, Bo Lacy, Caleb Miller, Justin Scott, George Wilson

DATE	OPPONENT	UA/OPP RK	TV	W L T	UA	OPP
Sept. 6	TULSA			W	45	13
Sept. 13	at Texas	NR/6	ABC	W	38	28
Sept. 20	NORTH TEXAS+	14/NR		W	31	7
Sept. 27	at Alabama*	9/NR	CBS	W (2 OT)	34	31
Oct. 11	AUBURN (HC)*	7/NR	JP	L	3	10
Oct. 18	FLORIDA*	11/NR	CBS	L	28	33
Oct. 25	at Ole Miss*	21/NR	ESPN2	L	7	19
Nov. 1	at Kentucky*		ESPN2	W (7 OT)	71	63
Nov. 6	SOUTH CAROLINA*+		ESPN	W	28	6
Nov. 15	NEW MEXICO STATE			W	48	20
Nov. 22	MISSISSIPPI STATE*			W	52	6
Nov. 28	at LSU*	NR/3	CBS	L	24	55
Dec. 31	vs. Missouri>		ESPN	W	27	14

** Southeastern Conference game*
+ Little Rock, Ark.
> 2003 Mainstay Independence Bowl (Shreveport, La.)

2004 • (5-6, 3-5 SEC - T-3rd/West)
Captains: DeCori Birmingham, Arrion Dixon, Steven Harris, Jeb Huckeba, Matt Jones, Marcus Whitmore

DATE	OPPONENT	UA/OPP RK	TV	W L T	UA	OPP
Sept. 4	NEW MEXICO STATE			W	63	13
Sept. 11	TEXAS	NR/7	ESPN	L	20	22
Sept. 18	LOUISIANA-MONROE+			W	49	20
Sept. 25	ALABAMA*		CBS	W	27	10
Oct. 2	at Florida*	NR/16	CBS	L	30	45
Oct. 16	at Auburn*	NR/4	CBS	L	20	38
Oct. 23	GEORGIA (HC)*	NR/10	ESPN2	L	14	20
Nov. 6	at South Carolina*		JP	L	32	35
Nov. 13	OLE MISS*		JP	W	35	3
Nov. 20	at Mississippi State*			W	24	21
Nov. 26	LSU*+	NR/14	CBS	L	14	43

** Southeastern Conference game*
+ Little Rock, Ark.

2005 • (4-7, 2-6 SEC - 4th/West)
Captains: Pierre Brown, Kyle Dickerson, Brandon Kennedy, Kyle Roper, Vickiel Vaughn

DATE	OPPONENT	UA/OPP RK	TV	W L T	UA	OPP
Sept. 3	MISSOURI STATE			W	49	17
Sept. 10	VANDERBILT*			L	24	28
Sept. 17	at Southern California^	NR/1	FSN	L	17	70
Sept. 24	at Alabama*^		JP	L	13	24
Oct. 8	LOUISIANA-MONROE+			W	44	15
Oct. 15	AUBURN*	NR/21		L	17	34
Oct. 22	at Georgia*	NR/4	JP	L	20	23
Nov. 5	SOUTH CAROLINA (HC)*		JP	L	10	14
Nov. 12	at Ole Miss*			W	28	17
Nov. 19	MISSISSIPPI STATE*+			W	44	10
Nov. 25	at LSU*	NR/3	CBS	L	17	19

+ Little Rock, Ark.
** Southeastern Conference game*
^ USC and Alabama later vacated wins due to NCAA Committee on Infractions penalty

2006 • (10-4, 7-1 SEC - 1st/West)
15th AP/16th USA Today
Captains: Keith Jackson, Sam Olajubutu, Desmond Sims, Zac Tubbs, Tony Ugoh, Darius Vinnett

DATE	OPPONENT	UA/OPP RK	TV	W L T	UA	OPP
Sept. 2	SOUTHERN CALIFORNIA	NR/6	ESPN	L	14	50
Sept. 9	UTAH STATE			W	20	0
Sept. 16	at Vanderbilt*		LFS	L	21	19
Sept. 23	ALABAMA*		CBS	W (2 OT)	24	23
Oct. 7	at Auburn*	NR/2	CBS	W	27	10
Oct. 14	SE MISSOURI ST. (HC)	17/NR		W	63	7
Oct. 21	OLE MISS*	15/NR	LFS	W	38	3
Oct. 28	LOUISIANA-MONROE+	13/NR	ESPNU	W	44	10
Nov. 4	at South Carolina*	12/NR	ESPN	W	26	20
Nov. 11	TENNESSEE*	11/13	ESPN2	W	31	14
Nov. 18	at Mississippi State*	5/NR		W	28	14
Nov. 24	LSU*+	5/9	CBS	L	26	31
Dec. 2	vs. Florida<	8/4	CBS	L	28	38
Jan. 1	vs. Wisconsin>	12/6	ABC	L	14	17

** Southeastern Conference game*
+ Little Rock, Ark.
< 2006 SEC Championship Game (Atlanta, Ga.)
> 2007 Capital One Bowl (Orlando, Fla.)

SEASON-BY-SEASON RESULTS

2007 • (8-5, 4-4 SEC - T-3rd/West)
Captains: Weston Dacus, Marcus Harrison, Robert Johnson, Marcus Monk, Matterral Richardson, Kevin Woods

DATE	OPPONENT	UA/OPP RK	TV	W L T	UA	OPP
Sept. 1	TROY	21/NR		W	46	26
Sept. 15	at Alabama*^	16/NR	ESPN	L	38	41
Sept. 22	KENTUCKY*	NR/21	ESPN2	L	29	42
Sept. 29	NORTH TEXAS			W	66	7
Oct. 6	CHATTANOOGA+			W	34	15
Oct. 13	AUBURN*	NR/22	ESPN	L	7	9
Oct. 20	at Ole Miss*			W	44	8
Oct. 27	FIU (HC)			W	58	10
Nov. 3	SOUTH CAROLINA*	NR/23	ESPN2	W	48	36
Nov. 10	at Tennessee*	NR/22	LFS	L	13	34
Nov. 17	MISSISSIPPI STATE*+			W	45	31
Nov. 23	at LSU*	NR/1	CBS	W (3 OT)	50	48
Jan. 1	Missouri>&	25/7	FOX	L	7	38

** Southeastern Conference game*
+ Little Rock, Ark.
> 2008 Cotton Bowl (Dallas, Texas)
& Reggie Herring served as interim head coach
^ Alabama later vacated win due to NCAA Committee on Infractions penalty



BOBBY PETRINO
2008-11
4 Seasons • 34-17

Bobby Petrino was introduced as the head coach of the Razorbacks on Dec. 11, 2007. In just his third season, he led Arkansas to the first BCS game in school history against Ohio State in the Allstate Sugar Bowl. In his final season, he took the Razorbacks to a school-record-tying 11 wins and the first top-five AP finish since 1977.

2008 • (5-7, 2-6 SEC - T-4th/West)
Captains: Casey Dick, Jonathan Luigs, Jamar Love, Malcolm Sheppard

DATE	OPPONENT	UA/OPP RK	TV	W L T	UA	OPP
Aug. 30	WESTERN ILLINOIS			W	28	24
Sept. 6	LOUISIANA-MONROE+		RSP	W	28	27
Sept. 20	ALABAMA*	NR/9	Raycom	L	14	49
Sept. 27	at Texas	NR/7	ABC	L	10	52
Oct. 4	FLORIDA*	NR/12	Raycom	L	7	38
Oct. 11	at Auburn*	NR/20	RSP	W	25	22
Oct. 18	at Kentucky*		ESPNU	L	20	21
Oct. 25	OLE MISS*		RSP	L	21	23
Nov. 1	TULSA (HC)	NR/19	RSP	W	30	23
Nov. 8	at South Carolina*		ESPN	L	21	34
Nov. 22	at Mississippi State*			L	28	31
Nov. 28	LSU*+		CBS	W	31	30

** Southeastern Conference game*
+ Little Rock, Ark.

2009 • (8-5, 3-5 SEC - T-4th/West)
Captains: Adrian Davis, Wendel Davis, DeMarcus Love, Ryan Mallett, Malcolm Sheppard, Michael Smith

DATE	OPPONENT	UA/OPP RK	TV	W L T	UA	OPP
Sept. 5	MISSOURI STATE+		RSP	W	48	10
Sept. 19	GEORGIA*	NR/23	ESPN	L	41	52
Sept. 26	at Alabama*	NR/3	CBS	L	7	35
Oct. 3	vs. Texas A&M^		ESPN2	W	47	19
Oct. 10	AUBURN*	NR/17	ESPN	W	44	23
Oct. 17	at Florida*	NR/1	CBS	L	20	23
Oct. 24	at Ole Miss*		SEC-R	L	17	30
Oct. 31	EASTERN MICHIGAN (HC)		ESPNU	W	63	27
Nov. 7	SOUTH CAROLINA*		SEC-R	W	33	16
Nov. 14	TROY		CSS	W	56	20
Nov. 21	MISSISSIPPI STATE*+		SEC-R	W	42	21
Nov. 28	at LSU*	NR/17	ESPN	L (OT)	30	33
Jan. 2	vs. East Carolina>		ESPN	W (OT)	20	17

** Southeastern Conference game*
+ Little Rock, Ark.
^ Arlington, Texas
> 2010 Liberty Bowl (Memphis, Tenn.)

2010 • (10-3, 6-2 SEC - T-2nd/West)
12th AP/12th USA Today
Captains: Jake Bequette, Ramon Broadway, Jerry Franklin, DeMarcus Love, Ryan Mallett, D.J. Williams

DATE	OPPONENT	UA/OPP RK	TV	W L T	UA	OPP
Sept. 4	Tennessee Tech	17/NR	RSP	W	44	3
Sept. 11	LOUISIANA-MONROE+	14/NR	FSN	W	31	7
Sept. 18	at Georgia*	12/NR	ESPN	W	31	24
Sept. 25	ALABAMA*	10/1	CBS	L	20	24
Oct. 9	vs. Texas A&M^	11/NR	ABC	W	24	17
Oct. 16	at Auburn*	12/7	CBS	L	43	65
Oct. 23	OLE MISS*	21/NR	SEC-R	W	38	24
Oct. 30	VANDERBILT (HC)*	19/NR	FSN	W	49	14
Nov. 6	at South Carolina*	17/18	ESPN	W	41	20
Nov. 13	UTEP	14/NR	ESPNU	W	58	21
Nov. 20	at Mississippi State*	13/22	ESPN	W (2OT)	38	31
Nov. 27	LSU*+	12/6	CBS	W	31	23
Jan. 4	vs. Ohio State>&	8/6	ESPN	L	26	31

** Southeastern Conference game*
+ Little Rock, Ark.
^ Arlington, Texas
> 2011 Sugar Bowl (New Orleans, La.)
& Ohio State later vacated win due to NCAA investigation

2011 • (11-2, 6-2 SEC - 3rd/West)
5th AP/5th USA Today
Captains: Jake Bequette, Knile Davis, Jerry Franklin, Jerico Nelson, Tyler Wilson, Jarius Wright

DATE	OPPONENT	UA/OPP RK	TV	W L T	UA	OPP
Sept. 3	MISSOURI STATE	15/NR	RSP	W	51	7
Sept. 10	NEW MEXICO+	14/NR	ESPNU	W	52	3
Sept. 17	TROY	14/NR	CSS	W	38	28
Sept. 24	at Alabama*	14/3	CBS	L	14	38
Oct. 1	vs. Texas A&M^	18/14	ESPN	W	42	38
Oct. 8	AUBURN*	10/15	ESPN	W	38	14
Oct. 22	at Ole Miss*	10/NR	SEC-R	W	29	24
Oct. 29	at Vanderbilt*	8/NR	SEC-R	W	31	28
Nov. 5	SOUTH CAROLINA (HC)*	8/10	ESPN	W	44	28
Nov. 12	TENNESSEE*	8/NR	ESPN2	W	49	7
Nov. 19	MISSISSIPPI STATE*+	6/NR	CBS	W	44	17
Nov. 25	at LSU*	3/1	CBS	L	17	41
Jan. 6	vs. Kansas State>	7/11	FOX	W	29	16

** Southeastern Conference game*
+ Little Rock, Ark.
^ Arlington, Texas
> 2012 Cotton Bowl (Arlington, Texas)



JOHN L. SMITH
2012
1 Season • 4-8

On April 23, 2012, John L. Smith returned to Arkansas as the Razorbacks' head coach for the 2012 season. Smith, who was an assistant at Arkansas from 2009-11, was named a head coach for the sixth time in his career after stops at Idaho, Utah State, Louisville, Michigan State and Weber State.

2012 • (4-8, 2-6 SEC - 6th/West)
Captains: Alfred Davis, Knile Davis, Alonzo Highsmith, Travis Swanson, Tyler Wilson, Tenarius Wright

DATE	OPPONENT	UA/OPP RK	TV	W L T	UA	OPP
Sept. 1	JACKSONVILLE ST	10/NR	PPV	W	49	24
Sept. 8	LOUISIANA-MONROE+	8/NR	ESPNU	L (OT)	31	34
Sept. 15	ALABAMA*	NR/1	CBS	L	0	52
Sept. 22	RUTGERS		ESPNU	L	26	35
Sept. 29	at Texas A&M*		SEC-R	L	10	58
Oct. 6	at Auburn*		ESPN2	W	24	7
Oct. 13	KENTUCKY*		FSN	W	49	7
Oct. 27	OLE MISS*+&		SEC-R	L	27	30
Nov. 3	TULSA (HC)		SEC-R	W	19	15
Nov. 10	at South Carolina*	NR/12	CBS	L	20	38
Nov. 17	at Mississippi State*		SEC-R	L	14	45
Nov. 23	LSU*	NR/8	CBS	L	13	20

** Southeastern Conference game*
+ Little Rock, Ark.
& Ole Miss later vacated win due to NCAA Committee on Infractions penalty



BRET BIELEMA
2013-17
5 Seasons • 29-34

Named the 32nd head coach in program history in December of 2012, Bielema came to Arkansas after having spent seven years as head coach at Wisconsin. He led Arkansas to three straight bowl appearances, highlighted by wins over Texas at the 2014 Texas Bowl and Kansas State at the 2016 Liberty Bowl. In 2014, Arkansas became the first unranked team in college football history to post back-to-back shutouts over ranked opponents in blanking No. 20 LSU and No. 8 Ole Miss.

2013 • (3-9, 0-8 SEC - 7th/West)
Captains: Kiero Small, Travis Swanson, Chris Smith, Robert Thomas

DATE	OPPONENT	UA/OPP RK	TV	W L T	UA	OPP
Aug. 31	LOUISIANA-LAFAYETTE		FSN	W	34	14
Sept. 7	SAMFORD+		PPV	W	31	21
Sept. 14	SOUTHERN MISS		SEC-R	W	24	3
Sept. 21	at Rutgers		ESPN	L	24	28
Sept. 28	TEXAS A&M*	NR/10	ESPN2	L	33	45
Oct. 5	at Florida*	NR/18	ESPN2	L	10	30
Oct. 12	SOUTH CAROLINA (HC)*	NR/14	SEC-R	L	7	52
Oct. 19	at Alabama*	NR/1	ESPN	L	0	52
Nov. 2	AUBURN*	NR/8	ESPN2	L	17	35
Nov. 9	at Ole Miss*&		SEC-R	L	24	34
Nov. 23	MISSISSIPPI STATE*+		SEC-R	L (OT)	17	24
Nov. 29	at LSU*	NR/15	CBS	L	27	31

** Southeastern Conference game*
+ Little Rock, Ark.
& Ole Miss later vacated win due to NCAA Committee on Infractions penalty

2014 • (7-6, 2-6 SEC - 7th/West)
Captains: Brandon Allen, Brey Cook, Trey Flowers, Alan Turner

DATE	OPPONENT	UA/OPP RK	TV	W L T	UA	OPP
Aug. 30	at Auburn*	NR/6	SECN	L	21	45
Sept. 6	NICHOLLS		SECN-Alt	W	73	7
Sept. 13	at Texas Tech		ABC	W	49	28
Sept. 20	NORTHERN ILLINOIS		ESPNU	W	52	14
Sept. 27	vs. Texas A&M*^	NR/6	CBS	L (OT)	28	35
Oct. 11	ALABAMA*	NR/7	ESPN2	L	13	14
Oct. 18	GEORGIA*+	NR/10	SECN	L	32	45
Oct. 25	UAB (HC)		SECN	W	45	17
Nov. 1	at Mississippi State*	NR/1	ESPN2	L	10	17
Nov. 15	LSU*	NR/20	ESPN2	W	17	0
Nov. 22	OLE MISS*	NR/8	CBS	W	30	0
Nov. 28	at Missouri*	NR/17	CBS	L	14	21
Dec. 29	vs. Texas>		ESPN	W	31	7

** Southeastern Conference game*
+ Little Rock, Ark.
^ Arlington, Texas
> 2014 AdvoCare V100 Texas Bowl (Houston, Texas)

2015 • (8-5, 5-3 SEC - 3rd/West)
Captains: Brandon Allen, Jonathan Williams, Brooks Ellis, JaMichael Winston

DATE	OPPONENT	UA/OPP RK	TV	W L T	UA	OPP
Sept. 5	UTEP	18/NR	ESPNU	W	48	13
Sept. 12	TOLEDO+	18/NR	SECN-Alt	L	12	16
Sept. 19	TEXAS TECH		ESPN2	L	24	35
Sept. 26	vs. Texas A&M*^	NR/14	ESPN	L (OT)	21	28
Oct. 3	at Tennessee*		ESPN2	W	24	20
Oct. 10	at Alabama*	NR/8	ESPN	L	14	27
Oct. 24	AUBURN*		SECN	W (4 OT)	54	46
Oct. 31	UT MARTIN (HC)		SECN	W	63	28
Nov. 7	at Ole Miss*	NR/19	CBS	W (OT)	53	52
Nov. 14	at LSU*	NR/9	ESPN	W	31	14
Nov. 21	MISSISSIPPI STATE*		ESPN	L	50	51
Nov. 27	MISSOURI*		CBS	W	28	3
Jan. 2	vs. Kansas State>		ESPN	W	45	23

** Southeastern Conference game*
+ Little Rock, Ark.
^ Arlington, Texas
> 2016 Autozone Liberty Bowl (Memphis, Tenn.)

SEASON-BY-SEASON RESULTS

2016 • (7-6, 3-5 SEC - T-5th/West)
Captains: Brooks Ellis, Dan Skipper, Kody Walker, Deatrich Wise Jr.

DATE	OPPONENT	UA/OPP RK	TV	W L T	UA	OPP
Sept. 3	LOUISIANA TECH		SECN	W	21	20
Sept. 10	at TCU	NR/15	ESPN	W (2 OT)	41	38
Sept. 17	TEXAS STATE	24/NR	SECN-Alt	W	42	3
Sept. 24	vs. Texas A&M*^	17/10	ESPN	L	24	45
Oct. 1	ALCORN STATE+	20/NR	SECN-Alt	W	52	10
Oct. 8	ALABAMA*	16/1	ESPN	L	30	49
Oct. 15	OLE MISS* (HC)	22/12	ESPN	W	34	30
Oct. 22	at Auburn*	17/21	ESPN	L	3	56
Nov. 5	FLORIDA*	NR/10	CBS	W	31	10
Nov. 12	LSU*	NR/19	ESPN	L	10	38
Nov. 19	at Mississippi State*		ESPNU	W	58	42
Nov. 25	at Missouri*		CBS	L	24	28
Dec. 29	vs. Virginia Tech>	NR/18	ESPN	L	24	35

**Southeastern Conference game*
+ Little Rock, Ark.
^ Arlington, Texas
> 2016 Belk Bowl (Charlotte, N.C.)

2017 • (4-8, 1-7 SEC - 7th/West)
Captains: Austin Allen, Frank Ragnow, Santos Ramirez, Kevin Richardson II

DATE	OPPONENT	UA/OPP RK	TV	W L T	UA	OPP
Aug. 31	FLORIDA A&M+		SECN	W	49	7
Sept. 9	TCU	NR/23	CBS	L	7	28
Sept. 23	vs. Texas A&M*^		ESPN	L (OT)	43	50
Sept. 30	NEW MEXICO STATE		SECN	W	42	24
Oct. 7	at South Carolina*		SECN	L	22	48
Oct. 14	at Alabama*	NR/1	ESPN	L	9	41
Oct. 21	AUBURN*	NR/21	SECN	L	20	52
Oct. 28	at Ole Miss*		SECN	W	38	37
Nov. 4	COASTAL CAROLINA (HC)		SECN-Alt	W	39	38
Nov. 11	at LSU*	NR/24	ESPN	L	10	33
Nov. 18	MISSISSIPPI STATE*	NR/17	CBS	L	21	28
Nov. 24	MISSOURI*		CBS	L	45	48

** Southeastern Conference game*
+ Little Rock, Ark.
^ Arlington, Texas



CHAD MORRIS
2018-19
2 Seasons • 4-18

Chad Morris was named the 33rd head football in University of Arkansas history on Dec. 6, 2017. Under Morris' fast-paced, no-huddle spread attack from 2010-14, Clemson shattered 127 offensive records (89 individual, 38 team). During his three seasons at SMU (2015-17), Morris turned a 1-11 program before he took over to the program's first bowl bid since 2012 in 2017.

2018 • (2-10, 0-8 SEC - 7th/West)
Captains: Hjalte Froholdt, Dre Greenlaw, De'Jon Harris, Santos Ramirez

DATE	OPPONENT	UA/OPP RK	TV	W L T	UA	OPP
Sept. 1	EASTERN ILLINOIS		SECN	W	55	20
Sept. 8	at Colorado State		CBSSN	L	27	34
Sept. 15	NORTH TEXAS		SECN-Alt	L	17	44
Sept. 22	at Auburn*	NR/9	SECN	L	3	34
Sept. 29	vs. Texas A&M*^		ESPN	L	17	24
Oct. 6	ALABAMA*	NR/1	ESPN	L	31	65
Oct. 13	OLE MISS*+		SECN	L	33	37
Oct. 20	TULSA (HC)		SECN	W	23	0
Oct. 27	VANDERBILT*		SECN	L	31	45
Nov. 10	LSU*	NR/9	SECN	L	17	24
Nov. 17	at Mississippi State*	NR/25	ESPN	L	6	52
Nov. 23	at Missouri*		CBS	L	0	38

** Southeastern Conference game*
+ Little Rock, Ark.
^ Arlington, Texas

2019 • (2-10, 0-8 SEC - 7th/West)
Captains: McTelvin Agim, De'Jon Harris, T.J. Smith

DATE	OPPONENT	UA/OPP RK	TV	W L T	UA	OPP
Aug. 31	PORTLAND STATE		SECN	W	20	13
Sept. 7	at Ole Miss*		SECN	L	17	31
Sept. 14	COLORADO STATE		SECN	W	55	34
Sept. 21	SAN JOSE STATE		SECN	L	24	31
Sept. 28	vs. Texas A&M*^	NR/23	ESPN	L	27	31
Oct. 12	at Kentucky*		SECN	L	20	24
Oct. 19	AUBURN*	NR/11	SECN	L	10	51
Oct. 26	at Alabama*	NR/1	ESPN	L	7	48
Nov. 2	MISSISSIPPI STATE* (HC)		SECN	L	24	54
Nov. 9	WESTERN KENTUCKY		SECN	L	19	45
Nov. 23	at LSU*&	NR/1	ESPN	L	20	56
Nov. 29	MISSOURI*+&		CBS	L	14	24

** Southeastern Conference game*
+ Little Rock, Ark.
^ Arlington, Texas
& Barry Lunney Jr. served as interim head coach



SAM PITTMAN
2020-25
5+ Seasons • 32-34

On Dec. 9, 2019, Sam Pittman was introduced as the 34th head coach in program history. Pittman restored the pride in the program quickly, leading the Razorbacks back to a bowl game in 2021 and winning the most games in a decade. His second team also made history, winning four trophies for the first time in school history, claiming the Southwest Classic, Golden Boot, Battle Line Rivalry and Outback Bowl.

2020 • (3-7, 3-7 SEC - 5th/West)
Captains: Rakeem Boyd, Myron Cunningham, Feleipe Franks, Grant Morgan, Jonathan Marshall

DATE	OPPONENT	UA/OPP RK	TV	W L T	UA	OPP
Sept. 26	Georgia*	NR/4	SECN	L	10	37
Oct. 3	at Mississippi State*	NR/16	SECN-Alt	W	21	14
Oct. 10	at Auburn*	NR/13	ESPN	L	28	30
Oct. 17	Ole Miss*		SECN	W	33	21
Oct. 31	at Texas A&M*	NR/8	SECN	L	31	42
Nov. 7	Tennessee*		SECN	W	24	13
Nov. 14	at Florida*	NR/6	ESPN	L	35	63
Nov. 21	LSU*		SECN	L	24	27
Dec. 5	at Missouri*		SECN	L	48	50
Dec. 12	Alabama*	NR/1	ESPN	L	3	52
Dec. 31	vs. TCU>$					

** Southeastern Conference game*
> 2020 Mercari Texas Bowl (Houston, Texas)
$ Canceled

2021 • (9-4, 4-4 SEC - 3rd/West)
21st AP/20th USA Today
Captains: Jalen Catalon, Myron Cunningham, Joe Foucha, KJ Jefferson, Grant Morgan

DATE	OPPONENT	UA/OPP RK	TV	W L T	UA	OPP
Sept. 4	RICE		SECN+	W	38	17
Sept. 11	TEXAS	NR/15	ESPN	W	40	21
Sept. 18	GEORGIA SOUTHERN	20/NR	SECN	W	45	10
Sept. 25	vs. Texas A&M*^	16/7	CBS	W	20	10
Oct. 2	at Georgia*	8/2	ESPN	L	0	37
Oct. 9	at Ole Miss*	13/17	ESPN	L	51	52
Oct. 16	AUBURN* (HC)	17/NR	CBS	L	23	38
Oct. 23	UAPB+		SECN	W	45	3
Nov. 6	MISSISSIPPI STATE*		SECN	W	31	28
Nov. 13	at LSU*		SECN	W (OT)	16	13
Nov. 20	at Alabama*	21/2	CBS	L	35	42
Nov. 26	MISSOURI*	25/NR	CBS	W	34	17
Jan. 1	vs. Penn State>	22/NR	ESPN2	W	24	10

** Southeastern Conference game*
> 2022 Outback Bowl (Tampa, Fla.)
+ Little Rock, Ark.
^ Arlington, Texas

2022 • (7-6, 3-5 SEC - 5th/West)
Captains: Simeon Blair, Jalen Catalon, KJ Jefferson, Bumper Pool, Dalton Wagner

DATE	OPPONENT	UA/OPP RK	TV	W L T	UA	OPP
Sept. 3	CINCINNATI	19/23	ESPN	W	31	24
Sept. 10	SOUTH CAROLINA*	16/RV	ESPN	W	44	30
Sept. 17	MISSOURI STATE	10/--	SECN+	W	38	27
Sept. 24	vs. Texas A&M*^	10/23	ESPN	L	21	23
Oct. 1	ALABAMA*	20/2	CBS	L	26	49
Oct. 8	at Mississippi State*	RV/23	SECN	L	17	40
Oct. 15	at BYU	NR/RV	ESPN	W	52	35
Oct. 29	at Auburn*	RV/NR	SECN	W	41	27
Nov. 5	LIBERTY (HC)	RV/23	SECN	L	19	21
Nov. 12	LSU*	NR/7	ESPN	L	10	13
Nov. 19	OLE MISS*	NR/14	SECN	W	42	27
Nov. 25	at Missouri*	RV/NR	CBS	L	27	29
Dec. 28	vs. Kansas>		ESPN	W (3OT)	55	53

** Southeastern Conference game*
> 2022 AutoZone Liberty Bowl (Memphis, Tenn.)
^ Arlington, Texas

2023 • (4-8, 1-7 SEC - 7th/West)
Captains: Landon Jackson, Trajan Jeffcoat, KJ Jefferson, Brady Latham, Cam Little, Raheim Sanders

DATE	OPPONENT	UA/OPP RK	TV	W L T	UA	OPP
Sept. 2	Western Carolina+	RV/NR	SECN+	W	56	13
Sept. 9	KENT STATE	RV/NR	SECN	W	28	6
Sept. 16	BYU	RV/NR	ESPN2	L	31	38
Sept. 23	at LSU	NR/12	ESPN	L	31	34
Sept. 30	vs. Texas A&M*^	NR/RV	SECN	L	22	34
Oct. 7	at Ole Miss*	NR/16	SECN	L	20	27
Oct. 14	at Alabama*	NR/11	ESPN	L	21	24
Oct. 21	MISSISSIPPI STATE* (HC)		ESPN	L	3	7
Nov. 4	at Florida*		ESPN2	W (OT)	39	36
Nov. 11	AUBURN*		SECN	L	10	48
Nov. 18	FIU		ESPNU	W	44	20
Nov. 24	MISSOURI*	NR/10	CBS	L	14	48

** Southeastern Conference game*
^ Arlington, Texas
+ Little Rock, Ark.

2024 • (7-6, 3-5 SEC - T10th)
Captains: Cam Ball, Taylen Green, Landon Jackson

DATE	OPPONENT	UA/OPP RK	TV	W L T	UA	OPP
Aug. 29	UAPB		ESPNU	W	70	0
Sept. 7	at Oklahoma State	RV/16	ABC	L (2OT)	31	39
Sept. 14	UAB		SECN	W	37	27
Sept. 21	at Auburn*		ESPN	W	24	14
Sept. 28	vs. Texas A&M*^	RV/24	ESPN	L	17	21
Oct. 5	Tennessee*	NR/4	ABC	W	19	14
Oct. 19	LSU* (HC)	RV/8	ESPN	L	10	34
Oct. 26	at Mississippi State*		SECN	W	58	25
Nov. 2	OLE MISS*	RV/19	ESPN	L	31	63
Nov. 16	TEXAS*	NR/3	ABC	L	10	20
Nov. 23	LOUISIANA TECH		SECN+	W	35	14
Nov. 30	at Missouri*	NR/24	SECN	L	21	28
Dec. 27	vs. Texas Tech>		ESPN	W	39	26

** Southeastern Conference game*
^ Arlington, Texas
+ Little Rock, Ark.
> 2024 AutoZone Liberty Bowl (Memphis, Tenn.)

2025 • (2-10, 0-8 SEC - 16th)
Captains: Devin Bale, Cam Ball, Fernando Carmona, Taylen Green, Ashton Ngo, Xavian Sorey Jr.

DATE	OPPONENT	UA/OPP RK	TV	W L T	UA	OPP
Aug. 30	ALABAMA A&M		SECN	W	52	7
Sept. 6	ARKANSAS STATE+		ESPN+	W	56	14
Sept. 13	at Ole Miss*	NR/17	ESPN	L	35	41
Sept. 20	at Memphis		ABC	L	31	32
Sept. 27	NOTRE DAME	NR/22	ABC	L	13	56



BOBBY PETRINO
2025
1 Season • 0-7

Named interim head coach after the fifth game of the 2025 season, Bobby Petrino coached the Razorbacks during the final seven games.

DATE	OPPONENT	UA/OPP RK	TV	W L T	UA	OPP
Oct. 11	at Tennessee*	NR/12	SECN	L	31	34
Oct. 18	TEXAS A&M*	NR/4	ESPN	L	42	45
Oct. 25	AUBURN*		SECN	L	24	33
Nov. 1	MISSISSIPPI STATE*		SECN	L	35	38
Nov. 15	at LSU*		SECN	L	22	23
Nov. 22	at Texas*	NR/17	ABC	L	37	52
Nov. 29	MISSOURI*	NR/RV	SECN	L	17	31

** Southeastern Conference game*
+ Little Rock, Ark.



AGAINST ALL OPPONENTS

ALL-TIME RECORDS

In Season Openers: 132 (104-24-4 [.803])
On Homecoming: 104 (61-39-4 [.606])
**Bowl game*

OPPONENT	W	L	T	FIRST MEETING	LAST MEETING
Abilene Christian	1	0	0	1948	1948
Air Force	1	0	0	1975	1975
Alabama	8	26	0	1961*	2023
Alabama A&M	1	0	0	2025	2025
Alabama-Birmingham	2	0	0	2014	2024
Alcorn State	1	0	0	2016	2016
Arkansas A&M	1	0	0	1944	1944
Arkansas-Pine Bluff	2	0	0	2021	2024
Arkansas State	1	0	0	2025	2025
Arizona State	2	0	0	1951	1985*
Auburn	13	21	1	1984*	2025
Austin College	2	0	0	1913	1927
Barksdale Field	1	0	0	1945	1945
Baylor	35	33	2	1904	1991
Boise State	2	0	0	2000	2002
BYU	1	1	0	2022	2023
California	1	0	0	1971	1971
Camp Pike	0	1	0	1918	1918
Centenary	3	1	2	1926	1933*
Central Arkansas	2	0	0	1923	1926
Central Florida	1	0	0	2001	2001
Central Missouri State	1	0	0	1917	1917
Central Oklahoma State	2	0	0	1937	1939
Chattanooga	1	0	0	2007	2007
Chicago	0	0	1	1931	1931
Chiloco College	1	1	0	1905	1906
Cincinnati	1	0	0	2022	2022
The Citadel	0	1	0	1992	1992
Coastal Carolina	1	0	0	2017	2017
College of the Ozarks	8	0	0	1927	1935
Colorado State	4	1	0	1974	2019
Dallas Medics	0	1	0	1904	1904
Detroit	2	0	0	1941	1942
Drury College	13	5	2	1896	1923
Duke	0	1	0	1960*	1960*
East Carolina	1	0	0	2009*	2009*
East Central Oklahoma	4	0	0	1929	1941
East Texas State	1	0	0	1948	1948
Eastern Illinois	1	0	0	2018	2018
Eastern Michigan	1	0	0	2009	2009
Fairmont College	2	0	0	1904	1909
Florida	3	10	0	1982*	2023
Florida A&M	1	0	0	2017	2017
Florida International	2	0	0	2007	2023
Fordham	0	1	0	1940	1940
Ft. Scott (Kan.) High	2	2	0	1898	1904
Ft. Smith (Ark.) High	8	0	0	1894	1904
George Washington	0	1	1	1936	1937
Georgia	4	12	0	1968*	2021
Georgia Southern	1	0	0	2021	2021
Georgia Tech	1	1	0	1954*	1959*
Hardin-Simmons	3	0	0	1956	1962
Haskell College	1	0	1	1907	1908
Hawaii	1	0	0	1987	1987
Henderson State	6	0	0	1908	1929
Hendrix College	15	0	2	1911	1933
Houston	12	6	0	1952	1991
Iowa	0	1	0	1925	1925
Iowa State	1	0	0	1973	1973
Jacksonville State	1	0	0	2012	2012
Joplin (Mo.) High	1	0	1	1899	1901
Kansas	1	2	0	1905	2022*
Kansas City Medics	1	1	0	1901	1905
Kansas State	2	3	0	1910	2015*
Kent State	1	0	0	2023	2023
Kentucky	3	5	0	1998	2019
Kingfisher College	1	0	0	1902	1902
Liberty	0	1	0	2022	2022
Little Rock (Ark.) High	0	1	0	1901	1901
Louisiana	5	0	0	1991	2013
Louisiana-Monroe	9	1	0	1996	2012
Louisiana Tech	5	0	0	1901	2024
LSU	23	46	2	1901	2025
Memphis	2	4	0	1992	2025
Miami (Fla.)	0	3	0	1987	1991
Michigan	0	1	0	1998*	1998*
Middle Tennessee	1	0	0	1999	1999
Minnesota	0	1	0	2002*	2002*
Mississippi State	19	16	1	1916	2025
Missouri	4	13	0	1906	2025
Missouri State	8	0	0	1911	2022
Missouri-Rolla	15	4	0	1902	1943
Monticello Navy	0	1	0	1943	1943
Navy	2	0	0	1982	1984
Nebraska	1	0	0	1964*	1964*
Neosho (Mo.) High	1	0	0	1902	1902
New Mexico	3	0	0	1983	2011
New Mexico State	6	0	0	1977	2017
Nicholls	1	0	0	2014	2014
Northeastern (Okla.) State	1	0	0	1924	1924
Norman Navy	0	1	0	1944	1944
North Carolina	0	2	0	1981*	1995*
Northern Illinois	2	0	0	1994	2014
North Texas	9	1	0	1947	2018
Northwestern	1	0	0	1981	1981
Northwestern (La.) State	3	0	0	1946	1961
Notre Dame	0	1	0	2025	2025
Ohio State	0	1	0	2010*	2010*
Oklahoma	4	9	1	1899	2001*
Oklahoma Baptist	2	1	0	1925	1933
Oklahoma Mines	1	0	0	1916	1916
Oklahoma State	30	16	1	1912	2024
Ole Miss	38	31	1	1908	2025
Ouachita College	6	2	1	1897	1923
Pacific	1	0	0	1988	1988
Penn State	1	0	0	2022*	2022*
Phillips College	4	0	1	1920	1925
Pierce City College	1	2	0	1900	1902
Pittsburg (Kan.) State	4	0	0	1908	1936
Portland State	1	0	0	2019	2019
Rhodes College	1	0	0	1928	1928
Rice	36	29	3	1919	2021
Rutgers	0	2	0	2012	2013
Saint Louis	1	2	1	1907	1915
Samford	1	0	0	2013	2013
San Jose State	0	1	0	2019	2019
Santa Clara	0	2	0	1938	1951
South Carolina	14	10	0	1992	2022
South Florida	1	0	0	2002	2002
SE Missouri State	2	0	0	1906	2006
Southern California	1	4	0	1972	2006
Southern Methodist	37	31	5	1920	1999
Southern Miss	1	0	0	2013	2013
Stanford	0	1	0	1970	1970
State College of Missouri	0	2	0	1902	1903
Tahlequah Seminary	1	0	0	1902	1902
Tennessee	7	14	0	1907	2025
Tennessee-Martin	1	0	0	2015	2015
Tennessee Tech	1	0	0	2010	2010
Texas	23	58	0	1894	2025
Texas A&M	42	37	3	1903	2025
TCU	44	24	2	1920	2017
Texas-El Paso	3	0	0	1989	2015
Texas Southwestern	2	0	1	1910	1912
Texas Tech	30	8	0	1957	2024*
Texas State	1	0	0	2016	2016
Toledo	0	1	0	2015	2015
Transylvania (Ky.)	0	1	0	1905	1905
Troy	4	0	0	2002	2011
Tulane	3	0	0	1906	1980*
Tulsa	55	15	3	1899	2018
UCLA	0	1	1	1978*	1988*
UNLV	1	1	0	2000*	2001
Utah State	3	0	0	1975	2006
Vanderbilt	7	3	0	1949	2018
Villanova	0	1	0	1939	1939
Virginia Tech	0	1	0	2016*	2016*
Washington (Mo.)	4	1	0	1905	1912
Webb City (Mo.) High	1	0	0	1900	1900
Weber State	1	0	0	2001	2001
Western Carolina	1	0	0	2023	2023
Western Illinois	1	0	0	2008	2008
Western Kentucky	0	1	0	2019	2019
Wichita State	6	0	0	1904	1980
William & Mary	1	2	0	1947*	1949
Wisconsin	0	2	0	1912	2006



VS. 2026 OPPONENTS

NORTH ALABAMA

First meeting

UTAH

First meeting

GEORGIA

Georgia leads the series 12-4

DATE	UA/OPP RANK	SITE	RESULT
Jan. 1, 1969	9/4	New Orleans, La.	W, 16-14
Jan. 1, 1976	18/12	Dallas, Texas	W, 31-10
Dec. 29, 1987	NR/15	Memphis, Tenn.	L, 20-17
Dec. 29, 1991	NR/24	Shreveport, La.	L, 24-15
Oct. 3, 1992	NR/16	Fayetteville, Ark.	L, 27-3
Oct. 2, 1993		Athens, Ga.	W, 20-10
Sept. 30, 2000	NR/25	Fayetteville, Ark.	L, 38-7
Sept. 29, 2001		Athens, Ga.	L, 34-23
Dec. 7, 2002	22/4	Atlanta, Ga.	L, 30-3
Oct. 23, 2004	NR/10	Fayetteville, Ark.	L, 20-14
Oct. 22, 2005	NR/4	Athens, Ga.	L, 23-20
Sept. 19, 2009	NR/23	Fayetteville, Ark.	L, 52-41
Sept. 18, 2010	12/NR	Athens, Ga.	W, 31-24
Oct. 18, 2014	NR/10	Little Rock, Ark.	L, 45-32
Sept. 26, 2020	NR/4	Fayetteville, Ark.	L, 37-10
Oct. 2, 2021	8/2	Athens, Ga.	L, 37-0

TULSA

Arkansas leads the series 55-15-3

DATE	UA/OPP RANK	SITE	RESULT
Oct. 28, 1899		Fayetteville, Ark.	W, 11-0
Nov. 3, 1899		Tulsa, Okla.	T, 0-0
Nov. 9, 1901		Fayetteville, Ark.	W, 48-0
Oct. 22, 1902		Tulsa, Okla.	W, 33-0
Oct. 27, 1917		Fayetteville, Ark.	W, 19-7
Oct. 26, 1918		Fayetteville, Ark.	W, 23-6
Nov. 1, 1919		Fayetteville, Ark.	L, 63-7
Nov. 4, 1922		Fayetteville, Ark.	W, 1-0
Nov. 26, 1925		Tulsa, Okla.	W, 20-7
Nov. 25, 1926		Tulsa, Okla.	L, 14-7
Oct. 4, 1930		Tulsa, Okla.	L, 26-6
Nov. 30, 1933		Tulsa, Okla.	L, 7-0
Nov. 29, 1934		Tulsa, Okla.	T, 7-7
Nov. 28, 1935		Tulsa, Okla.	W, 14-7
Nov. 26, 1936		Tulsa, Okla.	W, 23-13
Nov. 25, 1937		Tulsa, Okla.	W, 28-7
Nov. 24, 1938		Tulsa, Okla.	T, 6-6
Nov. 30, 1939		Tulsa, Okla.	W, 23-0
Nov. 28, 1940		Tulsa, Okla.	W, 27-21
Nov. 27, 1941		Tulsa, Okla.	W, 13-6
Nov. 26, 1942	NR/6	Tulsa, Okla.	L, 40-7
Nov. 25, 1943	NR/20	Tulsa, Okla.	L, 61-0
Nov. 23, 1944		Tulsa, Okla.	L, 33-2
Nov. 23, 1945	NR/17	Tulsa, Okla.	L, 45-13
Nov. 28, 1946	10/NR	Tulsa, Okla.	L, 14-13
Nov. 27, 1947		Tulsa, Okla.	W, 27-13
Nov. 20, 1948		Little Rock, Ark.	W, 55-18
Nov. 26, 1949		Fayetteville, Ark.	W, 40-7
Nov. 23, 1950		Tulsa, Okla.	L, 28-13
Nov. 24, 1951		Little Rock, Ark.	W, 24-7
Nov. 22, 1952		Tulsa, Okla.	L, 44-34
Nov. 28, 1953		Fayetteville, Ark.	W, 27-7
Sept. 25, 1954		Fayetteville, Ark.	W, 41-0
Sept. 17, 1955		Fayetteville, Ark.	W, 21-6
Sept. 28, 1957		Fayetteville, Ark.	W, 41-14
Sept. 27, 1958		Fayetteville, Ark.	L, 27-14
Sept. 19, 1959		Fayetteville, Ark.	W, 28-0
Sept. 24, 1960		Fayetteville, Ark.	W, 48-7
Sept. 30, 1961		Fayetteville, Ark.	W, 6-0
Sept. 29, 1962	11/NR	Fayetteville, Ark.	W, 42-14
Oct. 26, 1963	11/NR	Fayetteville, Ark.	W, 56-7
Sept. 26, 1964	11/NR	Fayetteville, Ark.	W, 31-22
Sept. 25, 1965	5/NR	Fayetteville, Ark.	W, 20-12
Sept. 24, 1966	6/NR	Fayetteville, Ark.	W, 27-8
Sept. 30, 1967		Fayetteville, Ark.	L, 14-12
Sept. 28, 1968		Fayetteville, Ark.	W, 56-13
Sept. 27, 1969	3/NR	Fayetteville, Ark.	W, 55-0
Sept. 26, 1970	12/NR	Fayetteville, Ark.	W, 49-7
Sept. 25, 1971	7/NR	Fayetteville, Ark.	L, 21-20
Sept. 30, 1972		Fayetteville, Ark.	W, 21-20
Oct. 27, 1973		Little Rock, Ark.	W, 20-6
Sept. 28, 1974		Fayetteville, Ark.	W, 60-0
Sept. 27, 1975		Fayetteville, Ark.	W, 31-15
Sept. 25, 1976	12/NR	Fayetteville, Ark.	L, 9-3
Sept. 24, 1977	16/NR	Fayetteville, Ark.	W, 37-3
Sept. 30, 1978	2/NR	Fayetteville, Ark.	W, 21-13
Sept. 29, 1979	13/11	Fayetteville, Ark.	W, 33-8
Sept. 27, 1980	15/NR	Fayetteville, Ark.	W, 13-10
Sept. 12, 1981		Fayetteville, Ark.	W, 14-10
Sept. 11, 1982	13/NR	Fayetteville, Ark.	W, 38-0
Sept. 10, 1983		Fayetteville, Ark.	W, 17-14
Sept. 22, 1984		Fayetteville, Ark.	W, 18-9
Sept. 21, 1985	14/NR	Little Rock, Ark.	W, 24-0
Sept. 20, 1986	12/NR	Fayetteville, Ark.	W, 34-17
Sept. 19, 1987	12/NR	Fayetteville, Ark.	W, 30-15
Sept. 10, 1988		Fayetteville, Ark.	W, 30-26
Sept. 16, 1989	9/NR	Fayetteville, Ark.	W, 26-7
Sept. 15, 1990	15/NR	Fayetteville, Ark.	W, 28-3
Nov. 13, 1993		Fayetteville, Ark.	W, 24-11
Sep. 6, 2003		Fayetteville, Ark.	W, 45-13
Nov. 1, 2008	NR/19	Fayetteville, Ark.	W, 30-23
Nov. 3, 2012		Fayetteville, Ark.	W, 19-15
Oct. 20, 2018		Fayetteville, Ark.	W, 23-0

TEXAS A&M

Arkansas leads the series 42-37-3

DATE	UA/OPP RANK	SITE	RESULT
Oct. 31, 1903		Arlington, Texas	L, 6-0
Oct. 29, 1910		Fayetteville, Ark.	W, 5-0
Oct. 18, 1912		Dallas, Texas	L, 27-0
Oct. 15, 1927		College Station, Texas	L, 40-6
Oct. 29, 1928		Fayetteville, Ark.	W, 27-12
Oct. 26, 1929		College Station, Texas	W, 14-13
Oct. 25, 1930		Little Rock, Ark.	W, 13-0
Nov. 3, 1934		College Station, Texas	T, 7-7
Nov. 2, 1935		Little Rock, Ark.	W, 14-7
Oct. 31, 1936		College Station, Texas	W, 18-0
Oct. 30, 1937	20/NR	Fayetteville, Ark.	W, 26-13
Oct. 29, 1938		College Station, Texas	L, 13-7
Nov. 4, 1939	NR/5	Fayetteville, Ark.	L, 27-0
Nov. 2, 1940	NR/5	College Station, Texas	L, 17-0
Nov. 1, 1941	NR/5	Little Rock, Ark.	L, 7-0
Oct. 31, 1942		College Station, Texas	L, 41-0
Oct. 30, 1943	NR/19	Fayetteville, Ark.	L, 13-0
Nov. 4, 1944		College Station, Texas	W, 7-6
Nov. 3, 1945		Fayetteville, Ark.	L, 34-0
Nov. 2, 1946		College Station, Texas	W, 7-0
Nov. 1, 1947		Fayetteville, Ark.	T, 21-21
Oct. 30, 1948		College Station, Texas	W, 28-6
Oct. 29, 1949		Fayetteville, Ark.	W, 27-6
Nov. 4, 1950		College Station, Texas	L, 42-13
Nov. 3, 1951	NR/18	Fayetteville, Ark.	W, 33-21
Nov. 1, 1952		College Station, Texas	L, 31-12
Oct. 31, 1953		Little Rock, Ark.	W, 41-14
Oct. 30, 1954	4/NR	College Station, Texas	W, 14-7
Oct. 29, 1955	NR/11	Fayetteville, Ark.	T, 7-7
Nov. 3, 1956		College Station, Texas	L, 27-0
Nov. 2, 1957	11/1	Fayetteville, Ark.	L, 7-6
Nov. 1, 1958		College Station, Texas	W, 21-8
Oct. 31, 1959	17/NR	Fayetteville, Ark.	W, 12-7
Oct. 29, 1960	12/NR	College Station, Texas	W, 7-3
Nov. 4, 1961	22/NR	Fayetteville, Ark.	W, 15-8
Nov. 3, 1962	8/NR	College Station, Texas	W, 17-7
Nov. 2, 1963	11/NR	Little Rock, Ark.	W, 21-7
Oct. 31, 1964	4/NR	College Station, Texas	W, 17-0
Oct. 30, 1965	2/NR	Little Rock, Ark.	W, 31-0
Oct. 29, 1966	9/21	College Station, Texas	W, 34-0
Nov. 4, 1967		Fayetteville, Ark.	L, 33-21
Nov. 2, 1968	17/NR	College Station, Texas	W, 25-22
Nov. 1, 1969	4/NR	Fayetteville, Ark.	W, 35-13
Oct. 31, 1970	8/NR	College Station, Texas	W, 45-6
Oct. 30, 1971	8/NR	Little Rock, Ark.	L, 17-9
Nov. 4, 1972	20/NR	College Station, Texas	L, 10-7
Nov. 3, 1973		Fayetteville, Ark.	W, 14-10
Nov. 2, 1974	NR/8	College Station, Texas	L, 20-10
Dec. 6, 1975	18/2	Little Rock, Ark.	W, 31-6
Nov. 13, 1976	13/16	Little Rock, Ark.	L, 31-10
Nov. 12, 1977	8/11	College Station, Texas	W, 26-20
Nov. 18, 1978	13/NR	Little Rock, Ark.	W, 26-7
Nov. 17, 1979	8/NR	College Station, Texas	W, 22-10
Nov. 15, 1980		Fayetteville, Ark.	W, 27-24
Nov. 14, 1981	16/NR	College Station, Texas	W, 10-7
Nov. 13, 1982	10/NR	Little Rock, Ark.	W, 35-0
Nov. 12, 1983		College Station, Texas	L, 36-23
Nov. 17, 1984		Fayetteville, Ark.	W, 28-0
Nov. 16, 1985	9/NR	College Station, Texas	L, 10-6
Nov. 15, 1986	17/7	Little Rock, Ark.	W, 14-10
Nov. 14, 1987	20/19	College Station, Texas	L, 14-0
Nov. 12, 1988	11/NR	Fayetteville, Ark.	W, 25-20
Nov. 24, 1989	9/14	College Station, Texas	W, 23-22
Nov. 17, 1990		Fayetteville, Ark.	L, 20-16
Nov. 16, 1991	NR/13	College Station, Texas	L, 13-3
Oct. 3, 2009		Arlington, Texas	W, 47-19
Oct. 9, 2010	11/NR	Arlington, Texas	W, 24-17
Oct. 1, 2011	18/14	Arlington, Texas	W, 42-38
Sept. 29, 2012		College Station, Texas	L, 58-10
Sept. 28, 2013	NR/10	Fayetteville, Ark.	L, 45-33
Sept. 27, 2014	NR/6	Arlington, Texas	L, 35-28 (OT)
Sept. 26, 2015	NR/14	Arlington, Texas	L, 28-21 (OT)
Sept. 24, 2016	17/10	Arlington, Texas	L, 45-24
Sept. 23, 2017		Arlington, Texas	L, 50-43 (OT)
Sept. 29, 2018		Arlington, Texas	L, 24-17
Sept. 28, 2019	NR/23	Arlington, Texas	L, 31-27
Oct. 31, 2020	NR/8	College Station, Texas	L, 42-31
Sept. 25, 2021	NR/7	Arlington, Texas	W, 20-10
Sept. 24, 2022	10/23	Arlington, Texas	L, 23-21
Sept. 30, 2023		Arlington, Texas	L, 34-22
Sept. 28, 2024	NR/24	Arlington, Texas	L, 21-17
Oct. 18, 2025	NR/4	Fayetteville, Ark.	L, 45-42

TENNESSEE

Tennessee leads the series 14-7-0

DATE	UA/OPP RANK	SITE	RESULT
Nov. 18, 1907		Memphis, Tenn.	L, 14-2
Dec. 20, 1971	18/9	Memphis, Tenn.	L, 14-13
Jan. 1, 1990	10/8	Dallas, Texas	L, 31-27
Oct. 10, 1992	NR/4	Knoxville, Tenn.	W, 25-24
Oct. 9, 1993	NR/11	Little Rock, Ark.	L, 28-14
Oct. 8, 1994		Knoxville, Tenn.	L, 38-21
Oct. 7, 1995	18/10	Fayetteville, Ark.	L, 49-31
Nov. 16, 1996	NR/12	Knoxville, Tenn.	L, 55-14
Nov. 15, 1997	NR/5	Little Rock, Ark.	L, 30-22
Nov. 14, 1998	10/1	Knoxville, Tenn.	L, 28-24
Nov. 13, 1999	NR/3	Fayetteville, Ark.	W, 28-24
Nov. 11, 2000		Knoxville, Tenn.	L, 63-20
Sept. 8, 2001	NR/8	Fayetteville, Ark.	L, 13-3
Oct. 5, 2002	NR/10	Knoxville, Tenn.	L, 41-38 (6OT)
Nov. 11, 2006	11/13	Fayetteville, Ark.	W, 31-14
Nov. 10, 2007	NR/22	Knoxville, Tenn.	L, 34-13
Nov. 12, 2011	8/NR	Fayetteville, Ark.	W, 49-7
Oct. 3, 2015		Knoxville, Tenn.	W, 24-20
Nov. 7, 2020		Fayetteville, Ark.	W, 24-13
Oct. 5, 2024	NR/4	Fayetteville, Ark.	W, 19-14
Oct. 11, 2025	NR/12	Knoxville, Tenn.	L, 34-31

VANDERBILT

Arkansas leads the series 7-3

DATE	UA/OPP RANK	SITE	RESULT
Oct. 22, 1949		Nashville, Tenn.	W, 7-6
Oct. 28, 1950		Little Rock, Ark.	L, 14-13
Sept. 16, 1978	2/NR	Little Rock, Ark.	W, 48-17
Oct. 1, 1994		Little Rock, Ark.	W, 42-6
Sept. 30, 1995	23/NR	Nashville, Tenn.	W, 35-7
Sept. 10, 2005		Fayetteville, Ark.	L, 28-24
Sept. 16, 2006		Nashville, Tenn.	W, 21-19
Oct. 30, 2010	19/NR	Fayetteville, Ark.	W, 49-14
Oct. 29, 2011	8/NR	Nashville, Tenn.	W, 31-28
Oct. 29, 2018		Fayetteville, Ark.	L, 45-31

MISSOURI

Missouri leads the series 13-4-0

DATE	UA/OPP RANK	SITE	RESULT
Nov. 10, 1906		Columbia, Mo.	L, 11-0
Sept. 23, 1944		St. Louis, Mo.	W, 7-6
Sept. 28, 1963	8/NR	Little Rock, Ark.	L, 7-6
Dec. 31, 2003		Shreveport, La.	W, 27-14
Jan. 1, 2008	25/7	Dallas, Texas	L, 38-7
Nov. 28, 2014	NR/17	Columbia, Mo.	L, 21-14
Nov. 27, 2015		Fayetteville, Ark.	W, 28-3
Nov. 25, 2016		Columbia, Mo.	L, 35-24
Nov. 24, 2017		Fayetteville, Ark.	L, 48-45



VS. 2026 OPPONENTS

Nov. 23, 2018		Columbia, Mo.	L, 38-0
Nov. 29, 2019		Little Rock, Ark.	L, 24-14
Dec. 5, 2020		Columbia, Mo.	L, 50-48
Nov. 26, 2021	25/NR	Fayetteville, Ark.	W, 34-17
Nov. 25, 2022		Columbia, Mo.	L, 29-27
Nov. 24, 2023	NR/10	Fayetteville, Ark.	L, 48-14
Nov. 30, 2024	NR/24	Columbia, Mo.	L, 28-21
Nov. 29, 2025		Fayetteville, Ark.	L, 31-17

AUBURN

Auburn leads the series 21-13-1

DATE	UA/OPP RANK	SITE	RESULT
Dec. 27, 1984	NR/11	Memphis, Tenn.	L, 21-15
Oct. 31, 1992		Auburn, Ala.	T, 24-24
Oct. 30, 1993		Fayetteville, Ark.	L, 31-21
Oct. 29, 1994	NR/4	Auburn, Ala.	L, 31-14
Oct. 28, 1995	NR/11	Little Rock, Ark.	W, 30-28
Nov. 2, 1996		Auburn, Ala.	L, 28-7
Oct. 25, 1997	NR/11	Fayetteville, Ark.	L, 26-21
Oct. 31, 1998	14/NR	Auburn, Ala.	W, 24-21
Oct. 30, 1999		Fayetteville, Ark.	W, 34-10
Oct. 28, 2000	NR/25	Auburn, Ala.	L, 21-19
Oct. 27, 2001	NR/17	Fayetteville, Ark.	W, 42-17
Oct. 12, 2002	NR/24	Auburn, Ala.	W, 38-17
Oct. 11, 2003	7/NR	Fayetteville, Ark.	L, 10-3
Oct. 16, 2004	NR/4	Auburn, Ala.	L, 38-20
Oct. 15, 2005	NR/21	Fayetteville, Ark.	L, 34-17
Oct. 7, 2006	NR/2	Auburn, Ala.	W, 27-10
Oct. 13, 2007	NR/22	Fayetteville, Ark.	L, 9-7
Oct. 11, 2008	NR/20	Auburn, Ala.	W, 25-22
Oct. 10, 2009	NR/17	Fayetteville, Ark.	W, 44-23
Oct. 16, 2010	12/7	Auburn, Ala.	L, 65-43
Oct. 8, 2011	10/15	Fayetteville, Ark.	W, 38-14
Oct. 6, 2012		Auburn, Ala.	W, 24-7
Nov. 2, 2013	NR/8	Fayetteville, Ark.	L, 35-17
Aug. 30, 2014	NR/6	Auburn, Ala.	L, 45-21
Oct. 24, 2015		Fayetteville, Ark.	W, 54-46 (4OT)
Oct. 22, 2016	17/21	Auburn, Ala.	L, 56-3
Oct. 21, 2017	NR/21	Fayetteville, Ark.	L, 52-20
Sept. 22, 2018	NR/7	Auburn, Ala.	L, 34-3
Oct. 19, 2019	NR/11	Fayetteville, Ark.	L, 51-10
Oct. 10, 2020	NR/13	Auburn, Ala.	L, 30-28
Oct. 16, 2021	17/NR	Fayetteville, Ark.	L, 38-23
Oct. 29, 2022		Auburn, Ala.	W, 41-27
Nov. 11, 2023		Fayetteville, Ark.	L, 48-10
Sept. 21, 2024		Auburn, Ala.	W, 24-14
Oct. 25, 2025		Fayetteville, Ark.	L, 33-24

SOUTH CAROLINA

Arkansas leads the series 14-10

DATE	UA/OPP RANK	SITE	RESULT
Sept. 12, 1992		Columbia, S.C.	W, 45-7
Sept. 11, 1993	NR/19	Fayetteville, Ark.	W, 18-17
Sept. 10, 1994		Columbia, S.C.	L, 14-0
Sept. 9, 1995		Fayetteville, Ark.	W, 51-21
Oct. 19, 1996		Columbia, S.C.	L, 23-17
Oct. 18, 1997		Little Rock, Ark.	L, 39-13
Oct. 17, 1998	17/NR	Columbia, S.C.	W, 41-28
Oct. 16, 1999		Little Rock, Ark.	W, 48-14
Oct. 14, 2000	NR/24	Columbia, S.C.	L, 27-7
Oct. 13, 2001	NR/9	Little Rock, Ark.	W, 10-7
Nov. 9, 2002		Columbia, S.C.	W, 23-0
Nov. 6, 2003		Little Rock, Ark.	W, 28-6
Nov. 6, 2004		Columbia, S.C.	L, 35-32
Nov. 5, 2005		Fayetteville, Ark.	L, 14-10
Nov. 4, 2006	12/NR	Columbia, S.C.	W, 26-20
Nov. 3, 2007	NR/23	Fayetteville, Ark.	W, 48-36
Nov. 8, 2008		Columbia, S.C.	L, 34-21
Nov. 7, 2009		Fayetteville, Ark.	W, 33-16
Nov. 6, 2010	17/18	Columbia, S.C.	W, 41-20
Nov. 5, 2011	8/10	Fayetteville, Ark.	W, 44-28
Nov. 10, 2012	NR/12	Columbia, S.C.	L, 38-20
Oct. 12, 2013	NR/14	Fayetteville, Ark.	L, 52-7
Oct. 7, 2017		Columbia, S.C.	L, 48-22
Sept. 10, 2022	16/NR	Fayetteville, Ark.	W, 44-30

TEXAS

Texas leads the series 58-23-0

DATE	UA/OPP RANK	SITE	RESULT
Nov. 22, 1894		Austin, Texas	L, 54-0
Oct. 30, 1903		Austin, Texas	L, 15-0
Oct. 31, 1905		Fayetteville, Ark.	L, 4-0
Oct. 30, 1906		Austin, Texas	L, 11-0
Oct. 30, 1907		Fayetteville, Ark.	L, 26-6
Nov. 7, 1908		Austin, Texas	L, 21-0
Oct. 28, 1911		Austin, Texas	L, 12-0
Nov. 28, 1912		Austin, Texas	L, 48-0
Nov. 14, 1916		Austin, Texas	L, 52-0
Nov. 29, 1917		Austin, Texas	L, 20-0
Nov. 8, 1919		Austin, Texas	L, 35-7
Oct. 20, 1928		Austin, Texas	L, 20-7
Oct. 12, 1929		Fayetteville, Ark.	L, 27-0
Nov. 18, 1932		Fayetteville, Ark.	L, 34-0
Nov. 24, 1933		Austin, Texas	W, 20-6
Nov. 23, 1934		Fayetteville, Ark.	L, 19-12
Nov. 22, 1935		Austin, Texas	W, 28-13
Dec. 3, 1936		Little Rock, Ark.	W, 6-0
Oct. 16, 1937		Austin, Texas	W, 21-10
Oct. 15, 1938		Little Rock, Ark.	W, 42-6
Oct. 21, 1939		Austin, Texas	L, 14-13
Oct. 19, 1940	NR/14	Little Rock, Ark.	L, 21-0
Oct. 18, 1941	NR/2	Austin, Texas	L, 48-14
Oct. 17, 1942	NR/20	Little Rock, Ark.	L, 47-6
Oct. 16, 1943		Austin, Texas	L, 34-0
Oct. 21, 1944		Little Rock, Ark.	L, 19-0
Oct. 20, 1945	NR/10	Little Rock, Ark.	L, 34-7
Oct. 19, 1946	14/3	Austin, Texas	L, 20-0
Oct. 18, 1947	NR/3	Memphis, Tenn.	L, 21-6
Oct. 16, 1948		Austin, Texas	L, 14-6
Oct. 15, 1949	NR/16	Little Rock, Ark.	L, 27-14
Oct. 21, 1950	NR/7	Austin, Texas	L, 19-14
Oct. 20, 1951	NR/4	Fayetteville, Ark.	W, 16-14
Oct. 18, 1952		Austin, Texas	L, 44-7
Oct. 17, 1953		Fayetteville, Ark.	L, 16-7
Oct. 16, 1954	12/NR	Austin, Texas	W, 20-7
Oct. 15, 1955		Little Rock, Ark.	W, 27-20
Oct. 20, 1956		Austin, Texas	W, 32-14
Oct. 19, 1957	10/NR	Fayetteville, Ark.	L, 17-0
Oct. 18, 1958	NR/7	Austin, Texas	L, 24-6
Oct. 17, 1959	12/3	Little Rock, Ark.	L, 13-12
Oct. 15, 1960	NR/11	Austin, Texas	W, 24-23
Oct. 21, 1961	10/3	Fayetteville, Ark.	L, 33-7
Oct. 20, 1962	7/1	Austin, Texas	L, 7-3
Oct. 19, 1963	NR/1	Little Rock, Ark.	L, 17-13
Oct. 17, 1964	8/1	Austin, Texas	W, 14-13
Oct. 16, 1965	3/1	Fayetteville, Ark.	W, 27-24
Oct. 15, 1966		Austin, Texas	W, 12-7
Oct. 21, 1967		Little Rock, Ark.	L, 21-12
Oct. 19, 1968	9/17	Austin, Texas	L, 39-29
Dec. 6, 1969	2/1	Fayetteville, Ark.	L, 15-14
Dec. 5, 1970	4/1	Austin, Texas	L, 42-7
Oct. 16, 1971	16/10	Little Rock, Ark.	W, 31-7
Oct. 21, 1972	17/14	Austin, Texas	L, 35-15
Oct. 20, 1973		Fayetteville, Ark.	L, 34-6
Oct. 19, 1974	NR/16	Austin, Texas	L, 38-7
Oct. 18, 1975	20/8	Fayetteville, Ark.	L, 24-18
Dec. 4, 1976		Austin, Texas	L, 29-12
Oct. 15, 1977	8/2	Fayetteville, Ark.	L, 13-9
Oct. 21, 1978	3/8	Austin, Texas	L, 28-21
Oct. 20, 1979	10/2	Little Rock, Ark.	W, 17-14
Sept. 1, 1980	6/10	Austin, Texas	L, 23-17
Oct. 17, 1981	NR/1	Fayetteville, Ark.	W, 42-11
Dec. 4, 1982	6/12	Austin, Texas	L, 33-7
Oct. 15, 1983	NR/2	Little Rock, Ark.	L, 31-3
Oct. 20, 1984	NR/3	Austin, Texas	L, 24-18
Oct. 19, 1985	4/NR	Fayetteville, Ark.	L, 15-13
Oct. 18, 1986	14/NR	Austin, Texas	W, 21-14
Oct. 17, 1987	15/NR	Little Rock, Ark.	L, 16-14
Oct. 15, 1988	17/NR	Austin, Texas	W, 27-24
Oct. 21, 1989	7/NR	Fayetteville, Ark.	L, 24-20
Oct. 20, 1990	NR/19	Austin, Texas	L, 49-17
Oct. 19, 1991		Little Rock, Ark.	W, 14-13
Jan 1, 2000	24/14	Dallas, Texas	W, 27-6
Sept. 13, 2003	NR/6	Austin, Texas	W, 38-28
Sept. 11, 2004	NR/7	Fayetteville, Ark.	L, 22-20
Sept. 27, 2008	NR/7	Austin, Texas	L, 52-10
Dec. 29, 2014		Houston, Texas	W, 31-7
Sept. 11, 2021	NR/15	Fayetteville, Ark.	W, 40-21
Nov. 16, 2024	NR/3	Fayetteville, Ark.	L, 20-10
Nov. 22, 2025	NR/17	Austin, Texas	L, 31-17

LSU

LSU leads the series 46-23-2

DATE	UA/OPP RANK	SITE	RESULT
Nov. 22, 1901		Baton Rouge, La.	L, 15-0
Nov. 30, 1906		Baton Rouge, La.	T, 6-6
Nov. 9, 1907		Little Rock, Ark.	L, 17-12
Nov. 26, 1908		Little Rock, Ark.	L, 36-4
Nov. 13, 1909		Memphis, Tenn.	W, 16-0
Nov. 24, 1910		Little Rock, Ark.	W, 51-0
Nov. 23, 1911		Little Rock, Ark.	W, 11-0
Nov. 9, 1912		Little Rock, Ark.	L, 7-6
Nov. 8, 1913		Shreveport, La.	L, 12-7
Nov. 7, 1914		Shreveport, La.	W, 20-12
Nov. 6, 1915		Shreveport, La.	L, 13-7
Nov. 4, 1916		Shreveport, La.	L, 17-7
Nov. 3, 1917		Shreveport, La.	W, 14-0
Oct. 25, 1919		Shreveport, La.	L, 20-0
Nov. 6, 1920		Shreveport, La.	L, 3-0
Nov. 5, 1921		Shreveport, La.	L, 10-7
Oct. 28, 1922		Shreveport, La.	W, 40-6
Oct. 27, 1923		Shreveport, La.	W, 26-13
Nov. 1, 1924		Shreveport, La.	W, 10-7
Oct. 31, 1925		Shreveport, La.	W, 12-0
Nov. 6, 1926		Shreveport, La.	L, 14-0
Oct. 29, 1927		Shreveport, La.	W, 28-0
Nov. 3, 1928		Shreveport, La.	W, 7-0
Nov. 2, 1929		Shreveport, La.	W, 32-0
Nov. 1, 1930		Shreveport, La.	L, 27-12
Oct. 24, 1931		Shreveport, La.	L, 13-6
Oct. 22, 1932		Shreveport, La.	L, 14-0
Oct. 21, 1933		Shreveport, La.	L, 20-0
Oct. 20, 1934		Shreveport, La.	L, 16-0
Oct. 19, 1935		Shreveport, La.	L, 13-7
Oct. 24, 1936	NR/13	Shreveport, La.	L, 19-7
Jan. 1, 1947	16/8	Dallas, Texas	T, 0-0
Nov. 21, 1953		Little Rock, Ark.	L, 9-8
Nov. 20, 1954	9/NR	Shreveport, La.	L, 7-6
Nov. 19, 1955		Little Rock, Ark.	L, 13-7
Nov. 24, 1956		Shreveport, La.	L, 21-7
Jan. 1, 1966	2/NR	Dallas, Texas	L, 14-7
Nov. 27, 1992		Fayetteville, Ark.	W, 30-6
Nov. 27, 1993		Baton Rouge, La.	W, 42-24
Nov. 26, 1994		Little Rock, Ark.	L, 30-12
Nov. 18, 1995	14/NR	Baton Rouge, La.	L, 28-0
Nov. 29, 1996	NR/19	Little Rock, Ark.	L, 17-7
Nov. 28, 1997	NR/17	Baton Rouge, La.	L, 31-21
Nov. 27, 1998	13/NR	Little Rock, Ark.	W, 41-14
Nov. 26, 1999	17/NR	Baton Rouge, La.	L, 35-10
Nov. 24, 2000	NR/24	Little Rock, Ark.	W, 14-3
Nov. 23, 2001	24/NR	Baton Rouge, La.	L, 41-38
Nov. 29 2002	NR/18	Little Rock, Ark.	W, 21-20
Nov. 28, 2003	NR/3	Baton Rouge, La.	L, 55-24
Nov. 26, 2004	NR/14	Little Rock, Ark.	L, 43-14
Nov. 19 2005	NR/3	Baton Rouge, La.	L, 19-17
Nov. 24, 2006	5/9	Little Rock, Ark.	L, 36-26
Nov. 23, 2007	NR/1	Baton Rouge, La.	W, 50-48 (3OT)
Nov. 28, 2008		Little Rock, Ark.	W, 31-30
Nov. 28, 2009	NR/17	Baton Rouge, La.	L, 33-30 (OT)
Nov. 27, 2010	12/6	Little Rock, Ark.	W, 31-23
Nov. 25, 2011	3/1	Baton Rouge, La.	L, 41-17
Nov. 23, 2012	NR/8	Fayetteville, Ark.	L, 20-13
Nov. 29, 2013	NR/15	Baton Rouge, La.	L, 31-27
Nov. 15, 2014	NR/20	Fayetteville, Ark.	W, 17-0
Nov. 14, 2015	NR/9	Baton Rouge, La.	W, 31-14
Nov. 12, 2016	25/24	Fayetteville, Ark.	L, 38-10
Nov. 11, 2017	NR/24	Baton Rouge, La.	L, 33-10
Nov. 10, 2018	NR/13	Fayetteville, Ark.	L, 24-17
Nov. 23, 2019	NR/1	Baton Rouge, La.	L, 56-20
Nov. 21, 2020		Fayetteville, Ark.	L, 27-24
Nov. 13, 2021	25/NR	Baton Rouge, La.	W, 16-13 (OT)
Nov. 12, 2022	NR/7	Fayetteville, Ark.	L, 13-10
Sept. 23, 2023	NR/12	Baton Rouge, La.	L, 34-31
Oct. 19, 2024	NR/8	Fayetteville, Ark.	L, 34-10
Nov. 15, 2025		Baton Rouge, La.	L, 23-22

OVERTIME GAMES

ARKANSAS' NCAA RECORDS SET IN OVERTIME

- Longest games in NCAA history: eight overtimes (Illinois at Penn State, 2021), seven overtimes (Arkansas at Kentucky, 2003; Arkansas at Ole Miss, 2001; North Texas at FIU, 2006; Western Micigan at Buffalo, 2017; and LSU at Texas A&M, 2018)
- Most points scored in overtime: 47, UA at Kentucky, 2003
- Most points scored in overtime (both teams): 86, UA at Kentucky, 2003
- Second-most points scored in an overtime game (both teams): 134, UA at Kentucky, 2003

RAZORBACKS IN OVERTIME

IN OVERTIME (15-8)

1996	at Mississippi State	W	16-13	OT
2000	at Mississippi State	W	17-10	OT
2001	at Ole Miss	W	58-56	7 OT
2002	at Tennessee	L	41-38	6 OT
2003	at Alabama	W	34-31	2 OT
2003	at Kentucky	W	71-63	7 OT
2006	Alabama	W	24-23	2 OT
2007	at LSU	W	50-48	3 OT
2009	at LSU	L	33-30	OT
2009	vs. East Carolina	W	20-17	OT
2010	at Mississippi State	W	38-31	2 OT
2012	ULM	L	34-31	OT
2013	Mississippi State	L	24-17	OT
2014	Texas A&M	L	35-28	OT
2015	vs. Texas A&M	L	28-21	OT
2015	Auburn	W	54-46	4 OT
2015	at Ole Miss	W	53-52	OT
2016	at TCU	W	41-38	2 OT
2017	Texas A&M	L	50-43	OT
2021	at LSU	W	16-13	OT
2022	vs. Kansas	W	55-53	3 OT
2023	at Florida	W	39-36	OT
2024	at Oklahoma State	L	31-39	2 OT



In one of the most memorable plays in program history, **HUNTER HENRY** helped Arkansas convert a first down on 4th-and-25 in overtime at Ole Miss in 2015. The Razorbacks scored two plays later and won the game with a two-point conversion.

ARKANSAS 71, KENTUCKY 63 (7 OT)

Nov. 1, 2003 • Lexington, Ky.

	1Q	2Q	3Q	4Q	1OT	2OT	3OT	4OT	5OT	6OT	7OT	TOTAL
ARKANSAS	7	14	0	3	7	7	3	8	6	8	8	71
KENTUCKY	7	0	7	10	7	7	3	8	6	8	0	63

SCORING SUMMARY

1st	UA DeCori Birmingham 10 run (Chris Balseiro kick); UK Andrew Hopewell 6 blocked punt return (Taylor Begley kick)
2nd	UA Richard Smith 26 pass from Matt Jones (Balseiro kick); UA Tom Crowder recovered blocked punt in end zone (Balseiro kick)
3rd	UK Alexis Bwenge 51 pass from Jared Lorenzen (Begley kick)
4th	UK Begley 34 field goal; UA Balseiro 37 field goal; UK Chris Benard 13 pass from Lorenzen (Begley kick)
1st OT	UA Mark Pierce 1 run (Balseiro kick); UK Bwenge 2 run (Begley kick)
2nd OT	UK Bwenge 7 run (Begley kick); UA Jason Peters 7 pass from Matt Jones (Balseiro kick)
3rd OT	UA Balseiro 25 field goal; UK Begley 24 field goal
4th OT	UK Lorenzen 1 run (Derek Abney pass from Lorenzen); UA Jones 3 run (Pierce pass from Jones)
5th OT	UA George Wilson 15 pass from Jones (pass failed); UK Lorenzen 2 run (pass failed)
6th OT	UK Lorenzen 1 run (Tommy Cook pass from Lorenzen); UA Pierce 2 run (Wilson pass from Jones)
7th OT	UA Birmingham 25 run (Peters pass from Jones)

	ARKANSAS	KENTUCKY
First Downs	29	29
Rushing	15	13
Passing	14	12
Penalty	0	4
Rushing Attempts-Net Yards	71-334	52-180
Net Yards Passing	271	326
Passing	28-17-0	51-28-1
Total Plays-Total Offense	99-605	103-506
Punts	6-34.3	7-40.0
Fumbles	5-2	2-1
Penalties	12-87	8-60
Possession Time	32:53	27:07
Third-Down Conversions	13-22	10-22
Fourth-Down Conversions	1-1	2-3
Sacks By: Number-Yards	2-13	2-17

INDIVIDUAL STATISTICS

RUSHING: UA - DeCori Birmingham 40-196; Matt Jones 15-112; Cedric Cobbs 9-46; Carlos Ousley 1-9; Mark Pierce 2-3; Steven Harris 1-(-15); Ryan Sorahan 3-(-17). UK - Alexis Bwenge 22-89; Jared Lorenzen 15-39; Draak Davis 5-35; Shane Boyd 4-17; Derek Abney 1-2; Ronald Johnson 1-1; Team 1-0; Keenan Burton 3-(-3).
PASSING: UA - Matt Jones 25-16-0, 260; Ryan Sorahan 3-1-0, 11. UK Jared Lorenzen 49-28-1, 326; Shane Boyd 2-0-0.
RECEIVING: UA - George Wilson 9-172; Richard Smith 5-69; Carlos Oulsey 1-12; Jared Hicks 1-11; Jason Peters 1-7. UK Derek Abney 10-91; Chris Bernard 4-82; Tommy Cook 4-39; Draak Davis 4-13; Jeremi Drobney 2-25; Alexis Bwenge 1-51; Glenn Holt 1-17; Keenan Burton 1-7; Shane Boyd 1-1.

ARKANSAS 58, OLE MISS 56 (7 OT)

Nov. 3, 2001 • Oxford, Miss.

	1Q	2Q	3Q	4Q	1OT	2OT	3OT	4OT	5OT	6OT	7OT	TOTAL
ARKANSAS	0	7	3	7	7	0	6	6	6	8	8	58
OLE MISS	7	0	3	7	7	0	6	6	6	8	6	56

SCORING SUMMARY

1st	UM Joe Gunn 1 run (Nichols kick)
2nd	UA Cedric Cobbs 2 run (O'Donohoe kick)
3rd	UA Brennan O'Donohoe 45 field goal; UM Jonathon Nichols 32 field goal
4th	UA Mark Pierce 2 run (O'Donohoe kick); UM Jason Armstead 3 pass from Eli Manning (Nichols kick)
1st OT	UA Cobbs 16 run (O'Donohoe kick); UM Armstead 11 pass from Manning (Nichols kick)
3rd OT	UA Matt Jones 25 run (rush failed); UM Gunn 1 run (pass failed)
4th OT	UM Bill Flowers 21 pass from Manning (pass failed); UA George Wilson 24 pass from Jones (rush failed)
5th OT	UA Jones 8 run (pass failed); UM Doug Zeigler 12 pass from Manning (pass failed)
6th OT	UM Zeigler 15 pass from Manning (Charles Stackhouse run); UA Pierce 2 run (Peters pass from Jones)
7th OT	UA Pierce 2 run (Birmingham pass from Jones); UM Armstead 3 pass from Manning (pass failed)

	ARKANSAS	OLE MISS
First Downs	32	28
Rushing	22	10
Passing	10	17
Penalty	0	1
Rushing Attempts-Net Yards	80-370	50-145
Net Yards Passing	161	312
Passing	26-12-1	42-27-0
Total Plays-Total Offense	106-531	92-457
Punts	5-37.6	5-36.2
Fumbles	1-1	1-1
Penalties	4-40	4-16
Possession Time	33:34	26:26
Third-Down Conversions	16-26	7-17
Fourth-Down Conversions	3-3	2-2
Sacks By: Number-Yards	1-3	0-0

INDIVIDUAL STATISTICS

RUSHING: UA - Fred Talley 23-113; Matt Jones 18-110; Cedric Cobbs 22-100; Mark Pierce 11-39; Zak Clark 2-5; DeCori Birmingham 4-3. UM - Joe Gunn 31-102; Robert Williams 5-34; Charles Stackhouse 8-27; Toward Sanford 1-0; Eli Manning 4-(-9).
PASSING: UA - Zak Clark 9-20-1, 100; Matt Jones 3-6-0, 61. UM - Eli Manning 27-42-0, 312.
RECEIVING: UA - George Wilson 8-105; Mark Pierce 2-19; Nathan Ball 1-23; Marcellus Poydras 1-0. UM - Bill Flowers 7-97; Doug Zeigler 5-102; Jason Armstead 5-27; Charles Stackhouse 4-40; Chris Collins 3-15; Omar Rayford 2-19; Robert Williams 1-2.

BOWL HISTORY



1934 DIXIE CLASSIC
Jan. 1, 1934
Dallas, Texas
Centenary, T 7-7



1947 COTTON BOWL
Jan. 1, 1947
Dallas, Texas
LSU, T 0-0



1948 DIXIE BOWL
Jan. 1, 1948
Birmingham, Ala.
William & Mary, W, 21-19



1955 COTTON BOWL
Jan. 1, 1955
Dallas, Texas
Georgia Tech, L, 14-6



1960 GATOR BOWL
Jan. 2, 1960
Jacksonville, Fla.
Georgia Tech, W, 14-7



1961 COTTON BOWL
Jan. 1, 1961
Dallas, Texas
Duke, L, 7-6



1962 SUGAR BOWL
Jan. 1, 1962
New Orleans, La.
Alabama, L, 10-3



1963 SUGAR BOWL
Jan. 1, 1963
New Orleans, La.
Ole Miss, L, 17-13



1965 COTTON BOWL
Jan. 1, 1965
Dallas, Texas
Nebraska, W, 10-7



1966 COTTON BOWL
Jan. 1, 1966
Dallas, Texas
LSU, L, 14-7



1969 SUGAR BOWL
Jan. 1, 1969
New Orleans, La.
Georgia, W, 16-2



1970 SUGAR BOWL
Jan. 1, 1970
New Orleans, La.
Ole Miss, L, 27-22



1971 LIBERTY BOWL
Dec. 20, 1971
Memphis, Tenn.
Tennessee, L, 14-13



1976 COTTON BOWL
Jan. 1, 1976
Dallas, Texas
Georgia, W, 31-10



1978 ORANGE BOWL
Jan. 2, 1978
Miami, Fla.
Oklahoma, W, 31-6



1978 FIESTA BOWL
Dec. 25, 1978
Tempe, Ariz.
UCLA, T, 10-10



1980 SUGAR BOWL
Jan, 1, 1980
New Orleans, La.
Alabama, L, 24-9



1980 HALL OF FAME BOWL
Dec. 27, 1980
Birmingham, Ala.
Tulane, W, 34-15



1981 GATOR BOWL
Dec. 28, 1981
Jacksonville, Fla.
North Carolina, L, 31-27



1982 BLUEBONNET BOWL
Dec. 31, 1982
Houston, Texas
Florida, W, 28-24



1984 LIBERTY BOWL
Dec. 27, 1984
Memphis, Tenn.
Auburn, L, 21-15



1985 HOLIDAY BOWL
Dec. 22, 1985
San Diego, Calif.
Arizona State, W, 18-17



1987 ORANGE BOWL
Jan. 1, 1987
Miami, Fla.
Oklahoma, L, 42-8



1987 LIBERTY BOWL
Dec. 29, 1987
Memphis, Tenn.
Georgia, L, 20-17



1989 COTTON BOWL
Jan. 2, 1989
Dallas, Texas
UCLA, L, 17-3



1990 COTTON BOWL
Jan. 1, 1990
Dallas, Texas
Tennessee, L, 31-27



1991 INDEPENDENCE BOWL
Dec. 29, 1991
Shreveport, La.
Georgia, L, 24-15



1995 CARQUEST BOWL
Dec. 30, 1995
Miami, Fla.
North Carolina, L, 20-10



1999 FLORIDA CITRUS BOWL
Jan. 1, 1999
Orlando, Fla.
Michigan, L, 45-31



2000 COTTON BOWL
Jan. 1, 2000
Dallas, Texas
Texas, W, 27-6



2000 LAS VEGAS BOWL
Dec. 21, 2000
Las Vegas, Nev.
UNLV, L, 31-14



2002 COTTON BOWL
Jan. 1, 2002
Dallas, Texas
Oklahoma, L, 10-3



2002 MUSIC CITY BOWL
Dec. 30, 2002
Nashville, Tenn.
Minnesota, L, 29-14



2003 INDEPENDENCE BOWL
Dec. 31, 2003
Shreveport, La.
Missouri, W, 27-14



2007 CAPITAL ONE BOWL
Jan. 1, 2007
Orlando, Fla.
Wisconsin, L, 17-14



2008 COTTON BOWL
Jan. 1, 2008
Dallas, Texas
Missouri, L, 38-7



2010 LIBERTY BOWL
Jan. 2, 2010
Memphis, Tenn.
East Carolina, W, 20-17 (OT)



2011 SUGAR BOWL
Jan. 4, 2011
New Orleans, La.
Ohio State, L, 31-26^



2012 COTTON BOWL
Jan. 7, 2012
Arlington, Texas
Kansas State, W, 29-16



2014 TEXAS BOWL
Dec. 29, 2014
Houston, Texas
Texas, W, 31-7

2016 LIBERTY BOWL
Jan. 2, 2016
Memphis, Tenn.
Kansas State, W, 45-23

2016 BELK BOWL
Dec. 29, 2016
Charlotte, N.C.
Virginia Tech, L, 35-24

2022 OUTBACK BOWL
Jan. 1, 2022
Tampa, Fla.
Penn State, W, 24-10

2022 LIBERTY BOWL
Dec. 28, 2022
Memphis, Tenn.
Kansas, W, 55-53 (3OT)

2024 LIBERTY BOWL
Dec. 27, 2024
Memphis, Tenn.
Texas Tech, W, 39-26

^Later vacated by Ohio State

BOWL RECORDS



RYAN MALLETT broke the Arkansas bowl record for pass attempts and completions. He also tied the school record for most passing touchdowns in a bowl game at the 2011 Allstate Sugar Bowl against Ohio State.

INDIVIDUAL

Most Carries	Marius Johnson	North Carolina	1995 Carquest Bowl	29
Most Yards Gained Rushing	Roland Sales	Oklahoma	1978 Orange Bowl	205
Longest Run From Scrimmage	Felix Jones	Wisconsin	2007 Capital One Bowl	76
Most Passes Attempted	Ryan Mallett	Ohio State	2011 Sugar Bowl	47
Most Passes Completed	Ryan Mallett	Ohio State	2011 Sugar Bowl	24
Most Yards Gained Passing	Taylen Green	Texas Tech	2024 Liberty Bowl	341
Most Touchdown Passes	Taylen Green	Texas Tech	2024 Liberty Bowl	2
	KJ Jefferson	Kansas	2022 Liberty Bowl	2
	Austin Allen	Virginia Tech	2016 Belk Bowl	2
	Brandon Allen	Texas	2014 Texas Bowl	2
	Tyler Wilson	Kansas State	2012 Cotton Bowl	2
	Ryan Mallett	Ohio State	2011 Sugar Bowl	2
	Robby Hampton	UNLV	2000 Las Vegas Bowl	2
	Clint Stoerner	Michigan	1999 Florida Citrus Bowl	2
	Brad Taylor	North Carolina	1981 Gator Bowl	2
	Bill Montgomery	Ole Miss	1970 Sugar Bowl	2
Most Consecutive Passes Completed	Austin Allen	Virginia Tech	2016 Belk Bowl	11
Longest Pass Completion	Taylen Green	Texas Tech	2024 Liberty Bowl	94
Most Pass Receptions	Chuck Dicus	Georgia	1969 Sugar Bowl	12
Most Yards Gained Receiving	Chuck Dicus	Ole Miss	1970 Sugar Bowl	171
	Derek Holloway	North Carolina	1981 Gator Bowl	171
Most Touchdown Receptions	36 players (last: Dazmin James, Tyrell Reed Jr., 2024 Liberty Bowl)			1
Most Punting Yards	Tom Murphy	Centenary	1934 Dixie Classic	572
Most Punts	Tom Murphy	Centenary	1934 Dixie Classic	13
Best Punting Average	Allen Meacham	UCLA	1989 Cotton Bowl	49.2 (6 punts, 295 yards)
Longest Punt	Allen Meacham	UCLA	1989 Cotton Bowl	71
Most Interceptions THROWN	Austin Allen	Virginia Tech	2016 Belk Bowl	3
Most Interceptions	Louis Campbell	Tennessee	1971 Liberty Bowl	3
Most Interception Return Yards	Mel McGaha	William & Mary	1948 Dixie Bowl	70
Longest Interception Return	Mel McGaha	William & Mary	1948 Dixie Bowl	70
Most All-Purpose Yards	Alex Collins	Kansas State	2016 Liberty Bowl	259
	(25 plays, 185 yards rushing, 74 kick return yards)			
Most Yards Gained Total Offense	Taylen Green	Texas Tech	2024 Liberty Bowl	422
	(66 plays, 81 yards rushing, 341 yards passing)			
Most Punt Returns	Reggie Fish	Wisconsin	2007 Capital One Bowl	5 (15 yards)
Most Punt Return Yards	Gary Anderson	Tulane	1980 Hall of Fame Bowl	80
Longest Punt Return	Gary Anderson	Tulane	1980 Hall of Fame Bowl	80
Most Kickoff Returns	Felix Jones	Missouri	2008 Cotton Bowl	4
	Dedrick Poole	Minnesota	2002 Music City Bowl	4
	Steven Harris	UNLV	2000 Las Vegas Bowl	4
	James Rouse	Georgia	1987 Liberty Bowl	4
	Marshall Foreman	Oklahoma	1987 Orange Bowl	4
	Lance Alworth	Alabama	1962 Sugar Bowl	4
Most Kickoff Return Yards	Marshall Foreman	Oklahoma	1987 Orange Bowl	92
Longest Kickoff Return	Alex Collins	Kansas State	2016 Liberty Bowl	68
Most Points Scored	Alex Collins	Kansas State	2016 Liberty Bowl	18 (3 TDs)
Most Touchdowns Scored	Alex Collins	Kansas State	2016 Liberty Bowl	3
Most Field Goals	Chris Balseiro	Missouri	2003 Independence Bowl	4
Most Field Goal Attempts	Bob White	Georgia	1969 Sugar Bowl	5
Most PATs	Cam Little	Kansas	2022 Liberty Bowl	6
	Cole Hedlund	Kansas State	2016 Liberty Bowl	6
Most PAT Attempts	Cam Little	Kansas	2022 Liberty Bowl	6
	Cole Hedlund	Kansas State	2016 Liberty Bowl	6
Longest Scoring Run	Felix Jones	Wisconsin	2007 Capital One Bowl	76
Longest Scoring Pass	T. Green-D. James	Texas Tech	2024 Liberty Bowl	92
Longest Field Goal	Kendall Trainor	UCLA	1989 Cotton Bowl	49
Longest Scoring Interception Return	Mel McGaha	William & Mary	1948 Dixie Bowl	70
Longest Scoring Punt Return	Gary Anderson	Tulane	1980 Hall of Fame Bowl	80

INDIVIDUAL (OPPONENT)

Most Carries	Dominque Lindsay	East Carolina	2010 Liberty Bowl	33
Most Yards Gained Rushing	Tony Temple	Missouri	2008 Cotton Bowl	281
Most Passes Attempted	Jalon Daniels	Kansas	2022 Liberty Bowl	55
Most Passes Completed	Jalon Daniels	Kansas	2022 Liberty Bowl	37
Most Yards Gained Passing	Jalon Daniels	Kansas	2022 Liberty Bowl	544

BOWL RECORDS



ALEX COLLINS set Arkansas bowl records for most all-purpose yards, longest kickoff return, most points scored and most touchdowns in the Razorbacks' 45-23 win over Kansas State in the 2016 AutoZone Liberty Bowl.

Most Touchdown Passes	Jalon Daniels	Kansas	2022 Liberty Bowl	5
Most Pass Receptions	Luke Grimm	Kansas	2022 Liberty Bowl	10
Most Yards Gained Receiving	Luke Grimm	Kansas	2022 Liberty Bowl	167
Most Touchdown Receptions	Dwayne Dixon	Florida	1982 Bluebonnet Bowl	3
Most Punts	Spike Jones	Georgia	1969 Sugar Bowl	10
Most Punting Yards	Spike Jones	Georgia	1969 Sugar Bowl	386
Most Interceptions	Pat Pinkney	East Carolina	2010 Liberty Bowl	2
	John Stocco	Wisconsin	2007 Capital One Bowl	2
	Michael Lehan	Minnesota	2002 Music City Bowl	2
	Sonny Brown	Oklahoma	1987 Orange Bowl	2
	George Wilson	Alabama	1962 Sugar Bowl	2
Most Interception Yards Returned	Ian Gold	Michigan	1999 Citrus Bowl	46
Most All-Purpose Yards	Tony Temple	Missouri	2008 Cotton Bowl	281
Most Yards Gained Total Offense	Jalon Daniels	Kansas	2022 Liberty Bowl	565
Most Punt Returns	Curtis Fagan	Oklahoma	2002 Cotton Bowl	7
Most Punt Return Yards	Troy Mason	UNLV	2000 Las Vegas Bowl	51
Most Points Scored	Tony Temple	Missouri	2008 Cotton Bowl	24
Most Touchdowns Scored	Tony Temple	Missouri	2008 Cotton Bowl	4
Most Field Goals Made	Dan Nystrom	Minnesota	2002 Music City Bowl	5
Longest Field Goal	Taylor Mehlhaff	Wisconsin	2007 Capital One Bowl	52
	Cloyce Hinton	Ole Miss	1970 Sugar Bowl	52
Longest Run From Scrimmage	Chuck Webb	Tennessee	1990 Cotton Bowl	78
Longest Scoring Run	Chuck Webb	Tennessee	1990 Cotton Bowl	78
Longest Pass Completion	A. Kelly-A. Morgan	Tennessee	1990 Cotton Bowl	84
Longest Scoring Pass	A. Kelly-A. Morgan	Tennessee	1990 Cotton Bowl	84
Longest Interception Return	Eddie Brown	Tennessee	1971 Liberty Bowl	47

TEAM

Most First Downs	Tennessee	1990 Cotton Bowl	31
Most First Downs Rushing	Florida	1982 Bluebonnet Bowl	22
Most First Downs Passing	Kansas State	2016 Liberty Bowl	14
	Ohio State	2011 Sugar Bowl	14
Most First Downs Penalty	Georgia	1991 Independence Bowl	5
Most Yards Rushing	Kansas	2022 Liberty Bowl	394
Most Carries	Tennessee	1990 Cotton Bowl	72
Most Yards Passing	Ole Miss	2024 Liberty Bowl	341
Most Attempts Passing	Ohio State	2011 Sugar Bowl	47
Most Completions	Ohio State	2011 Sugar Bowl	24
Most Passes Had Intercepted	Oklahoma	1987 Orange Bowl	5
	Georgia	1991 Independence Bowl	5
Most Touchdown Passes	Texas Tech	2024 Liberty Bowl	2
	Kansas	2022 Liberty Bowl	2
	Virginia Tech	2016 Belk Bowl	2
	Texas	2014 Texas Bowl	2
	Kansas State	2012 Cotton Bowl	2
	Ohio State	2011 Sugar Bowl	2
	Minnesota	2002 Music City Bowl	2
	UNLV	2000 Las Vegas Bowl	2
	Michigan	1999 Citrus Bowl	2
	North Carolina	1981 Gator Bowl	2
	Ole Miss	1970 Sugar Bowl	2
Most Yards Total Offense	Kansas	2022 Liberty Bowl	681
Most Plays Total Offense	Tennessee	1990 Cotton Bowl	94
Most Penalties	Virginia Tech	2016 Belk Bowl	12 (75 yards)
	Wisconsin	2007 Capital One Bowl	12 (123 yards)
Most Yards Penalized	Wisconsin	2007 Capital One Bowl	123 (12 penalties)
Fewest Penalties	Tulane	1980 Hall of Fame Bowl	1
	Alabama	1980 Sugar Bowl	1
	LSU	1947 Cotton Bowl	1
Fewest Yards Penalized	LSU	1947 Cotton Bowl	5
Most Fumbles	Georgia	1976 Cotton Bowl	6
Most Fumbles Lost	Missouri	2008 Cotton Bowl	4
Most Interceptions	Tennessee	1971 Liberty Bowl	3
	Georgia	1969 Sugar Bowl	3
Most Interception Return Yards	William & Mary	1948 Dixie Bowl	70
Most Punt Returns	Texas	2000 Cotton Bowl	6
Most Punt Return Yards	Tulane	1980 Hall of Fame Bowl	80
Most Kickoff Returns	Missouri	2008 Cotton Bowl	7
	Minnesota	2002 Music City Bowl	7
Most Kickoff Return Yards	Missouri	2008 Cotton Bowl	168
Most Points Scored	Kansas	2022 Liberty Bowl	55
Fewest Points Scored	LSU	1947 Cotton Bowl	0
Most Points Allowed	Kansas	2022 Liberty Bowl	53
Fewest Points Allowed	LSU	1947 Cotton Bowl	0

TEAM (OPPONENT)

Most Rushing Attempts	North Carolina	1981 Gator Bowl	65
Most Net Yards Rushing	Missouri	2008 Cotton Bowl	323
Most Passes Completed	Kansas	2022 Liberty Bowl	37
Most Yards Passing	Kansas	2022 Liberty Bowl	544
Most Total Offense Yards	Kansas	2022 Liberty Bowl	603
Most Punts	Centenary	1934 Dixie Classic	13
Most Points	Kansas	2022 Liberty Bowl	53
Most Field Goals Made	Minnesota	2002 Music City Bowl	5
Fewest First Downs	Texas	2014 Texas Bowl	7
Fewest First Downs Rushing	Texas	2014 Texas Bowl	1
	Wisconsin	2007 Capital One Bowl	1
Fewest First Downs Passing	Alabama	1962 Sugar Bowl	0
Most Fumbles	Georgia	1969 Sugar Bowl	7
Most Fumbles Lost	Georgia	1969 Sugar Bowl	5
Most Penalties	UNLV	2000 Las Vegas Bowl	12
	Michigan	1999 Citrus Bowl	12
Most Penalty Yards	UNLV	2000 Las Vegas Bowl	119
Fewest Rushing Attempts	Kansas State	2016 Liberty Bowl	22
Fewest Net Yards Rushing	Texas	2000 Cotton Bowl	-27
Most Yards Lost	Georgia	1969 Sugar Bowl	96
Fewest Passes Completed	Oklahoma	1987 Orange Bowl	2
Fewest Total Offense Plays	Kansas State	2016 Liberty Bowl	47
Fewest Total Offense Yards	Nebraska	1965 Cotton Bowl	168
Fewest Passes Attempted	Oklahoma	1987 Orange Bowl	5
Fewest Yards Passing	Alabama	1962 Sugar Bowl	20

PRO HOGS IN THE NFL DRAFT

NFL DRAFT QUICK FACTS

- At least one player drafted in 31 straight drafts.
- Multiple picks in 15 of last 16 Drafts.
- Treylon Burks became the 24th Razorback to be selected in the first round when he was tabbed 18th overall by Tennessee in 2022.
- Arkansas has a total of 287 NFL Draft Picks All-Time

2026	TEAM	POS	RD	PICK
Julian Neal	Seattle	DB	3	99
Mike Washington Jr.	Las Vegas	RB	4	122
Fernando Carmona Jr.	Tennessee	OL	5	142
Taylen Green	Cleveland	DE	6	152
2025				
Isaac TeSlaa	Detroit	WR	3	70
Landon Jackson	Buffalo	DE	3	72
2024				
Cam Little	Jacksonville	K	6	212
Beaux Limmer	Los Angeles Rams	OL	6	217
2023				
Drew Sanders	Denver	LB	3	67
Ricky Stromberg	Washington	OL	3	97
2022				
Treylon Burks	Tennessee	WR	1	18
John Ridgeway	Dallas	DT	5	178
Montaric Brown	Jacksonville	CB	7	222
2021				
Jonathan Marshall	New York Jets	DL	6	207
2020				
McTelvin Agim	Denver	DL	3	95
Kamren Curl	Washington	DB	7	216
2019				
Hjalte Froholdt	New England	G	4	118
Dre Greenlaw	San Francisco	LB	5	148
Armon Watts	Minnesota	DT	6	190
2018				
Frank Ragnow	Detroit	C	1	20
David Williams	Denver	RB	7	226
2017				
Deatrich Wise Jr.	New England	DE	4	131
Jeremy Sprinkle	Washington	TE	5	154
Jeremiah Ledbetter	Detroit	DE	6	205
2016				
Hunter Henry	San Diego	TE	2	35
Jonathan Williams	Buffalo	RB	5	156
Alex Collins	Seattle	RB	5	171
Sebastian Tretola	Tennessee	G	6	193
Brandon Allen	Jacksonville	QB	6	201
2015				
Trey Flowers	New England	DE	4	101
Martrell Spaight	Washington	LB	5	141
Tevin Mitchel	Washington	CB	6	182
Darius Philon	San Diego	DT	6	192
AJ Derby	New England	TE	6	202
2014				
Travis Swanson	Detroit	C	3	76
Chris Smith	Jacksonville	DE	5	159
Kiero Small	Seattle	FB	7	227
Zach Hocker	Washington	K	7	228
2013				
Knile Davis	Kansas City	RB	3	96
Tyler Wilson	Oakland	QB	4	112
Cobi Hamilton	Cincinnati	WR	6	197
Chris Gragg	Buffalo	TE	7	222
2012				
Jake Bequette	New England	DE	3	90
Joe Adams	Carolina	WR	4	104
Jarius Wright	Minnesota	WR	4	118
Greg Childs	Minnesota	WR	4	134
2011				
Ryan Mallett	New England	QB	3	74
D.J. Williams	Green Bay	TE	5	141
DeMarcus Love	Minnesota	T	6	168
2010				
Mitch Petrus	New York Giants	G	5	147
2009				
Jonathan Luigs	Cincinnati	C	4	106
2008				
Darren McFadden	Oakland	RB	1	4
Felix Jones	Dallas	RB	1	22
Marcus Harrison	Chicago Bears	DT	3	90
Nate Garner	New York Jets	T	7	211
Peyton Hillis	Denver	FB	7	227
Marcus Monk	Chicago Bears	WR	7	248
2007				
Jamaal Anderson	Atlanta	DE	1	8
Chris Houston	Atlanta	DB	2	41
Tony Ugoh	Indianapolis	T	2	42
Keith Jackson Jr.	St. Louis Rams	DT	7	248
2006				
Vickiel Vaughn	San Francisco	DB	7	254
2005				
Matt Jones	Jacksonville	WR	1	21
Jeb Huckeba	Seattle	LB	5	159



CAM LITTLE became the youngest kicker ever selected in the NFL Draft in 2024 when Jacksonville called his name in the sixth round. Little was named to the PFWA All-Rookie Team after making 27 of his 29 field goal attempts.

2004				
Shawn Andrews	Philadelphia	G	1	16
Ahmad Carroll	Green Bay	DB	1	25
Caleb Miller	Cincinnati	LB	3	80
Cedric Cobbs	New England	RB	4	128
Tony Bua	Miami	LB	5	160
Bo Lacy	Pittsburgh	T	6	177
2003				
Ken Hamlin	Seattle	DB	2	42
2002				
Carlos Hall	Tennessee	DE	7	240
2001				
Quinton Caver	Philadelphia	LB	2	55
Randy Garner	Atlanta	DE	6	167
2000				
Kenoy Kennedy	Denver	DB	2	45
Bobbie Williams	Philadelphia	G	2	61
David Barrett	Arizona	DB	4	102
Anthony Lucas	Green Bay	WR	4	114
Emanuel Smith	Jacksonville	WR	6	196
1999				
Brandon Burlsworth	Indianapolis	G	3	63
Melvin Bradley	Arizona	DE	6	202
Madre Hill	Cleveland Browns	RB	7	207
Ryan Hale	New York Giants	DT	7	225
1998				
David Sanders	Oakland	DE	7	235
1997				
Anthony Hicks	Green Bay	LB	5	160

PRO HOGS IN THE NFL DRAFT

1996

Steve Conley	Pittsburgh	LB	3	72
Junior Soli	San Diego	DT	5	155

1994

Henry Ford	Houston	DT	1	26
Isaac Davis	San Diego	G	2	43

1993

Raylee Johnson	San Diego	DE	4	95

1991

Derek Russell	Denver	WR	4	89

1990

Barry Foster	Pittsburgh	RB	5	128
James Rouse	Chicago Bears	RB	8	200
Elbert Crawford	Los Angeles Rams	G	8	216
Anthony Cooney	Chicago Bears	DB	12	310

1989

Wayne Martin	New Orleans	DE	1	19
Steve Atwater	Denver	DB	1	20
Fred Childress	Cincinnati	G	2	55
Kerry Owens	Cincinnati	LB	4	89
Richard Brothers	Chicago Bears	DB	7	189
Kendall Trainor	Phoenix	K	9	234
LaSalle Harper	Chicago Bears	LB	9	243

1987

Greg Horne	Cincinnati	P	5	139
Theo Young	Pittsburgh	TE	12	317

1986

Greg Lasker	New York Giants	DB	2	53
Ravin Caldwell	Washington	LB	5	113
Bobby Edmonds Jr.	Seattle	WR	5	126
Nick Miller	Cleveland Browns	LB	5	127
Kevin Wyatt	Miami	DB	5	136



DREW SANDERS became the highest drafted Arkansas linebacker in over 20 years and the highest selected Arkansas defender in 16 years when he was selected in the third round by the Denver Broncos in 2023.

1984

Ron Faurot	New York Jets	DE	1	15
Keith Kidd	Minnesota	WR	9	235

1983

Billy Ray Smith Jr.	San Diego	LB	1	5
Gary Anderson	San Diego	RB	1	20
Steve Korte	New Orleans	C	2	38
Danny Walters	San Diego	DB	4	95

1982

Jeff Goff	Washington	LB	12	322

1981

Steve Cox	Cleveland Browns	P	5	134
Bobby Duckworth	San Diego	WR	6	162
Kevin Evans	New Orleans	DB	8	215
Hugh Jernigan	Detroit	DB	9	238
Trent Bryant	Baltimore Colts	DB	10	259

1980

Tom Ginn	Detroit	C	5	120
Mike Massey	Oakland	LB	11	291
Roland Sales	Cleveland Browns	RB	11	294
Kevin Scanlon	Los Angeles Rams	QB	12	332

1979

Dan Hampton	Chicago Bears	DT	1	4
Jerry Eckwood	Tampa Bay	RB	3	60
Vaughn Lusby	Cincinnati	DB	4	91
Ben Cowins	Philadelphia	RB	4	94
Michael Forrest	Kansas City	RB	12	305

1978

Steve Little	St. Louis Cardinals	K	1	15
Leotis Harris	Green Bay	G	6	144

1977

R.C. Thielemann	Atlanta	G	2	36
Greg Koch	Green Bay	T	2	39
Gerald Skinner	New England	T	4	109
Dennis Winston	Pittsburgh	LB	5	132
Curtis Townsend	San Diego	LB	10	265

1976

Ike Forte	New England	RB	2	35
Mike Kirkland	Baltimore Colts	QB	5	143
Scott Bull	San Francisco	QB	6	177
Richard LaFargue	Philadelphia	C	8	216
Rolland Fuchs	Pittsburgh	RB	11	319

1975

Rollen Smith	Cincinnati	DB	6	145
Floyd Hogan	Cleveland Browns	DB	9	215
Marsh White	New York Giants	RB	12	287
Brison Manor	New York Jets	DT	15	380

1974

Danny Rhodes	Baltimore Colts	LB	6	140
Jack Ettinger	Chicago Bears	WR	7	160
Dickey Morton	Pittsburgh	RB	11	283

1973

Joe Ferguson	Buffalo	QB	3	57
Dave Reavis	Pittsburgh	DE	5	106
Tom Reed	Atlanta	G	8	195
Mike Reppond	Buffalo	WR	9	215
Don Wunderly	Pittsburgh	DT	10	258
Mike Griffin	Chicago Bears	G	12	291
Jim Hodge	Atlanta	WR	17	428

1972

Bill McClard	San Diego	K	3	61
Tom Mabry	New York Giants	T	8	184
Mike Kelson	New England	T	9	220
Ronnie Jones	St. Louis Cardinals	LB	11	265

1971

Jerry Moore	Chicago Bears	DB	4	89
Chuck Dicus	San Diego	WR	7	169
Bill Burnett	Baltimore Colts	RB	9	234
Bruce James	Philadelphia	LB	16	395
Pat Morrison	Buffalo	TE	17	419

1970

Terry Stewart	New York Jets	DB	6	150
Jerry Dossey	Dallas	G	8	205
Bruce Maxwell	Detroit	RB	10	253
Bob Stankovich	Kansas City	G	10	260
Rodney Brand	New York Giants	C	14	350
Cliff Powell	St. Louis Cardinals	LB	17	423

1969

Jim Barnes	Minnesota	G	5	121
Webster Hubbell	Chicago Bears	G	8	197
Gary Adams	Philadelphia	DB	12	288

1968

Ernie Ruple	Pittsburgh	T	2	36
Ronnie South	New Orleans	QB	5	115

1967

Loyd Phillips	Chicago Bears	DE	1	10
Harry Jones	Philadelphia	RB	1	19
Martine Bercher	Atlanta	DB	6	151

1966

James Lindsey	Minnesota	RB	2	27
Dick Cunningham	Detroit	T	9	136
Mike Bender	Atlanta	G	10	141
Bobby Burnett	Chicago Bears	RB	10	152
Jim Williams	Minnesota	DE	16	237
Bobby Crockett	New York Giants	WR	19	282

PRO HOGS IN THE NFL DRAFT

1965

Glen Ray Hines	St. Louis Cardinals	T	6	82
Ronnie Caveness	Los Angeles Rams	LB	9	121

1964

Wes Bryant	Minnesota	T	7	90
Jerry Lamb	St. Louis Cardinals	E	7	93
Gordon Quest	Washington	QB	20	270

1963

Danny Brabham	St. Louis Cardinals	LB	3	30
Billy Moody	Los Angeles Rams	HB	12	155
Dave Adams	Washington	G	16	218
Bill Clay	St. Louis Cardinals	E	20	269

1962

Lance Alworth	San Francisco	WR	1	8
John Childress	Washington	G	10	127
George McKinney	Philadelphia	B	13	180
Jerry Mazzanti	Philadelphia	DE	16	223

1961

Paul Dudley	Green Bay	B	4	54
Jim Collier	New York Giants	TE	7	95

1959

Charley Sample	Green Bay	B	20	229
Donnie Stone	Chicago Bears	HB	21	249

1958

Don Christian	San Francisco	B	21	251

1957

Billy Ray Smith Sr.	Los Angeles Rams	DT	3	26
George Walker	Cleveland Browns	B	3	28
Ronnie Underwood	Baltimore Colts	B	5	54

1956

Preston Carpenter	Cleveland Browns	E	1	13
Henry Moore	New York Giants	DB	2	19
Buddy Benson	Pittsburgh	B	27	316
Gerry Nesbitt	New York Giants	B	27	321
Bill Fuller	New York Giants	T	28	333

1955

Bud Brooks	Detroit	G	5	13
A.J. Baker	Washington	B	27	316

1954

Lamar McHan	Chicago Cardinals	QB	1	2
Floyd Sagely	San Francisco	DB	6	71
Tom Garlington	Chicago Bears	T	8	90
Sammy Dumas	Chicago Cardinals	G	14	158
Jack Troxell	Chicago Cardinals	B	17	194
Buster Graves	Detroit	T	19	229

1953

Lew Carpenter	Detroit	HB	8	97
John Cole	Baltimore Colts	B	10	110
Buddy Sutton	Baltimore Colts	B	15	170

1952

Bob Griffin	Los Angeles	LB	2	25
Pat Summerall	Detroit	E	4	45
Dave Hanner	Green Bay	DT	5	52
Fred Williams	Chicago Bears	DT	5	56
Billy Jurney	Chicago Bears	E	8	92
Bill Ward	New York Yanks	G	13	146
Frank Fischel	Chicago Cardinals	E	20	232

1951

Jack Richards	Philadelphia	E	8	93
Louis Schaufele	Philadelphia	B	10	116
Buddy Brown	Washington	G	26	221
Buddy Rogers	Chicago Bears	B	26	312
Fred Williams	Cleveland Browns	DT	26	315
Marv Stendel	Philadelphia	E	28	332
Leon Campbell	Chicago Bears	FB	28	336

1950

Leon Campbell	Baltimore Colts	FB	2	15
Bill Bass	Baltimore Colts	B	9	106
John Lunney	Los Angeles Rams	G	12	155
Billy Hix	Philadelphia	E	14	183
Alvin Duke	Washington	B	18	227
Geno Mazzanti	Baltimore Colts	HB	26	327

1949

John Hoffman	Chicago Bears	HB	5	49
Ross Pritchard	Washington	B	17	168
Ed Hamilton	Los Angeles Rams	E	22	217
Frank Lambright	Green Bay	G	25	243

1948

Clyde Scott	Philadelphia	HB	1	8
Jim Minor	Detroit	T	4	25
Don Richards	Green Bay	T	5	27
Aubrey Fowler	Philadelphia	HB	18	162
Floyd Thomas	Green Bay	C	20	181
Theron Roberts	New York Giants	G	23	206

1947

Alton Baldwin	Boston Yanks	E	4	25
Earl Wheeler	Washington	C	15	128
Herm Lubker	Green Bay	E	26	241

1946

Mike Schumchyk	Los Angeles	E	9	80
Alton Baldwin	Chicago Cardinals	E	29	271

1945

Leon Pense	Pittsburgh	DB	9	79
Lamar Dingler	Green Bay	E	9	87
Ben Jones	Boston Yanks	E	11	102
Jim Young	New York Giants	T	11	108
Bob Boozer	New York Giants	T	13	130
Marv Lindsey	Green Bay	B	14	142
Charley Lively	Brooklyn	T	20	199
Ray Pipkin	New York Giants	B	29	306

1944

Virgil Johnson	Green Bay	E	11	104
David Jones	Cleveland Rams	B	22	229
Paul Paladino	Green Bay	G	29	302

1943

Bob Forte	Green Bay	B	11	98
Jay Lawhorn	Philadelphia	T	23	212
Harry Wynne	Pittsburgh	E	24	227
Bob Green	Brooklyn	T	27	254

1942

Firman Bynum	Detroit	T	16	145
R.C. Pitts	Brooklyn	E	17	157

1941

Red Hickey	Philadelphia	E	6	98
Milt Simington	Cleveland Rams	G	9	74
Maurice Britt	Detroit	E	13	115
Johnny Frieberger	Green Bay	E	15	13

1940

Kay Eakin	Pittsburgh	HB	1	3
Saul Singer	Philadelphia	T	6	43
Wilfred Thorpe	Cleveland Rams	G	9	75
Bolo Perdue	Washington	DE	16	148

1939

Lloyd Woodell	New York Giants	C	7	60

1938

Jack Robbins	Chicago Cardinals	HB	1	5
Jim Benton	Cleveland Rams	E	2	11
Ray Hamilton	Cleveland Rams	E	6	41
Dwight Sloan	Chicago Cardinals	B	10	85



Selected with the fourth overall pick in the 2008 NFL Draft by the Oakland Raiders, **DARREN McFADDEN** joined Dan Hampton as the highest choice in program history in the draft's modern era (1970-present).

PRO HOGS IN THE NFL

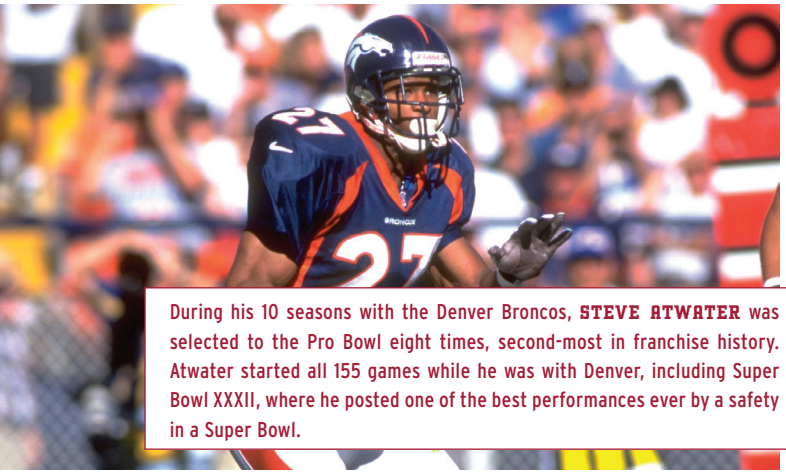

During his 10 seasons with the Denver Broncos, **STEVE ATWATER** was selected to the Pro Bowl eight times, second-most in franchise history. Atwater started all 155 games while he was with Denver, including Super Bowl XXXII, where he posted one of the best performances ever by a safety in a Super Bowl.

A

Chad Abernathy ..... Minnesota, Scottish (NFLE) [2000]
Gary Adams ..... Philadelphia [1969]; Pottstown (ACFL) [1969]
Joe Adams ..... Carolina [2012-13]; Edmonton (CFL) [2014]; Houston [2014]; British Columbia (CFL) [2014]; Texas (CIF) [2016-17]; San Jose (AFL) [2016]
O'Neal Adams ..... New York Giants [1942-45]; Brooklyn (AAFC) [1946-47]
McTelvin Agim ..... Denver [2020-21]; Indianapolis [2023]; Houston [2024]; Tennessee^ [2024]
Anders Akerstrom ..... New Orleans [2005]; Frankfurt (NFLE) [2005]; Hamburg (NFLE) [2006]
Winston Alderson ..... Houston, Amsterdam (NFLE) [1998]
Austin Allen ..... Tampa Bay [2018]; Salt Lake (AAF) [2019]
Brandon Allen ..... Denver [2019]; Cincinnati [2020-22];Jacksonville [2016-17]; Los Angeles Rams [2017-18]; San Francisco [2023-2024]; Tennessee [2025], New York Giants [2026]
Lance Alworth* ..... San Diego [1962-70]; Dallas [1971-72]
Gary Anderson* ..... Tampa Bay (USFL) [1983-85]; San Diego [1985-88]; Tampa Bay [1990-93], Detroit [1993]; Memphis (CFL) [1995]
Jamaal Anderson* ..... Atlanta [2007-10]; Indianapolis [2011]; Cincinnati [2012-13]; Chicago [2013]
Ken Anderson ..... Chicago [1999]; Rhein (NFLE) [2000]; Orlando (XFL) [2001]
Shawn Andrews* ..... Philadelphia [2004-09]; New York Giants [2010]
Rick Apolskis ..... New York Giants; Barcelona (WLAF) [1991]; Birmingham (WLAF) [1992]
Steve Atwater* ..... Denver [1989-98]; New York Jets [1999]

B

Herman Bagby ..... Brooklyn (AAFC) [1926]; Cleveland (AAFC) [1927]
Alvin Bailey ..... Seattle [2013-15]; Cleveland [2016-17]
Alton Baldwin ..... Buffalo (AAFC) [1947-49]; Green Bay [1950]; Ottawa (CFL) [1951-52]; Hamilton (CFL) [1953]
Hubert Barker ..... Patterson (AA) [1942]; New York Giants [1942-45]
David Barrett ..... Arizona [2000-03]; New York Jets [2004-08]
Jake Bates ..... Detroit [2024-pres.]
Jake Bequette ..... New England [2012-15]
Jay Bequette ..... Oklahoma (USFL) [1984]
Geno Bell ..... New York Jets [1998-99]; Cleveland [2000]
Mike Bender ..... Atlanta (1966)
Ken Benson ..... Toronto (CFL) [1992-93]; Baltimore (CFL) [1995-96]; Toronto (CFL) [1996-97; Sasakatchewan (CFL) [1998-99]
Jim Benton ..... Cleveland Rams [1938-42]; Chicago [1943]; Cleveland Rams [1944-45]; Los Angeles [1946-47]
DeCori Birmingham ..... New England [2005]; New York Jets [2005]; San Francisco [2006]; New York Giants [2006-07]; Indianapolis [2007]; Carolina [2007-09]; Toronto (CFL) [2010]
Kirk Botkin ..... New England [1994]; New Orleans [1994-95]; Pittsburgh [1996-97]
Danny Brabham ..... Houston [1963-67]; Cincinnati [1968]
Vincent Bradford ..... San Francisco [1997]; Rhein (NFLE) [1998-00]
Melvin Bradley ..... Arizona [1999]; Calgary (CFL) [2002]; Winnipeg (CFL) [2004]
Jesse Branch ..... Calgary (CFL) [1963-64]; Edmonton (CFL) [1965]
Robert Brannon ..... Portland (USFL) [1985]; Cleveland [1987]; New Orleans [1987]
Sam Breeden .... New Orleans [2004]; Green Bay [2005]; Frankfurt (NFLE) [2005]; Sasakatchewan (CFL) [2006]
Jermaine Brooks ..... Dallas [2003-05]
Richard Brothers ..... Chicago [1989]; Toronto (CFL) [1989]
Maurice Britt ..... Detroit [1941]
Jon Brittenum ..... San Diego [1968]; Arkansas (COFL) [1969]
Tyrone Broden ..... Seattle [2025-pres.]
Bud Brooks ..... Detroit [1955]
Richard Brothers ..... Chicago [1989]; Toronto (CFL) [1989]
Anthony Brown ..... Chicago [2007]
Bill Brown ..... Washington [1951-52]; Green Bay [1953-56]
Montaric Brown ..... Jacksonville [2022-pres.]
Trent Bryant ..... Kansas City [1982-83, 87]; Washington [1981]; Chicago (USFL) [1984]; Arizona (USFL) [1985]; Los Angeles (USFL) [1985]; Sasakatchewan (CFL) [1986-87]
Wes Bryant ..... Minnesota [1964]; Toronto (CFL) [1965]
Tony Bua ..... Miami [2004-05]; Cincinnati [2006]; Calgary (CFL) [2007]
Scott Bull ..... San Francisco [1976-78]
Dick Bumpas ..... British Columbia (CFL) [1974]; Pittsburgh; Memphis (WFL) [1974-76]
Treylon Burks* ..... Tennessee [2022-pres.]
Brandon Burlsworth ..... Indianapolis [1998]
Bobby Burnett ..... Buffalo [1966-67]; Denver [1969]; Las Vegas (COFL) [1969]

C

Ron Calcagni ..... Montreal (CFL) [1979]; Ottawa (CFL) [1980-81]
Ravin Caldwell ..... Washington [1987-92]
Leon Campbell ..... Baltimore [1950]; Chicago [1952-54]; Pittsburgh [1955]
Fernando Carmona Jr. ..... Tennessee [2026-pres.]
Lew Carpenter ..... Detroit [1953-55]; Cleveland [1957-58]; Green Bay [1959-63]
Preston Carpenter* ..... Cleveland [1956-59]; Pittsburgh [1960-63]; Washington [1964-66]; Minnesota [1966]; Miami [1967]
Ahmad Carroll* .... Green Bay [2004-05]; Jacksonville [2006]; Orlando (AFL) [2008]; New York Jets [2008-09]; Virginia (UFL) [2011]; Orlando (UFL) [2012]; Orlando (AFL) [2012]; Arizona (AFL) [2012]; Toronto (CFL) [2012]
Albert Casey ..... St. Louis Browns
Daryl Cato ..... Miami (AAFC) [1946]
Ronnie Caveness ..... Kansas City [1965]; Houston [1966-68]
Quinton Caver ..... Philadelphia [2001-02]; Kansas City [2002-04]; Dallas [2005-06]; Hamilton (CFL) [2007]
Tyrone Chatman ..... British Columbia (CFL) [1994-97]
Freddie Childress ..... New England [1991]; Cleveland [1992]; Shreveport (CFL) [1994]; Birmingham (CFL) [1995]; Calgary (CFL) [1997-03]; Sasakatchewan (CFL) [2004-06]
Greg Childs ..... Minnesota [2012-13]
Chrys Chukwuma ..... Dallas [2000]; Las Vegas (XFL) [2001]; Tennessee [2001]; Edmonton (CFL) [2002]; Montgomery (AIFA) [2005]; Arkansas (NIFL) [2006]
Jessie Clark ..... Green Bay [1983-87]; Detroit [1988]; Phoenix [1988-89]; Minnesota [1989-90]
Thomas Cobb ..... Kansas City [1926]; Cleveland [1927]; Detroit [1928]; Chicago Cardinals [1931]
Cedric Cobbs ..... New England [2004-05]; Denver [2006]; Arkansas (AF2) [2008]
Raymond Cole ..... Milwaukee [1940-41]
James Collier ..... New York Giants [1962]; Washington [1963]
Alex Collins ..... Seattle [2016-17, 2020-21]; Baltimore [2017-19]
Steven Conley ..... Pittsburgh [1996-98]; Indianapolis [1998]; Saskatchewan (CFL) [1999]; Chicago (XFL) [2001]
Brey Cook ..... Washington [2015]
Grant Cook ..... Green Bay [2012]; Minnesota [2012]
Anthoney Cooney ..... Chicago [1990]; San Antonio (WLAF) [1991-92]
D.J. Cooper ..... New Orleans; Memphis (XFL) [2001]
Charles Corgan ..... Kansas City [1924-26]; Hartford [1926] ; New York Giants [1927]
Ben Cowins ..... Philadelphia [1979]; Kansas City [1979]; Toronto, (CFL) [1980]
Steve Cox ..... Cleveland [1981-84]; Washington [1985-88]
Reggie Craig ..... Kansas City [1975-76]; Buffalo [1977]; Cleveland [1977]
Elbert Crawford ..... Los Angeles Rams [1990]; New England [1990-91]; Denver [1992]
Milan Creighton ..... Chicago Cardinals [1931-37]
Bobby Crockett ..... Buffalo [1966-69]
Tom Crowder ..... Dallas [2004-06]
Dick Cunningham ..... Detroit [1966]; Buffalo [1967-72]; Philadelphia [1973]; Houston [1973]
De'Anthony Curtis ..... Tampa Bay [2012]
Kamren Curl ..... Washington [2020-23]; Los Angeles Rams [2024-pres.]

D

Weston Dacus ..... Kansas City [2008-09]; Florida (UFL) [2010]; Virginia (UFL) [2011]
Kim Dameron ..... Memphis (USFL) [1984]
Joe Dean Davenport ..... San Francisco; Indianapolis [2001-03]
Andrew Davie ..... New York Jets [2009]; Carolina [2009]
Brandon Davis# ..... Cleveland [2002]; Philadelphia [2003]
Curt Davis ..... Atlanta [2001]
Isaac Davis ..... San Diego [1994-97]; New Orleans [1997]; Minnesota [1998]; Oakland [1999]; Memphis (XFL) [2001]
Knile Davis ..... Kansas City [2013-16]; Green Bay [2016]; New York Jets [2016]; Kansas City [2017]; Pittsburgh [2017] ; Chicago [2018]
A.J. Derby ..... New England [2015-16]; Denver [2016-17]; Miami [2017-18]; New Orleans [2019]
Ron Dickerson Jr. ..... Kansas City [1993-94]; Scottish (NFLE) [1996-97]; London (NFLE) [1997]
Chuck Dicus ..... San Diego [1971-72]; Pittsburgh [1973]
Arrion Dixon ..... Kansas City [2005-06]
Ray Dominguez ..... Green Bay [2011]; Carolina [2012]; Dallas [2013]; Orlando (AFL) [2015]
Freddie Douglas ..... Pittsburgh; Tampa Bay [1976]
Bobby Duckworth ..... San Diego [1982-84]; Los Angeles Rams [1985-86]; Philadelphia [1986]
Paul Dudley ..... New York Giants [1962]; Philadelphia [1963]; Calgary (CFL) [1964-65]; Sasakatchewan (CFL) [1966]

PRO HOGS IN THE NFL

E

Kay Eakin*.....New York Giants [1940-41]; Miami (AAFC) [1946]
Jerry Eckwood.....Tampa Bay [1979-81]
Bobby Joe Edmonds.....Seattle [1986-88]; Los Angeles Raiders [1989]; Detroit [1989];Tampa Bay [1995]
Brooks Ellis.....New England [2017]; Jacksonville [2018]
Anthony Eubanks.....Dallas [1998]
Jack Ettinger.....Memphis (WFL) [1974]

F

Ron Faurot.....New York Jets [1984-85]
Robert Felton.....Buffalo [2008]; Oakland [2008]
Joe Ferguson.....Buffalo [1973-84]; Detroit [1985-87]; Tampa Bay [1988-89]; Indianapolis [1990]; San Antonio (CFL) [1995]
Milton Fields.....Birmingham (USFL) [1984]; Washington [1984]
Trey Flowers.....New England [2015-18]; Detroit [2019-21]; Miami [2022]
Henry Ford*.....Houston/Tennessee [1994-2002]; New Orleans [2003]
Ike Forte.....New England [1976-77]; Washington [1978-80]; New York Giants [1981]
Robert Forte.....Green Bay [1946-53]
Barry Foster.....Pittsburgh [1990-94]
Aubrey Fowler.....Baltimore Colts [1948]
Jerry Franklin.....Denver [2012]; Carolina [2012]; Dallas [2012]; Chicago [2012-13]; Kansas City [2014]; New Orleans [2014-15]; Detroit [2016]
Feleipe Franks.....Atlanta [2021-23, 2025-pres.]; Carolina [2024]
Hjalte Froholdt.....New England [2019-20]; Houston [2020-21]; Cleveland [2021-22.]; Arizona [2022-pres.]

G

Rohan Gaines.....Los Angeles Rams [2016]
Nate Garner.....New York Jets [2008]; Miami Dolphins [2008-14]
Randy Garner.....Atlanta [2001]; Jacksonville [2002]; Rhein Fire (NFLE) [2004]; Denver Broncos [2004]
Grant Garrett.....Green Bay [1998]; Kansas City [1999]; Berlin (NFLE) [2000]
Greg Gatson.....San Diego [2012-13]
Johnny Gibson Jr.....Philadelphia [2019]
Tom Ginn.....Detroit [1980-81]
Jeff Goff.....Washington [1982]; Edmonton (CFL) [1983]
Brett Goode.....Jacksonville [2007]; Green Bay [2008-17]
Chris Gragg.....Buffalo [2013-16]; New York Jets [2017]
Michael Grant.....Jacksonville [2008]; Kansas City [2008]; Washington [2008-09] Florida (UFL) [2009]; Cleveland [2009]; Toronto (CFL) [2010]
Oscar Gray.....Seattle [1996-97]
Taylen Green.....Cleveland [2026-pres.]
Dre Greenlaw.....Denver [2025-pres.]; San Francisco [2019-2024, 2026-pres.]
Eric Gregory.....New England [2025-pres.]
Antonio Grier Jr.....Tampa Bay [2024-pres.]
Bob Griffin.....Los Angeles Rams [1953-57]; Calgary (WIFU) [1959] St. Louis Cardinals [1961]



KAMREN CURL started all three seasons of his collegiate career at Arkansas before being selected in the seventh round (216th overall) in the 2020 NFL Draft by the Washington Commanders. During his six-year NFL career, Curl has started 86 games, tallying 586 tackles, 18 tackles for loss, and 5 interceptions. He spent the first four seasons with the Commanders before signing with the Los Angeles Rams in 2024.

H

John Haden.....New York Giants [1936-38]
Ryan Hale.....New York Giants [1999-2000]
Carlos Hall.....Tennessee [2002-05]; Kansas City [2005-06]; Denver [2007]
Cobi Hamilton.....Cincinnati [2013-14, 14-15]; Philadelphia [2014]; Miami [2015]; Carolina [2016]; Pittsburgh [2016]; Houston [2017]; Arizona [2018]; Indianapolis [2018]
Ray Hamilton.....Detroit [1939]; Philadelphia [1940]; Cleveland/Los Angeles Rams [1938, 44-45; 46-47]
Ken Hamlin.....Seattle [2003-06]; Dallas [2007-09]; Baltimore [2010]; Indianapolis [2010-11]
Dan Hampton*.....Chicago [1979-90]
William Hampton.....Montreal (CFL) [1979-84]
Dave Hanner.....Green Bay [1952-64]
LaSalle Harper.....Chicago [1989]; New York Giants [1989]
Chase Harrell.....San Francisco [2020]
Corey Harris.....Atlanta
De'Jon Harris.....Green Bay [2020-21]; Washington [2021-23]
Elliott Harris.....Pittsburgh [2005]; Houston [2006]
Leotis Harris.....Green Bay [1978-83]
Steven Harris.....Washington [2005-07]
Wayne Harris.....Calgary (CFL) [1961-72]
Marcus Harrison.....Chicago [2008-10]
Keon Hatcher.....Oakland [2017-18]; Detroit [2018]; Green Bay [2018-19]; Oakland [2018]; New York Jets [2019-20]
Ken Hayden.....Philadelphia [1942]; Washington [1943]
Hunter Henry.....San Diego/Los Angeles Chargers [2016-20]; New England [2021-pres.]
Chuck Herman.....Atlanta [1980]
Javontee Herndon.....San Diego [2014-16]; Dallas [2017]
Howard Hickey.....Pittsburgh [1941]; Kenosha [1941]; Cleveland/Los Angeles Rams [1941, 45-48]
Anthony Hicks.....Green Bay [1997]; Jacksonville
Alonzo Highsmith.....Miami [2013]; Kansas City [2014]; Omaha (FXFL) [2014]; Washington [2015]; Hudson Valley (FXFL) [2015]
Madre Hill.....Cleveland [1999-2000]; Berlin (NFLE) [2001]; San Diego [2001]; Oakland [2002]
Peyton Hillis.....Denver [2008-09]; Cleveland [2010-11]; Kansas City [2012]; Tampa Bay [2013]; New York Giants [2013-14]
Glen Ray Hines.....Houston [1966-70]; New Orleans [1971-72]; Pittsburgh [1973]; Houston/Shreveport (WFL) [1974]
Bill Hix.....Philadelphia [1950]
Gary Hobbs.....Kansas City
Zach Hocker.....Washington [2014]; Miami [2015]; New Orleans [2015]; St. Louis [2015]; Cincinnati [2016]; Tampa Bay [2017]
John Hoffman.....Chicago [1949-56]
Floyd Hogan.....British Columbia (CFL) [1975]
Cody Hollister.....New England [2017-18]; Tennessee [2019-23]
Derek Holloway.....Michigan (USFL) [1983-84]; Oakland (USFL) [1985]; Washington [1986]; Tampa Bay [1987]; Calgary (CFL) [1991]; Sacramento (WLAF) [1991]; Detroit (AFL) [1992]; Buffalo (AFL) [1999]
Greg Horne.....Cincinnati [1987]; St. Louis/Phoenix [1987-88]; Washington; London (WLAF) [1991]; Montreal (WLAF) [1992]
Julian Horton.....Tennessee [2014]
Raymond House.....Atlanta [2003-04]; Ottawa (CFL) [2004]
Chris Houston.....Atlanta [2007-09]; Detroit [2010-13]; Carolina [2015]
De'Arrius Howard.....Kansas City [2006]
Jim Lee Howell.....New York Giants [1937-42, 46-48]; Tampa Bay
Jeb Huckeba.....Seattle [2005-06]

I

Darwin Ireland.....Chicago [1994-95]
Sam Irwin-Hill.....Dallas [2017]; Washington [2018]; San Diego (AAF) [2019]; Atlanta [2019-20]

J

Bijhon Jackson.....Los Angeles Chargers [2018]
Eddie Jackson.....Carolina [2004]; Miami [2005-06]; New England [2007]; Washington [2008]
Keith Jackson.....St. Louis [2007]; San Diego [2008]
Landon Jackson.....Buffalo [2025-pres.]
Jerry Jacobs.....Detroit [2021-23]
Charles Jamerson.....Hartford [1926]
Michael James.....Dallas
Cameron Jefferson.....Chicago [2015]; Denver [2015-16]; Buffalo [2017]; Washington [2017-18]; Saskatchewan (CFL) [2019-21]
Michael Jenkins.....Toronto (CFL) [2000-01]; Houston [2002]; Montreal (CFL) [2005]; Edmonton (CFL) [2005]
Dennis Johnson.....Houston [2013]; Cleveland [2013]; Brooklyn Bolts (FXFL) [2014]
Ray Lee Johnson.....San Diego [1993-03]; Denver [2004]
Felix Jones*.....Dallas [2008-12]; Philadelphia [2013]; Pittsburgh [2013]
Harry Jones*.....Philadelphia [1967-70]
J.J. Jones.....Dallas [2001]; New Orleans [2002-03]; Scottish (NFLE) [2004]
Matt Jones*.....Jacksonville [2005-08]; Cincinnati [2010]

PRO HOGS IN THE NFL

K

Allen Keen ..... Philadelphia [1937-38]
Randy Kelly ..... Kansas City [2007]
Xavier Kelly ..... Baltimore [2021]
Kenoy Kennedy ..... Denver [2000-04]; Detroit [2005-07]
Carl Kidd ..... Oakland [1995-96]; British Columbia (CFL) [2000-06]; Minnesota [2001]
Keith Kidd ..... Minnesota [1987]
Denver Kirkland ..... Oakland [2016-18]; Arizona [2018]
Mike Kirkland ..... Baltimore Colts [1976-78]
Steve Korte ..... New Orleans [1983-89]
Greg Koch ..... Green Bay [1977-85]; Miami [1986-87]; Minnesota [1987]

L

Bo Lacy ..... Pittsburgh [2004]; Cleveland [2004]; Chicago [2004]; Indianapolis [2005]; Atlanta [2006]
Jerry Lamb ..... Kansas City [1964]
Sacha Lancaster ..... Los Angeles (AFL) [2002]; Arkansas (AF2) [2003]; New Orleans (AFL) [2004]; Detroit (AFL) [2004]; Hamburg (NFLE) [2005]; Rhein (NFLE) [2006]; British Columbia (CFL) [2007]; Hamilton (CFL) [2008]; Jacksonville (NAL) [2011]
Matt Landers ..... Carolina [2023]
Greg Lasker ..... New York Giants [1986-88]; Phoenix [1988]; Chicago [1988]
Homer Ledbetter ..... Staten Island [1932]; Chicago Cardinals [1932-33]
Jeremiah Ledbetter ..... Detroit [2017]; Tampa Bay [2018-20]; Jacksonville [2022-24]; New York [2025-pres.]
Josh Liddell ..... Tampa Bay [2018]
Jim Lindsey ..... Minnesota [1966-72]
Cam Little ..... Jacksonville [2024-pres.]
Steve Little* ..... St. Louis [1978-80]
Beaux Limmer ..... Los Angeles Rams [2024-pres.]
Mitchell Loewen ..... New Orleans [2016-18]; Detroit [2018]; New Orleans [2019]
DeMarcus Love ..... Minnesota [2011-13]; Jacksonville [2013]; New York Giants [2014]; New Orleans [2014]; Denver [2014]; Atlanta [2015]
Jamar Love ..... New England [2009]; Dallas [2009]; Tampa Bay [2009]; Tennessee [2009]; Saskatchewan (CFL) [2011]; Tampa Bay (AFL) [2012]; Cleveland (AFL) [2013]; Nebraska (IFL) [2013-15, 17]
Anthony Lucas ..... Green Bay; Dallas
Jonathan Luigs ..... Cincinnati [2009]
Kenneth Lunday ..... New York Giants [1937-41, 46-47]
Vaughn Lusby ..... Cincinnati [1979]; Chicago [1980]

M

Isaac Madison ..... Dallas [2012]; Detroit [2012]
Ryan Mallett ..... New England [2011-14]; Houston [2014-15]; Baltimore [2015-17]
Brison Manor ..... Denver [1977-84]; Tampa Bay [1984]
Fred Marshall ..... Calgary (CFL)
Jonathan Marshall ..... New York Jets [2021-23]; Pittsburgh [2023-pres.]
Wayne Martin* ..... New Orleans [1989-2000]
Darryl Mason ..... Birmingham (USFL) [1983-85]
Geno Mazzanti ..... New York Yanks [1950]
Jerry Mazzanti ..... Philadelphia [1963]; Detroit [1966]; Pittsburgh [1967]
Bruce Maxwell ..... Detroit [1970]
Darren McFadden* ..... Oakland [2008-14]; Dallas [2015-17]
Bill McClard ..... San Diego [1972]; New Orleans [1973-75]
Dwight McGlothern ..... Minnesota [2024-pres.]
Lamar McHan* ..... Chicago Cardinals [1954-58]; Green Bay [1959-60]; Baltimore Colts [1961-63]; San Francisco [1963]; Toronto (CFL) [1965]
J.J. Meadors ..... Edmonton (CFL)
Peter Merloni ..... Boston Braves
Caleb Miller ..... Cincinnati [2004-07]
Nick Miller ..... Cleveland [1987]
Tevin Mitchel ..... Washington [2015]; Indianapolis [2015-17]; Oakland [2017-18]; Hamilton (CFL) [2019]; Saskatchewan (CFL) [2020]
Braylon Mitchell ..... Oakland [2015]
Verl Mitchell ..... Atlanta
Marcus Monk ..... Chicago [2008]; New York Giants [2008]; Carolina [2009]
Charles Moore ..... Washington [1962]
Henry Moore ..... New York Giants [1956]; Baltimore Colts [1957]
Jerry Moore ..... Chicago [1971-72]; New Orleans [1973-74]
Jim Mooty ..... Dallas [1960]
Drew Morgan ..... Miami [2017-18]; Memphis (AAF) [2019]
Alex Mortensen ..... Tennessee [2009]
Dickey Morton ..... Pittsburgh [1974]; Toronto (CFL) [1975]
Lock Morton ..... Newark
Tom Murphy ..... Chicago Cardinals [1934]
Wes Murphy ..... Kansas City [2007]

N

Julian Neal ..... Seattle [2026-pres.]
Jerico Nelson ..... New Orleans [2012]; Texas (CIF) [2016-17]
Gerald Nesbitt ..... Ottawa (CFL) [1958-61]

O

Cheyenne O'Grady ..... Tampa Bay (USFL) [2021]
Sam Olajubutu ..... Tampa Bay [2007]; Saskatchewan (CFL) [2008]
Tony Ollison ..... Indianapolis [1990]; San Antonio (USFL) [1990]
Kerry Owens ..... Cincinnati [1989]; Cleveland [1989]; Ohio (WLAF) [1992]

P

Zac Painter ..... Dallas
Stephen Parker ..... Miami [2007]
Leon Pense ..... Pittsburgh [1945]
Jason Peters ..... Buffalo [2004-08]; Philadelphia [2009-20]; Chicago [2021]; Dallas [2022]; Seattle [2023]
Mitch Petrus ..... New York Giants [2010-12]; New England [2012]; Tennessee [2012]
Jermaine Petty ..... Cincinnati [2002]; Green Bay [2003]
Loyd Phillips* ..... Chicago [1967-69]; New Orleans
Darius Philon ..... San Diego/Los Angeles Chargers [2015-19]; Arizona [2019]; Las Vegas [2021]
Joyce Pipkin ..... New York Giants [1948]; Los Angeles (AAFC) [1949]
Ryan Pulley ..... Arizona [2019]; Carolina [2019]

R

Frank Ragnow* ..... Detroit [2018-2025]
Santos Ramirez ..... New York Jets [2019]; Seattle (XFL) [2020]
Randy Ramsey ..... Green Bay [2019-21]
David Reavis ..... Pittsburgh [1974-75]; Tampa Bay [1976-83]
Mike Reppond ..... Chicago [1973]; Chicago (WFL) [1974]; British Columbia (CFL)
Lawrence Richardson ..... Buffalo [2004]; Hamburg (NFLE) [2005]
Matterral Richardson ..... Washington [2008]; Houston [2008] New York (UFL) [2009]; Cleveland [2009]; Toronto (CFL) [2011]
Danny Rhodes ..... Baltimore Colts [1974]; Saskatchewan (CFL) [1975]
John Ridgeway III ..... Dallas [2022]; New Orleans [2024-pres.]; Washington [2022-2024]
Jack Robbins* ..... Chicago Cardinals [1938-39]
Marquise Robinson ..... Baltimore [2025-pres.]
Kyle Roper ..... Baltimore [2006]
Keivie Rose ..... Jacksonville [2025-pres.]
James Rouse ..... Chicago [1990-91]
Coy Ernest Ruple ..... Pittsburgh [1968-69]
Derek Russell ..... Denver [1991-94]; Houston/Tennessee [1995-97]



Arguably the greatest tackle in Philadelphia Eagles history, **JASON PETERS** made nine Pro Bowl appearances and earned six All-Pro selections in his 19 NFL seasons.

PRO HOGS IN THE NFL

S

Floyd Sagely ..... San Francisco [1954-56]; Chicago Cardinals [1957]
Roland Sales ..... Toronto (CFL); Montreal (CFL) [1980]
Howard Sampson ..... Green Bay [1978-79]
David Sanders ..... Oakland [1998]; Amsterdam (NFLE) [1999-2000]; San Francisco (XFL)
Drew Sanders ..... Denver [2023-pres.]
Kenny Sandlin ..... Carolina [2002]; Minnesota [2003]; Scottish (NFLE) [2003]
Kevin Scanlon ..... Los Angeles Rams [1980]; Hamilton (CFL) [1980]
Clyde Scott* ..... Philadelphia [1949-52]; Detroit [1952]
Earl Scott ..... Tampa Bay (AFL) [1997]; Amsterdam (WLAF) [1997]; Amsterdam (NFLE) [1998-2000]; San Jose (AFL) [1998]; Toronto (CFL) [2001]; Memphis (XFL) [2001]
Malcolm Sheppard ..... Houston [2010]; Tennessee [2010-11]; San Jose (AFL) [2013]
Milt Simington ..... Cleveland [1941]; Pittsburgh [1942]
Desmond Sims ..... New Orleans [2007]
Gerald Skinner ..... Green Bay [1978]
Dan Skipper ..... Dallas [2017]; Detroit [2017-18; 2019-pres.]; Denver [2018-19]; New England [2019]; Houston [2019]
Dwight Sloan ..... Chicago Cardinals [1938]; Detroit [1939-40]
Kiero Small ..... Seattle [2014]; Cleveland [2014]; Baltimore [2014-15]
Billy Ray Smith Sr. ..... Los Angeles Rams [1957]; Pittsburgh [1958-60]; Baltimore Colts [1961, 63-70]
Billy Ray Smith Jr.* ..... San Diego [1983-92]
Chris Smith ..... Jacksonville [2014-16]; Cincinnati [2017-18]; Cleveland [2018-19]; Carolina [2020]; Las Vegas [2020]; Houston [2021]
Emanuel Smith ..... Jacksonville [2000]
Mark Smith ..... Kansas City [1997]
Richard Smith ..... Kansas City [2004-05]; Washington [2006]; Hamburg (NFLE) [2006]; Edmonton (CFL) [2007]
Rollen Smith ..... St. Louis [1975]
TJ Smith ..... Los Angeles Chargers [2020]; Minnesota Vikings [2021-23]; Carolina [2024]
Michael Snowden ..... Tennessee [2001]
Junior Soli ..... San Diego [1996]
Ryan Sorahan ..... New Orleans [2004]
Ronny South ..... New Orleans [1968]
Martrell Spaight ..... Washington [2015-18]; Miami [2018]; Jacksonville [2018-19]; Kansas City [2019]
Ray Spillers ..... Philadelphia [1937]; Wilmington (AA) [1938]
Jeremy Sprinkle ..... Washington [2017-21]; Dallas [2021]
Bob Stankovitch ..... Kansas City [1970]
George Stewart ..... Kansas City
Ricky Stromberg^ ..... Washington [2023-2024], Chicago [2025-pres.]
Clint Stoerner ..... Dallas [2000-02]; Scottish (NFLE) [2001]; Miami [2004]; Amsterdam (NFLE) [2004]; Dallas (AFL) [2005]; Nashville (AFL) [2006-07]; Philadelphia (AFL) [2007]; Alabama (AFL) [2010]
Donnie Stone ..... Calgary (CFL) [1959-61]; Denver [1961-64]; Buffalo [1965]; Houston [1966]
Pat Summerall ..... Detroit [1952]; Chicago Cardinals [1953-57]; New York Giants [1958-61]
Buddy Sutton ..... Baltimore
Travis Swanson ..... Detroit [2014-18]; New York Jets [2018]; Miami [2018]

T

Fred Talley ..... Atlanta [2003]; Edmonton (CFL) [2004]; Montreal (CFL) [2005]; Atlanta [2006]
Brad Taylor ..... Edmonton (CFL) [1985-86]; Ottawa (CFL) [1987]
Isaac TeSlaa ..... Detroit [2025-pres.]
R.C. Thielemann ..... Atlanta [1977-84]; Washington [1985-88]
Mick Thomas ..... Atlanta
Robert Thomas ..... Washington [2014-15]; Seattle [2015]; New England [2015]; Miami [2015]; Carolina [2016]; New York Giants [2016-18]; Buffalo [2018]
Tramain Thomas ..... Tampa Bay [2012]; Iowa (AFL) [2014]
Wilfred Thorpe ..... Cleveland [1941-42]
Henre' Toliver ..... Indianapolis [2018]; Salt Lake (AAF) [2019]; New York Giants [2019]
Curtis Townsend ..... San Diego [1977]; St. Louis [1978]
Kendall Trainor ..... Phoenix [1989]; Sacramento (WLAF) [1991]; New York/New Jersey (WLAF) [1991-92]
Sebastian Tretola ..... Tennessee [2016]; Houston (XFL) [2020]
Zac Tubbs ..... Buffalo [2007]; Sioux Falls (IFL) [2009-10]; Allen (CIF) [2012]

U

Tony Ugoh ..... Indianapolis [2007-09]; Detroit [2010]; Indianapolis [2011]; New York Giants [2011]; Kansas City [2012]
Ronnie Underwood ..... Chicago; Baltimore [1957]

V

Jose Valdez ..... Atlanta [2009-11]; St. Louis [2012]; Virginia (UFL) [2012] Saskatchewan (CFL) [2013]
Clyde Van Sickle ..... Frankford [1930]; Green Bay [1932-33]
Vickiel Vaughn ..... San Francisco [2006]; Washington [2007]; Berlin (NFLE) [2007]; Denver [2008]
Darius Vinnett ..... St. Louis [2007-08]; Florida (UFL) [2009-10]; Virginia (UFL) [2011-12]

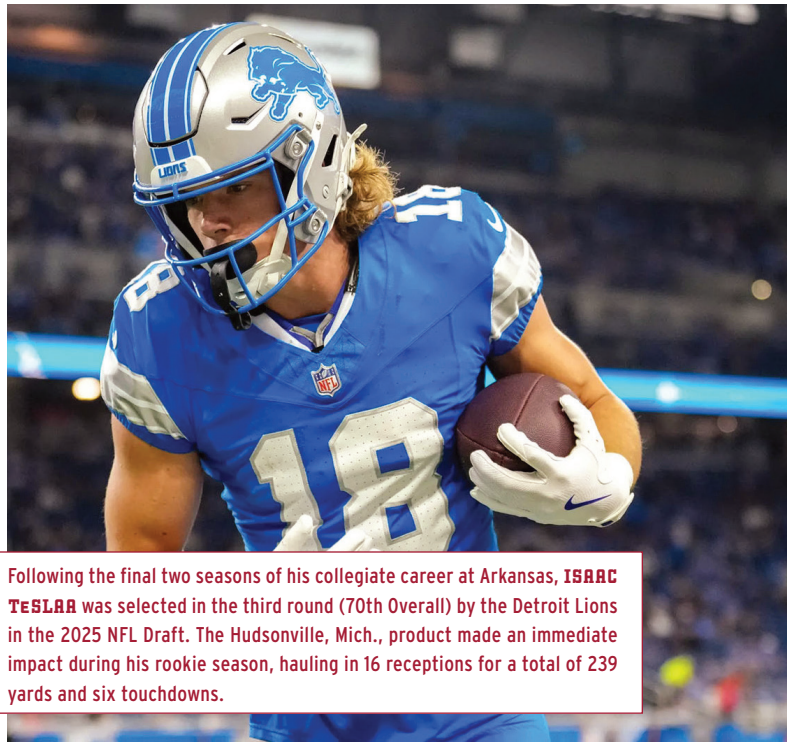

Following the final two seasons of his collegiate career at Arkansas, **ISAAC TESLAA** was selected in the third round (70th Overall) by the Detroit Lions in the 2025 NFL Draft. The Hudsonville, Mich., product made an immediate impact during his rookie season, hauling in 16 receptions for a total of 239 yards and six touchdowns.

W

Dalton Wagner ..... Las Vegas [2023-pres.]
Jimmy Walker ..... Edmonton (CFL) [1979]; Ottawa [1980-81]; Birmingham (USFL) [1983-84]; Memphis (USFL) [1984]; Minnesota [1987]
Brian Wallace ..... Denver [2019]
Gavin Walls ..... Minnesota [2003]; Scottish (NFLE) [2004]; Winnipeg (CFL) [2005-10]; Montreal (CFL) [2010-11]
Danny Walters ..... San Diego [1983-87]
Charles Washington ..... Green Bay [1987]
Mike Washington Jr. ..... Las Vegas [2026-pres.]
Armon Watts ..... Minnesota [2019-21]; Chicago [2022]; Pittsburgh [2023]; New England [2024]; New York [2024-pres.]
Orlando Watters ..... Seattle [1994]
Tim Webster ..... Green Bay [1971]
Marsh White ..... New York Giants [1975-77]
Bobbie Williams ..... Philadelphia [2000-03]; Cincinnati [2004-11]; Baltimore [2012]
Boo Williams ..... New Orleans [2001-05]; New York Giants [2006]; Kansas (AFL) [2007-08]
D.J. Williams ..... Green Bay [2011-12]; Jacksonville [2013]; New England [2013]; Tampa Bay [2014]; Washington [2015]
David Williams ..... Denver [2018]; Indianapolis [2019]
Fred Williams ..... Chicago [1952-63]; Washington [1964-65]
Jonathan Williams ..... Buffalo [2016-17]; New Orleans [2017-18]; Indianapolis [2018-19]; Detroit [2020]; Washington [2020-23]
Patrick Williams ..... New York Jets
Tre Williams ..... Michigan (USFL) [2021]
Demetrius Wilson ..... San Diego [2015]
George Wilson ..... Detroit [2004]; Buffalo [2005-12]; Tennessee [2013-14]
Tyler Wilson ..... Oakland [2013]; Tennessee [2013]; Cincinnati [2014]
Ronnie Wingo Jr. ..... Atlanta [2013]; Buffalo [2013-14]; Atlanta [2014-15]; Hamilton (CFL) [2015-16]
Ben Winkleman ..... Milwaukee [1922-24]
Billy Winston ..... New York Jets
Dennis Winston ..... Pittsburgh [1977-81, 85-86]; New Orleans [1982-85]
Deatrich Wise Jr. ..... New England [2017-2024]; Washington [2025-pres.]
Jarius Wright ..... Minnesota [2012-17]; Carolina [2018-19]
Don Wunderly ..... Pittsburgh [1973]; British Columbia (CFL) [1974-77]
Kevin Wyatt ..... Miami [1986]; San Diego [1986]; Kansas City [1987]
Harry Wynne ..... Boston Yanks [1944]; New York Giants [1945]

Y

Theo Young ..... Pittsburgh [1987]

Years spent with each team not available for all players.
** Drafted first round; # Played basketball at Arkansas*
^ Practice Squad member entering 2026

HOGS IN THE SUPER BOWL

PLAYER	TEAM	SUPER BOWL (OPPONENT)
Brandon Allen, QB^	Los Angeles	LIII (New England)
	Cincinnati	LVI (Los Angeles Rams)
	San Francisco	LVIII (Kansas City)
Lance Alworth, WR	Dallas	VI (Miami)
Steve Atwater, S	Denver	XXIV (San Francisco)
		XXXII (Green Bay)
		XXXIII (Atlanta)
Alvin Bailey, OT	Seattle	XLVIII (Denver)
		XLIX (New England)
Jake Bequette, DE^	New England	XLIX (Seattle)
Ravin Caldwell, LB	Washington	XXII (Denver)
		XXVI (Buffalo)
Mike Cherry, QB	New York Giants	XXXV (Baltimore)
Steve Cox, P	Washington	XXII (Denver)
Trey Flowers, DE	New England	LI (Atlanta)
		LII (Philadelphia)
		LIII (Los Angeles)
Henry Ford, DT/DE	Tennessee	XXXIV (St. Louis)
Brett Goode, LS	Green Bay	XLV (Pittsburgh)
Dre Greenlaw, LB	San Francisco	LIV (Kansas City)
		LVIII (Kansas City)
Eric Gregory, DL	New England	LX (Seattle)
Ryan Hale, DT	New York Giants	XXXV (Baltimore)
Dan Hampton, DE	Chicago	XX (New England)
Hunter Henry, TE	New England	LX (Seattle)
Madre Hill, RB	Oakland	XXXVII (Tampa Bay)
Cody Hollister, WR^	New England	LII (Philadelphia)
		LIII (Los Angeles)

PLAYER	TEAM	SUPER BOWL (OPPONENT)
Tavaris Jackson, QB	Seattle	XLVIII (Denver)
Cameron Jefferson, OT^	Denver	50 (Carolina)
Raylee Johnson, DE	San Diego	XXIX (San Francisco)
Greg Lasker, S	New York Giants	XXI (Denver)
Jeremiah Ledbetter, DL	Tampa Bay	LV (Kansas City)
Jim Lindsey, RB	Minnesota	IV (Kansas City)
Ryan Mallett, QB	New England	XLVI (New York Giants)
Brison Manor, DE	Denver	XII (Dallas)
Jason Peters, OL	Philadelphia	LII (New England)
Mitch Petrus, OG	New York Giants	XLVI (New England)
Dave Reavis, OT	Pittsburgh	IX (Minnesota)
		X (Dallas)
R.C. Thielemann, OG	Washington	XXII (Denver)
Tony Ugoh, OT	Indianapolis	XLIV (New Orleans)
	New York Giants	XLVI (New England)
Bobbie Williams, OG	Baltimore	XLVII (San Francisco)
Dennis Winston, LB	Pittsburgh	XIII (Dallas)
		XIV (Los Angeles Rams)
Deatrich Wise Jr., DL	New England	LII (Philadelphia)
		LIII (Los Angeles)

^Practice squad

OWNER	TEAM	SUPER BOWL (OPPONENT)
Jerry Jones	Dallas	XXVII (Buffalo)
		XXVIII (Buffalo)
		XXX (Pittsburgh)

COACH	TEAM	SUPER BOWL (OPPONENT)
Raymond Berry*	New England	XX (Chicago)
Don Breaux*	Washington	XVII (Miami)
		XVIII (Los Angeles Raiders)
		XXII (Denver)
		XXVI (Buffalo)
Pete Carroll*	Seattle	XLVIII (Denver)
		XLIX (New England)
Joe Gibbs*	Washington	XVII (Miami)
		XVIII (Los Angeles Raiders)
		XXII (Denver)
		XXVI (Buffalo)
Bill Johnson*	New Orleans	XLIV (Indianapolis)
Jimmy Johnson*	Dallas	XXVII (Buffalo)
		XXVIII (Buffalo)
John Mitchell*	Pittsburgh	XXX (Dallas)
		XL (Seattle)
		XLIII (Arizona)
		XLV (Green Bay)
Kevin Richardson	New England	LX (Seattle)
Pat Ruel*	Seattle	XLVIII (Denver)
		XLIX (New England)
Barry Switzer*	Dallas	XXX (Pittsburgh)
Fred Von Appen*	San Francisco	XIX (Miami)
		XXIII (Cincinnati)
Jeremiah Washburn	Philadelphia	LVII (Kansas City)
		LIX (Kansas City)

**Coached at Arkansas*



JERRY JONES (left) and **JIMMY JOHNSON** (right) celebrate with the Lombardi Trophy after the Dallas Cowboys defeated the Buffalo Bills in Super Bowl XXVIII for their second straight Super Bowl victory.



TREY FLOWERS had 2.5 sacks and five total quarterback hits in the New England Patriots' 34-28 Super Bowl LI win over the Atlanta Falcons. He is the 25th former Razorback to win the Super Bowl as a player on an active roster.

PRO HOG HONORS

FIRST-TEAM ALL PRO/ ALL-CONFERENCE

1945	Jim Benton, TE	AP
1946	Jim Benton, TE	AP, UPI
1963	Lance Alworth, WR	AP, UPI, AFL
1964	Lance Alworth, WR	AP, UPI, AFL
1965	Lance Alworth, WR	AP, UPI, AFL
1966	Lance Alworth, WR	AP, UPI, AFL
1967	Lance Alworth, WR	AP, UPI, AFL
1968	Lance Alworth, WR	AP, UPI, PFW
1969	Lance Alworth, WR	UPI, PFW
1982	RC Thielemann, OL	UPI, AP
1984	Dan Hampton, DL	AP
1986	Dan Hampton, DL	UPI
	Bobby Joe Edmonds Jr., RB/KR	AP/PFW
1988	Dan Hampton, DL	UPI
1990	Steve Atwater, DB	UPI
1991	Steve Atwater, DB	AP, UPI, PFW
1992	Steve Atwater, DB	AP, PFW
	Barry Foster, RB	AP, UPI, PFW
1993	Steve Atwater, DB	PFW
1995	Steve Atwater, DB	UPI
1996	Steve Atwater, DB	UPI, PFW
2006	Shawn Andrews, OL	AP, PFW
2007	Shawn Andrews, OL	PFW
2009	Jason Peters, OL	PFW
2010	Jason Peters, OL	PFW
2011	Jason Peters, OL	AP, PFW
2013	Jason Peters, OL	AP, PFW
2014	Jason Peters, OL	PFW
2024	Frank Ragnow, OL	PFW

SECOND-TEAM ALL PRO/ ALL-CONFERENCE

1939	Jim Benton, TE	NFL
1941	Jim Lee Howe, TE	AP
1944	Jim Benton, TE	UPI
1945	Jim Benton, TE	UPI
1948	Al Baldwin, DB	AAFC, UPI
1949	Al Baldwin, DB	AAFC, UPI
1956	Preston Carpenter, RB	UPI
1966	Bobby Burnett, RB	AFL, AP, UPI
1969	Billy Ray Smith Sr., DL	AP
1969	Lance Alworth, WR	AP
1980	Dan Hampton, DL	UPI
1982	Dan Hampton, DL	AP, UPI
1983	RC Thielemann, OL	UPI
1984	Dan Hampton, DL	UPI
1985	Dan Hampton, DL	AP, UPI
1986	Dan Hampton, DL	AP
	Billy Ray Smith Jr., LB	UPI
	Steve Cox, P	UPI
1987	Billy Ray Smith Jr., LB	UPI
1988	Dan Hampton, DL	AP
1996	Steve Atwater, DB	AP
2008	Jason Peters, OL	AP
2010	Jason Peters, OL	AP
2014	Jason Peters, OL	AP
2020	Frank Ragnow, OL	AP
2023	Frank Ragnow, OL	AP
2024	Frank Ragnow, OL	AP

THIRD-TEAM ALL PRO/ ALL-CONFERENCE

1947	Jim Benton, TE	UPI

PRO BOWL SELECTIONS

1938	Jack Hayden, OL	New York Giants
	Jim Lee Howell. TE	New York Giants
	Kayo Lunday. OL	New York Giants
1939	Jim Benton, TE	Cleveland Rams
1942	Milt Simington, OL	Pittsburgh Steelers
	Enio Conti, OL	Philadelphia Eagles
1952	Fred Williams, DL	Chicago Bears
1953	John Hoffman, RB	Chicago Bears
	Fred Williams, DL	Chicago Bears
	Dave Hanner, DL	Green Bay Packers
1954	Dave Hanner, DL	Green Bay Packers
1955	John Hoffman, RB	Chicago Bears
1958	Fred Williams, DL	Chicago Bears
1959	Fred Williams, DL	Chicago Bears
1961	Donnie Stone, RB	Denver Broncos
1962	Preston Carpenter, TE	Pittsburgh Steelers
1963	Lance Alworth, WR	San Diego Chargers
1964	Lance Alworth, WR	San Diego Chargers
1965	Lance Alworth, WR	San Diego Chargers
1966	Lance Alworth, WR	San Diego Chargers
	Bobby Burnett, RB	Buffalo Bills
1967	Lance Alworth, WR	San Diego Chargers
1968	Lance Alworth, WR	San Diego Chargers
	Glen Ray Hines, OL	Houston Oilers
1969	Lance Alworth, WR	San Diego Chargers
	Glen Ray Hines, OL	Houston Oilers
1980	Dan Hampton, DL	Chicago Bears
1981	RC Thielemann, OL	Atlanta Falcons
1982	RC Thielemann, OL	Atlanta Falcons
	Dan Hampton, DL	Chicago Bears
1983	RC Thielemann, OL	Atlanta Falcons
1984	Dan Hampton, DL	Chicago Bears
1985	Dan Hampton, DL	Chicago Bears
1986	Bobby Joe Edmonds Jr., RB/KR	Seattle Seahawks
	Gary Anderson, RB	San Diego Chargers
1990	Steve Atwater, DB	Denver Broncos
1991	Steve Atwater, DB	Denver Broncos
1992	Steve Atwater, DB	Denver Broncos
	Barry Foster, RB	Pittsburgh Steelers
1993	Steve Atwater, DB	Denver Broncos
	Barry Foster, RB	Pittsburgh Steelers
1994	Steve Atwater, DB	Denver Broncos
	Wayne Martin, DL	New Orleans Saints
1995	Steve Atwater, DB	Denver Broncos
1996	Steve Atwater, DB	Denver Broncos
1998	Steve Atwater, DB	Denver Broncos
2006	Shawn Andrews, OL	Philadelphia Eagles
2007	Shawn Andrews, OL	Philadelphia Eagles
	Jason Peters, OL	Buffalo Bills
	Ken Hamlin, DB	Dallas Cowboys
2008	Jason Peters, OL	Buffalo Bills
2009	Jason Peters, OL	Philadelphia Eagles
2010	Jason Peters, OL	Philadelphia Eagles
2011	Jason Peters, OL	Philadelphia Eagles
2013	Jason Peters, OL	Philadelphia Eagles
2014	Jason Peters, OL	Philadelphia Eagles
2015	Jason Peters, OL	Philadelphia Eagles
2016	Jason Peters, OL	Philadelphia Eagles
2020	Frank Ragnow, OL	Detroit Lions
2022	Frank Ragnow, OL	Detroit Lions
2023	Frank Ragnow, OL	Detroit Lions
2024	Frank Ragnow, OL	Detroit Lions

RAZORBACKS TO COACH IN NFL

Lew Carpenter
- Atlanta Falcons, OC 1968
- St. Louis Cardinals, OC 1971-72
- Detroit Lions, WR/OC 1987-88

Milan Creighton
- Chicago Cardinals, HC 1935-38

Butch Davis
- Dallas Cowboys, DC 1993-94
- Cleveland Browns, HC 2001-04

Dave Hanner
- Green Bay Packers, DC 1972-79

Red Hickey
- San Francisco 49ers, HC 1959-63

Jim Lee Howell
- New York Giants, HC 1954-60

Jimmy Johnson
- Dallas Cowboys, HC 1989-93
- Miami Dolphins, HC 1996-99

Dowell Logains
- Tennessee Titans, QB/OC 2009-13
- Chicago Bears, QB/OC 2015-17
- Miami Dolphins, OC 2018
- New York Jets, OC 2019-20

Barry Switzer
- Dallas Cowboys, HC 1994-97

**Includes HC and Coordinators only*

RAZORBACKS IN CANTON

1978	Lance Alworth	WR
2002	Dan Hampton	DL
2017	Jerry Jones	Owner
2020	Steve Atwater	DB
2020	Jimmy Johnson	HC

INDIVIDUAL RUSHING RECORDS

RUSHING ATTEMPTS

GAME

1.	45	Madre Hill vs. Auburn (186 yards, 1 TD)	1995
2.	42	Brandon Holmes vs. LSU (143 yards, 1 TD)	2000
3.	40	DeCori Birmingham at Kentucky (196 yards, 2 TD)	2003
4.	38	David Dickey vs. SMU (133 yards, 2 TD)	1966
5.	36	Cedric Cobbs at Alabama (198 yards, 1 TD)	2003
	36	Dickey Morton at SMU (189 yards, 0 TD)	1973
7.	35	Michael Smith at Kentucky (192 yards, 1 TD)	2008
	35	Michael Smith at Auburn (176 yards, 1 TD)	2008
	35	Bill Burnett at Baylor (133 yards, 3 TD)	1969
	35	Bill Burnett vs. North Texas (185 yards, 2 TD)	1968

SEASON

1.	325	Darren McFadden (1,830 yards, 16 TD)	2007
2.	307	Madre Hill (1,387 yards, 15 TD)	1995
3.	284	Darren McFadden (1,647 yards, 14 TD)	2006
4.	271	Alex Collins (1,577 yards, 20 TD)	2015
5.	245	Rawleigh Williams III (1,360 yards, 12 TD)	2016
6.	242	Dickey Morton (1,188 yards, 6 TD)	1972
7.	232	Bobby Burnett (947 yards, 16 TD)	1965
8.	227	Cedric Cobbs (1,320 yards, 10 TD)	2003
9.	226	Dickey Morton (1,298 yards, 5 TD)	1973
10.	222	Raheim Sanders (1,443 yards, 10 TD)	2022

CAREER

1.	785	Darren McFadden (4,590 yards, 41 TD)	2005-07
2.	665	Alex Collins (3,703 yards, 36 TD)	2013-15
3.	635	Ben Cowins (3,570 yards, 30 TD)	1975-78
4.	595	Dickey Morton (3,317 yards, 16 TD)	1971-73
5.	589	Cedric Cobbs (3,018 yards, 26 TD)	1999-2003
6.	559	James Rouse (2,887 yards, 38 TD)	1985-89
7.	541	Madre Hill (2,407 yards, 25 TD)	1994-98
8.	526	Bill Burnett (2,204 yards, 46 TD)	1968-70
9.	505	E.D. Jackson (2,061 yards, 9 TD)	1989-92
10.	498	Fred Talley (2,661 yards, 11 TD)	1999-2002

RUSHING YARDS

GAME

1.	321	Darren McFadden vs. South Carolina (34 rushes, 1 TD)	2007
2.	271	Dickey Morton at Baylor (28 rushes, 2 TD)	1973
3.	241	Fred Talley at Auburn (21 rushes, 1 TD)	2002
4.	236	Leon Campbell vs. North Texas (15 rushes, 2 TD)	1949
5.	232	Raheim Sanders vs. Ole Miss (24 rushes, 3 TD)	2022
6.	219	Darren McFadden at South Carolina (25 rushes, 2 TD)	2006
	219	James Rouse vs. New Mexico (19 rushes, 4 TD)	1987
8.	215	Ike Forte vs. Texas Tech (32 rushes, 2 TD)	1974
9.	214	Fred Talley vs. Ole Miss (29 rushes, 2 TD)	2000
10.	212	Alex Collins at Texas Tech (27 rushes, 2 TD)	2014

SEASON

1.	1,830	Darren McFadden (325 rushes, 16 TD)	2007
2.	1,647	Darren McFadden (284 rushes, 14 TD)	2006
3.	1,577	Alex Collins (271 rushes, 20 TD)	2015
4.	1,443	Raheim Sanders (222 rushes, 10 TD)	2022
5.	1,387	Madre Hill (307 rushes, 15 TD)	1995
6.	1,360	Rawleigh Williams III (245 rushes, 12 TD)	2016
7.	1,322	Knile Davis (204 rushes, 13 TD)	2010
8.	1,320	Cedric Cobbs (227 rushes, 10 TD)	2003
9.	1,298	Dickey Morton (226 rushes, 5 TD)	1973
10.	1,192	Ben Cowins (220 rushes, 14 TD)	1977

CAREER

1.	4,590	Darren McFadden (785 rushes, 41 TD)	2005-07
2.	3,703	Alex Collins (665 rushes, 36 TD)	2013-15
3.	3,570	Ben Cowins (635 rushes, 30 TD)	1975-78
4.	3,317	Dickey Morton (595 rushes, 16 TD)	1971-73
5.	3,018	Cedric Cobbs (589 rushes, 26 TD)	1999-2003
6.	2,956	Felix Jones (386 rushes, 20 TD)	2005-07
7.	2,887	James Rouse (559 rushes, 38 TD)	1985-89
8.	2,661	Fred Talley (498 rushes, 11 TD)	1999-2002
9.	2,535	Matt Jones (382 rushes, 24 TD)	2001-04
10.	2,407	Madre Hill (541 rushes, 25 TD)	1994-98

YARDS PER RUSH

SEASON (min. 99 rushes)

1.	8.74	Felix Jones (133 rushes, 1,156 yards)	2007
2.	7.62	Jerry Eckwood (104 rushes, 792 yards)	1975
3.	7.58	Felix Jones (154 rushes, 1,168 yards)	2006
4.	6.54	Dickey Morton (127 rushes, 831 yards)	1971
5.	6.50	Raheim Sanders (222 rushes, 1,443 yards)	2022
6.	6.48	Knile Davis (204 rushes, 1,322 yards)	2010
7.	6.40	Mike Washington (167 rushes, 1,070 yards)	2026
8.	6.34	Ben Cowins (183 rushes, 1,162 yards)	1976
9.	6.32	Dennis Johnson (106 rushes, 670 yards)	2011
	6.32	Darren McFadden (176 rushes, 1,113 yards)	2005
	6.32	Felix Jones (99 rushes, 626 yards)	2005

CAREER (min. 300 rushes)

1.	7.66	Felix Jones (386 rushes, 2,956 yards)	2005-07
2.	6.64	Matt Jones (382 rushes, 2,535 yards)	2001-04
3.	5.98	Dennis Johnson (345 rushes, 2,036 yards)	2008-12
4.	5.85	Michael Smith (359 rushes, 2,103 yards)	2006-09
	5.85	Darren McFadden (785 rushes, 4,590 yards)	2005-07
6.	5.72	Jonathan Williams (406 rushes, 2,321 yards)	2012-15
7.	5.62	Ben Cowins (635 rushes, 3,570 yards)	1975-78
8.	5.60	Raheim Sanders (398 rushes, 2,230 yards)	2021-23
9.	5.59	Rakeem Boyd (389 rushes, 2,176 yards)	2018-20
10.	5.57	Alex Collins (665 rushes, 3,703 yards)	2013-15
	5.57	Jerry Eckwood (340 rushes, 1,895 yards)	1974-76, 1978

RUSHING TOUCHDOWNS

GAME

1.	6	Madre Hill vs. South Carolina	1995
2.	5	Alex Collins vs. UT Martin	2015
	5	Jessie Clark vs. Baylor	1981
	5	Gene Davidson vs. Oklahoma Mines	1916
	5	Gene Davidson vs. Hendrix	1915

SEASON

1.	20	Alex Collins	2015
2.	19	Bill Burnett	1969
3.	17	James Rouse	1987
4.	16	Darren McFadden	2007
	16	Bobby Burnett	1965
6.	15	Ja'Quinden Jackson	2024
	15	Madre Hill	1995
	15	Bill Burnett	1968
9.	14	Darren McFadden	2006
	14	Ben Cowins	1977
	14	Billy Moore	1962

CAREER

1.	46	Bill Burnett	1968-70
2.	41	Darren McFadden	2005-07
3.	38	James Rouse	1985-89
4.	36	Alex Collins	2013-15
5.	30	Ben Cowins	1975-78
6.	26	Cedric Cobbs	1999-2003
7.	25	Madre Hill	1994-98
	25	David Dickey	1966-68
9.	24	Matt Jones	2001-04
	24	Chrys Chukwuma	1996-99

100-YARD RUSHING GAMES

SEASON

1.	10	Alex Collins	2015
	10	Darren McFadden	2007
3.	7	Raheim Sanders	2022
	7	Rawleigh Williams III	2016
	7	Darren McFadden	2006
	7	Cedric Cobbs	2003
7.	6	Knile Davis	2010
	6	Felix Jones	2007
	6	Madre Hill	1995
	6	Ben Cowins	1977
	6	Dickey Morton	1973
	6	Dickey Morton	1972

CAREER

1.	22	Darren McFadden	2005-07
2.	17	Alex Collins	2013-15
3.	16	Ben Cowins	1975-78
4.	15	Dickey Morton	1971-73
5.	13	Felix Jones	2005-07
6.	11	Cedric Cobbs	1999-2003
	11	Fred Talley	1999-2002
8.	9	Raheim Sanders	2021-23
	9	Jonathan Williams	2012-15
	9	Oscar Malone	1992-94, 1996
	9	Bill Burnett	1968-70
11.	8	Rakeem Boyd	2018-20
	8	Rawleigh Williams III	2015-16
	8	Matt Jones	2001-04
	8	Madre Hill	1994-98
	8	James Rouse	1985, 1987-89
	8	Ike Forte	1974-75

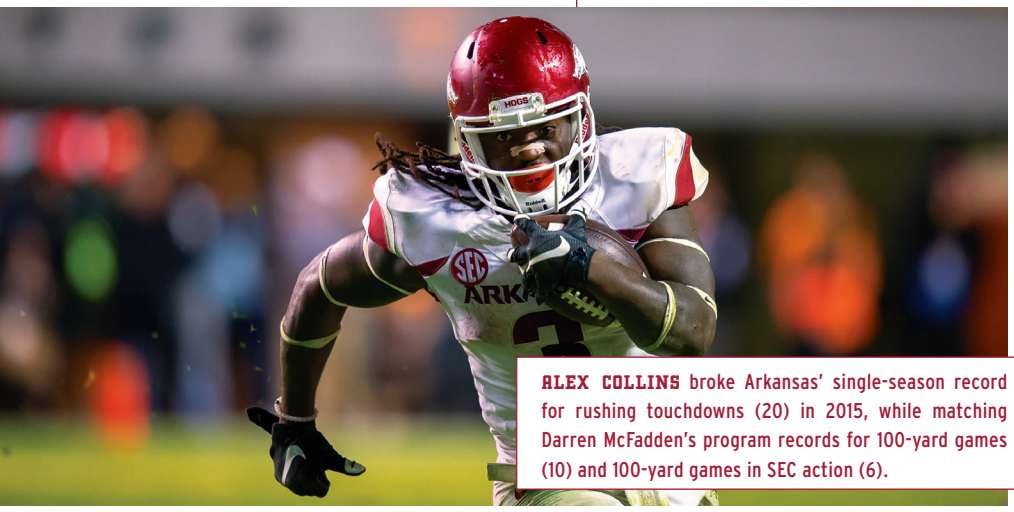

ALEX COLLINS broke Arkansas' single-season record for rushing touchdowns (20) in 2015, while matching Darren McFadden's program records for 100-yard games (10) and 100-yard games in SEC action (6).

100-YARD RUSHING GAMES (367)

PLAYER	DATE	ATT	YDS	AVG	TD	OPPONENT
Darren McFadden	11/3/07	34	321	9.4	1	South Carolina
Dickey Morton	10/13/73	28	271	9.7	2	Baylor
Fred Talley	10/12/02	21	241	11.5	1	Auburn
Leon Campbell	9/24/49	15	236	15.7	2	North Texas
Raheim Sanders	11/19/22	24	232	9.7	3	Ole Miss
Darren McFadden	11/4/06	25	219	8.8	2	South Carolina
James Rouse	11/28/87	19	219	11.5	4	New Mexico
Ike Forte	11/23/74	32	215	6.7	2	Texas Tech
Fred Talley	11/4/00	29	214	7.4	2	Ole Miss
Alex Collins	9/13/14	27	212	7.9	2	Texas Tech
Darren McFadden	11/23/07	32	206	6.4	3	LSU
Roland Sales	1/1/78	22	205	9.3	2	Oklahoma
Rawleigh Williams III	11/19/16	16	205	12.8	4	Mississippi St.
Ben Cowins	9/17/77	21	203	9.7	2	Oklahoma St.
Madre Hill	9/30/95	29	200	6.9	2	Vanderbilt
Cedric Cobbs	9/27/03	36	198	5.5	1	Alabama
DeCori Birmingham	11/1/03	40	196	4.9	2	Kentucky
Darren McFadden	9/15/07	33	195	5.9	2	Alabama
Michael Smith	10/18/08	35	192	5.5	1	Kentucky
Darren McFadden	10/22/05	31	190	6.1	2	Georgia
Fred Talley	11/10/01	27	189	7.0	2	Central Florida
Dickey Morton	11/17/73	36	189	5.3	0	SMU
Lamar McHan	11/3/51	26	189	7.3	2	Texas A&M
Knile Davis	11/20/10	30	187	6.2	2	Mississippi St.
Darren McFadden	11/5/05	32	187	5.8	0	South Carolina
Madre Hill	10/28/95	45	186	4.1	1	Auburn
Ben Cowins	10/23/76	21	186	8.9	1	Houston
Rakeem Boyd	11/9/19	8	185	23.1	2	Western Ky.
Alex Collins	1/2/16	23	185	8.0	3	Kansas St.
Bill Burnett	10/26/68	35	185	5.3	2	North Texas
Darren McFadden	9/9/06	20	184	9.2	2	Utah St.
E.D. Jackson	11/24/90	29	184	6.3	2	SMU
Knile Davis	11/13/10	11	182	16.5	1	UTEP
Darren McFadden	11/24/06	21	182	8.7	2	LSU
Fred Talley	10/19/02	24	182	7.6	0	Kentucky
Darren McFadden	11/11/06	30	181	6.0	2	Tennessee
Ray Parks	10/14/50	21	180	8.6	2	Baylor
Rawleigh Williams III	10/15/16	27	180	6.7	0	Ole Miss
Madre Hill	9/9/95	31	178	5.7	6	South Carolina
Marius Johnson	11/13/93	34	177	5.2	2	Tulsa
Knile Davis	10/23/10	22	176	8.0	3	Ole Miss
Michael Smith	10/11/08	35	176	5.0	1	Auburn
Barry Foster	10/7/89	17	176	10.4	2	TCU
Braylen Russell	10/26/24	16	175	10.9	0	Mississippi St.
Raheim Sanders	10/15/22	15	175	11.7	2	BYU
Cedric Cobbs	9/16/00	34	174	5.1	2	Boise St.
Alex Collins	10/31/15	16	173	10.8	5	UT Martin
Darren McFadden	9/22/07	29	173	6.0	1	Kentucky
Trelon Smith	12/5/20	26	172	6.6	3	Missouri
Alex Collins	9/7/13	24	172	7.2	1	Samford
Raheim Sanders	10/29/22	16	171	10.7	0	Auburn
Alex Collins	9/19/15	28	170	6.1	1	Texas Tech
Cedric Cobbs	11/28/03	21	169	8.0	1	LSU
Darryl Bowles	11/17/79	16	169	10.6	2	Texas A&M
Ken Holland	9/20/47	9	168	18.7	3	Northwestern (La.) St.
Raheim Sanders	9/17/22	22	167	7.6	1	Missouri St.
E.D. Jackson	9/5/92	29	167	5.8	0	Citadel
Felix Jones	11/3/07	13	166	12.8	3	South Carolina
Chrys Chukwuma	11/27/98	29	166	5.7	2	LSU
Devwah Whaley	9/8/18	26	165	6.3	1	Colorado St.
Darren McFadden	11/19/05	21	165	7.9	2	Mississippi St.
Geno Mazzanti	11/26/49	23	165	7.2	2	Tulsa
Buddy Sutton	11/22/52	21	164	7.8	1	Tulsa
Ben Cowins	9/18/76	17	163	9.6	0	Oklahoma St.
Jerry Eckwood	10/4/75	14	162	11.6	1	TCU
Dennis Johnson	10/27/12	27	161	6.0	1	Ole Miss
Fred Talley	10/28/00	26	161	6.2	1	Auburn
Gary Anderson	12/31/82	26	161	6.2	2	Florida
Ike Forte	9/13/75	26	161	6.2	3	Air Force
Dennis Johnson	10/22/11	15	160	10.7	1	Ole Miss
Mark Calcagni	11/2/85	22	160	7.3	1	Rice
Mike Saint	11/20/71	29	160	5.5	0	Texas Tech
Michael Smith	9/6/08	22	157	7.1	2	La. Monroe
Dickey Morton	10/27/72	34	157	4.6	2	Baylor
Raheim Sanders	9/10/22	24	156	6.5	2	South Carolina
Gary Anderson	12/27/80	11	156	14.2	1	Tulane
Ben Cowins	9/10/77	17	156	9.2	1	New Mexico St.
Jerry Eckwood	9/20/75	20	156	7.8	1	Oklahoma St.
Dickey Morton	10/27/73	17	156	9.2	1	Tulsa
Alex Collins	10/3/15	27	154	5.7	2	Tennessee
Madre Hill	10/14/95	26	154	5.9	1	Ole Miss
Jon Richardson	9/18/71	24	154	6.4	2	Oklahoma St.
Jonathan Williams	10/25/14	18	153	8.5	1	UAB
Ike Forte	10/26/74	20	153	7.7	2	Colorado St.
Knile Davis	11/27/10	30	152	5.1	1	LSU
Taylen Green	9/6/25	9	151	16.8	1	Arkansas St.
Alex Collins	9/26/15	26	151	5.8	1	Texas A&M
Jonathan Williams	8/31/13	18	151	8.4	1	Louisiana
Darren McFadden	9/1/07	24	151	6.3	1	Troy
Madre Hill	11/11/95	27	151	5.6	1	La. Lafayette
Oscar Malone	9/3/94	19	151	7.9	2	SMU
Felix Jones	1/1/07	14	150	10.7	2	Wisconsin
Cedric Cobbs	11/22/03	30	150	5.0	2	Mississippi St.
Marshall Foreman	10/6/84	21	150	7.1	1	TCU
Ja'Quinden Jackson	9/7/24	24	149	6.2	3	Oklahoma St.
Ben Cowins	12/2/78	19	148	7.8	2	Texas Tech
Rawleigh Williams III	11/5/16	26	148	5.7	2	Florida
Mike Washington Jr.	10/18/25	16	147	9.2	0	Texas A&M
Ja'Quinden Jackson	9/14/24	15	147	9.8	1	UAB
Ben Cowins	11/20/76	28	147	5.3	1	SMU
Dickey Morton	11/3/73	27	147	5.4	0	Texas A&M
Jerry Eckwood	9/27/75	19	146	7.7	1	Tulsa
Mike Kirkland	11/16/74	23	146	6.3	1	SMU
Dickey Morton	10/23/71	13	146	11.2	1	North Texas
Jonathan Williams	9/13/14	22	145	6.6	4	Texas Tech
Michael Smith	10/10/09	18	145	8.1	1	Auburn
Darren McFadden	10/7/06	28	145	5.2	1	Auburn
Cedric Cobbs	9/6/03	12	145	12.1	1	Tulsa
Ben Cowins	9/16/78	15	144	9.6	0	Vanderbilt
Jonathan Williams	9/6/14	4	143	35.8	1	Nicholls
Brandon Holmes	11/24/00	42	143	3.4	1	LSU
Oscar Malone	11/27/93	10	143	14.3	2	LSU
Ike Forte	10/25/75	21	143	6.8	2	Utah St.
Jerry Eckwood	9/13/75	11	143	13.0	1	Air Force
Fred Talley	11/11/00	27	142	5.3	1	Tennessee
Chrys Chukwuma	9/19/98	17	142	8.4	0	SMU
Alex Colins	11/14/15	16	141	8.8	2	LSU
Felix Jones	10/6/07	13	141	10.8	2	Chattanooga
Felix Jones	10/28/06	9	141	15.7	1	La. Monroe
Cedric Cobbs	12/31/03	27	141	5.2	1	Missouri
Oscar Malone	9/11/93	22	141	6.4	1	South Carolina



One of only three players to win the Doak Walker Award twice, **DARREN MCFADDEN** owns the two highest season rushing totals in school history with 1,830 yards in 2007 and 1,647 yards in 2006.

100-YARD RUSHING GAMES (367)

PLAYER	DATE	ATT	YDS	AVG	TD	OPPONENT
Russell Cody	10/23/67	33	140	4.2	0	Oklahoma St.
Geno Mazzanti	10/22/49	16	140	8.8	0	Vanderbilt
Clyde Scott	10/2/48	17	140	8.2	3	TCU
Raheim Sanders	10/9/21	17	139	8.2	0	Ole Miss
Knile Davis	1/4/11	26	139	5.3	0	Ohio St.
De'Arrius Howard	9/10/05	21	139	6.6	1	Vanderbilt
Darren McFadden	9/29/07	19	138	7.3	2	North Texas
Darryl Bowles	9/18/82	27	138	5.1	1	Navy
Felix Jones	11/24/06	16	137	8.6	1	LSU
Felix Jones	9/3/05	8	137	17.1	1	Missouri St.
Dickey Morton	9/29/73	27	137	5.1	1	Iowa St.
Dickey Morton	9/30/72	26	137	5.3	0	Tulsa
Rawleigh Williams III	9/10/16	28	137	4.9	0	TCU
Fred Talley	10/26/02	20	136	6.8	0	Ole Miss
Marius Johnson	12/30/95	29	136	4.7	0	North Carolina
Peyton Hillis	9/3/05	14	135	9.6	3	Missouri St.
Fred Talley	10/6/01	17	135	7.9	1	Weber St.
Dickey Morton	11/25/72	33	135	4.1	0	Texas Tech
Devwah Whaley	10/1/16	9	135	15.0	1	Alcorn St.
Rakeem Boyd	10/12/19	15	134	8.9	2	Kentucky
Broderick Green	10/31/09	9	134	14.9	2	Eastern Michigan
Henry Moore	10/30/54	26	134	5.2	1	Texas A&M
Michael Smith	10/4/08	20	133	6.7	1	Florida
Felix Jones	9/22/07	12	133	11.1	0	Kentucky
James Rouse	11/11/89	28	133	4.8	1	Baylor
James Rouse	10/14/89	19	133	7.0	1	Rice
Dickey Morton	9/23/72	26	133	5.1	1	Oklahoma St.
Bill Burnett	10/11/69	35	133	3.8	3	Baylor
David Dickey	11/12/66	38	133	3.5	2	SMU
Felix Jones	9/29/07	7	132	18.9	2	North Texas
Matt Jones	11/15/03	7	132	18.9	3	New Mexico St.
Chrys Chukwuma	9/5/98	12	132	11.0	2	La. Lafayette
Bobby Burnett	11/20/65	30	132	4.4	3	Texas Tech
Bobby Burnett	10/23/65	18	132	7.3	3	North Texas
Mike Washington Jr.	10/11/25	19	131	6.9	1	Tennessee
Alex Collins	9/27/14	21	131	6.2	1	Texas A&M
Alex Collins	9/6/14	13	131	10.0	3	Nicholls
Alex Collins	8/31/13	21	131	6.2	0	Louisiana
Matt Jones	11/17/01	10	131	13.1	0	Mississippi St.
Ike Forte	9/27/75	17	131	7.7	0	Tulsa
Lance Alworth	11/14/59	15	131	8.7	1	SMU
KJ Jefferson	12/28/22	14	130	9.3	2	Kansas
Alex Collins	11/27/15	30	130	4.3	3	Missouri
Michael Forrest	10/29/77	25	130	5.2	1	Rice
Bill Burnett	11/8/69	25	130	5.2	2	Rice
Bill Burnett	11/23/68	29	130	4.5	2	Texas Tech
Michael Smith	10/25/08	19	129	6.8	1	Ole Miss
Felix Jones	9/1/07	12	129	10.8	1	Troy
Darren McFadden	10/28/06	18	129	7.2	1	La. Monroe
Matt Jones	11/16/02	13	129	9.9	1	La. Lafayette
Lewis Carpenter	11/24/51	20	129	6.5	0	Tulsa
Oscar Malone	10/8/94	15	128	8.5	1	Tennessee
Harry Jones	9/18/65	6	128	21.3	1	Oklahoma St.
Alex Collins	9/5/15	12	127	10.6	1	UTEP
Dennis Johnson	11/28/08	18	127	7.1	1	LSU
DeCori Birmingham	9/18/04	14	127	9.1	1	La. Monroe
Ron Calcagni	10/22/77	18	127	7.1	0	Houston



MADRE HILL set the then school single-season rushing record in 1995 with 1,387 yards helping Arkansas reach the SEC Championship game for the first time in program history.

PLAYER	DATE	ATT	YDS	AVG	TD	OPPONENT
Jonathan Williams	9/7/13	17	126	7.4	1	Samford
Matt Jones	11/13/04	5	126	25.2	1	Ole Miss
Oscar Malone	11/9/96	32	126	3.9	0	Ole Miss
Ben Cowins	9/11/76	16	126	7.9	2	Utah St.
Billy Moore	9/29/62	9	126	14.0	2	Tulsa
Geno Mazzanti	11/5/49	15	126	8.4	0	Rice
Rawleigh Williams III	10/1/16	13	126	9.7	0	Alcorn St.
Darren McFadden	10/8/05	11	125	11.4	2	La. Monroe
De'Arrius Howard	11/20/04	29	125	4.3	1	Mississippi St.
Barry Foster	10/28/89	20	125	6.3	0	Houston
James Rouse	10/12/85	14	125	8.9	1	Texas Tech
James Tolbert	11/15/80	29	125	4.3	2	Texas A&M
Henry Moore	10/16/54	13	125	9.6	1	Texas
Lamar McHan	10/3/53	21	125	6.0	0	TCU
Leon Campbell	9/25/48	19	125	6.6	2	East Texas St.
Michael Jenkins	9/9/99	9	124	13.8	1	Middle Tenn. St.
B.J. Edmonds	10/6/84	13	124	9.5	1	TCU
Oscar Malone	10/19/96	20	123	6.2	0	South Carolina
Carlton Calvin	11/27/93	14	123	8.8	2	LSU
Scott Bull	11/15/75	14	123	8.8	1	SMU
Dickey Morton	10/2/71	14	123	8.8	1	TCU
Harry Jones	10/23/65	6	123	20.5	1	North Texas
Gerald Nesbitt	10/20/56	11	123	11.2	2	Texas
Rakeem Boyd	9/14/19	20	122	6.1	2	Colorado St.
Darren McFadden	10/6/07	25	122	4.9	1	Chattanooga
Bruce Maxwell	9/24/66	27	122	4.5	2	Tulsa
Harry Jones	10/2/65	11	122	11.1	2	TCU
Don Christian	10/27/56	23	122	5.3	2	Ole Miss
Jack Robbins	11/26/36	21	122	5.8	1	Tulsa
De'Arrius Howard	11/23/02	25	121	4.8	0	Mississippi St.
James Rouse	10/10/87	18	121	6.7	1	Texas Tech
Gary Anderson	11/1/80	14	121	8.6	1	Rice
Ben Cowins	10/30/76	20	121	6.1	1	Rice
Dickey Morton	10/28/72	21	121	5.8	1	North Texas
Jack Brasuell	11/7/64	26	121	4.7	0	Rice

PLAYER	DATE	ATT	YDS	AVG	TD	OPPONENT
Rawleigh Williams III	9/17/16	19	121	6.4	2	Texas St.
Chase Hayden	8/31/17	14	120	8.6	1	Florida A&M
De'Arrius Howard	9/3/05	12	120	10.0	0	Missouri St.
Madre Hill	9/26/98	20	120	6.0	1	Alabama
E.D. Jackson	11/23/91	20	120	6.0	0	Rice
Jerry Eckwood	10/11/75	15	120	8.0	1	Baylor
Jim Mooty	10/25/58	14	120	8.6	2	Ole Miss
T.J. Hammonds	11/4/17	7	119	17.0	1	Coastal Carolina
Devwah Whaley	9/30/17	19	119	6.3	1	New Mexico St.
Mike Kirkland	9/13/75	12	119	9.9	1	Air Force
Bill Burnett	9/20/69	19	119	6.3	1	Oklahoma St.
Clyde Scott	9/18/48	10	119	11.9	0	Abilene Christian
Trelon Smith	11/14/20	8	118	14.8	1	Florida
Fred Talley	11/29/02	15	118	7.9	1	LSU
Oscar Malone	11/21/92	12	118	9.8	1	SMU
Marshall Foreman	10/13/84	24	118	4.9	0	Texas Tech
Ben Cowins	9/30/78	21	118	5.6	2	Tulsa
Raheim Sanders	9/3/22	20	117	5.9	0	Cincinnati
Darren McFadden	11/10/07	22	117	5.3	0	Tennessee
Ben Cowins	11/4/78	23	117	5.1	0	Rice
Ben Cowins	9/24/77	16	117	7.3	1	Tulsa
Fred Marshall	10/10/64	23	117	5.1	1	Baylor
Gerald Nesbitt	10/13/56	20	117	5.9	0	Baylor
Rawleigh Williams III	11/25/16	25	117	4.7	1	Missouri
Mike Washington Jr.	11/1/25	19	116	6.1	1	Mississippi St.
Mike Washington Jr.	9/6/25	9	116	12.8	1	Arkansas St.
Alex Collins	9/28/13	14	116	8.3	1	Texas A&M
Jonathan Williams	9/14/13	16	116	7.2	1	Southern Miss
Michael Smith	10/14/06	8	116	14.5	2	Southeast Mo. St.
Jessie Clark	9/11/82	11	116	10.5	1	Tulsa
Scott Bull	10/11/75	10	116	11.6	2	Baylor
Bobby Burnett	11/6/65	28	116	4.1	2	Rice
Alex Collins	9/14/13	25	115	4.6	1	Southern Miss
Taylen Green	9/13/25	14	115	8.2	1	Ole Miss
Cedric Cobbs	9/13/03	20	115	5.8	1	Texas

100-YARD RUSHING GAMES (367)



FELIX JONES' career 7.66 yards per carry average is a program record and over a yard better than the SEC record set by Bo Jackson (Auburn), but his 386 career carries are just short of the minimum of 400.

PLAYER	DATE	ATT	YDS	AVG	TD	OPPONENT
Chrys Chukwuma	10/30/99	19	115	6.1	1	Auburn
James Rouse	12/2/89	20	115	5.8	1	SMU
Greg Thomas	9/14/85	24	115	4.8	0	Ole Miss
Ben Cowins	11/19/77	19	115	6.1	2	SMU
Henry Moore	10/15/55	21	115	5.5	0	Texas
Clyde Scott	11/1/47	22	115	5.2	1	Texas A&M
Malik Hornsby	10/8/22	8	114	14.3	0	Mississippi St.
Rakeem Boyd	11/2/19	11	114	10.4	1	Mississippi St.
Rakeem Boyd	8/31/19	18	114	6.3	1	Portland St.
James Rouse	10/28/89	19	114	6.0	1	Houston
Ben Cowins	10/29/77	15	114	7.6	2	Rice
Jon Richardson	11/21/70	31	114	3.7	2	Texas Tech
Rakeem Boyd	10/27/18	19	113	5.9	1	Vanderbilt
Fred Talley	11/3/01	23	113	4.9	0	Ole Miss
Oscar Malone	9/17/94	9	113	12.6	0	Alabama
Greg Thomas	11/22/86	16	113	7.1	3	SMU
James Tolbert	10/31/81	12	113	9.4	2	Rice
Ike Forte	11/16/74	17	113	6.6	0	SMU
Dickey Morton	10/9/71	17	113	6.6	1	Baylor
Clyde Scott	10/9/48	16	113	7.1	1	Baylor
Rashod Dubinion	11/23/24	15	112	7.5	0	Louisiana Tech
Rashod Dubinion	12/28/22	20	112	5.6	2	Kansas
Darren McFadden	9/23/06	25	112	4.5	1	Alabama
Matt Jones	11/1/03	15	112	7.5	1	Kentucky
E.D. Jackson	12/29/91	28	112	4.0	2	Georgia
Marshall Foreman	10/27/84	29	112	3.9	1	Houston
Russ Garber	11/7/70	18	112	6.2	0	Rice
Russell Cody	11/8/69	8	112	14.0	0	Rice
John Eichler	10/7/67	15	112	7.5	1	TCU
Jim Mooty	10/31/59	19	112	5.9	2	Texas A&M
Devwah Whaley	11/19/16	19	112	5.9	1	Mississippi St.
Matt Jones	11/6/04	10	111	11.1	1	South Carolina
Fred Talley	10/13/01	33	111	3.4	0	South Carolina
Gary Anderson	9/19/81	14	111	7.9	0	Northwestern
James Tolbert	10/4/80	20	111	5.6	0	TCU
Ben Cowins	11/12/77	30	111	3.7	2	Texas A&M
Bill Burnett	11/16/68	24	111	4.6	3	SMU
Bobby Burnett	10/30/65	25	111	4.4	2	Texas A&M
Danny Brabham	10/6/62	21	111	5.3	2	TCU
Clyde Scott	9/20/47	8	111	13.9	2	Northwestern (La.) St.
KJ Jefferson	1/1/22	20	110	5.5	1	Penn St.
Knile Davis	11/6/10	22	110	5.0	3	South Carolina
Darren McFadden	10/20/07	22	110	5.0	0	Ole Miss
Matt Jones	11/3/01	18	110	6.1	2	Ole Miss
JuJu Harshaw	10/7/89	16	110	6.9	2	TCU
Ben Cowins	11/11/78	26	110	4.2	0	Baylor
Geno Mazzanti	11/12/49	16	110	6.9	0	SMU
Rakeem Boyd	10/13/18	7	109	15.6	1	Ole Miss
Dennis Johnson	11/3/12	22	109	5.0	2	Tulsa
Ronnie Wingo Jr.	9/17/11	20	109	5.5	2	Troy
De'Arrius Howard	9/18/04	13	109	8.4	1	La. Monroe
Rod Stinson	11/15/97	19	109	5.7	1	Tennessee
Oscar Malone	10/12/96	16	109	6.8	1	Louisiana Tech
Bill Burnett	10/10/70	27	109	4.0	2	Baylor
Alex Collins	11/7/15	17	108	6.4	0	Ole Miss
Jonathan Williams	10/18/14	18	108	6.0	0	Georgia
Darren McFadden	10/15/05	13	108	8.3	2	Auburn
James Rouse	9/19/88	22	108	4.9	2	Tulsa
Bruce Maxwell	1/1/70	8	108	13.5	0	Ole Miss
Bruce Maxwell	10/25/69	18	108	6.0	1	Wichita St.
Dominique Johnson	11/6/21	17	107	6.3	2	Mississippi St.
Dennis Johnson	10/17/09	14	107	7.6	0	Florida
Cedric Cobbs	11/13/99	15	107	7.1	0	Tennessee
Roland Sales	9/13/79	20	107	5.4	0	Texas Tech
Kay Eakin	9/24/38	20	107	5.4	1	Oklahoma St.
Felix Jones	10/14/06	5	106	21.2	1	Southeast Mo. St.
Madre Hill	10/3/98	23	106	4.6	0	Kentucky
Marius Johnson	11/27/93	19	106	5.6	0	LSU
Marshall Freeman	10/4/86	31	106	3.4	1	TCU
Nathan Jones	10/19/82	7	106	15.1	0	Texas Tech
Ike Forte	10/11/75	23	106	4.6	2	Baylor
Dickey Morton	11/10/73	26	106	4.1	1	Rice
Fred Marshall	10/10/64	15	106	7.1	1	Baylor
Mike Washington Jr.	11/22/25	17	105	6.2	1	Texas
KJ Jefferson	9/24/22	18	105	5.8	1	Texas A&M
Alex Collins	10/24/15	25	105	4.2	1	Auburn
Jonathan Williams	12/29/14	23	105	4.6	1	Texas
Darren McFadden	1/1/08	21	105	5.0	1	Missouri
Brandon Barnett	9/29/07	16	105	6.6	1	North Texas
Madre Hill	9/16/95	26	105	4.0	0	Alabama
Quinn Grovey	10/14/89	8	105	13.1	1	Texas Tech
JuJu Harshaw	11/5/88	20	105	5.3	1	Baylor
Dickey Morton	10/21/72	22	105	4.8	0	Texas
Mike Saint	10/24/70	21	105	5.0	1	Wichita St.
Gerald Nesbitt	10/22/55	13	105	8.1	0	Ole Miss
Jonathan Williams	11/2/13	15	104	6.9	0	Auburn
Felix Jones	10/7/06	13	104	8.0	1	Auburn
Cedric Cobbs	9/20/03	20	104	5.2	2	North Texas
Raheim Sanders	11/4/23	18	103	5.7	0	Florida
Chrys Chukwuma	10/12/96	12	103	8.6	1	Louisiana Tech
Barry Foster	11/26/88	8	103	12.9	1	Miami
Derrick Thomas	9/29/84	8	103	12.9	0	Navy
Gary Anderson	9/1/80	9	103	11.4	1	Texas
Jon Richardson	9/11/71	18	103	5.7	0	California
Bill Burnett	11/15/69	26	103	4.0	2	SMU
Trelon Smith	9/4/21	22	102	4.6	1	Rice
Rakeem Boyd	10/6/18	15	102	6.8	0	Alabama
Felix Jones	10/8/05	14	102	7.3	2	La. Monroe
Matt Jones	9/13/03	12	102	8.5	1	Texas
Bobby Burnett	11/13/65	26	102	3.9	1	SMU
Jack Brasuell	10/10/64	32	102	3.2	1	Baylor
Ja'Quinden Jackson	8/29/24	8	101	12.7	2	Ark.-Pine Bluff
Isaiah Augustave	11/18/23	14	101	7.2	0	FIU
AJ Green	12/28/22	13	101	7.8	1	Kansas
Raheim Sanders	10/1/22	22	101	4.6	1	Alabama
Felix Jones	10/20/07	15	101	6.7	2	Ole Miss
Cedric Cobbs	11/17/01	18	101	5.6	3	Mississippi St.
Quinn Grovey	10/15/88	18	101	5.6	1	Texas
Gary Anderson	10/11/80	13	101	7.8	0	Wichita St.
Rolland Fuchs	11/15/75	24	101	4.2	0	SMU
Richard Miller	10/27/28	11	101	9.2	0	Texas
Rakeem Boyd	10/31/20	18	100	5.6	1	Texas A&M
Rawleigh Williams III	10/3/15	14	100	7.1	0	Tennessee
Cedric Cobbs	11/3/01	22	100	4.5	2	Ole Miss
Roland Sales	10/29/79	15	100	6.7	2	Tulsa
Jerry Eckwood	9/23/78	14	100	7.1	0	Oklahoma St.
Ike Forte	10/12/74	18	100	5.6	0	Baylor
Bill Burnett	11/27/69	20	100	5.0	3	Texas Tech
Gerald Nesbitt	10/26/57	18	100	5.6	0	Ole Miss

Active players in **bold**

INDIVIDUAL PASSING RECORDS

PASS ATTEMPTS

GAME

1.	59	Tyler Wilson at Texas A&M	2012
2.	53	Brandon Allen vs. Toledo	2015
3.	52	Tyler Wilson vs. LSU	2012
	52	Clint Stoerner at Alabama	1999
5.	51	Tyler Wilson vs. Texas A&M	2011
	51	Joe Ferguson vs. Texas A&M	1971
7.	50	Nick Starkel vs. San Jose St.	2019
8.	47	Ryan Mallett vs. Ohio St.	2010
9.	45	Taylen Green at Oklahoma St.	2024
	45	Brandon Allen vs. Georgia	2014
	45	Brandon Allen at Ole Miss	2013

SEASON

1.	438	Tyler Wilson	2011
2.	411	Ryan Mallett	2010
3.	403	Ryan Mallett	2009
4.	401	Austin Allen	2016
	401	Tyler Wilson	2012
6.	381	Taylen Green	2024
7.	370	Brandon Allen	2015
8.	357	Casey Dick	2008
	357	Clint Stoerner	1997
10.	339	Brandon Allen	2014

CAREER

1.	1,023	Clint Stoerner	1996-99
2.	1,016	Brandon Allen	2012-15
3.	962	KJ Jefferson	2019-23
4.	948	Tyler Wilson	2008-12
5.	856	Barry Lunney Jr.	1992-95
6.	850	Casey Dick	2005-08
7.	814	Ryan Mallett	2009-10
8.	755	Matt Jones	2001-04
9.	644	Brad Taylor	1981-84
10.	611	Joe Ferguson	1970-72

PASS COMPLETIONS

GAME

1.	33	Brandon Allen at Ole Miss	2015
2.	32	Brandon Allen vs. Toledo	2015
	32	Tyler Wilson vs. Mississippi St.	2011
4.	31	Tyler Wilson vs. LSU	2012
	31	Joe Ferguson vs. Texas A&M	1971
6.	30	Brandon Allen vs. Mississippi St.	2015
	30	Tyler Wilson vs. Texas A&M	2011
8.	29	KJ Jefferson at BYU	2022
	29	Tyler Wilson at Texas A&M	2012
10.	28	Brandon Allen vs. Georgia	2014
	28	Ryan Mallett vs. Louisiana Monroe	2010

SEASON

1.	277	Tyler Wilson	2011
2.	266	Ryan Mallett	2010
3.	249	Tyler Wilson	2012
4.	245	Austin Allen	2016
5.	244	Brandon Allen	2015
6.	230	Taylen Green	2024
7.	225	Ryan Mallett	2009
8.	205	Casey Dick	2008
9.	204	KJ Jefferson	2022
10.	198	KJ Jefferson	2021
	198	Taylen Green	2025

CAREER

1.	626	KJ Jefferson	2019-23
2.	593	Tyler Wilson	2008-12
3.	583	Brandon Allen	2012-15
4.	528	Clint Stoerner	1996-99
5.	491	Ryan Mallett	2009-10
6.	476	Barry Lunney Jr.	1992-95
7.	473	Casey Dick	2005-08
8.	428	Taylen Green	2024-25
9.	417	Matt Jones	2001-04
10.	359	Austin Allen	2014-17

COMPLETION PERCENTAGE

GAME (13-19 PASS ATT.)

1.	.875	Ryan Mallett (14-16) vs. Eastern Michigan	2009
2.	.857	Billy Moore (12-14) vs. Tulsa	1962
3.	.846	Brad Taylor (11-13) vs. Tulsa	1984
4.	.823	Casey Dick (14-17) vs. Mississippi St.	2007
5.	.813	Matt Jones (13-16) vs. New Mexico St.	2004
6.	.812	Clint Stoerner (13-16) vs. South Carolina	1999
7.	.800	Mitch Mustain (12-15) vs. Ole Miss	2006
	.800	Kevin Scanlon (12-15) at Texas A&M	1979
	.800	Joe Ferguson (12-15) vs. North Texas	1972
	.800	Bill Montgomery (12-15) vs. Oklahoma St.	1970

GAME (MIN. 20 PASS ATT.)

1.	.875	Ryan Mallett (21-24) vs. Tennessee Tech	2010
2.	.857	KJ Jefferson (18-21) vs. South Carolina	2022
3.	.852	Ryan Mallett (23-27) vs. South Carolina	2009
4.	.826	KJ Jefferson (19-23) vs. Mississippi St.	2021
5.	.818	Ronny South (18-22) vs. Texas A&M	1967
6.	.815	Barry Lunney Jr. (22-27) vs. Tennessee	1995
7.	.800	Brandon Allen (20-25) vs. Texas A&M	2015
	.800	Kevin Scanlon (16-20) vs. Rice	1979
9.	.793	Taylen Green (23-29) at Mississippi St.	2024
	.793	Tyler Wilson (23-29) at Mississippi St.	2012

SEASON (MIN. 100 PASS ATT.)

1.	.685	Feleipe Franks (163-238)	2020
2.	.680	KJ Jefferson (204-300)	2022
3.	.673	KJ Jefferson (198-294)	2021
4.	.662	Kevin Scanlon (92-139)	1979
5.	.659	Brandon Allen (244-370)	2015
6.	.647	Ryan Mallett (266-411)	2010
7.	.642	KJ Jefferson (190-296)	2023
8	.632	Tyler Wilson (277-438)	2011
9.	.625	Jack Robbins (95-162)	1935
10.	.621	Tyler Wilson (249-401)	2012

PASSING YARDS

GAME

1.	510	Tyler Wilson vs. Texas A&M	2011
2.	442	Brandon Allen at Ole Miss	2015
3.	419	Tyler Wilson vs. Rutgers	2012
4.	416	Taylen Green at Oklahoma St.	2024
5.	412	Brandon Allen vs. Toledo	2015
6.	409	Ryan Mallett vs. Vanderbilt	2010
7.	408	Ryan Mallett vs. Georgia	2009
8.	406	Brandon Allen vs. Mississippi St.	2015
9.	405	Ryan Mallett vs. Troy	2009
10.	400	Austin Allen vs. Alabama	2016
	400	Ryan Mallett vs. Louisiana Monroe	2010

SEASON

1.	3,869	Ryan Mallett (266-411, 32 TD, 12 INT)	2010
2.	3,638	Tyler Wilson (277-438, 24 TD, 6 INT)	2011
3.	3,624	Ryan Mallett (225-403, 30 TD, 7 INT)	2009
4.	3,440	Brandon Allen (244-370, 30 TD, 8 INT)	2015
5.	3,430	Austin Allen (245-401, 35 TD, 15 INT)	2016
6.	3,387	Tyler Wilson (249-401, 21 TD, 13 INT)	2012
7.	3,154	Taylen Green (230-381, 15 TD, 9 INT)	2024
8.	2,714	Taylen Green (198-326, 19 TD, 11 INT)	2025
9.	2,676	KJ Jefferson (198-294, 21 TD, 4 INT)	2021
10.	2,636	KJ Jefferson (204-300, 24 TD, 5 INT)	2022

CAREER

1.	7,911	KJ Jefferson	2019-23
2.	7,765	Tyler Wilson	2008-12
3.	7,493	Ryan Mallett	2009-10
4.	7,463	Brandon Allen	2012-15
5.	7,422	Clint Stoerner	1996-99
6.	5,868	Taylen Green	2024-25
7.	5,857	Matt Jones	2001-04
8.	5,856	Casey Dick	2005-08
9.	5,782	Barry Lunney Jr.	1992-95
10.	5,045	Austin Allen	2014-17



BRANDON ALLEN broke Arkansas' single-game record with six touchdown passes at Ole Miss (Nov. 7, 2015). He then broke his own record two weeks later with seven touchdown passes against Mississippi State (Nov. 21, 2015) to equal the SEC record.

INDIVIDUAL PASSING RECORDS

TOUCHDOWN PASSES

GAME

1.	7	Brandon Allen vs. Mississippi St.	2015
2.	6	Brandon Allen at Ole Miss	2015
	6.	Taylen Green vs. Alabama A&M	2025
4.	5	Taylen Green at Mississippi St.	2024
	5	KJ Jefferson at BYU	2022
	5	Tyler Wilson vs. Kentucky	2012
	5	Ryan Mallett vs. UTEP	2010
	5	Ryan Mallett vs. Mississippi St.	2009
	5	Ryan Mallett vs. Troy	2009
	5	Ryan Mallett vs. Georgia	2009

SEASON

1.	32	Ryan Mallett	2010
2.	30	Brandon Allen	2015
	30	Ryan Mallett	2009
4.	26	Clint Stoerner	1998
5.	25	Austin Allen	2016
6.	24	KJ Jefferson	2022
	24	Tyler Wilson	2011
8.	21	KJ Jefferson	2021
	21	Tyler Wilson	2012
10.	20	Brandon Allen	2014

CAREER

1.	67	KJ Jefferson	2019-23
2.	64	Brandon Allen	2012-15
3.	62	Ryan Mallett	2009-10
4.	57	Clint Stoerner	1996-99
5.	53	Matt Jones	2001-04
6.	52	Tyler Wilson	2008-12
7.	47	Casey Dick	2005-08
8.	36	Austin Allen	2014-17
9.	34	Taylen Green	2024-25
10.	33	Barry Lunney Jr.	1992-95

CONSECUTIVE PASSES W/O INT

1.	184	Tyler Wilson	2011
2.	171	KJ Jefferson	2021
3.	146	Austin Allen	2016
4.	141	Ryan Mallett	2009
5.	134	Brandon Allen	2014-15
	134	Clint Stoerner	1997-98

300-YARD PASSING GAMES

SEASON

1.	9	Ryan Mallett	2010
2.	5	Brandon Allen	2015
	5	Tyler Wilson	2012
	5	Ryan Mallett	2009
5.	4	Austin Allen	2016
	4	Tyler Wilson	2011

SEASON (SEC GAMES)

1.	6	Ryan Mallett	2010
2.	4	Austin Allen	2016
3.	3	Tyler Wilson	2012
	3	Ryan Mallett	2009
5.	2	KJ Jefferson	2021
	2	Feleipe Franks	2020
	2	Brandon Allen	2015
	2	Tyler Wilson	2011

CAREER

1.	14	Ryan Mallett	2009-10
2.	10	Tyler Wilson	2008-12
3.	6	Taylen Green	2024-25
4.	5	KJ Jefferson	2019-23
	5	Austin Allen	2014-17
	5	Brandon Allen	2012-15

CAREER (SEC GAMES)

1.	9	Ryan Mallett	2009-10
2.	6	Tyler Wilson	2008-12
3.	5	Austin Allen	2014-17
4.	4	Clint Stoerner	1996-99
5.	2	KJ Jefferson	2019-23
	2	Feleipe Franks	2020
	2	Brandon Allen	2012-15
	2	Taylen Green	2024-25



RYAN MALLETT is one of just six quarterbacks in SEC history to throw 30 or more touchdown passes in a single season twice and is Arkansas' all-time leader with 14 300-yard passing games.

300-YARD PASSING GAMES (62)

PLAYER	DATE	ATT	COMP	YDS	TD	INT	OPPONENT
Tyler Wilson	10/1/11	51	30	510	3	0	Texas A&M
Brandon Allen	11/7/15	45	33	442	6	0	Ole Miss
Tyler Wilson	9/22/12	39	20	419	3	2	Rutgers
Taylen Green	9/7/22	45	26	416	1	1	Oklahoma St.
Brandon Allen	9/12/15	53	32	412	0	1	Toledo
Ryan Mallett	10/30/10	44	27	409	3	0	Vanderbilt
Ryan Mallett	9/19/09	39	21	408	5	0	Georgia
Brandon Allen	11/21/15	43	30	406	7	0	Mississippi St.
Ryan Mallett	11/14/09	30	23	405	5	1	Troy
Ryan Mallett	9/11/10	43	28	400	3	1	La.-Monroe
Austin Allen	10/8/16	48	25	400	3	3	Alabama
Clint Stoerner	11/28/97	38	18	387	2	0	LSU
KJ Jefferson	9/17/22	31	19	385	2	1	Missouri St.
Casey Dick	11/1/08	38	25	385	1	1	Tulsa
Ryan Mallett	9/18/10	33	21	380	3	0	Georgia
Tyler Wilson	9/29/12	59	29	373	1	2	Texas A&M
Tyler Wilson	10/13/12	31	23	372	5	0	Kentucky
Austin Allen	9/24/16	42	28	371	2	0	Texas A&M
KJ Jefferson	10/15/22	40	29	367	5	0	BYU
Tyler Wilson	9/1/12	27	19	367	3	0	Jacksonville St.
KJ Jefferson	9/18/21	23	13	366	3	0	Georgia So.
Tyler Wilson	11/19/11	43	32	365	3	0	Mississippi St.
Tyler Wilson	11/23/12	52	31	369	1	1	LSU
Ryan Mallett	9/25/10	38	25	357	1	3	Alabama
Nick Starkel	9/21/19	50	28	356	3	5	San Jose St.
Austin Allen	11/25/16	39	24	348	1	2	Missouri
Joe Ferguson	10/30/71	51	31	345	0	1	Texas A&M
Taylen Green	12/27/24	21	11	341	2	0	Texas Tech
Feleipe Franks	11/21/20	26	17	339	1	1	LSU
Bill Montgomery	1/1/70	34	17	338	2	1	Ole Miss
Ronny South	11/25/67	33	18	335	3	2	Texas Tech
Clint Stoerner	11/27/98	38	27	334	2	0	LSU
Nathan Dick	11/22/08	43	25	333	3	1	Mississippi St.
Tyler Wilson	10/16/10	34	25	332	4	2	Auburn
Ryan Mallett	11/7/09	27	23	329	0	0	South Carolina
KJ Jefferson	11/20/21	30	22	326	3	0	Alabama
KJ Jefferson	10/9/21	35	25	326	3	1	Ole Miss
Taylen Green	9/20/25	34	18	325	1	2	Memphis
Clint Stoerner	10/25/97	43	20	325	2	1	Auburn
Casey Dick	9/2/08	34	22	323	2	0	La.-Monroe
Taylen Green	8/30/25	31	24	322	6	0	Alabama A&M
Ryan Mallett	11/27/10	23	13	320	3	2	LSU
Feleipe Franks	10/10/20	30	22	318	4	0	Auburn
Casey Dick	8/30/08	41	25	318	2	1	Western Illinois
Tyler Wilson	10/29/11	43	27	316	1	0	Vanderbilt
Clint Stoerner	9/25/99	52	24	316	1	1	Alabama
Brandon Allen	1/2/16	20	26	315	1	1	Kansas St.
Taylen Green	10/26/24	23	29	314	5	1	Mississippi St.
Austin Allen	11/24/17	14	29	313	2	1	Missouri
Ryan Mallett	11/21/09	34	18	313	5	2	Mississippi St.
Ryan Mallett	10/9/10	38	27	310	3	1	Texas A&M
Ryan Mallett	9/5/09	22	17	309	1	0	Missouri St.
Brandon Allen	9/5/15	18	14	308	4	0	UTEP
Brad Taylor	12/28/81	29	14	307	2	0	North Carolina
Nick Starkel	9/14/19	35	20	305	3	0	Colorado St.
Ryan Mallett	11/20/10	26	17	305	3	1	Mississippi St.
Taylen Green	9/13/25	35	22	305	1	0	Ole Miss
Joe Ferguson	10/7/72	32	20	304	4	0	TCU
Austin Allen	11/19/16	18	25	303	2	0	Mississippi St.
Tyler Wilson	9/17/11	36	23	303	2	1	Troy
Ryan Mallett	11/6/10	30	21	303	1	1	South Carolina
Ryan Mallett	9/4/10	24	21	301	3	1	Tennessee Tech



TYLER WILSON holds the school record for single-game passing yards with 510 against Texas A&M in 2011.



KJ JEFFERSON is Arkansas' all-time leading passer with 7,911 passing yards and 67 career touchdown passes.

INDIVIDUAL RECEIVING RECORDS

RECEPTIONS

GAME

1.	13	Jarius Wright vs. Texas A&M (281 yards, 2 TD)	2011
	13	James Shibest at SMU (199 yards, 2 TD)	1984
	13	Wear Schoonover at Baylor (152 yards, 0 TD)	1929
4.	12	Cobi Hamilton vs. Ole Miss (146 yards, 0 TD)	2012
	12	Greg Childs vs. Louisiana Monroe (146 yards, 2 TD)	2010
	12	Mike Reppond at Rice (204 yards, 0 TD)	1971
	12	Chuck Dicus vs. Georgia (169 yards, 1 TD)	1968
8.	11	Treylon Burks vs. Ole Miss (137 yards, 1 TD)	2020
	11	Cobi Hamilton vs. Tulsa (177 yards, 0 TD)	2012
	11	Cobi Hamilton at Texas A&M (162 yards, 0 TD)	2012

SEASON

1.	90	Cobi Hamilton (1,335 yards, 5 TD)	2012
2.	78	Andrew Armstrong (1,140 yards, 1 TD)	2024
3.	66	Treylon Burks (1,104 yards, 11 TD)	2021
	66	Jarius Wright (1,117 yards, 12 TD)	2011
5.	65	Drew Morgan (739 yards, 3 TD)	2016
6.	63	Drew Morgan (843 yards, 10 TD)	2015
7.	62	J.J. Meadors (584 yards, 2 TD)	1995
8.	61	D.J. Williams (723 yards, 3 TD)	2008
9.	59	Jadon Haselwood (702 yards, 3 TD)	2022
10.	58	O'Mega Blake (769 yards, 5 TD)	2025

CAREER

1.	175	Cobi Hamilton (2,854 yards, 18 TD)	2009-12
2.	168	Jarius Wright (2,934 yards, 24 TD)	2008-11
3.	164	Joe Adams (2,410 yards, 17 TD)	2008-11
4.	153	Anthony Eubanks (2,440 yards, 16 TD)	1994-97
5.	152	D.J. Williams (1,855 yards, 10 TD)	2007-10
6.	146	Treylon Burks (2,399 yards, 18 TD)	2019-21
7.	144	George Wilson (2,151 yards, 16 TD)	2000-03
8.	138	Drew Morgan (1,763 yards, 14 TD)	2013-16
	138	Marcus Monk (2,151 yards, 27 TD)	2004-07
10.	137	Anthony Lucas (2,879 yards, 23 TD)	1996-99

RECEIVING YARDS

GAME

1.	303	Cobi Hamilton vs. Rutgers (10 catches, 3 TD)	2012
2.	281	Jarius Wright vs. Texas A&M (13 catches, 2 TD)	2011
3.	206	Treylon Burks at Missouri (10 catches, 1 TD)	2020
4.	204	Mike Reppond vs. Rice (12 catches, 0 TD)	1971
5.	201	Lucas Miller at Mississippi St. (10 catches, 1 TD)	2008
6.	199	James Shibest at SMU (13 catches, 2 TD)	1984
7.	194	Anthony Lucas at SMU (6 catches, 3 TD)	1999
8.	193	Chuck Dicus vs. Rice (8 catches, 2 TD)	1968
9.	192	Marcus Monk at South Carolina (8 catches, 1 TD)	2006
10.	179	Treylon Burks at Alabama (8 catches, 2 TD)	2021

SEASON

1.	1,335	Cobi Hamilton (90 catches, 5 TD)	2012
2.	1,140	Andrew Armstrong (78 catches, 1 TD)	2024
3.	1,117	Jarius Wright (66 catches, 12 TD)	2011
4.	1,104	Treylon Burks 66 catches, 11 TD)	2021
5.	1,004	Anthony Lucas (43 catches, 10 TD)	1998
6.	986	Mike Reppond (56 catches, 3 TD)	1971
7.	962	Marcus Monk (50 catches, 11 TD)	2006
8.	907	James Shibest (51 catches, 7 TD)	1984
9.	901	Matt Landers (47 catches, 8 TD)	2022
10.	900	George Wilson (50 catches, 6 TD)	2003

CAREER

1.	2,934	Jarius Wright (168 catches, 24 TD)	2008-11
2.	2,879	Anthony Lucas (137 catches, 23 TD)	1995-99
3.	2,854	Cobi Hamilton (175 catches, 18 TD)	2009-12
4.	2,440	Anthony Eubanks (153 catches, 16 TD)	1994-97
5.	2,410	Joe Adams (164 catches, 17 TD)	2008-11
6.	2,399	Treylon Burks (146 catches, 18 TD)	2019-21
7.	2,151	Marcus Monk (138 catches, 27 TD)	2004-07
	2,151	George Wilson (144 catches, 16 TD)	2000-03
9.	2,066	Greg Childs (133 catches, 15 TD)	2008-11
10.	1,920	James Shibest (97 catches, 10 TD)	1983-86



TREYLON BURKS set the single-season school record with six 100-yard games in 2021 on his way to 1,104 yards – fourth-most in school history – and 11 touchdowns – second-most in school history.

RECEIVING YARDS

CONSECUTIVE GAMES

1.	465	Cobi Hamilton (303 vs. Rutgers, 162 at Texas A&M)	2012
2.	367	Derek Holloway (141 vs. North Carolina*, 196 vs. Tulsa)	1981
3.	357	Jarius Wright (281 vs. Texas A&M, 76 vs. Auburn)	2011
4.	349	Anthony Lucas (177 vs. Ole Miss, 172 at Tennessee)	1998
5.	329	Marcus Monk (192 at South Carolina, 137 vs. Tennessee)	2006
6.	323	Cobi Hamilton (146 vs. Ole Miss, 177 vs. Tulsa)	2012
7.	317	Cobi Hamilton (14 vs. Alabama, 303 vs. Rutgers)	2012
	317	Chuck Dicus (146 vs. Texas, 171 vs. Ole Miss**)	1969
9.	308	Treylon Burks (179 at Alabama, 129 vs. Missouri)	2021
	308	Mike Reppond (137 at Baylor, 171 vs. Texas)	1971

** 1981 Gator Bowl; * 1970 Sugar Bowl*

TOUCHDOWN RECEPTIONS

GAME

1.	3	Matt Landers at BYU	2022
	3	Jeremy Sprinkle vs. Mississippi St.	2015
	3	Drew Morgan at Ole Miss	2015
	3	Cobi Hamilton vs. Rutgers	2012
	3	Anthony Lucas at SMU	1999
	3	Alton Baldwin vs. TCU	1945
	3	Alton Baldwin vs. Arkansas A&M	1944

SEASON

1.	12	Jarius Wright	2011
2.	11	Treylon Burks	2021
	11	Marcus Monk	2006
4.	10	Drew Morgan	2015
	10	Anthony Lucas	1998
6.	8	Matt Landers	2022
	8	Keon Hatcher	2016
	8	Derek Russell	1990
	8	Chuck Dicus	1968
10.	7	Treylon Burks	2020
	7	Joe Adams	2009
	7	Greg Childs	2009
	7	Marcus Monk	2005
	7	Richard Smith	2003
	7	George Wilson	2002
	7	Boo Williams	2000
	7	James Shibest	1984
	7	Jim Benton	1937
	7	Wear Schoonover	1929

CAREER

1.	27	Marcus Monk	2004-07
2.	24	Jarius Wright	2008-11
3.	23	Anthony Lucas	1995-99
4.	19	Keon Hatcher	2012-16
5.	18	Treylon Burks	2019-21
	18	Cobi Hamilton	2009-12
7.	17	Joe Adams	2008-11
	17	Richard Smith	2000-03
9.	16	George Wilson	2000-03
	16	Anthony Eubanks	1994-97
	16	Derek Russell	1987-90
	16	Chuck Dicus	1968-70

100-YARD RECEIVING GAMES

SEASON

1.	6	Treylon Burks	2021
2.	5	Andrew Armstrong	2024
	5	Anthony Lucas	1998
	5	Anthony Eubanks	1997
5.	4	Matt Landers	2022
	4	Cobi Hamilton	2012
	4	Jarius Wright	2011
	4	George Wilson	2003
	4	Mike Reppond	1971
10.	3	Jared Cornelius	2016
	3	Drew Morgan	2015
	3	Joe Adams	2010
	3	Greg Childs	2009
	3	D.J. Williams	2008
	3	Marcus Monk	2006
	3	Anthony Eubanks	1996
	3	Derek Russell	1990
	3	James Shibest	1984
	3	Chuck Dicus	1969

CAREER

1.	11	Anthony Lucas	1995-99
2.	10	Treylon Burks	2019-21
3.	9	Jarius Wright	2008-11
	9	Anthony Eubanks	1994-97
5.	8	Cobi Hamilton	2009-12
6.	7	Joe Adams	2008-11
7.	6	Andrew Armstrong	2023-24
	6	George Wilson	2001-03
9.	5	Greg Childs	2008-11
	5	Derek Russell	1987-90
	5	Chuck Dicus	1968-70

100-YARD RECEIVING GAMES (172)

PLAYER	DATE	REC	YDS	TD	OPPONENT
Cobi Hamilton	9/22/12	10	303	3	Rutgers
Jarius Wright	10/1/11	13	281	2	Texas A&M
Treylon Burks	12/5/20	10	206	1	Missouri
Mike Reppond	11/6/71	12	204	0	Rice
Lucas Miller	11/22/08	10	201	1	Mississippi St.
James Shibest	11/24/84	13	199	2	SMU
Anthony Lucas	9/4/99	6	194	3	SMU
Chuck Dicus	11/9/68	8	193	2	Rice
Marcus Monk	11/4/06	8	192	1	South Carolina
Treylon Burks	11/20/21	8	179	2	Alabama
Cobi Hamilton	11/3/12	11	177	0	Tulsa
Anthony Lucas	11/7/98	4	177	2	Ole Miss
George Wilson	11/1/03	9	172	1	Kentucky
Anthony Lucas	11/14/98	8	172	2	Tennessee
Boo Williams	9/16/00	5	171	2	Boise St.
Mike Reppond	10/16/71	8	171	1	Texas
Chuck Dicus	1/1/70	6	171	1	Ole Miss
Derek Holloway	9/11/82	5	169	1	Tulsa
Chuck Dicus	1/1/69	12	169	1	Georgia
Treylon Burks	9/25/21	6	167	1	Texas A&M
Anthony Eubanks	10/25/97	9	167	1	Auburn
Derek Russell	10/6/90	8	166	2	TCU
Andrew Armstrong	9/7/24	10	164	0	Oklahoma St.
Cobi Hamilton	11/27/10	3	164	2	LSU
Greg Childs	10/16/10	9	164	2	Auburn
Derek Russell	10/28/89	6	164	2	Houston
Cobi Hamilton	9/29/12	11	162	0	Texas A&M
James Shibest	9/29/84	9	156	2	Navy
Chuck Dicus	10/4/69	9	156	2	TCU
Drew Morgan	9/26/15	8	155	1	Texas A&M
Wear Schoonover	10/19/29	13	152	0	Baylor
Jonathan Williams	10/13/12	3	150	2	Kentucky
Chuck Dicus	10/3/70	6	150	0	TCU
Anthony Lucas	10/3/98	6	149	1	Kentucky
Max Peacock	11/25/67	7	149	1	Texas Tech
Gary Stiggers	10/28/78	5	148	0	Houston
Cobi Hamilton	10/27/12	12	146	0	Ole Miss
Greg Childs	9/11/10	12	146	2	La-Monroe
Chuck Dicus	12/6/69	9	146	1	Texas
Jared Cornelius	10/8/16	5	146	0	Alabama
Anthony Eubanks	11/28/97	4	142	1	LSU
Mike Woods	11/21/20	4	140	0	LSU
Greg Childs	9/19/09	5	140	2	Georgia
Jarius Wright	9/5/09	6	139	0	Missouri St.
Joe Adams	9/4/10	6	138	2	Tennessee Tech
Anthony Eubanks	10/12/96	8	138	1	Louisiana Tech
Dazmin James	12/27/24	3	137	1	Texas Tech
Andrew Armstrong	9/14/24	8	137	0	UAB
Treylon Burks	10/17/20	11	137	1	Ole Miss
D.J. Williams	11/7/09	7	137	0	South Carolina
Marcus Monk	11/11/06	8	137	2	Tennessee
Anthony Lucas	11/28/97	6	137	1	LSU
Derek Russell	10/1/88	4	137	1	TCU
Mike Reppond	10/9/71	5	137	2	Baylor
Bruce Maxwell	1/1/70	9	137	1	Ole Miss
Treylon Burks	10/9/21	7	136	1	Ole Miss
Derek Russell	11/24/90	5	136	1	SMU
Andrew Armstrong	11/2/24	6	135	0	Ole Miss
Jarius Wright	10/29/11	10	135	1	Vanderbilt
Greg Childs	10/17/09	4	135	1	Florida
Steven Harris	9/18/04	6	133	2	La-Monroe
Mike Reppond	10/2/71	7	133	0	TCU
Lance Alworth	11/18/61	6	133	1	SMU
Andrew Armstrong	10/5/24	6	135	0	Tennessee
Jordan Jones	9/1/18	5	132	1	Eastern Illinois
Cobi Hamilton	9/10/11	5	132	1	New Mexico
Jarius Wright	9/25/10	6	131	0	Alabama
Cobi Hamilton	11/21/09	3	131	2	Mississippi St.
Joe Adams	9/18/10	6	130	0	Georgia
Anthony Eubanks	9/28/96	8	130	1	La-Monroe
Treylon Burks	11/26/21	7	129	1	Missouri
Mike Woods	11/14/20	2	129	2	Florida
Hunter Henry	11/21/15	7	129	2	Mississippi St.
D.J. Williams	11/1/08	6	129	0	Tulsa
D.J. Williams	10/25/08	10	129	0	Ole Miss
Bobby Crockett	1/1/66	10	129	1	LSU
Andrew Armstrong	11/30/24	9	128	0	Missouri
Derek Russell	9/22/90	7	128	0	Tulsa
James Shibest	10/20/84	7	128	1	Texas
Rohan Jones	10/25/25	3	127	0	Auburn
Treylon Burks	9/18/21	3	127	1	Georgia So.
J.J. Meadors	9/3/94	5	127	2	SMU
Jim Hodge	9/9/72	7	127	0	Southern California
Jared Cornelius	9/24/16	7	126	1	Texas A&M
Richard Smith	10/5/02	3	125	1	Tennessee
Chuck Dicus	10/11/69	4	125	0	Baylor
Joe Adams	10/22/11	4	124	0	Ole Miss
Greg Childs	11/28/09	5	124	0	LSU
D.J. Williams	9/6/08	5	124	2	La-Monroe
Marcus Monk	9/16/06	5	124	1	Vanderbilt
Matt Landers	9/17/22	7	123	0	Missouri St.
Richard Smith	10/18/03	6	123	1	Florida
David Dickey	11/25/67	6	123	1	Texas Tech
Jordan Jones	11/24/17	2	122	1	Missouri
Drew Morgan	11/7/15	9	122	3	Ole Miss
Brandon Mitchell	9/1/12	4	122	0	Jacksonville St.
Richard Smith	9/6/03	3	122	1	Tulsa
O'Mega Blake	8/30/26	7	121	1	Alabama A&M
Matt Landers	12/28/22	3	121	1	Kansas
James Shibest	10/4/86	5	121	0	TCU
Isaac TeSlaa	9/28/24	5	120	1	Texas A&M
Joe Adams	1/4/11	9	120	1	Ohio St.
Harry Jones	10/1/66	2	120	2	TCU
Bobby Crockett	10/30/65	5	120	1	Texas A&M
Matt Landers	11/5/22	6	119	0	Liberty
Chris Gragg	11/19/11	8	119	1	Mississippi St.
Donny Bobo	9/10/77	2	119	1	New Mexico St.
O'Mega Blake	10/18/26	7	118	1	Texas A&M
Floyd Sagely	11/28/53	6	118	1	Tulsa
Treylon Burks	10/31/20	7	117	2	Texas A&M
Hunter Henry	9/12/15	8	117	0	Toledo
Luke Hasz	9/23/23	9	116	2	LSU
Jonathan Nance	10/7/17	8	116	1	South Carolina
Jim Benton	11/20/37	8	116	0	George Washington
Matt Landers	10/29/22	4	115	0	Auburn
Mike Woods	9/21/19	4	115	1	San Jose St.
George Wilson	11/23/01	7	115	1	LSU
Jim Hodge	11/14/70	4	115	0	SMU
Steven Harris	10/2/04	6	114	0	Florida
Jadon Haselwood	10/8/22	3	113	0	Mississippi St.
Anthony Lucas	9/5/98	4	113	2	La.-Lafayette
Gerald McMurray	11/7/81	5	113	0	Baylor
Jarius Wright	11/1/08	5	112	0	Tulsa
Cobi Hamilton	11/6/10	7	111	1	South Carolina
George Wilson	9/13/03	5	111	1	Texas
George Wilson	12/30/02	8	111	1	Minnesota
Boo Williams	9/2/00	4	111	1	Missouri St.
Anthony Eubanks	10/5/96	6	111	0	Florida
Anthony Lucas	10/7/95	4	111	2	Tennessee
Drew Morgan	10/3/15	5	110	0	Tennessee
Hunter Henry	11/1/14	7	110	0	Mississippi St.
Chris Gragg	9/1/12	7	110	2	Jacksonville St.
Joe Adams	10/3/09	3	110	0	Texas A&M
Gary Anderson	10/9/82	4	110	1	Texas Tech
Treylon Burks	10/16/21	9	109	2	Auburn
Hunter Henry	9/28/13	4	109	0	Texas A&M
Joe Adams	9/17/11	8	109	1	Troy
Joe Adams	10/31/09	3	109	2	Eastern Michigan
Jarius Wright	9/3/11	6	108	2	Missouri St.
Jarius Wright	9/19/09	4	108	1	Georgia
Anthony Eubanks	10/28/95	8	108	1	Auburn
Donnie Centers	11/1/86	3	108	1	Rice
Donnie Centers	9/27/86	4	108	1	New Mexico St.
Isaac TeSlaa	12/27/24	3	107	0	Texas Tech
Keon Hatcher	9/20/14	6	107	1	Northern Illinois
Keon Hatcher	9/5/15	6	106	2	UTEP
Anthony Lucas	9/23/95	6	106	1	Memphis
Lewis Carpenter	9/27/52	3	106	1	Houston
Jared Cornelius	10/1/16	4	106	2	Alcorn St.
Keon Hatcher	11/25/16	3	106	0	Missouri
Dominique Reed	11/7/15	7	105	2	Ole Miss
Jarius Wright	11/20/10	2	105	1	Mississippi St.
George Wilson	11/3/01	8	105	1	Ole Miss
Keon Hatcher	12/29/16	6	105	1	Virginia Tech
George Wilson	10/25/03	6	104	0	Ole Miss
Anthony Eubanks	9/20/97	7	104	1	Alabama
Andrew Armstrong	11/4/23	3	103	0	Florida
Jarius Wright	11/5/11	4	103	2	South Carolina
Anthony Lucas	10/14/95	5	103	0	Ole Miss
Rohan Jones	9/20/25	2	102	1	Memphis
Treylon Burks	9/26/20	7	102	1	Georgia
Anthony Lucas	11/6/99	6	102	0	Ole Miss
Bobby Nichols	10/30/71	9	102	0	Texas A&M
Bobby Crockett	10/16/65	8	102	1	Texas
Cedric Washington	11/20/04	5	101	0	Mississippi St.
Anthony Eubanks	11/6/97	7	101	1	Ole Miss
Bobby Duckworth	9/20/80	4	101	1	Oklahoma St.
Jonathan Nance	9/23/17	3	100	1	Texas A&M
George Wilson	9/20/03	4	100	1	North Texas
Anthony Lucas	9/19/98	3	100	1	SMU
Anthony Eubanks	9/27/97	5	100	1	Louisiana Tech
Donny Bobo	10/1/77	5	100	1	TCU

Active players in **bold**

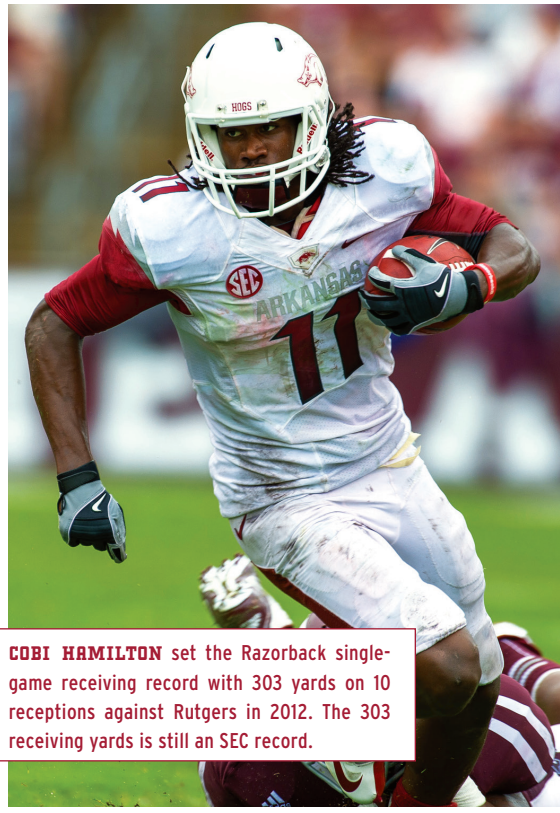

COBI HAMILTON set the Razorback single-game receiving record with 303 yards on 10 receptions against Rutgers in 2012. The 303 receiving yards is still an SEC record.

INDIVIDUAL TOTAL OFFENSE RECORDS



Ranking second in Arkansas history in career yards (8,392) and career touchdowns (77), quarterback **MATT JONES** led the Razorbacks to a 7-1 record when he ran for 100 yards.

PLAYS

GAME

1.	63	Taylen Green at Oklahoma St. (18 rushes, 45 passes, 1 TD)	2024
2.	62	Tyler Wilson at Texas A&M (3 rushes, 59 passes, 1 TD)	2012
3.	61	Tyler Wilson vs. LSU (9 rushes, 52 passes, 1 TD)	2012
4.	57	Tyler Wilson vs. Texas A&M (6 rushes, 51 passes, 3 TD)	2011
5.	56	KJ Jefferson at Ole Miss (17 rushes, 39 passes, 2 TD)	2023
	56	Brandon Allen vs. Toledo (3 rushes, 53 passes, 0 TD)	2015
	56	Joe Ferguson vs. Texas A&M (5 rushes, 51 passes, 1 TD)	1971
8.	55	KJ Jefferson at Ole Miss (20 rushes, 35 passes, 6 TD)	2021
9.	54	Clint Stoerner at Alabama (2 rushes, 52 passes, 1 TD)	1999
	54	Clint Stoerner at Ole Miss (15 rushes, 39 passes, 0 TD)	1997
	54	Clint Stoerner vs. Auburn (11 rushes, 43 passes, 2 TD)	1997
	54	Bill Montgomery at Texas (19 rushes, 35 passes, 1 TD)	1968

SEASON

1.	537	Taylen Green (156 rushes, 381 passes, 23 TD)	2024
2.	498	Tyler Wilson (60 rushes, 438 passes, 28 TD)	2011
3.	466	Austin Allen (65 rushes, 401 passes, 27 TD)	2016
4.	465	Taylen Green (139 rushes, 326 passes, 27 TD)	2025
5.	461	Ryan Mallett (58 rushes, 403 passes, 32 TD)	2009
6.	458	KJ Jefferson (158 rushes, 300 passes, 33 TD)	2022
7.	457	KJ Jefferson (161 rushes, 296 passes, 21 TD)	2023
8.	455	Ryan Mallett (44 rushes, 411 passes, 36 TD)	2010
9.	442	Tyler Wilson (41 rushes, 401 passes, 21 TD)	2012
10.	440	KJ Jefferson (146 rushes, 294 passes, 27 TD)	2021

CAREER

1.	1,485	KJ Jefferson (523 rushes, 962 passes, 88 TD)	2019-23
2.	1,200	Clint Stoerner (177 rushes, 1,023 passes, 62 TD)	1996-99
3.	1,192	Barry Lunney Jr. (336 rushes, 856 passes, 40 TD)	1992-95
4.	1,151	Brandon Allen (135 rushes, 1,016 passes, 68 TD)	2012-15
5.	1,137	Matt Jones (382 rushes, 755 passes, 77 TD)	2001-04
6.	1,058	Tyler Wilson (110 rushes, 948 passes, 56 TD)	2008-12
7.	1,002	Taylen Green (295 rushes, 707 passes, 50 TD)	2024-25
8.	978	Quinn Grovey (452 rushes, 526 passes, 50 TD)	1987-90
9.	973	Brad Taylor (329 rushes, 644 passes, 35 TD)	1981-84
10.	959	Casey Dick (105 rushes, 850 passes, 4 rec, 51 TD)	2005-08

YARDS

GAME

1.	481	Tyler Wilson vs. Texas A&M (-29 rushing, 510 passing, 3 TD)	2011
2.	477	Taylen Green at Oklahoma St. (61 rushing,416 passing, 1 TD)	2024
3.	448	Brandon Allen at Ole Miss (6 rushing, 442 passing, 6 TD)	2015
4.	435	Brandon Allen vs. Toledo (23 rushing, 412 passing, 0 TD)	2015
5.	426	Tyler Wilson vs. Rutgers (7 rushing, 419 passing, 3 TD)	2012
6.	425	KJ Jefferson vs. Missouri St. (40 rushing, 385 passing, 3 TD)	2022
7.	422	Taylen Green vs. Texas Tech (81 rushing,341 passing, 3 TD)	2024
8.	417	KJ Jefferson vs. Kansas (130 rushing, 287 passing, 4 TD)	2022
9.	414	Ryan Mallett vs. Georgia (6 rushing, 408 passing, 5 TD)	2009
10.	411	KJ Jefferson at Ole Miss (85 rushing, 326 passing, 6 TD)	2021
	411	Brandon Allen vs. Miss. St. (5 rushing, 406 passing, 7 TD)	2015

SEASON

1.	3,795	Ryan Mallett (-74 rushing, 3,869 passing, 36 TD)	2010
2.	3,756	Taylen Green (602 rushing, 3,154 passing, 23 TD)	2024
3.	3,635	Tyler Wilson (-3 rushing, 3,638 passing, 28 TD)	2011
4.	3,595	Ryan Mallett (-29 rushing, 3,624 passing, 32 TD)	2009
5.	3,547	Brandon Allen (107 rushing, 3,440 passing, 31 TD)	2015
6.	3,491	Taylen Green (777 rushing, 2,714 passing, 27 TD)	2025
7.	3,394	Tyler Wilson (7 rushing, 3,387 passing, 21 TD)	2012
8.	3,340	KJ Jefferson (664 rushing, 2,676 passing, 27 TD)	2021
9.	3,304	Austin Allen (-126 rushing, 3,430 passing, 27 TD)	2016
10.	3,276	KJ Jefferson (640 rushing, 2,636 passing, 33 TD)	2022

CAREER

1.	9,787	KJ Jefferson (1,876 rushing, 7,911 passing, 88 TD)	2019-23
2.	8,392	Matt Jones (2,535 rushing, 5,947 passing, 77 TD)	2001-04
3.	7,721	Tyler Wilson (-44 rushing, 7,765 passing, 56 TD)	2008-12
4.	7,596	Brandon Allen (133 rushing, 7,463 passing, 68 TD)	2012-15
5.	7,390	Ryan Mallett (-103 rushing, 7,493 passing, 68 TD)	2009-10
6.	7,247	Taylen Green (1,379 rushing, 5,868 passing, 50 TD)	2024-25
7.	7,049	Clint Stoerner (-373 rushing, 7,422 passing, 62 TD)	1996-99
8.	6,242	Quinn Grovey (1,756 rushing, 4,496 passing, 50 TD)	1987-90
9.	5,887	Barry Lunney Jr. (105 rushing, 5,782 passing, 40 TD)	1992-95
10.	5,623	Casey Dick (-233 rushing, 5,856 passing, 51 TD)	2005-08

TOUCHDOWN RESPONSIBILITY

GAME

1.	7	Brandon Allen vs. Mississippi St.	2015
2.	6	Taylen Green vs. Alabama A&M	2025
	6	Taylen Green at Mississippi St.	2024
	6	KJ Jefferson at Ole Miss	2021
	6	Brandon Allen at Ole Miss	2015
	6	Ryan Mallett vs. UTEP	2010
	6	Madre Hill vs. South Carolina	1995
8.	5	Taylen Green vs. Arkansas St.	2025
	5	Taylen Green vs. Texas &M	2025
	5	KJ Jefferson at BYU	2022
	5	Alex Collins vs. UT Martin	2015
	5	Tyler Wilson vs. Kentucky	2012
	5	Ryan Mallett vs. Mississippi St.	2009
	5	Ryan Mallett vs. Troy	2009
	5	Ryan Mallett vs. Georgia	2009
	5	Quinn Grovey vs. Houston	1989
	5	Jessie Clark vs. Baylor	1981
	5	Gene Davidson vs. Oklahoma Mines	1916
	5	Gene Davidson vs. Hendrix	1915

SEASON

1.	36	Ryan Mallett (4 rushing, 32 passing)	2010
2.	33	KJ Jefferson (9 rushing, 24 passing)	2022
3.	32	Ryan Mallett (2 rushing, 30 passing)	2009
4.	31	Brandon Allen (1 rushing, 30 passing)	2015
5.	28	Tyler Wilson (4 rushing, 24 passing)	2011
6.	27	Taylen Green (8 rushing, 19 passing)	2025
	27	KJ Jefferson (6 rushing, 21 passing)	2021
	27	Austin Allen (2 rushing, 25 passing)	2016
	27	Clint Stoerner (1 rushing, 26 passing)	1998
10.	26	Matt Jones (8 rushing, 18 passing)	2003

CAREER

1.	88	KJ Jefferson (21 rushing, 67 passing)	2019-23
2.	77	Matt Jones (24 rushing, 53 passing)	2001-04
3.	68	Brandon Allen (4 rushing, 64 passing)	2012-15
	68	Ryan Mallett (6 rushing, 62 passing)	2009-10
5.	62	Clint Stoerner (5 rushing, 57 passing)	1996-99
6.	56	Tyler Wilson (4 rushing, 52 passing)	2008-12
7.	51	Casey Dick (3 rushing, 47 passing, 1 receiving)	2005-08
	51	Darren McFadden (41 rush, 7 pass, 2 rec., 1 ko ret.)	2005-07
9.	50	Taylen Green (16 rushing, 34 passing)	2024-25
	50	Quinn Grovey (21 rushing, 29 passing)	1987-90

YARDS PER PLAY

SEASON (MIN. 150 PLAYS)

1.	8.34	Ryan Mallett (455 for 3,795)	2010
2.	8.33	Brandon Allen (426 for 3,547)	2015
3.	8.05	Matt Jones (326 for 2,624)	2003
4.	7.80	Ryan Mallett (461 for 3,595)	2009
5.	7.77	Matt Jones (347 for 2,695)	2004
6.	7.68	Tyler Wilson (442 for 3,394)	2012
7.	7.59	KJ Jefferson (440 for 3,340)	2021
8.	7.58	Felix Jones (154 for 1,168)	2006
9.	7.51	Taylen Green (465 for 3,491)	2025
10.	7.34	Jack Robbins (213 for 1,564)	1935

CAREER (MIN. 500 PLAYS)

1.	8.07	Ryan Mallett (916 for 7,390)	2009-10
2.	7.35	Matt Jones (1,137 for 8,352)	2001-04
3.	7.30	Tyler Wilson (1,058 for 7,721)	2008-12
4.	6.60	Brandon Allen (1,151 for 7,596)	2012-15
5.	6.59	KJ Jefferson (1,485 for 9,787)	2019-23
6.	6.57	Taylen Green (1,102 for 7,247)	2024-25
7.	6.38	Quinn Grovey (978 for 6,242)	1987-90
8.	5.94	Darren McFadden (807 for 4,795)	2005-07
9.	5.91	Jack Robbins (577 for 3,408)	1935-37
10.	5.87	Clint Stoerner (1,200 for 7,049)	1996-99

INDIVIDUAL ALL-PURPOSE RECORDS

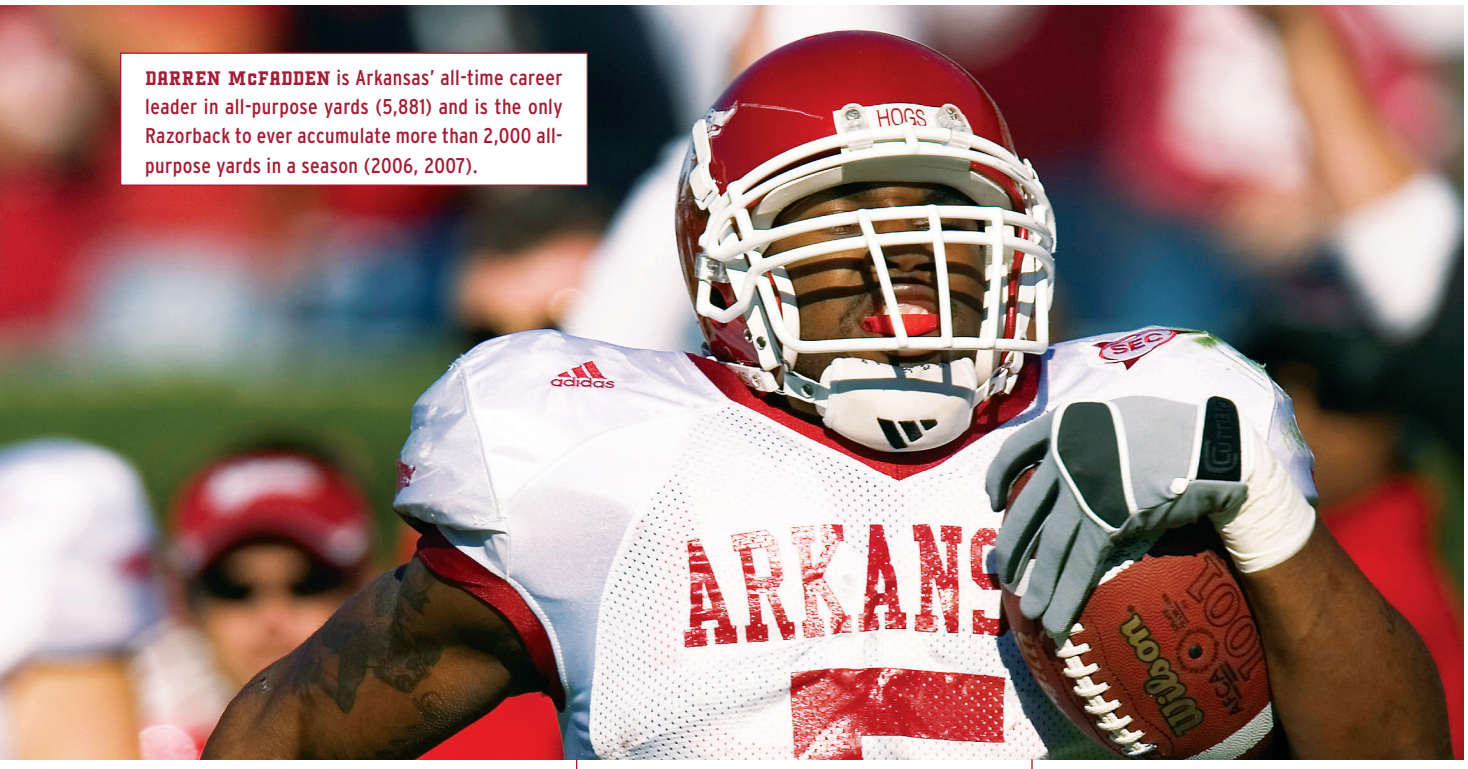

DARREN MCFADDEN is Arkansas' all-time career leader in all-purpose yards (5,881) and is the only Razorback to ever accumulate more than 2,000 all-purpose yards in a season (2006, 2007).

ALL-PURPOSE YARDAGE

GAME

1.	355	Darren McFadden vs. South Carolina (38 plays, 1 TD)	2007
2.	315	Darren McFadden at South Carolina (29 plays, 2 TD)	2006
3.	303	Cobi Hamilton vs. Rutgers (10 plays, 3 TD)	2012
4.	293	Harry Jones vs. Oklahoma St. (11 plays, 2 TD)	1965
5.	287	Felix Jones vs. Troy (16 plays, 2 TD)	2007
6.	281	Jarius Wright vs. Texas A&M (13 plays, 2 TD)	2011
7.	271	Dickey Morton at Baylor (28 plays, 2 TD)	1973
8.	261	Raheim Sanders vs. Ole Miss (29 plays, 3 TD)	2022
9.	259	Alex Collins vs. Kansas St. (25 plays, 3 TD)*	2016
10.	253	Michael Smith at Kentucky (40 plays, 2 TD)	2008

** 2016 AutoZone Liberty Bowl*

SEASON

1.	2,310	Darren McFadden (362 plays, 17 TD)	2007
2.	2,058	Darren McFadden (305 plays, 16 TD)	2006
3.	1,990	Felix Jones (171 plays, 13 TD)	2007
4.	1,829	Felix Jones (192 plays, 10 TD)	2006
5.	1,746	Alex Collins (276 plays, 20 TD)	2015
6.	1,714	Raheim Sanders (250 plays, 12 TD)	2022
7.	1,604	Dickey Morton (243 plays, 5 TD)	1973
8.	1,583	Madre Hill (330 plays, 16 TD)	1995
9.	1,580	Rawleigh Williams III (260 plays, 13 TDs)	2016
10.	1,513	Darren McFadden (202 plays, 11 TD)	2005

CAREER

1.	5,881	Darren McFadden (869 plays, 44 TD)	2005-07
2.	5,330	Dennis Johnson (527 plays, 20 TD)	2008-12
3.	5,099	Felix Jones (488 plays, 27 TD)	2005-07
4.	4,535	Gary Anderson (630 plays, 19 TD)	1979-82
5.	4,057	Alex Collins (698 plays, 36 TD)	2013-15
6.	4,070	Dickey Morton (647 plays, 17 TD)	1971-73
7.	3,750	Ben Cowins (662 plays, 30 TD)	1975-78
8.	3,657	Cedric Cobbs (636 plays, 28 TD)	1999-2003
9.	3,610	DeCori Birmingham (403 plays, 13 TD)	2001-04
10.	3,583	James Rouse (614 plays, 39 TD)	1985-89

SCORING – POINTS

GAME

1.	36	Madre Hill vs. South Carolina (6 TD)	1995
2.	33	Gene Davidson vs. Oklahoma Mines (5 TD, 3 PAT)	1916
	33	Gene Davidson vs. Hendrix (5 TD, 3 PAT)	1915
4.	30	Alex Collins vs. UT Martin (5 TD)	2015
	30	Jessie Clark vs. Baylor (5 TD)	1981
6.	26	Richard Miller vs. Central Missouri (4 TD, 2 PAT)	1927
	26	Gene Davidson vs. Central Missouri (4 TD, 2 PAT)	1917
8.	24	Rawleigh Williams III at Mississippi St. (4 TD)	2016
	24	Jonathan Williams at Texas Tech (4 TD)	2014
	24	Darren McFadden vs. FIU (4 TD)	2007
	24	James Rouse vs. New Mexico (4 TD)	1987
	24	Darryl Bowles vs. TCU (4 TD)	1980

SEASON

1.	120	Alex Collins (20 TD)	2015
	120	Bill Burnett (20 TD)	1969
3.	118	Zach Hocker (21 FG, 55 PAT)	2011
4.	109	Alex Tejada (17 FG, 58 PAT)	2007
5.	106	Cam Little (20 FG, 46 PAT)	2021
	106	Alex Tejada (16 FG, 58 PAT)	2009
7.	104	Zach Hocker (16 FG, 56 PAT)	2010
8.	102	Darren McFadden (17 TD)	2007
	102	Kendall Trainor (24 FG, 30 PAT)	1988
	102	James Rouse (17 TD)	1987

CAREER

1.	354	Zach Hocker (61 FG, 171 PAT)	2010-13
2.	294	Bill Burnett (49 TD)	1968-70
3.	288	Cam Little (53 FG, 129 PAT)	2021-23
4.	280	Steve Little (53 FG, 121 PAT)	1974-77
5.	268	Darren McFadden (44 TD, 2 two-point)	2005-07
6.	267	Todd Wright (60 FG, 87 PAT)	1989-92
7.	264	Kendall Trainor (51 FG, 111 PAT)	1985-88
8.	252	Todd Latourette (47 FG, 111 PAT)	1995-98
9.	247	Alex Tejada (37 FG, 136 PAT)	2007-10
10.	238	James Rouse (39 TD, 2 two-point)	1985-89

MOST TOUCHDOWNS

GAME

1.	6	Madre Hill vs. South Carolina	1995
2.	5	Alex Collins vs. UT Martin	2015
	5	Jessie Clark vs. Baylor	1981
	5	Gene Davidson vs. Oklahoma Mines	1916
	5	Gene Davidson vs. Hendrix	1915
6.	4	14 others (Most recent: Rawleigh Williams III at Mississippi St.)	2016

SEASON

1.	20	Alex Collins	2015
	20	Bill Burnett	1969
3.	17	Darren McFadden	2007
	17	James Rouse	1987
5.	16	Darren McFadden	2006
	16	Madre Hill	1995
	16	Bill Burnett	1968
	16	David Dickey	1967
	16	Bobby Burnett	1965
10.	15	Ja'Quinden Jackson	2024

CAREER

1.	49	Bill Burnett	1968-70
2.	44	Darren McFadden	2005-07
3.	39	James Rouse	1985-89
4.	36	Alex Collins	2013-15
5.	30	Ben Cowins	1975-78
6.	28	Cedric Cobbs	1999-2003
	28	David Dickey	1966-68
8.	27	Felix Jones	2005-07
	27	Marcus Monk	2004-07
	27	Madre Hill	1994-98

INDIVIDUAL KICKING RECORDS



ZACH HOCKER finished his career in 2013 as Arkansas' all-time leading scorer, totaling 354 points. Hocker also holds Razorback records for career field goals and field goal percentage.

FIELD GOAL ATTEMPTS

GAME

1.	6	Brennan O'Donohoe at Tennessee (made 3)	2002
	6	Greg Horne vs. Tulsa (made 4)	1984
3.	5	Zach Hocker vs. South Carolina (made 3)	2011
	5	Todd Wright at Tennessee (made 4)	1992
	5	Kendall Trainor vs. Texas A&M (made 5)	1988
	5	Kendall Trainor vs. TCU (made 5)	1988
	5	Steve Little vs. Tulsa (made 3)	1977
	5	Bill McClard vs. SMU (made 3)	1970

SEASON

1.	30	Steve Little (made 19)	1977
2.	27	Zach Hocker (made 21)	2011
	27	Kendall Trainor (made 24)	1988
4.	25	Todd Wright (made 17)	1992
5.	24	Cam Little (made 20)	2023
	24	Cam Little (made 20)	2021
	24	Connor Limpert (made 19)	2018
	24	Todd Latourette (made 17)	1998
	24	Bruce Lahay (made 19)	1981
10.	23	Alex Tejada (made 17)	2007
	23	Todd Wright (made 20)	1989
	23	Steve Little (made 11)	1976

CAREER

1.	89	Steve Little (made 53)	1974-77
2.	79	Zach Hocker (made 61)	2010-13
	79	Todd Wright (made 60)	1989-92
4.	71	Todd Latourette (made 47)	1995-98
5.	69	Kendall Trainor (made 51)	1985-88
6.	64	Cam Little (made 53)	2021-23
	62	Ish Ordonez (made 44)	1978-80
8.	54	Alex Tejada (made 37)	2007-10
9.	53	Greg Horne (made 29)	1983-84
10.	52	Connor Limpert (made 41)	2016-19

FIELD GOALS MADE

GAME

1.	5	Kendall Trainor vs. Texas A&M (att. 5)	1988
	5	Kendall Trainor vs. TCU (att. 5)	1988
3.	4	Cam Little vs. Texas (att. 4)	2021
	4	Connor Limpert vs. Ole Miss (att. 4)	2018
	4	Chris Balseiro vs. Missouri (att. 4)	2003
	4	Todd Wright at Auburn (att. 4)	1992
	4	Todd Wright at Tennessee (att. 5)	1992
	4	Todd Wright vs. UTEP (att. 4)	1989
	4	Kendall Trainor at Houston (att. 4)	1988
	4	Greg Horne vs. Tulsa (att. 6)	1984
	4	Bruce Lahay at Texas Tech (att. 4)	1981
	4	Steve Little at Rice (att. 4)	1975

SEASON

1.	24	Kendall Trainor (att. 27)	1988
2.	21	Zach Hocker (att. 27)	2011
3.	20	Cam Little (att. 24)	2023
	20	Cam Little (att. 24)	2021
	20	Todd Wright (att. 23)	1989
6.	19	Connor Limpert (att. 24)	2018
	19	Bruce Lahay (att. 24)	1981
	19	Steve Little (att. 30)	1977
9.	18	Ish Ordonez (att. 22)	1978
10.	17	Alex Tejada (att. 23)	2007
	17	Todd Latourette (att. 24)	1998
	17	Todd Wright (att. 25)	1992

CAREER

1.	61	Zach Hocker (att. 79)	2010-13
2.	60	Todd Wright (att. 79)	1989-92
3.	53	Cam Little (att. 64)	2021-23
	53	Steve Little (att. 89)	1974-77
5.	51	Kendall Trainor (att. 69)	1985-88
6.	47	Todd Latourette (att. 71)	1995-98
7.	44	Ish Ordonez (att. 62)	1978-80
8.	41	Connor Limpert (att. 52)	2016-19
9.	37	Alex Tejada (att. 54)	2007-10
10.	29	Greg Horne (att. 53)	1983-86
	29	Bill McClard (att. 46)	1969-71

FIELD GOAL PERCENTAGE

SEASON (MIN. 10 MADE)

1.	.889	Kendall Trainor (24-27)	1988
2.	.870	Todd Wright (20-23)	1989
3.	.867	Zach Hocker (13-15)	2013
4.	.842	Zach Hocker (16-19)	2010
5.	.833	Matthew Shipley (10-12)	2024
	.833	Cam Little (20-24)	2023
	.833	Cam Little (20-24)	2021
8.	.818	Ish Ordonez (18-22)	1979
9.	.813	Cam Little (13-16)	2022
10.	.792	Connor Limpert (19-24)	2018
	.792	Bruce Lahay (19-24)	1981

CAREER (MIN. 20 MADE)

1.	.828	Cam Little (53-64)	2021-23
2.	.786	Connor Limpert (41-52)	2016-19
3.	.772	Zach Hocker (61-79)	2010-13
4.	.759	Todd Wright (60-79)	1989-92
5.	.739	Kendall Trainor (51-69)	1985-88
6.	.710	Ish Ordonez (44-62)	1978-80
7.	.700	Chris Balseiro (28-40)	2002-05
8.	.688	Brennan O'Donohoe (22-32)	2000-02
9.	.682	Alex Tejada (37-54)	2007-10
10.	.662	Todd Latourette (47-71)	1995-98

LONGEST FIELD GOALS

1.	67	Steve Little vs. Texas	1977
2.	61	Steve Little vs. Tulsa	1976
3.	60	Bill McClard vs. SMU	1970
4.	58	Kendall Trainor vs. Miami	1988
5.	57	Steve Little vs. Baylor	1977
	57	Steve Little vs. Oklahoma St.	1976
7.	56	Cam Little at Ole Miss	2023
8.	55	Matthew Shipley vs. Ole Miss	2024
	55	Cam Little at Alabama	2023
	55	Connor Limpert vs. Vanderbilt	2018
	55	Kendall Trainor vs. Tulsa	1986

MOST CONSECUTIVE FGS MADE

1.	24	Kendall Trainor	1988

INDIVIDUAL KICKING RECORDS

PAT ATTEMPTS

GAME

1.	10	Kyle Ramsey vs. Ark.-Pine Bluff	2024
2.	9	Cole Hedlund vs. UT Martin	2015
	9	John Henson vs. Nicholls	2014
	9	Alex Tejada vs. Eastern Michigan	2009
	9	Alex Tejada vs. North Texas	2007
	9	Jeremy Davis vs. Southeast Missouri St.	2006
	9	Chris Balseiro vs. New Mexico St.	2004
	9	Kendall Trainor vs. Pacific	1988
	9	Elvin Geiser vs. Hendrix	1933
10.	8	Scott Starzyk vs. Arkansas St.	2025
	8	Alex Tejada vs. Troy	2009
	8	Bill McClard vs. North Texas	1971
	8	Bill McClard vs. Wichita St.	1970
	8	Bob White vs. Tulsa	1968
	8	Tom McKnelly vs. Tulsa	1963

SEASON

1.	60	Alex Tejada (made 58)	2007
2.	59	Alex Tejada (made 58)	2009
3.	58	Cole Hedlund (made 58)	2015
4.	57	Zach Hocker (made 55)	2011
5.	56	Zach Hocker (made 56)	2010
6.	51	Bill McClard (made 50)	1970
7.	50	Cam Little (made 50)	2022
8.	48	Jeremy Davis (made 46)	2006
9.	47	Scott Starzyk (made 47)	2025
10.	46	Cam Little (made 46)	2021

CAREER

1.	173	Zach Hocker (made 171)	2010-13
2.	140	Alex Tejada (made 136)	2007-10
3.	133	Bill McClard (made 125)	1969-71
4.	131	Steve Little (made 121)	1974-77
5.	129	Cam Little (made 129)	2021-23
6.	116	Kendall Trainor (made 111)	1985-88
7.	114	Chris Balseiro (made 111)	2002-05
8.	113	Todd Latourette (made 111)	1995-98
9.	93	Connor Limpert (made 91)	2016-19
	93	Ish Ordonez (made 88)	1978-80

PATS MADE

GAME

1.	10	Kyle Ramsey vs. Ark.-Pine Bluff	2024
2.	9	Cole Hedlund vs. UT Martin	2015
	9	John Henson vs. Nicholls	2014
	9	Alex Tejada vs. Eastern Michigan	2009
	9	Alex Tejada vs. North Texas	2007
	9	Jeremy Davis vs. Southeast Missouri St.	2006
	9	Chris Balseiro vs. New Mexico St.	2004
	9	Kendall Trainor vs. Pacific	1988
	9	Elvin Geiser vs. Hendrix	1933
10.	8	Scott Starzyk vs. Arkansas St.	2025
	8	Alex Tejada vs. Troy	2009
	8	Bill McClard vs. Wichita St.	1970
	8	Bob White vs. Tulsa	1968
	8	Tom McKnelly vs. Tulsa	1963

SEASON

1.	58	Cole Hedlund (att. 58)	2015
	58	Alex Tejada (att. 59)	2009
	58	Alex Tejada (att. 60)	2007
4.	56	Zach Hocker (att. 56)	2010
5.	55	Zach Hocker (att. 57)	2011
6.	50	Cam Little (att. 50)	2022
	50	Bill McClard (att. 51)	1970
8.	47	Scott Starzyk (att. 47)	2025
9.	46	Cam Little (att. 46)	2021
	46	Jeremy Davis (att. 48)	2006

CAREER

1.	171	Zach Hocker (att. 173)	2010-13
2.	136	Alex Tejada (att. 141)	2007-10
3.	129	Cam Little (att. 129)	2021-23
4.	125	Bill McClard (att. 133)	1969-71
5.	121	Steve Little (att. 131)	1974-77
6.	111	Chris Balseiro (att. 114)	2002-05
	111	Todd Latourette (att. 113)	1995-98
	111	Kendall Trainor (att. 116)	1985-88
9.	91	Connor Limpert (att. 93)	2016-19
	91	Cole Hedlund (att. 91)	2015-17

KICK SCORING

GAME

1.	19	Kendall Trainor vs. TCU (5-5 FG, 4-4 PAT)	1988
2.	17	Alex Tejada vs. Troy (4-4 FG, 5-5 PAT)	2007
3.	16	Matthew Shipley at Mississippi St. (3-3 FG, 7-7 PAT)	2024
	16	Cam Little vs. Texas (4-4 FG, 4-4 PAT)	2021
	16	Alex Tejada vs. FIU (3-3 FG, 7-7 PAT)	2007
6.	15	Todd Wright vs. UTEP (4-4 FG, 3-4 PAT)	1989
	15	Kendall Trainor vs. Texas A&M (5-5 FG, 0-0 PAT)	1988
8.	14	Zach Hocker vs. Mississippi St. (3-4 FG, 5-5 PAT)	2011
	14	Zach Hocker vs. South Carolina (3-5 FG, 5-5 PAT)	2011
	14	Tony Dodson vs. Louisiana Monroe (3-3 FG, 5-5 PAT)	1999
	14	Todd Latourette vs. SMU (3-3 FG, 5-5 PAT)	1998
	14	Kendall Trainor at Houston (4-4 FG, 2-2 PAT)	1988
	14	Bruce Lahay at Texas Tech (4-4 FG, 2-2 PAT)	1981
	14	Steve Little vs. TCU (3-3 FG, 5-5 PAT)	1976
	14	Bill McClard vs. Wichita St. (2-2 FG, 8-8 PAT)	1970

SEASON

1.	118	Zach Hocker (21 FG, 55 PAT)	2011
2.	109	Alex Tejada (17 FG, 58 PAT)	2007
3.	106	Cam Little (20 FG, 46 PAT)	2021
	106	Alex Tejada (16 FG, 58 PAT)	2009
5.	104	Zach Hocker (16 FG, 56 PAT)	2010
6.	102	Kendall Trainor (24 FG, 30 PAT)	1988
7.	98	Todd Wright (20 FG, 38 PAT)	1989
8.	94	Steve Little (19 FG, 37 PAT)	1977
9.	93	Cam Little (20 FG, 33 PAT)	2023
10.	92	Todd Latourette (17 FG, 41 PAT)	1998

CAREER

1.	354	Zach Hocker (61 FG, 171 PAT)	2010-13
2.	288	Cam Little (53 FG, 129 PAT)	2021-23
3.	280	Steve Little (53 FG, 121 PAT)	1974-77
4.	267	Todd Wright (60 FG, 87 PAT)	1989-92
5.	264	Kendall Trainor (51 FG, 111 PAT)	1985-88
6.	252	Todd Latourette (47 FG, 111 PAT)	1995-98
7.	247	Alex Tejada (37 FG, 136 PAT)	2007-10
8.	220	Ish Ordonez (44 FG, 88 PAT)	1978-80
9.	214	Connor Limpert (41 FG, 91 PAT)	2016-19
10.	212	Bill McClard (29 FG, 125 PAT)	1969-71



ALEX TEJADA registered two of the three highest-scoring seasons in Razorback history in 2007 and 2009 and was named to Arkansas' all-decade team for the 2000s.

INDIVIDUAL PUNTING RECORDS

PUNTS

GAME

1.	11	Greg Horne at Baylor (445 yards for 40.4 avg.)	1984
	11	Bobby Nix at SMU (506 yards for 46.0 avg.)	1963
3.	10	Toby Baker at Auburn (415 yards for 41.5 avg.)	2016
	10	Toby Baker at Alabama (402 yards for 40.2 avg.)	2015
	10	Richie Butler vs. UNLV (434 yards for 43.4 avg.)	2001
	10	Drew Toole vs. Rice (365 yards for 36.5 avg.)	1972
	10	Lance Alworth vs. Tulsa (301 yards for 30.1 avg.)	1961
	10	Lamar McHan vs. Santa Clara (395 yards for 39.5 avg.)	1951
	10	Lamar McHan vs. Texas (382 yards for 38.2 avg.)	1951
	10	George Cole at Oklahoma St. (390 yards for 39.0 avg.)	1926
	10	Gene Davidson vs. Oklahoma (245 yards for 24.5 avg.)	1915

SEASON

1.	70	Matt Wait (2,935 yards for 41.9 avg.)	1997
2.	69	Richie Butler (2,715 yards for 39.3 avg.)	2002
	69	Matt Wait (2,777 yards for 40.3 avg.)	1996
4.	68	Pete Raether (2,938 yards for 43.2 avg.)	1992
5.	67	Richie Butler (2,848 yards for 42.5 avg.)	2001
6.	65	Richie Butler (2,784 yards for 42.8 avg.)	2000
	65	Pete Raether (2,836 yards for 43.6 avg.)	1991
8.	64	Lamar McHan (2,377 yards for 37.1 avg.)	1951
	64	Aubrey Fowler (2,214 yards for 34.6 avg.)	1946
	64	Kay Eakin (2,448 yards for 38.3 avg.)	1939

CAREER

1.	251	Matt Wait (10,177 yards for 40.5 avg.)	1994-97
2.	231	Richie Butler (9,546 yards for 41.3 avg.)	1999-2002
3.	219	Dylan Breeding (9,387 yards for 42.9 avg.)	2009-12
4.	192	Jacob Skinner (7,554 yards for 39.3 avg.)	2003-06
5.	180	Greg Horne (8,000 yards for 44.4 avg.)	1983-86
6.	179	Reid Bauer (7,519 yards for 42.0 avg.)	2018-22
7.	157	Pete Raether (6,743 yards for 42.9 avg.)	1990-92
8.	145	Lamar McHan (5,504 yards for 38.0 avg.)	1951-53
9.	142	Jeremy Davis (5,842 yards for 41.1 avg.)	2004-08
10.	133	Kay Eakin (5,250 yards for 39.5 avg.)	1937-39

LONGEST PUNTS

1.	86	Steve Cox vs. Texas	1986
2.	83	Pete Raether vs. Louisiana	1991
	83	Harold Cox vs. SMU	1943
4.	81	Lamar McHan vs. Texas	1951
	81	Kay Eakin vs. TCU	1938
6.	80	Allen Meacham vs. Baylor	1988
7.	79	Sam Irwin-Hill vs. South Carolina	2013
	79	Richie Butler vs. Alabama	2002
	79	Jack Robbins vs. TCU	1937
10.	78	Reid Bauer at Auburn	2022
	78	Gerald Nesbitt vs. SMU	1955
	78	Louis Schaufele vs. William & Mary	1948
	78	Louis Schaufele vs. Texas A&M	1948

PUNTING YARDAGE

GAME

1.	506	Bobby Nix at SMU (11 punts)	1965
2.	445	Greg Horne at Baylor (11 punts)	1984
3.	434	Richie Butler vs. UNLV (10 punts)	2001
4.	415	Toby Baker at Auburn (10 punts)	2016
5.	412	Matt Wait vs. South Carolina (9 punts)	1997
6.	402	Toby Baker at Alabama (10 punts)	2015
7.	395	Lamar McHan vs. Santa Clara (10 punts)	1951
8.	390	George Cole vs. Oklahoma St. (10 punts)	1926
9.	389	Richie Butler vs. Alabama (8 punts)	2002
10.	382	Lamar McHan vs. Texas (10 punts)	1951

SEASON

1.	2,938	Pete Raether (68 for 43.2 avg.)	1992
2.	2,935	Matt Wait (70 for 41.9 avg.)	1997
3.	2,848	Richie Butler (67 for 42.5 avg.)	2001
4.	2,836	Pete Raether (65 for 43.6 avg.)	1991
5.	2,797	Steve Little (63 for 44.4 avg.)	1976
6.	2,784	Richie Butler (65 for 42.8 avg.)	2000
7.	2,777	Matt Wait (69 for 40.3 avg.)	1996
8.	2,770	Max Fletcher (59 for 46.9 avg.)	2023
9.	2,715	Richie Butler (69 for 39.3 avg.)	2002
10.	2,532	Toby Baker (57 for 44.4 avg.)	2016

CAREER

1.	10,177	Matt Wait (251 for 40.5 avg.)	1994-97
2.	9,546	Richie Butler (231 for 41.3 avg.)	1999-2002
3.	9,387	Dylan Breeding (219 for 42.9 avg.)	2009-12
4.	8,000	Greg Horne (180 for 44.4 avg.)	1983-86
5.	7,554	Jacob Skinner (192 for 39.3 avg.)	2003-06
6.	7,519	Reid Bauer (179 for 42.0 avg.)	2018-22
7.	6,743	Pete Raether (157 for 42.9 avg.)	1990-92
8.	5,842	Jeremy Davis (142 for 41.1 avg.)	2004-08
9.	5,504	Lamar McHan (145 for 38.0 avg.)	1951-53
10.	5,250	Kay Eakin (133 for 39.5 avg.)	1937-39

PUNTING AVERAGE

GAME (MIN. 2 PUNTS)

1.	70.0	Steve Cox at Texas (2 punts)	1980
2.	59.0	Allen Meacham at Baylor (2 punts)	1988
3.	58.3	Dylan Breeding vs. Tulsa (3 punts)	2012
4.	57.8	Pete Raether at Texas Tech (4 punts)	1991
5.	57.3	Devin Bale vs. Tennessee (3 punts)	2024
6.	57.0	Zach Hocker at Rutgers (3 punts)	2013
7.	56.5	Mike Kirkland at Texas Tech (2 punts)	1972
8.	54.7	Max Fletcher vs. Texas A&M (6 punts)	2023
9.	54.6	Greg Horne at Texas Tech (3 punts)	1983
10.	54.5	Gerald Nesbitt at SMU (2 punts)	1957

SEASON (MIN. 4 PUNTS PER GAME)

1.	47.2	Greg Horne (49 for 2,313 yards)	1986
2.	46.9	Max Fletcher (59 for 2,770 yards)	2023
3.	46.5	Steve Cox (47 for 2,186 yards)	1980
4.	45.6	Dylan Breeding (53 for 2,416 yards)	2012
5.	45.3	Dylan Breeding (53 for 2,400 yards)	2011
6.	44.4	Toby Baker (57 for 2,532 yards)	2016
	44.4	Steve Little (63 for 2,797 yards)	1976
8.	44.3	Steve Little (48 for 2,127 yards)	1977
9.	43.8	Greg Horne (51 for 2,234 yards)	1984
10.	43.6	Pete Raether (65 for 2,836 yards)	1991

CAREER (MIN. 85 PUNTS)

1.	45.2	Steve Cox (89 for 4,026 yards)	1979-80
2.	44.4	Greg Horne (180 for 8,000 yards)	1983-86
	44.4	Steve Little (111 for 4,924 yards)	1974-77
4.	43.2	Max Fletcher (97 for 4,194 yards)	2022-23
5.	43.0	Toby Baker (101 for 4,340 yards)	2014-16
6.	42.9	Dylan Breeding (219 for 9,387 yards)	2009-12
	42.9	Pete Raether (157 for 6,743 yards)	1990-92
8.	42.0	Reid Bauer (179 for 7,519 yards)	2018-22
	42.0	Sam Irwin-Hill (104 for 4,364 yards)	2013-14
10.	41.7	Brad Taylor (99 for 4,131 yards)	1981-83



DYLAN BREEDING was a two-time All-SEC punter for the Razorbacks and ranks in the top five in career punting yardage.



INDIVIDUAL RETURN RECORDS

PUNT RETURNS

GAME

1.	9	Ken Hatfield vs. Rice (89 yards)	1964
2.	8	Bobby Joe Edmonds at Ole Miss (53 yards)	1985
	8	Gary Anderson at Texas Tech (130 yards)	1979
4.	7	Jack Morris vs. North Texas (146 yards)	1971
	7	Gary Adams at TCU (59 yards)	1968
	7	Gary Adams vs. TCU (91 yards)	1967
	7	Gary Adams vs. Oklahoma St. (33 yards)	1967
	7	Lance Alworth vs. Tulsa (136 yards)	1961

SEASON

1.	40	Bobby Joe Edmonds (466 yards)	1985
2.	36	Orlando Watters (290 yards)	1992
	36	Vaughn Lusby (294 yards)	1977
4.	34	Gary Anderson (286 yards)	1979
5.	31	Ken Hatfield (518 yards)	1964
6.	29	Gary Anderson (222 yards)	1982
	29	Gary Anderson (252 yards)	1981
	29	Vaughn Lusby (161 yards)	1976
9.	28	DeCori Birmingham (342 yards)	2002
	28	Orlando Watters (157 yards)	1993
	28	Gary Adams (290 yards)	1967
	28	Lance Alworth (336 yards)	1961

CAREER

1.	115	Gary Anderson (1,004 yards)	1979-82
2.	93	Bobby Joe Edmonds (959 yards)	1982-85
3.	86	Vaughn Lusby (625 yards)	1974, 1976-78
4.	78	Tim Horton (657 yards)	1986-89
5.	72	Ken Hatfield (1,153 yards)	1962-64
6.	64	Orlando Watters (447 yards)	1991-93
7.	53	Marvin Jackson (594 yards)	2001, 2003
8.	52	DeCori Birmingham (546 yards)	2001-04
9.	51	Lance Alworth (690 yards)	1959-61
10.	49	Gary Adams (505 yards)	1966-68

PUNT RETURN YARDAGE

GAME

1.	174	Joe Adams vs. Missouri St. (6 returns)	2011
2.	146	Jack Morris vs. North Texas (7 returns)	1971
3.	136	Lance Alworth vs. Tulsa (7 returns)	1961
4.	134	Terry Stewart vs. Wichita St. (4 returns)	1969
5.	130	Gary Anderson at Texas Tech (8 returns)	1979
6.	120	Joe Adams vs. Ole Miss (3 returns)	2010
7.	114	Nathan Parodi vs. Ark.-Pine Bluff (4 returns)	2021
8.	105	Bryce Stephens vs. Missouri St. (3 returns)	2022
9.	104	Marvin Jackson at Kentucky (4 returns)	2003
	104	Orlando Watters at South Carolina (5 returns)	1992

SEASON

1.	518	Ken Hatfield (31 returns)	1964
2.	466	Bobby Joe Edmonds (40 returns)	1985
3.	395	Aubrey Fowler (23 returns)	1947
4.	375	Martine Bercher (24 returns)	1966
5.	350	Ken Hatfield (21 returns)	1963
6.	342	DeCori Birmingham (28 returns)	2002
7.	336	Lance Alworth (28 returns)	1961
8.	329	Marvin Jackson (26 returns)	2003
9.	321	Joe Adams (19 returns)	2011
10.	307	Lance Alworth (18 returns)	1960

CAREER

1.	1,153	Ken Hatfield (72 returns)	1962-64
2.	1,004	Gary Anderson (115 returns)	1979-82
3.	959	Bobby Joe Edmonds (93 returns)	1982-85
4.	690	Lance Alworth (51 returns)	1959-61
5.	657	Tim Horton (78 returns)	1986-89
6.	642	Aubrey Fowler (45 returns)	1946-47
7.	625	Vaughn Lusby (86 returns)	1974, 1976-78
8.	594	Marvin Jackson (53 returns)	2001, 2003
	594	Johnny Cole (39 returns)	1950-52
10.	570	Joe Adams (36 returns)	2008-11

PUNT RETURN AVERAGE

SEASON (MIN. 15 RETURNS)

1.	18.31	Johnny Cole (16 for 293 yards)	1950
2.	17.17	Aubrey Fowler (23 for 395 yards)	1947
3.	17.06	Lance Alworth (18 for 307 yards)	1960
4.	16.89	Joe Adams (19 for 321 yards)	2011
5.	16.71	Ken Hatfield (31 for 518 yards)	1964
6.	16.67	Ken Hatfield (21 for 350 yards)	1963
7.	15.63	Martine Bercher (24 for 375 yards)	1966
8.	15.56	Joe Adams (16 for 249 yards)	2010
9.	15.53	Johnny Cole (15 for 233 yards)	1951
10.	14.32	Michael James (19 for 272 yards)	1991

CAREER (MIN. 25 RETURNS)

1.	16.01	Ken Hatfield (72 for 1,153 yards)	1962-64
2.	15.83	Joe Adams (36 for 570 yards)	2008-11
3.	15.63	Johnny Cole (38 for 594 yards)	1950-52
4.	15.32	Martine Bercher (25 for 383 yards)	1965-66
5.	14.27	Aubrey Fowler (45 for 642 yards)	1946-47
6.	13.53	Lance Alworth (51 for 690 yards)	1959-61
7.	12.92	Dean Pryor (25 for 323 yards)	1950-52
8.	11.21	Marvin Jackson (53 for 594 yards)	2001, 2003
9.	10.50	DeCori Birmingham (52 for 546 yards)	2001-04
10.	10.31	Bobby Joe Edmonds (93 for 959 yards)	1982-85
	10.31	Gary Adams (49 for 505 yards)	1966-68

KICKOFF RETURNS

GAME

1.	8	Cobi Hamilton at Auburn (142 yards)	2010
2.	7	Deon Stewart vs. LSU (117 yards)	2016
	7	D'Arthur Cowan at Mississippi St. (108 yards)	2012
	7	Fred Talley vs. Boise St. (135 yards)	2000
5.	6	Dennis Johnson vs. LSU (103 yards)	2008
	6	Dennis Johnson at Texas (150 yards)	2008
	6	Dennis Johnson vs. Alabama (142 yards)	2008
	6	DeCori Birmingham vs. Alabama (197 yards)	2002
	6	Steven Harris vs. Ole Miss (124 yards)	2000
	6	Rod Stinson vs. Tennessee (109 yards)	1999
	6	Donnie Centers at Baylor (145 yards)	1986
	6	Carl Miller at SMU (111 yards)	1984

SEASON

1.	41	Dennis Johnson (905 yards)	2008
2.	40	Dennis Johnson (1,031 yards)	2009
3.	29	De'Vion Warren (765 yards)	2017
4.	28	DeCori Birmingham (638 yards)	2002
5.	25	Cedric Washington (497 yards)	2003
6.	23	Isaiah Sategna (500 yards)	2023
	23	Lance Ray (518 yards)	2010
	23	Felix Jones (554 yards)	2006
	23	Barry Foster (445 yards)	1988
10.	22	Felix Jones (652 yards)	2007
	22	Jon Richardson (501 yards)	1972

CAREER

1.	119	Dennis Johnson (2,784 yards)	2008-12
2.	65	De'Vion Warren (1,610 yards)	2017-21
3.	62	Felix Jones (1,749 yards)	2005-07
4.	61	DeCori Birmingham (1,321 yards)	2001-04
5.	55	Derek Holloway (1,209 yards)	1979-82
6.	51	Barry Foster (1,008 yards)	1987-89
7.	43	Carl Miller (1,016 yards)	1983-85
8.	38	Darren McFadden (926 yards)	2005-07
9.	36	Cedric Washington (701 yards)	2003-06
10.	35	Jon Richardson (780 yards)	1970-72

KICKOFF RETURN YARDAGE

GAME

1.	197	DeCori Birmingham vs. Alabama (6 returns)	2002
2.	152	Derek Holloway at Houston (4 returns)	1980
3.	150	Dennis Johnson at Texas (6 returns)	2008
4.	147	Felix Jones at Southern California (4 returns)	2005
5.	146	Carl Miller vs. Baylor (3 returns)	1983
6.	145	Dennis Johnson vs. Auburn (3 returns)	2009
	145	Donnie Centers at Baylor (6 returns)	1986
8.	144	Felix Jones vs. Troy (3 returns)	2007
9.	142	Cobi Hamilton at Auburn (8 returns)	2010
10.	142	Dennis Johnson vs. Alabama (6 returns)	2008

SEASON

1.	1,031	Dennis Johnson (40 returns)	2009
2.	905	Dennis Johnson (41 returns)	2008
3.	765	De'Vion Warren (29 returns)	2017
4.	652	Felix Jones (22 returns)	2007
5.	638	DeCori Birmingham (28 returns)	2002
6.	554	Felix Jones (23 returns)	2006
7.	543	Felix Jones (17 returns)	2005
8.	518	Lance Ray (23 returns)	2010
9.	501	Jon Richardson (22 returns)	1972
10.	500	Isaiah Sategna (23 returns)	2023

CAREER

1.	2,784	Dennis Johnson (119 returns)	2008-12
2.	1,749	Felix Jones (62 returns)	2005-07
3.	1,610	De'Vion Warren (65 returns)	2017-21
4.	1,321	DeCori Birmingham (61 returns)	2001-04
5.	1,209	Derek Holloway (55 returns)	1979-82
6.	1,016	Carl Miller (43 returns)	1982-85
7.	1,008	Barry Foster (51 returns)	1987-89
8.	926	Darren McFadden (38 returns)	2005-07
9.	780	Jon Richardson (35 returns)	1970-72
10.	776	Ron Dickerson (31 returns)	1989-92

KICKOFF RETURN AVERAGE

SEASON (MIN. 13 RETURNS)

1.	31.94	Felix Jones (17 for 543 yards)	2005
2.	29.64	Felix Jones (22 for 652 yards)	2007
3.	28.50	De'Vion Warren (14 for 399 yards)	2018
4.	26.38	De'Vion Warren (29 for 765 yards)	2017
5.	25.78	Dennis Johnson (40 for 1,031 yards)	2009
6.	25.61	Dennis Johnson (18 for 461 yards)	2011
7.	25.57	Marquel Wade (14 for 358 yards)	2011
8.	25.31	Jack Brasuell (13 for 329 yards)	1963
9.	24.85	Ron Dickerson (20 for 497 yards)	1992
10.	24.09	Felix Jones (23 for 554 yards)	2006

CAREER (MIN. 20 RETURNS)

1.	28.21	Felix Jones (62 for 1,749 yards)	2005-07
2.	26.14	Dickey Morton (22 for 575 yards)	1971-73
3.	25.03	Ron Dickerson (31 for 776 yards)	1989-92
4.	24.77	De'Vion Warren (59 returns for 1,490 yards)	2017-21
5.	24.80	Korliss Marshall (28 for 693 yards)	2013-14
6.	24.40	Darren McFadden (38 for 926 yards)	2005-07
7.	23.87	Lance Alworth (31 for 740 yards)	1959-61
8.	23.63	Carl Miller (43 for 1,016 yards)	1983-85
9.	23.39	Dennis Johnson (119 for 2,784 yards)	2008-12
10.	22.48	David Dickey (21 for 472 yards)	1966-68

INDIVIDUAL RETURN RECORDS

TOTAL RETURNS

GAME

1.	9	Bobby Joe Edmonds at Ole Miss (8 PR, 1 KR)	1985
	9	Ken Hatfield vs. Rice (9 PR, 0 KR)	1964
3.	8	Cobi Hamilton at Auburn (0 PR, 8 KR)	2010
	8	DeCori Birmingham vs. Alabama (2 PR, 6 KR)	2002
	8	Gary Anderson at Texas Tech (8 PR, 0 KR)	1979
6.	7	12 times (Most recent: Deon Stewart vs. LSU)	2016

SEASON

1.	56	DeCori Birmingham (28 PR, 28 KR)	2002
2.	50	Gary Anderson (34 PR, 16 KR)	1979
3.	46	Orlando Watters (28 PR, 18 KR)	1993
4.	43	Ken Hatfield (31 PR, 12 KR)	1964
5.	41	Dennis Johnson (0 PR, 41 KR)	2008
	41	Bobby Joe Edmonds (40 PR, 1 KR)	1985
	41	Lance Alworth (28 PR, 13 KR)	1961
8.	40	Dennis Johnson (0 PR, 40 KR)	2009
9.	37	Orlando Watters (36 PR, 1 KR)	1992
10.	36	Vaughn Lusby (36 PR, 0 KR)	1977

CAREER

1.	137	Gary Anderson (115 PR, 22 KR)	1979-82
2.	119	Dennis Johnson (0 PR, 119 KR)	2008-12
3.	113	DeCori Birmingham (52 PR, 61 KR)	2001-04
4.	96	Bobby Joe Edmonds (93 PR, 3 KR)	1982-85
5.	91	Vaughn Lusby (86 PR, 5 KR)	1974, 1976-78
	91	Ken Hatfield (72 PR, 19 KR)	1962-64
7.	83	Orlando Watters (64 PR, 19 KR)	1991-92
8.	82	Lance Alworth (51 PR, 31 KR)	1959-61
9.	80	Tim Horton (78 PR, 2 KR)	1986-89
10.	65	De'Vion Warren (0 PR, 65 KR)	2017-21

TOTAL RETURN YARDAGE

GAME

1.	219	DeCori Birmingham vs. Alabama (8 returns)	2002
2.	174	Joe Adams vs. Missouri St. (6 returns)	2011
3.	169	Isaiah Sategna vs. BYU (6 returns)	2023
4.	152	Derek Holloway vs. Houston (4 returns)	1980
5.	150	Dennis Johnson at Texas (6 returns)	2008
6.	147	Felix Jones vs. Southern California (4 returns)	2005
7.	146	Carl Miller vs. Baylor (3 returns)	1983
	146	Jack Morris vs. North Texas (7 returns)	1971
9.	145	Dennis Johnson vs. Auburn (3 returns)	2009
	145	Donnie Centers vs. Baylor (6 returns)	1986

SEASON

1.	1,031	Dennis Johnson (40/1,031 KR)	2009
2.	980	DeCori Birmingham (28/342 PR, 28/638 KR)	2002
3.	905	Dennis Johnson (41/905 KR)	2008
4.	771	Ken Hatfield (31/518 PR, 12/253 KR)	1964
5.	765	De'Vion Warren (29/765 KR)	2017
6.	680	Isaiah Sategna (15/180 PR, 23/500 KR)	2023
7.	652	Felix Jones (22/652 KR)	2007
8.	636	Lance Alworth (28/336 PR, 13/300 KR)	1961
9.	635	Lance Alworth (18/307 PR, 14/328 KR)	1960
10.	629	Gary Anderson (34/286 PR, 16/343 KR)	1979

CAREER

1.	2,784	Dennis Johnson (119/2,784 KR)	2008-12
2.	1,867	DeCori Birmingham (52/546 PR, 61/1,321 KR)	2001-04
3.	1,760	Felix Jones (1/11 PR, 62/1,749 KR)	2005-07
4.	1,604	Ken Hatfield (72/1,153 PR, 19/451 KR)	1962-64
5.	1,461	Gary Anderson (115/1,004 PR, 22/457 KR)	1979-82
6.	1,430	Lance Alworth (51/690 PR, 31/740 KR)	1959-61
7.	1,253	Derek Holloway (4/44 PR, 55/1,209 KR)	1979-82
8.	1,020	Bobby Joe Edmonds (93/959 PR, 3/61 KR)	1982-85
9.	1,016	Carl Miller (43/1,016 KR)	1983-85
10.	1,008	Barry Foster (51/1,008 KR)	1987-89



An All-SEC selection in 2012, **DENNIS JOHNSON** holds SEC records in both career kickoff returns (119) and career kickoff return yardage (2,784).

INDIVIDUAL DEFENSE RECORDS

TACKLES

GAME

1.	29	Ronnie Caveness vs. Texas	1963
2.	25	Ronnie Caveness at Texas	1964
3.	24	Cliff Powell vs. Texas	1969
4.	23	Ronnie Caveness vs. Missouri	1963
5.	22	Ken Hamlin vs. Troy	2002
	22	Quinton Caver vs. Alabama	2000
	22	Loyd Phillips vs. Tulsa	1965
8.	21	William Hampton vs. Oklahoma St.	1977
	21	Ronnie Caveness vs. Baylor	1963
10.	20	Bumper Pool at Mississippi St.	2020
	20	Jerry Franklin at Mississippi St.	2010
	20	Tony Bua at Georgia	2001
	20	Jermaine Petty at Ole Miss	2001
	20	LaSalle Harper vs. UCLA	1988

SEASON

1.	174	Wayne Harris (62 UT, 112 AT)	1960
2.	159	Ken Hamlin (97 UT, 62 AT)	2002
3.	155	Ronnie Caveness (87 UT, 68 AT)	1964
4.	154	Cliff Powell (72 UT, 82 AT)	1968
	154	Ronnie Caveness (34 UT, 120 AT)	1963
6.	150	Jermaine Petty (85 UT, 65 AT)	2001
7.	140	Rickey Williams (87 UT, 53 AT)	1987
8.	136	Mick Thomas (74 UT, 62 AT)	1990
9.	134	Cliff Powell (70 UT, 64 AT)	1969
10.	133	Caleb Miller (84 UT, 49 AT)	2003

CAREER

1.	441	Bumper Pool (174 UT, 267 AT)	2018-22
2.	408	Tony Bua (248 UT, 160 AT)	2000-03
3.	382	Jerry Franklin (199 UT, 183 AT)	2008-11
4.	381	Ken Hamlin (221 UT, 160 AT)	2000-02
5.	372	Sam Olajubutu (223 UT, 149 AT)	2003-06
6.	371	De'Jon Harris (198 UT, 173 AT)	2016-19
7.	368	Caleb Miller (232 UT, 136 AT)	2000-03
8.	367	Cliff Powell (172 UT, 195 AT)	1967-69
9.	357	Ronnie Caveness (133 UT, 224 AT)	1962-64
10.	343	Rickey Williams (210 UT, 133 AT)	1984-87

TACKLES FOR LOSS

GAME

1.	5	Jermaine Brooks vs. Auburn	2001
	5	Henry Ford vs. Memphis	1993
	5	Mark Smith at Alabama	1993
	5	Wayne Martin vs. Ole Miss	1988
5.	4.5	Desmond Sims vs. South Carolina	2005
	4.5	Quincy Rhodes vs. Mississippi St.	2025
7.	4	8 times (most recent: Quincy Rhodes vs. Memphis)	2025

SEASON

1.	23	Steven Conley (175 yards)	1995
	23	Henry Ford (116 yards)	1993
3.	20.5	Jamaal Anderson (113 yards)	2006
4.	19	Billy Ray Smith Jr. (128 yards)	1981
	19	Jimmy Walker (125 yards)	1978
6.	18	Wayne Martin (110 yards)	1987
	18	Dan Hampton (62 yards)	1978
8.	17	Ray Lee Johnson (89 yards)	1992
	17	Billy Ray Smith Jr. (86 yards)	1980
10.	16	Junior Soli (53 yards)	1995

CAREER

1.	63	Billy Ray Smith Jr. (343 yards)	1979-82
2.	47.5	Trey Flowers (250 yards)	2011-14
3.	46	Henry Ford (224 yards)	1990-93
4.	37	Wayne Martin (189 yards)	1985-88
	37	Jimmy Walker (216 yards)	1975-78
6.	36	Malcolm Sheppard (124 yards)	2006-09
	36	Caleb Miller (116 yards)	2000-03
	36	Johnnie Meadors (157 yards)	1974-76
9.	35	Steven Conley (251 yards)	1992-95
10.	33	Jeb Huckeba (92 yards)	2001-04

SACKS

GAME

1.	5	Wayne Martin vs. Ole Miss	1988

SEASON

1.	14	Steven Conley	1995
	14	Henry Ford	1993
3.	13.5	Jamaal Anderson (95 yards)	2006
4.	13	Wayne Martin	1988
5.	11	Ray Lee Johnson	1992
6.	10	Jake Bequette (88 yards)	2011
7.	9.5	Drew Sanders (45 yards)	2022
	9.5	Chris Smith (65 yards)	2012
9.	8.5	Chris Smith (71 yards)	2013
	8.5	Antwain Robinson (63 yards)	2006

CAREER

1.	25.5	Wayne Martin	1985-88
2.	25	Henry Ford	1990-93
3.	23.5	Jake Bequette (165 yards)	2008-11
4.	21.5	Chris Smith (157 yards)	2010-13
5.	21	Steven Conley	1992-95
6.	19	Marcus Adair	1993-95
7.	18	Trey Flowers (178 yards)	2011-14
	18	Scott Long	1989-92
9.	17.5	Jamaal Anderson (128 yards)	2004-06
10.	16.5	Deatrich Wise Jr. (122 yards)	2012-16

INTERCEPTIONS

GAME

1.	5	Wear Schoonover at Texas A&M	1929
2.	3	Hudson Clark vs. Ole Miss (18 yards)	2020
	3	Michael Grant vs. Louisiana Monroe (0 yards)	2006
	3	David Hogue vs. SMU (20 yards)	1970
	3	Louis Campbell vs. Tennessee (12 yards)	1971
	3	Billy Moore at SMU (4 yards)	1961
	3	Kay Eakin vs. SMU (0 yards)	1937
8.	2	37 times (most recent: Alfahiym Walcott vs. FIU)	2023

SEASON

1.	10	Jim Rinehart (106 yards, 0 TD)	1949
2.	7	Louis Campbell (86 yards, 1 TD)	1971
	7	Gary Adams (93 yards, 0 TD)	1966
4.	6	Orlando Watters (185 yards, 2 TD)	1993
	6	Patrick Williams (57 yards, 1 TD)	1988
	6	David Hogue (45 yards, 1 TD)	1970
	6	Tommy Trantham (104 yards, 0 TD)	1967
	6	George Walker (90 yards, 0 TD)	1954
9.	5	14 times (most recent: Montaric Brown, 0 yards, 0 TD)	2021

CAREER

1.	14	Steve Atwater (99 yards, 1 TD)	1985-88
2.	13	Gary Adams (113 yards, 0 TD)	1966-68
3.	12	Tramain Thomas (131 yards, 1 TD)	2008-11
	12	Orlando Watters (250 yards, 3 TD)	1991-93
	12	Louis Campbell (114 yards, 1 TD)	1970-72
	12	Tommy Trantham (300 yards, 1 TD)	1965-67
7.	11	Anthoney Cooney (53 yards, 1 TD)	1986-89
8.	10	Charles Washington (36 yards, 0 TD)	1983-86
	10	George Walker (130 yards, 0 TD)	1954-57
	10	Jim Rinehart (106 yards, 0 TD)	1949-51
	10	Louis Schaufele (183 yards, 0 TD)	1948-50

INTERCEPTION RETURN YARDAGE

GAME

1.	129	Chris Houston at Mississippi St. (2 int.)	2006
2.	100	Rohan Gaines vs. Ole Miss (1 int.)	2014
	100	Jerell Norton vs. North Texas (1 int.)	2007
4.	99	Orlando Watters at LSU (1 int.)	1993
5.	98	James Skillern vs. Hendrix (1 int.)	1915
6.	96	Wear Schoonover vs. Centenary (1 int.)	1929
7.	94	Jimmy Fryer at Texas A&M (1 int.)	1970
8.	93	Danny Walters at Houston (1 int.)	1982
9.	92	Floyd Hogan vs. Southern California (2 int.)	1974
	92	Stu Berryhill vs. Wichita St. (1 int.)	1966

SEASON

1.	185	Orlando Watters (6 int.)	1993
2.	174	Jerell Norton (5 int.)	2007
3.	158	Tommy Trantham (4 int.)	1965
4.	129	Chris Houston (3 int.)	2006
5.	106	Jim Rinehart (10 int.)	1949
6.	104	Jerry Moore (5 int.)	1968
	104	Tommy Trantham (6 int.)	1967
8.	100	Rohan Gaines (1 int.)	2014
9.	98	Danny Walters (4 int.)	1981
	98	James Skillern (1 int.)	1915

CAREER

1.	300	Tommy Trantham (12 int.)	1965-67
2.	250	Orlando Watters (12 int.)	1991-93
3.	194	Henre' Toliver (8 int.)	2014-17
4.	191	Danny Walters (7 int.)	1981-82
5.	187	Kenoy Kennedy (5 int.)	1996-99
6.	174	Jerell Norton (5 int.)	2006-09
7.	155	Greg Lasker (9 int.)	1982-85
8.	138	Brooks Ellis (4 int.)	2013-16
9.	131	Tramain Thomas (12 int.)	2008-11
10.	129	Chris Houston (3 int.)	2004-06



BUMPER POOL became Arkansas' all-time leading tackler in 2022 with 441 stops in his career. He joined Tony Bua as the only Razorbacks in history to surpass 400 tackles in their careers.

LONGEST PLAY TOUCHDOWNS

RUSHING

1.	99	Broderick Green vs. Eastern Michigan	2009
2.	92	Joe Adams vs. Auburn	2011
3.	90	Jonathan Williams vs. Nicholls	2014
	90	Billy Moore vs. Tulsa	1962
5.	89	Ben Cowins vs. Houston	1976
6.	88	T.J. Hammonds vs. Coastal Carolina	2017
7.	86	Rakeem Boyd vs. Western Kentucky	2019
	86	Ralph LaForge vs. Baylor	1932
9.	85	Felix Jones vs. Southeast Missouri St.	2006
	85	Aubrey Fowler vs. SMU	1946

PASSING

1.	94	Taylen Green to Dazmin James vs. Texas Tech	2024
2.	92	Matt Jones to Richard Smith at Tennessee	2002
3.	91	KJ Jefferson to Treylon Burks vs. Georgia Southern	2021
4.	89	Ryan Mallett to Jarius Wright at Mississippi St.	2010
5.	87	Nathan Dick to Lucas Miller at Mississippi St.	2008
	87	Clint Stoerner to Anthony Lucas vs. SMU	1998
	87	Jimmy Williams to Derek Russell vs. TCU	1988
8.	85	KJ Jefferson to Treylon Burks vs. Texas A&M	2021
	85	Ryan Mallett to Cobi Hamilton vs. LSU	2010
	85	Ryan Mallett to Joe Adams vs. Tennessee Tech	2010

PUNT RETURNS

1.	97	Joe Adams vs. Ole Miss	2010
2.	95	Ken Hatfield vs. Tulsa	1963
3.	90	Terry Stewart vs. Wichita St.	1969
4.	88	Isaiah Sategna vs. BYU	2023
5.	87	Orlando Watters vs. South Carolina	1992
6.	82	Bryce Stephens vs. Missouri St.	2022
7.	81	Ken Hatfield vs. Texas	1964
8.	80	Nathan Parodi vs. Ark.-Pine Bluff	2021
	80	Gary Anderson vs. Tulane	1980
	80	Ken Hatfield vs. Texas Tech	1963

KICKOFF RETURNS

1.	100	De'Vion Warren vs. Auburn	2017
	100	Felix Jones vs. Ole Miss	2006
	100	Felix Jones vs. Mississippi St.	2005
	100	Madre Hill vs. LSU	1994
	100	Carl Miller vs. Baylor	1983
	100	Jim Mooty vs. Hardin-Simmons	1958
	100	Billy Kyser vs. Hardin-Simmons	1958
	100	Boyd Cypert vs. Missouri School of Mines	1911
	100	Boyd Cypert vs. Drury	1911
10.	99	Oscar Malone vs. Memphis	1992

INTERCEPTION RETURNS

1.	100	Rohan Gaines vs. Ole Miss	2014
	100	Jerell Norton vs. North Texas	2007
3.	99	Orlando Watters vs. LSU	1993
4.	98	James Skillern vs. Hendrix	1915
5.	96	Wear Schoonover vs. Centenary	1929
6.	94	Jimmy Fryer vs. Texas A&M	1970
7.	93	Danny Walters vs. Houston	1982
8.	92	Stu Berryhill vs. Wichita St.	1966
9.	91	Herman Bagby vs. Oklahoma St.	1923
10.	89	Kani Walker vs. Auburn	2025

BLOCKED FG RETURNS

1.	76	Pierre Brown vs. Mississippi St.	2004



JOE ADAMS scored a touchdown on one of Arkansas' 10 longest pass, rush and punt return plays. His 97-yard punt return touchdown against Ole Miss in 2010 is the longest punt return in Razorback history.

INDIVIDUAL YEARLY LEADERS

RUSHING

YEAR	PLAYER	ATT	YDS	AVG	TD
2025	Mike Washington, Sr.	167	1,070	6.4	8
2024	Ja'Quinden Jackson, Sr.	149	790	5.3	15
2023	KJ Jefferson, Sr.	161	447	2.8	2
2022	Raheim Sanders, So.	222	1,443	6.5	10
2021	KJ Jefferson, So.	146	664	4.5	6
2020	Trelon Smith, Jr.	134	710	5.3	5
2019	Rakeem Boyd, Jr.	184	1,133	6.2	8
2018	Rakeem Boyd, So.	123	734	6.0	2
2017	David Williams, Sr.	117	656	5.6	8
2016	Rawleigh Williams III, So.	245	1,360	5.6	12
2015	Alex Collins, Jr.	271	1,577	5.6	20
2014	Jonathan Williams, Jr.	211	1,190	5.6	12
2013	Alex Collins, Fr.	190	1,026	5.4	4
2012	Dennis Johnson, Sr.	137	757	5.5	8
2011	Dennis Johnson, Jr.	106	670	6.3	3
2010	Knile Davis, So.	204	1,322	6.5	13
2009	Broderick Green, So.	104	442	4.2	11
2008	Michael Smith, Jr.	207	1,072	5.2	8
2007	Darren McFadden, Jr.	325	1,830	5.6	16
2006	Darren McFadden, So.	284	1,647	5.8	14
2005	Darren McFadden, Fr.	176	1,113	6.3	11
2004	Matt Jones, Sr.	83	622	7.5	6
2003	Cedric Cobbs, Sr.	227	1,320	5.8	10
2002	Fred Talley, Sr.	197	1,119	5.7	2
2001	Fred Talley, Jr.	164	774	4.7	4
2000	Fred Talley, So.	137	768	5.6	5
1999	Cedric Cobbs, Fr.	116	668	5.8	3
1998	Chrys Chukwuma, Jr.	149	870	5.8	8
1997	Rod Stinson, Fr.	111	413	3.7	2
1996	Oscar Malone, Sr.	197	814	4.1	4
1995	Madre Hill, So.	307	1,387	4.5	15
1994	Oscar Malone, Jr.	99	597	6.0	3
1993	Oscar Malone, So.	89	555	6.2	5
1992	E.D. Jackson, Sr.	118	466	4.0	2
1991	E.D. Jackson, Jr.	143	641	4.5	1
1990	E.D. Jackson, So.	155	596	3.8	3
1989	James Rouse, Sr.	163	895	5.3	7
1988	Barry Foster, So.	132	660	5.0	8
1987	James Rouse, Jr.	182	1,004	5.5	17
1986	Greg Thomas, Jr.	141	461	3.3	8
1985	James Rouse, Fr.	99	550	5.6	8
1984	Marshall Foreman, So.	183	804	4.4	7
1983	Derek Thomas, Fr.	117	432	3.7	4
1982	Daryl Bowles, Sr.	155	619	4.0	2
1981	Gary Anderson, Jr.	121	616	5.1	1
1980	James Tolbert, Jr.	140	571	4.1	3
1979	Roland Sales, Sr.	138	625	4.6	3
1978	Ben Cowins, Sr.	188	1,006	5.4	6
1977	Ben Cowins, Jr.	220	1,192	5.4	14
1976	Ben Cowins, So.	183	1,162	6.3	7
1975	Ike Forte, Sr.	174	983	5.6	10
1974	Ike Forte, Jr.	187	974	5.3	9
1973	Dickey Morton, Sr.	226	1,298	5.7	5
1972	Dickey Morton, Jr.	242	1,188	4.9	6
1971	Dickey Morton, So.	127	831	6.5	5
1970	Bill Burnett, Sr.	110	445	4.1	12
1969	Bill Burnett, Jr.	209	900	4.3	19
1968	Bill Burnett, So.	207	859	4.1	15
1967	Russell Cody, So.	95	383	4.0	1
1966	David Dickey, So.	115	447	3.9	8
1965	Bobby Burnett, Sr.	232	947	4.1	16
1964	Jack Brasuell, Jr.	173	542	3.1	3
1963	Jim Lindsey, So.	130	444	3.4	2
1962	Billy Moore, Sr.	131	585	4.5	14
1961	Lance Alworth, Sr.	110	516	4.7	5
1960	Lance Alworth, Jr.	106	375	3.5	3
1959	Jim Mooty, Sr.	93	519	5.6	5
1958	Jim Mooty, Jr.	71	395	5.6	4
1957	Gerald Nesbitt, Jr.	145	624	4.3	7
1956	Gerald Nesbitt, So.	129	663	5.1	7
1955	Henry Moore, Sr.	134	701	5.2	3
1954	Henry Moore, Jr.	153	670	4.4	8
1953	Lamar McHan, Sr.	143	409	2.9	4
1952	Buddy Sutton, Sr.	100	448	4.5	3
1951	Lamar McHan, So.	127	433	3.4	4
1950	Buddy Rogers, Sr.	118	476	4.0	3
1949	Geno Mazzanti, Sr.	123	757	6.2	3
1948	Clyde Scott	95	670	7.1	6
1947	Clyde Scott	152	659	4.3	6
1946	Ken Holland	112	397	3.5	2
1945	John Hoffman	139	587	4.3	3

PASSING

YEAR	PLAYER	COMP	ATT	PCT	TD	INT	YDS
2025	Taylen Green, Sr.	198	326	.607	19	11	2,714
2024	Taylen Green, Jr.	230	381	.604	15	9	3,154
2023	KJ Jefferson, Sr.	190	296	.642	19	8	2,107
2022	KJ Jefferson, Jr.	204	300	.680	24	5	2,636
2021	KJ Jefferson, So.	198	294	.673	21	4	2,676
2020	Feleipe Franks, Sr.	163	238	.685	17	4	2,107
2019	Nick Starkel, Jr.	96	179	.536	7	10	1,152
2018	Ty Storey, Jr.	143	250	.572	11	10	1,584
2017	Austin Allen, Sr.	105	187	.561	10	5	1,427
2016	Austin Allen, Jr.	245	401	.611	25	15	3,430
2015	Brandon Allen, Sr.	244	370	.659	30	8	3,440
2014	Brandon Allen, Jr.	190	339	.560	20	5	2,285
2013	Brandon Allen, So.	128	258	.496	13	10	1,552
2012	Tyler Wilson, Sr.	249	401	.621	21	13	3,387
2011	Tyler Wilson, Jr.	277	438	.632	24	6	3,638
2010	Ryan Mallett, Jr.	266	411	.647	32	12	3,869
2009	Ryan Mallett, So.	225	403	.558	30	7	3,624
2008	Casey Dick, Sr.	205	357	.574	13	14	2,586
2007	Casey Dick, Jr.	150	262	.573	18	10	1,695
2006	Casey Dick, So.	65	132	.492	9	6	991
2005	Robert Johnson, So.	89	158	.563	5	6	876
2004	Matt Jones, Sr.	151	264	.572	15	12	2,073
2003	Matt Jones, Jr.	132	230	.574	18	8	1,917
2002	Matt Jones, So.	122	234	.521	16	8	1,592
2001	Zak Clark, So.	88	179	.492	6	4	1,000
2000	Robby Hampton, So.	145	261	.556	3	8	1,548
1999	Clint Stoerner, Sr.	177	317	.558	19	10	2,293
1998	Clint Stoerner, Jr.	167	312	.535	26	8	2,629
1997	Clint Stoerner, So.	173	357	.485	12	13	2,347
1996	Pete Burks, So.	115	224	.513	6	9	1,390
1995	Barry Lunney Jr., Sr.	180	292	.616	12	10	2,181
1994	Barry Lunney Jr., Jr.	101	183	.552	11	6	1,345
1993	Barry Lunney Jr., So.	104	202	.515	6	7	1,241
1992	Barry Lunney Jr., Fr.	91	189	.482	4	5	1,015
1991	Jason Allen, Fr.	48	102	.471	6	6	603
1990	Quinn Grovey, Sr.	120	235	.511	18	10	1,886
1989	Quinn Grovey, Jr.	72	132	.550	5	9	1,149
1988	Quinn Grovey, So.	62	98	.633	4	3	966
1987	Quinn Grovey, Fr.	38	62	.613	2	4	495
1986	Greg Thomas, Jr.	67	109	.615	6	1	1,032
1985	Mark Calcagni, Sr.	27	47	.574	3	2	561
1984	Brad Taylor, Sr.	82	147	.558	7	11	1,166
1983	Brad Taylor, Jr.	139	257	.541	9	8	1,837
1982	Brad Taylor, So.	59	141	.418	6	9	1,073
1981	Brad Taylor, Fr.	53	99	.535	1	4	726
1980	Tom Jones, So.	93	166	.560	6	8	1,161
1979	Kevin Scanlon, Sr.	92	139	.662	9	6	1,212
1978	Ron Calcagni, Sr.	62	103	.602	4	5	807
1977	Ron Calcagni, Jr.	73	137	.533	10	7	1,147
1976	Ron Calcagni, So.	17	57	.300	2	4	366
1975	Scott Bull, Sr.	33	71	.465	3	6	570
1974	Scott Bull, Jr.	14	32	.438	3	1	238
1973	Mike Kirkland, So.	75	151	.497	3	13	990
1972	Joe Ferguson, Sr.	119	254	.469	9	15	1,484
1971	Joe Ferguson, Jr.	160	271	.590	11	12	2,203
1970	Bill Montgomery, Sr.	110	195	.564	10	9	1,662
1969	Bill Montgomery, Jr.	93	173	.538	9	7	1,333
1968	Bill Montgomery, So.	134	234	.573	10	8	1,595
1967	Ronny South, Sr.	84	142	.592	11	8	1,159
1966	Jon Brittenum, Sr.	76	143	.531	7	7	1,103
1965	Jon Brittenum, Jr.	75	149	.503	8	7	1,103
1964	Fred Marshall, Sr.	50	94	.532	4	8	656
1963	Bill Gray, Jr.	34	79	.430	4	5	483
1962	Billy Moore, Sr.	51	91	.560	5	2	673
1961	George McKinney, Sr.	32	68	.471	6	5	426
1960	George McKinney, Jr.	39	90	.433	9	6	728
1959	James Monroe, Sr.	19	30	.633	3	3	202
1958	James Monroe, Jr.	41	96	.427	3	8	512
1957	George Walker, Sr.	35	63	.556	4	4	587
1956	Don Christian, So.	18	53	.340	2	0	260
1955	George Walker, Jr.	22	47	.468	2	3	347
1954	George Walker, So.	45	85	.529	4	9	603
1953	Lamar McHan, Sr.	78	150	.520	8	11	1,107
1952	Lamar McHan, Jr.	55	136	.404	5	17	743
1951	Lamar McHan, So.	53	135	.393	6	14	724
1950	Jim Rinehart, Jr.	59	139	.424	3	15	756
1949	Don Logue, So.	31	79	.392	6	8	374
1948	Gordon Long	32	56	.571	4	4	449
1947	Ken Holland	25	46	.543	5	-	360
1946	Aubrey Fowler	18	40	.450	-	-	320
1945	Bud Canada	24	69	.348	2	3	272
1939	Kay Eakin	78	193	.404	5	18	962
1938	Kay Eakin	34	111	.306	3	4	467
1937	Jack Robbins	49	130	.377	8	18	554
1936	Jack Robbins	49	107	.458	4	7	583
1935	Jack Robbins	95	152	.625	7	7	1,219

RECEIVING

YEAR	PLAYER	REC	YDS	TD
2025	O'Mega Blake, Sr.	58	769	5
2024	Andrew Armstrong, *Sr.	78	1,140	1
2023	Andrew Armstrong, Sr.	56	764	5
2022	Jadon Haselwood, Jr.	59	702	3
2021	Treylon Burks, Jr.	66	1,104	11
2020	Treylon Burks, So.	51	820	7
2019	Mike Woods, So.	33	423	4
	Cheyenne O'Grady, Sr.	33	372	3
2018	La'Michael Pettway, Jr.	30	499	4
	Cheyenne O'Grady, Jr.	30	400	6
2017	Jonathan Nance, Jr.	37	539	5
2016	Drew Morgan, Sr.	65	739	3
2015	Drew Morgan, Jr.	63	843	10
2014	Keon Hatcher, Jr.	43	558	6
2013	Javontee Herndon, Sr.	31	437	4
2012	Cobi Hamilton, Sr.	90	1,335	5
2011	Jarius Wright, Sr.	66	1,117	12
2010	D.J. Williams, Sr.	54	627	4
	Joe Adams, Jr.	50	813	6
2009	Greg Childs, So.	48	894	7
2008	D.J. Williams, So.	61	723	3
2007	Peyton Hillis, Sr.	49	537	5
2006	Marcus Monk, Jr.	50	962	11
2005	Peyton Hillis, So.	38	402	4
	Marcus Monk, So.	35	476	7
2004	Steven Harris, Sr.	37	617	4
	Marcus Monk, Fr.	37	569	6
2003	George Wilson, Jr.	50	900	6



ALEX COLLINS' program-record 20 rushing touchdowns in 2015 also tied Bill Burnett's scoring record of 120 points set in 1969.



INDIVIDUAL YEARLY LEADERS

2002	George Wilson, So.	49	626	7
2001	George Wilson, Fr.	40	568	3
2000	Boo Williams, Sr.	52	739	7
1999	Anthony Lucas, Sr.	37	822	5
1998	Michael Williams, Jr.	44	560	5
	Anthony Lucas, Jr.	43	1,004	10
1997	Anthony Eubanks, Sr.	51	870	5
1996	Anthony Eubanks, Jr.	51	809	5
1995	Anthony Eubanks, So.	43	596	4
1994	J.J. Meadors, Jr.	43	613	5
1993	J.J. Meadors, So.	28	429	3
1992	Kirk Botkin, Jr.	33	257	0
	Ron Dickerson, Sr.	32	437	4
1991	Ron Dickerson, Jr.	25	372	3
1990	Derek Russell, Fr.	43	897	8
1989	Tim Horton, Sr.	23	454	0
1988	Tim Horton, Jr.	16	319	1
	Derek Russell, Fr.	15	396	1
1987	Derek Russell, Fr.	16	297	3
1986	James Shibest, Sr.	22	473	0
1985	James Shibest, Jr.	20	446	2
1984	James Shibest, So.	51	907	7
1983	Mark Mistler, Sr.	33	401	2
1982	Gary Anderson, Sr.	26	486	4
	Derek Holloway, Sr.	21	529	2
1981	Gary Anderson, Jr.	26	263	3
	Darryl Mason, Sr.	23	285	3
1980	Gary Anderson, So.	23	153	0
	Bobby Duckworth, Sr.	20	461	2
1979	Gary Stiggers, Jr.	23	221	1
	Robert Farrell, Sr.	21	401	1
1978	Robert Farrell, Jr.	13	229	4
	Jerry Eckwood, Sr.	13	99	0
1977	Donny Bobo, So.	22	454	5
1976	Charles Clay, So.	7	174	1
1975	Freddie Douglas, Sr.	13	232	0
1974	Freddie Douglas, Jr.	15	332	3
1973	Jack Ettinger, Sr.	28	411	1
1972	Mike Reppond, Sr.	36	475	4
1971	Mike Reppond, Jr.	56	986	3
1970	Chuck Dicus, Sr.	38	577	4
1969	Chuck Dicus, Jr.	42	688	4
1968	Max Peacock, Sr.	39	497	2
	Chuck Dicus, So.	38	589	8
1967	Max Peacock, Sr.	30	468	5
1966	Tommy Burnett, Sr.	29	401	2
1965	Bobby Crockett, Sr.	30	487	3
1964	Jim Lindsey, Jr.	24	331	2
1963	Jerry Lamb, Jr.	16	240	2
1962	Jerry Lamb, So.	23	378	4
1961	Lance Alworth, Sr.	18	320	3
1960	Jimmy Collier, Jr.	17	356	3
1959	Steve Butler, Jr.	9	107	2
1958	Charlie Barnes, So.	15	175	2
1957	Billy Kyser, So.	10	179	1
1956	Ronnie Underwood, Jr.	7	154	2
1955	Preston Carpenter, Sr.	11	155	0
1954	Preston Carpenter, Jr.	21	234	2
1953	Floyd Sagely, Sr.	30	542	3
1952	Lewis Carpenter	19	335	2
1951	Pat Summerall, Sr.	24	358	3
1950	Bill Jurney, Jr.	22	335	3
1949	Pat Summerall, So.	17	298	3
1948	Ross Pritchard	17	311	5
1947	Ross Pritchard	15	266	4
1946	Clyde Scott	11	183	0
	Alton Baldwin	10	213	2
1945	John Hoffman	11	196	0
1937	Jim Benton	48	814	7
1936	Jim Benton	35	489	5
1929	Wear Schoonover	33	342	7

SCORING

YEAR	PLAYER	TD	PAT	FG	PTS
2025	Scott Starzyk, Fr.	0	47	14	89
2024	Ja'Quinden Jackson, Sr.	15	0	0	90
2023	Cam Little, Jr.	0	33	20	93
2022	Cam Little, So.	0	50	13	89
2021	Cam Little, Fr.	0	46	20	106
2020	A.J. Reed, Sr.	0	27	7	48
2019	Connor Limpert, Sr.	0	29	14	71
2018	Connor Limpert, Jr.	0	29	19	86
2017	David Williams, Sr.	10	0	0	60
2016	Rawleigh Williams III, So.	13	0	0	78
2015	Alex Collins, Jr.	20	0	0	120
2014	Jonathan Williams, Jr.	14	0	0	84
2013	Zach Hocker, Sr.	0	28	13	67
2012	Zach Hocker, Jr.	0	32	11	65
2011	Zach Hocker, So.	0	55	21	118
2010	Zach Hocker, Fr.	0	56	16	104
2009	Alex Tejada, Jr.	0	58	16	106
2008	Michael Smith, Jr.	10	0	0	60
2007	Alex Tejada, Fr.	0	58	17	109
2006	Darren McFadden, So.	16	1	0	98
2005	Chris Balseiro, Sr.	0	31	13	70
2004	Chris Balseiro, Jr.	0	40	4	52
2003	Chris Balseiro, So.	0	40	11	73
2002	David Carlton, Jr.	0	28	12	64
2001	Brennan O'Donohoe, So.	0	29	12	65
2000	Boo Williams, Sr.	7	1	0	44
1999	Tony Dodson, Sr.	0	31	12	67
1998	Todd Latourette, Sr.	0	41	17	92
1997	Todd Latourette, Jr.	0	20	7	41
1996	Todd Latourette, So.	0	18	9	45
1995	Madre Hill, So.	16	0	0	96
1994	Lance Ellison, Sr.	0	24	6	42
1993	Oscar Malone, So.	5	0	0	30
1992	Todd Wright, Sr.	0	11	17	62
1991	Todd Wright, Jr.	0	14	12	50
1990	Todd Wright, So.	0	24	11	57
1989	Todd Wright, Fr.	0	38	20	98
1988	Kendall Trainor, Sr.	0	30	24	102
1987	James Rouse, Jr.	17	0	0	102
1986	Kendall Trainor, So.	0	39	10	69
1985	James Rouse, Fr.	9	1	0	56
1984	Greg Horne, So.	0	14	10	44
1983	Greg Horne, Fr.	0	16	14	58
1982	Gary Anderson, Sr.	9	0	0	54
1981	Bruce Lahay, Sr.	0	31	19	88
1980	Ish Ordonez, Sr.	0	23	13	62
1979	Ish Ordonez, Jr.	0	26	18	80
1978	Ish Ordonez, So.	0	39	13	78
1977	Steve Little, Sr.	0	37	19	94
1976	Steve Little, Jr.	0	23	11	56
1975	Steve Little, So.	0	32	11	65
1974	Steve Little, Fr.	0	29	12	65
1973	Mike Kirkland, So.	3	5	3	34
1972	Mike Kirkland, Fr.	0	26	8	50
1971	Bill McClard, Sr.	0	35	12	71
1970	Bill McClard, Jr.	0	50	10	80
1969	Bill Burnett, Jr.	20	0	0	120
1968	Bill Burnett, So.	16	0	0	96
1967	David Dickey, Jr.	16	0	0	96
1966	David Dickey, So.	8	0	0	48
1965	Bobby Burnett, Sr.	16	0	0	96
1964	Tom McKnelly, Sr.	0	29	6	47
1963	Bill Gray, Jr.	5	0	0	30
1962	Billy Moore, Sr.	14	0	0	84
1961	Mickey Cissell, Jr.	1	21	2	33
1960	Mickey Cissell, So.	0	21	2	27
1959	Jim Mooty, Sr.	5	0	0	30
1958	Donnie Stone, Sr.	5	0	0	30
1957	Gerald Nesbitt, Sr.	7	9	0	51
1956	Gerald Nesbitt, Jr.	7	7	0	49
1955	George Walker, Jr.	4	14	1	41
1954	George Walker, So.	7	6	0	48
1953	Lamar McHan, Sr.	4	8	0	32
1952	Lamar McHan, Jr.	4	0	0	24
	Lewis Carpenter	4	0	0	24
1951	Buddy Sutton, Jr.	6	0	0	36
1950	Bill Jurney, Jr.	4	0	0	24
1949	Don Logue, So.	6	0	0	36
1948	Leon Campbell	9	0	0	54
1947	Clyde Scott	6	0	0	36
1946	Aubrey Fowler	3	11	0	29
1945	Alton Baldwin	5	0	0	30
1944	Alton Baldwin	5	0	0	30
1943	Alton Baldwin	5	0	0	30
1942	Bob Forte	3	0	0	18
1941	Frank Delmonego	1	13	1	22
1940	Howard Hickey	3	2	0	20
1939	O'Neil Adams	4	0	0	24
1938	Neil Martin	3	0	0	18
1937	Jim Benton	6	0	0	30
1936	Ralph Rawlings	6	0	0	30
	Jim Benton	6	0	0	30
1935	Allan Keen	6	0	0	30
1934	Elvin Geiser	2	5	1	20
1933	Ralph LaForge	9	3	0	57
1932	Joe Biddle	4	1	0	25
1931	Homer Ledbetter	8	0	0	48
1930	Homer Ledbetter	4	0	0	24
1929	Richard Miller	13	0	0	78
1928	Garland Beavers	13	0	0	78
1927	George Cole	11	16	1	85
1926	George Cole	9	15	1	72
1925	George Cole	3	4	7	43
1917	Gene Davidson	12	5	0	77
1916	Gene Davidson	12	13	0	85
1915	Gene Davidson	3	2	0	20

PUNT RETURNS

YEAR	PLAYER	NO	YDS	AVG	TD
2025	Kam Shanks, R-Jr.	16	93	5.8	0
2024	Isaiah Sategna, So.	10	68	6.8	0
2023	Isaiah Sategna, Fr.	15	180	12.0	1
2022	Bryce Stephens, Fr.	15	149	9.9	1
2021	Nathan Parodi, Jr.	18	205	11.4	1
2020	Nathan Parodi, So.	3	14	4.7	0
2019	Treylon Burks, Fr.	12	130	10.8	0
2018	Deon Stewart, Jr.	9	91	10.1	0
2017	Henre' Toliver, Sr.	4	51	12.8	0
2016	Jared Cornelius, Jr.	12	85	7.1	0
2015	Jared Cornelius, So.	7	93	13.3	0
	DJ Dean, Jr.	7	93	13.3	0
2014	DJ Dean, So.	11	121	11.0	0
2013	Javontee Herndon, Sr.	9	67	7.4	0
2012	Nate Holmes, Fr.	11	70	6.4	0
2011	Joe Adams, Sr.	19	321	16.9	4
2010	Joe Adams, Jr.	16	249	15.6	1
2009	Jerell Norton, Jr.	9	77	8.6	0
2008	Jarius Wright, Fr.	6	15	2.5	0
2007	Jerell Norton, So.	18	142	7.9	0
2006	Reggie Fish, So.	16	98	6.1	0
2005	Peyton Hillis, So.	16	165	10.3	0
2004	DeCori Birmingham, Sr.	17	115	6.8	0
2003	Marvin Jackson, Sr.	26	329	12.7	1
2002	DeCori Birmingham, So.	28	342	12.2	0
2001	Marvin Jackson, Jr.	27	265	9.8	1
2000	Steadman Campbell, So.	16	103	6.4	0
1999	Rossi Morreale, Jr.	14	79	5.6	0
1998	Rossi Morreale, So.	18	130	7.2	0
1997	Jeromy Flowers, So.	25	157	6.3	0
1996	Anthony Eubanks, Jr.	21	101	4.8	0
1995	J.J. Meadors, Sr.	11	52	4.7	0
1994	Carl Kidd, Sr.	22	165	7.5	0
1993	Orlando Watters, Sr.	28	157	5.6	0
1992	Orlando Watters, Jr.	36	290	8.1	2
1991	Michael James, Sr.	19	272	14.3	1
1990	Michael James, Jr.	8	13	1.6	0
	Dean Peevy, Fr.	5	48	9.6	0
1989	Tim Horton, Sr.	20	124	6.2	0
1988	Tim Horton, Jr.	26	258	9.9	0
1987	Tim Horton, So.	25	224	9.0	0
1986	James Shibest, Sr.	20	211	10.6	0
1985	Bobby Joe Edmonds, Sr.	40	466	11.7	0
1984	Bobby Joe Edmonds, Jr.	25	294	11.8	0
1983	Bobby Joe Edmonds, So.	23	177	7.7	0
1982	Gary Anderson, Sr.	29	222	7.7	0
1981	Gary Anderson, Jr.	29	252	8.7	0
1980	Gary Anderson, So.	23	244	10.6	0
1979	Gary Anderson, Fr.	34	286	8.4	1
1978	Vaughn Lusby, Sr.	21	170	8.1	0
1977	Vaughn Lusby, Jr.	36	294	8.2	0
1976	Vaughn Lusby, So.	29	161	5.6	0
1975	Jerry Eckwood, So.	15	105	7.0	0
1974	Floyd Hogan, Sr.	27	128	4.7	0
1973	Teddy Barnes, So.	11	46	4.2	0
	Floyd Hogan, Jr.	8	64	8.0	0
1972	John Mosely, Sr.	19	182	9.6	0
1971	Jack Morris, Sr.	24	216	9.0	0
1970	Jerry Moore, Sr.	15	191	12.8	0
1969	Terry Stewart, Sr.	19	134	7.1	-
1968	Gary Adams, Sr.	28	215	10.2	2
1967	Gary Adams, Jr.	28	290	10.4	-
1966	Martine Bercher, Sr.	24	375	15.6	-
1965	Jack Brasuell, Sr.	21	285	13.6	-
1964	Ken Hatfield, Sr.	31	518	16.7	-
1963	Ken Hatfield, Jr.	21	350	16.7	-
1962	Ken Hatfield, So.	20	285	14.3	1
1961	Lance Alworth, Sr.	28	336	12.0	-
1960	Lance Alworth, Jr.	18	307	17.1	-
1959	Lance Alworth, So.	5	47	9.4	-
1958	Jim Mooty, Jr.	9	77	8.5	-
	Freddy Akers, Jr.	8	91	11.4	-
1957	Donnie Stone, Jr.	7	80	11.4	-
	George Walker, Sr.	7	100	14.3	-
1956	Rogers Overby, Sr.	11	121	11.0	-
1955	Don Horton, So.	7	173	24.7	-
1954	George Walker, So.	8	142	17.3	1
1953	Lamar McHan, Sr.	21	233	11.1	-
1952	Johnny Cole, Sr.	8	68	8.5	-
1951	Johnny Cole, Jr.	15	233	15.5	-
1950	Johnny Cole, So.	16	293	18.3	1
1949	Jim Rinehart, So.	21	230	10.9	-
1948	Ross Pritchard	10	203	20.3	-
1947	Aubrey Fowler	23	395	17.1	-
1946	Aubrey Fowler	22	247	11.2	-
1945	Bud Canada	21	264	12.5	-



INDIVIDUAL YEARLY LEADERS

KICKOFF RETURNS

YEAR	PLAYER	NO	YDS	AVG	TD
2025	Rodney Hill, R-Sr.	10	240	24.0	0
2024	Rodney Hill, So.	8	132	16.5	0
2023	Isaiah Sategna, Fr.	23	500	21.7	0
2022	AJ Green, So.	8	127	15.9	0
2021	AJ Green, Fr.	9	147	16.3	0
2020	De'Vion Warren, Sr.	6	120	20.0	0
2019	De'Vion Warren, Jr.	16	326	20.4	0
2018	De'Vion Warren, So.	14	399	28.5	0
2017	De'Vion Warren, Fr.	29	765	26.4	1
2016	Deon Stewart, R-Fr.	21	419	20.0	0
2015	Eric Hawkins, Sr.	10	223	22.3	0
2014	Korliss Marshall, So.	9	271	30.1	1
2013	Korliss Marshall, Fr.	19	422	22.2	0
2012	Dennis Johnson, Sr.	17	309	18.2	0
2011	Dennis Johnson, Jr.	18	461	25.6	1
2010	Lance Ray, Fr.	23	518	22.5	0
2009	Dennis Johnson, So.	40	1,031	25.8	1
2008	Dennis Johnson, Fr.	41	905	22.1	1
2007	Felix Jones, Jr.	22	652	29.6	2
2006	Felix Jones, So.	23	554	24.1	1
2005	Felix Jones, Fr.	17	543	31.9	1
2004	Cedric Washington, So.	11	204	18.5	0
	DeCori Birmingham, Sr.	10	217	21.7	0
2003	Cedric Washington, Fr.	25	497	19.9	0
2002	DeCori Birmingham, So.	28	638	22.8	0
2001	Lawrence Richardson, Fr.	18	416	23.1	1
2000	Steven Harris, Fr.	20	420	21	0
1999	Cedric Cobbs, Fr.	12	328	27.3	1
1998	Hubert Loudermilk, Jr.	8	155	19.4	0
	Rod Stinson, So.	7	156	22.3	0
1997	Mark Henderson, Fr.	15	284	18.9	0
1996	Ontraia Moss, Fr.	14	296	21.1	0
1995	Cory Nichols, Fr.	19	399	21	0
1994	Madre Hill, Fr.	7	223	31.9	1
1993	Orlando Watters, Sr.	18	392	21.8	0
1992	Ron Dickerson, Sr.	20	497	24.9	0
1991	Freddie Bradley, Jr.	16	388	24.3	0
1990	Tracy Caldwell, Fr.	17	317	18.6	0
1989	Barry Foster, Jr.	20	445	22.3	0
1988	Barry Foster, So.	23	445	19.3	0
1987	James Rouse, Jr.	12	244	20.3	0
1986	Marshall Foreman, Sr.	11	270	24.5	0
	Donnie Centers, Jr.	11	279	25.4	0
1985	Carl Miller, Sr.	14	326	23.3	0
1984	Carl Miller, Jr.	18	390	21.7	0
1983	Carl Miller, So.	11	300	27.3	1
1982	Derek Holloway, Sr.	12	262	21.8	0
1981	Derek Holloway, Jr.	20	419	21	0
1980	Derek Holloway, So.	17	407	23.9	1
1979	Gary Anderson, Fr.	16	343	21.4	0
1978	Thomas Brown, Fr.	15	354	23.6	1
1977	Gary Stiggers, Fr.	7	109	15.6	0
1976	Barnabus White, Jr.	13	256	19.7	0
1975	Teddy Barnes, Sr.	10	218	21.8	0
1974	Barnabus White, So.	7	119	17	0
1973	Dickey Morton, Sr.	12	278	23.2	0
1972	Jon Richardson, Sr.	22	501	22.8	0
1971	Dickey Morton, So.	9	269	29.9	1
1970	Jon Richardson, So.	11	151	22.1	0
1969	Bill Burnett, Jr.	6	134	22.3	0
1968	Bill Burnett, So.	12	206	17.2	-
1967	David Dickey, Jr.	13	294	22.6	-
1966	David Dickey, So.	7	164	23.4	-
1965	Jack Brasuell, Sr.	6	93	15.5	-
1964	Ken Hatfield, Sr.	12	253	21.1	-
1963	Jack Brasuell, So.	13	329	25.3	0
1962	Ken Hatfield, So.	7	198	28.3	-
	George Rae Walker, So.	7	200	28.6	-
1961	Lance Alworth, Sr.	13	300	23.1	0
1960	Lance Alworth, Jr.	14	428	30.6	-
1959	Jim Mooty, Sr.	8	147	18.4	-
1958	Jim Mooty, Jr.	9	210	23.3	-
1957	Donnie Stone, Jr.	8	166	20.7	-
1956	Donnie Stone, So.	11	239	21.7	-
1955	Ronnie Underwood, Jr.	3	121	40.3	-
	Don Christian, So.	3	83	27.7	-
	George Walker, Jr.	3	65	21.7	-
	Don Horton, So.	3	54	18	-
	Joe Thomason, Sr.	3	48	16	-
1954	Buddy Benson, So.	6	110	18.3	-
	George Walker, So.	6	154	25.7	-
1953	Preston Carpenter, So.	5	107	21.4	-
1952	Lewis Carpenter, Sr	11	159	14.4	-
	Jack Troxell, Jr.	7	212	30.3	-
1951	Larry Hogue, Jr.	8	144	18	-
1950	Buddy Rogers, Sr.	9	146	16.2	-
1949	Joe Dugan, So.	6	138	23	-
	Joe Baldridge, So.	6	152	25.3	-
1948	Clyde Scott	8	195	24.4	-
1947	Clyde Scott	8	196	24.5	-
1946	Clyde Scott	6	140	23.3	-

PUNTING

YEAR	PLAYER	NO	YDS	AVG
2025	Devin Bale, Sr.	34	1,552	45.6
2024	Devin Bale, Jr.	41	1,855	45.2
2023	Max Fletcher, So.	59	2,770	46.9
2022	Max Fletcher, Fr.	38	1,424	37.5
2021	Reid Bauer, Jr.	58	2,510	43.3
2020	Reid Bauer, So.	39	1,698	43.5
2019	Sam Loy, Jr.	56	2,210	39.5
2018	Reid Bauer, Fr.	56	2,176	38.9
2017	Blake Johnson, So.	59	2,277	38.6
2016	Toby Baker, Sr.	57	2532	44.4
2015	Toby Baker, Jr.	43	1,772	41.2
2014	Sam Irwin-Hill, Sr.	58	2,327	40.1
2013	Sam Irwin-Hill, Jr.	46	2,038	44.3
2012	Dylan Breeding, Sr.	53	2,416	45.6
2011	Dylan Breeding, Jr.	53	2,400	45.3
2010	Dylan Breeding, So.	52	2,212	42.5
2009	Dylan Breeding, Fr.	61	2,359	38.7
2008	Jeremy Davis, Sr.	57	2,460	43.2
2007	Jeremy Davis, Jr.	60	2,403	40.0
2006	Jacob Skinner, Sr.	61	2,327	38.1
2005	Jacob Skinner, Jr.	50	2,091	41.8
2004	Jacob Skinner, So.	29	1,062	36.6
	Jeremy Davis, Fr.	25	979	39.2
2003	Jacob Skinner, Fr.	52	2,074	39.9
2002	Richie Butler, Sr.	69	2,715	39.3
2001	Richie Butler, Jr.	67	2,848	42.5
2000	Richie Butler, So.	65	2,784	42.8
1999	Richie Butler, Fr.	30	1,199	40.0
1998	Chris Akin, Jr.	48	1,883	39.2
1997	Matt Wait, Sr.	70	2,935	41.9
1996	Matt Wait, Jr.	69	2,777	40.3
1995	Matt Wait, So.	59	2,275	38.6
1994	Matt Wait, Fr.	54	2,190	40.6
1993	Doyle Preston, So.	56	2,109	37.7
1992	Pete Raether, Jr.	68	2,938	43.2
1991	Pete Raether, Sr.	65	2,836	43.6
1990	Pete Raether, Fr.	24	969	40.4
1989	Allen Meacham, Sr.	37	1,398	37.8
1988	Allen Meacham, Jr.	53	2,203	41.6
1987	Kendall Trainor, Jr.	58	2,285	39.4
1986	Greg Horne, Sr.	49	2,313	47.2
1985	Greg Horne, Jr.	54	2,301	42.6
1984	Greg Horne, So.	51	2,234	43.8
1983	Brad Taylor, Jr.	38	1,639	43.1
	Greg Horne, Fr.	26	1,152	44.3
1982	Brad Taylor, So.	60	2,451	40.9
1981	Bruce Lahay, Sr.	63	2,436	38.7
1980	Steve Cox, Sr.	47	2,186	46.5
1979	Steve Cox, Jr.	42	1,840	43.8
1978	Bruce Lahay, So.	54	2,185	40.5
1977	Steve Little, Sr.	48	2,127	44.3
1976	Steve Little, Jr.	63	2,797	44.4
1975	Tommy Cheyne, Sr.	37	1,590	43.0
1974	Mike Kirkland, Jr.	45	1,812	40.3
1973	Tommy Cheyne, So.	63	2,312	36.7
1972	Drew Toole, Jr.	49	1,838	37.5
1971	Drew Toole, So.	45	1,573	34.9
1970	Ken Curry, Sr.	34	1,255	36.9
1969	Cary Stockdell, Sr.	52	1,949	37.5
1968	Cary Stockdell, Jr.	55	2,195	39.9
1967	Paul Conner, Sr.	63	2,249	35.7
1966	Paul Conner, Jr.	52	2,076	40.0
1965	Bobby Nix, Sr.	53	2,158	40.7
1964	Bobby Nix, Jr.	50	1,823	36.5
1963	Tommy Moore, Sr.	51	1,810	35.5
1962	Tommy Moore, Jr.	38	1,467	38.6
1961	Tommy Moore, So.	17	634	37.3
	Lance Alworth, Sr.	32	1,132	35.3
1960	Lance Alworth, Jr.	48	1,602	33.4
1959	Lance Alworth, So.	37	1,313	35.5
1958	Mike Cooney, Sr.	39	1,515	38.8
1957	Gerald Nesbitt, Sr.	32	1,343	41.9
1956	Gerald Nesbitt, Jr.	12	484	40.3
	Don Christian, Jr.	25	975	39.0
1955	Gerald Nesbitt, So.	13	609	46.8
	George Walker, Jr.	47	1,779	37.9
1954	George Walker, So.	49	1,953	39.9
1953	Lamar McHan, Sr.	46	1,851	40.2
1952	Bob St.Pierre	22	844	38.4
	Lamar McHan, Jr.	35	1,276	36.5
1951	Lamar McHan, So.	64	2,377	37.1
1950	Louis Schaufele, Sr.	60	2,316	38.4
1949	Louis Schaufele, Jr.	59	2,273	38.4
1948	Harold Cox	39	1,431	36.7
	Gordon Long	22	881	40.0
1947	Aubrey Fowler	47	1,693	36.0
1946	Aubrey Fowler	64	2,218	34.6
1945	Alton Baldwin	32	1,077	33.6
1943	Harold Cox	42	1,745	41.7
1938	Kay Eakin	41	1,688	41.4
1937	Kay Eakin	28	1,121	40.0

FIELD GOALS

YEAR	PLAYER	FGM	FGA	PCT
2025	Scott Starzyk, Fr.	14	18	.778
2024	Matthew Shipley, *Sr.	10	12	.833
2023	Cam Little, Jr.	20	24	.833
2022	Cam Little, So.	13	16	.813
2021	Cam Little, Fr.	20	24	.833
2020	A.J. Reed, Sr.	7	11	.636
2019	Connor Limpert, Sr.	14	19	.737
2018	Connor Limpert, Jr.	19	24	.792
2017	Connor Limpert, So.	8	9	.889
2016	Adam McFain, Sr.	8	10	.800
2015	Cole Hedlund, Fr.	9	15	.600
2014	Adam McFain, So.	7	10	.700
2013	Zach Hocker, Sr.	13	15	.867
2012	Zach Hocker, Jr.	11	18	.611
2011	Zach Hocker, So.	21	27	.778
2010	Zach Hocker, Fr.	16	19	.842
2009	Alex Tejada, Jr.	16	22	.727
2008	Shay Haddock, So.	5	7	.714
2007	Alex Tejada, Fr.	17	23	.739
2006	Jeremy Davis, So.	6	13	.462
2005	Chris Balseiro, Sr.	13	18	.708
2004	Chris Balseiro, Jr.	4	7	.571
2003	Chris Balseiro, So.	11	15	.733
2002	David Carlton, So.	12	16	.750
2001	Brennan O'Donohoe, So.	12	17	.706
2000	Brennan O'Donohoe, Fr.	4	6	.667
1999	Tony Dodson, Sr.	12	18	.667
1998	Todd Latourette, Sr.	17	24	.708
1997	Todd Latourette, Jr.	7	12	.583
1996	Todd Latourette, So.	9	14	.643
1995	Todd Latourette, Fr.	14	21	.667
1994	Lance Ellison, Sr.	6	15	.400
1993	Lance Ellison, Jr.	4	10	.400
1992	Todd Wright, Sr.	17	25	.680
1991	Todd Wright, Jr.	12	17	.706
1990	Todd Wright, So.	11	14	.786
1989	Todd Wright, Fr.	20	23	.870
1988	Kendall Trainor, Sr.	24	27	.889
1987	Kendall Trainor, Jr.	13	20	.650
1986	Kendall Trainor, So.	10	13	.769
1985	Greg Horne, Sr.	5	13	.385
1984	Greg Horne, Jr.	10	18	.556
1983	Greg Horne, So.	14	22	.636
1982	Ernie Villarreal, Fr.	4	10	.400
1981	Bruce Lahay, Sr.	19	24	.792
1980	Ish Ordonez, Sr.	13	21	.619
1979	Ish Ordonez, Jr.	18	22	.818
1978	Ish Ordonez, So.	13	19	.684
1977	Steve Little, Sr.	19	30	.633
1976	Steve Little, Jr.	11	23	.478
1975	Steve Little, So.	11	20	.550
1974	Steve Little, Fr.	12	16	.750
1973	Mike Kirkland, So.	3	12	.250
1972	Mike Kirkland, Fr.	8	16	.500
1971	Bill McClard, Sr.	12	22	.545
1970	Bill McClard, Jr.	10	15	.667
1969	Bill McClard, So.	7	9	.778
1968	Bob White, Sr.	4	7	.571
1967	Bob White, Jr.	3	6	.500
1966	Bob White, So.	5	7	.714
1965	Ronnie South, Jr.	5	-	-
1964	Tom McKnelly, Sr.	6	-	-
1963	Tom McKnelly, Jr.	1	4	.250
1962	Tom McKnelly, So.	3	-	-
1961	Mickey Cissel, Jr.	2	-	-
1960	Mickey Cissel, So.	2	-	-
1959	Freddy Akers, Sr.	2	-	-
1958	None			
1957	None			
1956	None			
1955	George Walker, Jr.	1	-	-
1954	Preston Carpenter, Jr.	1	-	-
1953	None			
1952	Carl Mazza	2	-	-
1951	Pat Summerall, Sr.	4	-	-
1950	Pat Summerall, Jr.	1	-	-

TACKLES

YEAR	POS	PLAYER	UA	AT	TOTAL
2025	LB	Xavian Sorey Jr., Sr.	36	45	81
2024	LB	Xavian Sorey Jr., Jr.	40	59	99
2023	LB	Jaheim Thomas, Jr.	38	52	90
2022	LB	Drew Sanders, Jr.	40	63	103



INDIVIDUAL YEARLY LEADERS

2021	LB	Bumper Pool, Sr.	45	80	125
2020	LB	Grant Morgan, Sr.	40	79	111
2019	LB	De'Jon Harris, Sr.	52	49	101
2018	LB	De'Jon Harris, Jr.	62	56	118
2017	LB	De'Jon Harris, So.	66	49	115
2016	LB	Brooks Ellis, Sr.	38	45	83
2015	LB	Brooks Ellis, Jr.	45	57	102
2014	LB	Martrell Spaight, Sr.	63	65	128
2013	S	Alan Turner, Jr.	37	60	97
2012	S	Ross Rasner, Sr.	49	43	92
2011	LB	Jerry Franklin, Sr.	46	55	101
2010	LB	Jerry Franklin, Jr.	48	52	100
2009	LB	Jerry Franklin, So.	51	43	94
2008	LB	Jerry Franklin, Fr.	54	33	87
2007	SS	Matt Hewitt, Sr.	63	55	118
2006	LB	Sam Olajubutu, Sr.	70	45	115
2005	LB	Sam Olajubutu, Jr.	69	49	118
2004	FS	Vickiel Vaughn, Jr.	47	19	66
2003	LB	Caleb Miller, Sr.	84	49	133
2002	FS	Ken Hamlin, Jr.	97	62	159
2001	LB	Jermaine Petty, Sr.	80	60	140
2000	FS	Ken Hamlin, Fr.	57	47	104
1999	FS	Kenoy Kennedy, Sr.	58	40	98
1998	FS	Kenoy Kennedy, Jr.	66	29	95
1997	NG	Melvin Bradley, Jr.	44	27	71
1996	NG	Melvin Bradley, So.	51	38	89
1995	LB	Mark Smith, Jr.	60	55	115
1994	LB	Mark Smith, So.	35	44	79
1993	LB	Darwin Ireland, Sr.	37	56	93
1992	LB	Kevin Kempf, Jr.	51	51	102
1991	LB	Mick Thomas, Sr.	55	42	97
1990	LB	Mick Thomas, Jr.	74	62	136
1989	LB	Mick Thomas, So.	57	40	97
1988	LB	LaSalle Harper, Sr.	61	58	119
1987	LB	Rickey Williams, Sr.	87	53	140
1986	LB	Rickey Williams, Jr.	67	43	110
1985	LB	Nick Miller, Sr.	59	53	112
1984	LB	David Bazzel, Jr.	62	51	113
	LB	Nick Miller, Jr.	55	58	113
1983	LB	Milton Fields, Sr.	57	56	113
1982	LB	Bert Zinamon, Jr.	47	63	110
1981	LB	Teddy Morris, Sr.	46	26	72
	E	Billy Ray Smith, Jr.	50	22	72
1980	T	Richard Richardson, So.	40	48	88
1979	LB	Mike Massey, Sr.	46	38	84
	LB	Teddy Morris, So.	59	25	84
1978	LB	Larry Jackson, Sr.	64	38	102
1977	LB	Larry Jackson, Jr.	86	37	123
1976	LB	Curtis Townsend, Sr.	67	52	110
1975	T	Mike Campbell, Sr.	85	35	120
1974	T	Jon Rhiddlehoover, Sr.	58	49	107
1973	T	Jon Rhiddlehoover, Jr.	81	48	129
1972		Not available			
1971		Not available			
1970		Not available			
1969	LB	Cliff Powell, Jr.	70	64	134
1968	LB	Cliff Powell, So.	72	82	154
1967	LB	Lynn Garner, So.	27	83	110
1966	T	Loyd Phillips, Sr.	58	39	97
1965	T	Loyd Phillips, Jr.	42	58	100
1964	LB	Ronnie Caveness, Sr.	87	68	155
1963	LB	Ronnie Caveness, Jr.	34	120	154
1962	E	Jim Grizzle, Jr.	19	65	84
1961	LB	Danny Brabham, Jr.	25	45	80
1960	LB	Wayne Harris	62	112	174

TACKLES FOR A LOSS

YEAR	POS	PLAYER	TFL	YDS
2025	DE	Quincy Rhodes Jr., Jr.	15.5	77
2024	DE	Landon Jackson, Sr.	9.5	54
	LB	Xavian Sorey Jr., Jr.	9.5	29
2023	DE	Landon Jackson, Jr.	13.5	78
2022	LB	Drew Sanders, Jr.	13.5	51
2021	LB	Hayden Henry, Sr.	12.0	55
2020	LB	Grant Morgan, Sr.	7.5	23
2019	DE	McTelvin Agim, Sr.	8.5	30
2018	DE	McTelvin Agim, Jr.	10.0	44
2017	LB	De'Jon Harris, So.	8.5	25
2016	DL	Jeremiah Ledbetter, Sr.	7.5	52
2015	DE	Deatrich Wise Jr., Jr.	10.5	52
2014	DE	Trey Flowers, Sr.	15.5	95
2013	DE	Trey Flowers, Jr.	13.5	58
2012	DE	Chris Smith, Jr.	13.0	70
	DE	Trey Flowers, So.	13.0	76
2011	LB	Alonzo Highsmith, Jr.	12.5	51
2010	LB	Jerry Franklin, Jr.	13.0	60
2009	DE	Malcolm Sheppard, Sr.	11.0	39
2008	DE	Malcolm Sheppard, Jr.	14.5	56
2007	DT	Ernest Mitchell, Jr.	10.5	46
	DE	Malcolm Sheppard, So.	10.5	32
2006	DE	Jamaal Anderson, Jr.	20.5	113
2005	LB	Sam Olajubutu, Jr.	14.5	40
2004	DE	Jeb Huckeba, Sr.	13.0	51
2003	LB	Caleb Miller, Sr.	15.0	38
2002	DE	Gavin Walls, Sr.	11.0	50
2001	LB	Jermaine Petty, Sr.	13.0	30
2000	LB	Quinton Caver, Sr.	10.0	36
1999	DE	Randy Garner, Jr.	13.0	50
1998	DE	Carlos Hall, Fr.	11.0	61
	LB	C.J. McLain, Sr.	11.0	55
1997	E	Geno Bell, Sr.	10.0	28
	E	Ryan Hale, Jr.	10.0	42
1996	NG	Melvin Bradley, So.	14.0	60
1995	E	Steven Conley, Sr.	23.0	175
1994	E	Marcus Adair, Jr.	12.0	77
	E	Steven Conley, Jr.	12.0	76
1993	E	Henry Ford, Sr.	23.0	116
1992	LB	Ray Lee Johnson, Sr.	17.0	89
1991	T	Henry Ford, So.	14.0	62
1990	LB	Ray Lee Johnson, So.	6.0	20
	NG	Owen Kelly, So.	6.0	28
1989	NG	Chad Rolen, Jr.	10.0	63
1988	T	Wayne Martin, Sr.	18.0	110
1987	T	Wayne Martin, Jr.	9.0	32
1986	T	Wayne Martin, So.	10.0	47
1985	LB	Rickey Williams, So.	7.0	40
	LB	David Dudley, Jr.	7.0	36
	LB	Nick Miller, Sr.	7.0	15
1984	E	Ravin Caldwell, Jr.	10.0	57
	NG	Tony Cherico, Fr.	10.0	40
1983	T	Ron Faurot, Sr.	10.0	52
1982	E	Billy Ray Smith, Sr.	15.0	85
1981	E	Billy Ray Smith, Jr.	19.0	128
1980	E	Billy Ray Smith, So.	17.0	86
1979	T	Jim Elliott, Sr.	13.0	88
1978	T	Jimmy Walker, Sr.	19.0	125
1977	T	Jimmy Walker, Jr.	15.0	87
1976	E	Dennis Winston, Sr.	13.0	50
1975	E	Johnnie Meadors, Jr.	10.0	54
1974	E	Johnnie Meadors, So.	14.0	59

SACKS

YEAR	POS	PLAYER	SACKS	YDS
2025	DE	Quincy Rhodes Jr., Jr.	8.0	56
2024	DE	Landon Jackson, Sr.	6.5	45
2023	DE	Landon Jackson, Jr.	6.5	54
2022	LB	Drew Sanders, Jr.	9.5	45
2021	DE	Tre Williams, Sr.	6.0	26
2020	DL	Eric Gregory, Fr.	2.5	21
2019	DE	McTelvin Agim, Sr.	5.0	24
2018	DT	Armon Watts, Sr.	7.0	50
2017	LB	De'Jon Harris, So.	3.5	18
2016	DL	Jeremiah Ledbetter, Sr.	5.5	44
2015	DE	Deatrich Wise Jr., Jr.	8.0	43
2014	DE	Trey Flowers, Sr.	6.0	71
2013	DE	Chris Smith, Sr.	8.5	71
2012	DE	Chris Smith, Jr.	9.5	65
2011	DE	Jake Bequette, Sr.	10.0	88
2010	DE	Jake Bequette, Jr.	7.0	36
2009	DE	Jake Bequette, So.	5.5	37
2008	DE	Malcolm Sheppard, Jr.	6.5	30
2007	LB	Freddie Fairchild, So.	4.5	31
2006	DE	Jamaal Anderson, Jr.	13.5	100
2005	DE	Desmond Sims, Jr.	5.5	33
2004	DE	Jeb Huckeba, Sr.	6.5	41
2003	DE	Justin Scott, Sr.	3.0	14
2002	DE	Gavin Walls, Sr.	6.0	34
2001	DT	Jermaine Brooks, Jr.	3.5	19
2000		Six players tied	2.0	-
1999	E	Randy Garner, Jr.	5.5	28
1998	LB	C.J. McLain, Sr.	7.0	48
1997	E	Ryan Hale, Jr.	5.0	26
1996	NG	Melvin Bradley, So.	7.0	47
1995	E	Steven Conley, Sr.	14.0	122
1994	E	Steven Conley, Jr.	7.0	63
1993	E	Henry Ford, Sr.	14.0	85
1992	DE	Ray Lee Johnson, Sr.	11.0	73
1991	E	Henry Ford, So.	8.0	50
1990	T	Scott Long, So.	4.0	16
1989	T	Scott Long, Fr.	7.0	41
1988	T	Wayne Martin, Sr.	13.0	-
1987	T	Wayne Martin, Jr.	6.5	-
1986	T	Wayne Martin, So.	6.0	-
1985	LB	Rickey Williams, So.	5.0	-
1984	E	Ravin Caldwell, Jr.	5.5	-
1983	T	Ron Faurot, Sr.	7.0	-
	E	Marcus Adair, Jr.	7.0	51

INTERCEPTIONS

YEAR	POS	PLAYER	INT	YDS	TD
2025	CB	Julian Neal, Sr.	2	34	0
2024	S	TJ Metcalf, So.	3	44	0
2023	CB	Dwight McGlothern, Sr.	3	73	0
	S	Alfahiym Walcott, Sr.	3	32	1
2022	CB	Dwight McGlothern, Jr.	4	48	0
2021	CB	Montaric Brown, Sr.	5	0	0
2020	S	Jalen Catalon, Fr.	3	44	1
	CB	Hudson Clark, Fr.	3	18	0
2019	CB	Kamren Curl, Jr.	2	22	0
2018	CB	Ryan Pulley, Jr.	3	0	0
2017	DB	Henre' Toliver, Sr.	3	66	0
	DB	Kevin Richardson II, Sr.	3	7	0
2016	S	Josh Liddell, Jr.	2	2	0
	CB	Ryan Pulley, So.	2	75	1
	CB	Henre' Toliver, Jr.	2	70	1
2015	CB	DJ Dean, Jr.	2	0	0
	S	Josh Liddell, So.	2	0	0
2014	LB	Brooks Ellis, So.	2	63	0
	CB	DJ Dean, So.	2	9	0
	CB	Henre' Toliver, Fr.	2	46	0
	CB	Tevin Mitchel, Sr.	2	-7	0
2013	S	Alan Turner, Jr.	2	24	0
2012	S	Ross Rasner, Sr.	3	34	0
2011	S	Tramain Thomas, Sr.	5	70	0
2010	S	Tramain Thomas, Jr.	4	24	0
2009	LB	Jerry Franklin, Jr.	3	61	0
	S	Tramain Thomas, So.	3	37	1
2008	CB	Ramon Broadway, So.	2	26	0
	LB	Jerry Franklin, Fr.	2	11	0
2007	CB	Jerell Norton, So.	5	174	1
2006	CB	Chris Houston, Jr.	3	129	1
	FS	Michael Grant, Jr.	3	0	0
2005	CB	Vickiel Vaughn, Sr.	4	13	0
2004	FS	Vickiel Vaughn, Jr.	2	92	0
	SS	Lerinezo Robinson, Jr.	2	29	0
	CB	Michael Coe, So.	2	7	0
2003	CB	Ahmad Carroll, Jr.	3	0	0
2002	FS	Ken Hamlin, Jr.	4	33	0
	CB	Lawrence Richardson, So.	4	25	0
2001	FS	Ken Hamlin, So.	3	33	0
	CB	Lawrence Richardson, Fr.	3	45	1
2000		Four with two (one TD, Eddie Jackson)			
1999	FS	Kenoy Kennedy, Sr.	3	97	0
	CB	David Barrett, Sr.	3	45	1
1998	R	Zac Painter, Sr.	5	36	0
1997	B	Jeromy Flowers, So.	2	36	0
	CB	Ontraia Moss, So.	2	19	0
	CB	Marcus Campbell, Sr.	2	(-)2	0
1996	CB	Marcus Campbell, Jr.	5	52	0
1995	CB	Spencer Brown, Sr.	5	43	0
1994	LB	Mark Smith, So.	2	16	0
1993	CB	Orlando Watters, Sr.	6	185	2
1992	CB	Dean Peevy, So.	5	37	0
1991	CB	Michael James, Sr.	5	75	1
1990	CB	Michael James, Jr.	2	21	0
1989	CB	Anthoney Cooney, Sr.	3	14	0
1988	R	Patrick Williams, Jr.	6	57	1
1987	S	Steve Atwater, Jr.	4	53	1
1986	CB	Charles Washington, Sr.	5	32	0
1985	LB	David Dudley, Jr.	3	79	1
	CB	Kevin Wyatt, Sr.	3	59	1
1984	CB	Kevin Wyatt, Jr.	5	22	0
1983	S	Greg Lasker, So.	3	72	0
	DB	Greg Gaston, So.	3	7	0
	DB	Charles Washington, Fr.	3	0	0
1982	DB	Keith Burns, Sr.	4	10	0
1981	DB	Danny Walters, Jr.	4	98	1
1980	FS	Kevin Evans, Sr.	2	21	0
1979	FS	Kevin Evans, Jr.	4	54	0
1978	E	William Hampton, Sr.	3	30	0
1977	LB	Mike Massey, So.	3	31	0
	FB	Vaughn Lusby, Jr.	3	0	0
1976		Six with two (no TDs)			
1975	CB	Tommy Harris, Sr.	3	28	0
1974	FS	Floyd Hogan, Sr.	2	92	0
1973	CB	Rollen Smith, Jr.	4	27	0
1972	SS	Mark Hollingsworth, Sr.	4	39	0
1971	CB	Louis Campbell, Jr.	7	86	1
1970	HB	David Hogue, Jr.	6	45	1
1969	MM	Bobby Field, Jr.	4	70	0
1968	HB	Jerry Moore, So.	5	104	1
	HB	Gary Adams, Sr.	5	6	0
1967	HB	Tommy Trantham, Sr.	6	104	0
1966	HB	Gary Adams, So.	7	93	0
1965	LB	Joe Black, Jr.	4	-	-
	HB	Tommy Trantham, So.	4	-	-
1964	HB	Bill Gray, Sr.	3	22	0
1963	HB	Ken Hatfield, Jr.	3	45	0
1962	HB	Ken Hatfield, So.	3	-	-
1961	HB	Billy Moore, Jr.	3	-	-
1960		George McKinney, Jr.	2	23	0
1959		Not available			

INDIVIDUAL YEARLY LEADERS

1958	HB	Don Horton, Sr.	2	24	0
		Jim Mooty, Jr.	2	8	0
1957		George Walker, Sr.	2	18	0
1956		Gerald Nesbitt, Jr.	4	95	0
1955		Don Christian, Jr.	4	83	0
1954		George Walker, So.	6	90	0
1953		Floyd Sagely, Sr.	3	51	0
1952		Johnny Cole, Sr.	3	33	0
		Edsel Nix, Jr.	3	13	0
1951		Not available			
1950		Not available			
1949		Jim Rinehart, So.	10	106	0
1948		Gordon Long	4	60	0

PASSES BROKEN UP

YEAR	POS	PLAYER	PBU
2025	CB	Kani Walker, Sr.	11
2024	S	TJ Metcalf, So.	7
	CB	Marquise Robinson, Sr.	7
2023	CB	Jaylon Braxton, Fr.	8
2022	DB	Hudson Clark, Jr.	11
2021	CB	Montaric Brown, Sr.	6
2020	CB	Montaric Brown, Jr.	6
2019	LB	Bumper Pool, Jr.	5
2018	CB	Ryan Pulley, Jr.	7
	CB	Jarques McClellion, R-Fr.	7
2017	DB	Henre' Toliver, Sr.	8
	DB	Santos Ramirez, Jr.	8
	DB	Kamren Curl, Fr.	8
2016	CB	Ryan Pulley, So.	13
2015	CB	Jared Collins, Jr.	9
2014	CB	Jared Collins, So.	13
2013	S	Alan Turner, Jr.	5
	CB	Tevin Mitchel, Jr.	5
2012	S	Ross Rasner, Sr.	6
	CB	Kaelon Kelleybrew, Sr.	6
2011	S	Tramain Thomas, Sr.	6
2010	CB	Ramon Broadway, Sr.	6
2009	CB	Ramon Broadway, Jr.	4
	CB	Rudell Crim, Jr.	4
2008	CB	Ramon Broadway, So.	10
2007	FS	Michael Grant, Sr.	20
2006	CB	Chris Houston, Jr.	13
2005	CB	Michael Coe, Jr.	8
	CB	Chris Houston, So.	8
2004	LB	Sam Olajubutu, Jr.	4
2003	CB	Eddie Jackson, Sr.	10
2002	CB	Lawrence Richardson, So.	13
2001	CB	Lawrence Richardson, Fr.	20
2000	SS	D'Andre Berry, Jr.	12
1999	FS	Kenoy Kennedy, Sr.	10
1998	CB	David Barrett, Jr.	8
1997	CB	Marcus Campbell, Sr.	9
1996	CB	Marcus Campbell, Jr.	11
1995	CB	Spencer Brown, Sr.	7
1994	CB	Tracy Cantlope, Jr.	4
1993	CB	Orlando Watters, Sr.	8
1992	CB	Dean Peevy, So.	4
1991	CB	Orlando Watters, So.	6
1990	CB	Curtis Banks, Jr.	3
	CB	Pat Burris, Sr.	3
1989	S	Aaron Jackson, Jr.	10
1988	S	Steve Atwater, Sr.	9
1987	R	Odis Lloyd, Jr.	9
1986	S	Steve Atwater, So.	12
1985	S	Greg Lasker, Sr.	10
1984	S	Greg Lasker, Jr.	11
1983	CB	Greg Gaston, So.	6
	CB	Kevin Wyatt, So.	6
1982	CB	Danny Walters, Sr.	7
1981	SS	Keith Burns, Jr.	8
1980	CB	Trent Bryant, Sr.	6
1979	S	Kevin Evans, Jr.	8
1978	CB	Brad Shoup, Sr.	6
1977	SS	Howard Sampson, Sr.	7
1976		Bo Busby, Sr.	6
		Patrick Martin, Jr.	6
1975		Howard Sampson, Jr.	8
1974		Brad Thomas, Jr.	8
1973		Not available	
1972		Not available	
1971		Not available	
1970		Not available	
1969		Not available	
1968	HB	Jerry Moore, So.	8
1967	HB	Tommy Trantham, Sr.	12
1966	HB	Gary Adams, So.	8
1965	MM	Mike Jordan, Jr.	9
1964	HB	Bill Gray, Sr.	9
1963	MM	Charles Daniel, Jr.	4
		Tommy Moore, Sr.	4
		Mike Parker, Sr.	4
1962	HB	Ken Hatfield, Jr.	5
		Mike Parker, Jr.	5
1961	C	Tommy Brasher, So.	5

FORCED FUMBLES

YEAR	POS	PLAYER	FF
2025	S	Shakur Smalls, R-Sr.	2
2024		Seven Players	1
2023		Six Players	1
2022	LB	Drew Sanders, Jr.	3
2021		Four Players	1
2020	S	Jalen Catalon, Fr.	2
2019	LB	De'Jon Harris, Sr.	2
2018	DT	Armon Watts, Sr.	3
	DE	McTelvin Agim, Jr.	3
2017	DB	Santos Ramirez, Jr.	3
2016	DE/LB	Randy Ramsey, So.	3
2015	DE	Deatrich Wise Jr., Jr.	3
2014	LB	Martrell Spaight, Sr.	2
	LB	Brooks Ellis, So.	2
2013	DE	Trey Flowers, Jr.	3
2012	S	Ross Rasner, Sr.	2
	CB	Tevin Mitchel, So.	2
2011	DE	Jake Bequette, Sr.	5
2010	S	Tramain Thomas, Jr.	4
2009	DE	Tenarius Wright, Fr.	3
2008	DE	Malcolm Sheppard, Jr.	2
2007	SS	Matt Hewitt, Sr.	4
2006		Three Players	2
2005	DE	Desmond Sims, Jr.	2
2004		Seven Players	1
2003	LB	Caleb Miller, Sr.	3
2002	FS	Ken Hamlin, Jr.	4
2001	FS	Ken Hamlin, So.	4
2000		Five Players	1
1999	B	Jeromy Flowers, Sr.	3
	FS	Kenoy Kennedy, Sr.	3
1998	R	Zac Painter, Sr.	3
1997	LB	C.J. McLain, Jr.	3
1996	LB	C.J. McLain, So.	2
1995	E	Geno Bell, Jr.	2
	LB	Mark Smith, Jr.	2
1994		Four Players	2
1993	E	Henry Ford, Sr.	3
1992	LB	Tyrone Chatman, Jr.	4
1991		Six Players	1
1990	E	Ken Benson, Sr.	2
	FS	Ben Floor, Sr.	2
1989		Seven Players	1
1988	T	Wayne Martin, Sr.	7
1987	T	Wayne Martin, Jr.	2
1986	T	Wayne Martin, So.	2
	T	David Schell, Jr.	2
	LB	Rickey Williams, Jr.	2
1985	T	Rodney Beachum, Sr.	4
1984	R	Nathan Jones, Sr.	4
	LB	Nick Miller, Sr.	4

FUMBLE RECOVERIES

YEAR	POS	PLAYER	FR
2025		Three Players	1
2024		Five Players	1
2023		Five Players	1
2022	S	Latavious Brini, Sr.	2
	DB	Hudson Clark, Jr.	2
2021	DB	Greg Brooks Jr., Jr.	2
2020	S	Myles Slusher, Fr.	2
2019	LB	De'Jon Harris, Sr.	2
	CB	Kamren Curl, Jr.	2
2018	DB	Chevin Calloway, So.	2
2017	DL	Briston Guidry, R-Fr.	2
2016		Four Players	2
2015		Seven Players	1
2014	DT	Darius Philon, So.	3
2013		Six Players	1
2012		Five Players	1
2011	LB	Jerry Franklin, Sr.	2
2010	S	Tramain Thomas, Jr.	2
	CB	Darius Winston, So.	2
	LB	Freddy Burton, Sr.	2
2009	CB	Ramon Broadway, Jr.	3
2008	LB	Jerry Franklin, Fr.	2
2007	SS	Matt Hewitt, Sr.	3
2006	CB	Jerell Norton, Fr.	2
2005	DT	Keith Jackson, Jr.	3
2004	LB	Pierre Brown, Jr.	2
	CB	Dallas Washington, Fr.	2
2003		Seven Players	2
2002		Four Players	2
2001	FS	Ken Hamlin, So.	3
2000	DE	Carlos Hall, Jr.	2
1999	CB	Orlando Green, So.	2
	FS	Kenoy Kennedy, Sr.	2
	T	Sacha Lancaster, So.	2
1998	E	D.J. Cooper, Jr.	2
	CB	Rossi Morreale, So.	2
	LB	Harry Wilson, Sr.	2
1997	NG	Melvin Bradley, Jr.	4
1996	E	D.J. Cooper, Fr.	2
	LB	C.J. McLain, So.	2
1995	E	Marcus Adair, Sr.	2
1994	LB	Don Bray, Jr.	2
	E	Steven Conley, Jr.	2
	FS	Del Delco, Jr.	2
1993	T	Henry Ford, Sr.	2
1992	LB	Darwin Ireland, Jr.	2
	NG	Owen Kelly, Sr.	2
	SS	Mike Nunnerley, Fr.	2
1991	CB	Michael James, Sr.	3
1990	LB	Darwin Ireland, Fr.	5
1989	R	Kirk Collins, So.	2
1988	T	Wayne Martin, Sr.	3
1987		Seven Players	1
1986	NG	Tony Cherico, Jr.	2
	LB	Kerry Owens, So.	2
1985	T	Rodney Beachum, Sr.	2
1984	DE	Ravin Caldwell, Jr.	4
1983	T	Ron Faurot, Sr.	3
1982	T	Earl Buckingham, Sr.	3
1981	LB	Steve Douglas, Jr.	3
1980	LB	Jeff Goff, Jr.	3
	LB	Ed Jackson, So.	3
	E	Billy Ray Smith, So.	3
1979	DB	Trent Bryant, Jr.	3
	E	Jeff Goff, So.	3
1978	T	Dan Hampton, Sr.	3
	LB	Mike Massey, Jr.	3
	T	Dale White, Sr.	3
1977	T	Jimmy Walker, Jr.	3
1976	T	Dale White, So.	4
	E	Dennis Winston, Sr.	4
1975	E	Johnnie Meadors, Jr.	6
1974	E	Ivan Jordan, Jr.	5
1973		Not available	
1972		Not available	
1971		Not available	
1970		Not available	
1969		Not available	
1968	T	Gordon McNulty, Jr.	4
1967	HB	Gary Adams, Jr.	3
	MG	David Cooper, Sr.	3
	LB	Lynn Garner, So.	3
1966	T	Loyd Phillips, Sr.	3
1965	LB	Joe Black, Jr.	4
1964	MG	Jimmy Johnson, Sr.	3
1963	T	Jim Williams, So.	4
1962		Billy Moore, Sr.	4
1961	G	Ray Trail, Jr.	4



MONTARIC BROWN picked off five passes and broke up six more to lead the Hogs in 2021.

INDIVIDUAL YEARLY LEADERS

TOTAL OFFENSE

YEAR	PLAYER	RUSH ATT	RUSH YDS	RUSH TD	PASS ATT	PASS COMP	PCT	PASS YDS	PASS TD	INT	TOTAL PLAYS	TOTAL YDS	TOTAL TD
2025	Taylen Green, Sr.	139	777	8	326	198	.607	2,714	19	11	465	3,491	27
2024	Taylen Green, Jr.	156	602	8	381	230	.604	3,154	15	9	537	3,756	23
2023	KJ Jefferson, Sr.	161	447	2	296	190	.642	2,107	19	8	457	2,554	21
2022	KJ Jefferson, Jr.	158	640	9	300	204	.680	2,636	24	5	458	3,288	33
2021	KJ Jefferson, So.	146	664	6	294	198	.673	2,676	21	4	440	3,340	27
2020	Feleipe Franks, Sr.	105	204	1	238	163	.685	2,107	17	4	343	2,311	18
2019	Nick Starkel, Jr.	6	-16	0	96	179	.536	1,152	7	10	185	1,136	7
2018	Ty Storey, Jr.	67	146	1	250	143	.572	1,584	11	10	317	1,730	12
2017	Austin Allen, Sr.	37	-20	1	187	105	.561	1,427	10	5	224	1,407	11
2016	Austin Allen, Jr.	65	-126	2	401	245	.611	3430	25	15	466	3,304	27
2015	Brandon Allen, Sr.	56	107	1	370	244	.659	3,440	30	8	426	3,547	31
2014	Brandon Allen, Jr.	42	0	2	339	190	.560	2,285	20	5	381	2,285	22
2013	Brandon Allen, So.	29	29	1	258	128	.496	1,552	13	10	287	1,581	14
2012	Tyler Wilson, Sr.	41	7	0	401	249	.621	3,387	21	13	442	3,394	21
2011	Tyler Wilson, Jr.	60	-3	4	438	277	.632	3,638	24	6	498	3,635	28
2010	Ryan Mallett, Jr.	44	-74	4	411	266	.647	3,869	32	12	455	3,795	36
2009	Ryan Mallett, So.	58	-29	2	403	225	.558	3,624	30	7	461	3,595	32
2008	Casey Dick, Sr.	72	-51	3	357	205	.574	2,586	13	14	429	2,535	16
2007	Darren McFadden, Jr.	325	1,830	16	11	6	.545	123	4	0	336	1,953	20
2006	Darren McFadden, So.	284	1,647	14	9	7	.778	69	3	1	293	1,716	17
2005	Darren McFadden, Fr.	176	1,113	11	0	0	.000	0	0	0	176	1,113	11
2004	Matt Jones, Sr.	83	622	6	264	151	.572	2,073	15	12	347	2,695	21
2003	Matt Jones, Jr.	96	707	8	230	132	.574	1,917	18	7	326	2,624	26
2002	Matt Jones, So.	129	614	5	234	122	.521	1,592	16	8	363	2,206	21
2001	Zak Clark, So.	22	-42	0	179	88	.492	1,000	6	4	201	958	6
2000	Robby Hampton, So.	29	-19	1	261	145	.556	1,548	13	8	290	1,529	14
1999	Clint Stoerner, Sr.	27	-60	2	317	177	.558	2,293	19	10	344	2,233	21
1998	Clint Stoerner, Jr.	51	-57	1	312	167	.535	2,629	26	8	363	2,572	27
1997	Clint Stoerner, So.	81	-267	2	357	173	.485	2,347	12	13	438	2,080	14
1996	Pete Burks, So.	92	74	2	224	115	.513	1,464	6	9	316	1,464	8
1995	Barry Lunney Jr., Sr.	112	65	3	292	180	.616	2,206	12	10	404	2,246	15
1994	Barry Lunney Jr., Jr.	91	40	2	183	101	.552	1,345	11	6	274	1,385	13
1993	Barry Lunney Jr., So.	74	140	2	202	104	.515	1,241	6	7	276	1,381	8
1992	Barry Lunney Jr., Fr.	40	-140	0	189	91	.481	1,015	4	5	229	875	4
1991	Jason Allen, Fr.	47	98	0	102	48	.471	603	6	6	149	701	6
1990	Quinn Grovey, Sr.	104	326	5	235	120	.511	1,886	18	10	339	2,212	23
1989	Quinn Grovey, Jr.	120	565	8	131	72	.550	1,149	5	9	251	1,714	13
1988	Quinn Grovey, So.	110	515	7	98	62	.633	966	4	3	208	1,481	11
1987	James Rouse, Jr.	182	1,004	17	0	0	.000	0	0	0	182	1,004	17
1986	Greg Thomas, Jr.	141	461	8	109	67	.615	1,032	6	1	250	1,493	14
1985	Greg Thomas, So.	118	365	1	72	33	.458	554	4	2	190	919	5
1984	Brad Taylor, Sr.	109	135	5	147	82	.558	1,166	7	11	256	1,301	12
1983	Brad Taylor, Jr.	91	-31	3	257	139	.541	1,837	9	8	348	1,806	12
1982	Brad Taylor, So.	74	108	3	141	59	.418	1,073	6	9	215	1,181	9
1981	Tom Jones, Jr.	68	219	3	109	60	.551	684	7	7	177	903	10
1980	Tom Jones, So.	95	178	3	166	93	.560	1,161	6	8	261	1,339	9
1979	Kevin Scanlon, Sr.	120	248	7	139	92	.662	1,212	9	6	259	1,460	16
1978	Ron Calcagni, Sr.	153	448	11	103	62	.602	807	4	5	256	1,255	15
1977	Ron Calcagni, Jr.	125	546	4	137	73	.533	1,147	10	7	262	1,693	14
1976	Ben Cowins, So.	183	1,162	7	0	0	.000	0	0	0	183	1,162	7
1975	Ike Forte, Sr.	174	983	10	0	0	.000	0	0	0	174	983	10
1974	Ike Forte, Jr.	187	974	9	0	0	.000	0	0	0	187	974	9
1973	Dickey Morton, Sr.	226	1,298	5	0	0	.000	0	0	0	226	1,298	5
1972	Joe Ferguson, Sr.	73	68	2	254	119	.469	1,484	9	15	327	1,552	11
1971	Joe Ferguson, Jr.	63	39	6	271	160	.590	2,203	11	12	334	2,242	17
1970	Bill Montgomery, Sr.	86	157	6	195	110	.570	1,662	10	9	281	1,819	16
1969	Bill Montgomery, Jr.	92	66	3	173	93	.538	1,333	9	7	265	1,399	12
1968	Bill Montgomery, So.	116	239	4	234	134	.572	1,595	10	8	350	1,834	14
1967	Ronnie South, Sr.	55	-38	0	142	84	.592	1,159	11	8	197	1,121	11
1966	Jon Brittenum, Sr.	81	168	1	143	76	.531	1,103	7	7	224	1,271	8
1965	Jon Brittenum, Jr.	81	224	6	149	75	.503	1,103	8	7	230	1,327	14
1964	Fred Marshall, Sr.	104	438	3	94	50	.532	656	4	8	198	1,094	7
1963	Bill Gray, Jr.	51	36	5	79	34	.430	483	4	5	130	519	9
1962	Billy Moore, Sr.	131	585	14	91	51	.560	673	5	2	222	1,258	19
1961	George McKinney, Sr.	68	244	4	68	32	.471	426	6	5	136	670	10
1960	George McKinney, Jr.	84	193	1	90	39	.433	728	9	6	174	921	10
1959	Jim Mooty, Sr.	93	519	5	0	0	.000	0	0	0	93	519	5
1958	James Monroe, Jr.	67	174	3	96	41	.427	512	3	8	163	686	6
1957	George Walker, Sr.	34	84	3	63	35	.556	587	4	4	97	671	7
1956	Don Christian, Jr.	96	412	5	53	18	.340	260	2	0	149	672	7
1955	Henry Moore, Sr.	134	701	3	0	0	.000	0	0	0	134	701	3
1954	George Walker, So.	79	301	7	85	45	.529	603	4	9	164	904	11
1953	Lamar McHan, Sr.	143	409	4	150	78	.520	1,107	8	11	293	1,516	12
1952	Lamar McHan, Jr.	62	162	4	136	55	.404	743	5	17	198	905	9
1951	Lamar McHan, So.	127	433	4	135	53	.393	724	6	14	262	1,157	10
1950	Jim Rinehart, Jr.	72	142	2	139	59	.424	756	3	15	211	898	5
1949	Geno Mazzanti, Sr.	123	757	3	0	0	.000	0	0	0	123	757	3
1948	Clyde Scott	95	670	6	20	9	.450	198	2	2	115	868	8
1947	Clyde Scott	152	659	6	41	14	.341	258	2	1	193	917	8
1946	Ken Holland	112	397	2	44	-	-	242	2	Ñ	156	639	4
1938	Kay Eakin	119	482	4	193	78	.404	962	5	18	312	1,344	9
1937	Jack Robbins	57	195	4	130	49	.377	780	8	18	187	910	12
1936	Jack Robbins	73	315	2	104	54	.519	554	4	7	177	869	6
1935	Jack Robbins	61	345	4	152	95	.625	1,219	7	7	213	1,564	1

TEAM RUSHING RECORDS

RUSHING ATTEMPTS

GAME

1.	85	TCU (475 yards)	1980
2.	81	at Rice (421 yards)	1981
3.	80	at Ole Miss (370 yards)	2001
	80	Utah St. (385 yards)	1975
5.	78	Tulsa (344 yards)	1987
6.	77	Colorado St. (410 yards)	1974
	77	Oklahoma St. (349 yards)	1969
8.	75	at Houston (296 yards)	1988
	75	TCU (316 yards)	1986
	75	Texas A&M (266 yards)	1984
	75	Texas Tech (527 yards)	1978
	75	Tulsa (365 yards)	1974

SEASON

1.	753	3,196 yards in 11 games	1987
2.	685	2,922 yards in 11 games	1985
3.	680	3,456 yards in 11 games	1989
4.	677	3,119 yards in 11 games	1978
5.	674	2,898 yards in 11 games	1974
6.	668	2,721 yards in 11 games	1986
7.	659	3,523 yards in 11 games	1975
8.	644	2,348 yards in 11 games	1982
9.	643	3,065 yards in 14 games	2002
10.	640	2,420 yards in 11 games	1984

RUSHING YARDS

GAME

1.	594	Pittsburg (Kan.) St. (54 rushes)	1936
2.	542	South Carolina (58 rushes)	2007
3.	527	TCU (75 rushes)	1978
4.	512	SMU (73 rushes)	1977
5.	503	Northwestern (La.) St. (47 rushes)	1947
6.	502	New Mexico (71 rushes)	1987
7.	501	Air Force (62 rushes)	1975
8.	495	Nicholls (40 rushes)	2014
9.	483	Missouri St. (51 rushes)	2005
10.	475	TCU (85 rushes)	1980

SEASON

1.	3,725	625 rushes in 13 games	2007
2.	3,523	659 rushes in 11 games	1975
3.	3,456	680 rushes in 11 games	1989
4.	3,199	539 rushes in 14 games	2006
5.	3,196	753 rushes in 12 games	1987
6.	3,145	626 rushes in 13 games	2003
7.	3,119	677 rushes in 11 games	1978
8.	3,075	605 rushes in 13 games	2022
9.	3,065	643 rushes in 14 games	2002
10.	3,011	604 rushes in 11 games	1977

RUSHING YARDS PER GAME

SEASON

1.	320.3	3,523 yards in 11 games	1975
2.	314.2	3,456 yards in 11 games	1989
3.	286.5	3,725 yards in 13 games	2007
4.	283.5	3,119 yards in 11 games	1978
5.	273.7	3,011 yards in 11 games	1977
6.	266.3	3,196 yards in 12 games	1987
7.	265.6	2,922 yards in 11 games	1985
8.	263.4	2,898 yards in 11 games	1974
9.	247.4	2,721 yards in 11 games	1986
10.	246.7	2,714 yards in 11 games	1988

YARDS PER RUSH

GAME

1.	12.38	Nicholls (40 for 495 yards)	2014
2.	11.07	Arkansas St. (29 for 321)	2025
3.	11.00	Pittsburg (Kan.) St. (54 for 594 yards)	1936
4.	10.70	Northwestern (La.) St. (47 for 503 yards)	1947
5.	9.73	Eastern Michigan (30 for 292 yards)	2009
6.	9.70	Mississippi St. (37 for 359 yards	2024
7.	9.50	Missouri St. (51 for 483 yards)	2005
8.	9.47	at Auburn (45 for 426 yards)	2002
9.	9.33	South Carolina (58 for 541 yards)	2007
10.	9.29	Alcorn St. (38 for 353 yards)	2016
	9.29	Southeast Missouri St. (41 for 381 yards)	2006

SEASON

1.	5.96	625 for 3,725 yards	2007
2.	5.94	539 for 3,199 yards	2006
3.	5.68	405 for 2,303 yards	2025
4.	5.35	659 for 3,523 yards	1975
5.	5.28	474 for 2,504 yards	2013
6.	5.08	557 for 2,834 yards	2014
7.	5.08	605 for 3,075 yards	2022
8.	5.08	680 for 3,456 yards	1989
9.	5.04	588 for 2,961 yards	2021
10.	5.02	626 for 3,145 yards	2003

RUSHING TOUCHDOWNS

SEASON

1.	35		1970
2.	34		2003
	34		1989
	34		1978
	34		1965
	34		2024
7.	33		2007
	33		1975
	33		1969
10.	32		1971

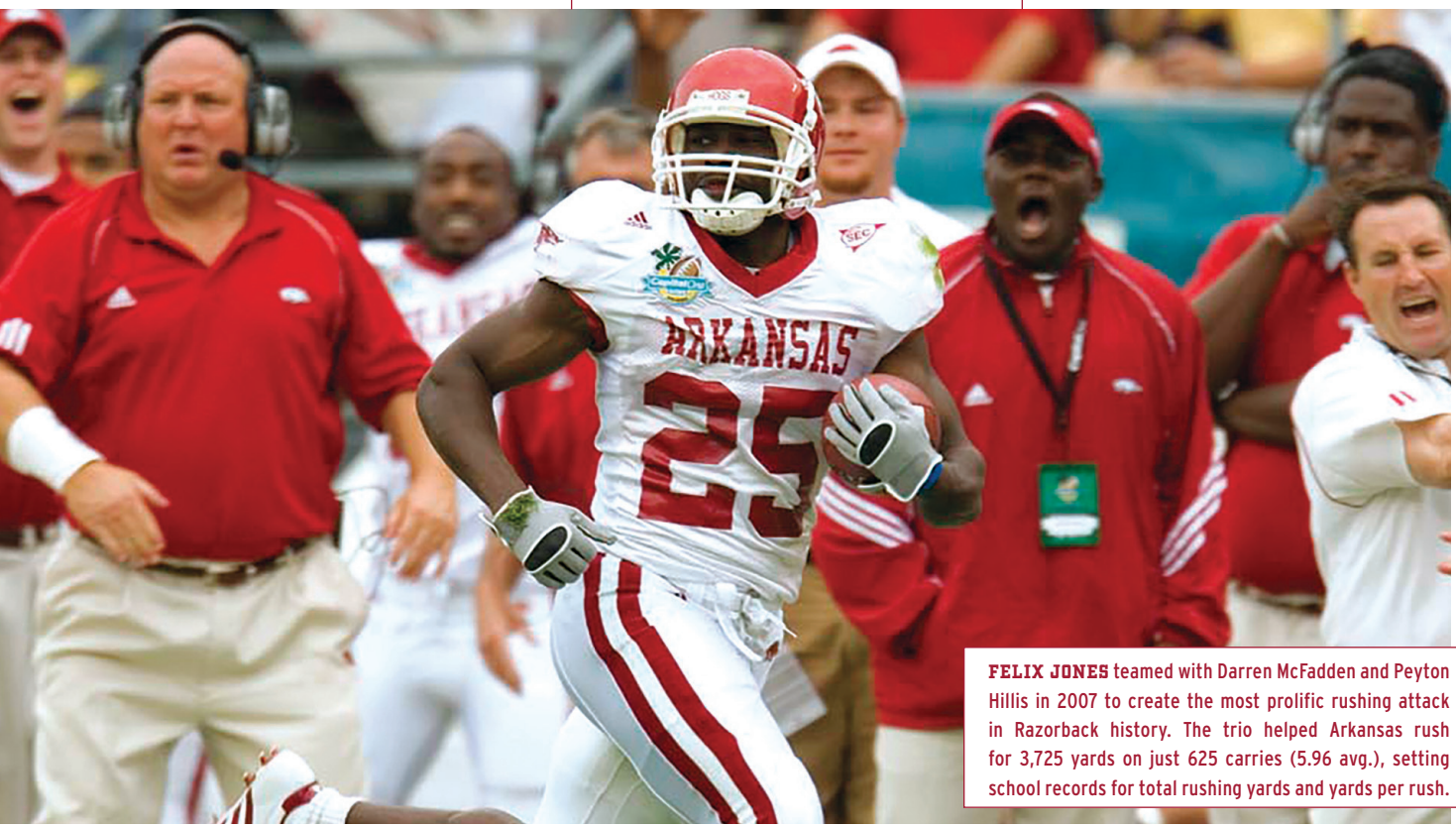

FELIX JONES teamed with Darren McFadden and Peyton Hillis in 2007 to create the most prolific rushing attack in Razorback history. The trio helped Arkansas rush for 3,725 yards on just 625 carries (5.96 avg.), setting school records for total rushing yards and yards per rush.

TEAM PASSING RECORDS

PASS ATTEMPTS

GAME

1.	59	at Texas A&M (29 completions)	2012
2.	53	Toledo (32 completions)	2015
	53	LSU (31 completions)	2012
	53	Alabama (24 completions)	1999
5.	51	Texas A&M (30 completions)	2011
	51	Texas A&M (31 completions)	1971
7.	50	San Jose St. (28 completions)	2019
8.	49	at Auburn (35 completions)	2010
	49	at Kentucky (25 completions)	1999
	49	at Texas (26 completions)	2025

SEASON

1.	471	299 completions	2011
2.	465	301 completions	2010
3.	459	272 completions	2012
4.	443	253 completions	2008
5.	439	247 completions	2009
6.	414	255 completions	2024
7.	407	202 completions	2019
8.	406	247 completions	2016
9.	381	231 completions	2025
10.	374	226 completions	2015

PASS COMPLETIONS

GAME

1.	35	at Auburn (49 attempts)	2010
2.	33	Mississippi St. (45 attempts)	2011
3.	32	Toledo (53 attempts)	2015
4.	31	LSU (53 attempts)	2012
	31	Texas A&M (51 attempts)	1971
6.	30	Mississippi St. (43 attempts)	2015
	30	Texas A&M (51 attempts)	2011
	30	Missouri St. (41 attempts)	2009
9.	29	at BYU (40 attempts)	2022
	29	at Texas A&M (59 attempts)	2012

SEASON

1.	301	465 attempts	2010
2.	299	471 attempts	2011
3.	272	459 attempts	2012
4.	255	414 attempts	2024
5.	253	443 attempts	2008
6.	247	406 attempts	2016
	247	439 attempts	2009
8.	246	374 attempts	2015
9.	231	357 attempts	2022
	231	381 attempts	2025

COMPLETION PERCENTAGE

SEASON

1.	.658	246 of 374	2015
2.	.653	205 of 314	2021
3.	.647	301 of 465	2010
4.	.647	231 of 357	2022
5.	.644	183 of 284	2020
6.	.639	122 of 191	1979
7.	.635	299 of 471	2001
8.	.616	255 of 414	2024
9.	.610	183 of 300	1995
10.	.608	247 of 406	2016

PASSING YARDS

GAME

1.	510	Texas A&M (30-51, 3 TD, 0 INT)	2011
2.	447	Missouri St. (30-41, 3 TD, 1 INT)	2009
3.	442	at Ole Miss (33-45, 6 TD, 0 INT)	2015
4.	428	at Auburn (35-49, 5 TD, 2 INT)	2010
5.	419	Rutgers (20-39, 3 TD, 2 INT)	2012
6.	417	Vanderbilt (28-48, 3 TD, 0 INT)	2010
7.	416	at Oklahoma St. (26-46, 1 TD, 1 INT	2024
8.	412	Toledo (32-53, 0 TD, 1 INT)	2015
9.	408	Georgia (21-39, 5 TD, 0 INT)	2009
	408	Ark.-Pine Bluff (28-37, 2 TD, 0 INT)	2024

SEASON

1.	4,338	301 of 465	2010
2.	3,909	299 of 471	2011
3.	3,842	247 of 439	2009
4.	3,618	272 of 459	2012
5.	3,571	255 of 414	2024
6.	3,486	246 of 374	2015
7.	3,434	247 of 406	2016
8.	3,155	231 of 381	2025
9.	3,115	253 of 443	2008
10.	3,039	231 of 357	2022

PASSING YARDS PER GAME

SEASON

1.	333.7	4,338 in 13 games	2010
2.	301.5	3,618 in 12 games	2012
3.	300.7	3,909 in 13 games	2011
4.	278.8	3,624 in 13 games	2009
5.	274.7	3,571 in 13 games	2024
6.	268.2	3,486 in 13 games	2015
7.	264.2	3,434 in 13 games	2016
8.	262.9	3,155 in 12 games	2025
9.	259.6	3,115 in 12 games	2008
10.	242.5	2,668 in 11 games	1998

PASSING YARDS PER ATTEMPT

SEASON

1.	9.45	112 for 1,058	1957
2.	9.43	130 for 1,226	1986
3.	9.33	465 for 4,338	2010
4.	9.32	374 for 3,486	2015
	9.32	120 for 1,118	1985
6.	8.99	403 for 3,624	2009
7.	8.96	164 for 1,470	1989
8.	8.86	314 for 2,781	2021
9.	8.70	180 for 1,566	1988
10.	8.63	414 for 3,571	2024

TOUCHDOWN PASSES

GAME

1.	7	Mississippi St.	2015
	7	Alabama A&M	2025
3.	6	at Ole Miss	2015
	6	Pittsburg (Kan.) St.	1936
5.	5	at Mississippi St.	2024
	5	BYU	2022
	5	Kentucky	2012
	5	UTEP	2010
	5	at Auburn	2010
	5	Mississippi St.	2009
	5	Troy	2009
	5	Georgia	2009
	5	Mississippi St.	2007
	5	Vanderbilt	1994

SEASON

1.	36		2010
2.	32		2009
3.	31		2015
4.	26		2022
	26		2016
	26		2011
	26		1998
8.	24		2007
9.	23		2012
	23		2006



Behind quarterback **RYAN MALLETT** in 2010, Arkansas led the SEC and ranked in the top six nationally in total passing yards (4,338), passing yards per game (333.7) and touchdown passes (36), all of which are program records.

TEAM OFFENSE RECORDS

TOTAL PLAYS

GAME

1.	110	Wichita St. (63 rushes, 47 passes, 545 yards, 4 TD)	1969
2.	107	at Rice (81 rushes, 26 passes, 620 yds, 5 TD)	1981
	107	Oklahoma St. (77 rushes, 30 passes, 500 yds, 6 TD)	1969
4.	106	at Ole Miss (80 rushes, 26 passes, 531 yards, 8 TD)	2001
5.	99	at Kentucky (71 rushes, 28 passes, 9 TD)	2003
6.	98	at Texas A&M (39 rushes, 59 passes, 515 yards, 1 TD)	2012
7.	97	at Houston (56 rushes, 41 passes, 1 TD)	1990
	97	TCU (85 rushes, 12 passes, 610 yds, 6 TD)	1980
9.	95	Texas Tech (60 rushes, 35 passes, 1 TD)	1990
	95	TCU (75 rushes, 20 passes, 4 TD)	1986

SEASON

1.	962	605 rushes, 357 passes, 53 TD	2022
2.	942	643 rushes, 299 passes, 40 TD	2002
3.	938	625 rushes, 313 passes, 57 TD	2007
4.	930	626 rushes, 304 passes, 54 TD	2003
5.	923	517 rushes, 406 passes, 47 TD	2016
6.	916	557 rushes, 359 passes, 52 TD	2014
7.	908	494 rushes, 414 passes, 50 TD	2024
8.	902	588 rushes, 314 passes, 48 TD	2021
9.	893	644 rushes, 249 passes, 33 TD	1982
10.	886	512 rushes, 374 passes, 62 TD	2015
	886	421 rushes, 465 passes, 58 TD	2010

TOTAL YARDS

GAME

1.	859	Pittsburg (Kan.) St. (594 rush, 265 pass, 86 plays, 8 TD)	1936
2.	713	North Texas (446 rush, 267 pass, 80 plays, 8 TD)	2007
3.	687	Ark.-Pine Bluff (279 rush, 408 pass, 70 plays, 10 TD)	2024
4.	684	Nicholls (495 rush, 189 pass, 54 plays, 10 TD)	2014
5.	681	Kansas (394 rush, 287 pass, 7 TD)	2022
6.	676	at Ole Miss (350 rush, 326 pass, 93 plays, 81 plays 7 TD)	2021
7.	673	at Mississippi St. (359 rush, 314 pass, 66 plays, 7 TD)	2024
8.	661	at Mississippi St. (357 rush, 304 pass, 67 plays, 8 TD)	2016
9.	658	at TCU (296 rush, 362 pass, 83 plays, 7 TD)	1970
10.	650	South Carolina (541 rush, 109 pass, 69 plays, 7 TD)	2007

SEASON

1.	6,273	1,935 rushing, 4,338 passing, 58 TD	2010
2.	6,114	3,075 rushing, 3,039 passing, 53 TD	2022
3.	6,051	2,565 rushing, 3,486 passing, 62 TD	2015
4.	5,973	2,402 rushing, 3,570 passing, 40 TD	2024
5.	5,850	3,725 rushing, 2,125 passing, 57 TD	2007
6.	5,742	2,961 rushing, 2,781 passing, 48 TD	2021
7.	5,695	1,786 rushing, 3,909 passing, 51 TD	2011
8.	5,607	3,145 rushing, 2,462 passing, 54 TD	2003
9.	5,569	2,135 rushing, 3,434 passing, 47 TD	2016
10.	5,555	1,713 rushing, 3,842 passing, 55 TD	2009

TOTAL YARDS PER GAME

SEASON

1.	482.5	6,273 in 13 games	2010
2.	470.3	6,114 in 13 games	2022
3.	465.5	6,051 in 13 games	2015
4.	459.5	5,973 in 13 games	2024
5.	454.8	5,458 in 12 games	2025
6.	450.0	5,850 in 13 games	2007
7.	447.8	4,926 in 11 games	1989
8.	445.3	4,898 in 11 games	1971
9.	441.7	5,742 in 13 games	2021
10.	438.1	5,695 in 13 games	2011

TOTAL YARDS PER PLAY

GAME

1.	12.67	Nicholls (54 for 684 yards)	2014
2.	10.86	Arkansas St. (58 for 630 yards)	2025
3.	10.76	Northwestern (La.) St. (49 for 527 yards)	1947
4.	10.33	Eastern Michigan (57 for 589 yards)	2009
5.	10.20	at Mississippi St. (73 for 673 yards)	2024
6.	9.99	Alcorn St. (56 for 559 yards)	2016
	9.99	Pittsburg (Kan.) St. (86 for 859 yards)	1936
8.	9.42	South Carolina (69 for 650 yards)	2007
9.	9.87	at Mississippi St. (67 for 661 yards)	2016
10.	9.81	Ark.-Pine Bluff (70 for 687 yards)	2024

SEASON

1.	7.08	886 for 6,273 yards	2010
2.	6.98	786 for 5,458 yards	2025
3.	6.83	886 for 6,051 yards	2015
4.	6.66	834 for 5,555 yards	2009
5.	6.58	908 for 5,973 yards	2024
6.	6.45	883 for 5,695 yards	2011
7.	6.37	902 for 5,742 yards	2021
8.	6.36	962 for 6,114 yards	2022
9.	6.29	841 for 5,292 yards	2006
10.	6.24	938 for 5,850 yards	2007

RUSHING FIRST DOWNS

GAME

1.	29	TCU	1980
2.	24	at Texas Tech	2014
	24	Oklahoma St.	1969
4.	23	North Texas	1971
5.	22	Ole Miss	2021
	22	South Carollina	2007
	22	at Ole Miss	2001
8.	21	Penn St.	2022
	21	Missouri	2020
	21	Northwestern (La.) St.	1961
	21	at SMU	1959

SEASON

1.	183	1989
	183	1987
3.	172	1978
4.	167	2022
5.	165	2007
6.	163	2021
7.	157	1986
	157	1985
9.	156	1975
10.	153	1974

PASSING FIRST DOWNS

GAME

1.	24	at Ole Miss	2015
2.	22	Ark.-Pine Bluff	2024
3.	21	Mississippi St.	2015
4.	20	Toledo	2015
5.	19	Mississippi St.	2011
	19	Texas A&M	2011
	19	at Auburn	2010
	19	Louisiana Monroe	2010
	19	Troy	2009
	19	Missouri St.	2009

SEASON

1.	173	2010
2.	167	2015
3.	166	2011
4.	150	2024
	150	2016
6.	147	2009
7.	142	2012
8.	134	2008
9.	131	2025
10.	126	2022

TOTAL FIRST DOWNS

GAME

1.	39	at Ole Miss	2021
2.	37	at TCU	1980
3.	35	at Ole Miss	2015
4.	34	Ark.-Pine Bluff	2024
	34	at BYU	2022
	34	at Missouri	2020
	34	New Mexico	2011
	34	South Florida	2002
	34	Navy	1982
	34	at Rice	1981
	34	Oklahoma St.	1969

SEASON

1.	314	149 rush, 150 pass, 15 penalty	2024
2.	311	167 rush, 126 pass, 18 penalty	2022
3.	305	129 rush, 167 pass, 9 penalty	2015
4.	291	105 rush, 173 pass, 13 penalty	2010
5.	288	116 rush, 150 pass, 22 penalty	2016
	288	146 rush, 120 pass, 22 penalty	2014
7.	286	163 rush, 104 pass, 19 penalty	2021
8.	279	93 rush, 166 pass, 20 penalty	2011
9.	278	128 rush, 131 pass, 19 penalty	2025
10.	273	165 rush, 97 pass, 11 penalty	2007
	273	142 rush, 117 pass, 14 penalty	2003



KNILE DAVIS totalled 1,458 all-purpose yards in 2010 to help the Hogs average a school-record 482.5 yards of total offense, which also ranked second in the SEC and ninth nationally.



TEAM PUNTS/RETURNS/SCORING RECORDS

TOTAL PUNTS

GAME

1.	13	Oklahoma St.	1946
2.	12	TCU (442 for 36.8 average)	1959
3.	11	at SMU (506 for 46.0 average)	1965
4.	10	at Auburn (415 for 41.5 average)	2016
	10	at Alabama (402 for 40.2 average)	2015
	10	at Alabama (358 for 35.8 average)	2009
	10	UNLV (434 for 43.4 average)	2001
	10	at Texas A&M (379 for 37.9 average)	1987
	10	Texas Tech (495 for 49.5 average)	1986
	10	at Rice (349 for 34.9 average)	1963
	10	Tulsa (301 for 30.1 average)	1961
	10	Texas (350 for 35.0 average)	1959
	10	at Baylor (330 for 33.0 average)	1955

SEASON

1.	76	40.5 average	1992
2.	74	36.9 average	2002
3.	73	37.5 average	1955
4.	70	36.7 average	1957
5.	69	40.3 average	1996
6.	68	37.5 average	2018
	68	42.2 average	1991
	68	36.8 average	1958
	68	37.9 average	1949
10.	67	42.5 average	2001
	67	41.7 average	2000
	67	38.1 average	1950

PUNTING YARDS

GAME

1.	506	SMU (11 punts)	1965
2.	495	Texas Tech (10 punts)	1986
3.	442	TCU (12 punts)	1959
4.	434	UNLV (10 punts)	2001
5.	419	Texas A&M (8 punts)	1976
6.	415	at Auburn (10 punts)	2016
7.	402	at Alabama (10 punts)	2015
8.	401	Houston (8 punts)	1983
9.	389	Alabama (8 punts)	2002
10.	387	at Baylor (9 punts)	1986

SEASON

1.	3,075	76 for 40.5 average	1992
2.	2,867	68 for 42.2 average	1991
3.	2,848	67 for 42.5 average	2001
4.	2,801	65 for 43.1 average	1976
5.	2,793	67 for 41.7 average	2000
6.	2,791	64 for 43.6 average	1983
7.	2,777	69 for 40.3 average	1996
8.	2,770	59 for 46.9 average	2023
9.	2,737	73 for 37.5 average	1955
10.	2,729	74 for 36.9 average	2002

PUNTING AVERAGE

GAME

1.	62.0	at BYU (1 punt)	2022
	62.0	Arkansas St. (1 punt)	2025
3.	61.0	at Texas (3 punts)	1980
4.	59.0	at Baylor (2 punts)	1988
5.	58.3	Tulsa (3 punts)	2012
6.	57.3	Tennessee (3 punts)	2024
7.	54.0	Texas A&M (1 punt)	1959
8.	53.5	South Carolina (4 punts)	2013
	53.5	Texas A&M (2 punts)	2025
10.	53.0	at Mississippi St. (1 punt)	2024

SEASON

1.	46.9	59 for 2,770 yards	2023
2.	46.2	54 for 2,493 yards	1986
3.	45.3	53 for 2,400 yards	2001
4.	45.2	41 for 1,855 yards	2024
5.	44.9	51 for 2,234 yards	1984
6.	44.8	35 for 1,568 yards	2025
7.	44.7	54 for 2,416 yards	2012
8.	44.5	59 for 2,626 yards	2016
9.	44.3	48 for 2,127 yards	1977
10.	43.6	64 for 2,791 yards	1983

TOTAL PUNT RETURNS

GAME

1.	9	North Texas (165 yards)	1971
	9	Rice (89 yards)	1964
3.	8	Missouri St. (188 yards)	2011
	8	at Ole Miss (53 yards)	1985
	8	at Texas Tech (130 yards)	1979
	8	TCU (107 yards)	1967
	8	Tulsa (137 yards)	1961
8.	7	Baylor (110 yards)	1970
	7	Wichita St. (159 yards)	1969
	7	TCU (59 yards)	1968
	7	Oklahoma St. (33 yards)	1967
	7	Tulsa (95 yards)	1957

SEASON

1.	45	700 yards	1950
2.	44	544 yards	1985
3.	43	319 yards	1982
	43	423 yards	1957
5.	41	300 yards	1992
6.	40	305 yards	1977
7.	37	439 yards	2002
	37	433 yards	1967
9.	36	247 yards	1994
	36	291 yards	1979

PUNT RETURN YARDAGE

GAME

1.	188	Missouri St. (8 returns)	2011
2.	165	North Texas (9 returns)	1971
3.	159	Wichita St. (7 returns)	1969
4.	144	Ole Miss (4 returns)	2010
5.	141	Ark.-Pine Bluff (5 returns)	2021
6.	137	Tulsa (8 returns)	1961
7.	127	at Kentucky (5 returns)	2003
8.	110	Baylor (7 returns)	1970
9.	107	TCU (8 returns)	1967
10.	105	Missouri St. (3 returns)	2022

SEASON

1.	700	45 returns	1950
2.	544	44 returns	1985
3.	536	27 returns	1948
4.	534	32 returns	1964
5.	463	33 returns	1962
6.	441	34 returns	2003
7.	439	37 returns	2002
8.	433	37 returns	1967
9.	423	43 returns	1957
10.	421	26 returns	1963

PUNT RETURN AVERAGE

SEASON

1.	19.85	27 for 536 yards	1948
2.	16.69	32 for 534 yards	1964
3.	16.19	26 for 421 yards	1963
4.	15.96	25 for 399 yards	1955
5.	15.56	45 for 700 yards	1950
6.	15.55	20 for 311 yards	2010
7.	15.00	27 for 405 yards	1966
8.	14.75	28 for 413 yards	1960
9.	14.03	33 for 463 yards	1962
10.	13.67	12 for 164 yards	1954

TOTAL KICKOFF RETURNS

GAME

1.	10	at Auburn (179 yards)	2010
2.	8	Alabama (184 yards)	2008
	8	at LSU (103 yards)	2003
	8	Minnesota (128 yards)	2002
	8	at Tennessee (161 yards)	2000
	8	at Tulsa (222 yards)	1952
7.	7	at Ole Miss (156 yards)	2017
	7	at Alabama (129 yards)	2013
	7	at Mississippi St. (108 yards)	2012
	7	LSU (109 yards)	2008
	7	Missouri (168 yards)	2007
	7	at Tennessee (117 yards)	2007
	7	at Georgia (125 yards)	2001
	7	Boise St. (135 yards)	2000

SEASON

1.	54	1,047 yards	2010
	54	1,283 yards	2009
3.	53	1,004 yards	1990
4.	52	1,104 yards	2008
5.	51	1,125 yards	2007
6.	45	957 yards	2017
7.	44	872 yards	1952
8.	42	974 yards	2011
	42	872 yards	2002
10.	41	867 yards	2001
	41	688 yards	1987

KICKOFF RETURN YARDAGE

GAME

1.	222	at Tulsa (8 returns)	1952
2.	200	Hardin-Simmons (2 returns)	1958
3.	197	Alabama (6 returns)	2002
4.	194	Stanford (6 returns)	1970
5.	184	Alabama (8 returns)	2008
	184	Southern California (6 returns)	2005
7.	179	at Auburn (10 returns)	2010
8.	178	South Carolina (4 returns)	2011
9.	168	Missouri (7 returns)	2007
10.	163	Troy (4 returns)	2007

SEASON

1.	1,283	54 returns	2009
2.	1,125	51 returns	2007
3.	1,104	52 returns	2008
4.	1,047	54 returns	2010
5.	1,004	53 returns	1990
6.	974	42 returns	2011
7.	965	33 returns	2005
8.	957	45 returns	2017
9.	921	37 returns	2006
10.	872	42 returns	2002
	872	44 returns	1952

KICKOFF RETURN AVERAGE

SEASON

1.	29.20	33 for 965 yards	2005
2.	25.70	24 for 617 yards	2014
3.	25.48	29 for 739 yards	1992
4.	24.89	37 for 921 yards	2006
5.	24.74	19 for 470 yards	1962
6.	23.75	54 for 1,283 yards	2009
7.	23.19	42 for 974 yards	2011
8.	23.04	23 for 530 yards	2018
9.	23.00	26 for 598 yards	1986
10.	22.40	12 for 269 yards	2025

TOTAL POINTS

GAME

1.	100	Southwest Missouri St. (100-0)	1911
2.	82	Oklahoma Mines (82-0)	1916
3.	73	Nicholls (73-7)	2014
	73	Rhodes College (73-0)	1928
5.	72	Ouachita College (72-0)	1908
6.	71	at Kentucky (71-63 7OT)	2003
7.	70	Ark.-Pine Bluff (70-0)	2024
8.	66	North Texas (66-7)	2007
9.	65	Drury College (65-6)	1911
10.	64	Northwestern (La.) St. (64-0)	1947

SEASON

1.	485	13 games	2007
2.	478	13 games	2011
3.	474	13 games	2010
4.	468	13 games	2009
5.	467	13 games	2015
6.	436	13 games	2003
7.	423	13 games	2022
8.	415	13 games	2014
9.	404	14 games	2006
10.	402	13 games	2024
	402	13 games	2021
	402	11 games	1970

POINTS PER GAME

SEASON

1.	37.3	485 in 13 games	2007
2.	36.8	478 in 13 games	2011
3.	36.5	474 in 13 games	2010
	36.5	402 in 11 games	1970
5.	36.0	468 in 13 games	2009
6.	35.9	467 in 13 games	2015
7.	33.5	436 in 13 games	2003
8.	32.9	395 in 12 games	2025
9.	32.6	261 in 8 games	1916
10.	32.5	423 in 13 games	2022
	32.5	390 in 12 games	1998

TOTAL TOUCHDOWNS

GAME

1.	12	Oklahoma Mines	1916
2.	10	Ark.-Pine Bluff	2024
	10	Nicholls (6 rush, 4 pass)	2014
	10	Northwestern (La.) St. (9 rush, 1 pass)	1947
5.	9	UT Martin (6 rush, 3 pass)	2015
	9	New Mexico St. (5 rush, 3 pass, 1 blk punt)	2004
	9	at Kentucky (5 rush, 3 pass, 1 blk punt)	2003
	9	North Texas (7 rush, 2 pass)	1971
9.	8	Arkansas St. (4 rush, 4 pass)	2025
	8	at Mississippi St. (5 rush, 3 pass)	2016
	8	Troy (3 rush, 5 pass)	2009
	8	Eastern Michigan (4 rush, 3 pass, 1 blk punt)	2009
	8	North Texas (5 rush, 3 pass)	2007
	8	Southeast Missouri St. (5 rush, 3 pass)	2006
	8	Pittsburg (Kan.) St. (2 rush, 6 pass)	1936
	8	North Texas (7 rush, 1 pass)	1965
	8	Wichita St. (3 rush, 3 pass, 1 INT ret., 1 punt ret.)	1970

SEASON

1.	62		2015
	62		2007
3.	60		2010
	60		2009
5.	59		2011
6.	56		2014
	56		2003
8.	55		2006
9.	54		2022
10.	53		1970

FIELD GOALS

SEASON

1.	24		1988
2.	21		2011
3.	20		2021
	20		1989
5.	19		2018
	19		1981
	19		1979
	19		1977
9.	18		2002
10.	17		2024
	17		2007
	17		1998
	17		1992

PATS

SEASON

1.	58		2015
	58		2009
	58		2007
4.	56		2010
5.	55		2011
6.	52		2014
7.	50		2022
	50		2006
	50		2003
	50		1970

TEAM MISCELLANEOUS RECORDS

TOTAL PENALTIES

GAME			
1.	18	Mississippi St. (193)	2025
	17	Air Force (144 yards)	1975
3.	15	Tulsa (120 yards)	1963
	15	Texas Tech (142 yards)	1957
5.	14	Texas A&M (112 yards)	2011
	14	at Georgia (97 yards)	2001
	14	at Texas A&M (100 yards)	1964
8.	13	at Georgia (101 yards)	2021
	13	Rice (117 yards)	2021
	13	Vanderbilt (130 yards)	2010
	13	Texas A&M (108 yards)	2010
	13	at Kentucky (102 yards)	2008
	13	Troy (112 yards)	2002
	13	Utah St. (112 yards)	1976
	13	Oklahoma St. (155 yards)	1956

TOTAL PENALTY YARDS

GAME			
1.	193	Mississippi St. (193)	2025
2.	155	Oklahoma St. (13)	1956
3.	144	Air Force (17)	1975
4.	142	Texas Tech (15)	1957
5.	132	at TCU (12)	1974
6.	130	Vanderbilt (13)	2010
7.	123	Wisconsin (12)	2006
8.	121	South Carolina (10)	2022
9.	120	Tulsa (15)	1963
10.	119	TCU (12)	1971

HOGS BY THE NUMBERS

GAMES PLAYED: 1,344 in 132 seasons
GAMES WON: 749
GAMES LOST: 555
GAMES TIED: 40
FAYETTEVILLE: 326-151-10 (.680)
LITTLE ROCK: 172-68-5 (.711)
DONALD W. REYNOLDS RAZORBACK STADIUM: 209-123-2 (.629)
WAR MEMORIAL STADIUM: 155-61-4 (.714)
AT&T STADIUM: 5-9 (.357)
HOME: 482-229-15 (.674)*
ROAD: 201-263-22 (.436)
NEUTRAL: 42-63-6 (.405)
OVERTIME GAMES: 15-8 (.652)
SEC RECORD: 105-167-2 (.387)
FINAL SOUTHWEST CONFERENCE RECORD: 249-195-16 (.559)
NATIONAL CHAMPIONSHIPS: 1; 1964 (FWAA and Helms Athletic Foundation)
SWC CHAMPIONSHIPS: 13; 1936, 1946, 1954, 1959, 1960, 1961, 1964, 1965, 1968, 1975, 1979, 1988, 1989
SEC WESTERN DIVISION CHAMPIONSHIPS: 4; 1995, 1998, 2002, 2006
LONGEST WINNING STREAK: 22, 1963-65
LONGEST STRING OF GAMES WITHOUT DEFEAT: 22, 1963-65
UNDEFEATED SEASONS: 2; 1909, 1964
UNTIED, UNBEATEN SEASONS: 2; 1909, 1964
UNDEFEATED SWC SEASONS: 4; 1920, 1964, 1965, 1988
UNTIED, UNBEATEN SWC SEASONS: 3; 1964, 1965, 1988
MOST VICTORIES IN ONE SEASON: 11; 1964, 1977, 2011
HIGHEST GAME SCORE BY ARKANSAS: 100 (SMS, 1911)
HIGHEST GAME SCORE BY OPPONENT: 103 (Oklahoma, 1918)
LARGEST VICTORY MARGIN: 100 (100-0, SMS, 1911)
LARGEST DEFEAT MARGIN: 103 (103-0, Oklahoma, 1918)
MOST TEAMS HELD SCORELESS BY ARKANSAS: 6, 1923
FEWEST GAMES PLAYED BY ARKANSAS: 1, 1895
MOST GAMES PLAYED BY ARKANSAS: 14, 2002, 2006
CONSECUTIVE GAMES SCORING STREAK: 188, 1995-2012
CONSECUTIVE PASSES WITHOUT AN INTERCEPTION: 182, Ole Miss-Penn St. , 2021
SHUTOUTS: Arkansas has 207 shutouts in 131 seasons

**Arkansas' home record also includes a 6-3-1 mark in games played in Fort Smith, Ark. and a 1-0 mark in games played in Texarkana, Ark.*



Behind quarterback **BRANDON ALLEN**, Arkansas set a program record with four 50-point scoring performances in 2015, including a record three in SEC play. In the four games against Auburn (54), UT Martin (63), Ole Miss (53) and Mississippi State (50), Allen went a combined 96-of-138 for 1,346 yards and 18 touchdowns through the air.

TEAM RUSHING DEFENSE RECORDS

RUSHING ATTEMPTS

GAME

1.	14	New Mexico St. (11 yards)	2017
	14	Florida (12 yards)	2016
3.	15	at South Carolina (51 yards)	2006
	15	South Florida (48 yards)	2002
	15	Auburn (91 yards)	1995
6.	16	at LSU (260 yards)	2019
	16	at Texas A&M (32 yards)	1966
8.	17	Baylor (89 yards)	1964
	17	Missouri School of Mines (32 yards)	1943
10.	18	Texas (2 yards)	2014
	18	at Rice (15 yards)	1981
	18	North Texas (14 yards)	1965

SEASON

1.	355	(765 yards)	1965
2.	377	(1,294 yards)	1989
3.	382	(907 yards)	1962
4.	388	(997 yards)	1966
5.	390	(1,050 yards)	1998
6.	392	(1,136 yards)	1999
7.	393	(1,198 yards)	1987
8.	394	(1,010 yards)	1988
9.	400	(970 yards)	1964
10.	403	(1,514 yards)	2015
	403	(1,879 yards)	2005
	403	(1,441 yards)	1986

RUSHING YARDS

GAME

1.	-27	Texas (25 rushes)	1999
2.	-25	at Texas Tech (39 rushes)	1981
3.	-23	Tulsa (35 rushes)	1973
4.	-20	Pittsburg (Kan.) St. (42 rushes)	1936
5.	-19	Oklahoma St. (22 rushes)	1969
6.	-15	at Texas A&M (46 rushes)	1970
7.	-9	SMU (22 rushes)	1950
8.	-5	Wisconsin (28 rushes)	2006
9.	-2	Northwestern (La.) St. (23 rushes)	1947
10.	2	Texas (18 rushes)	2014

SEASON

1.	756	355 rushes	1965
2.	907	382 rushes	1962
3.	970	400 rushes	1964
4.	997	388 rushes	1966
5.	1,010	394 rushes	1988
6.	1,050	390 rushes	1998
7.	1,064	420 rushes	1982
8.	1,131	342 rushes	1996
9.	1,136	392 rushes	1999
10.	1,145	428 rushes	1961

RUSHING YARDS PER GAME

SEASON

1.	75.6	756 yards in 10 games	1965
2.	90.7	907 yards in 10 games	1962
3.	91.8	1,010 yards in 11 games	1988
4.	95.5	1,050 yards in 11 games	1998
5.	96.7	1,064 yards in 11 games	1982
6.	97.0	970 yards in 10 games	1964
7.	99.7	997 yards in 10 games	1966
8.	99.8	1,198 yards in 12 games	1987
9.	102.8	1,131 yards in 11 games	1996
10.	103.3	1,136 yards in 11 games	1999

YARDS PER RUSH

GAME

1.	-1.08	Texas, (25 for -27 yards)	1999
2.	-0.86	Oklahoma St. (22 for -19 yards)	1969
3.	-0.66	Tulsa (35 for -23 yards)	1973
4.	-0.64	at Texas Tech (39 for -25 yards)	1981
5.	-0.48	Pittsburg (Kan.) St. (42 for -20 yards)	1936
6.	-0.41	SMU (22 for -9 yards)	1950
7.	-0.33	Texas A&M (46 for -15 yards)	1970
8.	-0.18	Wisconsin (28 for -5 yards)	2006
9.	-0.09	Northwestern (La.) St. (23 for -2 yards)	1947
10.	0.11	Texas (18 for 2 yards)	2014

SEASON

1.	2.13	355 for 756 yards	1965
2.	2.37	382 for 907 yards	1962
3.	2.43	400 for 970 yards	1964
4.	2.53	420 for 1,064 yards	1982
5.	2.56	394 for 1,010 yards	1988
6.	2.57	388 for 997 yards	1966
7.	2.66	461 for 1,226 yards	1951
8.	2.67	468 for 1,250 yards	1978
9.	2.68	428 for 1,145 yards	1961
10.	2.69	390 for 1,050 yards	1998



THE RAZORBACK DEFENSE moved into the record books following Arkansas' 31-7 Texas Bowl win over Texas in 2014. The Razorbacks allowed just two rushing yards against the Longhorns, the 10th-best performance in school history. The 0.11 yards per rush allowed also cracked the top 10.

TEAM PASSING DEFENSE RECORDS

PASS ATTEMPTS

GAME

1.	1	at Rice (1 comp)	1961
2.	3	at Texas (1 comp)	1976
	3	at Texas (1 comp)	1972
4.	4	at SMU (0 comp)	1975
5.	5	at TCU (3 comp)	1979
	5	at Texas (3 comp)	1970
	5	Oklahoma St. (0 comp)	1953
8.	6	Texas A&M (5 comp)	1976
	6	at Oklahoma St. (3 comp)	1975
	6	at Texas A&M (3 comp)	1960
	6	TCU (4 comp)	1955

SEASON

1.	121	57 completions	1961
	121	54 completions	1960
3.	122	48 completions	1954
4.	144	70 completions	1957
	144	73 completions	1953
6.	149	58 completions	1955
7.	161	72 completions	1948
8.	162	61 completions	1950
9.	163	79 completions	1947
10.	164	84 completions	1959

PASS COMPLETIONS

GAME

1.	0	at SMU (4 attempts)	1975
	0	Oklahoma St. (5 attempts)	1960
	0	at Texas A&M (8 attempts)	1956
	0	Ole Miss (8 attempts)	1956
	0	Oklahoma St. (7 attempts)	1953
	0	at Rice (8 attempts)	1943

SEASON

1.	48	122 attempts	1954
2.	54	121 attempts	1960
3.	57	121 attempts	1961
4.	58	149 attempts	1955
5.	61	162 attempts	1950
6.	70	144 attempts	1957
7.	72	161 attempts	1948
8.	73	144 attempts	1953
9.	75	192 attempts	1974
10.	77	166 attempts	1964

COMPLETION PERCENTAGE

SEASON

1.	.377	61 of 162		1950
2.	.389	58 of 149		1955
3.	.391	75 of 192		1974
4.	.393	48 of 122		1954
5.	.415	98 of 236		1949
6.	.430	80 of 156		1951
7.	.432	98 of 227		1977
8.	.441	87 of 197		1975
9.	.446	54 of 121		1960
10.	.447	72 of 161		1948



BROOKS ELLIS was one of four Razorbacks to return an interception for a touchdown in 2016, good for the program's most interceptions returned for touchdowns dating back to at least 1985.

PASSING YARDS

GAME

1.	0	at SMU (0-for-4)	1975
	0	Oklahoma St. (0-for-7)	1960
	0	at Texas A&M (0-for-8)	1956
	0	Ole Miss (0-for-8)	1956
	0	Oklahoma St. (0-for-5)	1953
	0	Northwestern (La.) St.	1947
	0	at Rice (0-for-8)	1943
8.	3	Pittsburg (Kan.) St. (1-for-14)	1936
9.	6	Houston (1-for-13)	1977
	6	at Rice (1-for-1)	1961

SEASON

1.	538	48 for 122	1954
2.	629	57 for 121	1961
3.	641	54 for 121	1960
4.	797	58 for 148	1955
5.	835	77 for 166	1964
6.	839	72 for 161	1948
7.	866	79 for 163	1947
8.	949	84 for 164	1959
9.	958	73 for 144	1953
10.	964	87 for 185	1956

PASSING TOUCHDOWNS

SEASON

1.	1	1977
2.	2	1973
3.	3	1975
	3	1969
	3	1964
	3	1960
	3	1959
8.	4	1982
	4	1979
	4	1966

MOST INTERCEPTIONS

GAME

1.	9	SMU	1970
2.	8	at SMU	1951
3.	7	at Texas Tech	1968
	7	Rice	1966
5.	6	Ole Miss	2020
	6	Mississippi St.	2003
	6	at Baylor	1965
	6	at TCU	1964
	6	Tulsa	1963
10.	5	FIU	2007
	5	Louisiana Monroe	2006
	5	Wichita St.	1970
	5	Texas Tech	1969
	5	Texas	1955
	5	at Rice	1949

INTERCEPTION RETURN YARDS

GAME

1.	136	Ole Miss (3 returns)	2014
2.	129	at Mississippi St. (2 returns)	2006
3.	114	Tulsa (6 returns)	1963
4.	109	at Texas (2 returns)	1956
5.	105	at Auburn (2 returns)	2001
6.	101	Western Carolina (2 returns)	2023
7.	100	North Texas (2 returns)	2007
8.	94	SMU (9 returns)	1970
9.	90	at Texas Tech (7 returns)	1968



TEAM DEFENSE RECORDS

FEWEST TOTAL PLAYS

GAME

1.	24	Northwestern (La.) St.	1947
2.	39	at Rice	1981
	39	at Rice	1961
4.	40	Kentucky	2012
	40	Baylor	1964
	40	Abilene Christian	1948
7.	41	Tulsa	1961
8.	42	Missouri St.	2000
	42	at TCU	1964
	42	Texas Tech	1959

SEASON

1.	549	428 rush, 121 pass	1961
2.	553	432 rush, 121 pass	1960
3.	566	400 rush, 166 pass	1964
4.	581	382 rush, 199 pass	1962
5.	592	431 rush, 161 pass	1948
6.	610	446 rush, 164 pass	1959
7.	616	421 rush, 195 pass	1963
8.	645	496 rush, 149 pass	1955
9.	646	355 rush, 291 pass	1965
10.	647	461 rush, 186 pass	1951

FEWEST TOTAL YARDS

GAME

1.	-17	Pittsburg (Kan.) St. (-20 rushing, 3 passing)	1936
2.	-2	Northwestern (La.) St. (-2 rushing, 0 passing)	1947
3.	40	Abilene Christian (26 rushing, 14 passing)	1948
4.	59	Texas (2 rushing, 57 passing)	2014
5.	64	Northwestern (La.) St. (32 rushing, 32 passing)	1946
6.	65	TCU (28 rushing, 37 passing)	1982
7.	74	Northwestern (La.) St. (52 rushing, 22 passing)	1961
8.	77	at Rice (71 rushing, 6 passing)	1961
9.	78	Oklahoma St. (-19 rushing, 97 passing)	1969
10.	83	Tulsa (62 rushing, 21 passing)	1961

SEASON

1.	1,774	1,145 rushing, 629 passing	1961
2.	1,805	970 rushing, 835 passing	1964
3.	1,971	1,330 rushing, 641 passing	1960
4.	2,001	907 rushing, 1,094 passing	1962
5.	2,136	1,297 rushing, 839 passing	1948
6.	2,209	1,177 rushing, 1,032 passing	1963
7.	2,417	1,468 rushing, 949 passing	1959
8.	2,418	1,226 rushing, 1,192 passing	1951
9.	2,456	756 rushing, 1,700 passing	1965
10.	2,504	997 rushing, 1,507 passing	1966

FEWEST YARDS PER GAME

SEASON

1.	177.4	1,774 in 10 games	1961
2.	180.5	1,805 in 10 games	1964
3.	197.1	1,971 in 10 games	1960
4.	200.1	2,001 in 10 games	1962
5.	213.6	2,136 in 10 games	1948
6.	220.9	2,209 in 10 games	1963
7.	241.7	2,417 in 10 games	1959
8.	241.8	2,418 in 10 games	1951
9.	244.1	2,685 in 11 games	1978
10.	245.6	2,456 in 10 games	1965

RUSHING FIRST DOWNS ALLOWED

GAME

1.	0	Northwestern (La.) St.	1947
2.	1	Rice	2021
	1	Florida	2016
	1	Texas	2014
	1	Wisconsin	2006
	1	Southeast Missouri St.	2006
	1	Tulsa	1966
	1	Texas A&M	1965
	1	at TCU	1964
	1	Texas A&M	1963
11.	2	at Oklahoma St.	2024
	2	New Mexico St.	2017
	2	Kansas St.	2015
	2	Louisiana Monroe	2008
	2	at Ole Miss	2005
	2	at Georgia	2005
	2	at Mississippi St.	2000
	2	Southwest Missouri St.	2000
	2	TCU	1982
	2	North Texas	1965
	2	at Baylor	1965
	2	Tulsa	1965

SEASON

1.	53	1965
2.	56	1962
3.	60	1964
	60	1951
5.	65	1985
6.	66	1988
7.	68	1963
	68	1961
	68	1948

PASSING FIRST DOWNS ALLOWED

GAME

1.	0	Chattanooga	2007
	0	Tulsa	1981
	0	Houston	1977
	0	at SMU	1975
	0	Rice	1964
	0	Oklahoma St.	1961
	0	Rice	1960
	0	Oklahoma St.	1960
	0	Texas A&M	1956
	0	Ole Miss	1956
	0	Oklahoma St.	1953
	0	Northwestern (La.) St.	1947
	0	Rice	1943

TOTAL FIRST DOWNS ALLOWED

GAME

1.	0	Northwestern (La.) St.	1947
2.	2	TCU	1982
3.	4	at Rice	1981
4.	5	at Texas A&M	1962
	5	at Rice	1961
	5	at Northwestern (La.) St.	1961
	5	Tulsa	1961

SEASON

1.	104	60 rush, 38 pass, 6 penalty	1951
2.	106	68 rush, 32 pass, 6 penalty	1961
3.	114	68 rush, 41 pass, 5 penalty	1948
4.	117	60 rush, 43 pass, 14 penalty	1964
5.	121	56 rush, 56 pass, 9 penalty	1962
6.	122	81 rush, 32 pass, 9 penalty	1960
	122	86 rush, 28 pass, 8 penalty	1950
8.	129	68 rush, 50 pass, 10 penalty	1963
9.	135	61 rush, 68 pass, 6 penalty	1982
	135	N/A rush, 46 pass, N/A penalty	1947

POINTS ALLOWED

GAME

1.	0	207 times (Most recent: Ark.-Pine Bluff, 2024)

SEASON

1.	61	11 games	1933
2.	64	11 games	1964
3.	69	10 games	1924
4.	73	10 games	1966
5.	76	10 games	1934
6.	87	11 games	1960
	87	10 games	1936
8.	88	10 games	1926
9.	89	10 games	1937
10.	92	11 games	1946

MOST SACKS

SEASON

1.	42	250 yards lost	2022
2.	40	308	1998
3.	39	N/A	1988
4.	37	229	2010
	37	262	2006
	37	287	1995
7.	33	248	2005
	33	249	1994
	33	248	1989
	33	N/A	1985

MOST TACKLES FOR LOSS

SEASON

1.	103	491 yards lost	1998
2.	95	378	2010
	95	470	2006
4.	91	389	1999
	91	393	1978
6.	89	262	2001
7.	87	348	2002
8.	86	373	2007
	86	405	2005
10.	85	339	2009
	85	247	2003

YEARLY OFFENSIVE STATISTICS

Bowl game statistics not counted from 1947-2001. Bowl game statistics included from 2002-present.

YEAR	G	1ST DN	RUSH ATT	RUSH YDS	RUSH TD	PASS CMP	PASS ATT	PASS YDS	CMP PCT	PASS TD	INT	TOT OFF	TOT PTS	PUNT	PUNT AVG
1947	10	102	–	1,733	–	53	111	818	.477	–	–	2,551	191	–	35.8
1948	10	112	441	1,994	25	48	102	784	.471	9	10	2,778	227	66	38.4
1949	10	117	473	2,076	19	53	133	649	.398	6	18	2,725	167	68	37.9
1950	10	145	487	1,776	18	91	226	1,170	.403	5	**26**	2,946	156	67	38.1
1951	10	144	527	1,842	17	86	210	1,105	.410	8	21	2,947	178	64	37.1
1952	10	148	474	1,589	16	91	226	1,228	.403	8	22	2,817	166	57	37.2
1953	10	127	366	1,149	8	91	186	1,233	.489	9	13	2,382	116	59	37.1
1954	10	120	397	1,585	20	62	118	875	.525	8	10	2,460	189	60	39.7
1955	10	117	474	1,854	14	42	89	531	.472	4	8	2,385	126	73	37.5
1956	10	137	498	2,343	22	28	78	381	.359	2	8	2,724	160	52	37.1
1957	10	146	504	2,046	22	63	112	1,058	.563	6	6	3,104	187	70	36.7
1958	10	121	454	1,814	19	46	117	562	.393	3	10	2,376	147	68	36.8
1959	10	148	512	2,106	17	45	90	532	.500	4	13	2,638	149	53	36.6
1960	10	147	506	1,670	12	53	126	968	.421	12	9	2,638	179	58	33.9
1961	10	164	535	2,189	17	49	113	726	.434	8	10	2,915	180	49	36.0
1962	10	190	570	2,412	28	81	147	1,158	.551	11	7	3,570	286	45	35.2
1963	10	140	464	1,457	19	71	170	980	.418	7	10	2,485	179	60	37.4
1964	10	151	517	1,913	23	65	127	826	.512	6	8	2,739	221	51	36.1
1965	10	191	515	2,262	34	89	176	1,341	.506	10	8	3,603	324	57	40.5
1966	10	156	469	1,677	22	80	159	1,160	.503	8	7	3,837	218	53	39.6
1967	10	168	473	1,546	16	116	202	1,589	.574	11	14	3,135	200	64	35.1
1968	10	220	518	1,982	30	138	248	1,720	.556	13	10	3,702	334	55	39.9
1969	11	237	560	2,122	33	145	272	1,927	.533	12	7	4,049	353	52	37.5
1970	11	240	571	2,116	**35**	160	284	2,448	.563	15	15	4,564	402	40	36.5
1971	11	269	582	2,571	32	170	293	2,327	.580	11	16	4,898	343	46	34.0
1972	11	216	544	2,033	20	128	273	1,665	.469	9	17	3,698	228	62	35.1
1973	11	173	586	2,206	14	82	165	1,029	.497	3	13	3,235	124	63	36.7
1974	11	186	674	2,898	31	40	96	619	.417	6	5	3,517	285	54	39.4
1975	11	216	659	3,523	33	53	116	837	.457	5	9	4,360	305	37	43.0
1976	11	156	585	2,364	22	38	104	666	.365	3	8	3,030	220	65	43.1
1977	11	213	604	3,011	30	98	194	1,531	.505	13	12	4,542	358	48	44.3
1978	11	241	677	3,119	34	85	157	1,148	.541	6	9	4,267	326	55	40.4
1979	11	210	586	2,428	17	122	191	1,563	.639	11	9	3,991	275	55	40.8
1980	11	192	592	2,318	20	109	201	1,377	.542	7	11	3,695	238	54	43.3
1981	11	225	597	2,553	20	132	249	1,664	.530	11	13	4,217	298	64	38.7
1982	11	236	644	2,348	22	116	249	1,837	.466	11	16	4,185	275	61	41.0
1983	11	199	518	1,506	13	141	260	1,844	.542	9	9	3,350	204	64	43.6
1984	11	210	640	2,420	20	117	211	1,686	.555	11	15	4,106	253	51	43.8
1985	11	209	685	2,922	29	61	120	1,118	.508	7	4	4,040	305	54	42.6
1986	11	221	668	2,721	30	78	130	1,226	.600	7	2	3,947	303	54	46.2
1987	12	240	**753**	3,196	31	72	126	940	.571	3	7	4,136	283	60	39.3
1988	11	226	631	2,714	31	90	180	1,566	.500	5	5	4,280	346	53	41.6
1989	11	261	680	3,456	34	91	164	1,470	.555	7	11	4,926	358	38	37.1
1990	11	234	553	2,112	14	124	245	1,958	.506	18	10	4,070	263	60	36.5
1991	11	176	538	2,029	6	83	201	1,016	.413	8	12	3,045	160	68	42.2
1992	11	145	415	1,131	7	148	302	1,528	.490	6	12	2,659	172	76	40.5
1993	11	200	498	2,123	14	114	233	1,354	.489	6	10	3,477	165	56	37.7
1994	11	197	513	1,866	12	132	249	1,796	.530	14	10	3,662	212	56	39.1
1995	12	224	546	1,855	20	183	300	2,206	.610	12	11	4,061	274	59	39.6
1996	11	193	486	1,695	15	127	263	1,572	.483	6	15	3,267	174	69	40.3
1997	11	168	344	622	7	177	370	2,381	.478	12	15	3,003	181	71	41.3
1998	11	223	431	1,665	18	170	321	2,668	.530	26	8	4,333	359	50	38.1
1999	11	201	363	1,491	16	204	371	2,576	.550	21	13	4,067	326	51	39.3
2000	11	198	425	1,653	18	178	352	1,916	.506	14	15	3,569	264	67	41.7
2001	11	198	494	1,950	23	133	268	1,613	.496	10	11	3,563	291	67	42.5
2002	**14**	255	643	3,065	22	148	299	1,885	.495	18	13	4,950	370	74	36.9
2003	13	273	626	3,145	34	167	304	2,462	.549	20	9	5,607	436	54	39.3
2004	11	216	467	2,061	22	162	286	2,316	.566	19	13	4,377	328	54	37.8
2005	11	208	481	2,386	19	150	280	1,581	.536	13	12	3,967	283	50	41.8
2006	**14**	250	539	3,199	26	154	302	2,093	.510	23	18	5,292	404	63	36.9
2007	13	273	625	**3,725**	33	179	313	2,125	.572	24	11	5,850	**485**	61	40.0
2008	12	232	378	1,362	13	253	443	3,115	.571	19	18	4,477	263	58	42.6
2009	13	254	395	1,713	23	247	439	3,842	.563	32	9	5,555	468	65	37.8
2010	13	291	421	1,935	22	**301**	465	**4,338**	.647	**36**	15	**6,273**	474	54	41.8
2011	13	279	412	1,786	25	299	**471**	3,909	.635	26	7	5,695	478	53	45.3
2012	12	253	367	1,424	12	272	459	3,618	.593	23	16	5,042	282	54	44.7
2013	12	222	474	2,504	14	150	301	1,783	.498	15	11	4,286	248	53	44.5
2014	13	288	557	2,834	31	199	359	2,444	.554	21	6	5,278	415	59	40.1
2015	13	305	512	2,565	31	246	374	3,486	**.658**	31	8	6,051	467	44	40.3
2016	13	288	517	2,135	21	247	406	3,434	.608	26	15	5,569	394	59	44.5
2017	12	238	462	2,016	24	192	340	2,465	.565	18	9	4,481	345	59	38.6
2018	12	219	440	1,721	11	202	370	2,307	.546	17	18	4,028	260	68	37.5
2019	12	219	376	1,766	14	202	407	2,315	.496	14	15	4,081	257	59	39.3
2020	10	207	394	1,513	11	183	284	2,402	.644	20	6	3,915	257	62	42.1
2021	13	286	588	2,961	26	205	314	2,781	.653	22	5	5,742	402	61	41.8
2022	13	311	605	3,075	27	231	357	3,039	.647	26	7	6,114	423	63	39.6
2023	12	208	472	1,668	9	207	323	2,250	.641	22	8	3,918	319	59	**46.9**
2024	13	**314**	494	2,402	34	255	414	3,571	.616	16	9	5,973	402	41	45.2
2025	12	278	405	2,303	25	231	381	3,155	.606	22	11	5,458	395	**35**	39.1

Bold *indicates all-time best*



YEARLY DEFENSIVE STATISTICS

Bowl game statistics not counted from 1947-2001. Bowl game statistics included from 2002-present.

YEAR	G	1ST DN	RUSH ATT	RUSH YDS	RUSH TD	PASS CMP	PASS ATT	PASS YDS	CMP PCT	PASS TD	INT	TOT OFF	TOT PTS	PUNT	PUNT AVG
1947	10	135	–	1,709	–	79	163	866	.485	–	–	2,575	145	–	37.1
1948	10	114	431	1,297	–	72	161	839	.447	–	15	2,136	136	71	35.6
1949	10	152	452	1,541	–	98	236	1,407	.415	–	32	2,948	175	66	35.7
1950	10	122	491	1,886	–	61	162	1,068	**.377**	–	13	2,954	163	82	37.7
1951	10	**104**	461	1,226	–	80	186	1,192	.430	–	13	2,418	162	80	37.1
1952	10	196	604	2,131	–	96	209	1,599	.459	–	13	3,730	282	43	34.7
1953	10	156	526	2,102	–	73	144	958	.507	–	9	3,060	161	53	34.6
1954	10	156	544	2,260	–	**48**	122	**538**	.393	–	17	2,798	90	43	**33.8**
1955	10	145	496	1,785	–	58	149	797	.389	–	18	2,582	115	58	37.9
1956	10	171	544	2,066	–	87	185	964	.470	–	14	3,030	155	47	36.6
1957	10	153	535	1,880	–	70	144	976	.486	–	8	2,856	134	69	38.9
1958	10	167	487	1,836	–	103	210	1,147	.490	–	12	2,983	150	49	36.3
1959	10	139	446	1,468	10	84	164	949	.512	3	10	2,417	94	56	34.7
1960	10	122	432	1,330	7	54	**121**	641	.446	3	12	1,971	80	52	38.8
1961	10	106	428	1,145	7	57	**121**	629	.471	5	10	**1,774**	87	68	35.5
1962	10	121	382	907	9	95	199	1,094	.477	5	11	2,001	88	60	37.8
1963	10	129	421	1,177	7	89	195	1,032	.456	6	15	2,209	96	63	37.0
1964	10	117	400	970	5	77	166	835	.464	3	15	1,805	**57**	69	37.1
1965	10	148	**355**	**756**	8	154	291	1,700	.529	5	24	2,456	104	61	38.2
1966	10	150	388	997	6	138	288	1,507	.479	4	23	2,504	73	63	39.3
1967	10	160	472	1,415	14	117	230	1,346	.509	6	15	2,761	149	74	38.1
1968	10	204	430	1,380	10	175	312	2,093	.561	16	20	3,473	187	51	38.5
1969	10	151	408	1,202	–	138	297	1,553	.465	3	13	2,755	76	–	38.4
1970	11	170	503	1,353	14	131	278	1,585	.471	5	**32**	2,938	144	67	37.0
1971	11	140	479	1,419	7	112	239	1,334	.469	11	24	2,753	155	**86**	37.4
1972	11	176	580	2,344	23	90	197	1,270	.457	5	15	3,614	227	70	37.2
1973	11	177	570	2,208	18	103	190	1,315	.542	2	10	3,523	184	63	37.4
1974	11	169	554	2,024	11	75	192	1,082	.391	5	9	3,106	164	61	39.3
1975	11	190	604	2,086	11	87	197	1,131	.442	3	10	3,217	113	65	38.8
1976	11	186	536	1,719	12	119	224	1,562	.531	11	16	3,281	204	66	41.3
1977	11	165	539	1,741	10	98	227	984	.432	**1**	17	2,725	95	81	40.7
1978	11	156	468	1,250	10	116	238	1,435	.487	8	11	2,685	137	82	41.9
1979	11	183	519	2,162	7	103	220	1,280	.468	4	13	3,442	108	63	42.8
1980	11	192	556	2,195	22	106	219	1,407	.484	7	7	3,602	221	71	36.8
1981	11	175	467	1,429	11	145	282	1,793	.514	10	17	3,312	188	71	41.7
1982	11	135	420	1,064	8	126	270	1,670	.467	4	14	2,734	115	83	41.9
1983	11	187	510	2,033	15	124	238	1,706	.521	7	13	3,739	172	59	41.1
1984	11	156	417	1,616	8	150	294	1,883	.510	6	15	3,219	138	65	39.8
1985	11	169	425	1,278	**2**	158	319	1,983	.495	10	20	3,261	129	65	41.5
1986	11	179	403	1,441	10	171	321	1,790	.533	6	22	3,231	142	53	43.3
1987	12	208	393	1,198	9	230	425	2,677	.541	13	22	3,875	199	61	38.2
1988	11	179	394	1,010	12	203	340	2,230	.597	9	21	3,240	173	66	40.2
1989	11	206	377	1,294	8	198	347	2,395	.571	14	15	3,689	199	55	40.0
1990	11	254	475	1,996	17	190	286	2,430	.664	23	6	4,426	360	45	40.9
1991	11	217	467	1,833	16	182	317	2,175	.574	5	17	4,008	179	53	37.2
1992	11	199	495	1,905	14	160	275	1,720	.582	7	17	3,625	209	66	38.9
1993	11	223	463	1,853	13	171	302	2,072	.566	7	13	3,925	208	48	39.1
1994	11	185	442	1,634	14	153	282	1,929	.543	10	6	3,563	213	68	38.6
1995	12	236	424	1,251	15	225	392	2,659	.574	16	16	3,910	263	61	38.8
1996	11	194	379	1,131	12	186	336	2,505	.554	21	11	3,636	267	64	41.7
1997	11	210	419	1,449	12	190	348	2,419	.546	21	9	3,868	284	59	38.2
1998	11	191	390	1,050	6	193	368	2,320	.524	14	17	3,370	182	65	42.5
1999	11	187	392	1,109	14	180	340	2,218	.529	12	12	3,354	208	66	42.2
2000	11	175	412	1,530	15	143	302	1,683	.474	14	10	3,213	258	75	37.5
2001	11	208	420	1,615	13	193	357	2,502	.541	19	17	4,117	269	60	39.7
2002	**14**	267	504	1,590	11	267	483	3,283	.553	17	19	4,873	277	69	38.8
2003	13	249	505	2,041	14	213	399	2,431	.534	17	17	4,472	305	66	39.2
2004	11	209	435	1,983	15	172	287	2,386	.599	18	6	4,369	270	57	40.0
2005	11	202	403	1,458	13	171	336	2,303	.509	20	12	3,761	271	63	40.2
2006	**14**	243	461	1,604	10	215	433	2,591	.497	20	16	4,195	256	82	38.3
2007	13	271	503	2,083	18	220	484	2,670	.455	21	20	4,753	345	82	38.2
2008	12	229	461	2,049	20	185	347	2,453	.533	22	11	4,502	374	51	41.8
2009	13	267	501	1,985	15	239	404	3,230	.592	22	13	5,215	326	63	39.4
2010	13	236	522	2,114	21	187	340	2,409	.550	13	11	4,523	304	72	42.1
2011	13	244	505	2,179	21	232	407	2,538	.570	12	12	4,717	289	84	40.0
2012	12	257	440	1,489	21	262	419	3,430	.625	24	6	4,919	365	62	40.9
2013	12	266	458	2,141	21	231	356	2,820	.649	25	8	4,961	369	48	41.9
2014	13	225	429	1,490	11	217	392	2,714	.550	33	12	4,204	250	66	42.8
2015	13	261	403	1,514	25	280	436	3,577	.642	18	11	5,091	356	52	41.8
2016	13	224	452	2,986	39	218	370	2,875	.589	12	10	5,546	404	61	42.5
2017	12	257	469	2,353	28	205	346	2,906	.592	23	8	5,259	434	46	40.0
2018	12	259	480	2,014	25	220	347	2,944	.634	22	5	4,958	417	52	43.8
2019	12	271	486	2,658	29	227	341	2,750	.666	25	6	5,408	442	44	44.5
2020	10	255	416	1,921	21	254	383	2,596	.663	18	13	4,517	349	42	44.0
2021	13	250	495	1,980	16	227	389	2,784	.584	16	14	4,764	298	67	43.5
2022	13	295	487	2,216	26	275	449	3,831	.613	24	9	6,047	389	57	42.2
2023	12	226	437	1,853	13	192	318	2,433	.605	23	12	4,286	335	60	43.0
2024	13	259	463	1,679	15	259	418	3,210	.620	22	10	4,889	325	61	39.5
2025	12	286	475	2,231	24	213	339	2,871	.628	22	6	5,102	406	40	38.3

Bold *indicates all-time best*

NCAA/SEC/SWC INDIVIDUAL LEADERS

NCAA RECORDS

PASSING ATTEMPTS

YEAR	PLAYER	CL.	G	ATT	COMP	INT	PCT	YDS	TD
1939	Kay Eakin	Sr.	10	193	78	18	.404	962	5

RECEPTIONS

YEAR	PLAYER	CL.	G	REC	YDS	TD
1937	Jim Benton	Sr.	10	47	754	7

FIELD GOALS

YEAR	PLAYER	CL.	G	FG	FGA	PCT
1988	Kendall Trainor	Sr.	11	24	27	.889
1981	Bruce Lahay	Sr.	11	19	24	.792
1979	Ish Ordonez	Jr.	11	18	22	.818

INTERCEPTIONS

YEAR	PLAYER	CL.	NO.	YDS	AVG
1949	Jim Rinehart	So.	10	106	10.6

PUNTING AVERAGE

YEAR	PLAYER	CL.	G	NO.	YDS	AVG
1986	Greg Horne	Sr.	11	49	2,313	47.2
1980	Steve Cox	Sr.	11	47	2,186	46.5
1943	Harold Cox	Fr.	8	37	1,518	41.0

PUNT RETURN YARDS

YEAR	PLAYER	CL.	NO.	YDS	AVG
1964	Ken Hatfield	Sr.	31	518	16.7
1963	Ken Hatfield	Jr.	21	350	16.7
1961	Lance Alworth	Sr.	28	336	12.0
1960	Lance Alworth	Jr.	18	307	17.1

SEC LEADERS

RUSHING YARDS PER GAME
2007 Darren McFadden....140.8
2006 Darren McFadden....117.6
2003 Cedric Cobbs....110.0

PASSING YARDS PER GAME
2012 Tyler Wilson....307.9
2011 Tyler Wilson....279.8
2010 Ryan Mallett....297.6
2009 Ryan Mallett....278.8

PASSING YARDS PER COMPLETION
2025 Taylen Green....13.7

RECEIVING YARDS
2024 Andrew Armstrong....1,140

RECEPTIONS
2024 Andrew Armstrong....78

RECEIVING YARDS PER GAME
2024 Andrew Armstrong....103.6
2012 Cobi Hamilton....111.2
2011 Jarius Wright....93.1

RECEPTIONS PER GAME
2024 Andrew Armstrong....7.1
2012 Cobi Hamilton....7.5

YARDS PER RECEPTION
1998 Anthony Lucas....23.35

TOTAL OFFENSE PER GAME
2011 Tyler Wilson....279.6
2009 Ryan Mallett....276.5

YARDS FROM SCRIMMAGE PER GAME
2022 Raheim Sanders....131.8

ALL-PURPOSE YARDS PER GAME
2008 Michael Smith....141.4
2007 Darren McFadden....177.7
2006 Darren McFadden....147.0

FIELD GOALS PER GAME
1998 Todd Latourette....1.70

PAT KICK PERCENTAGE
2024 K. Ramsey, M. Shipley....100.0
2023 Cam Little....100.0
2022 Cam Little....100.0
2021 Cam Little....100.0
2012 Zach Hocker....100.0
2010 Zach Hocker....100.0

SCORING
2006 Darren McFadden....98

PUNTING AVERAGE
2011 Dylan Breeding....45.28

PUNT RETURN AVERAGE
2011 Joe Adams....16.9

KICK RETURN AVERAGE
2018 De'Vion Warren....28.5
2007 Felix Jones....29.6
2005 Felix Jones....31.9

TOTAL TACKLES
2020 Grant Morgan....111
2018 De'Jon Harris....118
2014 Martrell Spaight....128

TACKLES FOR LOSS
1995 Steven Conley....23.0

SACKS
2011 Jake Bequette....10
2006 Jamaal Anderson....10
1995 Steven Conley....14

FORCED FUMBLES PER GAME
2011 Jake Bequette....0.5

TOTAL INTERCEPTIONS
2021 Montaric Brown....5
2005 Vickiel Vaughn....4
1998 Zac Painter....5

PASSES BROKEN UP
2014 Jared Collins....13
2007 Michael Grant....20

SWC LEADERS

RUSHING YARDS
1976 Ben Cowins....1,162
1972 Dickey Morton....1,188
1969 Bill Burnett....900
1965 Bobby Burnett....947
1962 Billy Moore....585
1945 John Hoffman....587

RUSHING YARDS PER CARRY
1976 Ben Cowins....6.3
1969 Bill Burnett....4.3
1965 Bobby Burnett....4.1
1962 Billy Moore....4.5

PASS ATTEMPTS
1971 Joe Ferguson....271
1953 Lamar McHan....150
1939 Kay Eakin....193

PASS COMPLETIONS
1971 Joe Ferguson....160
1953 Lamar McHan....78
1939 Kay Eakin....78

PASSING YARDS
1971 Joe Ferguson....2,203
1953 Lamar McHan....1,107
1937 Dwight Sloan....1,074
1935 Jack Robbins....1,219

TOUCHDOWN PASSES
1971 Joe Ferguson....11
1953 Lamar McHan....8

COMPLETION PERCENTAGE
1988 Quinn Grovey....633
1986 Greg Thomas....615
1980 Tom Jones....560
1979 Kevin Scanlon....662
1971 Joe Ferguson....590
1953 Lamar McHan....520
1937 Dwight Sloan....476
1935 Jack Robbins....625

TOTAL OFFENSIVE PLAYS
1953 Lamar McHan....293
1939 Kay Eakin....312

TOTAL OFFENSE YARDS
1979 Kevin Scanlon....1,460
1971 Joe Ferguson....2,242
1953 Lamar McHan....1,516
1939 Kay Eakin....1,344

RECEPTIONS
1984 James Shibest....51
1971 Mike Reppond....56
1953 Floyd Sagely....30
1937 Jim Benton....47
1929 Wear Schoonover....33

ALL-PURPOSE YARDS (RUSH/REC ONLY)
1975 Jerry Eckwood....115.0*
1973 Dickey Morton....1,326
1972 Dickey Morton....1,274
1969 Bill Burnett....947
1961 Lance Alworth....836

SCORING
1987 James Rouse....102
1979 Ish Ordonez....80
1978 Ish Ordonez....78
1969 Bill Burnett....120
1968 Bill Burnett....96
1967 David Dickey....96
1962 Billy Moore....84
1931 Homer Ledbetter....42
1928 Bevo Beavers....84

TOUCHDOWNS
1969 Bill Burnett....20
1968 Bill Burnett....16
1967 David Dickey....16
1962 Billy Moore....14
1957 Gerald Nesbitt....7

PAT CONVERSIONS MADE
1971 Bill McClard....35
1960 Mickey Cissel....21

PUNTING AVERAGE
1986 Greg Horne....47.2
1980 Steve Cox....46.5
1979 Steve Cox....43.8
1975 Tommy Cheyne....43.0
1955 Gerald Nesbitt....46.9
1953 Lamar McHan....40.2
1943 Harold Cox....41.0
1939 Kay Eakin....38.3
1938 Kay Eakin....41.1
1937 Jack Robbins....39.4

PUNT RETURN YARDS
1984 Bobby Joe Edmonds....294
1966 Martine Bercher....375
1965 Jack Brasuell....285
1964 Ken Hatfield....518
1963 Ken Hatfield....350
1962 Ken Hatfield....267
1961 Lance Alworth....366
1960 Lance Alworth....307
1955 Don Horton....173
1953 Lamar McHan....233

KICKOFF RETURN YARDS
1982 Derek Holloway....21.7*
1980 Derek Holloway....407
1961 Lance Alworth....300
1960 Lance Alworth....328
1946 Clyde Scott....170
1945 Alton Baldwin....242
1944 Alton Baldwin....286

INTERCEPTIONS
1988 Patrick Williams....6
1971 Louis Campbell....7
1970 David Hogue....6
1966 Gary Adams....7
1956 Gerald Nesbitt....4
1955 Don Christian....4
1954 George Walker....6

** based on per-game average*



SEC/SWC TEAM LEADERS

TOTAL OFFENSE

SWC	GAMES	RUSH YARDS	PASS YARDS	TOTAL YARDS	AVG./GAME
1971	11	2,571	2,327	4,898	445.3
1965	10	2,262	1,341	3,603	360.3
1962	10	2,412	1,158	3,570	357.0
1937	10	NA	NA	2,823	282.3

SEC	GAMES	RUSH YARDS	PASS YARDS	TOTAL YARDS	AVG./GAME
2011	13	1,786	2,909	5,695	438.1

RUSHING OFFENSE

SWC	GAMES	ATTEMPTS	RUSH YARDS	AVG./GAME
1989	11	680	3,456	314.2
1986	11	668	2,721	247.4
1985	11	685	2,922	265.6
1975	11	659	3,523	320.3
1965	10	515	2,262	226.2
1962	10	570	2,412	241.2

SEC	GAMES	ATTEMPTS	RUSH YARDS	AVG./GAME
2021	13	588	2,961	227.8
2007	13	625	3,725	286.5
2006	14	539	3,199	228.5
2005	11	481	2,386	216.9
2003	13	626	3,145	241.9
2002	14	643	3,065	218.9

PASSING OFFENSE

SWC	GAMES	ATTEMPTS	COMPLETIONS	PASS YARDS	AVG./GAME
1971	11	293	170	2,327	211.5
1970	11	286	160	2,448	222.5
1937	10	NA	NA	1,850	185.0

SEC	GAMES	ATTEMPTS	COMPLETIONS	PASS YARDS	AVG./GAME
2011	13	471	299	3,909	300.7
2010	13	465	301	4,338	333.7
2009	13	403	225	3,624	278.8

SCORING OFFENSE

SWC	GAMES	TOTAL POINTS	AVG./GAME
1971	11	343	31.2
1966	10	218	21.8
1965	10	324	32.4
1964	10	221	22.1
1962	10	286	28.6
1960	10	179	17.9
1957	10	187	18.7
1937	10	NA	18.6
1933	10	NA	20.6
1928	9	NA	27.9

SEC	GAMES	TOTAL POINTS	AVG./GAME
2011	13	478	36.8
2009	13	468	36.0

THIRD DOWN DEFENSE

SEC	GAMES	CONV	ATT	PCT
2010	13	62	185	.335

RED ZONE OFFENSE

SEC	GAMES	RED ZONE	PCT.	TDS	RUSH TD/PASS TD	FGM-FGA
2010	13	44-49	.898	34	17/17	10-10
2009*	13	47-49	.959	35	19/16	12-14
2004	11	35-40	.875	32	20/12	3-5

TURNOVER MARGIN

		Gained			Lost				
SEC	Games	Fum	Int	Tot	Fum	Int	Tot	Marg	Per/G
2003	13	16	17	33	13	9	22	+11	0.85
2002	14	17	19	36	6	13	19	+17	1.21

KICKOFF RETURNS

SEC	GAMES	RET	YARDS	TDS	AVG.
2005*	11	33	965	1	29.2

TOTAL DEFENSE

SWC	GAMES	RUSH YARDS	PASS YARDS	TOTAL YARDS	AVG./GAME
1984	11	1,336	1,883	3,219	292.6
1982	11	1,064	1,670	2,734	248.5
1971	11	1,419	1,334	2,753	250.3
1970	11	1,353	1,585	2,938	267.1
1967	10	1,415	1,346	2,761	276.1
1966	10	997	1,507	2,504	250.4
1964	10	970	835	1,805	180.5
1962	10	907	1,094	2,001	200.1
1960	10	1,330	641	1,971	197.1

SEC	GAMES	RUSH YARDS	PASS YARDS	TOTAL YARDS	AVG./GAME
2000	11	1,530	1,683	3,213	292.1

RUSHING DEFENSE

SWC	GAMES	ATTEMPTS	RUSH YARDS	AVG./GAME
1988	11	394	1,010	91.8
1987	12	393	1,198	99.8
1985	11	425	1,278	116.2
1982	11	420	1,064	96.7
1971	11	479	1,419	129.0
1968	10	430	1,380	138.0
1966	10	388	997	99.7
1965	10	355	756	75.6
1962	10	382	907	90.7
1951	10	461	1,226	122.6

SEC	GAMES	ATTEMPTS	RUSH YARDS	AVG./GAME
1995	12	424	1,251	104.3

PASSING DEFENSE

SWC	GAMES	ATTEMPTS	COMPLETIONS	PASS YARDS	AVG./GAME
1977	11	227	98	984	89.5
1961	10	121	57	629	62.9
1954	10	122	48	538	53.8

SEC	GAMES	ATTEMPTS	COMPLETIONS	PASS YARDS	AVG./GAME
2000	11	302	143	1,683	153.0

SACKS

SEC	GAMES	SACKS	YARDS
2022	13	42	250

SCORING DEFENSE

SWC	GAMES	TOTAL POINTS	AVG./GAME
1988	11	173	15.7
1986	11	142	12.9
1985	11	129	11.7
1984	11	138	12.5
1982	11	115	10.5
1977	11	95	8.6
1969	10	76	7.6
1966	10	73	7.3
1965	10	104	10.4
1964*	10	57	5.7
1954	10	90	9.0

PUNTING

SEC	GAMES	PUNTS	YARDS	AVG./PUNT
2012	12	54	2416	44.7

PUNT RETURNS

SEC	GAMES	RET	YARDS	TDS	AVG.
2010	13	20	311	1	15.6

PAT KICKING

SEC	GAMES	MADE	ATT	PCT
2012	12	33	33	100.0

NCAA Leader



ATTENDANCE & OPPONENT RECORDS

ATTENDANCE RECORDS

ALL GAMES

Any Game	107,262 at Tennessee, Nov. 11, 2000
Regular Season Game	107,262 at Tennessee, Nov. 11, 2000
Season Total	926,552 in 13 games, 2009; 900,982 in 13 games, 2015; 889,335 in 13 games, 2022

HOME GAMES

Any Game (Fayetteville)	76,808 vs. Alabama, 2010 (DWRRS)
Any Game (Little Rock)	55,912 vs. Alabama, 1992 (WMS)
Season Total (Fayetteville)	512,087 in 2022 (7 games)
Season Total (Little Rock)	221,686 in 1979 (4 games)
Season Total (Both)	554,621 in 2006 (8 games)
Season Average (Fayetteville)	73,895 in 2006
Season Average (Little Rock)	55,757 in 2010
Season Average (Both)	69,581 in 2016

DONALD W. REYNOLDS RAZORBACK STADIUM TOP 10 CROWDS

RK	OPP	DATE	ATTEND.
1.	Alabama	Sept. 25, 2010	76,808
2.	Tennessee	Nov. 11, 2006	76,728
3.	USC	Sept. 2, 2006	76,564
4.	LSU	Oct. 19, 2024	75,893
5.	Texas	Sept. 11, 2004	75,671
6.	Alabama	Oct. 1, 2022	75,579
7.	Tennessee	Oct.5, 2024	75,573
8.	Alabama	Oct. 8, 2016	75,459
9.	LSU	Nov. 12, 2016	75,156
10.	Notre Dame	Sept. 27, 2025	75,111

WAR MEMORIAL STADIUM TOP 10 CROWDS

RK	OPP	DATE	ATTEND.
1.	Alabama	Sept. 19, 1992	55,912
2.	Texas	Oct. 20, 1979	55,838
3.	LSU	Nov. 24, 2006	55,833
4.	LSU	Nov. 27, 1998	55,831
5.	LSU	Nov. 26, 2004	55,829
6.	North Texas	Sept. 20, 2003	55,825
7.	Oklahoma St.	Sept. 20, 1980	55,822
8.	South Florida	Sept. 14, 2002	55,817
9.	Oklahoma St.	Sept. 22, 1979	55,812
10.	LSU	Nov. 27, 2010	55,808

ON THE ROAD TOP 10 CROWDS

RK	OPP	DATE	ATTEND.
1.	Tennessee	Nov. 11, 2000	107,262
2.	Tennessee	Nov. 14, 1998	106,365
3.	Tennessee	Oct. 5, 2002	105,688
4.	Tennessee	Nov. 10, 2007	104,459
5.	Tennessee	Nov. 16, 1996	103,158
6.	Texas	Nov. 22, 2025	102,361
7.	Tennessee	Oct. 11, 2025	101,915
8.	Alabama	Oct. 14, 2017	101,821
	Alabama	Oct. 10, 2015	101,821
	Alabama	Oct. 19, 2013	101,821
	Alabama	Sept. 24, 2011	101,821

YEARLY ATTENDANCE

YEAR	FAYETTEVILLE	LITTLE ROCK	TOTALS
1944	(3) 10,820	(1) 11043	21,863
1945	(3) 26,908	(1) 13,878	40,786
1946	(4) 35,175	(1) 16,624	51,799
1947	(3) 41,976	(1) 13,934	55,910
1948	(3) 43,440	(4) 96,092	139,532
1949	(3) 45,213	(3) 65,129	110,342
1950	(3) 41,970	(3) 67,017	108,987
1951	(3) 49,563	(3) 54,334	103,897
1952	(3) 38,563	(3) 64,327	102,890
1953	(3) 41,155	(3) 62,231	103,386
1954	(3) 55,189	(2) 70,454	125,643
1955	(3) 60,597	(3) 92,882	153,479
1956	(3) 57,806	(3) 96,127	153,933
1957	(3) 68,482	(3) 92,230	160,712
1958	(3) 71,412	(3) 98,040	169,452
1959	(3) 73,327	(3) 109,997	183,324
1960	(3) 87,200	(3) 120,420	207,620
1961	(3) 82,500	(3) 114,000	196,500
1962	(3) 92,800	(3) 114,200	207,000
1963	(3) 83,230	(4) 163,700	246,930
1964	(3) 92,150	(3) 118,640	210,790
1965	(3) 115,350	(4) 178,500	293,850
1966	(3) 122,900	(3) 135,050	257,950
1967	(3) 121,953	(4) 187,634	309,587
1968	(3) 126,958	(3) 148,221	275,179
1969	(3) 131,355	(4) 170,717	302,072
1970	(3) 123,000	(4) 194,000	317,000
1971	(4) 163,977	(4) 217,244	381,221
1972	(3) 120,015	(4) 209,102	329,117
1973	(3) 120,439	(4) 179,542	299,981
1974	(3) 120,500	(4) 200,309	320,809
1975	(3) 118,460	(4) 201,575	320,035
1976	(3) 121,657	(4) 194,462	316,119
1977	(3) 131,611	(4) 214,991	346,602
1978	(3) 135,284	(3) 164,266	299,550
1979	(3) 132,345	(4) 221,686	354,031
1980	(3) 122,047	(4) 214,874	336,921
1981	(3) 129,991	(3) 163,710	293,701
1982	(3) 132,486	(4) 217,904	350,390
1983	(3) 131,102	(4) 193,160	324,262
1984	(3) 123,908	(4) 219,568	343,476
1985	(2) 104,856	(4) 218,640	323,496
1986	(4) 191,880	(3) 165,248	357,128
1987	(3) 132,734	(3) 137,412	270,146
1988	(3) 138,066	(4) 205,390	343,456
1989	(3) 156,366	(3) 150,464	306,830
1990	(3) 146,650	(4) 199,842	346,492
1991	(3) 131,420	(4) 191,578	322,998
1992	(3) 118,001	(3) 150,505	268,506
1993	(3) 125,946	(3) 155,928	281,874
1994	(3) 139,757	(3) 149,419	289,176
1995	(3) 144,116	(3) 162,835	306,951
1996	(3) 139,549	(4) 172,313	311,862
1997	(3) 127,020	(3) 153,704	280,724
1998	(3) 148,440	(3) 167,157	315,597
1999	(3) 155,844	(3) 165,996	321,840
2000	(4) 203,238	(3) 152,214	355,452
2001	(5) 319,207	(2) 105,727	424,934
2002	(5) 331,832	(3) 154,184	486,016
2003	(5) 333,677	(2) 111,442	445,119
2004	(5) 353,446	(1) 55,829	409,275
2005	(4) 272,149	(2) 109,921	382,070
2006	(6) 443,368	(2) 111,253	554,621
2007	(6) 418,239	(2) 110,021	528,260
2008	(5) 357,113	(2) 110,373	467,486
2009	(5) 344,577	(2) 111,206	455,783
2010	(5) 357,783	(2) 111,513	469,296
2011	(5) 360,566	(2) 108,367	468,933
2012	(6) 420,943	(2) 108,467	529,410
2013	(5) 338,618	(2) 92,556	431,174
2014	(6) 399,124	(1) 54,959	454,083
2015	(6) 421,688	(1) 49,591	471,279
2016	(6) 440,079	(1) 46,988	487,067
2017	(6) 406,514	(1) 36,055	442,569
2018	(6) 367,748	(1) 51,438	419,186
2019	(6) 322,556	(1) 33,961	356,517
2020	(5) 82,500	(0) N/A	82,500
2021	(6) 414,415	(1) 42,576	456,991
2022	(7) 512,087	(0) N/A	512,087
2023	(6) 412,821	(1) 44,397	457,218
2024	(6) 440,351	(1) 40,127	480,478
2025	(6) 418,571	(1) 54,244	472,815
TOTAL	*15,338,669*	*10,035,654*	*25,374,323*

OPPONENT RECORDS

INDIVIDUAL OFFENSE

Rushing Attempts	41, twice, Tyler Badie, Missouri, 2021; Travis Stephens, Tennessee, 2001
Rushing Yards	281, Tony Temple, Missouri, 2007
Rushing TDs	4, four times, last - Nick Fitzgerald, Mississippi St. , 2016
Pass Attempts	67, Kolton Browning, Louisiana Monroe, 2012; Tim Couch, Kentucky, 1998
Pass Completions	47, Tim Couch, Kentucky, 1998
Passing Yards	559, Bryce Young, Alabama, 2021
Completion Percentage	.895 (17-19), Jason Campbell, Auburn, 2004
Interceptions Thrown	8, Gary Carter, SMU, 1970
TD Passes	7, David Klingler, Houston, 1990
Receptions	17, Willie Gosha, Auburn, 1995
Receiving Yards	254, Jordan Watkins, Ole Miss, 2024
Yards Per Catch	37.8 (4-151), Edward Pope, Texas A&M, 2014
TD Receptions	5, Jordan Watkins, Ole Miss, 2024
Total Offensive Plays	83, Kolton Browning, Louisiana Monroe, 2012
Total Offensive Yards	565 (21 rushing, 544 passing), Jalon Daniels, Kansas, 2022
Total Punts	14, Eddie Hare, Tulsa, 1978
Punting Yards	578, Eddie Hare, Tulsa, 1978
Punting Average	56.8 (5-284), Ryan Stonehouse, Colorado St. , 2018
Punt Returns	8, Robert Dunn (58 yards), Auburn, 2007
Punt Return Yards	125, Marquis Maze, Alabama, 2011
Interceptions	4, Jack Boring, Texas A&M, 1952
Interception Return Yards	114, Minkah Fitzpatrick (3 interceptions), Alabama, 2016
Kickoff Returns	9, Johnny Sears (200 yards), Eastern Michigan, 2009
Kickoff Return Yards	225, Chris Gulliver (8 returns), South Carolina, 2007
Touchdowns Responsible For	7, David Klingler, Houston, 1990
Points Responsible For	42, David Klingler, Houston, 1990
Extra Points Made	9, Alex Walls, Tennessee, 2000
Field Goals Attempted	7, Abby Daigle, Oklahoma St. , 1974
Field Goals Made	6, Alex McPherson, Auburn, 2025
Longest Rushing Play	97, John Avery, Ole Miss, 1997
Longest Passing Play	99, Gino Torretta to Horace Copeland, Miami, 1991
Longest Punt Return	92, Tyrann Mathieu, LSU, 2011; Fred Jacob, Rice, 1942
Longest Kickoff Return	100, Jashaun Corbin, Texas A&M, 2018; Christian Kirk, Texas A&M, 2017; Marlon McClure, UTEP, 2010; Deuce McAllister, Ole Miss, 1999; Arthur Washington, SMU, 1974; Anthony Davis, Southern Cal, 1974
Longest Punt	88, Larry Isbell, Baylor, 1950
Longest Field Goal	58, Russell Erxleben, Texas, 1977

TEAM OFFENSE

First Downs	37, Missouri, 2020
First Downs Rushing	26, Texas, 1970
First Downs Passing	25, Kansas, 2022
Rushing Attempts	90, Texas, 1970
Rushing Yards	543, Auburn, 2016
Pass Attempts	68, Louisiana Monroe, 2012
Pass Completions	47, Kentucky, 1998
Passing Yards	562, Ole Miss, 2024
TD Passes	7, Ole Miss, 2024; Houston, 1990
Total Offense Plays	103, Louisiana Monroe, 2012; Kentucky, 2003 (7OT)
Total Offense Yards	736, Southern California, 2005
Total Punts	14, Tulsa, 1978
Punt Yards	578, Tulsa, 1978
Fewest Punts	0, Notre Dame, 2025: Alabama, 2018; Northwestern (La.) St. , 1947
Punt Returns	8, Auburn (58 yards), 2007
Punt Return Yards	125, Alabama, 2011
Kickoff Returns	11, North Texas (215 yards), 2007
Kickoff Return Yards	271, UTEP (10 returns), 2010
Total Points	103, Oklahoma, 1918
Extra Points Made	10, Southern California, 2005
Field Goals Attempted	7, Oklahoma St. , 1974
Field Goals Made	6, Auburn, 2025

TEAM DEFENSE

Fewest Arkansas First Downs	3, vs. Baylor, 1958
Fewest Arkansas First Downs Rushing	0, vs. Florida, 1997
Fewest Arkansas First Downs Passing	0, 14 times (Last time vs. SMU, 1991)
Fewest Arkansas Rushing Attempts	19, vs. LSU, 2024: vs. LSU, 2018; vs. Rutgers, 2012; at Alabama, 2011
Fewest Arkansas Net Rushing Yards	-56, vs. Florida, 1997
Fewest Arkansas Passes Attempted	0, vs. Oklahoma St. , 1976
Fewest Arkansas Passes Completed	0, Five times (Last time vs. Texas A&M, 1991)
Most Arkansas Passes Intercepted	8, vs. SMU, 1951
Most Interception Return Yards	132, vs. Tennessee (3 interceptions), 2007
Fewest Arkansas Yards Passing	-11, vs. USC, 1974
Fewest Arkansas Total Offensive Plays	26, vs. Texas, 1947
Fewest Arkansas Total Offensive Yards	42, vs. UCLA, 1988 (21 rush, 21 pass)

MEDIA INFORMATION

INTERVIEWS

Interviews with our coaches and student-athletes are encouraged, but we require all interview arrangements be made via the Arkansas Communications Office. University of Arkansas football student-athletes are generally available for interviews during a game week. All student-athlete and assistant coach interview requests must be made at least one day in advance to allow time to facilitate the notification process. Telephone interviews can be arranged, but student-athletes' telephone numbers will not be provided and student-athletes are instructed to direct all interview requests to the Arkansas Communications Office. Student housing, the training room, the weight room and locker rooms are off-limits to members of the media.

DAILY PRACTICE

Please consult with the Arkansas Communications Office for practice information regarding times, days and accessibility. Prior to or following select practice sessions, select members of the football program will be available for group interviews with the media. All media members, including video and still photographers, from accredited media outlets wishing to shoot practices are asked to consult with the Arkansas Communications Office for current guidelines prior to arrival at the practice field.

WEEKLY PRESS CONFERENCE OPPORTUNITIES

Please consult the Arkansas Communications Office for the schedule of weekly press opportunities for Head Coach Ryan Silverfield and student-athletes.

ARKANSAS FTP SITE

An FTP site is available for members of the media. For more information concerning the FTP site, contact Michelle Glover (mlglover@uark.edu).

GAME CREDENTIAL REQUEST

All requests for media and/or photo credentials must be online at SportsSystems.com/Arkansas. Requests should be made at least 10 days in advance of game day.

Credentials must be requested and will be granted on a game-by-game basis only. No multi-game or full season credentials will be issued.
Please see media credentialing guidelines online at SportsSystems.com/Arkansas. Space limitations prevent accommodation of weekly media representatives.

Only fully accredited personnel directly involved in the coverage of the game will be admitted. Credentials are non-transferable. The Arkansas Communications Office reserves the right to revoke any credential: (1) used by an individual other than the one for whom it was granted; (2) any individual who refuses to comply with press box and/or photographic area guidelines; (3) any individual who is not an accredited member of the media; (4) any individual under the age of 16.

Credentials will not be mailed. They may be picked up beginning three hours prior to kickoff at the media will call station at the base of the elevator at both Donald W. Reynolds Razorback Stadium in Fayetteville and War Memorial Stadium in Little Rock. Photo identification is required when picking up credentials.

GAMEDAY PARKING

Limited parking is available in Fayetteville for media members. Those media members needing parking should make the request at least two weeks in advance to allow time for mailing.

LIVE STATS

Live in-game stats will be provided for the media at RazorbackStats.com.

WIRELESS INTERNET

The Arkansas press box does have wireless access. Information for accessing the network is available in the press box.

ARKANSAS COMMUNICATIONS

The Arkansas Communications Office appreciates your interest in Razorback football and strives to assist you in your coverage. A list of our staff members, our address and telephone numbers are below.

OFFICE: (479) 575-2751
FAX: (479) 575-7481
FAYETTEVILLE PRESS BOX: (479) 575-6622
LITTLE ROCK PRESS BOX: (501) 663-0514
MAILING ADDRESS:
Arkansas Communications
P.O. Box 7777
Fayetteville, AR 72701
OVERNIGHT/PHYSICAL ADDRESS:
University of Arkansas
Arkansas Communications
350 N Razorback Road
Fayetteville, AR 72701

FOOTBALL CONTACTS



KYLE PARKINSON
Sr. Associate AD/
Communications
Cell: (479) 387-4753
Office: (479) 575-2751
Email: kparkin@uark.edu
Twitter: @TheOtherKP



OLIVER GRIGG
Director of Communications
Cell: (479) 502-6577
Office: (479) 575-2751
Email: ogrigg@uark.edu
Twitter: @Oliver_Grigg



HUNTER CORNELIUSEN
Assistant
Communications Director
Cell: (479) 380-2194
Email: hc068@uark.edu
Twitter: @HunterCor

COMMUNICATIONS STAFF



MIKE CAWOOD
Associate Director



EMILY POLGLAZE
Assistant Director



SHAWN PRICE
Assistant Director



FULLER BIRCH
Assistant
Communications Director



LAUREN MARINO
Student Assistant



DANIEL HALEY
Student Assistant

ALL-TIME SEC MEDIA DAYS ATTENDEES



2026
TAMPA, FLA.
Ryan Silverfield, HC
Caden Kitler, OL
Quincy Rhodes Jr., DL
Sutton Smith, RB

2025
ATLANTA, GA.
Sam Pittman, HC
Cam Ball, DL
Taylen Green, QB
Xavian Sorey Jr., LB

2024
DALLAS, TEXAS
Sam Pittman, HC
Andrew Armstrong, WR
Taylen Green, QB
Landon Jackson, DL

2023
NASHVILLE, TENN.
Sam Pittman, HC
Landon Jackson, DL
KJ Jefferson, QB
Raheim Sanders, RB

2022
ATLANTA, GA.
Sam Pittman, HC
Jalen Catalon, DB
KJ Jefferson, QB
Bumper Pool, LB

2021
HOOVER, ALA.
Sam Pittman, HC
Myron Cunningham, OL
Grant Morgan, LB

2019
HOOVER, ALA.
Chad Morris, HC
McTelvin Agim, DL
De'Jon Harris, LB
Devwah Whaley, RB

2018
HOOVER, ALA.
Chad Morris, HC
Hjalte Froholdt, OL
Dre Greenlaw, LB
Santos Ramirez, DB

2017
HOOVER, ALA.
Bret Bielema, HC
Austin Allen, QB
Frank Ragnow, OL
Kevin Richardson II, DB

2016
HOOVER, ALA.
Bret Bielema, HC
Brooks Ellis, LB
Deatrich Wise Jr., DL
Jeremy Sprinkle, TE

2015
HOOVER, ALA.
Bret Bielema, HC
Jonathan Williams, RB
Brandon Allen, QB
Keon Hatcher, WR

2014
HOOVER, ALA.
Bret Bielema, HC
Brey Cook, OL
Trey Flowers, DL
Alan Turner, DB

2013
HOOVER, ALA.
Bret Bielema, HC
Chris Smith, DL
Kiero Small, FB
Travis Swanson, OL

2012
HOOVER, ALA.
John L. Smith, HC
Knile Davis, RB
Tyler Wilson, QB
Tenarius Wright, LB

2011
HOOVER, ALA.
Bobby Petrino, HC
Knile Davis, RB
Jarius Wright, WR
Tenarius Wright, LB

2010
HOOVER, ALA.
Bobby Petrino, HC
Jake Bequette, DL
Ryan Mallett, QB
D.J. Williams, TE

2009
HOOVER, ALA.
Bobby Petrino, HC
Malcolm Sheppard, DL
D.J. Williams, TE

2008
HOOVER, ALA.
Bobby Petrino, HC
Elston Forte, LB
Jonathan Luigs, OL

2007
HOOVER, ALA.
Houston Nutt, HC
Weston Dacus, LB
Darren McFadden, RB

2006
HOOVER, ALA.
Houston Nutt, HC
Marcus Monk, WR
Sam Olajubutu, LB

2005
HOOVER, ALA.
Houston Nutt, HC
Kyle Roper, OL
Vickiel Vaughn, S

2004
HOOVER, ALA.
Houston Nutt, HC
Jeb Huckeba, DL
Matt Jones, QB

2003
HOOVER, ALA.
Houston Nutt, HC
Tony Bua, LB
George Wilson, DB

2002
HOOVER, ALA.
Houston Nutt, HC
Jermaine Brooks, DL
George Wilson, DB

2001
HOOVER, ALA.
Houston Nutt, HC
Carlos Hall, DL
Kenny Sandlin, OL

2000
HOOVER, ALA.
Houston Nutt, HC
Quenton Caver, LB
Cedric Cobbs, RB

1999
HOOVER, ALA.
Houston Nutt, HC
Kenoy Kennedy, DB
Clint Stoerner, QB

1998
HOOVER, ALA.
Houston Nutt, HC
Ryan Hale, DL
Anthony Lucas, WR

1997
HOOVER, ALA.
Danny Ford, HC
Geno Bell, DL
Anthony Eubanks, WR

1996
HOOVER, ALA.
Danny Ford, HC
Oscar Malone, RB
Mark Smith, LB

1995
HOOVER, ALA.
Danny Ford, HC
Steven Conley, LB
Earl Scott, OL

1994
HOOVER, ALA.
Danny Ford, HC
Dean Peevy, DB
Vernon Wade, DL

1993
HOOVER, ALA.
Danny Ford, HC
Kirk Botkin, TE
Darwin Ireland, LB

1992
HOOVER, ALA.
Jack Crowe, HC*
E.D. Jackson, RB
Owen Kelly, DL

RAZORBACK SPORTS PROPERTIES

2026 ARKANSAS FOOTBALL

The University of Arkansas Athletic Department and Learfield are in their 17th year of a powerful partnership that created Arkansas Sports Properties. As the multimedia rights-holder, Arkansas Sports Properties (ASP) is responsible for the corporate marketing and advertising for all 19 sports.

Along with corporate branding through the Razorbacks, ASP also creates new programming and publications for Razorback fans. This statewide radio network covers all of Arkansas.

The official radio and television shows of Razorback football continue to grow in attendance and viewership. The radio show is held weekly at the Catfish Hole and airs live on the Razorback Sports Network as well as Hogs+. The official television show is aired statewide on Sunday nights and streams on Hogs+ throughout the week during football season.



Left to right, **GENO BELL, CHUCK BARRETT, QUINN GROVEY.**

CHUCK BARRETT, PLAY-BY-PLAY



Chuck Barrett is entering his 34th season broadcasting Arkansas sports and his 20th season as the football play-by-play announcer. The 2026 season marks his 32nd year on the football broadcast crew, including spending 14 years as the executive producer. Prior to taking over play-by-play responsibilities for the 2007 season, his duties included hosting the pregame show, halftime and scoreboard shows as well as the football version of the Razorback Report. He was the long time voice of Arkansas baseball, serving as the play-by-play man from 1992 to 2014. Barrett now serves as the Voice of the Razorbacks for football and men's basketball, having picked up men's basketball play-by-play duties prior to the 2010-11 season. He has been recognized by the National Sportswriters and Sportscasters Hall of Fame as the Arkansas Sportscaster of the Year three times (2007, 2008, 2009) and was inducted into the Arkansas Sportscasters and Sports Writers Hall of Fame in June of 2023.

QUINN GROVEY, ANALYST



Quinn Grovey is entering his 29th overall season on the network, including his 10th as the analyst. The former Hog quarterback previously served as co-host of the pregame and postgame shows and the network's sideline reporter. A three-year starter for the Razorbacks, Grovey led Arkansas to Southwest Conference titles in 1988 and 1989, and was named to the program's 1980s All-Century team.

GENO BELL, CO-HOST & SIDELINE



Geno Bell enters his 10th season on the broadcast team as a sideline reporter, taking over the role from Grovey. Bell was a four-year letterwinner on the defensive line for the Razorbacks from 1993-95. He totaled 185 tackles (including 28 for loss), 11 sacks, four pass breakups and three fumble recoveries. Following his collegiate career, Bell played in the NFL with the New York Jets and the Cleveland Browns. He returned to Arkansas after his playing career and is the Vice President, Walmart Transportation Operations, East Division at the worldwide headquarters of Walmart in Bentonville.

RICK SCHAEFFER, CO-HOST



Rick Schaeffer is entering his 33rd year with Razorback football. He was the analyst for 10 seasons and is now a co-host for the pregame, halftime and postgame shows. Schaeffer worked in the Arkansas Sports Information Department for 24 years, 21 of those serving as director. Schaeffer is the co-host of Drive Time Sports on 103.7 The Buzz.

PHIL ELSON, CO-HOST



Phil Elson enters his sixth season as a co-host for the pregame, halftime and postgame shows. He also serves as the play-by-play announcer for the Arkansas baseball program. Elson has 20-plus years of professional baseball broadcasting experience, including 14 seasons as the Director of Broadcasting and Media Relations for the Arkansas Travelers, the former Double-A affiliate of the Los Angeles Angels.

2026 AFFILIATES

CITY	STATION	FREQ
Batesville	KBTA-AM	1340
Batesville	KWOZ-FM	103.3
Camden	KAMD-FM	97.1
Crossett	KAGH-FM	104.9
Crossett	KAGH-AM	800
Dardanelle	KYEL-FM	105.5
DeQueen	KDQN-FM	92.1
DeWitt	KDEW-FM	97.3
El Dorado	KMRX-FM	96.1
Fayetteville	KAKS-FM	99.5
Fayetteville	KQSM-FM	92.1
Forrest City	KBFC-FM	93.5
Forrest City	KWYN-FM	100.1
Fort Smith	KERX-FM	95.3
Hot Springs/Mena	KTTG-FM	96.3
Jonesboro	KEGI-FM	100.5
Joplin, Mo.	KHST-FM	101.7
Little Rock	KABZ-FM	103.7
Magnolia	KZHE-FM	100.5
Marshall	KBCN-FM	104.3
Monett, Mo.	KKBL-FM	95.9
Monticello	KGPQ-FM	99.9
Mountain Home	KOMT-FM	93.5
Ozark	KDYN-FM	92.7
Ozark	KYLR-AM	1540
Russellville	KARV-FM	93.1
Russellville	KARV-AM	610
Texarkana	KTFS-FM	105.9
Texarkana	KTFS-AM	940
Tulsa, Okla.	KYAL-FM	99.9
Tulsa, Okla.	KYAL-AM	1550
Wynne	KWYN-FM	92.5
Wynne	KWYN-FM	95.5

VICE CHANCELLOR AND DIRECTOR OF ATHLETICS HUNTER YURACHEK



Guided by the program's mission of building Champions and Razorbacks for Life, vice chancellor and director of athletics Hunter Yurachek has helped lead the University of Arkansas' Department of Athletics to unprecedented success on and off the field throughout his tenure on The Hill.



Since being introduced as the vice chancellor and director of athletics on Dec. 4, 2017, Yurachek has led efforts to make all 19 Arkansas sports successful and enhance the student-athlete experience for 465 student-athletes. Thanks to the efforts of Razorback student-athletes, coaches and administrators alongside the loyalty from Razorback Foundation members, season-ticket holders and fans, results are being recognized in competition and in the classroom.

Now in his ninth full year at the University of Arkansas, Yurachek has firmly positioned the Razorbacks as one of the nation's elite athletics programs having finished in the Top 20 of the Learfield Directors' Cup each of the last six years. His leadership has helped build one of the nation's best all-sports programs while attracting elite coaches, including Naismith Basketball Hall of Fame Men's Basketball Coach John Calipari, to Fayetteville.

Arkansas has more than made its mark in the most competitive conference in the nation, winning 43 Southeastern Conference Championships over the past eight years, including 25 conference titles in the past five years alone. Both marks lead all SEC programs and the Razorbacks' 43 titles are more than six other league programs combined in that same timeframe.

The Razorbacks extended the school-record streak to six consecutive years in the Top 20 of the Learfield Directors' Cup in 2025-26 with a 14th place finish led by a pair of track and field national championships to push the department's total to 10 over the last eight years. In addition to the most recent Top 20 finish, Arkansas finished No. 11 in 2024-25, No. 18 in 2023-24, No. 13 in 2022-23, No. 7 in 2021-22 and No. 8 in 2020-21.

Arkansas added to the program's overall national championship total in 2025-26, adding national titles in men's indoor and outdoor track and field in Head Coach Doug Case's first national meets at the helm. Head Coach Courtney Deifel's softball program punched its first-ever ticket to the Women's College World Series in June after sweeping through the NCAA Fayetteville Regional and Super Regional. The GymBacks returned to the NCAA Championship for the second time during Jordyn Wieber's tenure. Maria Jose Marin led the Arkansas women's golf team to a third-place finish – the best in program history – at NCAA Championships after victory at the Augusta National Women's Amateur during the fall. Women's track and field secured podium finishes at NCAA outdoor championships (third) and NCAA indoor championships (fourth).

Coach Calipari once again led the Hogs back to the Sweet 16 after winning the SEC Tournament championship – the first for Arkansas since 2000. Three Razorbacks heard their name called in the first 35 picks of the NBA Draft in June with Darius Acuff Jr. selected seventh overall by Sacramento, Meleek Thomas 34th overall by Cleveland and Trevon Brazile 35th overall by Denver.

Along with the men's basketball's SEC Tournament title, men's track and field and soccer won SEC crowns to give the Razorbacks four during the 2025-26 year. Yurachek named Case the men's track and field head coach after Head Coach Chris Bucknam retired in December. Case responded by becoming the first coach since 1982 to win each of his first four conference and NCAA Championship meets. Colby Hale's soccer program continued to be a juggernaut in the league, winning the program's fifth trophy in seven seasons.

Yurachek named Ryan Silverfield the 35th head coach of the Razorbacks in December. Since naming Silverfield the Head Hog, the athletic department has embraced Coach Silverfield's 'All In' mantra with a renewed devotion to the football program with more resources for staff and operating costs.

The Razorbacks once again performed at a high level in the classroom with nearly half of the program's student-athletes earning SEC Academic Honor Roll recognition. A total of 113 athletes earned their degrees with an overall department GPA of 3.3, registering the department's 34th consecutive semester of at least a 3.0 GPA and 23rd straight semester with at least a 3.2 GPA. The football team recorded a program-best 3.274 GPA during Coach Silverfield's first semester on campus.

Six Arkansas teams made deep runs in the NCAA postseason during the 2024-25 year with men's basketball reaching the Sweet 16 for the fourth time in five years in Coach Calipari's first season. Powered by individual NCAA champion Maria Jose Marin, the women's golf program advanced to match play for the first time in program history. Baseball and softball hosted NCAA Regional and Super Regional rounds with Dave Van Horn leading the baseball team back to the College World Series for the eighth time in his legendary tenure before finishing ranked No. 3 in the season's final poll. The soccer program once again hosted in the NCAA postseason, making a return trip to the Sweet 16 for the third time in four years. Gymnastics advanced to a NCAA Regional final before coming up just short of a return trip to NCAA Championships.

The Hogs claimed three SEC titles with the men's cross country team securing their fourth SEC crown in five years. The men's and women's track programs delivered SEC titles with the men claiming their fifth-consecutive outdoor trophy and the women winning the program's 13th straight SEC Indoor Track & Field championship.

An incredible nine Arkansas student-athletes were named the player of the year in their respective sports during the year, including baseball's Golden Spikes Award winner Wehiwa Aloy, softball's National Player of the Year Bri Ellis and women's track's National Indoor Track Athlete of the Year Isabella Whittaker.

Arkansas student-athletes are also excelling in the classroom. In 2024-25, Arkansas student-athletes recorded the highest GPA on record with a 3.32 and marked the department's 32nd consecutive semester with at least a 3.0 GPA. Of the 19 programs, 18 posted a 3.0 cumulative GPA or better. A total of 102 Razorback student-athletes earned their degrees with the program once again achieving a 100% Razorback Graduation Rate, which is based on student-athletes who complete their athletics eligibility and earn their degree.

The Razorbacks tallied two NCAA championships in 2023-24, recorded nine Top 10 national finishes and won five Southeastern Conference championships in the 2023-24 athletics season. Arkansas finished in the Top 10 at every men's and women's cross country and track and field NCAA championship contested in 2023-24 and recorded a program best Elite Eight finish in volleyball.

In February 2024, Yurachek was appointed to the prestigious College Football Playoff Committee, where he will serve for the next three seasons. He has also previously served as a member of the NCAA Football Oversight Committee and the Football Competition Committee. Yurachek has also served on the SEC Executive Committee, which approves the annual operating budget and oversees all financial and fiscal affairs of the conference.

Yurachek was selected as a 2021-22 Football Bowl Subdivision Cushman & Wakefield Athletics Director of

VICE CHANCELLOR AND DIRECTOR OF ATHLETICS HUNTER YURACHEK

the Year by his peers. He was also a finalist for the Sports Business Journal 2022 Athletics Director of the Year.

Yurachek's leadership is also making a difference within Arkansas, the SEC and throughout intercollegiate athletics. In 2020, Arkansas Governor Asa Hutchinson named Yurachek to the Governor's Economic Recovery Task Force, to help guide state reopening in the wake of COVID-19. Yurachek was honored as the Arkansas Press Association Headliner of the Year in 2021 and was named the inaugural Celebrate Arkansas Influencer of the Year in 2022.

In 2022-23, the Razorbacks recorded a third-consecutive Top 15 finish with a No. 13 finish. Arkansas finished first among programs with 19 or fewer sports. The Razorbacks captured two NCAA Championships (MITK, WITK), earned 13 Top 25 finishes and six Top 10 national finishes. Seventeen of 19 programs were ranked in the top 25, with eight breaking into the top 10. The Hogs won a bowl game for the second-straight year, advanced to the NCAA Men's Basketball Tournament's Sweet Sixteen for the third-consecutive year and won the program's first match in the NCAA Volleyball Tournament in 18 years. Arkansas won five SEC Championships (baseball, men's indoor and outdoor track and field and women's indoor and outdoor track and field).

Academically, Razorback student-athletes combined for a 3.20 cumulative GPA and 166 student-athletes earned academic personal bests. A total of 72 Razorback student-athletes graduated and another 12 earned graduate certificates.

In the 2021-22 academic year, Arkansas recorded the most successful year in the program's history, finishing seventh in the Learfield Directors' Cup. The Razorbacks finished first among programs with 19 or fewer sports, second among SEC schools and earned only its second Top 10 Directors' Cup finish. Arkansas earned a total of nine Top 10 NCAA finishes and 12 Top 20 NCAA finishes. The Razorbacks won eight Southeastern Conference championships (men's and women's cross country, soccer, men's and women's indoor track and field, men's outdoor track and field, softball regular season, softball tournament) and won a New Year's Day bowl game in football for the first time since 2000. In addition, the Razorbacks advanced to the College World Series, the Elite Eight in men's basketball and women's soccer, and the NCAA Golf Championships in both men's and women's golf.

In the classroom, Razorback student-athletes earned a then program-record 3.27 GPA and a total of 97 Razorback student-athletes earned their degrees and added their names to Senior Walk in the 2021-22 academic year.

In 2020-21, Razorback Athletics earned a then program-best eighth place finish in the 2020-21 Learfield Directors' Cup. Arkansas' previous best finish, prior to 2020-21, was 14th in the competition that tracks the nation's most successful intercollegiate athletics programs.

The Razorbacks won another NCAA title (Women's Indoor Track & Field), earned eight Top 10 NCAA finishes and a remarkable 10 Southeastern Conference regular season and tournament championships, including SEC triple crown sweeps in both men's and women's cross country & track and field, a second-straight soccer regular season crown, the program's first softball regular season title and a baseball regular season and tournament championship. Arkansas' championship total led the league and doubled the next closest SEC program.

Meanwhile, Razorback student-athletes combined for a 3.25 GPA and 104 student-athletes graduated from the University of Arkansas. A multi-million-dollar renovation of the Randal Tyson Track Center was completed, while brand new facilities, including the $27 million J.B. and Johnelle Hunt Family Baseball Development Center and the $15 million Frank O'Mara Track and Field High Performance Center were constructed.

Even in an abbreviated 2019-20 competition schedule, Razorback Athletics built an impressive resume, including winning its first NCAA championship in women's cross country and its first SEC title in soccer. In addition, the Razorbacks earned SEC championships in women's cross country and men's and women's indoor track and field. Razorback student-athletes followed suit in the classroom, earning a 3.24 cumulative GPA with 107 student-athletes adding their names to Senior Walk as University of Arkansas graduates.

Razorback Athletics was also at the forefront of several key initiatives in 2019-20. In October, Nolan Richardson Court was dedicated at Bud Walton Arena. The Eddie Sutton Men's Basketball Practice gymnasium was created at the Basketball Performance Center.



In 2018-19, Arkansas finished No. 23 in the Learfield IMG College Directors' Cup, including finishing first among programs with 19 or fewer teams. Arkansas captured two NCAA team championships (women's indoor and outdoor track & field), four SEC team championships (women's cross country, women's indoor and outdoor track & field, men's golf) and four SEC team runner-up finishes (soccer, men's cross country, men's indoor track & field and women's basketball).

In addition, the Razorback Baseball team won a share of the SEC Western Division title and advanced to its second straight College World Series. A total of 14 programs were nationally ranked during 2018-19, including five in the top 10. Arkansas had four NCAA individual and 22 SEC individual champions.

Razorback student-athletes continued to achieve at a high level in the classroom, posting a cumulative GPA of 3.24. The program graduated 98% of student-athletes who exhausted their athletic eligibility.

In 2018-19, Arkansas hosted its first NCAA Men's and Women's Golf Championships at Blessings Golf Club. In addition, Arkansas was home to the 2019 SEC Indoor and Outdoor Track & Field Championships as well as both an NCAA Baseball Regional and Super Regional at Baum-Walker Stadium.

Yurachek launched several initiatives to further engage Arkansas and Razorback fans around the world. In August 2018, as part of the One Razorback campaign, the inaugural One Hog Call event was held in Fayetteville, Little Rock and around the globe. Razorback fans from more than 16 countries and 40 states participated in a simultaneous Hog Call.

Yurachek's first full year in Fayetteville saw tremendous success. Arkansas tied a program record with a No. 16 finish in the 2017-18 Learfield Sports Directors Cup, and first in the nation among schools with 19 or fewer sports.

In 2017-18, Arkansas captured four SEC championships (men's and women's cross country, women's indoor track, women's golf), including the school's first SEC crown in women's golf. The Razorbacks earned three Top 5 national finishes including national championship runner-up finishes at the 2018 NCAA Women's Indoor Track and Field Championships and the 2018 College World Series. Four Arkansas student-athletes earned individual national championships.

In the 2018 spring semester, Razorback student-athletes earned a record-tying 3.25 GPA and 282 student-athletes secured a spot on the department honor roll. Nearly 125 Razorback student-athletes added their name to Senior Walk as graduates of the University of Arkansas.

Yurachek came to Arkansas from the University of Houston where he served as the vice president for athletics. Prior to Houston, Yurachek served as Director of Athletics at Coastal Carolina University, where Coastal won 29 Big South Conference championships. Yurachek was named Under Armor FCS Athletic Director of the Year in 2014. He has also

VICE CHANCELLOR AND DIRECTOR OF ATHLETICS HUNTER YURACHEK

worked at the University of Akron, the University of Virginia, Western Carolina University, Vanderbilt University and Wake Forest University.

In Yurachek's first two years at Houston, the Cougars' sport programs eclipsed 225 points in the Learfield Directors' Cup in back-to-back years for the first time in department history, securing Top 3 finishes in The American Athletic Conference both years. Houston's programs combined for a league-leading five American Conference team championships and 22 American Conference individual titles.

The success was not limited to the field of play, however, as UH student-athletes placed 96 and 109 student-athletes on the Dean's List in the fall and spring semesters, respectively. Houston student-athletes combined for the highest spring GPA (2.95), highest cumulative GPA following a spring semester (2.93) and the highest average hours passed in a spring semester (14.1) in department history.

The 2016-17 year also saw the continuation of an aggressive facilities plan as construction began on the $60 million renovation of the Fertitta Center, the football indoor practice facility and a baseball player development center and clubhouse with more than $85 million of projects all privately funded.

In his first year in the role, Houston recorded its highest finish in the Learfield Directors' Cup since 1999-2000 and its second-highest finish in school history with 296.5 points to finish 73rd nationally. The 2015-16 academic year saw the Houston Football program capture The American Athletic Conference Championship and a Chick-fil-A Peach Bowl win over Florida State, the Houston Men's Track & Field program win The American Indoor and Outdoor Championships and the Houston Women's Golf program claim an American Championship in only its second year with a full team. In addition, the Men's Basketball program returned to the NCAA postseason for the 29th time in program history and the Men's Golf program advanced to the NCAA Championships for the third straight year.

All of the athletic achievements occurred while UH student-athletes recorded the second-best fall GPA, 2.91, and second-best spring GPA, 2.87, in athletic department history while placing a record 88 student-athletes on the University's Dean's Honor List in the spring.

Yurachek led the Houston Athletics fundraising charge with a record amount $5.2 million in private donations to the Athletics general scholarship fund in the 2014-15 fiscal year. Focused on improving the student-athlete experience, Yurachek also led a department that unveiled the completed Guy V. Lewis Development Center for the Houston Men's and Women's Basketball programs, Carolyn and Ron Yokubaitis Field at Carl Lewis International Track & Field Complex, one of the nation's largest collegiate baseball video boards, a renovated Houston Football locker room and a short game facility for the Houston Men's and Women's Golf programs.

Named by Chancellor Dr. Renu Khator as Chair for a campus-wide steering committee established to oversee the grand opening events for the $128 million TDECU Stadium, Yurachek assisted in the cultivation, solicitation and securing of a 10-year, $15 million-naming rights agreement for TDECU Stadium with the per year value ranking in the top ten nationally for collegiate venue naming rights agreements.

Yurachek was instrumental in the national search and hiring of football and men and women's basketball head coaches (Tom Herman, Kelvin Sampson, Ronald Hughey) while overseeing the development and implementation of a $500,000 remodeling project to the men and women's basketball locker rooms.

He served as liaison with an architectural design firm on the plans for the $25-million Guy V. Lewis Development Center as well as overseeing the development and implementation of a $500,000 facility enhancement to the Athletics/Alumni Center, including the addition of Cougar Cafe, a student-athlete nutrition center.

Yurachek came to Houston after serving four years as Director of Athletics at Coastal Carolina University where he oversaw a department featuring 18 men's and women's NCAA Division I sport programs. A testament of his vision, Yurachek was named the 2014 Under Armour FCS Athletic Director of the Year in May of 2014.

Under Yurachek's leadership, the Chanticleers won a total of 29 Big South Championships (both regular season and tournament championships), made 30 NCAA appearances and finished a program-best 79th in the 2012-13 Learfield Director's Cup.

During Yurachek's time of leadership, Coastal hosted an NCAA Baseball Regional; NCAA Baseball Super Regional; NCAA Division I Football championship contests in 2010 and '13; and NCAA Men's Soccer Championship matches in 2011, '12 and '13, as well as winning a competitive bid to host the VisitMyrtleBeach.com Men's and Women's Big South Basketball Championships in 2013, 2014 and 2015, sponsored by the Myrtle Beach Area Chamber of Commerce.

Coastal Carolina student-athletes posted a 3.028 grade point average (GPA) for the fall 2013 semester and saw its overall GPA rise from 3.053 to 3.108. Of the 434 student-athletes, 253 - or 58.3 percent - posted a GPA between 4.0 and 3.0, including 28 who earned President's List (4.0 GPA for the semester) and an additional 117 who earned Dean's List recognition.

In addition, during Yurachek's tenure Coastal Carolina student-athletes earned:

- 363 All-Big South honors
- 31 All-Big South Player of the Year honors along with 13 Big South Freshman of the Year honors
- 28 All-America honors
- 11 Big South Scholar-Athlete of the Year honors in their respective sports
- 5 Academic All-America honors
- 4 national postgraduate scholarships
- 3 Big South Conference Christenberry Awards for Academic Excellence

With all the success, the Coastal Carolina department operated within a balanced budget during Yurachek's tenure, thanks to his zero-budget initiative and the unprecedented revenues generated since his arrival with his restructuring of the external relations department. In his first year, the department revenue was at $560,000, including $316,000 in ticket sales and sponsorships at $250,000. After the 2012-13 year, revenue came in at $1.4 million, thanks to $549,000 in ticket sales and $600,000 in sponsorships.

Since 2010, the Department of Athletics added women's lacrosse; launched Champions for Life, a life skills enhancement program for student-athletes; signed a five-year $1.1 million contract with an athletic apparel provider; established the Letterwinners Association; successfully completed NCAA Cycle 3 Recertification; and has been featured on the front page of the sports section of USA Today with the headline reading "Coastal Carolina Piles up Sports Success."

Also, during Yurachek's tenure, several major projects that supported intercollegiate athletics totaling more than $250 million were included in the University's ongoing capital improvements across the campus.

Prior to his appointment at Coastal Carolina University, Yurachek was executive senior associate athletics director at the University of Akron. He led and managed the Zips' external relations unit, which included marketing and promotions, media relations, ticket operations, development (Z-Fund), video operations and merchandising. In addition, he was the sport administrator for men's basketball, men's golf and women's golf and worked closely with the football program.

Yurachek has also held various athletics administration leadership positions at the University of Virginia, Western Carolina University, Vanderbilt University and Wake Forest University.

He earned his bachelor's degree in business management at Guilford College in 1990, where he was a four-year letter winner in basketball. He earned his master's degree in sports administration from the University of Richmond in 1994.

Born in Richmond, Va., and raised in Charlotte, N.C., Yurachek, and his wife Jennifer have three sons: Ryan, Jake and Brooks. Ryan, a former Marshall University football student-athlete, is the tight ends coach at Appalachian State. He and his wife Morgan reside in Boone, N.C. with their son Trace. Jake is a University of Arkansas graduate and former Razorback football student-athlete and is the co-founder of Banner Sports Group. Brooks is a redshirt junior linebacker at Appalachian State.



DONALD W. REYNOLDS RAZORBACK STADIUM



Donald W. Reynolds Razorback Stadium (DWRRS) will serve as the home of Razorback Football for the 89th season during the 2026 campaign. Since opening in 1938, the Razorbacks have played 334 games at the current site, winning over 62-percent of their contests.

Located on the western side of campus, DWRRS was formerly known as Razorback Stadium before being named in honor of the late Donald W. Reynolds in 2001. The stadium will be rebranded as CommunityAmerica Razorback Stadium begining with the 2027 football season as part of a long-term partnership with CommunityAmerica Credit Union. The playing field is named in honor of former athletics director and the winningest, longest-tenured head football coach in University of Arkansas history, Frank Broyles.

Upon undergoing many modifications, DWRRS gives the University of Arkansas one of the finest football facilities in the nation. A $160 million stadium renovation and north end addition was completed prior to the 2018 season. All existing suites and club areas were renovated, and additional elevators were constructed in the northwest and northeast corners of the stadium. As part of the same project, a south video board was added in time for the 2017 season. The north end addition is home to the new Broyles Athletics Center as well as suites, loge boxes, club seats and club areas. The addition also provided new concessions and restrooms as well as a stadium-wide concourse that allows the flow of fans throughout the stadium. A new football team locker room, press conference room, other team areas and various displays celebrating Razorback history and traditions were also part of the north end addition.

Prior to the 2001 season, the stadium underwent a dramatic advancement – a $110 million project, which included a $20 million gift from the Donald W. Reynolds Foundation, increased the seating capacity from 51,000 to 72,000.

The renovation included reconstructed concourses with a brick facade that completely enclosed the concrete and steel below the stands. In addition, the concourses were widened, and concession areas and restrooms were replaced.

Known as "Championship Alley," the east concourse displays all 13 conference championships, the 1964 national title and every football letterman. The south end zone concourse, "All-American Alley," is dedicated to the 64 Razorback All-Americans. The west concourse, "Bowl Alley," commemorates each of the program's 46 bowl teams.

Another noticeable addition was the enclosure of the south end zone, which features chair back seating and the addition of approximately 7,300 total seats as well as a food court with vendor space.

Along with an expanded press box, which includes Orville Henry Press Row, 68 luxury suites/skyboxes were added, bringing the total to 134.

The 3,800 square foot Wilson Matthews A Club was added on the east side next to a 6,500-seat upper deck that is complemented by enclosed

DONALD W. REYNOLDS RAZORBACK STADIUM



premium club seating. The stadium's capacity includes 8,950 club seats, inside and out.

One of the first expansion projects occurred in 1950 and included the construction of a new press box and 5,200 more seats on the west side. Another 5,200-seat addition to the east side was completed in 1957.

Earlier building efforts in 1965 and 1969 raised capacity to 42,678 – a figure held steady for more than a decade.

Prior to 2001, the last previous expansion occurred before the 1985 season and added additional seats and skyboxes, bringing the facility to 50,000 seats.

Astroturf was added in 1969. The playing surface then returned to natural grass in 1995 prior to its transition to synthetic turf in 2009. The surface reverted to a natural grass beginning with the 2019 season.

Making its debut on Sept. 24, 1938, as Arkansas defeated Oklahoma A&M, 27-7, the stadium was dedicated later that year on Oct. 8 when the Razorbacks hosted Baylor.

Constructed as a Works Progress Administration project with an original capacity of 13,500, the facility was first enlarged upon the arrival of John Barnhill as athletic director in 1947 when an additional 2,500 seats were added to the north end of the east and west grandstands.

Prior to 1938, the Razorbacks played in a 300-seat stadium built in 1901 on land atop "The Hill," now occupied by Mullins Library and the Fine Arts Center

QUICK FACTS

CAPACITY: 76,000
FIRST GAME: Sept. 24, 1938 - Arkansas 27, Oklahoma A&M 7
DEDICATED: Oct. 8, 1938 - Baylor 9, Arkansas 6
DWRRS RECORD: 209-123-2 (.628)
FAYETTEVILLE RECORD: 327-156-10 (.673)

ALL-TIME TOP 10 CROWDS:

Rank	*Opponent*	*Date*	*Attendance*
1.	Alabama	Sept. 25, 2010	76,808
2.	Tennessee	Nov. 11, 2006	76,728
3.	Southern California	Sept. 2, 2006	76,564
4.	LSU	Oct. 19, 2024	75,893
5.	Texas	Sept. 11, 2004	75,671
6.	Alabama	Oct. 1, 2022	75,579
7.	Tennessee	Oct. 5, 2024	75,573
8.	Alabama	Oct. 8, 2016	75,459
9.	LSU	Nov. 12, 2016	75,156
10.	Notre Dame	Sept. 27, 2025	75,111

FRANK BROYLES



For more than five decades, Frank Broyles helped shape intercollegiate athletics as a legendary coach, nationally respected administrator and a tireless goodwill ambassador for his university and state.

In July 2014, Broyles stepped away from his day-to-day duties with the Razorback Foundation after a combined 55 years of service with the Department of Intercollegiate Athletics and Razorback Foundation. Broyles served as Athletics Director Emeritus.

In his 19-year stint as Arkansas' head coach, the Razorbacks posted a record of 144-58-5, captured seven SWC championships, one national championship and earned 10 bowl berths. Broyles was a six-time SWC Coach of the Year and became the mentor to dozens of assistant coaches preparing them for successful head coaching careers in both college and pro football. His impact on the coaching profession is best measured in the development of more than 40 head coaches. Former Broyles' assistant coaches have combined to win five Super Bowls, five national championships, more than 40 conference titles and more than 2,000 games. His legacy is celebrated annually with the presentation of the Broyles Award to the nation's top assistant football coach.

Broyles assumed the role of athletics director in July 1973 and remained in that position long after retiring from coaching in 1976. While universally recognized for his coaching prowess, it was his keen administrative and business skills that allowed Broyles to charter a steady course of success for the Razorbacks. Broyles laid the groundwork for transforming the athletic program into an all sport program that produced 41 national championships, 57 SWC and 48 SEC championships, 22 bowl appearances and a bevy of other team and individual accomplishments under his tenure.

On Nov. 3, 2007, Frank Broyles Field, the on-campus football playing field for the Arkansas Razorbacks within Donald W. Reynolds Razorback Stadium, was named for the longtime head football coach and athletics director. The field was dedicated at halftime of the Arkansas-South Carolina game in an on-field ceremony that included Broyles once again leading former Razorback football lettermen through the "A" and a surprise visit from broadcasting legend and Broyles' former ABC Sports broadcasting partner Keith Jackson. The dedication culminated a memorable weekend that also included a reunion of former football lettermen spanning Coach Broyles' 19-year career as the Razorbacks' head football coach.



On Nov. 23, 2013, a bronze statue was dedicated in Broyles honor in front of the Broyles Athletic Center. The statue, sculpted by Dr. Gary Renegar, stands seven and a half feet and weighs more than 700 pounds.

Broyles, 92, died from complications of Alzheimer's Disease, on Aug. 14, 2017.



WAR MEMORIAL STADIUM



The Razorbacks' home venue in Central Arkansas for 77 years, War Memorial Stadium/AT&T Field began hosting Arkansas football games in 1948.

Three-year Arkansas letterman and Medal of Honor recipient Maurice "Footsie" Britt was the featured speaker during dedication ceremonies for War Memorial Stadium on Sept. 18, 1948. On that day, a crowd of 24,950 (a record football attendance in Arkansas at that time) watched the Razorbacks defeat Abilene Christian, 40-6.

During its existence, the facility has expanded from its original capacity of 31,000 to its current figure of 54,120.

A complete lighting system and Astroturf surface were added for the 1970 season with a new artificial surface to follow in 1974. Ten years later, another new layer of artificial turf was installed before a return to natural grass was made in 1994. AstroPlay was installed for the 2002 season. War Memorial Stadium installed a new turf manufactured by Field Turf during the summer of 2010 and the field was named AT&T Field. In addition, a new $7.5 million press box that includes 500 club seats was constructed for the 2010 football season. The War Memorial Stadium Commission, along with the University of Arkansas Athletic Department, has renovated the Razorback Letterman's Club and Recruit Room.

In 1974, the press box was honored as the best in the nation by the Football Writers Association of America, a recognition for the facility and the services provided. The press floor is now named for longtime sportswriter and an authority on Razorback history, Orville Henry.



QUICK FACTS

CAPACITY: 54,120
FIRST GAME & DEDICATION: Sept. 18, 1948 - Arkansas 40, Abilene Christian 6
WMS RECORD: 154-62-4 (.709)
LITTLE ROCK RECORD: 171-68-5 (.711)

FRED W. SMITH FOOTBALL CENTER



The 80,000 square-foot Fred W. Smith Football Center opened in 2013 and includes a spacious locker room, team meeting rooms, training room, equipment room, a student-athlete lounge and study area, coaches' offices, a recruiting reception area and football displays celebrating the tradition of Razorback Football. In the fall of 2012 as part of the football center project, two new practice fields and a parking deck were completed south of the Walker Family Training Center providing the football team with spectacular new practice venues and university faculty and students with approximately 225 covered parking spaces.

Fred W. Smith, former chairman of the Donald W. Reynolds Foundation and longtime benefactor of the University of Arkansas and Razorback Athletics, passed away at age 84 on April 29, 2018, in Santa Monica, Calif. Through his work with the Donald W. Reynolds Foundation, Mr. Smith was instrumental in the university's securement of several multi-million-dollar gifts, including the Donald W. Reynolds Razorback Stadium expansion, the Jerry and Gene Jones Family Student-Athlete Success Center and the Student-Athlete Development program, within Razorback Athletics.

In 2011, under Mr. Smith's leadership, the Donald W. Reynolds Foundation issued a $10 million challenge grant to help generate funding for a new football operations building for the University of Arkansas. In 2013, the $40 million Fred W. Smith Football Center was dedicated providing Razorback Football with a new home.







JONES FAMILY STUDENT-ATHLETE SUCCESS CENTER



The Jerry and Gene Jones Family Student-Athlete Success Center helps address the academic, nutritional, personal and professional development of more than 460 student-athletes in an approximately 55,000 square foot facility, creating an integrated academic support program focused on graduation of all student-athletes at the University of Arkansas.

- 31 Tutor Rooms (11 large rooms for 6-8 people and 20 small rooms for 2-4 people).
- 5,000 square feet of open study/lounge space.
- 2,300 square feet of Computer Lab Space (2 computer labs – large and small).
- 1,500 square feet of Group Lab Space.
- 25 Offices for staff and academic counselors.
- 1,500 square feet in the Multi-Purpose Room with capacity of 90 or more.
- 150 Seat Auditorium (Designed for hosting the Razorback Leadership Academy, seminars, guest speakers, large group presentations and other Athletic Academic programming with full A/V capabilities).
- Designated area for Educational Enrichment Services.
- Designated area for Student-Athlete Development.
- Wellness area with offices for staff psychologist and nutritionist.
- Dining Hall with full-service kitchen and seating for approximately 250 people.



ARKANSAS HEAD COACHES



CHRIS BROOKS
Gymnastics
1st Season



JOHN CALIPARI
Men's Basketball
3rd Season



DOUG CASE
Men's Track & Field
1st Season



TUCKER CLARY
Women's Tennis
4th Season



COURTNEY DEIFEL
Softball
12th Season



COLBY HALE
Soccer
15th Season



NEIL HARPER
Swimming & Diving
11th Season



CHRIS JOHNSON
Women's Track & Field
4th Season



BRAD McMAKIN
Men's Golf
21st Season



KELSI MUSICK
Women's Basketball
2nd Season



RYAN SILVERFIELD
Football
1st Season



SHAUNA TAYLOR
Women's Golf
20th Season



JAY UDWADIA
Men's Tennis
5th Season



DAVE VAN HORN
Baseball
25th Season



CALE WALLACE
Men's Cross Country
1st Season



JASON WATSON
Volleyball
11th Season

ARKANSAS SENIOR ATHLETICS STAFF



HUNTER YURACHEK
Vice Chancellor/
Director of Athletics



RICK THORPE
Sr. Deputy AD/
Resource Generation



MATT TRANTHAM
Sr. Deputy AD/
Event Operations &
Championship Facilities



DAN TRUMP
Deputy AD/
Integrity &
Student-Athlete Success



CLAIRE BETZ-HAUKUP
Chief of Staff



ALEX CRAMER
Sr. Associate AD/
Marketing & Business
Development



KAT DEVENPORT
Sr. Associate AD/SWA



MATT McCOY
Sr. Associate General
Counsel for Athletics



KYLE PARKINSON
Sr. Associate AD/
Communications &
Broadcast



CRAIG TIGGES
Sr. Associate AD/
Chief Financial Officer



DR. CHRIS BADER
Associate AD/
Mental Health
& Performance



JULIE CAIN
Associate AD/
Event Management



PATRICK DALE
Associate AD/
Facilities Management



MICHELLE GLOVER
Associate AD/
Broadcast Services



KARLA HORSFALL
Associate AD/
Sports Performance
Nutrition



JUSTIN MALAND
Associate AD/
Capital Projects &
Technology



TRICIA MATYSAK
Associate AD/
Sports Medicine



ELVIS MOYA
Associate AD/
Community Outreach
& Fan Engagement



FELECIA SAINE
Associate AD/
Academics & Student-
Athlete Development



PETER GRETEMAN
Assistant AD/
Accounting, Budget,
Financial Reporting



CATHERINE HARPER
Assistant AD/
Compliance



ROY JACOBSON
Assistant AD/
Event Management



ROBERT KISABETH
Assistant AD/
Equipment Operations



TAMESHA MUSE
Assistant AD/
Student-Athlete
Excellence



JIMMY SANCHEZ
Assistant AD/
Marketing



JERI THORPE
Assistant AD/
Licensing & Merchandise

150 FORWARD

REACHING HIGHER

UNIVERSITY OF ARKANSAS



The University of Arkansas is a welcoming campus of students, faculty and staff who are determined to build a better future for Arkansas and beyond. For more than 150 years, tradition and innovation have come together to create life-changing opportunities for student success, discovery and belonging. As one of the nation's top public research universities, the U of A has been dedicated to Arkansas since 1871. Building on the record-breaking momentum created through the 150 Forward Strategic Plan, the university is reaching higher with ambitious goals to achieve an 80% graduation rate, provide every undergraduate with an immersive learning experience, ensure AI fluency across the undergraduate curriculum and double its research impact to $500 million in annual expenditures by 2032 - preparing career-ready graduates, strengthening communities and driving innovation that benefits Arkansas and the nation.

We're Reaching Higher not just to excel in advancing our land-grant mission but recommitting the entire university to maximizing its support of the state of Arkansas for decades to come.

Arkansas.edu

3RD CONSECUTIVE YEAR

TIME

BEST COLLEGES FOR FUTURE LEADERS

TIME Magazine 2026 rankings

Arkansas Integrative Metabolic Research Center (AIMRC)

Supported by the National Science Foundation, AIMRC is advancing Arkansas as a national leader in metabolic research - understanding how changes in metabolism drive disease, aging and tissue repair. Since it's founding in 2021, AIMRC-supported researchers have secured over $34M in external research funding and receive the majority of NIH funding on campus.

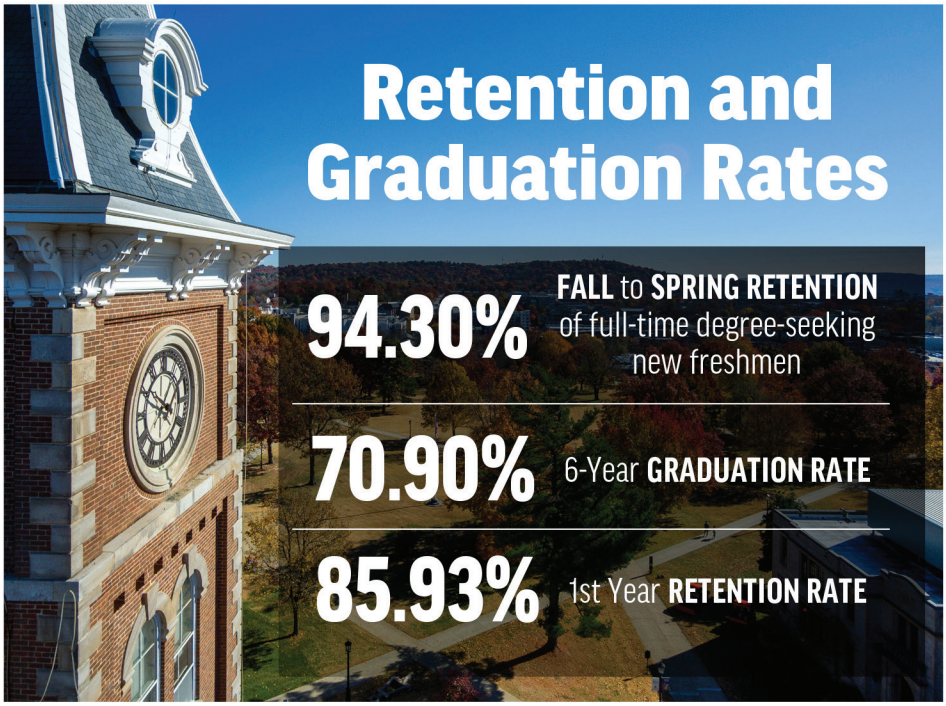

Retention and Graduation Rates

94.30% **FALL** to **SPRING RETENTION** of full-time degree-seeking new freshmen

70.90% 6-Year **GRADUATION RATE**

85.93% 1st Year **RETENTION RATE**

The U of A Delivers

$3B

ANNUAL ECONOMIC IMPACT

driving growth in every corner of the state.



Multi-User Silicon Carbide Research and Fabrication Facility (MUSiC)

The one-of-a-kind MUSiC facility is strengthening the U.S. semiconductor ecosystem through the design and testing of products with advanced performance in fields such as healthcare, computing, transportation and national defense.

The U of A INSTITUTE for INTEGRATIVE & INNOVATIVE RESEARCH (I^3R)

I^3R brings top researchers together to solve real-world problems - like restoring touch through prosthetic technology - transforming groundbreaking science into life-changing solutions for Arkansas and beyond.

Arkansan Dewey Hickey, a clinical trial participant.





Anthony Timberlands Center for Design and Materials Innovation

Design students and faculty are integrating advanced wood technologies with innovative design solutions to strengthen Arkansas' forest economy, drive mass timber innovation, support rural jobs and help developers deliver more affordable housing for communities across the state.

SCHOLARSHIP FUNDING FOR ARKANSAS STUDENTS

$7 million has grown by **$7 MILLION** since 2019

and

98% OF FRESHMAN STUDENTS FROM ARKANSAS who applied for scholarships last year received an award.

98%

SCHOLARSHIPS & GRANTS

OVER $137 MILLION

Over $137 million in need-based and non-need-based scholarships and grants were awarded to undergraduate students.

*FY 2025

LAND OF OPPORTUNITY SCHOLARSHIP

$200 MILLION

The university's $200 million scholarship campaign is a three-year initiative to further educational access opportunities for students from all 75 counties in Arkansas while providing mentorship, networking and career development support.

Arkansas Transfer Achievement Scholarship

has delivered

$4.3 million

in tuition savings



Allows graduates from 2-year colleges in the UA System to transfer to the U of A at the same 2-year tuition rate.

Last Fall, the university welcomed a record number of Arkansans from all

75 COUNTIES, as well as students from

50 STATES and more than

100 COUNTRIES.

Student-to-Faculty

Ratio 20:1

Record Enrollment:

More than 34,000

Record Number of Arkansans Enrolled



FALL 2025 FRESHMAN CLASS

3.83 Record Average GPA

6,956 Degree-Seeking New Freshmen

RECORD NUMBER OF ARKANSANS



ACADEMIC PROGRAMS:

266	96	95	37
degrees and certificates	major fields of undergraduate study	master's degree programs	doctoral programs

#1 in Arkansas

TOP 100

PUBLIC UNIVERSITIES IN THE NATION

U.S. News and World Report

NATIONALLY COMPETITIVE AWARDS

174

Truman Scholars	Goldwater Scholars	Rhodes Scholars	National Science Foundation
TOP 10	**TOP 20**	**TOP 40**	Graduate Research Fellows
Public Institutions	Public Institutions	Public Institutions	

My Path to Senior Walk (and Beyond)

› With more than 30,000 students on our campus and over 230,000 graduates, everyone has a story to tell, and everyone has a different path to earning their name on Senior Walk.

"I am a fourth-generation Razorback, so the U of A has always felt like home to me."



Allison Primm
Rogers, AR

Allison Primm, a 2023 University of Arkansas graduate and fourth generation Razorback, is helping shape one of the nation's most recognizable breakfast foods as an associate manager at Tyson Foods. Working with cross-functional teams, she oversees the planning, production, distribution, and marketing of Wright Brand and Jimmy Dean bacon, ensuring quality and consistency for millions of pounds of product served in schools, hospitals, and restaurants. Primm credits the Sam M. Walton College of Business and the connections she built at the U of A for preparing her career. Today, she says her work supports Tyson's mission of feeding people around the world.

"I always imagined myself attending the U of A and being a Razorback!"



Elijah Conley
Melbourne, AR

A first-generation college graduate, Elijah Conley turned his dream of becoming a lawyer into reality through opportunities at the University of Arkansas. A journalism and political science graduate, he credits the Honors College Path Program with helping him secure internships, leadership roles, and mentorship that led to graduating magna cum laude a year early and earning admission to Georgetown University Law Center. After graduating in 2024, passing the bar and completing a federal judicial clerkship, Conley joined a national law firm in Washington D.C. He continues to mentor U of A students, encouraging them to create opportunities for those who follow.

"The U of A gave me the chance to stay in-state while still feeling like I was stepping into something new."



Dalaiah Johnson
Little Rock, AR

Dalaiah Johnson, a public health senior from North Little Rock, found a sense of community and purpose at the University of Arkansas through campus involvement and service. Active with the Volunteer Action Center and Dream B.I.G., she says those experiences strengthened her commitment to serving others while preparing her for a career in health care. After graduation, Johnson plans to apply to dental hygiene programs and gain experience in the dental field before working in an underserved Arkansas community. She credits her public health education with inspiring her passion for improving access to preventive care and oral health education.

If you or someone you know has a story to share about everyday student successes at the U of A, please nominate them for a #MyPathToSeniorWalk spotlight to be shared on uark.edu and social media.

CHANCELLOR CHARLES F. ROBINSON



Charles F. Robinson, the seventh chancellor of the University of Arkansas, is committed to advancing the university's land-grant mission to provide opportunity and transform lives through education, research and service.

Dr. Robinson was appointed chancellor in November 2022, after serving as interim chancellor since August 2021. The U of A has set several institutional records under his leadership, including those for graduation rate, retention rate, scholarship funding and enrollment. In addition, the university conducted a record $221.5 million in research in fiscal year 2023, while investing $136 million more of its own resources into applied research facilities since 2021. Under Robinson's leadership, the university contributes over $3 billion annually to the state's economy, underscoring its role as a driver of economic growth and innovation.

Chancellor Robinson prioritizes supporting student success, augmenting the institution's research enterprise and enhancing the university's status as an employer of choice. He initiated and is guiding the $200 million Land of Opportunity Scholarship campaign, a transformative initiative aimed at bridging financial gaps for Arkansas students with the greatest financial need. Robinson has minimized, or at times frozen, tuition increases for in-state students while adding several million dollars in scholarship support for Arkansans and raising employee pay. He is also overseeing the development of world-class research facilities such as the Institute for Integrative and Innovative Research (I3R), the Multi-User Silicon Carbide Research and Fabrication Facility (MUSiC), and the Anthony Timberlands Center for Design and Materials Innovation – helping ensure the university remains a leader in applied research that solves real-world problems, improves lives and strengthens the economy.

Robinson became chancellor after serving the U of A in several capacities over the course of more than two decades. He joined the university as an assistant professor of history in 1999 and was promoted to full professor in 2011. He was then promoted to positions of increasing responsibility, including vice chancellor for Student Affairs and provost and executive vice chancellor for Academic and Student Affairs.

Before becoming chancellor, Robinson led initiatives such as Advance Arkansas – a $10 million scholarship effort for first-generation, low-income Arkansans – and the College Access Initiative, a need-based college readiness outreach program serving students and under-resourced schools statewide. Under his leadership, the university constructed Adohi Hall, which is the only residence hall in the United States to use sustainable cross-laminated timber. Robinson also oversaw an expansion of Pat Walker Health Center and led strategic planning for the university's 71,000 square foot Student Success Center.

An accomplished historian, Robinson's research and teaching focus on southern history. He has earned many awards for his teaching, including the Fulbright College Master Teacher Award, Arkansas Student Alumni Board Teacher of the Year, and induction into the university's Teaching Academy.

Robinson holds a bachelor's degree in history from the University of Houston, a master's degree in history from Rice University and a doctorate in history from the University of Houston.

Known as an engaged and approachable leader on campus, Robinson is also heavily involved with multiple regional, state and national organizations including recent or current roles on the Arkansas Research Alliance Board of Directors, AETN Foundation Board, Northwest Arkansas Council Advisory Committee, ARVEST Bank Board of Directors, National Merit Scholarship Corporation Board of Directors, Center for First-Generation Student Success Advisory Board and the Association of Public & Land-Grant Universities Council of Presidents.





BOARD OF TRUSTEES, SYSTEM PRESIDENT & FACULTY ATHLETICS REPRESENTATIVE

The Board of Trustees of the University of Arkansas serves as the institution's governing body. The board is comprised of 10 trustees representing each of the state's four congressional districts, and two at-large appointees. The president is the chief executive officer of the University of Arkansas System and reports to the Board of Trustees. Each campus has a chancellor as its chief executive officer, reporting directly to the president.



RANDY LAWSON
Chair



STEVE COX
Vice Chair



ED FRYAR, PH.D.
Secretary



KEVIN CRASS
Assistant Secretary



TED DICKEY



JAY B. SILVERIA
President



JEREMY WILSON



COL. NATHANIEL TODD



SCOTT FORD



JUDD DEERE



ASHLEY CALDWELL

DR. PAUL ADAMS
FACULTY ATHLETICS REPRESENTATIVE



Dr. Paul Adams, professor of biochemistry in the Department of Chemistry and Biochemistry and faculty member in the U of A's interdisciplinary cellular and molecular biology program, earned a B.S. in biochemistry from Louisiana State University and a Ph.D. in biophysical chemistry from Case Western Reserve University.

Adams' research and scholarly activities have garnered federal funding from the National Institutes of Health, the National Science Foundation, as well as from state agencies such as the Arkansas Biosciences Institute, the Arkansas Science and Technology Authority and the Winthrop P. Rockefeller Foundation at the University of Arkansas for Medical Sciences.

He has directed the research projects of over 70 honors, undergraduate, graduate and postdoctoral students in his laboratory at the university and has mentored many other students since arriving to the U of A.

Honors and awards Adams has recently received include: the William and Wilma Haines Distinguished Lecturer in Biochemistry, Wabash College, Crawfordsville, IN (2017); the Distinguished Faculty Award from The Honors College (2017); Top 10 Most Outstanding Faculty Member, U of A Student Government and Student Alumni Associations (2018); Faculty Researcher National Role Model, National Minority Access Inc. (2019); Lifetime Achievement Award, Northwest Arkansas Martin Luther King Jr. Council (2020).

Adams' most recent accomplishment came in the form of an election to the Executive Board of Directors of the National Organization for the Professional Advancement of Black Chemists and Chemical Engineers in the summer of 2020.

Since 2017, Adams has served as principal investigator of an NSF grant that funded the U of A's Honors College Path Program, which recruits talented high school students from underrepresented populations to help them thrive and succeed at the university.

In December 2019, Adams was selected as a member of the first cohort of the UARK Leaders Program, a program offered through the Office of the Provost, the Office of Human Resources and Walton College of Business Executive Education. This new leadership development program was launched to support the professional growth of influential and up-and coming university leaders while enhancing collaboration and innovation on campus.

GREG SANKEY, COMMISSIONER, SEC



Greg Sankey became the eighth Commissioner of the Southeastern Conference on June 1, 2015, and has successfully built upon the SEC's recognized success, strong foundations and rich traditions.

Sankey has effectively introduced change and innovation for the conference while respecting the institutional traditions that make the SEC unique. With an understanding of the highly competitive environment of college sports, he has fostered the collaborative culture of the SEC that sets the conference apart and supports its continuing success.

Sankey brings a big picture approach to his position through continuing focus on a vision that positions the SEC to leverage its athletics success and reputation for a greater overall cultural and economic impact on the region, the nation and the world.

Sankey has built upon the foundation set in his first major address as the conference leader in 2015 when he stated, "Educating scholars and supporting champions provides the platform for developing leaders who will influence the world." His relentless focus on providing resources for student-athlete success continues to make the Southeastern Conference a leader in college athletics.

LEADERSHIP IN A CHALLENGING ENVIRONMENT

When the NCAA sought to navigate a changing landscape for college athletics, it called on Sankey to co-chair its Division I Transformation Committee, a body of college sports leaders tasked with addressing the most significant challenges in college athletics, to support student-athletes more effectively, and even reimagine the future of college sports.

And it was not the first time Sankey stepped forward at a crucial time for college sports. Sankey's leadership through the COVID-19 pandemic served the SEC well as the league prepared for a return to action in the fall of 2020. Sankey fostered a culture of collaboration among the leaders of the Conference in order to allow the SEC's 14 schools to move together through difficult and unprecedented decisions.

While the pandemic had a devastating effect on the finances of college athletics programs across the country, Sankey kept focus on the long-term financial vitality of the SEC. In 2020, Sankey and his team finalized a milestone 10-year agreement with the Walt Disney Company that grants ABC and ESPN exclusive broadcast rights to premier SEC football and basketball events beginning in 2024-25 and continuing through 2033-34.

Less than a year after the blockbuster agreement with Disney, the SEC made news again as Sankey ushered the University of Oklahoma and University of Texas through membership discussions and announced the two leading universities will join as members with the SEC's nationally prominent institutions.

ADVOCATING FOR STUDENT-ATHLETE OPPORTUNITY

Throughout his career, Sankey has established himself as an advocate for the student-athlete, creating a framework to provide young people in the Conference with challenging leadership opportunities and expanded resources to succeed at the highest levels of academic and competitive success. Student-athlete focused initiatives introduced under Sankey's leadership include:

- Creation of a leadership position in the SEC office for Student-Athlete Engagement, a role focused on offering student-athletes the opportunity to participate in Conference leadership.
- Introduction of Student-Athlete Leadership Councils for Football, Men's Basketball and Women's Basketball which provide student-athletes with enhanced opportunities to engage with campus leaders and Conference office staff.
- Introduction of a Student-Athlete Career Tour which provides groups of student-athletes with opportunities to engage in career exploration with high level corporations and businesses in major metropolitan areas.
- Expansion of the student-athlete role at the annual SEC Spring Meetings when student-athlete leaders participate in a robust agenda of interaction with administrators and coaches to provide their perspectives to Conference leaders.

ADVANCING THE CONFERENCE

Sankey has been intentional and diligent in addressing issues critical to college athletics, with an emphasis on integrity, ethics, sportsmanship and diversity including:

- Development of updated Conference policies governing conduct expectations for student-athletes, including the adoption of a serious misconduct policy governing transfers that has served as a model for similar policies adopted by other conferences. The policy was later expanded to include all incoming prospective student-athletes.
- Creation of the SEC Council on Racial Equity and Social Justice, a league-wide body consisting of a diverse group of student-athletes, administrators, coaches and SEC staff. The Council identifies resources, outlines strategies and assists with implementation of efforts that promote racial equity and social justice, fosters diversity and helps overcome racism and pursues non-discrimination in intercollegiate athletics.
- Crafting a new SEC bylaw aimed at encouraging, facilitating and assisting member institutions in attracting and hiring individuals in historically underrepresented groups in leadership positions of their athletics programs.

Another priority under Sankey's leadership is growing exposure for the Conference and effectively publicizing success stories of the SEC. Strategies pursued to achieve this objective include:

- Ongoing collaboration with the SEC Network to create unique exposure opportunities for Conference universities, teams and student-athletes, including behind-the-scenes programming, expanding live championship coverage for Olympic Sports and other unique programming.
- Engagement with a national marketing agency to develop and maintain a comprehensive branding campaign. The theme – "It Just Means More" – communicates the history, legacy and overall positive impact the SEC has on its region, the nation and the world.
- Introduction of the SEC Graduate Patch, a logo placed on the uniforms in every sport to provide recognition of SEC student-athletes who have earned their undergraduate degree and are continuing their participation in intercollegiate athletics.

A CAREER IN COLLEGE ATHLETICS

On March 12, 2015, the Presidents and Chancellors of the SEC announced Greg Sankey would succeed Mike Slive as Commissioner of the SEC.

Sankey, 59, first joined the SEC staff in 2002 as Associate Commissioner for Governance, Enforcement and Compliance and later added supervision of the league's championships staff to his responsibilities. He was elevated to Executive Associate Commissioner and Chief Operating Officer for the league office in 2012, becoming responsible for the day-to-day operation of the SEC Office.

Before moving to the SEC, Sankey served as Commissioner of the Southland Conference for nearly seven years. He joined the Southland Conference staff in 1992 where he served as both assistant and associate commissioner before he was named its commissioner in 1996 at the age of 31.

Prior to his term at the Southland Conference, he was Director of Compliance and Academic Services at Northwestern State University in Natchitoches, LA, as well as coach of the Demons' golf team. Before his tenure at Northwestern State, he was the Director of Intramural Sports at Utica College in upstate New York.

A native of Auburn, NY, Sankey earned his master's degree from Syracuse University and his undergraduate degree from the State University of New York College at Cortland. Sankey and his wife, Cathy, reside in Birmingham, AL, and have two adult daughters, Hannah (and her husband, Rod) and Moriah.

THE SANKEY FILE

YEAR-BY-YEAR

1987-89	Utica College, Director of Intramural Sports
1989-9	Northwestern State University, Director of Compliance & Academic Services, 1990-92; Head Golf Coach, 1990-92
1992-2001	Southland Conference, Assistant Commissioner, 1992-94; Associate Commissioner, 1994-96; Commissioner, 1996-2002
2002-pres.	Southeastern Conference, Associate Commissioner, 2002-12; Exec. Assoc. Commissioner/COO, 2012-15; Commissioner, 2015-present

NATIONAL CHAMPIONSHIPS WON BY SEC SCHOOLS IN GREG SANKEY ERA

2015-16: Football - Alabama; Women's Swimming & Diving - Georgia; Equestrian - Auburn; Men's Outdoor Track & Field - Florida; Women's Outdoor Track & Field - Arkansas

2016-17: Men's Indoor Track & Field - Texas A&M; Women's Basketball - South Carolina; Equestrian - Texas A&M; Women's Tennis - Florida; Men's Outdoor Track & Field - Florida; Baseball - Florida

2017-18: Football - Alabama; Women's Indoor Track & Field - Georgia; Men's Indoor Track & Field - Florida; Equestrian - Auburn; Men's Outdoor Track & Field - Georgia

2018-19: Bowling - Vanderbilt; Rifle - Kentucky; Men's Indoor Track & Field - Florida; Women's Indoor Track & Field - Arkansas; Equestrian - Auburn; Women's Outdoor Track & Field - Arkansas; Baseball - Vanderbilt

2019-20: Women's Cross Country - Arkansas; Football - LSU

2020-21: Football - Alabama; Volleyball - Kentucky; Women's Indoor Track & Field - Arkansas; Men's Outdoor Track & Field - LSU; Men's Tennis - Florida; Rifle - Kentucky; Women's Golf - Ole Miss; Baseball - Mississippi State

2021-22: Football - Georgia; Women's Indoor Track & Field - Florida; Women's Basketball - South Carolina; Rifle - Kentucky

2022-23: Football - Georgia; Men's Indoor Track & Field - Arkansas; Women's Indoor Track & Field - Arkansas; Women's Basketball - LSU; Men's Golf - Florida; Bowling - Vanderbilt; Men's Outdoor Track & Field - Florida; Baseball - LSU

2023-24: Women's Basketball - South Carolina; Gymnastics - LSU; Women's Indoor Track & Field - Arkansas; Baseball - Tennessee; Men's Outdoor Track & Field - Florida; Women's Outdoor Track & Field - Arkansas; Women's Tennis - Texas A&M; Men's Golf - Auburn

2024-25: Men's Basketball - Florida; Gymnastics - Oklahoma; Men's Swimming & Diving - Texas; Baseball - LSU; Softball - Texas; Women's Outdoor Track & Field - Georgia; Women's Tennis - Georgia; Equestrian - Georgia

2025-26: Women's Rowing - Texas; Softball - Texas; Men's Swimming & Diving - Texas; Men's Indoor Track & Field - Arkansas; Men's Outdoor Track & Field - Arkansas; Women's Indoor Track & Field - Georgia; Women's Outdoor Track & Field - Georgia; Baseball - Oklahoma; Women's Gymnastics - Oklahoma; Women's Tennis - Texas A&M; Women's Volleyball - Texas A&M; Men's Golf - Auburn

SEC FOOTBALL CHAMPIONSHIP

The Southeastern Conference's top two teams will meet in Atlanta's Mercedes-Benz Stadium to battle for the league championship and the right to represent the conference in the College Football Playoff. The 35th-annual title game is set for December 6 and will be televised nationally by ABC.

The game was born as a result of 1992 conference expansion, which saw Arkansas and South Carolina become the first members added in SEC history. Under NCAA regulations, a conference with 12 members may play an additional football game to determine its champion, provided the regular season is played in divisions.

The participants of the game are determined each year during the eight-game regular-season conference schedule as the teams with the best overall SEC winning percentage.

The 2017 SEC Championship Game was the highest rated game in the nation for the entire regular season. No. 7 Georgia's 28-7 win over No. 2 Auburn drew an average overnight rating of 8.4 and 18 share, the best for CBS since 2013, when the Iron Bowl drew an 8.6/18 rating and share.

The 2009 SEC Championship Game earned an 11.8 rating and a 24 share, marking the highest-rated SEC Championship Game in history. The game matched the No. 1 Florida Gators (12-0) vs. the No. 2 Alabama Crimson Tide (12-0).

The SEC, along with AMB Sports & Entertainment (AMBSE) and the Georgia World Congress Center Authority (GWCCA), have an agreement to host the SEC Championship Game at Mercedes-Benz Stadium in Atlanta through 2031. The agreement allows the SEC the option of exercising an additional five-year extension that could keep the game in Atlanta through 2036.

The Georgia Dome hosted the SEC Championship Game for 23 years beginning in 1994, with capacity crowds in the last 21 consecutive years. By the end of the new agreement, including options, the Championship will have been played in Atlanta a total of 43 years.

ARKANSAS IN THE SEC CHAMPIONSHIP GAME

2006: FLORIDA 38, ARKANSAS 28

Florida scored a touchdown with nine minutes left in the game and held on for the 38-28 victory over Arkansas. Down 17-7 at the half, Arkansas took a 21-17 third-quarter lead on a two-yard reception by Felix Jones and a 40-yard interception return by Antwain Robinson. Arkansas could have had a chance to build on the lead, but the Gators recovered a fumbled punt in the end zone to move back in front 24-21 with 3:47 left in the third period. Percy Harvin, who scored on a 37-yard pass from Chris Leak in the second quarter, scored on a 67-yard run early in the fourth to put Florida up 31-21. Jones scored his second touchdown on a 29-yard pass from Cedric Washington to cut the margin to three. Darren McFadden finished with 73 yards on 15 carries and Jones 57 on 13. Casey Dick was 10-of-22 passing for 148 yards with a touchdown and two interceptions. Harvin had 105 yards on six carries for Florida, which went on to win the national title at 13-1, while Leak was 16-of-30 for 189 yards with a touchdown and two interceptions.

2002: GEORGIA 30, ARKANSAS 3

Georgia scored on its first five possessions for a 23-0 halftime lead and posted a 30-3 victory. Georgia claimed the SEC title just 75 miles from its Athens campus. Musa Smith rushed for 106 yards and two touchdowns. David Greene threw for 237 yards and a score, earning the game's MVP award. Terrence Edwards had seven catches for 92 yards, becoming the SEC's career leader in receiving yards. Arkansas had won six in a row to earn its second trip to the league championship game. The Razorbacks had a punt blocked by Decory Bryant on their first possession and Thomas Davis scooped up the loose ball and ran to the Arkansas 2-yard line. On Georgia's next possession, Smith, who scored after the blocked punt, finished off the drive with a 17-yard scoring run. Georgia's next three possessions ended with field goals by Billy Bennett, who connected from 29, 42 and 39 yards to provide the halftime margin. Arkansas led the SEC in rushing offense with an average of 243 yards per game but managed just 65 against Georgia. Fred Talley, a 1,000-yard rusher, was held to 51 yards on 17 carries while Matt Jones managed only 12 yards on nine carries. Jones completed 9-of-17 passes for 60 yards.

1995: FLORIDA 34, ARKANSAS 3

A prime-time (ABC) television audience and a sell-out crowd (71,325) in the Georgia Dome saw Florida post a 34-3 victory. Florida out-gained Arkansas by only 97 yards, 396-299, but the Gators committed no turnovers while Arkansas lost the ball four times. Arkansas got on the scoreboard first when Todd Latourette kicked a 36-yard field goal with 7:26 left in the first quarter. The Razorbacks were dealt some bad news on that drive, however. Sophomore running back Madre Hill, who finished third in the conference in rushing, was lost for the game with a knee injury.



2026 SEC CHAMPIONSHIP

DATE: Saturday, December 6
SITE: Mercedes-Benz Stadium; Atlanta, Ga.
CAPACITY: 73,000
TIME: 3 p.m. CT.; **TELEVISION:** ABC

Mercedes-Benz STADIUM

SEC TICKET OFFICE
2201 Richard Arrington Blvd. North
Birmingham, AL 35203
(205) 458-3000 • www.secticketoffice.com

MERCEDES-BENZ STADIUM CONTRACT: Through 2031 game
ABC SPORTS CONTRACT: Through 2033 game
HIGHEST TV RATING: 11.8 (24 share) - 2009
LARGEST CROWD: 83,091 (Alabama vs. Florida, Legion Field) - 1992
LARGEST GEORGIA DOME CROWD: 75,892 (Alabama vs. Florida) - 2008
LARGEST MERCEDES-BENZ STADIUM CROWD: 78,320 (Alabama vs. Georgia) - 2023

ALL-TIME RESULTS

Since the first SEC Championship Game in 1992, there have been record crowds, millions of television viewers and eventual national champions.

YEAR	RESULT	SITE	ATTENDANCE
1992	Alabama 28, Florida 21	Birmingham	83,091
1993	Florida 28, Alabama 13	Birmingham	76,345
1994	Florida 24, Alabama 23	Atlanta	74,751
1995	Florida 34, Arkansas 3	Atlanta	71,325
1996	Florida 45, Alabama 30	Atlanta	74,132
1997	Tennessee 30, Auburn 29	Atlanta	74,896
1998	Tennessee 24, Mississippi St. 14	Atlanta	74,795
1999	Alabama 34, Florida 7	Atlanta	74,309
2000	Florida 28, Auburn 6	Atlanta	73,427
2001	LSU 31, Tennessee 20	Atlanta	74,843
2002	Georgia 30, Arkansas 3	Atlanta	74,835
2003	LSU 34, Georgia 14	Atlanta	74,913
2004	Auburn 38, Tennessee 28	Atlanta	74,892
2005	Georgia 34, LSU 14	Atlanta	73,717
2006	Florida 38, Arkansas 28	Atlanta	73,374
2007	LSU 21, Tennessee 14	Atlanta	73,832
2008	Florida 31, Alabama 20	Atlanta	75,892
2009	Alabama 32, Florida 13	Atlanta	75,514
2010	Auburn 56, South Carolina 17	Atlanta	75,802
2011	LSU 42, Georgia 10	Atlanta	75,515
2012	Alabama 32, Georgia 28	Atlanta	75,624
2013	Auburn 59, Missouri 42	Atlanta	75,632
2014	Alabama 42, Missouri 13	Atlanta	73,526
2015	Alabama 29, Florida 15	Atlanta	75,320
2016	Alabama 54, Florida 16	Atlanta	74,632
2017	Georgia 28, Auburn 7	Atlanta	76,534
2018	Alabama 35, Georgia 28	Atlanta	77,141
2019	LSU 37, Georgia 10	Atlanta	74,150
2020	Alabama 52, Florida 46	Atlanta	16,520
2021	Alabama 41, Georgia 24	Atlanta	78,030
2022	Georgia 50, LSU 30	Atlanta	74,810
2023	Alabama 27, Georgia 24	Atlanta	78,320
2024	Georgia 22, Texas 19 (OT)	Atlanta	74,916
2025	Georgia 28, Alabama 7	Atlanta	77,247

RAZORBACK FOUNDATION
EST. 1979

BECOME A PART OF THE TEAM

START YOUR FAMILY TRADITION NOW AND JOIN THE RAZORBACK FOUNDATION!



THE RAZORBACK FOUNDATION AND ITS MEMBERS SUPPLY STUDENT-ATHLETES WITH A FIRST-CLASS EDUCATION AND CHAMPIONSHIP-CALIBER FACILITIES WHILE PROVIDING YEARLY FINANCIAL SUPPORT NEEDED TO OPERATE 19 RAZORBACK SPORTS PROGRAMS.

MEMBERSHIP INCLUDES:

- PRIORITY SEATING AND PARKING AT RAZORBACK ATHLETIC EVENTS
- 15% DISCOUNT AT HOG HEAVEN STORES
- INVITATIONS TO EXCLUSIVE EVENTS WITH COACHES
- SUPPORTING MORE THAN 465+ STUDENT-ATHLETES

SCAN TO JOIN!

MAKE A TAX-DEDUCTIBLE GIFT

CONTACT US!

@RAZORBACKFOUNDATION

479-443-9000 • GOHOGS@RAZORBACKFOUNDATION.COM
TEXT RAZORBACKS TO 479-349-4313


DONALD W REYNOLDS RAZORBACK STADIUM
ARKANSAS RAZORBACKS
HOGS