



GAME NOTES

2022 SCHEDULE

OVERALL: 0-0 | SEC: 0-0
H: 0-0 | A: 0-0 | N: 0-0 | L10: 0-0 | TOP 25: 0-0

DATE	OPPONENT	LOCATION	TIME/RESULT
F10	vs. Rutgers!	Puerto Vallarta, Mexico	10 a.m.
F11	vs. Memphis!	Puerto Vallarta, Mexico	12:30 p.m.
F11	vs. Washington!	Puerto Vallarta, Mexico	8:30 p.m.
F12	vs. Long Beach State!	Puerto Vallarta, Mexico	6 p.m.
F12	vs. Washington!	Puerto Vallarta, Mexico	8:30 p.m.
F17	Wichita State	Fayetteville, Ark.	5 p.m.
F18	Western Illinois^	Fayetteville, Ark.	2:30 p.m.
F18	Illinois^	Fayetteville, Ark.	4:45 p.m.
F19	Wichita State^	Fayetteville, Ark.	12:15 p.m.
F19	Longwood^	Fayetteville, Ark.	2:30 p.m.
F20	Illinois^	Fayetteville, Ark.	12:15 p.m.
F24	Louisville	Fayetteville, Ark.	5 p.m.
F25	Nebraska%	Fayetteville, Ark.	4:45 p.m.
F25	Southeast Missouri%	Fayetteville, Ark.	7 p.m.
F26	Southeast Missouri%	Fayetteville, Ark.	2:30 p.m.
F26	Nebraska%	Fayetteville, Ark.	4:45 p.m.
F27	Kansas%	Fayetteville, Ark.	12:15 p.m.
M1	Central Arkansas	Fayetteville, Ark.	5 p.m.
M3	Missouri State&	Fayetteville, Ark.	5 p.m.
M4	Kennesaw State&	Fayetteville, Ark.	3:30 p.m.
M4	Kansas City&	Fayetteville, Ark.	6 p.m.
M5	Missouri State&	Fayetteville, Ark.	3 p.m.
M5	Kennesaw State&	Fayetteville, Ark.	5:30 p.m.
M6	Kansas City&	Fayetteville, Ark.	2 p.m.
M10	at Liberty	Lynchburg, Va.	3 p.m.
M11	vs. Lehigh#	Harrisonburg, Va.	10 a.m.
M11	vs. Maryland#	Harrisonburg, Va.	12:30 p.m.
M12	vs. Maryland#	Harrisonburg, Va.	9:30 a.m.
M12	at James Madison#	Harrisonburg, Va.	12 p.m.
M13	vs. Lehigh#	Harrisonburg, Va.	10 a.m.
M18	at Tennessee*	Knoxville, Tenn.	TBA
M19	at Tennessee*	Knoxville, Tenn.	TBA
M20	at Tennessee*	Knoxville, Tenn.	TBA
M26	LSU*	Fayetteville, Ark.	7:30 p.m.
M27	LSU*	Fayetteville, Ark.	12 p.m.
M28	LSU*	Fayetteville, Ark.	6 p.m.
A1	at Ole Miss*	Oxford, Miss.	TBA
A2	at Ole Miss*	Oxford, Miss.	12 p.m.
A3	at Ole Miss*	Oxford, Miss.	TBA
A5	at Central Arkansas	Conway, Ark.	6 p.m.
A8	Auburn*	Fayetteville, Ark.	TBA
A9	Auburn*	Fayetteville, Ark.	1 p.m.
A10	Auburn*	Fayetteville, Ark.	TBA
A15	Kentucky*	Fayetteville, Ark.	TBA
A16	Kentucky*	Fayetteville, Ark.	7 p.m.
A17	Kentucky*	Fayetteville, Ark.	1 p.m.
A22	at Florida*	Gainesville, Fla.	7 p.m.
A23	at Florida*	Gainesville, Fla.	1:30 p.m.
A24	at Florida*	Gainesville, Fla.	TBA
A29	South Carolina*	Fayetteville, Ark.	TBA
A30	South Carolina*	Fayetteville, Ark.	TBA
M1	South Carolina*	Fayetteville, Ark.	TBA
M6	Texas A&M*	Bryan-College Station, Texas	TBA
M7	Texas A&M*	Bryan-College Station, Texas	2:30 p.m.
M8	Texas A&M*	Bryan-College Station, Texas	TBA
M10	SEC Tournament\$	Gainesville, Fla.	TBA

! Puerto Vallarta College Challenge | ^ Razorback Invitational | % Wooo Pig Classic | & Razorback Rumble | # JMU Dukes Invitational | * SEC games | \$ SEC Tournament

Home games played at Bogle Park | Times central/subject to change

GAME 1



FEB. 10, 2021 AT 10 A.M. (CT)

ARKANSAS (0-0)
VS
RUTGERS (0-0)
FLOSOFTBALL

THE SERIES

Arkansas is 2-1 all-time against Rutgers ... The two teams haven't met since Feb. 26, 2011, a 5-2 Razorback win in Corpus Christi, Texas ... Arkansas won the first meeting 8-6 on Feb. 18, 2007 in College Station, Texas and dropped the second meeting 4-3 in nine innings on Feb. 24, 2011 in Corpus Christi ... Arkansas is 20-17 all-time against the Big Ten Conference.

RAZORBACK NOTABLES

Need to Know

Arkansas is coming off the program's first SEC regular season title (shared with Florida) last season, going 19-5 in conference play. The Razorbacks became the first team not named Florida or Alabama to win the conference's regular season title since Tennessee in 2007. On the road against league competition, the Hogs went 11-1, producing the most wins on the road during conference play by an SEC team since 2013 when the league adopted the current 24-game schedule. Arkansas posted a 43-11 overall record, recording the best win percentage (.796) and second-most total wins in program history. In the NCAA Tournament, Arkansas earned the No. 6 national need and swept the Fayetteville Regional before hosting the program's first Super Regional at Bogle Park.

Bogle Bombers

Last season, Arkansas tied for fourth nationally and led the SEC, mashing a school record 95 home runs. The team shattered the previous program record of 65 long balls hit in 2008. The total ranks 10th in the SEC record book for most home runs in a single-season and were the most hit in a single season hit by an SEC team since Tennessee clubbed 100 in 2015. In 2022, Arkansas returns hitters that accounted for 50 of last year's 95 taters, led by designated player Linnie Malkin's 18 bombs.

Haff Back for 2022

Pitcher Mary Haff captured Arkansas' first SEC Pitcher of the Year award last season, pitching to a 26-7 record with five saves and a 1.55 ERA over 198.1 innings pitched. She struck out 198 hitters compared to just 39 walks issued. Haff was named an NFCA First Team All-American, becoming the first pitcher in program history to earn first team All-America recognition. USA Softball named Haff a Collegiate Player of the Year Top 10 Finalist. Haff was tremendous in conference play, and among pitchers who threw at least 80.0 innings, led the league in wins (11), saves (4) and appearances (19) while placing fourth in ERA (2.01) and strikeouts (79). Against Texas Tech, she hurled her second career no hitter, striking out six over 5.0 innings, and was one error away from a perfect game. Haff threw her first no-no against Northern Colorado in 2018 as a freshman and is the only pitcher in program history with multiple no-hitters. The Winter Haven, Fla. native sits atop the program's career record book tallying 77 wins and 13 saves.

Coach of the Year

In her sixth season guiding the Arkansas softball program, head coach Courtney Deifel was named SEC Coach of the Year last season, becoming the second skipper in school history to earn the award, and first since Carrie Dever-Boaz in 1999. The Hogs began conference play winning 12 straight games, notching the fifth-best league start in SEC history and captured the program's first SEC title. The National Fastpitch Coaches Association (NFCA) awarded Deifel and the coaching staff the South Region Staff of the Year. Since Deifel took over in 2016, the Razorbacks have been ranked 53 times in the NFCA Coaches' Poll after previously being ranked only once in program history. Deifel's record in Fayetteville is 190-117 and 50-71 in SEC games. Her Razorbacks teams have qualified for the NCAA Tournament four times, the most among any coach in program history.

Steady Veteran

Redshirt senior outfielder Hannah McEwen has been as consistent as can be for the Hogs the last four seasons and her name is littered throughout the program record book. McEwen is the program's career leader in batting average (.359), and ranks second in on-base percentage (.460), third in runs scored (156), fourth in walks (94), fifth in doubles (36), sixth in slugging percentage (.538) and eighth in hits (206) and RBI (111).

BY THE NUMBERS (2021)



.261	292	375	158	4-6	2.18	.217
AVG.	RUNS	HITS	XBH	SB-ATT	ERA	OPP. AVG.
.208	111	219	59	20-35	6.67	.324

2022 TEAM QUICK FACTS

TEAM INFORMATION

2021 Overall Record	43-11
2021 SEC Record	19-5
SEC Finish	T-1st
NCAA Postseason	Super Regionals
Home Record	24-7
Away Record	18-2
Neutral Record	1-2
Student-Athletes Returning/Lost	17/10
Starters Returning/Lost	6/4
Newcomers	11

COACHING STAFF

Head Coach	Courtney Deifel (Seventh Season)
Record at Arkansas	190-117 (.619)
Career Record	217-144 (.598)
Assistant Coach	Yolanda McRae (Seventh Season)
Assistant Coach	Matt Meuchel (Sixth Season)
Volunteer Assistant	Annie Smith (Third Season)
Graduate Manager	Aly Manzo (First Season)
Graduate Manager	Tori Stafford (Second Season)
Director of Operations	Paige Williams (Sixth Season)

TEAM HISTORY

First Year of Program	1997
All-Time Record	713-751-1 (.487)
All-Time SEC Record	231-422 (.354)
SEC Championships/Last	1 (2021)
NCAA Appearances/Last	10 (2021)
Highest Preseason Rank	12/14 (2018)
Highest Preseason SEC	5th (2018)
Highest In-Season Rank	6 (ESPN)/5 (NFCA) (Wk 14, 2021)

UNIVERSITY INFORMATION

Location	Fayetteville, Ark.
Founded	March 27, 1871
Enrollment	27,558
Nickname	Razorbacks
School Colors	Cardinal and White
Conference	Southeastern (SEC)
Interim Chancellor	Dr. Charles F. Robinson
Vice Chancellor/Director of Athletics	Hunter Yurachek
Faculty Athletic Representative	Gerald Jordan
University Website	www.uark.edu
Athletics Website	ArkansasRazorbacks.com

FACILITY INFORMATION

Home Field	Bogle Park
Opened	2009
Dimensions	(LF - 200, CF - 220, RF - 200)
Chair-back Seats:	1,200

COMMUNICATIONS

Assistant Director (SB Contact)	Grace Tafolla
Associate AD for Communications	Kyle Parkinson
Email	kparkin@uark.edu

Mailing Address
Razorback Communications
PO Box 7777
Fayetteville, AR 72702-7777

Overnight Address
Razorback Communications
1240 W. Leroy Pond Dr.
Fayetteville, AR 72701

RAZORBACK ROSTER

#	NAME	POSITION	B/T	CLASS	HEIGHT	PREVIOUS SCHOOL	HOMETOWN
00	Kaitlyn Howard	UTL	L/L	So.	5-7	Sheridan HS	East End, Ark.
1	Raigan Kramer	INF	L/R	Fr.	5-4	Seaman HS	Topeka, Kan.
2	Valerie Ventura	INF	R/R	R-Jr.	5-6	Rio Mesa HS	Oxnard, Calif.
3	Larissa Cesena	INF/OF	L/R	R-Jr.	5-7	Martin Luther King HS	Riverside, Calif.
4	Mary Haff	RHP	R/R	R-Sr.	5-10	Lake Region HS	Winter Haven, Fla.
5	Lauren Howell	RHP	R/R	So.	5-7	Helias Catholic HS	Jefferson City, Mo.
6	Cally Kildow	UTL	R/R	So.	5-7	Gravette HS	Gravette, Ark.
7	Chenise Delce	RHP/UTL	R/R	R-Jr.	5-5	Carl Albert HS / Tulsa	Oklahoma City, Okla.
8	KB Sides	OF	L/R	R-Sr.	5-7	Sumiton Christian / Alabama	Dora, Ala.
10	Ally Sockey	INF	R/R	Fr.	5-6	Greenwood HS	Greenwood, Ark.
12	Abby Gordon	C	R/R	R-Fr.	6-0	Andale Garden Plain HS	Garden Plain, Kan.
14	Kacie Hoffmann	UTL	L/L	Fr.	5-9	Elkhorn South HS	Elkhorn, Neb.
15	Spencer Prigge	INF	L/R	Fr.	6-0	Horizon HS	Phoenix, Ariz.
16	Madi Conklin	C	R/R	Fr.	5-4	Southside HS	Fort Smith, Ark.
17	Taylor Ellsworth	C/UTL	R/R	Gr.	5-5	Georgetown HS / Texas	Georgetown, Texas
18	Marlene Friedman	INF	R/R	So.	5-5	Mater Dei HS	Huntington Beach, Calif.
21	Mallory Hardwick	UTL	L/L	Fr.	5-9	Bayard Rustin (Pa.) HS	Keller, Texas
20	Hannah Gammill	UTL	R/R	So.	5-8	Beebe HS	Beebe, Ark.
22	Linnie Malkin	OF	R/R	R-Sr.	5-11	Broomfield HS	Broomfield, Colo.
23	Hannah McEwen	OF	L/R	R-Sr.	5-7	Patrick Henry HS	San Diego, Calif.
28	Rylin Hedgecock	UTL	R/R	R-So.	5-9	Lowndes HS	Valdosta, Ga.
30	Chelsi Passage	INF	R/R	Fr.	5-3	Greenwood HS	Greenwood, Ark.
41	Danielle Gibson	INF	L/R	R-Sr.	6-0	Murrieta Valley HS / Arizona State	Murrieta, Calif.
42	Sam Torres	OF	L/L	R-Jr.	5-2	Chaparral HS	Temecula, Calif.
44	Callie Turner	RHP	L/L	R-So.	5-10	Land O'Lakes HS / Tennessee	Land O'Lakes, Fla.
72	Jenna Bloom	RHP	R/R	R-So.	5-10	Edison HS	Huntington Beach, Calif.
99	Audrie LaValley	INF	L/R	R-Jr.	5-6	Carl Albert HS / Oklahoma	Choctaw, Okla.

COACHING/SUPPORT STAFF

Head Coach	Courtney Deifel (California, 2003) - Seventh Season
Assistant Coach	Yolanda McRae (Georgia, 2004) - Seventh Season
Assistant Coach	Matt Meuchel (Arizona State, 2000) - Sixth Season
Volunteer Assistant	Annie Smith (Grinnell College, 1995) - Third Season
Director of Operations	Paige Williams (North Carolina, 2013) - Sixth Season
Graduate Manager	Tori Stafford (Tulsa, 2019) - Second Season
Graduate Manager	Aly Manzo (Arkansas, 2021) - First Season
Athletic Trainer	Andrew Kreis (Texas State, 2014) - Eighth Season
Baylee Andrews	Manager
Rachel Longmate	Manager
Parker Staggs	Manager

PRONUNCIATION GUIDE

#3 Larissa Cesena	Suh-SANE-ya
#6 Cally Kildow	Kill-DOW
#7 Chenise Delce	CHEN-ee-se Del-ss
#15 Spencer Prigge	Prig-ee
#18 Marlene Friedman	FREED-man
#22 Linnie Malkin	Mal (like pal)-kin
#23 Hannah McEwen	Muh-CUE-in
Courtney Deifel	DIE-ful
Matt Meuchel	Michael
Aly Manzo	Allie MAHN-zo

RAZORBACKS BY STATE

California (7) – Valerie Ventura, Larissa Cesena, Marlene Friedman, Hannah McEwen, Danielle Gibson, Sam Torres, Jenna Bloom
Arkansas (6) – Madi Conklin, Kaitlyn Howard, Cally Kildow, Hannah Gammill, Chelsi Passage, Ally Sockey
Florida (2) – Mary Haff, Callie Turner
Kansas (2) – Abby Gordon, Raigan Kramer
Oklahoma (2) – Chenise Delce, Audrie LaValley
Texas (2) – Taylor Ellsworth, Mallory Hardwick
Arizona (1) – Spencer Prigge
Colorado (1) – Linnie Malkin
Georgia (1) – Rylin Hedgecock
Missouri (1) – Lauren Howell
Nebraska (1) – Kacie Hoffmann
Alabama (1) – KB Sides

RAZORBACKS BY CLASS

Graduates (1) – Taylor Ellsworth
Redshirt Seniors (5) – Danielle Gibson, Mary Haff, Linnie Malkin, Hannah McEwen, KB Sides
Redshirt Juniors (5) – Larissa Cesena, Chenise Delce, Audrie LaValley, Sam Torres, Valerie Ventura
Redshirt Sophomores (3) – Jenna Bloom, Rylin Hedgecock, Callie Turner
Sophomores (5) – Marlene Friedman, Hannah Gammill, Kaitlyn Howard, Lauren Howell, Cally Kildow
Redshirt Freshmen (1) – Abby Gordon
Freshmen (7) – Madi Conklin, Mallory Hardwick, Kacie Hoffmann, Raigan Kramer, Chelsi Passage, Spencer Prigge, Ally Sockey

Puerto Vallarta College Challenge

Arkansas in the Puerto Vallarta College Challenge

The Razorbacks are making their second appearance in the Puerto Vallarta College Challenge, and their first since 2019. Arkansas went 3-1 at the 2019 tournament, defeating North Dakota State (7-6), Northern Colorado (11-0) and Sacramento State (8-2) and falling to No. 5 Washington (3-2). The Hogs will face Washington twice on this trip to Puerto Vallarta along with Rutgers, Memphis and Long Beach State. The Razorbacks are 2-1 against Rutgers but have not played since 2011. The Hogs have never beaten Washington in three games. Arkansas and Memphis meet for just the fifth time on Friday with the Razorbacks holding a 3-1 advantage. The two schools have not played since 2017. Saturday's game against Long Beach State will be just the sixth meeting with LBSU and first since 2011. Arkansas is 1-4 all time against LBSU.

Gibson, Haff named Preseason All-SEC, Third-Team All-America

Seniors Danielle Gibson and Mary Haff have been named preseason All-SEC by the league's coaches. The duo has also been named third-team preseason All-America by Softball America. Gibson slugged her way through the 2021 season, slashing .355/.408/.721 with 15 home runs and 51 RBIs to pick up NFCA Second-Team All-America honors. She also added All-SEC second team and SEC All-Defensive Team accolades to her redshirt junior campaign that helped Arkansas to its first-ever Southeastern Conference title in 2021. Haff is coming off a stellar 2021 season earning SEC co-Pitcher of the Year along with NFCA First-Team All-America and All-SEC honors. She became the first Arkansas pitcher in program history to earn SEC Pitcher of the Year status and the first pitcher at Arkansas to be named first-team All-America by the NFCA. She went 26-7 last season with five saves and a 1.55 ERA over 40 appearances, 25 starts.

Razorbacks picked to finish 3rd in SEC

The defending Southeastern Conference champion Arkansas Razorbacks have been picked to finish third in the league this season by the league's coaches. Points for the poll were awarded on a 1-2-3-4-5-6-7-8-9-10-11-12 basis. Coaches were not allowed to vote for their own team.

The Portal delivers

Arkansas dipped into the transfer portal this offseason and came away with fourth athletes that are expected to contribute this season.

Outfielder KB Sides joins the Razorbacks from Alabama. Sides was a staple in the Crimson Tide's lineup over the last three years, starting 143 games in her career. This past season she started 47 of the 48 games she played in earning NFCA Third-Team All-South Region and a spot on the SEC All-Defensive Team. She hit .314 with 11 doubles while posting a .405 on-base percentage.

Pitcher Chenise Delce transferred from Tulsa with two years eligibility. Delce produced a stellar career for the Golden Hurricane in the circle going 29-15 with a 2.12 ERA in 57 games, 47 starts, with 279 strikeouts while opponents hit just .219 against her over three years. This past year, the Oklahoma City, Oklahoma native went 8-6 with a 3.30 ERA over 19 games, 16 starts.

Pitcher Callie Turner became a Razorback in July, transferring from Tennessee with three years eligibility. The Land O'Lakes, Fla. native made 40 career appearances spanning the 2020 and 2021 seasons and posted an 18-10 record, 2.50 ERA and 103 strikeouts over 168.1 innings pitched.

Catcher Taylor Ellsworth is a graduate transfer from Texas. At Texas she played in 171 games (162 starts) earning NFCA All-Region Second Team (2021), NFCA All-Region First Team (2017), All-Big 12 First Team (2017), Big 12 All-Freshman Team (2017). As a Longhorn she totaled a .320/.387/.482 slash line with 144 hits, 25 doubles, 16 home runs, 54 walks and 89 RBI.

11 Arkansas games set for ESPN family of networks

The Razorbacks will appear on ESPN's family of networks 11 times during the regular season this spring in addition to having games available on SEC Network+. All of Arkansas' home games

Date - Opponent - Time (Network)

March 6 - Kansas City - 2 p.m. (SECN)

March 26 - LSU - 7:30 p.m. (ESPN2)

March 27 - LSU - 12 p.m. (ESPN2)

March 28 - LSU - 6 p.m. (SECN)

April 2 - at Ole Miss - 12 p.m. (SECN)

April 9 - Auburn - 1 p.m. (SECN)

April 16 - Kentucky - 7 p.m. (ESPN2)

April 17 - Kentucky - 1 p.m. (SECN)

April 22 - at Florida - 7 p.m. (ESPNU)

April 23 - at Florida - 1:30 p.m. (ESPN2)

May 7 - at Texas A&M - 2:30 p.m. (SECN)

that will not be broadcast on ESPN's family of linear networks are scheduled to be available on SEC Network+ starting Feb. 24 against Louisville.

Lots Back for Backs

Arkansas brings back a lot from last year's SEC champion squad. On the mound, Mary Haff leads the way on a pitching staff that returns 258 strikeouts (78.4%) from last year. Haff's 198 led the team last year and ranked 30th nationally. Her 198.1 innings also paced the squad and are a big reason why 73.7% of last season's innings return to the circle for the Razorbacks. In the lineup, the Hogs return five players that started at least 30 games in Linnie Malkin (54), Danielle Gibson (50), Hannah McEwen (44), Hannah Gammill (38) and Sam Torres (32). Gibson's 61 hits, 16 doubles and 51 RBIs led the team and Malkin's 18 homers led the way. The roster brings back 183 runs (62.7%), 217 hits (57.9%), 37 doubles (61.7%), 50 home runs (52.6%) and 157 RBIs (56.5%).

Talented Newbies

The Razorbacks' freshman class features four players that were ranked in the Top 50 nationally by various media outlets. Madi Conklin (No. 46 by Extra Inning Softball), Raigan Kramer (No. 28 by Extra Inning Softball), Spencer Prigge (No. 27 by FloSoftball) and Ally Sockey (No. 27 by Extra Inning Softball) lead a talented group of seven signees.

Hogs haul in many postseason awards

Pitcher Mary Haff earned SEC Co-Pitcher of the Year honors, becoming the first Arkansas pitcher to win the award in program history. Courtney Deifel garnered SEC Coach of the Year recognition, the first for Arkansas since Carrie Dever-Boaz in 1999. The Razorbacks also saw Haff and infielder Braxton Burnside named to the All-SEC First Team and infielder Danielle Gibson, outfielder Hannah McEwen and pitcher Autumn Storms tabbed to the All-SEC Second team. Additionally, Gibson earned SEC All-Defensive Team recognition and pitcher Jenna Bloom was named to the All-SEC Newcomer Team. The five total selections on the first and second team is the most in a single year in program history.

Soie Sluggers

Three Arkansas sluggers entered the program's single-season top five leaders in home runs just last season. The top two single-season power marks in school history were both set last year by Braxton Burnside and Linnie Malkin. Danielle Gibson placed fourth with 15 homers also in 2021. As a team Arkansas obliterated the school record hitting 95 home runs. The previous team high in the Deifel era was 59 home runs in 2017, which ranks fifth in school history.

ARKANSAS SINGLE SEASON HOME RUN LEADERS

Rank	Player	Home Runs	Year
1.	Braxton Burnside	25	2021
2.	Linnie Malkin	18	2021
3.	Nicole Schroeder	17	2017
4.	Danielle Gibson	15	2021
	Devon Wallace	15	2012
	Jessica Bachkora	15	2010

ARKANSAS SINGLE SEASON TEAM HOME RUN LEADERS

Rank	Year	Home Runs
1.	2021	95
2.	2008	65
3.	2013	61

40 Watch

Last season Arkansas went 43-11, becoming the fourth team in program history to eclipse 40 wins in a season. The 2018 Hogs, the first Super Regional team in program history, went 42-17. In 1999 Arkansas went 46-29 and 44-31 in 2000 under head coach Carrie Dever-Boaz, the only teams in program history to win 40+ games in back-to-back seasons.

Walk It Out

In addition to ranking second in the country in homers last year, the Razorbacks were also tied for seventh in the country and third in the SEC in walks (208) behind Oklahoma (238), Northern Iowa (226), Southern Illinois (223), UNCG (216), Florida (209), Missouri (209) and tied with Florida State (208). All eight of the teams qualified for the NCAA Tournament. Outfielder Hannah McEwen has walked 0.80 times per game, ranking second in the SEC and 14th nationally.

Experience on the Bench

In addition to head coach Courtney Deifel, who is in her eighth year as a Division I head coach, assistant coach Matt Meuchel and volunteer assistant coach Annie Smith have been head coaches at Division I programs. Meuchel spent eight seasons (2009-16) as Nevada's head coach, leading the Wolfpack to a 2009 WAC championship and NCAA Tournament berth. While in Reno, Meuchel compiled a 196-217 overall record and guided the program's transition to Mountain West Conference membership. Smith was at the helm of Georgia Southern's program from 2012-17, posting a 176-166 mark, winning two Southern Conference regular season and tournament titles. The Eagles went 51-17 under Smith in SoCon play, and she later transitioned the program to Sun Belt Conference membership.

History Made

Danielle Gibson made history on Feb. 23, 2019 when she hit four home runs and collected 10 RBI inside Bogle Park as part of a 15-3 win over SIUE. The four home runs tie a Division I record reached only four times before, but what makes Gibson special is that she hit for the home run cycle - done only twice before EVER, she is the first to do so in only four innings. Her 16 total bases and 10 RBI are tied for the second-most in NCAA history and she is the third player to record 10 RBI in SEC history.

Deifel's Success at Bogle

Beginning with Deifel's first season as head coach in 2016, Arkansas has posted a 107-44 record inside Bogle Park, with an ultra-impressive 84-18 mark over the last four seasons (2018-21). The Razorbacks set a Bogle Park record winning 27 home games in 2018, which included three wins en route to the NCAA Fayetteville Regional Championship.

Arkansas' All-Time Winningest Coaches

Head coach Courtney Deifel became the program's fastest coach to 190 wins (305 games) and is just the second coach in program history to do so.

WINNINGEST ARKANSAS HEAD COACHES

Rank	Coach	Record	Years	NCAA Appearances
1.	Carrie Dever-Boaz	244-274-1	1997-2004	2 (2000, 2002)
2.	Courtney Deifel	190-117	2016-pres.	4 (2017, 2018, 2019, 2021)
3.	Mike Larabee	149-181	2010-2015	2 (2012, 2013)
4.	Jamie Pinkerton	130-179	2005-2009	2 (2008, 2009)

USA TODAY/NFCA TOP 25
(Preseason)

#	Team	Record	Previous Rank
1	Oklahoma (32)	56-4	800
2	Alabama	52-9	758
3	UCLA	47-7	700
4	Florida State	49-13-1	696
5	Oklahoma State	48-12	680
6	Florida	45-11	601
7	Washington	45-14	571
8	Arkansas	43-11	515
9	Arizona	41-15	499
10	Texas	43-14	491
11	Missouri	42-17	421
12	Georgia	34-23	416
13	Virginia Tech	37-15	385
14	LSU	35-22	361
15	Clemson	44-8	346
16	Michigan	38-8	321
17	James Madison	41-4	286
18	Oregon	40-17	282
19	Kentucky	43-16	278
20	Duke	44-12	275
21	Arizona State	33-16	185
22	Tennessee	42-15	178
23	Louisiana	47-12	128
24	Liberty	44-15	62
25	Wichita State	41-13-1	59

Others Receiving Votes: UCF (21), Minnesota (19), Auburn (18), Northwestern (14), Notre Dame (14), Ole Miss (8), Iowa State (4), Stanford (4), Alabama State (1), BYU (1), Fresno State (1), Mississippi State (1).

ESPN.COM/USA SOFTBALL TOP 25
(Preseason)

#	Team	Record	Previous Rank
1	Oklahoma (25)		NR
2	Alabama		NR
3	UCLA		NR
4	Oklahoma State		NR
5	Florida		NR
6	Florida State		NR
7	Washington		NR
8	Texas		NR
9	Arkansas		NR
10	Virginia Tech		NR
11	Arizona		NR
12	Missouri		NR
13	Michigan		NR
14	Clemson		NR
15	LSU		NR
16	Tennessee		NR
17	Oregon		NR
18	Duke		NR
19	Georgia		NR
20	Kentucky		NR
21	Arizona State		NR
22	James Madison		NR
23	Louisiana		NR
24	Northwestern		NR
25	Wichita State		NR

Others receiving votes: Liberty, Stanford, Fresno State, Minnesota, UCF, Auburn, Notre Dame, Baylor, Ole Miss, Texas A&M, South Florida, Oregon State, BYU, Miami (OH)

D1SOFTBALL.COM
(Preseason)

#	Team	Record	Previous Rank
1	Oklahoma	56-4	1
2	Alabama	52-9	3
3	Oklahoma State	48-12	5
4	UCLA	47-7	6
5	Florida	45-11	10
6	Florida State	49-13-1	2
7	Washington	45-14	9
8	Arkansas	43-11	11
9	Texas	43-14	16
10	Missouri	42-17	13
11	Virginia Tech	37-15	12
12	Michigan	38-8	20
13	Duke	44-12	18
14	Clemson	44-8	19
15	Arizona	41-15	7
16	Oregon	40-17	17
17	LSU	35-22	14
18	Tennessee	42-15	22
19	Georgia	34-23	8
20	Kentucky	43-16	15
21	Arizona State	33-16	21
22	Louisiana	47-12	NR
23	Northwestern	30-17	NR
24	Liberty	44-15	25
25	James Madison	41-4	4

SOFTBALL AMERICA
(Preseason)

#	Team	Record	Previous Rank
1	Oklahoma	56-4	1
2	Oklahoma State	48-12	6
3	Alabama	52-9	3
4	UCLA	47-7	5
5	Florida State	49-13-1	2
6	Florida	45-11	9
7	Arizona	41-15	7
8	Washington	45-14	11
9	Missouri	42-17	12
10	Arkansas	43-11	10
11	Texas	43-14	13
12	Virginia Tech	37-15	14
13	Michigan	38-8	18
14	Clemson	44-8	22
15	Duke	44-12	21
16	LSU	35-22	15
17	Oregon	40-17	17
18	Georgia	34-23	8
19	Louisiana	47-12	19
20	Kentucky	43-16	16
21	Arizona State	33-16	20
22	James Madison	41-4	4
23	Tennessee	42-15	NR
24	Liberty	44-15	NR
25	Wichita State	41-13-1	24

ARKANSAS IN THE POLLS WEEK-BY-WEEK

Week	NFCA	ESPN	D1	SA
Preseason	8	9	8	10
Week 1	-	-	-	-
Week 2	-	-	-	-
Week 3	-	-	-	-
Week 4	-	-	-	-
Week 5	-	-	-	-
Week 6	-	-	-	-
Week 7	-	-	-	-
Week 8	-	-	-	-
Week 9	-	-	-	-
Week 10	-	-	-	-
Week 11	-	-	-	-
Week 12	-	-	-	-
Week 13	-	-	-	-
Week 14	-	-	-	-
Final	-	-	-	-

ARKANSAS POLL FACTS

- Under head coach Courtney Deifel the Hogs have been ranked 54 times in the USA Today/NFCA Poll. Prior to her tenure, Arkansas was ranked just one time in program history (2013).
- The Hogs have been ranked in the USA Today/NFCA Poll in 47 of its last 48 releases, dating back to week seven of the 2018 campaign.
- Arkansas has received a vote in the last 67 releases of the USA Today/NFCA Poll, the longest streak in program history.
- The Razorbacks Week 14 ranking in the ESPN.com/USA Softball of No. 6 and USA Today/NFCA Poll at No. 5 are both the highest in school history.
- Arkansas begins the 2022 season ranked in the Top 10 of all four polls.

SEC WEEKLY AWARDS

WEEK ONE

Player:
Pitcher:
Freshman:

WEEK TWO

Player:
Pitcher:
Freshman:

WEEK THREE

Player:
Pitcher:
Freshman:

WEEK FOUR

Player:
Pitcher:
Freshman:

WEEK FIVE

Player:
Pitcher:
Newcomer:
Freshman:

WEEK SIX

Player:
Pitcher:
Newcomer:
Freshman:

WEEK SEVEN

Player:
Pitcher:
Newcomer:
Freshman:

WEEK EIGHT

Player:
Pitcher:
Newcomer:
Freshman:

WEEK NINE

Player:
Pitcher:
Newcomer:
Freshman:

WEEK TEN

Player:
Pitcher:
Newcomer:
Freshman:

WEEK ELEVEN

Player:
Pitcher:
Newcomer:
Freshman:

WEEK TWELVE

Player:
Pitcher:
Newcomer:
Freshman:



SEC STANDINGS (2021)

Team	SEC	Overall	Streak
Florida	19-5 .792	45-11 .804	L2
Arkansas	19-5 .792	43-11 .796	L2
Alabama	18-6 .750	52-9 .852	L2
Missouri	15-9 .625	42-17 .712	L1
Kentucky	13-11 .542	43-16 .729	L2
LSU	13-11 .542	35-22 .614	L2
Tennessee	12-11 .522	42-15 .737	L2
Ole Miss	12-12 .500	36-22 .621	L1
Miss. State	8-15 .348	35-25 .583	L1
Texas A&M	8-16 .333	32-23 .582	L1
Georgia	7-17 .292	34-23 .596	L2
Auburn	7-17 .292	27-24 .529	L4
South Carolina	4-20 .167	26-26 .500	L1

SEC PRESEASON COACHES' POLL

(First-Place Votes in Parentheses)

Place	School	Points
1.	Alabama (7)	138
2.	Florida (3)	131
3.	Arkansas (2)	124
4.	Tennessee (1)	103
5.	Missouri	97
6.	LSU	93
T7.	Georgia	78
T7.	Kentucky	78
9.	Ole Miss	47
10.	Texas A&M	41
11.	Auburn	36
12.	Mississippi State	35
13.	South Carolina	13

Points for the poll were awarded on a 1-2-3-4-5-6-7-8-9-10-11-12 basis. Coaches were not allowed to vote for their own team.

ARKANSAS IN SEC STATS (2021)

ARKANSAS	VALUE	RANKING
Batting Average	.261	12th
Slugging Percentage	.505	4th
On Base Percentage	.374	9th
Runs Scored	292	6th
Hits	375	12th
Runs Batted In	278	5th
Home Runs	95	1st
Walks	208	3rd
Hit by Pitch	57	5th
Strikeouts	287	1st
Sac Bunts	23	4th
Sac Flies	9	13th
Stolen Bases	4	13th
Steal Attempts	6	13th
ERA	2.18	5th
Opp. Batting Average	.217	4th
Batters Struck Out	329	6th
Walks Allowed	88	1st
Runs Allowed	154	5th
Earned Runs Allowed	118	5th
Fielding Percentage	.973	5th
Errors	41	9th

SEC WEEKLY AWARDS

SEC Player of the Week -

SEC Pitcher of the Week -

SEC Newcomer of the Week -

SEC Freshman of the Week -



Courtney Deifel became the fourth head coach in program history when she was hired on June 11, 2015, and recently completed her sixth season at Arkansas in 2021. In six seasons in Fayetteville, she has orchestrated the Razorbacks' return to postseason play and guided the program to four NCAA Tournament appearances, including three consecutive berths from 2017-19. The Hogs have qualified for the national tournament every year it has been held since 2017. Deifel has guided the program to new heights, and since her first season in 2016, the Razorbacks have been ranked 53 times in the NFCA Coaches' Poll after previously being ranked only once in program history, and led the program to its first NCAA Tournament Super Regional appearances in 2018 and 2021.

Deifel, the SEC Coach of the Year, directed the most successful year in program history in 2021 by claiming the school's first SEC regular season title and hosting NCAA Tournament Super Regionals for the first time. The team finished 43-11 (19-5 SEC), producing a school record .796 win percentage. The Hogs earned No. 6 national ranking, the highest in program history, and captured the No. 6 national seed in the NCAA Tournament. Arkansas began conference play winning 12 straight games, notching the fifth-best league-only start in SEC history. A 19-game winning streak in non-conference action also set a school record. The Razorbacks received many postseason superlatives as infielders Braxton Burnside and Danielle Gibson, and pitcher Mary Haff were named NFCA All-Americans. Haff also took home the school's first SEC Pitcher of the Year award. Offensively, the Razorbacks shattered the school's single-season home run record, mashing 95 long balls with Burnside set the individual single-season program mark hitting 25. Deifel's 190 wins in Fayetteville rank second among all coaches in program history. The NFCA named the 2021 coaching staff the South Region's Staff of the Year.

Deifel guided the Razorbacks to a 19-6 (1-2 SEC) record in the COVID-19 shortened 2020 campaign. In the only league series of the season, the Razorbacks earned a 1-0 conference-opening victory, their first road win over Alabama since 2000. Arkansas remained in the national polls throughout the year and climbed from a preseason No. 24 ranking to the No. 19 slot in the final release of the NFCA Coaches' Poll. Junior catcher Kayla Green was honored with SEC Player of the Week recognition for the first time in her career and freshman pitcher Jenna Bloom emerged as one of the rising stars in the league, leading all freshmen in the nation striking out 10.9 hitters per seven innings.

Deifel led the Razorbacks to their third consecutive postseason appearance in 2019, earning an at-large bid to the Stillwater Regional. The Hogs finished the season 38-20 and 12-12 in SEC play. It marks the first time since 1999-00 that the Razorbacks finished the season .500 or better in conference play in back-to-back seasons. The Razorbacks garnered their highest in-season ranking during weeks one and two, coming in at 12th and 11th in the NFCA and ESPN polls respectively.

Arkansas saw two players named to the All-SEC teams, pitcher Autumn Storms was named second team and outfielder Hannah McEwen garnered first-team recognition. McEwen's first-team selection was the first for Arkansas since 2012 and only the second in program history. In year four under Coach Deifel, the Razorbacks also earned two SEC Player of the Week awards, three SEC Pitcher of the Week awards, and one USA Softball Co-Player of the Week. A record five Razorbacks were named to the NFCA All-Region teams, with Storms garnering the first, first-team selection of her career. Storms went on to be named NFCA Second Team All-American as a pitcher, the first Razorback since 2010.

Year four with Coach Deifel and the Razorback staff saw growth in all aspects as the game, including a team .288 batting average, which ranks second-highest in program record book. In fact, four of the top seven team batting averages in program history come from the Deifel era.

In the 2018 campaign, Arkansas wrapped up the year with a 42-17 (12-12 SEC) record, the third most wins in program history, and the most victories since 2000. The team earned a national seed (13) in the NCAA Tournament for the first time in program history and went 3-0 defeating DePaul and Wichita State twice to earn the Fayetteville Regional Championship on its home field. The Hogs made their first ever NCAA Super Regional appearance but fell to eventual national semifinalist, Oklahoma, in Norman. Arkansas finished 17th in the final NCAA RPI report and the coaching staff earned 2018 NFCA Division I South Region Staff of the Year.

Just two seasons removed from a one-win conference tally, Deifel guided the Razorbacks to a 12-12 mark in SEC play. As the No. 7 seed at SEC Tournament, the program made its first semifinal appearance since 2001. The Razorbacks finished the season with a 27-2 record on their home field, establishing a new program record for home wins in a single season. Part of Arkansas' home triumphs included the program's first three-game sweep of a ranked team (No. 20 Mississippi State) and its first-ever series win over Alabama.

DEIFEL YEAR-BY-YEAR

Year	School	Overall	Conf.	Postseason
2015	Maryland	27-27	9-14	--
2016	Arkansas	17-39	1-23	--
2017	Arkansas	31-24	7-17	NCAA Regional
2018	Arkansas	42-17	12-12	NCAA Super Regional
2019	Arkansas	38-20	12-12	NCAA Regional
2020	Arkansas	19-6	1-2	--
2021	Arkansas	43-11	19-5	NCAA Super Regional
2022	Arkansas	-	-	--
8 seasons		217-144	59-85	4 appearances
At Arkansas		190-117	50-71	
<i>At Arkansas (2016-pres.): 190-117 (.623)</i>				
<i>Career (2015-pres.): 217-144 (.605)</i>				

Deifel piloted the 2017 Razorbacks to a 31-24 record and the program's first NCAA Tournament appearance since 2013. The Razorbacks improved their win total by 17 games from the previous season, marking the largest increase in the country among Power 5 programs. Arkansas also tallied seven wins in SEC play, equaling the combined total from the previous three seasons. In recognition of the team's performance, Deifel was named the 2017 DISOftballNews Coach of the Year.

From year one to two under Deifel, Arkansas' pitching staff lowered its combined ERA by more than four runs (6.98 to 2.82) and added more than 20 points to its batting average (.260 to .284). The Razorbacks also led the SEC and tied for 17th in the NCAA with 59 home runs. During the year, Arkansas earned its first national ranking since 2013 when it was slotted at No. 24 in the March 7 release ESPN/USA Softball poll.

Individually, Deifel saw two Razorbacks earn NFCA All-South Region accolades with Nicole Schroeder and Autumn Storms earning second-team and third-team honors, respectively. Storms was also named to the SEC All-Freshman Team while A.J. Belans was voted to the All-SEC Second Team. Schroeder went on to be drafted by the Akron Racers as the program's second NPF selection.

Deifel's first win over a ranked team at Arkansas came during the 2016 season when the Razorbacks knocked off No. 23 Nebraska, 11-0, during the Easton Tournament in Fullerton, Calif.; the team added five ranked wins in 2017. The 2016 campaign also saw newcomer Ashley Diaz make an immediate impact as a member of the NFCA All-South Region Second Team and garnered NFCA National Freshman of the Year Top 25 Watch List recognition.

During her playing and coaching careers prior to coming to Arkansas, Deifel advanced to 11 NCAA Tournaments including a four-year run to the Women's College World Series (WCWS) as an All-American catcher at California that was highlighted by winning the 2002 national title. The Bears also finished second (2003), fifth (2001) and seventh (2000) at the WCWS over her four-year run. Her postseason successes also featured a pair of Super Regionals as a graduate assistant at Oklahoma and five NCAA Regionals as an assistant at Maryland and Louisville.

As a first-year head coach, Deifel ushered in a culture of change for Maryland in 2015. Along with the program's 16-game win improvement from the previous season, the Terrapins' offense showed tremendous growth. Maryland finished 27th in the NCAA with 6.28 runs per game behind 339 runs scored, up more than 150 runs from 2014. Deifel also led her team to a .309 batting average, a 40-point jump from 2014. Under Deifel's watch, the trio helped Maryland to single-season school records in doubles, home runs, RBI and walks.

Prior to taking the head job at Maryland, Deifel spent four seasons as an assistant coach at Louisville in which she helped the Cardinals to four NCAA appearances, the 2014 American Athletic Conference Tournament title and an overall record of 176-60 (.746). Louisville averaged 44 wins in that time with a program-record 55 wins in 2012. Her student-athletes at Louisville racked up four NFCA All-America certificates and 29 all-conference selections. She also spent two seasons as a graduate assistant at Oklahoma where she was a member of a staff the guided the 2008 Sooners to a 47-14 record and a Super Regional appearance.

As a player, Deifel was the starting catcher for California from 2000-03 and led the Golden Bears to four Women's College World Series appearances including a national championship run in 2002 and national runner-up showing in 2003. She appeared in 285 games missing just three behind the plate over her four seasons. As a four-year starter behind the plate, she was a 2003 All-American, two-time All-Pac 10 selection and caught seven no-hitters. She is still the program's career leader with 1,969 putouts.

Aside from her accomplishments in collegiate softball, Deifel had a successful professional career following her days at Cal. In 2004, she helped the NY/NJ Juggernaut to the National Professional Fastpitch (NPF) league title. Deifel also spent three years with LeoPalace21 in Japan that resulted in a runner-up showing and a pair of third-place finishes.

She graduated from California in 2003 with a bachelor of arts in American Business and Globalism and American Studies. Deifel earned her master's of arts in Human Relations from Oklahoma in 2008.

Deifel's sister, Amanda Scott, is currently the head softball coach at Missouri-St. Louis and won a Women's College World Series title at Fresno State in 1998.

Deifel and her husband Joe are the parents of two sons, Trip and Walt. The family resides in Fayetteville.

ALL-TIME SERIES UNDER DEIFEL *ARKANSAS ONLY

Opponent	Series	H	A	N
Alabama	4-9	3-3	1-5	0-1
Arkansas-Pine Bluff	1-0	1-0		
Arizona	0-2	0-2		
Army	0-1			0-1
Auburn	7-5	3-3	4-2	
Baylor	1-1	0-1		1-0
Binghamton	1-0			1-0
Boston U	4-0	4-0		
Bradley	1-1			1-1
BYU	0-1			0-1
Buffalo	1-0	1-0		
Cal State Fullerton	0-1		0-1	
CSUN	1-0			1-0
Campbell	2-0			2-0
Central Arkansas	2-0	1-0	1-0	
Central Connecticut	2-0	2-0		
Central Michigan	1-0			1-0
Dartmouth	2-0	2-0		
Delaware	1-0			1-0
DePaul	1-0	1-0		
Drake	3-2	3-2		
Florida	0-9	0-3	0-6	
Florida A&M	2-0			2-0
FAU	0-1		0-1	
FGCU	1-0		1-0	
Fordham	1-0			1-0
Furman	4-0	3-0		1-0
George Washington	1-0			1-0
Georgia	5-6	1-2	3-3	1-1
Grand Canyon	1-1			1-1
IUPUI	3-0	3-0		
Iowa State	1-0	1-0		
Jackson State	1-0		1-0	
Kansas	4-0	3-0	1-0	
Kansas City	4-1	3-1	1-0	
Kent State	2-0	2-0		
Kentucky	3-7	2-4	0-3	1-0
Lamar	2-0	2-0		
Liberty	0-1	0-1		
Lipscomb	1-0			1-0
Loyola Marymount	2-0			2-0
LSU	4-8	2-4	2-4	
Manhattan	2-0	1-0		1-0
Marist	3-0	2-0		1-0
McNeese	3-2		3-1	0-1
Memphis	1-0			1-0
Mississippi State	7-2	6-0	1-2	
Missouri	5-4	3-3	2-1	
Missouri State	3-1	2-1	1-0	
Montana	0-1	0-1		
Nebraska	3-0	1-0		2-0
Nevada	1-0	1-0		
New Mexico	2-0			2-0
New Mexico State	1-0		1-0	
North Carolina	0-1			0-1
North Dakota State	4-1	2-0		2-1
North Texas	2-0		2-0	
North Carolina	0-3			0-3
Northern Colorado	5-1	4-0		1-1
Northern Iowa	1-1	1-1		
Northwestern State	3-0	3-0		
Notre Dame	1-1		1-1	
Oklahoma	0-5	0-1	0-4	
Oklahoma State	1-3	0-2	1-0	0-1
Ole Miss	7-5	6-0	1-5	
Omaha	4-0	4-0		
Sacramento State	1-0			1-0
Samford	1-0			1-0
San Diego	1-0			1-0
SIUE	2-0	2-0		
South Carolina	7-6	3-3	4-2	0-1
South Dakota State	2-0	2-0		
Southeast Missouri	5-1	3-1	2-0	
Saint Francis (Pa.)	2-0	2-0		
Saint Louis	3-0		3-0	
Stanford	1-0	1-0		
Tennessee	3-7	2-1	1-5	0-1
Texas	0-2		0-2	
Texas A&M	2-7	1-2	1-5	
Texas Tech	2-0	2-0		
Tulsa	2-5	1-2	1-1	0-2
UConn	1-0			1-0
UIC	1-0			1-0
ULM	1-0	1-0		
UMass Lowell	2-0			2-0
UNLV	0-1			0-1
Utah	1-0			1-0
UT Arlington	5-1	2-0	3-1	
UTEP	1-0			1-0
Villanova	3-0	2-0		1-0
Washington	0-1			0-1
Weber State	1-0			1-0
Wichita State	4-1	4-0	0-1	
Wright State	2-0	2-0		
	190-117	107-44	41-57	40-16

Puerto Vallarta College Challenge

10+ STRIKEOUT PERFORMANCES (2021)

No.	Pitcher	Opponent	Date
16	Mary Haff	vs. Furman	4/13/19
16	Heather Schlichtman	vs. Marshall	4/9/04
15	Mary Haff	at Tennessee	3/23/2019
15	Kimmy Beasley	Auburn	5/3/13
15	Katy Henry	vs. UTSA	2/16/07
15	Katy Henry	vs. ULM	2/25/05
15	Heather Schlichtman	vs. Auburn	3/13/04
15	Heather Schlichtman	Wichita State	3/3/01
14	Katy Henry	Kansas City	2/23/07
14	Heather Schlichtman	at Kentucky	4/24/04
14	Heather Schlichtman	vs. Mississippi Valley State	2/29/04
14	Heather Schlichtman	vs. Appalachian State	2/7/04
13	Autumn Storms	vs. Southeast Missouri	2/21/19
13	Mary Haff	at Saint Louis	4/10/18
13	Mary Haff	Lipscomb	2/10/19
13	Chelsea Cohen	Saint Louis	2/24/13
13	Katy Henry	Centenary	3/5/06
13	Heather Schlichtman	Oklahoma City	4/23/02
13	Rachel Talley	vs. Virginia Tech	2/18/01
12	Mary Haff	vs. UIC	2/15/20
12	Mary Haff	vs. Boston U	3/2/19
12	Mary Haff	vs. Omaha	2/28/19
12	Mary Haff	vs. Dartmouth	3/3/18
12	Mary Haff	vs. Northern Colorado	3/2/18
12	Mary Haff	Fordham	2/19/18
12	Kimmy Beasley	at Missouri	4/13/13
12	Kimmy Beasley	LSU	4/6/13
12	Kim Jones	vs. Rhode Island	2/13/11
12	Hope McLemore	Louisiana Tech	3/13/10
12	Miranda Dixon	vs. ULM	4/2/08
12	Katy Henry	Creighton	2/24/08
12	Katy Henry	vs. Virginia	2/9/07
12	Rachel Talley	vs. Utah	2/16/02
12	Rachel Talley	vs. FAU	3/3/01
12	Heather Schlichtman	FIU	3/2/01
12	Rachel Talley	at Auburn	4/9/99
12	Tammy Kincaid	Alabama	3/21/99
11	Mary Haff	at Central Arkansas	3/9/21
11	Autumn Storms	vs. Boston U	3/2/19
11	Grace Moll	at Southeast Missouri State	4/6/16
11	Kimmy Beasley	Kentucky	4/19/13
11	Kimmy Beasley	LSU	4/7/13
11	Katy Henry	Northwestern State	3/4/06
10	Autumn Storms	Alabama	4/10/21
10	Mary Haff	at South Carolina	3/12/21
10	Mary Haff	North Dakota State	2/25/21
10	Jenna Bloom	Kansas	3/10/20
10	Kimmy Beasley	Butler	2/13/14
10	Hope McLemore	Kentucky	4/20/13
10	Kimmy Beasley	Jacksonville State	3/2/13
10	Chelsea Cohen	ULM	2/22/13
10	Hope McLemore	at Georgia	4/2/10
10	Hope McLemore	Drake	3/6/10
10	Hope McLemore	vs. Iowa	2/12/10
10	Miranda Dixon	at Ole Miss	3/29/09
10	Miranda Dixon	vs. Cleveland State	3/7/09
10	Katy Henry	at Kentucky	4/12/08
10	Katy Henry	vs. ULM	4/2/08
10	Miranda Dixon	at South Carolina	3/3/08
10	Miranda Dixon	at South Carolina	3/3/08
10	Miranda Dixon	at South Carolina	3/3/08
10	Katy Henry	at Kansas	4/3/07
10	Katy Henry	Northern Iowa	3/3/07
10	Miranda Dixon	at Texas A&M	2/16/07
10	Katy Henry	Kansas	4/5/06
10	Katy Henry	at Florida	3/25/06
10	Katy Henry	at Ole Miss	3/21/06

TOTAL BY PITCHER

14	Katy Henry	2005-2008
13	Mary Haff	2018-Present
8	Heather Schlichtman	2001-2004
7	Kimmy Beasley	2012-2014
5	Miranda Dixon	2007-2010
5	Hope McLemore	2010-2013
4	Rachel Talley	1999-2002
3	Autumn Storms	2017-2021
2	Chelsea Cohen	2010-2013
1	Kim Jones	2008-2011
1	Tammy Kincaid	1997-2000
1	Grace Moll	2014-2017
1	Jenna Bloom	2020-Present

2021 AWARDS AND HONORS

Jenna Bloom
All-SEC Newcomer Team
Braxton Burnside
All-SEC First Team
NFCA All-Region First Team
Preseason All-SEC
SEC Player of the Week (March 16)
SEC Player of the Week (April 6)
D1Softball.com Player of the Week (March 1)
USA Softball Player of the Year Top 10 Finalist

Hannah Gammill
NFCA All-Region Second Team

Danielle Gibson
All-SEC Second Team
NFCA All-Region First Team
SEC All-Defensive Team
SEC Player of the Week (March 23)

Mary Haff
SEC Co-Pitcher of the Year
All-SEC First Team
NFCA All-Region First Team
SEC Pitcher of the Week (March 30)
SEC Pitcher of the Week (May 4)
USA Softball Player of the Year Top 10 Finalist

Hannah McEwen
All-SEC Second Team
NFCA All-Region Third Team
Preseason All-SEC
Softball America Preseason Top 100 - No. 26
JWOS Preseason All-America Third Team
Softball America - No. 9 ranked Junior

Autumn Storms
All-SEC Second Team
Preseason All-SEC
Softball America Preseason Top 100 - No. 57
JWOS Preseason All-America Third Team

CAREER RECORD WATCH

BATTING AVERAGE (MINIMUM 250 AB)		
.360	Hannah McEwen	2018-pres.
.357	Devon Wallace	2012-15
.347	Stephanie Canfield	2013-17

HIT BY PITCH		
31	Kim Eiben	2000-03
26	Kayla Green	2018-21
23	Ryan Jackson	2019-pres.
23	Jennifer Cirigliano	1997-00

RUNS SCORED		
184	Devon Wallace	2012-15
166	Jessica Bachkora	2007-10
155	Hannah McEwen	2018-pres.
124	Kayla Johnson	2006-09
119	Stephanie Canfield	2013-17

STRIKEOUTS		
886	Heather Schlichtman	2001-04
756	Katy Henry	2005-08
745	Tammy Kincaid	1997-00
664	Mary Haff	2018-pres.
608	Rachel Talley	1999-02
502	Autumn Storms	2017-21

WINS		
77	Mary Haff	2018-pres.
73	Heather Schlichtman	2001-04
72	Tammy Kincaid	1997-00
66	Autumn Storms	2017-21

SAVES		
13	Mary Haff	2018-pres.
10	Autumn Storms	2017-21
9	Katy Henry	2005-08
9	Rachel Talley	1999-02
9	Tammy Kincaid	1997-00

WHAT HAPPENS WHEN (2021)

SCHEDULE	
Overall	43-11
SEC	19-5
Non-Conference	24-6
Home	24-7
Away	18-2
Neutral	1-2
Ranked Opponents	14-9

GAME LENGTH	
Five Innings	5-0
Six Innings	2-0
Seven Innings	30-10
Extra Innings	5-1

SITUATION	
Day Game (Before 6PM)	30-8
Night Game (6PM and later)	13-3
vs Right Handed Starter	35-10
vs Left Handed Starter	8-1
Arkansas Scores in First Inning	18-3
Opponent Scores in First Inning	9-2
Arkansas Scores First	36-5
Opponent Scores First	7-6
One-Run Game	8-3
Two-Run Game	6-3
5+ Run Game	14-2
Leading After Six Innings	30-1
Trailing After Six Innings	1-9
Tied After Six Innings	5-1

STATISTICS	
Scores 0-2 Runs	3-6
Scores 3-5 Runs	16-4
Scores 6-9 Runs	20-0
Scores 10+ Runs	4-1
Opponent Scores 0-2 Runs	25-4
Opponent Scores 3-5 Runs	15-2
Opponent Scores 6-9 Runs	3-2
Opponent Scores 10+ Runs	0-3
Committed Zero Errors	22-5
Committed One Error	14-2
Committed 2+ Errors	7-4
More Hits Than Opponent	31-1
Fewer Hits Than Opponent	6-10
Hits Are Tied	6-0

BY DAY	
Sunday	8-2
Monday	4-1
Tuesday	3-1
Wednesday	2-0
Thursday	5-2
Friday	10-2
Saturday	11-3

BY MONTH	
February	11-2
March	17-1
April	10-4
May	5-4

OPPONENT HISTORY

RUTGERS

All-Time: 13-18

H: 0-0 | A: 0-0 | N: 2-1

2-18-07	W, 8-6, College Station, Texas
2-24-11	L, 4-3 (9), Corpus Christi, Texas
2-26-11	W, 5-2, Corpus Christi, Texas

MEMPHIS

All-Time: 3-1

H: 0-0 | A: 0-0 | N: 3-1

4-21-10	W, 6-1, Sherwood, Ark.
4-19-11	L, 14-2 (6), Sherwood, Ark.
3-19-14	W, 4-0, Sherwood, Ark.
2-25-17	W, 4-2, Boca Raton, Fla.

WASHINGTON

All-Time: 0-3

H: 0-0 | A: 0-0 | N: 0-3

2-14-03	L, 12-3, Tucson, Ariz.
2-8-14	L, 6-1, Las Vegas, Nev.
2-14-19	L, 3-2, Puerto Vallarta, Mexico

LONG BEACH STATE

All-Time: 1-4

H: 0-0 | A: 1-1 | N: 0-3

2-21-97	L, 7-3, San Diego, Calif.
2-18-00	L, 2-1, San Diego, Calif.
2-8-02	W, 2-1, Long Beach, Calif.
2-10-02	L, 2-1, Long Beach, Calif.
2-29-11	L, 11-0, Las Vegas, Nev.

SEASON HIGHS

TEAM SINGLE-GAME HIGHS (2021)

HITTING

At bats:	50 - at McNeese (Feb 20, 2021)
Runs scored:	13 (2x) last - vs Northwestern State (Mar 6, 2021)
Hits:	13 - at South Carolina (Mar 13, 2021)
	13 - vs Missouri (Apr 26, 2021)
RBI's:	13 - vs Northwestern State (Mar 05, 2021)
	13 - vs Northwestern State (Mar 06, 2021)
Doubles:	3 - (4 times)
Triples:	1 - vs Oklahoma State (Feb 11, 2021 at Monroe, La.)
	1 - vs North Dakota State (Feb 25, 2021)
	1 - vs Drake (Mar 04, 2021)
Home runs:	6 - vs Missouri State (April 06, 2021)
Total bases:	31 - vs Missouri State (April 06, 2021)
Walks:	11 - vs Oklahoma State (Feb 11, 2021 at Monroe, La.)
Strikeouts:	12 - (4 times, last May 13, 2021 vs. Tennessee)
Sac hits:	3 - at South Carolina (Mar 13, 2021)
Sac flies:	1 - (8 times)
Stolen bases:	2 - vs Mississippi State (Mar 28, 2021)
Hit by pitch:	5 - vs Baylor (Feb 21, 2021 at Lake Charles, La.)
Caught stealing:	1 - vs Baylor (Feb 21, 2021 at Lake Charles, La.)
	1 - at UT Arlington (Feb 22, 2021)
Runners LOB:	14 - at South Carolina (Mar 13, 2021)
Hit into DP:	5 - at McNeese (Feb 20, 2021)

FIELDING

Putouts:	42 - at McNeese (Feb 20, 2021)
Assists:	15 - at UT Arlington (Feb 22, 2021)
Errors:	3 - vs Oklahoma State (Feb 11, 2021 at Monroe, La.)
	3 - vs Southeast Missouri (Feb 27, 2021)
	3 - vs Missouri (Apr 26, 2021)
Passed balls:	2 - (2 games)
DPs turned:	2 - at Auburn (April 1, 2021)

PITCHING

Innings pitched:	14.0 - at McNeese (Feb 20, 2021)
Runs allowed:	12 - vs Oklahoma State (Feb 11, 2021 at Monroe, La.)
Earned runs:	8 - vs Oklahoma State (Feb 11, 2021 at Monroe, La.)
Walks allowed:	9 - at McNeese (Feb 21, 2021)
Strikeouts:	13 - at McNeese (Feb 20, 2021)
Hits allowed:	13 - vs Missouri (Apr 25, 2021)
Doubles allowed:	4 - vs Missouri (Apr 24, 2021)
Triples allowed:	1 - (5 games)
Homers allowed:	4 - vs Missouri (Apr 25, 2021)
Wild pitches:	3 - at South Carolina (Mar 13, 2021)
Hit batters:	2 - (7 games)

INDIVIDUAL SINGLE-GAME HIGHS (2021)

HITTING

At bats:	7 - Linnie Malkin at McNeese (Feb 20, 2021)
	7 - Ryan Jackson at McNeese (Feb 20, 2021)
Runs scored:	3 - (9 times)
Hits:	5 - Danielle Gibson at South Carolina (Mar 13, 2021)
RBI's:	5 - (5 times)
Doubles:	2 - (4 times)
Triples:	1 - (3 times)
Home runs:	2 - (10 times)
Total bases:	10 - Danielle Gibson vs Northwestern State (Mar 05, 2021)
	10 - Linnie Malkin vs Central Arkansas (Apr 21, 2021)
Walks:	4 - Linnie Malkin vs Oklahoma State (Feb 11, 2021 at Monroe, La.)
	4 - Hannah McEwen at McNeese (Feb 20, 2021)
	4 - Braxton Burnside at Auburn (April 03, 2021)
Strikeouts:	3 - Ryan Jackson at UT Arlington (Feb 22, 2021)
	3 - Kayla Green at Auburn (April 03, 2021)
	3 - Aly Manzo vs Alabama (April 09, 2021)
Sac hits:	2 - Keely Huffine vs Baylor (Feb 21, 2021 at Lake Charles, La.)
Sac flies:	1 - (8 times)
Stolen bases:	1 - (4 times)
Hit by pitch:	3 - Hannah Gammill at Georgia (April 17, 2021)
Caught stealing:	1 - Kayla Green vs Baylor (Feb 21, 2021 at Lake Charles, La.)
	1 - Audrie LaValley at UT Arlington (Feb 22, 2021)
Runners LOB:	8 - Danielle Gibson at Auburn (April 03, 2021)

FIELDING

Putouts:	15 - Danielle Gibson at Kansas City (Mar 23, 2021)
Assists:	6 - Braxton Burnside at Auburn (April 02, 2021)
Errors:	2 - (5 times)
Passed balls:	2 - (2 times)

PITCHING

Innings pitched:	10.0 - Mary Haff vs Liberty (Mar 16, 2021)
Runs allowed:	6 - Autumn Storms vs Mississippi State (Mar 27, 2021)
Earned runs:	5 - Mary Haff vs Alabama (April 9, 2021)
	5 - Mary Haff vs Missouri (Apr 24, 2021)
Walks allowed:	6 - Mary Haff at McNeese (Feb 21, 2021)
Strikeouts:	11 - Mary Haff at Central Arkansas (March 9, 2021)
Hits allowed:	8 - Mary Haff at Central Arkansas (March 9, 2021)
	8 - Mary Haff vs Central Arkansas (Apr 21, 2021)
	8 - Mary Haff vs Missouri (Apr 26, 2021)
Homers allowed:	2 - (9 games)

THE LAST TIME

ARKANSAS - TEAM

Defeated a ranked opponent.....	def. #14 LSU 4-1 in Baton Rouge, La. (May 3, 2021)
Defeated a Top 10 ranked opponent.....	def. #3 Alabama, 4-0 in Fayetteville, Ark. (April 10, 2021)
Highest ranked team defeated.....	def. #1 Cal, 3-2 (May 19, 2012)
Won 10 or more consecutive games.....	12 (March 19, 2021-April 3, 2021)
Longest conference win streak.....	12 (March 12, 2021-April 3, 2021)
Won 5 or more consecutive conference home games.....	6 (Mar. 19 - 28, 2021)
Won 5 or more consecutive road games.....	15 (Feb. 21-April 18, 2021)
Won in Extra Innings.....	7-6 (8) vs Central Arkansas (April 21, 2021)
Lost in Extra Innings.....	2-0 (10) vs Liberty (March 16, 2021)
Played at least 10 Innings.....	(10) L, 2-0 vs Liberty (March 16, 2021)
Played at least 11 Innings.....	(14) W, 6-4 at McNeese (Feb. 20, 2021)
Played at least 12 Innings.....	(14) W, 6-4 at McNeese (Feb. 20, 2021)
Played at least 13 Innings.....	(14) W, 6-4 at McNeese (Feb. 20, 2021)
Played 14 or more Innings.....	(14) W, 6-4 at McNeese (Feb. 20, 2021)
Lost 5 or more consecutive games.....	5 (May 6-20, 2017)
Lost 5 or more consecutive conference games.....	6 (Mar. 24-April 2, 2017)
Scored 10 or more runs in a game.....	10 at Georgia (April 21, 2021)
Scored 10 or more runs in three straight games.....	UNT Invitational (Feb. 11-12, 2017)
Scored 15 or more runs in a game.....	15 vs Nebraska (Feb. 9, 2020)
Shut out back-to-back opponents.....	Manhattan and South Dakota State (May 21-22, 2021)
Shut out three straight opponents.....	North Dakota State 2x, Texas Tech (Feb. 25-26, 2021)
Was shutout (extra-inning game).....	2-0 (10) vs Liberty (March 16, 2021)
Was Shutout (7-inning game).....	1-0 vs Tennessee (May 13, 2021)
Was Shutout (5-inning game).....	8-0 at #8 Florida (April 6, 2019)
Was Shutout in Fayetteville.....	2-0 vs #3 Alabama (April 11, 2021)
Was No-Hit.....	at #1 Florida (May 16, 2016)
Was No-Hit By SEC Opponent.....	at #1 Florida (May 16, 2016)
Was No-Hit in Fayetteville.....	vs #9 Georgia (May 3, 2009)
Swept a three-game conference series.....	at #20 Georgia (April 16-18, 2021)
Swept four or more conference series.....	#20 S. Car., Ole Miss, Miss. State, #25 Auburn, #20 UGA (2021)
Swept a three-game home conference series.....	vs Mississippi State (March 26-28, 2021)
Swept a three-game road conference series.....	at #20 Georgia (April 16-18, 2021)
Swept a non-conference doubleheader.....	vs Drake (March 4, 2021)
Run ruled an opponent.....	8-0 (5) vs Manhattan (May 21, 2021)
Most consecutive run-rule wins in a season.....	6, 2014
Was run-ruled.....	L 9-1 (6) at #9 Alabama (March 8, 2020)
Hit back-to-back home runs.....	Malkin and Green at LSU (May 3, 2021)
Hit five or more home runs in a game.....	6 vs Missouri State (April 7, 2021)
Hit four or more home runs in a game.....	6 vs Missouri State (April 7, 2021)
Hit three or more home runs in a game.....	3 vs Missouri (April 26, 2021)
Homered in five or more consecutive games.....	21 (Feb. 11-March 13, 2021)
Had 10 hits in a game.....	13 vs Missouri (April 26, 2021)
Had 15 or more hits in a game.....	18 vs Nebraska (Feb. 9, 2020)
Had 10 or more hits in 3 consecutive games.....	(4) vs Furman/UAPB (April 13-16, 2019)
Had five or more doubles in a game.....	6 vs Villanova (Feb. 29, 2020)
Had three or more triples in a game.....	
Had 10 or more RBI in a game.....	10 at Georgia (April 16, 2021)
No-hit the opposition, 5 innings.....	vs Texas Tech (Feb. 26, 2021)
No-hit the opposition, 6 innings.....	vs Northern Colorado (March 2, 2018)
No-hit the opposition, 7 innings.....	vs Central Connecticut (March 3, 2018)
Recorded 10 or more walks.....	11 vs #10 Oklahoma State (Feb. 11, 2021)
Left 10 or more runners on base.....	10 vs #3 Alabama (April 9, 2021)
Allowed 10 or more hits.....	13 vs Missouri (April 25, 2021)
Allowed 10 or more runs.....	10 vs Missouri (April 25, 2021)
Allowed 10 or more earned runs.....	12 vs #18 Kentucky (March 30, 2019)
Allowed 10 or more RBI.....	10 vs Missouri (April 25, 2021)
Allowed five or more doubles.....	5 vs LSU (April 29, 2016)
Allowed three or more home runs.....	4 vs Missouri (April 25, 2021)

OPPONENT-TEAM

Scored 10 or more runs in a game.....	10 vs Missouri (April 25, 2021)
Scored 15 or more runs in a game.....	23 (5) vs Auburn (April 16, 2016)
Had 10 or more hits in a game.....	13 vs Missouri (April 25, 2021)
Had 15-19 hits in a game.....	15 vs Georgia (May 17, 2017)
Shut out Arkansas (7-inning game).....	1-0 vs Tennessee (May 13, 2021)
Shut out Arkansas (5-inning game).....	L, 8-0 at #8 Florida (April 6, 2019)
Shut out Arkansas (extra-inning).....	L, 2-0 (10 inn.) vs Liberty (March 16, 2021)
Shut out Arkansas in consecutive games.....	L, 3-0/8-0 at #8 Florida (April 6, 2019)
Shut out Arkansas in Fayetteville.....	2-0 vs #3 Alabama (April 11, 2021)
Conference opponent S/O Arkansas in Fayetteville.....	2-0 vs #3 Alabama (April 11, 2021)
Conference opponent S/O Arkansas on the road.....	L, 8-0 at #8 Florida (April 6, 2019)
Won a non-conference series against Arkansas.....	
Won a conference series in Fayetteville.....	vs Missouri (April 24-26, 2021)
Swept a three-game non-conference series against Arkansas.....	Texas (March 14-16, 2015)
Swept a three-game non-conference series in Fayetteville.....	Texas (March 14-16, 2015)
Swept a three game conference series in Fayetteville.....	vs Georgia (May 5-7, 2017)
Swept a three-game conference road series against Arkansas.....	at #8 Florida (April 5-7, 2019)

ARKANSAS-INDIVIDUAL

Hit a grand slam.....	Danielle Gibson vs Northwestern State (March 6, 2021)
Hit a walk-off grand slam.....	W, 6-4 Danielle Gibson vs Drake (March 4, 2021)
Hit a walk-off home run.....	W, 7-6 (8), Braxton Burnside vs. Central Arkansas (April 21, 2021)
Hit two home runs in a game.....	Linnie Malkin vs Central Arkansas (April 21, 2021)
Hit three home runs in a game.....	Danielle Gibson vs SIUE (Feb 23, 2019)
Hit four home runs in a game.....	Danielle Gibson vs SIUE (Feb 23, 2019)
Homered in consecutive games in a conf. series.....	Danielle Gibson (Games 1, 2) at #20 Georgia (April 16-17, 2021)
Homered in three or more consecutive games.....	(3) Braxton Burnside (Games 19-22) at South Carolina (March 12-14, 2021)
Hit an inside the park home run.....	
Hit for the home run cycle.....	Danielle Gibson vs SIUE (Feb 23, 2019)
Had five hits in a game.....	5, Danielle Gibson at South Carolina (March 13, 2021)
Had four hits in a game.....	5, Danielle Gibson at South Carolina (March 13, 2021)
Had two doubles in a game.....	(2), Danielle Gibson at South Carolina (March 13, 2021)
Had four or more RBI in a game.....	(4) Linnie Malkin vs Central Arkansas (April 21, 2021)
Had 5 or more RBI in a game.....	(5) Danielle Gibson at #20 Georgia (April 16, 2021)
Had 10 or more RBI in a game.....	(10) Danielle Gibson vs SIUE (Feb 23, 2019)
Walked three or more times in a game.....	(4) Braxton Burnside at #25 Auburn (April 3, 2021)
Stole three bases in a game.....	(3) Shelby Hiers vs Marist (Feb. 21, 2015)
Pitched a complete game shutout.....	Mary Haff (W, 4-0) vs South Dakota State (May 21, 2021)
Had 10 or more strikeouts in a game.....	(10) Autumn Storms vs. #3 Alabama (April 10, 2021)
Gave up 10 or more hits in a game.....	(10) Mary Haff at LSU (May 4, 2018)
Gave up three or more home runs in a game.....	(3) Mary Haff at NM State (Feb. 8, 2020)
Threw a 7-inning no hitter.....	Autumn Storms vs Central Connecticut (March 3, 2018)
Threw a 5-inning no hitter.....	(5 Inn.) Mary Haff vs Texas Tech (Feb. 27, 2021)
Had 4 or more consecutive Ks in a game.....	(5) Mary Haff vs Mississippi State (March 27, 2021)

Stat Leaders and Miscellaneous Stats

Batting avg		Slugging pct		On base pct	
1. 41 Danielle Gibson	.357	1. 25 Braxton Burnside	.888	1. 25 Braxton Burnside	.500
2. 25 Braxton Burnside	.349	2. 41 Danielle Gibson	.732	2. 23 Hannah McEwen	.484
3. 23 Hannah McEwen	.320	3. 22 Linnie Malkin	.634	3. 41 Danielle Gibson	.405
4. 22 Linnie Malkin	.274	4. 13 Kayla Green	.523	4. 22 Linnie Malkin	.364
5. 13 Kayla Green	.235	5. 23 Hannah McEwen	.492	5. 13 Kayla Green	.350
Runs scored		Hits		Runs batted in	
1. 25 Braxton Burnside	51	1. 41 Danielle Gibson	60	1. 25 Braxton Burnside	53
2. 23 Hannah McEwen	40	2. 25 Braxton Burnside	53	2. 41 Danielle Gibson	51
3. 41 Danielle Gibson	32	3. 22 Linnie Malkin	45	3. 22 Linnie Malkin	45
4. 22 Linnie Malkin	29	4. 23 Hannah McEwen	39	4. 13 Kayla Green	32
5. 20 Hannah Gammill	27	5. 13 Kayla Green	35	5. 20 Hannah Gammill	25
Doubles		Triples		Home runs	
1. 41 Danielle Gibson	16	1. 1 Ryan Jackson	2	1. 25 Braxton Burnside	25
2. 23 Hannah McEwen	9	2. 41 Danielle Gibson	1	2. 22 Linnie Malkin	18
3. 13 Kayla Green	7			3. 41 Danielle Gibson	15
25 Braxton Burnside	7			4. 13 Kayla Green	12
5. 2 tied at.....	5			5. 20 Hannah Gammill	8
Total bases		Walks		Hit by pitch	
1. 25 Braxton Burnside	135	1. 25 Braxton Burnside	39	1. 1 Ryan Jackson	8
2. 41 Danielle Gibson	123	2. 23 Hannah McEwen	35	20 Hannah Gammill	8
3. 22 Linnie Malkin	104	3. 13 Kayla Green	24	3. 25 Braxton Burnside	7
4. 13 Kayla Green	78	4. 20 Hannah Gammill	22	4. 22 Linnie Malkin	5
5. 23 Hannah McEwen	60	5. 22 Linnie Malkin	18	16 Keely Huffine	5
Sac bunts		Sac flies		Stolen bases	
1. 16 Keely Huffine	8	1. 13 Kayla Green	3	1. 16 Keely Huffine	1
2. 42 Sam Torres	5	2. 20 Hannah Gammill	2	23 Hannah McEwen	1
3. 13 Kayla Green	2	41 Danielle Gibson	2	42 Sam Torres	1
3 Larissa Cesena	2	4. 16 Keely Huffine	1	6 Cally Kildow	1
24 Nicole Duncan	2	1 Ryan Jackson	1		
Caught stealing		Steal attempts		Stolen base pct	
1. 13 Kayla Green	1	1. 6 tied at.....	1	1. 23 Hannah McEwen	1.000
99 Audrie LaValley	1			16 Keely Huffine	1.000
				3. 13 Kayla Green	.000

Multiple Hit Games	2	3	4	5+	Total
41 Danielle Gibson	11	6	-	1	18
25 Braxton Burnside	9	5	-	-	14
23 Hannah McEwen	12	1	-	-	13
22 Linnie Malkin	6	3	-	-	9
42 Sam Torres	7	-	-	-	7
20 Hannah Gammill	5	2	-	-	7
13 Kayla Green	6	1	-	-	7
66 Aly Manzo	5	-	-	-	5
16 Keely Huffine	3	-	-	-	3
1 Ryan Jackson	2	-	-	-	2
99 Audrie LaValley	1	-	-	-	1
TEAM	67	18	0	1	86

Multiple RBI Games	2	3	4	5+	Total
25 Braxton Burnside	9	3	3	1	16
41 Danielle Gibson	7	4	2	2	15
22 Linnie Malkin	7	3	1	1	12
13 Kayla Green	3	3	-	1	7
20 Hannah Gammill	4	3	-	-	7
23 Hannah McEwen	2	-	-	-	2
99 Audrie LaValley	1	1	-	-	2
1 Ryan Jackson	1	1	-	-	2
16 Keely Huffine	2	-	-	-	2
21 Lauren Graves	2	-	-	-	2
66 Aly Manzo	1	-	-	-	1
42 Sam Torres	-	1	-	-	1
TEAM	39	19	6	5	69

Hitting Streaks	Longest	Current
42 Sam Torres	11	-
41 Danielle Gibson	9	2
25 Braxton Burnside	8	3
22 Linnie Malkin	7	3
23 Hannah McEwen	6	1
66 Aly Manzo	5	5
20 Hannah Gammill	5	1
99 Audrie LaValley	4	-
16 Keely Huffine	3	-
13 Kayla Green	3	2
1 Ryan Jackson	3	1
3 Larissa Cesena	2	-
21 Lauren Graves	2	-
2 Valerie Ventura	2	-
24 Nicole Duncan	1	-
28 Rylin Hedgecock	1	-

Reached Base Streaks	Longest	Current
25 Braxton Burnside	37	5
23 Hannah McEwen	17	1
42 Sam Torres	15	2
20 Hannah Gammill	14	2
13 Kayla Green	14	5
41 Danielle Gibson	13	3
22 Linnie Malkin	11	3
16 Keely Huffine	6	-
1 Ryan Jackson	5	1
66 Aly Manzo	5	5
3 Larissa Cesena	4	-
99 Audrie LaValley	4	-
21 Lauren Graves	2	1
28 Rylin Hedgecock	2	-
2 Valerie Ventura	2	-
24 Nicole Duncan	2	-



Arkansas Softball
Overall Statistics for Arkansas (as of Jun 02, 2021)
(All games Sorted by Batting avg)



Record: 43-11 Home: 24-7 Away: 18-2 Neutral: 1-2 SEC: 19-5

Player	avg	gp-gs	ab	r	h	2b	3b	hr	rbi	tb	slg%	bb	hp	so	gdp	ob%	sf	sh	sb-att	po	a	e	fld%
25 Braxton Burnside	.357	52-52	157	51	56	9	0	25	54	140	.892	41	7	22	3	.507	0	0	0-0	75	84	14	.919
41 Danielle Gibson	.355	50-50	172	32	61	16	1	15	51	124	.721	14	3	20	0	.408	2	0	0-0	316	12	2	.994
23 Hannah McEwen	.318	44-44	129	41	41	10	0	5	16	66	.512	35	4	14	1	.476	0	0	1-1	73	2	2	.974
22 Linnie Malkin	.265	54-54	170	29	45	5	0	18	45	104	.612	18	5	38	3	.352	0	0	0-0	19	1	0	1.000
13 Kayla Green	.226	54-54	155	21	35	7	0	12	32	78	.503	24	4	28	0	.339	3	2	0-1	352	13	2	.995
16 Keely Huffine	.174	53-53	121	20	21	0	0	5	11	36	.298	11	6	37	0	.273	1	8	1-1	99	47	6	.961

20 Hannah Gammill	.297	38-38	101	28	30	4	0	9	27	61	.604	22	8	15	0	.451	2	1	0-0	38	66	4	.963
42 Sam Torres	.289	41-32	90	18	26	1	0	0	4	27	.300	13	2	22	0	.390	0	5	1-1	44	0	1	.978
66 Aly Manzo	.273	46-40	110	4	30	5	0	1	9	38	.345	4	1	16	1	.304	0	1	0-0	15	1	0	1.000
21 Lauren Graves	.214	12-3	14	2	3	0	0	1	6	6	.429	2	1	7	0	.353	0	0	0-0	0	0	0	.000
1 Ryan Jackson	.160	31-23	75	10	12	2	2	1	8	21	.280	2	8	19	1	.256	1	1	0-0	35	2	0	1.000
2 Valerie Ventura	.150	16-8	20	1	3	0	0	0	2	3	.150	0	0	8	0	.150	0	0	0-0	11	22	4	.892
3 Larissa Cesena	.138	47-5	29	8	4	1	0	0	2	5	.172	4	1	15	0	.265	0	2	0-0	15	0	0	1.000
99 Audrie LaValley	.136	23-19	44	12	6	0	0	3	9	15	.341	12	4	12	0	.367	0	1	0-1	24	15	1	.975
28 Rylin Hedgecock	.050	19-1	20	0	1	0	0	0	1	1	.050	1	1	5	1	.136	0	0	0-0	0	0	0	.000
24 Nicole Duncan	.032	15-10	31	1	1	0	0	0	1	1	.032	5	2	9	0	.211	0	2	0-0	16	21	1	.974
18 Marlene Friedman	.000	13-0	0	2	0	0	0	0	0	0	.000	0	0	0	0	.000	0	0	0-0	0	0	0	.000
6 Cally Kildow	.000	28-0	0	12	0	0	0	0	0	0	.000	0	0	0	0	.000	0	0	1-1	0	0	0	.000
0 Kaitlyn Howard	.000	3-0	0	0	0	0	0	0	0	0	.000	0	0	0	0	.000	0	0	0-0	0	1	0	1.000
Totals	.261	54	1438	292	375	60	3	95	278	726	.505	208	57	287	10	.374	9	23	4-6	1137	351	41	.973
Opponents	.217	54	1435	154	311	44	5	37	143	476	.332	88	30	329	10	.275	6	18	20-29	1085	328	41	.972

LOB - Team (358), Opp (286). DPs turned - Team (13), Opp (17). IBB - Team (7), Burnside 5, Gibson 2, Opp (2).

(All games Sorted by Earned run avg)

Player	era	w-l	app	gs	cg	sho	sv	ip	h	r	er	bb	so	2b	3b	hr	b/avg	wp	hp	bks	sfa	sha
9 Autumn Storms	1.42	7-2	23	16	5	2/4	4	83.2	63	32	17	14	62	8	2	5	.199	1	10	0	0	4
4 Mary Haff	1.55	26-7	40	25	15	5/2	5	198.1	138	54	44	39	198	14	1	18	.192	2	12	0	4	11
31 Allie Light	2.62	0-0	8	0	0	0/0	0	16.0	22	13	6	3	9	2	1	2	.310	2	1	0	0	1
72 Jenna Bloom	4.01	8-2	19	9	0	0/2	0	57.2	59	33	33	20	51	15	1	11	.260	6	3	0	2	1
5 Lauren Howell	5.01	2-0	8	4	0	0/0	0	22.1	25	20	16	11	9	5	0	1	.269	5	4	0	0	1
0 Kaitlyn Howard	14.00	0-0	1	0	0	0/0	0	1.0	4	2	2	1	0	0	0	0	.571	0	0	0	0	0
Totals	2.18	43-11	54	54	20	11/4	9	379.0	311	154	118	88	329	44	5	37	.217	16	30	0	6	18
Opponents	5.03	11-43	54	54	17	3/0	2	361.2	375	292	260	208	287	60	3	95	.261	22	57	0	9	23

PB - Team (10), Green 10, Opp (4). SBA/ATT - Green (20-28), Haff (9-14), Storms (4-6), Light (4-5), Bloom (3-4).

Arkansas SEC Only Season Stats



Arkansas Softball
Conference statistics for Arkansas (as of May 04, 2021)
(SEC games only Sorted by Batting avg)



Record: 19-5 Home: 8-4 Away: 11-1 SEC: 19-5

Player	avg	gp-gs	ab	r	h	2b	3b	hr	rbi	tb	slg%	bb	hp	so	gdp	ob%	sf	sh	sb-att	po	a	e	fld%
41 Danielle Gibson	.315	21-21	73	9	23	7	0	5	17	45	.616	5	0	12	0	.350	2	0	0-0	135	5	0	1.000
42 Sam Torres	.306	24-24	62	10	19	0	0	0	3	19	.306	9	1	15	0	.403	0	3	1-1	35	0	0	1.000
23 Hannah McEwen	.288	21-21	59	16	17	2	0	2	9	25	.424	17	2	9	1	.462	0	0	1-1	40	2	1	.977
25 Braxton Burnside	.286	23-23	63	18	18	4	0	10	19	52	.825	23	3	14	1	.494	0	0	0-0	38	42	3	.964
66 Aly Manzo	.230	24-24	61	1	14	2	0	0	4	16	.262	2	1	10	1	.266	0	1	0-0	12	1	0	1.000
13 Kayla Green	.227	24-24	75	10	17	3	0	6	12	38	.507	7	3	18	0	.318	0	1	0-0	151	8	0	1.000
22 Linnie Malkin	.192	24-24	78	8	15	1	0	5	11	31	.397	4	4	22	2	.267	0	0	0-0	12	1	0	1.000
16 Keely Huffine	.155	24-24	58	5	9	0	0	1	2	12	.207	6	2	20	0	.254	1	3	1-1	50	32	6	.932

20 Hannah Gammill	.194	12-12	31	7	6	2	0	2	5	14	.452	8	5	6	0	.432	0	1	0-0	11	16	0	1.000
21 Lauren Graves	.143	5-2	7	1	1	0	0	0	2	1	.143	1	1	5	0	.333	0	0	0-0	0	0	0	.000
1 Ryan Jackson	.118	10-4	17	1	2	0	0	0	1	2	.118	1	2	4	0	.250	0	0	0-0	9	0	0	1.000
28 Rylin Hedgecock	.111	10-0	9	0	1	0	0	0	1	1	.111	1	0	2	0	.200	0	0	0-0	0	0	0	.000
3 Larissa Cesena	.100	24-0	10	3	1	1	0	0	0	2	.200	2	0	7	0	.250	0	1	0-0	9	0	0	1.000
2 Valerie Ventura	.100	6-5	10	0	1	0	0	0	1	1	.100	0	0	5	0	.100	0	0	0-0	6	12	4	.818
24 Nicole Duncan	.000	8-7	16	1	0	0	0	0	1	0	.000	3	2	6	0	.238	0	2	0-0	3	15	0	1.000
99 Audrie LaValley	.000	2-1	2	1	0	0	0	0	0	0	.000	0	1	1	0	.333	0	0	0-0	1	2	0	1.000
18 Marlene Friedman	.000	7-0	0	0	0	0	0	0	0	0	.000	0	0	0	0	.000	0	0	0-0	0	0	0	.000
6 Cally Kildow	.000	12-0	0	4	0	0	0	0	0	0	.000	0	0	0	0	.000	0	0	0-0	0	0	0	.000
Totals	.228	24	631	95	144	22	0	31	88	259	.410	89	27	156	5	.347	3	12	3-3	516	162	14	.980
Opponents	.218	24	650	61	142	26	2	17	57	223	.343	33	16	140	6	.272	2	7	3-6	497	150	17	.974

LOB - Team (170), Opp (131). DPs turned - Team (9), Opp (6). IBB - Team (7), Burnside 5, Gibson 2, Opp (1).

(SEC games only Sorted by Earned run avg)

Player	era	w-l	app	gs	cg	sho	sv	ip	h	r	er	bb	so	2b	3b	hr	b/avg	wp	hp	bk	sfa	sha
9 Autumn Storms	1.24	4-1	12	7	2	2/2	3	45.0	35	13	8	8	31	6	0	2	.207	1	6	0	0	3
4 Mary Haff	2.01	11-3	19	11	7	1/1	4	87.0	63	26	25	15	79	7	1	9	.197	1	7	0	1	3
72 Jenna Bloom	2.41	4-1	8	5	0	0/1	0	32.0	33	11	11	7	24	11	0	4	.268	2	2	0	1	1
31 Allie Light	2.80	0-0	2	0	0	0/0	0	5.0	8	6	2	1	3	1	1	1	.348	1	0	0	0	0
5 Lauren Howell	9.33	0-0	2	1	0	0/0	0	3.0	3	5	4	2	3	1	0	1	.200	2	1	0	0	0
Totals	2.03	19-5	24	24	9	5/2	7	172.0	142	61	50	33	140	26	2	17	.218	7	16	0	2	7
Opponents	3.38	5-19	24	24	9	1/0	1	165.2	144	95	80	89	156	22	0	31	.228	7	27	0	3	12

PB - Team (1), Green 1, Opp (2). SBA/ATT - Green (3-6), Haff (1-2), Bloom (1-2), Light (0-1), Storms (1-1).

Home Run Tracker

#	Date	Player	Opponent	Site	# of Runs	Inning	Lineup Spot	Game Result
1	2-11-2021	Braxton Burnside	Oklahoma State	Monroe, La.	1	1	2	L, 12-11
2	2-11-2021	Braxton Burnside	Oklahoma State	Monroe, La.	3	6	2	L, 12-11
3	2-20-2021	Keely Huffine	McNeese	Lake Charles, La.	2	2	9	W, 6-4 (14)
4	2-20-2021	Kayla Green!	McNeese	Lake Charles, La.	1	4	5	W, 6-4 (14)
5	2-20-2021	Linnie Malkin!	McNeese	Lake Charles, La.	1	4	6	W, 6-4 (14)
6	2-20-2021	Linnie Malkin#	McNeese	Lake Charles, La.	2	14	6	W, 6-4 (14)
7	2-20-2021	Keely Huffine	McNeese	Lake Charles, La.	1	3	9	L, 7-4
8	2-20-2021	Hannah Gammill	McNeese	Lake Charles, La.	1	7	8	L, 7-4
9	2-21-2021	Danielle Gibson	Baylor	Lake Charles, La.	1	6	3	W, 7-2
10	2-21-2021	Hannah Gammill	McNeese	Lake Charles, La.	1	2	8	W, 3-1
11	2-21-2021	Linnie Malkin	McNeese	Lake Charles, La.	2	6	6	W, 3-1
12	2-22-2021	Hannah Gammill	UTA	Arlington, Texas	3	1	6	W, 10-6
13	2-22-2021	Linnie Malkin	UTA	Arlington, Texas	3	2	4	W, 10-6
14	2-22-2021	Keely Huffine	UTA	Arlington, Texas	1	4	9	W, 10-6
15	2-22-2021	Audrie LaValley	UTA	Arlington, Texas	1	6	8	W, 10-6
16	2-22-2021	Audrie LaValley	UTA	Arlington, Texas	1	6	6	W, 4-3
17	2-22-2021	Hannah McEwen	UTA	Arlington, Texas	1	7	1	W, 4-3
18	2-25-2021	Linnie Malkin!	North Dakota State	Fayetteville, Ark.	3	1	4	W, 9-0 (5)
19	2-25-2021	Hannah Gammill!	North Dakota State	Fayetteville, Ark.	1	1	5	W, 9-0 (5)
20	2-25-2021	Braxton Burnside	North Dakota State	Fayetteville, Ark.	2	3	2	W, 8-0
21	2-26-2021	Hannah McEwen	Texas Tech	Fayetteville, Ark.	1	1	1	W, 9-0 (5)
22	2-26-2021	Linnie Malkin	Texas Tech	Fayetteville, Ark.	2	1	4	W, 9-0 (5)
23	2-26-2021	Kayla Green	Texas Tech	Fayetteville, Ark.	2	1	7	W, 9-0 (5)
24	2-26-2021	Keely Huffine	Texas Tech	Fayetteville, Ark.	2	1	9	W, 9-0 (5)
25	2-26-2021	Hannah Gammill	Texas Tech	Fayetteville, Ark.	2	2	5	W, 9-0 (5)
26	2-26-2021	Audrie LaValley	Southeast Missouri	Fayetteville, Ark.	3	1	6	W, 9-3
27	2-26-2021	Braxton Burnside	Southeast Missouri	Fayetteville, Ark.	1	2	2	W, 9-3
28	2-26-2021	Braxton Burnside	Southeast Missouri	Fayetteville, Ark.	4	4	2	W, 9-3
29	2-27-2021	Danielle Gibson	Southeast Missouri	Fayetteville, Ark.	1	1	3	W, 6-3
30	2-27-2021	Braxton Burnside	Southeast Missouri	Fayetteville, Ark.	2	6	2	W, 6-3
31	2-28-2021	Braxton Burnside	Texas Tech	Fayetteville, Ark.	1	3	2	W, 8-0 (5)
32	2-28-2021	Danielle Gibson	Texas Tech	Fayetteville, Ark.	3	5	3	W, 8-0 (5)
33	2-28-2021	Braxton Burnside	Texas Tech	Fayetteville, Ark.	1	6	2	W, 8-0 (5)
34	3-4-2021	Kayla Green	Drake	Fayetteville, Ark.	4	6	7	W, 6-3
35	3-4-2021	Danielle Gibson\$	Drake	Fayetteville, Ark.	4	7	3	W, 6-4
36	3-5-2021	Braxton Burnside	Kansas	Fayetteville, Ark.	2	5	2	W, 8-3
37	3-5-2021	Braxton Burnside!	Northwestern State	Fayetteville, Ark.	2	1	2	W, 13-5 (6)
38	3-5-2021	Danielle Gibson!	Northwestern State	Fayetteville, Ark.	1	1	3	W, 13-5 (6)
39	3-5-2021	Ryan Jackson	Northwestern State	Fayetteville, Ark.	3	1	7	W, 13-5 (6)
40	3-5-2021	Danielle Gibson	Northwestern State	Fayetteville, Ark.	2	6	3	W, 13-5 (6)
41	3-5-2021	Kayla Green	Northwestern State	Fayetteville, Ark.	2	6	5	W, 13-5 (6)
42	3-6-2021	Danielle Gibson	Northwestern State	Fayetteville, Ark.	1	1	3	W, 13-2 (5)
43	3-6-2021	Braxton Burnside	Northwestern State	Fayetteville, Ark.	3	2	2	W, 13-2 (5)
44	3-6-2021	Danielle Gibson	Northwestern State	Fayetteville, Ark.	4	4	3	W, 13-2 (5)
45	3-6-2021	Lauren Graves	Northwestern State	Fayetteville, Ark.	2	4	6	W, 13-2 (5)
46	3-9-2021	Danielle Gibson	Central Arkansas	Conway, Ark.	2	1	3	W, 4-1
47	3-9-2021	Linnie Malkin	Central Arkansas	Conway, Ark.	1	6	5	W, 4-1
48	3-12-2021	Braxton Burnside	South Carolina	Columbia, S.C.	2	5	2	W, 4-1
49	3-12-2021	Linnie Malkin	South Carolina	Columbia, S.C.	1	6	5	W, 4-1
50	3-13-2021	Braxton Burnside	South Carolina	Columbia, S.C.	1	3	2	W, 7-5 (10)
51	3-13-2021	Braxton Burnside	South Carolina	Columbia, S.C.	2	10	2	W, 7-5 (10)
52	3-14-2021	Braxton Burnside	South Carolina	Columbia, S.C.	2	1	2	W, 3-2
53	3-14-2021	Linnie Malkin	South Carolina	Columbia, S.C.	1	4	5	W, 3-2
54	3-20-2021	Hannah McEwen	Ole Miss	Fayetteville, Ark.	1	6	1	W, 3-2 (8)
55	3-20-2021	Danielle Gibson\$	Ole Miss	Fayetteville, Ark.	1	8	3	W, 3-2 (8)
56	3-21-2021	Keely Huffine\$	Ole Miss	Fayetteville, Ark.	1	8	7	W, 3-2 (8)
57	3-23-2021	Braxton Burnside	Kansas	Lawrence, Kan.	2	2	3	W, 7-4
58	3-23-2021	Linnie Malkin	Kansas	Lawrence, Kan.	1	7	5	W, 7-4
59	3-26-2021	Linnie Malkin	Mississippi State	Fayetteville, Ark.	2	4	5	W, 2-0
60	3-27-2021	Linnie Malkin	Mississippi State	Fayetteville, Ark.	1	4	5	W, 8-7
61	3-28-2021	Braxton Burnside	Mississippi State	Fayetteville, Ark.	2	5	3	W, 4-3
62	4-1-2021	Braxton Burnside	Auburn	Auburn, Ala.	3	5	2	W, 6-1
63	4-2-2021	Braxton Burnside	Auburn	Auburn, Ala.	1	5	2	W, 3-0
64	4-6-2021	Hannah Gammill	Missouri State	Fayetteville, Ark.	1	2	6	W, 9-1 (5)
65	4-6-2021	Kayla Green	Missouri State	Fayetteville, Ark.	1	4	8	W, 9-1 (5)
66	4-6-2021	Braxton Burnside	Missouri State	Fayetteville, Ark.	1	4	2	W, 9-1 (5)
67	4-6-2021	Danielle Gibson!	Missouri State	Fayetteville, Ark.	1	5	4	W, 9-1 (5)
68	4-6-2021	Linnie Malkin!	Missouri State	Fayetteville, Ark.	1	5	5	W, 9-1 (5)
69	4-6-2021	Kayla Green\$	Missouri State	Fayetteville, Ark.	2	5	8	W, 9-1 (5)
70	4-10-2021	Braxton Burnside	Alabama	Fayetteville, Ark.	1	3	2	W, 4-0
71	4-10-2021	Kayla Green	Alabama	Fayetteville, Ark.	1	4	6	W, 4-0
72	4-10-2021	Kayla Green	Alabama	Fayetteville, Ark.	2	6	6	W, 4-0
73	4-16-2021	Hannah Gammill	Georgia	Athens, Ga.	1	3	1	W, 10-3
74	4-16-2021	Kayla Green	Georgia	Athens, Ga.	1	4	6	W, 10-3
75	4-16-2021	Danielle Gibson	Georgia	Athens, Ga.	2	5	4	W, 10-3
76	4-17-2021	Danielle Gibson	Georgia	Athens, Ga.	1	3	4	W, 5-2
77	4-18-2021	Braxton Burnside	Georgia	Athens, Ga.	1	1	2	W, 5-2
78	4-18-2021	Kayla Green	Georgia	Athens, Ga.	3	1	6	W, 5-2
79	4-18-2021	Hannah McEwen	Georgia	Athens, Ga.	1	3	3	W, 5-2
80	4-21-2021	Linnie Malkin	Central Arkansas	Fayetteville, Ark.	3	1	5	W, 7-6 (8)
81	4-21-2021	Linnie Malkin	Central Arkansas	Fayetteville, Ark.	1	5	5	W, 7-6 (8)
82	4-21-2021	Braxton Burnside\$	Central Arkansas	Fayetteville, Ark.	1	8	2	W, 7-6 (8)
83	4-24-2021	Danielle Gibson	Missouri	Fayetteville, Ark.	3	1	4	L, 6-3
84	4-25-2021	Kayla Green	Missouri	Fayetteville, Ark.	1	2	6	L, 10-1
85	4-26-2021	Hannah Gammill!	Missouri	Fayetteville, Ark.	3	1	3	W, 8-4
86	4-26-2021	Danielle Gibson!	Missouri	Fayetteville, Ark.	1	1	4	W, 8-4
87	4-26-2021	Braxton Burnside	Missouri	Fayetteville, Ark.	1	4	2	W, 8-4
88	5-3-2021	Linnie Malkin!	LSU	Baton Rouge, La.	1	3	5	W, 4-1
89	5-3-2021	Kayla Green!	LSU	Baton Rouge, La.	1	3	6	W, 4-1
90	5-22-2021	Linnie Malkin	South Dakota State	Fayetteville, Ark.	2	2	5	W, 8-0 (5)
91	5-23-2021	Braxton Burnside	Stanford	Fayetteville, Ark.	2	1	2	W, 7-4
92	5-23-2021	Linnie Malkin	Stanford	Fayetteville, Ark.	3	5	5	W, 7-4
93	5-28-2021	Hannah McEwen	Arizona	Fayetteville, Ark.	1	4	1	L, 10-4
94	5-28-2021	Aly Manzo	Arizona	Fayetteville, Ark.	1	5	7	L, 10-4
95	5-28-2021	Hannah Gammill	Arizona	Fayetteville, Ark.	2	6	3	L, 10-4

! - back-to-back | * - pinch hitter | # go ahead | \$ walk off

Game by Game Starters | by Position

Date	Opponent	SP	C	1B	2B	3B	SS	LF	CF	RF	DP
F11	Oklahoma State	Haff	Green	Gibson	LaValley	Ventura	Burnside	McEwen	Cesena	Jackson	Malkin
F20	McNeese	Storms	Green	Gibson	Duncan	Gammill	Burnside	McEwen	Huffine	Jackson	Malkin
F20	McNeese	Howell	Green	Gibson	Duncan	Gammill	Burnside	McEwen	Huffine	Jackson	Malkin
F21	Baylor	Haff	Green	Gibson	LaValley	Gammill	Burnside	McEwen	Huffine	Jackson	Malkin
F21	McNeese	Storms	Green	Gibson	LaValley	Gammill	Burnside	McEwen	Huffine	Jackson	Malkin
F22	UTA	Howell	Green	Gibson	LaValley	Gammill	Burnside	McEwen	Huffine	Jackson	Malkin
F22	UTA	Bloom	Green	Gibson	LaValley	Gammill	Burnside	McEwen	Huffine	Jackson	Malkin
F25	North Dakota State	Storms	Green	Gibson	LaValley	Gammill	Burnside	McEwen	Huffine	Cesena	Malkin
F25	North Dakota State	Haff	Green	Gibson	LaValley	Gammill	Burnside	McEwen	Huffine	Cesena	Malkin
F26	Texas Tech	Haff	Green	Gibson	LaValley	Gammill	Burnside	McEwen	Huffine	Cesena	Malkin
F26	Southeast Missouri	Bloom	Green	Gibson	LaValley	Gammill	Burnside	McEwen	Huffine	Cesena	Malkin
F27	Southeast Missouri	Storms	Green	Gibson	LaValley	Gammill	Burnside	McEwen	Huffine	Torres	Malkin
F28	Texas Tech	Haff	Green	Gibson	LaValley	Gammill	Burnside	McEwen	Huffine	Torres	Malkin
M4	Drake	Haff	Green	Gibson	LaValley	Gammill	Burnside	Jackson	Huffine	Malkin	Hedgecock
M4	Drake	Howell	Green	Gibson	LaValley	Gammill	Burnside	Jackson	Huffine	Malkin	Manzo
M5	Kansas	Storms	Green	Gibson	LaValley	Gammill	Burnside	Jackson	Huffine	Malkin	Manzo
M5	Northwestern State	Bloom	Green	Gibson	LaValley	Gammill	Burnside	Jackson	Huffine	Malkin	Manzo
M6	Northwestern State	Haff	Green	Gibson	LaValley	Gammill	Burnside	Jackson	Huffine	Malkin	Manzo
M9	Central Arkansas	Haff	Green	Gibson	LaValley	Gammill	Burnside	Jackson	Huffine	Malkin	Manzo
M12	South Carolina	Haff	Green	Gibson	Huffine	Duncan	Burnside	Jackson	Torres	Malkin	Manzo
M13	South Carolina	Howell	Green	Gibson	Huffine	Duncan	Burnside	Jackson	Torres	Malkin	Manzo
M14	South Carolina	Bloom	Green	Gibson	Huffine	Duncan	Burnside	Jackson	Torres	Malkin	Manzo
M17	Liberty	Haff	Green	Gibson	Huffine	Duncan	Burnside	Jackson	Torres	Manzo	Malkin
M19	Ole Miss	Haff	Green	Gibson	LaValley	Ventura	Huffine	McEwen	Torres	Manzo	Malkin
M20	Ole Miss	Storms	Green	Gibson	Huffine	Ventura	Burnside	McEwen	Torres	Manzo	Malkin
M21	Ole Miss	Bloom	Green	Gibson	Huffine	Ventura	Burnside	McEwen	Torres	Manzo	Malkin
M23	Kansas City	Storms	Green	Gibson	Huffine	Ventura	Burnside	McEwen	Torres	Manzo	Malkin
M24	Kansas	Haff	Green	Malkin	Huffine	Ventura	Burnside	McEwen	Torres	Manzo	Graves
M26	Mississippi State	Haff	Green	Malkin	Huffine	Ventura	Burnside	McEwen	Torres	Manzo	Graves
M30	Mississippi State	Storms	Green	Malkin	Huffine	Ventura	Burnside	McEwen	Torres	Manzo	Graves
M31	Mississippi State	Haff	Green	Malkin	Huffine	Duncan	Burnside	McEwen	Torres	Manzo	Jackson
A1	Auburn	Haff	Green	Gibson	Huffine	Duncan	Burnside	McEwen	Torres	Manzo	Malkin
A2	Auburn	Storms	Green	Gibson	Huffine	Duncan	Burnside	McEwen	Torres	Manzo	Malkin
A3	Auburn	Bloom	Green	Gibson	Huffine	Duncan	Burnside	McEwen	Torres	Manzo	Malkin
A6	Missouri State	Storms	Green	Gibson	Huffine	Gammill	Burnside	McEwen	Torres	Manzo	Malkin
A9	Alabama	Haff	Green	Gibson	Huffine	Gammill	Burnside	McEwen	Torres	Manzo	Malkin
A10	Alabama	Storms	Green	Gibson	Huffine	Gammill	Burnside	McEwen	Torres	Manzo	Malkin
A11	Alabama	Storms	Green	Gibson	Huffine	Gammill	Burnside	McEwen	Torres	Manzo	Malkin
A16	Georgia	Storms	Green	Gibson	Huffine	Gammill	Burnside	McEwen	Torres	Manzo	Malkin
A17	Georgia	Haff	Green	Gibson	Huffine	Gammill	Burnside	McEwen	Torres	Manzo	Malkin
A18	Georgia	Bloom	Green	Gibson	Huffine	Gammill	Burnside	McEwen	Torres	Manzo	Malkin
A21	Central Arkansas	Bloom	Green	Gibson	Huffine	Gammill	Burnside	McEwen	Torres	Manzo	Malkin
A24	Missouri	Haff	Green	Gibson	Huffine	Gammill	Burnside	McEwen	Torres	Manzo	Malkin
A25	Missouri	Bloom	Green	Gibson	Huffine	Gammill	Burnside	McEwen	Torres	Manzo	Malkin
A26	Missouri	Haff	Green	Gibson	Huffine	Gammill	Burnside	McEwen	Torres	Manzo	Malkin
M1	LSU	Haff	Green	Gibson	Huffine	Gammill	Burnside	McEwen	Torres	Manzo	Malkin
M3	LSU	Haff	Green	Gibson	Huffine	Gammill	Burnside	McEwen	Torres	Manzo	Malkin
M3	LSU	Storms	Green	Gibson	Huffine	Gammill	Burnside	McEwen	Torres	Manzo	Malkin
M13	Tennessee	Haff	Green	Gibson	LaValley	Gammill	Huffine	McEwen	Torres	Manzo	Malkin
M21	Manhattan	Haff	Green	Gibson	Huffine	Gammill	Burnside	McEwen	Jackson	Manzo	Malkin
M22	South Dakota State	Haff	Green	Gibson	Huffine	Gammill	Burnside	McEwen	Jackson	Manzo	Malkin
M23	Stanford	Storms	Green	Gibson	Huffine	Gammill	Burnside	McEwen	Jackson	Manzo	Malkin
M28	Arizona	Haff	Green	Gibson	Huffine	Gammill	Burnside	McEwen	Jackson	Manzo	Malkin
M29	Arizona	Storms	Green	Gibson	Huffine	Gammill	Burnside	McEwen	Jackson	Manzo	Malkin

Puerto Vallarta College Challenge

Date	Opponent	1	2	3	4	5	6	7	8	9	FX
F11	Oklahoma State	McEwen	Burnside	Gibson	Jackson	Green	Malkin	LaValley	Cesena	Ventura	Haff
F20	McNeese	McEwen	Burnside	Gibson	Jackson	Green	Malkin	Duncan	Gammill	Huffine	Storms
F20	McNeese	McEwen	Burnside	Gibson	Jackson	Green	Malkin	Duncan	Gammill	Huffine	Howell
F21	Baylor	McEwen	Burnside	Gibson	Jackson	Green	Malkin	LaValley	Gammill	Huffine	Haff
F21	McNeese	McEwen	Burnside	Gibson	Jackson	Green	Malkin	LaValley	Gammill	Huffine	Storms
F22	UTA	McEwen	Burnside	Gibson	Malkin	Jackson	Gammill	Green	LaValley	Huffine	Howell
F22	UTA	McEwen	Burnside	Gibson	Malkin	Gammill	LaValley	Jackson	Green	Huffine	Bloom
F25	North Dakota State	McEwen	Burnside	Gibson	Malkin	Gammill	LaValley	Green	Cesena	Huffine	Storms
F25	North Dakota State	McEwen	Burnside	Gibson	Malkin	Gammill	LaValley	Green	Cesena	Huffine	Haff
F26	Texas Tech	McEwen	Burnside	Gibson	Malkin	Gammill	LaValley	Green	Cesena	Huffine	Haff
F26	Southeast Missouri	McEwen	Burnside	Gibson	Malkin	Gammill	LaValley	Green	Cesena	Huffine	Bloom
F27	Southeast Missouri	McEwen	Burnside	Gibson	Malkin	Gammill	LaValley	Green	Torres	Huffine	Storms
F28	Texas Tech	McEwen	Burnside	Gibson	Malkin	Gammill	LaValley	Green	Torres	Huffine	Haff
M4	Drake	LaValley	Burnside	Gibson	Malkin	Gammill	Jackson	Green	Hedgecock	Huffine	Haff
M4	Drake	LaValley	Burnside	Gibson	Malkin	Gammill	Jackson	Green	Manzo	Huffine	Howell
M5	Kansas	Gammill	Burnside	Gibson	Malkin	Green	LaValley	Jackson	Manzo	Huffine	Storms
M5	Northwestern State	Gammill	Burnside	Gibson	Malkin	Green	LaValley	Jackson	Manzo	Huffine	Bloom
M6	Northwestern State	Gammill	Burnside	Gibson	Malkin	Green	LaValley	Jackson	Manzo	Huffine	Haff
M9	Central Arkansas	Gammill	Burnside	Gibson	Green	Malkin	Jackson	Manzo	LaValley	Huffine	Haff
M12	South Carolina	Torres	Burnside	Gibson	Green	Malkin	Jackson	Manzo	Duncan	Huffine	Haff
M13	South Carolina	Torres	Burnside	Gibson	Green	Malkin	Jackson	Manzo	Duncan	Huffine	Howell
M14	South Carolina	Torres	Burnside	Gibson	Green	Malkin	Manzo	Jackson	Duncan	Huffine	Bloom
M17	Liberty	Torres	Burnside	Gibson	Green	Malkin	Manzo	Jackson	Duncan	Huffine	Haff
M19	Ole Miss	Torres	McEwen	Gibson	Green	Malkin	Manzo	Ventura	LaValley	Huffine	Haff
M20	Ole Miss	McEwen	Burnside	Gibson	Green	Malkin	Manzo	Huffine	Ventura	Torres	Storms
M21	Ole Miss	McEwen	Burnside	Gibson	Green	Malkin	Manzo	Huffine	Ventura	Torres	Bloom
M23	Kansas City	McEwen	Burnside	Gibson	Green	Malkin	Manzo	Huffine	Ventura	Torres	Storms
M24	Kansas	Torres	McEwen	Burnside	Green	Malkin	Manzo	Graves	Huffine	Ventura	Haff
M26	Mississippi State	Torres	McEwen	Burnside	Green	Malkin	Manzo	Graves	Huffine	Ventura	Haff
M27	Mississippi State	Torres	McEwen	Burnside	Green	Malkin	Manzo	Graves	Huffine	Ventura	Storms
M28	Mississippi State	Torres	McEwen	Burnside	Green	Malkin	Manzo	Jackson	Huffine	Duncan	Haff
A1	Auburn	McEwen	Burnside	Gibson	Malkin	Green	Manzo	Huffine	Duncan	Torres	Haff
A2	Auburn	McEwen	Burnside	Gibson	Malkin	Green	Manzo	Huffine	Duncan	Torres	Storms
A3	Auburn	McEwen	Burnside	Gibson	Malkin	Green	Manzo	Huffine	Duncan	Torres	Bloom
A6	Missouri State	Torres	Burnside	McEwen	Gibson	Malkin	Gammill	Manzo	Green	Huffine	Storms
A9	Alabama	Torres	Burnside	McEwen	Gibson	Malkin	Gammill	Manzo	Green	Huffine	Haff
A10	Alabama	Gammill	Burnside	McEwen	Gibson	Malkin	Green	Manzo	Huffine	Torres	Storms
A11	Alabama	Gammill	Burnside	McEwen	Gibson	Malkin	Green	Manzo	Huffine	Torres	Storms
A16	Georgia	Gammill	Burnside	McEwen	Gibson	Malkin	Green	Manzo	Huffine	Torres	Storms
A17	Georgia	Gammill	Burnside	McEwen	Gibson	Malkin	Green	Manzo	Huffine	Torres	Haff
A18	Georgia	Gammill	Burnside	McEwen	Gibson	Malkin	Green	Manzo	Huffine	Torres	Bloom
A21	Central Arkansas	Gammill	Burnside	McEwen	Gibson	Malkin	Green	Manzo	Huffine	Torres	Bloom
A24	Missouri	Gammill	Burnside	McEwen	Gibson	Malkin	Green	Manzo	Huffine	Torres	Haff
A25	Missouri	Gammill	Burnside	McEwen	Gibson	Malkin	Green	Manzo	Huffine	Torres	Bloom
A26	Missouri	McEwen	Burnside	Gammill	Gibson	Malkin	Green	Manzo	Huffine	Torres	Haff
M1	LSU	McEwen	Burnside	Gammill	Gibson	Malkin	Green	Manzo	Huffine	Torres	Haff
M3	LSU	McEwen	Burnside	Gammill	Gibson	Malkin	Green	Manzo	Huffine	Torres	Haff
M3	LSU	McEwen	Burnside	Gammill	Gibson	Malkin	Green	Manzo	Huffine	Torres	Storms
M13	Tennessee	McEwen	Gammill	Gibson	Malkin	Green	Manzo	LaValley	Huffine	Torres	Haff
M21	Manhattan	McEwen	Burnside	Gammill	Gibson	Malkin	Green	Manzo	Jackson	Huffine	Haff
M22	South Dakota State	McEwen	Burnside	Gammill	Gibson	Malkin	Green	Manzo	Jackson	Huffine	Haff
M23	Stanford	McEwen	Burnside	Gammill	Gibson	Malkin	Green	Manzo	Jackson	Huffine	Storms
M28	Arizona	McEwen	Burnside	Gammill	Gibson	Malkin	Green	Manzo	Jackson	Huffine	Haff
M29	Arizona	McEwen	Burnside	Gammill	Gibson	Malkin	Green	Manzo	Jackson	Huffine	Storms



KAITLYN HOWARD

UTL • L/L • 5-7 • Sophomore
East End, Ark. • Sheridan HS

00

SEASON HIGHS

Category	No.	Opponent (Last)	Date
Hits	-	-	-
Doubles	-	-	-
Triples	-	-	-
Home Runs	-	-	-
Total Bases	-	-	-
RBI's	-	-	-
Runs	-	-	-
Walks	-	-	-
AB's	-	-	-

CAREER HIGHS

Category	No.	Opponent (Last)	Date
Hits	-	-	-
Doubles	-	-	-
Triples	-	-	-
Home Runs	-	-	-
Total Bases	-	-	-
RBI's	-	-	-
Runs	-	-	-
Walks	-	-	-
AB's	-	-	-

SEASON HIGHS

Category	No.	Opponent (Last)	Date
Innings	-	-	-
Longest Start	-	-	-
Shortest Start	-	-	-
Longest Relief	-	-	-
Hits	-	-	-
Runs	-	-	-
Earned Runs	-	-	-
Walks	-	-	-
Strikeouts	-	-	-
Pitches	-	-	-

CAREER HIGHS

Category	No.	Opponent (Last)	Date
Innings	1.0	Northwestern St.	3/6/21
Longest Start	-	-	-
Shortest Start	-	-	-
Longest Relief	1.0	Northwestern St.	3/6/21
Hits	4	Northwestern St.	3/6/21
Runs	2	Northwestern St.	3/6/21
Earned Runs	2	Northwestern St.	3/6/21
Walks	1	Northwestern St.	3/6/21
Strikeouts	-	-	-
Pitches	29	Northwestern St.	3/6/21

BIO

As a Freshman (2020): Appeared in four games, pitching in one and pinch running in three ... Made pinch running appearances against Texas Tech (Feb. 26 and Feb. 28) and Liberty (March 16) ... Saw only action inside the circle against Northwestern State (March 6), concluding the game by pitching 1.0 inning allowing two earned runs on four hits and a walk in a 13-2 win.

Prior to Arkansas: Earned a letter in three seasons at Sheridan High School for head coach Tamara Strawn ... Led the Yellowjackets to three consecutive state championships ... Two-time Arkansas All-State Selection in 2018 and 2019 ... Garnered 2018 State Tournament MVP honors ... As a freshman won a state title on a Sheridan team that finished 31-4-1 ... Also lettered in basketball and volleyball for Sheridan.

Personal: Daughter of Clarence and Kristi Howard ... Plans to major in exercise science and wants to attend physical therapy school after her playing career is over ... Throws and bats left-handed, but writes right-handed.

GAME-BY-GAME

Date	Opponent	Pos	AB	R	H	RBI	2B	3B	HR	BB	SB	CS	HBP	SAC	SF	GDP	K	PO	A	E	Avg
Feb 26	TEXAS TECH	pr	0	0	0	0	0	0	0	0	0	0	0	0	0	0	0	0	0	0	.000
Feb 28	TEXAS TECH	pr	0	0	0	0	0	0	0	0	0	0	0	0	0	0	0	0	0	0	.000
Mar 06	NORTHWESTERN	p	0	0	0	0	0	0	0	0	0	0	0	0	0	0	0	0	1	0	.000
Mar 16	LIBERTY	pr	0	0	0	0	0	0	0	0	0	0	0	0	0	0	0	0	0	0	.000
Totals		ogs	0	0	0	0	0	0	0	0	0	0	0	0	0	0	0	0	1	0	.000

On base pct. .000 • Slugging pct. .000

#0 Kaitlyn Howard - 1 appearance (All games)

Date	Opponent	GS	IP	H	R	ER	BB	SO	2B	3B	HR	WP	BK	HBP	IBB	Score	W-L	Sv	ERA	NP
Mar 06	NORTHWESTERN	1	1.0	4	2	2	1	0	0	0	0	0	0	0	0	13-2	0-0	0	14.00	29
Totals		0	1.0	4	2	2	1	0	0	0	0	0	0	0	0	13-2	0-0	0	14.00	-

Kaitlyn Howard Career Stats

Year	era	w-l	app	gs	cq	sho	sv	ip	h	r	er	bb	so	2b	3b	hr	bf	bavg	wp	hbp	bk	sfa	sha
2021	14.00	0-0	1	0	0	0/0	0	1.0	4	2	2	1	0	0	0	0	8	.571	0	0	0	0	0
TOTAL	14.00	0-0	1	0	0	0/0	0	1.0	4	2	2	1	0	0	0	0	8	.571	0	0	0	0	0



RAIGAN KRAMER

INF • L/R • 5-4 • Freshman
Topeka, Kan. • Seaman HS

1

SEASON HIGHS

Category	No.	Opponent (Last)	Date
Hits	-	-	-
Doubles	-	-	-
Triples	-	-	-
Home Runs	-	-	-
Total Bases	-	-	-
RBI's	-	-	-
Runs	-	-	-
Walks	-	-	-
AB's	-	-	-

CAREER HIGHS

Category	No.	Opponent (Last)	Date
Hits	-	-	-
Doubles	-	-	-
Triples	-	-	-
Home Runs	-	-	-
Total Bases	-	-	-
RBI's	-	-	-
Runs	-	-	-
Walks	-	-	-
AB's	-	-	-

BIO CONTINUED

BIO

Prior to Arkansas: Played at Seaman HS for head coach Jay Monhollon ... Rated the No. 28 player in her class by Extra Inning Softball ... Did not play high school softball in 2019 and 2020 (due to COVID-19) but rejoined the team in 2021, hitting .641 with 41 hits, 22 RBI, 10 doubles, six triples and three home runs and led Seaman to a 16-6 record and third place finish in the Centennial League ... In freshman season of high school ball as a freshman was named All-City Newcomer of the Year, hitting .408 with 31 hits, 14 RBI, eight doubles, five triples and a homer while helping Seaman HS to a 21-4 record and a third-place state tournament finish ... Played travel ball for Select Fastpitch where she hit .400 and placed third at PGF Platinum in 2018 ... Played basketball for Seaman, reaching the state semifinals in 2020, earning a four-way state title due to COVID canceling the rest of the tournament.

Personal: Daughter of Jason and Jamie Kramer ... Has three siblings: Jaxon, Mya and Tayler ... Plans to major in Sports Management ... Enjoys fishing, snowboarding, hanging out with friends and family and spending time outside ... Lists being on her high school drumline as something most people don't know about her.

GAME-BY-GAME

Raigan Kramer Career Stats



VALERIE VENTURA

INF • R/R • 5-6 • Redshirt Junior
Oxnard, Calif. • Rio Mesa HS

2

SEASON HIGHS

Category	No.	Opponent (Last)	Date
Hits	-	-	-
Doubles	-	-	-
Triples	-	-	-
Home Runs	-	-	-
Total Bases	-	-	-
RBIs	-	-	-
Runs	-	-	-
Walks	-	-	-
ABs	-	-	-

CAREER HIGHS

Category	No.	Opponent (Last)	Date
Hits	2	2x (Villanova)	2/29/20
Doubles	1	Villanova	2/29/20
Triples	-	-	-
Home Runs	-	-	-
Total Bases	3	Villanova	2/29/20
RBIs	1	8x (Ole Miss)	3/19/21
Runs	2	Villanova	2/29/20
Walks	1	2x (Marist)	2/23/20
ABs	3	8x (Kansas City)	3/23/21

BIO CONTINUED

South Dakota State (Feb. 21).

As a Freshman (2019): Was granted a medical redshirt for her first season at Arkansas.

Prior to Arkansas: Held a career batting average of .468 for Rio Mesa High school... Recorded 102 hits, 72 RBIs, 103 runs, 17 homers while slugging .839... Batted .494 during her senior year of high school with 38 hits on 34 runs with 9 homers while slugging 1.012... Led the team to a 23-0-1 record before suffering an injury during her final season at Rio Mesa... Was named to the 2015 and 2017 First Team All-Ventura County and the First team Pacific View League... 2017 All-Tournament Team for the TNT National Tournament... Hit a three run walk-off home run in the championship game against the Cal A's Quales for her club team... Also lettered four years for the Rio Mesa High School girls basketball team.

Personal: Daughter of Andy and Nancy Ventura... Has two siblings, Andrew and Krystin.

BIO

Career Accolades: SEC Academic Honor Roll (2020, 2021)

As a Redshirt Sophomore (2021): Saw action in 16 games, making eight starts at third base ... Made first start of the year in the season opener against Oklahoma State, going 1-for-3 with a run scored and RBI, plating a run with a fifth inning infield single ... Collected second hit of the year, singling in the ninth inning after entering the game at third as a defensive replacement the prior frame against Liberty (March 16) ... Earned her first start since the season opener against Ole Miss (March 19), going 1-for-3, plating the game's first run on an infield single in the second inning of a 5-1 win ... Started seven consecutive games at third base from March 19-27 before missing the remainder of the year with a hand injury.

As a Redshirt Freshman (2020): Appeared in 24 games, making 18 starts at third base... Made first collegiate appearance as a pinch runner and scored against UTEP (Feb. 7)... Collected first collegiate hit in first start at FGCU (Feb. 16)... Registered first two hit game against Villanova (Feb. 28)... Hit first double against Villanova (Feb. 29)... Notched first RBI against

GAME-BY-GAME

Date	Opponent	Pos	AB	R	H	RBI	2B	3B	HR	BB	SB	CS	HBP	SAC	SF	GDP	K	PO	A	E	Avg
Feb 11	vs Oklahoma State	*3b	3	1	1	1	0	0	0	0	0	0	0	0	0	0	0	1	1	0	.333
Feb 20	at McNeese	pr	0	0	0	0	0	0	0	0	0	0	0	0	0	0	0	0	0	0	.333
Feb 25	NORTH DAKOTA	pr	0	0	0	0	0	0	0	0	0	0	0	0	0	0	0	0	0	0	.333
Feb 26	TEXAS TECH	ph	1	0	0	0	0	0	0	0	0	0	0	0	0	0	0	0	0	0	.250
Mar 05	KANSAS	pr	0	0	0	0	0	0	0	0	0	0	0	0	0	0	0	0	0	0	.250
Mar 06	NORTHWESTERN	3b	0	0	0	0	0	0	0	0	0	0	0	0	0	0	0	0	1	0	.250
Mar 09	at Central Arkansas	3b	0	0	0	0	0	0	0	0	0	0	0	0	0	0	0	0	0	0	.250
Mar 13	at South Carolina	pr	0	0	0	0	0	0	0	0	0	0	0	0	0	0	0	0	0	0	.250
Mar 16	LIBERTY	3b	1	0	1	0	0	0	0	0	0	0	0	0	0	0	0	1	3	0	.400
Mar 19	OLE MISS	*3b	3	0	1	1	0	0	0	0	0	0	0	0	0	0	0	2	4	0	.375
Mar 20	OLE MISS	*3b	3	0	0	0	0	0	0	0	0	0	0	0	0	0	2	0	5	2	.273
Mar 21	OLE MISS	*3b	2	0	0	0	0	0	0	0	0	0	0	0	0	0	2	1	1	0	.231
Mar 23	at Kansas City	*3b	3	0	0	0	0	0	0	0	0	0	0	0	0	0	2	1	5	0	.188
Mar 24	at Kansas	*3b	2	0	0	0	0	0	0	0	0	0	0	0	0	0	1	2	0	0	.167
Mar 26	MISSISSIPPI STA	*3b	2	0	0	0	0	0	0	0	0	0	0	0	0	0	1	3	1	0	.150
Mar 27	MISSISSIPPI STA	*3b	0	0	0	0	0	0	0	0	0	0	0	0	0	0	0	0	1	2	.150
Totals		8gs	20	1	3	2	0	0	0	0	0	0	0	0	0	0	8	11	22	4	.150

On base pct. .150 • Slugging pct. .150

Valerie Ventura Career Stats

Year	avg	gp-gs	ab	r	h	2b	3b	hr	rbi	tb	slg%	bb	hbp	so	qdp	ob%	sf	sh	sb-att	po	a	e	fld%
2020	.263	24-18	38	10	10	1	0	0	6	11	.289	2	0	10	2	.300	0	3	0-0	10	39	4	.925
2021	.150	16-8	20	1	3	0	0	0	2	3	.150	0	0	8	0	.150	0	0	0-0	11	22	4	.892
TOTAL	.224	40-26	58	11	13	1	0	0	8	14	.241	2	0	18	2	.250	0	3	0-0	21	61	8	.911



LARISSA CESENA • Suh-SANE-ya

INF/OF • R/R • 5-7 • Redshirt Junior
Riverside, Calif. • Martin Luther King HS

3

SEASON HIGHS

Category	No.	Opponent (Last)	Date
Hits	-	-	-
Doubles	-	-	-
Triples	-	-	-
Home Runs	-	-	-
Total Bases	-	-	-
RBI's	-	-	-
Runs	-	-	-
Walks	-	-	-
ABs	-	-	-

CAREER HIGHS

Category	No.	Opponent (Last)	Date
Hits	1	6x (Auburn)	4/3/21
Doubles	1	Auburn	4/3/21
Triples	-	-	-
Home Runs	-	-	-
Total Bases	2	Auburn	4/3/21
RBI's	1	(2x) Kansas City	3/23/21
Runs	2	Georgia	4/16/21
Walks	1	5x (Georgia)	4/16/21
ABs	3	2x (North Dakota St.)	2/25/21

BIO CONTINUED

As a Freshman (2019): Was granted a medical redshirt for her first season at Arkansas.

Prior to Arkansas: Ranked No. 48 in the final FloSoftball Hot 100... Led Martin Luther King High School to four appearances to the CIF playoffs, earning team MVP honors after her junior season... As a member of the Explosion Travel ball team, was part of a top-eight finish at PGF Nationals in 2016... Was also a member of her school's track team and owns two school records.

Persona: Daughter of Eddie and Misti Cesena... Has two younger brothers, Seth and Luke... Aunt, Mia Cesena, played softball at Loyola Marymount (2006-09) and was a two-time all-conference selection... Majoring in Recreation and Sports Management... Goes by the nickname, Lari... Has over 55k followers on Tik Tok (@Lariluv) and post of this year's videoboard shoot has over 980k views.

BIO

Career Accolades: SEC Academic Honor Roll (2021)

As a Redshirt Sophomore (2021): Saw action in 47 games, making five starts: four in right field and one in center field ... Utilized primarily as a defensive replacement in right field or pinch runner ... Did not commit an error on 15 chances ... Made all five starts in the season's first month, and started in center field on opening day for the first time in her career against Oklahoma State (Feb. 11) ... Went 1-for-2, hitting the first double of her career at Auburn (April 3).

As a Redshirt Freshman (2020): Played in nine games and made one start at second base... Went 2-for-8 at the plate, scored three runs and drew one walk... In collegiate debut hit a pinch hit single and scored a run against UTEP (Feb. 7)... Made first start at second base against Bradley (Feb. 7)... Scored game tying run in the bottom of the seventh inning in a come-from-behind win over Kansas (March 10).

GAME-BY-GAME

Date	Opponent	Pos	AB	R	H	RBI	2B	3B	HR	BB	SB	CS	HBP	SAC	SF	GDP	K	PO	A	E	Avg
Feb 11	vs Oklahoma State	*of	2	0	0	0	0	0	0	0	0	0	0	0	0	0	2	0	0	0	.000
Feb 20	at McNeese	pr	0	0	0	0	0	0	0	0	0	0	0	0	0	0	0	0	0	0	.000
Feb 21	at McNeese	pr	0	1	0	0	0	0	0	0	0	0	0	0	0	0	0	0	0	0	.000
Feb 22	at UT Arlington-2	pr	0	0	0	0	0	0	0	0	0	0	0	0	0	0	0	0	0	0	.000
Feb 25	NORTH DAKOTA	*of	2	0	1	1	0	0	0	0	0	0	0	0	0	0	1	0	0	0	.250
Feb 25	NORTH DAKOTA	*of	3	0	0	0	0	0	0	0	0	0	0	0	0	0	1	0	0	0	.143
Feb 26	TEXAS TECH	*of	1	1	0	0	0	0	0	1	0	0	0	0	0	0	1	0	0	0	.125
Feb 26	SOUTHEAST MIS	*of	2	0	0	0	0	0	0	0	0	0	0	1	0	0	0	1	0	0	.100
Feb 28	TEXAS TECH	pr	0	0	0	0	0	0	0	0	0	0	0	0	0	0	0	0	0	0	.100
Mar 04	DRAKE-1	of	0	0	0	0	0	0	0	0	0	0	0	0	0	0	0	1	0	0	.100
Mar 04	DRAKE-2	pr	0	1	0	0	0	0	0	0	0	0	0	0	0	0	0	0	0	0	.100
Mar 05	KANSAS	of	0	0	0	0	0	0	0	0	0	0	0	0	0	0	0	0	0	0	.100
Mar 06	NORTHWESTERN	ph/of	0	0	0	0	0	0	0	1	0	0	0	0	0	0	0	0	0	0	.100
Mar 12	at South Carolina	pr/of	0	0	0	0	0	0	0	0	0	0	0	1	0	0	0	1	0	0	.100
Mar 13	at South Carolina	of	0	0	0	0	0	0	0	0	0	0	0	0	0	0	0	0	0	0	.100
Mar 14	at South Carolina	pr/of	0	0	0	0	0	0	0	1	0	0	0	0	0	0	0	1	0	0	.100
Mar 16	LIBERTY	pr/of	0	0	0	0	0	0	0	0	0	0	0	0	0	0	0	0	0	0	.100
Mar 19	OLE MISS	of	0	0	0	0	0	0	0	0	0	0	0	0	0	0	0	1	0	0	.100
Mar 20	OLE MISS	of	0	0	0	0	0	0	0	0	0	0	0	0	0	0	0	0	0	0	.100
Mar 21	OLE MISS	of	0	0	0	0	0	0	0	0	0	0	0	0	0	0	0	0	0	0	.100
Mar 23	at Kansas City	of	2	1	1	1	0	0	0	0	0	0	0	0	0	0	0	0	0	0	.167
Mar 24	at Kansas	pr/of	2	0	1	0	0	0	0	0	0	0	0	0	0	0	0	1	2	0	.214
Mar 26	MISSISSIPPI STA	of	0	0	0	0	0	0	0	0	0	0	0	0	0	0	0	0	0	0	.214
Mar 27	MISSISSIPPI STA	pr/of	0	1	0	0	0	0	0	0	0	0	0	0	0	0	0	0	0	0	.214
Mar 28	MISSISSIPPI STA	of	0	0	0	0	0	0	0	0	0	0	0	0	0	0	0	0	0	0	.214
Apr 01	at Auburn	ph/of	1	0	0	0	0	0	0	0	0	0	0	0	0	0	1	0	0	0	.200
Apr 02	at Auburn	pr/of	1	0	0	0	0	0	0	0	0	0	0	0	0	0	1	0	0	0	.188
Apr 03	at Auburn	of	2	0	1	0	1	0	0	0	0	0	0	0	0	0	0	1	0	0	.222
Apr 06	MISSOURI STATE	of	1	0	0	0	0	0	0	0	0	0	0	0	0	0	1	0	0	0	.211
Apr 09	ALABAMA	pr/of	0	0	0	0	0	0	0	0	0	0	0	0	0	0	0	0	0	0	.211
Apr 10	ALABAMA	of	2	0	0	0	0	0	0	0	0	0	0	0	0	0	1	0	0	0	.190
Apr 11	ALABAMA	of	1	0	0	0	0	0	0	0	0	0	0	0	0	0	0	1	0	0	.182
Apr 16	at Georgia	pr/of	0	2	0	0	0	0	0	1	0	0	0	0	0	0	0	1	0	0	.182
Apr 17	at Georgia	of	2	0	0	0	0	0	0	0	0	0	0	0	0	0	2	3	0	0	.167
Apr 18	at Georgia	pr/of	0	0	0	0	0	0	0	0	0	0	0	0	0	0	0	0	0	0	.167
Apr 21	CENTRAL ARKAN	pr/of	1	0	0	0	0	0	0	0	0	0	0	0	0	0	0	0	0	0	.160
Apr 24	MISSOURI	of	0	0	0	0	0	0	0	0	0	0	0	0	0	0	0	1	0	0	.160
Apr 25	MISSOURI	of	0	0	0	0	0	0	0	0	0	0	0	0	0	0	0	0	0	0	.160
Apr 26	MISSOURI	of	1	0	0	0	0	0	0	0	0	0	0	0	0	0	1	0	0	0	.154
May 01	at LSU	of	0	0	0	0	0	0	0	0	0	0	0	0	0	0	0	0	0	0	.154
May 03	at LSU	pr/of	0	0	0	0	0	0	0	0	0	0	0	0	0	0	0	0	0	0	.154
May 13	vs Tennessee	pr/of	0	0	0	0	0	0	0	0	0	0	0	0	0	0	0	0	0	0	.154
May 21	MANHATTAN	pr	0	0	0	0	0	0	0	0	0	0	0	0	0	0	0	0	0	0	.154
May 22	SOUTH DAKOTA	pr/of	1	0	0	0	0	0	0	0	0	0	0	0	0	0	0	0	0	0	.148
May 23	STANFORD	pr/of	2	1	0	0	0	0	0	0	0	0	0	0	0	0	1	2	0	0	.138
May 29	ARIZONA	of	0	0	0	0	0	0	0	0	0	0	0	0	0	0	0	0	0	0	.138
Totals		5gs	29	8	4	2	1	0	0	4	0	0	1	2	0	0	15	15	0	0	.138

On base pct. .265 • Slugging pct. .172

Larissa Cesena Career Stats

Year	avg	gp-gs	ab	r	h	2b	3b	hr	rbi	tb	slg%	bb	hbp	so	gdp	ob%	sf	sh	sb-att	po	a	e	fld%
2020	.250	9-1	8	3	2	0	0	0	0	2	.250	1	0	2	0	.333	0	0	0-0	1	2	0	1.000
2021	.138	47-5	29	8	4	1	0	0	2	5	.172	4	1	15	0	.265	0	2	0-0	15	0	0	1.000
TOTAL	.162	56-6	37	11	6	1	0	0	2	7	.189	5	1	17	0	.279	0	2	0-0	16	2	0	1.000



MARY HAFF

RHP • R/R • 5-10 • Redshirt Senior
Winter Haven, Fla. • Lake Region HS

4

SEASON HIGHS

Category	No.	Opponent (Last)	Date
Innings	-	-	-
Longest Start	-	-	-
Shortest Start	-	-	-
Longest Relief	-	-	-
Hits	-	-	-
Runs	-	-	-
Earned Runs	-	-	-
Walks	-	-	-
Strikeouts	-	-	-
Pitches	-	-	-

CAREER HIGHS

Category	No.	Opponent (Last)	Date
Innings	10.0	Liberty	3/16/21
Longest Start	10.0	Liberty	3/16/21
Shortest Start	0.1	Ole Miss	3/9/19
Longest Relief	8.2	McNeese	2/20/21
Hits	10	LSU	5/4/18
Runs	7	UTA	3/26/19
Earned Runs	5	4x (Missouri)	4/25/21
Walks	6	McNeese	2/21/21
Strikeouts	16	Furman	4/14/19
Pitches	149	McNeese	2/20/21

BIO CONTINUED

high 6.1 innings of shutout ball, allowing two hits against Montana (Feb. 22).

As a Sophomore (2019): Recorded seven shutouts and three one-hitter performances... Started the season throwing 20 consecutive innings without allowing a run... Recorded a career-high and tied the program single-game record with 16 strikeouts in 7.2 innings against Furman (April 14)... Posted five 10+ strikeout performances... tied for most saves in a season in school history.

As a Freshman (2018): 29 wins is a single-season program best... Threw the seventh no-hitter in program history in a 9-0 win over Northern Colorado (March 2)... Registered seven one-hitters ... Had 12 outings posting seven or more strikeouts coupled with one or fewer walks... Tallied three wins without allowing a run in 18.2 innings, including a pair of complete-game shutouts over DePaul (May 18) and Wichita State (May 19) in the NCAA Fayetteville Regional.

Personal: Daughter of Ron and Tula Haff... Majoring in Pre Med ... Broke her ankle during prime recruiting year in high school, Deifel saw her at a premier tournament in Colorado and said "I went and saw her and was like, 'Holy crap, she's still available.'"

BIO

Career Accolades: SEC Co-Pitcher of the Year (2021)... NFCA First Team All-American (2021)... All-SEC First Team (2021)... USA Softball Player of the Year Top 10 Finalist (2021)... NFCA Second Team All-South Region (2018)... NFCA Third Team All-South Region (2019)... All-SEC Second Team (2018)... SEC All-Tournament Team (2018)... SEC All-Freshman Team (2018)... SEC Pitcher of the Week (2019, 2021)... SEC Freshman of the Week (3x, 2018)... Preseason All-SEC (2019)... USA Softball Collegiate Player of the Year Top 50 Watchlist (2019)... NFCA National Freshman of the Year Finalist (2018)

As a Redshirt Junior (2021): First Arkansas pitcher to earn First Team All-American honors ... First pitcher in Razorback history to earn SEC Pitcher of the Year honors ... Ranked first in league-only games in wins (11), saves (4) and appearances (19) and fourth in strikeouts (79) and fourth in ERA (2.01) among pitchers who threw at least 80.0 innings ... Nationally, placed seventh in wins (26) and saves (5), 30th in strikeouts and 36th in ERA ... Tied the school single-season record in saves ... In relief went 9-0 in 15 appearances with a 0.72 ERA (48.1 IP/5 ER) and 50 strikeouts ... Threw second no-hitter of her career and struck out six over 5.0 innings against Texas Tech (Feb. 26), and was one error away from a perfect game ... During the NCAA Tournament Regionals, did not allow a run and went 3-0, throwing 17.0 innings.


As a Junior (2020): Struck out a season-high 12 vs. UIC (Feb. 15)... Ranked ninth in the SEC in strikeout-to-walk ratio (3.64), 13th in strikeouts per seven innings (7.6) and 15th in ERA Recorded a three inning save, strikingout out four vs. Furman (Feb. 15)... Threw a season-

GAME-BY-GAME

Date	Opponent	GS	IP	H	R	ER	BB	SO	2B	3B	HR	WP	BK	HBP	IBB	Score	W-L	Sv	ERA	NP
Feb 11	vs Oklahoma State	*	3.0	4	4	1	1	5	0	0	1	0	0	0	0	11-12	0-1	0	2.33	65
Feb 20	at McNeese	*	8.2	6	0	0	4	9	0	0	0	1	0	1	0	6-4	1-1	0	0.60	149
Feb 21	vs Baylor	*	7.0	3	2	2	0	7	0	0	1	0	0	0	0	7-2	2-1	0	1.12	81
Feb 21	at McNeese	*	4.0	1	1	1	6	2	0	0	0	0	0	1	0	3-1	3-1	0	1.24	80
Feb 22	at UT Arlington-2	*	0.1	0	0	0	0	0	0	0	0	0	0	0	0	4-3	3-1	1	1.22	3
Feb 25	NORTH DAKOTA	*	7.0	2	0	0	2	10	0	0	0	0	0	0	0	5-0	4-1	1	0.93	100
Feb 26	TEXAS TECH	*	5.0	0	0	0	0	6	0	0	0	0	0	0	0	9-0	5-1	1	0.80	61
Feb 28	TEXAS TECH	*	6.0	3	0	0	0	4	1	0	0	0	0	0	0	8-0	6-1	1	0.68	59
Mar 04	DRAKE-1	*	4.0	5	2	2	3	4	2	0	0	0	0	0	0	6-3	6-1	1	0.93	74
Mar 04	DRAKE-2	*	2.2	3	2	1	0	5	0	0	0	0	0	1	0	6-4	7-1	1	1.03	35
Mar 05	KANSAS	*	4.2	2	0	0	0	7	1	0	0	0	0	0	0	8-3	8-1	1	0.94	70
Mar 06	NORTHWESTERN	*	4.0	1	0	0	0	6	0	0	0	0	0	0	0	13-2	9-1	1	0.87	56
Mar 09	at Central Arkansas	*	7.0	8	1	1	1	11	0	0	1	0	0	0	0	4-1	10-1	1	0.88	119
Mar 12	at South Carolina	*	7.0	6	1	1	0	10	0	0	0	0	0	0	0	4-1	11-1	1	0.90	97
Mar 13	at South Carolina	*	5.0	3	1	1	1	4	0	0	0	0	0	0	0	7-5	12-1	1	0.93	59
Mar 14	at South Carolina	*	2.2	0	0	0	0	2	0	0	0	0	0	0	0	3-2	12-1	2	0.90	17
Mar 16	LIBERTY	*	10.0	6	2	2	0	9	0	0	1	0	0	0	0	0-2	12-2	2	0.95	118
Mar 19	OLE MISS	*	7.0	7	1	0	0	4	1	0	0	0	0	1	0	5-1	13-2	2	0.88	94
Mar 20	OLE MISS	*	1.2	0	0	0	0	4	0	0	0	0	0	1	0	3-2	14-2	2	0.87	28
Mar 24	at Kansas	*	6.0	3	4	3	1	9	0	0	2	0	0	1	0	7-4	15-2	2	1.02	99
Mar 26	MISSISSIPPI STA	*	5.2	4	0	0	1	4	1	0	0	0	0	1	0	2-0	16-2	2	0.97	75
Mar 27	MISSISSIPPI STA	*	1.2	0	0	0	1	2	0	0	0	0	0	0	1	8-7	16-2	3	0.95	20
Mar 28	MISSISSIPPI STA	*	7.0	4	3	3	2	9	0	0	2	0	0	0	0	4-3	17-2	3	1.08	113
Apr 01	at Auburn	*	7.0	3	1	1	1	4	0	0	0	0	0	0	0	6-1	18-2	3	1.07	89
Apr 09	ALABAMA	*	3.2	6	5	5	0	3	1	0	2	0	0	0	0	3-5	18-3	3	1.32	63
Apr 11	ALABAMA	*	0.1	0	0	0	0	0	0	0	0	0	0	0	0	0-2	18-3	3	1.31	2
Apr 16	at Georgia	*	3.0	4	1	1	0	5	0	0	1	0	0	1	0	10-3	18-3	4	1.34	50
Apr 17	at Georgia	*	7.0	3	2	2	1	5	1	0	1	0	0	1	0	5-2	19-3	4	1.37	73
Apr 18	at Georgia	*	0.2	0	0	0	0	1	0	0	0	0	0	0	0	5-2	19-3	5	1.36	8
Apr 21	CENTRAL ARKAN	*	3.2	8	4	1	2	2	1	0	0	0	0	0	1	7-6	20-3	5	1.38	80
Apr 24	MISSOURI	*	5.0	6	5	5	4	6	2	1	1	0	0	0	0	3-6	20-4	5	1.57	97
Apr 26	MISSOURI	*	6.1	8	4	4	1	5	1	0	2	0	0	0	0	8-4	21-4	5	1.69	115
May 01	at LSU	*	7.0	4	0	0	0	4	0	0	0	0	0	0	1	1-0	22-4	5	1.61	93
May 03	at LSU	*	6.0	4	2	2	2	3	0	0	0	0	0	0	1	0-2	22-5	5	1.64	95
May 03	at LSU	*	3.1	1	0	0	1	4	0	0	0	0	0	0	0	4-1	23-5	5	1.61	50
May 13	vs Tennessee	*	7.0	2	1	1	0	5	1	0	1	0	0	0	0	0-1	23-6	5	1.58	79
May 21	MANHATTAN	*	5.0	2	0	0	1	5	0	0	0	0	0	0	0	8-0	24-6	5	1.54	59
May 22	SOUTH DAKOTA	*	6.0	4	0	0	1	7	1	0	0	0	0	0	0	4-0	25-6	5	1.49	85
May 23	STANFORD	*	6.0	5	0	0	0	3	0	0	0	0	0	1	0	7-3	26-6	5	1.44	74
May 28	ARIZONA	*	4.1	7	5	4	2	3	0	0	2	0	0	0	0	4-10	26-7	5	1.55	84
Totals			25	198.1	138	54	44	39	198	14	1	18	2	0	12	2209-11	26-7	5	1.55	-

Mary Haff Career Stats

Year	era	w-l	app	gs	cq	sho	sv	ip	h	r	er	bb	so	2b	3b	hr	bf	bavq	wp	hbp	bk	sfa	sha
2018	1.51	29-7	45	31	19	11/1	2	213.1	118	53	46	44	249	16	1	20	827	.157	9	20	0	0	11
2019	1.88	18-11	41	26	11	7/0	5	160.1	112	63	43	32	180	19	1	14	665	.190	9	29	0	2	14
2020	1.89	4-1	13	6	1	0/1	1	37.0	32	15	10	11	40	4	2	6	157	.227	1	3	0	1	1
2021	1.55	26-7	40	25	15	5/2	5	198.1	138	54	44	39	198	14	1	18	786	.192	2	12	0	4	11
TOTAL	1.64	77-26	139	88	46	23/4	13	609.0	400	185	143	126	667	53	5	58	2435	.182	21	64	0	7	37



LAUREN HOWELL

RHP • R/R • 5-7 • Sophomore
Jefferson City, Mo. • Helias Catholic HS

5

SEASON HIGHS

Category	No.	Opponent (Last)	Date
Innings	-	-	-
Longest Start	-	-	-
Shortest Start	-	-	-
Longest Relief	-	-	-
Hits	-	-	-
Runs	-	-	-
Earned Runs	-	-	-
Walks	-	-	-
Strikeouts	-	-	-
Pitches	-	-	-

CAREER HIGHS

Category	No.	Opponent (Last)	Date
Innings	4.1	2x (Drake)	3/4/21
Longest Start	4.1	2x (Drake)	3/4/21
Shortest Start	3.1	McNeese	2/20/21
Longest Relief	2.2	Oklahoma State	2/11/21
Hits	6	2x (Northwestern St.)	3/5/21
Runs	4	2x (UTA)	2/22/21
Earned Runs	3	3x (UTA)	2/22/21
Walks	5	UTA	2/22/21
Strikeouts	3	Southeast Missouri	2/26/21
Pitches	85	UTA	2/22/21

BIO CONTINUED

Prior to Arkansas: Finished Helias Catholic High School career with a 1.40 ERA, 47-11 record and 646 strikeouts ... Rated the No. 31 overall prospect in the 2020 class by Extralnnings and No. 40 by FloSoftball ... Tabled the No. 15 pitcher in her class by Extralnnings ... Named to the Class 3A All-State First Team as a sophomore and junior ... Selected to the Class 3A All-Region First team as a sophomore and junior ... Three-time First Team All-District selection ... Earned Academic All-State recognition as a junior and senior and was on the honor roll all four years of high school ... Went 4-0 inside the circle and recorded two saves over 34 innings pitched in her injury-shortened senior campaign ... Compiled a 1.44 ERA with 67 strikeouts to 12 walks ... Part of a Crusader team that captured the 2019 Class 3 state championship ... As a junior compiled a 0.64 ERA in 132 innings with 214 strikeouts ... Played travel ball for the DeMarini Aces ... Struck out 214 with a 1.50 ERA for the Aces in 2019.

Personal: Daughter of Jay and Rachel Howell ... Has two younger siblings, Hayden and Harper ... Plans to major in business ... After her playing career, wants to take over the family business, Howell's Carpet ... Competed in dance and cheerleading prior to playing softball/

BIO

Career Accolades: SEC First-Year Academic Honor Roll (2021)

As a Freshman (2021): Made her collegiate debut in the season opener, working 2.0 innings and yielding four runs (three earned) on five hits with a strikeout against Oklahoma State (Feb. 11) ... Earned first start, recording a no decision, and tossed 3.1 innings allowing three runs on one hit, three walks and two hit batsmen at McNeese (Feb. 20, Game 2) ... Registered first career win in second start at UTA (Feb. 22, Game 1), throwing 4.1 innings and surrendering four runs (three earned) on two hits, five walks and one hit batter ... Tied the longest outing of the season and made her final non-conference start, receiving a no decision against Drake (March 4, Game 2) hurling 4.1 innings allowing two runs on six hits with a strikeout ... Started her first SEC game, firing 2.0 innings with three runs allowed (two earned) on one hit and two walks and struck out two at South Carolina (March 13) ... Did not make an appearance for 43 days until seeing her final action of the year in relief against Missouri (April 25), working 1.0 inning and allowing two earned runs on a home run, her first given up all season.

GAME-BY-GAME

Date	Opponent	GS	IP	H	R	ER	BB	SO	2B	3B	HR	WP	BK	HBP	IBB	Score	W-L	Sv	ERA	NP
Feb 11	vs Oklahoma State		2.2	5	4	3	0	1	2	0	0	1	0	0	0	11-12	0-0	0	7.88	51
Feb 20	at McNeese	*	3.1	1	3	3	3	0	0	0	0	0	0	2	0	4-7	0-0	0	7.00	55
Feb 22	at UT Arlington-1	*	4.1	2	4	3	5	0	2	0	0	1	0	1	0	10-6	1-0	0	6.10	85
Feb 26	SOUTHEAST MIS		2.2	2	1	1	0	3	0	0	0	1	0	0	0	9-3	1-0	0	5.38	41
Mar 04	DRAKE-2	*	4.1	6	2	2	0	1	0	0	0	0	0	0	0	6-4	1-0	0	4.85	64
Mar 05	NORTHWESTERN		2.0	6	1	0	1	1	0	0	0	0	0	0	0	13-5	2-0	0	4.34	43
Mar 13	at South Carolina	*	2.0	1	3	2	2	2	1	0	0	1	0	1	0	7-5	2-0	0	4.59	46
Apr 25	MISSOURI		1.0	2	2	2	0	1	0	0	1	1	0	0	0	1-10	2-0	0	5.01	23
Totals			4	22.1	25	20	16	11	9	5	0	1	5	0	4	61-52	2-0	0	5.01	-

Lauren Howell Career Stats

Year	era	w-l	app	qs	cq	sho	sv	ip	h	r	er	bb	so	2b	3b	hr	bf	bavq	wp	hbp	bk	sfa	sha
2021	5.01	2-0	8	4	0	0/0	0	22.1	25	20	16	11	9	5	0	1	109	.269	5	4	0	0	1
TOTAL	5.01	2-0	8	4	0	0/0	0	22.1	25	20	16	11	9	5	0	1	109	.269	5	4	0	0	1



CALLY KILDOW • Kill-DOW

UTL • R/R • 5-7 • Sophomore
Gravette, Ark. • Gravette HS

6

SEASON HIGHS

Category	No.	Opponent (Last)	Date
Hits	-	-	-
Doubles	-	-	-
Triples	-	-	-
Home Runs	-	-	-
Total Bases	-	-	-
RBI's	-	-	-
Runs	-	-	-
Walks	-	-	-
AB's	-	-	-

CAREER HIGHS

Category	No.	Opponent (Last)	Date
Hits	-	-	-
Doubles	-	-	-
Triples	-	-	-
Home Runs	-	-	-
Total Bases	-	-	-
RBI's	-	-	-
Runs	1	11x (Stanford)	5/23/21
Walks	-	-	-
AB's	-	-	-

BIO CONTINUED

185 innings pitched in the 2017 season are the fifth most in a single season in state history ... Two-time all-state selection and 2017 MaxPreps All-American ... Was only able to play in one game her senior season due to the COVID-19 pandemic ... As a junior hit .464 (39-for-84) with seven doubles, one triple, 19 runs scored and 24 RBI over 26 games played ... Slashed .464/.473/.571 ... Made 20 pitching appearances, tossed 61 innings of work and went 4-5 with seven saves and 80 strikeouts ... Was not 100% due to an injury suffered the prior year ... Missed entire sophomore season due to a broken bone which was suffered during a state tournament basketball game ... Played travel ball for the DeMarini Aces and garnered USA Elite All-American honors in 2014 ... Also played basketball for two seasons at Gravette and averaged 11.0 points per game ... Additionally competed in track and field for Gravette.

Personal: Has two siblings, McCoy and Sydney ... Plans on majoring in business and working in the fashion design industry after graduation.

BIO

Career Accolades: SEC First-Year Academic Honor Roll (2021)

As a Freshman (2021): Appeared in 28 games as a pinch runner scoring 12 runs, also saw action in two games in right field, but did not record any fielding statistics ... Made collegiate debut in the season opener, scoring a run against Oklahoma State (Feb. 11) ... Stole her first career base against Kansas (March 5) ... Scored three runs in the NCAA Tournament against Manhattan (May 21), Stanford (May 23) and Arizona (May 28).

Prior to Arkansas: Three-time letter winner at Gravette High School for head coach Taos Jones ... Posted a career ERA of 1.14 and a .448 batting average ... In addition to her pitching duties, played shortstop and third base ... Rated No. 57 in the FloSoftball Hot 100 and No. 121 prospect by Extralnnings ... Ranks inside the top-10 in numerous Arkansas state high school single-season records ... Her 331 strikeouts in 2017 ranks third-most in a single-season in Arkansas state history ... Her 16 shutouts in 2017 rank second all-time in a single-season and her three no-hitters that season is tied for 10th-most ... Her

GAME-BY-GAME

Date	Opponent	Pos	AB	R	H	RBI	2B	3B	HR	BB	SB	CS	HBP	SAC	SF	GDP	K	PO	A	E	Avg
Feb 11	vs Oklahoma State	pr	0	1	0	0	0	0	0	0	0	0	0	0	0	0	0	0	0	0	.000
Feb 20	at McNeese	pr	0	0	0	0	0	0	0	0	0	0	0	0	0	0	0	0	0	0	.000
Feb 22	at UT Arlington-2	pr	0	0	0	0	0	0	0	0	0	0	0	0	0	0	0	0	0	0	.000
Feb 25	NORTH DAKOTA	pr	0	1	0	0	0	0	0	0	0	0	0	0	0	0	0	0	0	0	.000
Feb 25	NORTH DAKOTA	pr	0	0	0	0	0	0	0	0	0	0	0	0	0	0	0	0	0	0	.000
Feb 26	SOUTHEAST MIS	pr	0	1	0	0	0	0	0	0	0	0	0	0	0	0	0	0	0	0	.000
Feb 28	TEXAS TECH	pr	0	1	0	0	0	0	0	0	0	0	0	0	0	0	0	0	0	0	.000
Mar 04	DRAKE-1	pr	0	1	0	0	0	0	0	0	0	0	0	0	0	0	0	0	0	0	.000
Mar 05	KANSAS	pr	0	0	0	0	0	0	0	0	1	0	0	0	0	0	0	0	0	0	.000
Mar 12	at South Carolina	pr	0	0	0	0	0	0	0	0	0	0	0	0	0	0	0	0	0	0	.000
Mar 13	at South Carolina	pr	0	0	0	0	0	0	0	0	0	0	0	0	0	0	0	0	0	0	.000
Mar 16	LIBERTY	pr	0	0	0	0	0	0	0	0	0	0	0	0	0	0	0	0	0	0	.000
Mar 19	OLE MISS	pr	0	1	0	0	0	0	0	0	0	0	0	0	0	0	0	0	0	0	.000
Mar 21	OLE MISS	pr	0	1	0	0	0	0	0	0	0	0	0	0	0	0	0	0	0	0	.000
Mar 28	MISSISSIPPI STA	pr	0	0	0	0	0	0	0	0	0	0	0	0	0	0	0	0	0	0	.000
Apr 10	ALABAMA	pr	0	1	0	0	0	0	0	0	0	0	0	0	0	0	0	0	0	0	.000
Apr 11	ALABAMA	pr	0	0	0	0	0	0	0	0	0	0	0	0	0	0	0	0	0	0	.000
Apr 17	at Georgia	pr	0	0	0	0	0	0	0	0	0	0	0	0	0	0	0	0	0	0	.000
Apr 18	at Georgia	pr	0	0	0	0	0	0	0	0	0	0	0	0	0	0	0	0	0	0	.000
Apr 21	CENTRAL ARKAN	pr/of	0	0	0	0	0	0	0	0	0	0	0	0	0	0	0	0	0	0	.000
Apr 24	MISSOURI	pr/of	0	0	0	0	0	0	0	0	0	0	0	0	0	0	0	0	0	0	.000
May 01	at LSU	pr	0	1	0	0	0	0	0	0	0	0	0	0	0	0	0	0	0	0	.000
May 03	at LSU	pr	0	0	0	0	0	0	0	0	0	0	0	0	0	0	0	0	0	0	.000
May 13	vs Tennessee	pr	0	0	0	0	0	0	0	0	0	0	0	0	0	0	0	0	0	0	.000
May 21	MANHATTAN	pr	0	1	0	0	0	0	0	0	0	0	0	0	0	0	0	0	0	0	.000
May 22	SOUTH DAKOTA	pr	0	0	0	0	0	0	0	0	0	0	0	0	0	0	0	0	0	0	.000
May 23	STANFORD	pr	0	1	0	0	0	0	0	0	0	0	0	0	0	0	0	0	0	0	.000
May 28	ARIZONA	pr	0	1	0	0	0	0	0	0	0	0	0	0	0	0	0	0	0	0	.000
Totals		Ogs	0	12	0	0	0	0	0	0	0	1	0	0	0	0	0	0	0	0	.000

On base pct. .000 • Slugging pct. .000

Cally Kildow Career Stats

Year	avg	qp-gs	ab	r	h	2b	3b	hr	rbi	tb	slg%	bb	hbp	so	gdp	ob%	sf	sh	sb-att	po	a	e	fld%
2021	.000	28-0	0	12	0	0	0	0	0	0	.000	0	0	0	0	.000	0	0	1-1	0	0	0	.000
TOTAL	.000	28-0	0	12	0	0	0	0	0	0	.000	0	0	0	0	.000	0	0	1-1	0	0	0	.000



CHENISE DELCE

RHP/UTL • R/R • 5-5 • Redshirt Junior
Oklahoma City, Okla. • Tulsa (Carl Albert HS)

7

SEASON HIGHS

Category	No.	Opponent (Last)	Date
Innings	-	-	-
Longest Start	-	-	-
Shortest Start	-	-	-
Longest Relief	-	-	-
Hits	-	-	-
Runs	-	-	-
Earned Runs	-	-	-
Walks	-	-	-
Strikeouts	-	-	-
Pitches	-	-	-

CAREER HIGHS

Category	No.	Opponent (Last)	Date
Innings	9.0*	Iowa	2/9/19
Longest Start	9.0*	Iowa	2/9/19
Shortest Start	1.0*	Memphis	4/18/21
Longest Relief	4.2*	Omaha	3/6/21
Hits	8*	USF	4/9/21
Runs	9*	Texas A&M	2/26/21
Earned Runs	7*	Texas A&M	2/26/21
Walks	6*	Texas State	2/23/20
Strikeouts	13*	East Carolina	4/23/21
Pitches	134*	Northern Iowa	3/1/19

SEASON HIGHS

Category	No.	Opponent (Last)	Date
Hits	-	-	-
Doubles	-	-	-
Triples	-	-	-
Home Runs	-	-	-
Total Bases	-	-	-
RBI's	-	-	-
Runs	-	-	-
Walks	-	-	-
AB's	-	-	-

CAREER HIGHS

Category	No.	Opponent (Last)	Date
Hits	3*	3x (Wichita State)	4/30/21
Doubles	1*	6x (East Carolina)	4/23/21
Triples	-	-	-
Home Runs	1*	8x (Wichita State)	5/14/21
Total Bases	6*	Eastern Kentucky	2/7/20
RBI's	3*	East Carolina	4/12/19
Runs	2*	North Dakota	2/17/19
Walks	3*	East Carolina	4/23/21
AB's	4*	25x (Houston)	5/13/21

*At Tulsa

Chenise Delce Career Stats - Arkansas Only


BIO

Career Accolades: First Team All-American Conference (2019, 2021), NFCA All-Region Second Team (2019, 2021), AAC All-Tournament Team (2021), AAC Rookie of the Year (2019), NFCA Freshman of the Year Top 25 Finalist (2019).

At Tulsa (2019-21): Played at Tulsa for three seasons (2019-21)... Named First Team All-American Athletic Conference in 2019 and 2021 ... Two-time NFCA All-Region Second Team selection in 2019 and 2021 ... 2021 AAC All-Tournament Team ... 2019 AAC Rookie of the Year ... In 2019 was a Top 25 Finalist for the NFCA Freshman of the Year award ... In 2021, led Tulsa throwing 83.0 innings and went 7-6 inside the circle with a 2.95 ERA and 107 strikeouts to 21 walks ... Ranked second in the AAC in strikeout-to-walk ratio (4.12), third in strikeouts per seven innings (8.4) and fifth in total strikeouts ... During the COVID-19 shortened 2020 season, went 6-3 in 63.0 innings pitched accumulating a 2.00 ERA and 48 strikeouts ... As a freshman in 2019, led the Tulsa staff with a 15-6 record posting a 1.63 ERA and 124 strikeouts over 141.2 innings ... Racked up three games of at least 10 strikeouts ... Shutout Arkansas in the Stillwater Regional ... Also hit for the Golden Hurricane, posted a career slash line of .268/361/.375 with 75 hits, eight home runs and 51 RBIs.

High School: Two-time state champion with a 5A championship as a senior at Carl Albert HS and a 6A title as a sophomore at Choctaw HS ... As a senior she recorded 233 strikeouts in 114 innings and allowed just six earned runs for a 0.36 ERA ... Also hit .435 and took home several postseason honors as she was named all-state, all-region, District 5A-1 Pitcher of the Year and first-team Big All-City by The Oklahoman ... During her other championship season as a sophomore, she piled up 257 strikeouts in 202 innings and recorded a 1.17 ERA ... For her efforts, she was named Big All-City Player of the Year, MVP of the state tournament and the District 6A-1 Pitcher of the Year ... Also played club ball for the Oklahoma Athletics.

GAME-BY-GAME



KB SIDES

OF • L/R • 5-7 • Redshirt Senior
Dora, Ala. • Alabama (Sumiton Christian HS)

8

SEASON HIGHS

Category	No.	Opponent (Last)	Date
Hits	-	-	-
Doubles	-	-	-
Triples	-	-	-
Home Runs	-	-	-
Total Bases	-	-	-
RBIs	-	-	-
Runs	-	-	-
Walks	-	-	-
ABs	-	-	-

CAREER HIGHS

Category	No.	Opponent (Last)	Date
Hits	3*	6x (Arkansas)	3/7/21
Doubles	2*	Kentucky	3/28/21
Triples	1*	4x (Kentucky)	5/28/21
Home Runs	1*	3x (Texas)	5/25/19
Total Bases	5*	2x (Texas)	5/25/21
RBIs	5*	Louisville	2/23/20
Runs	4*	Murray State	2/9/19
Walks	2*	10x (Kentucky)	5/13/21
ABs	5*	2x (Mississippi State)	3/31/19

*At Alabama

BIO CONTINUED

Today Second Team All-American ... NFCA All-American ... All-State Tournament Team, ASWA First Team, 2017 NFCA Golden Shoe Award ... Won back-to-back state titles in 2015 and 2016 ... Scored the most career runs (462) and career stolen bases (401) in Alabama high school softball history.

Personal: Full name is Kendall Beth Sides ... Daughter of George and Lynn Sides ... Has one sister Katlyn, who played softball at UAB ... Graduated from Alabama in Spring 2021.

BIO

Career Accolades: NFCA Third Team All-Region (2021), SEC All-Defensive Team (2021), SEC All-Tournament Team (2019), SEC Player of the Week (2020).

At Alabama: Played at Alabama for four seasons (2018-21), appearing in 184 games and making 143 starts ... During her career was named NFCA Third Team All-Region (2021), SEC All-Defensive Team (2021), SEC All-Tournament Team (2019) and SEC Player of the Week (2020) ... Posted a career slash line of .328/.398/.423 with 145 hits, 25 doubles, four triples, three home runs and 81 RBIs ... Swiped 43 bases ... In 2021 hit .314 with a career-best 11 doubles and 21 walks ... Over the COVID-19 shortened 2020 season, registered a .483 batting average, 28 hits and 22 RBIs ... Produced a .304 batting average as a sophomore, setting career-bests in runs (53), hits (68), total bases (91), home runs (3), RBIs (37) and stolen bases (22) ... In the postseason went 5-for-10 in the Super Regionals against Texas and was 3-for-3 in the WCWS against Florida ... As a freshman played in 44 games, primarily as a pinch runner.

As a Junior (2020): Named the Alabama Gatorade Player of the Year, three-time MaxPreps All-American ... 2017 USA

GAME-BY-GAME

KB Sides Career Stats - Arkansas Only



ALLY SOCKEY

INF • R/R • 5-6 • Freshman
Greenwood, Ark. • Greenwood HS

10

SEASON HIGHS

Category	No.	Opponent (Last)	Date
Hits	-	-	-
Doubles	-	-	-
Triples	-	-	-
Home Runs	-	-	-
Total Bases	-	-	-
RBI's	-	-	-
Runs	-	-	-
Walks	-	-	-
AB's	-	-	-

CAREER HIGHS

Category	No.	Opponent (Last)	Date
Hits	-	-	-
Doubles	-	-	-
Triples	-	-	-
Home Runs	-	-	-
Total Bases	-	-	-
RBI's	-	-	-
Runs	-	-	-
Walks	-	-	-
AB's	-	-	-

BIO CONTINUED

BIO

Prior to Arkansas: Played for her dad, Ronnie Sockey, at Greenwood High School ... Earned the No. 27 national ranking in her class by Extra Inning Softball ... Two-time all-state selection ... As a senior in 2021, hit .598/.635/.987 with 49 hits, 30 runs, 35 RBI, 17 doubles, three triples and three home runs ... Played her senior season alongside Arkansas teammate Chelsi Passage ... Finished the year with a 24-8 record and 13-1 league mark, reaching the state championship game ... Did not play as a junior due to the COVID-19 pandemic ... As a sophomore in 2019 hit .456/.544/.670 recording 36 hits, 41 runs, 27 RBI, five doubles, three triples and two home runs ... In her freshman season slashed .563/.602/.985 tallying 40 hits, 36 runs, 28 RBI, 10 doubles, four triples and four home runs ... Also played basketball at Greenwood, earning a state championship in 2020 and runner-up finish in 2018 ... Played travel ball for Tulsa Elite.

Personal: Daughter of Ronnie and Mindy Sockey ... Has one sibling, Aiden ... Dad Ronnie played collegiate baseball at East Central (Okla.).

GAME-BY-GAME

Ally Sockey Career Stats



ABBY GORDON

C • R/R • 5-9 • Redshirt Freshman
Garden Plain, Kan. • Andale Garden Plain HS

12

SEASON HIGHS

Category	No.	Opponent (Last)	Date
Hits	-	-	-
Doubles	-	-	-
Triples	-	-	-
Home Runs	-	-	-
Total Bases	-	-	-
RBIs	-	-	-
Runs	-	-	-
Walks	-	-	-
ABs	-	-	-

CAREER HIGHS

Category	No.	Opponent (Last)	Date
Hits	-	-	-
Doubles	-	-	-
Triples	-	-	-
Home Runs	-	-	-
Total Bases	-	-	-
RBIs	-	-	-
Runs	-	-	-
Walks	-	-	-
ABs	-	-	-

BIO CONTINUED

BIO

Career Accolades: SEC First-Year Academic Honor Roll (2021).

As a Freshman: Did not appear in any games and redshirted.

Prior to Arkansas: Played at Andale Garden Plain High School for head coach Chuck Shrader ... Named Kansas 4A First Team All-State and First Team Arkansas Valley Chisholm Trail as a junior ... First team all-league for three seasons ... Reached the state championship game as a sophomore and earned three league and regional championships ... Played travel ball for the Wichita Mustangs and was on a team that finished as the IDT Runner Up and a 16USA Gold Nationals Qualifier ... Also played basketball and volleyball ... Won two state championships and was a Kansas 2A State Player of the Year finalist ... Won one state title in volleyball.

Persional: Daughter of Kevin and Kristen Gordon ... Has one sibling, Dylan.

GAME-BY-GAME

Abby Gordon Career Stats



KACIE HOFFMANN

UTL • L/L • 5-9 • Freshman
Elkhorn, Neb. • Elkhorn South HS

14

SEASON HIGHS

Category	No.	Opponent (Last)	Date
Hits	-	-	-
Doubles	-	-	-
Triples	-	-	-
Home Runs	-	-	-
Total Bases	-	-	-
RBI's	-	-	-
Runs	-	-	-
Walks	-	-	-
ABs	-	-	-

CAREER HIGHS

Category	No.	Opponent (Last)	Date
Hits	-	-	-
Doubles	-	-	-
Triples	-	-	-
Home Runs	-	-	-
Total Bases	-	-	-
RBI's	-	-	-
Runs	-	-	-
Walks	-	-	-
ABs	-	-	-

BIO CONTINUED

BIO

Prior to Arkansas: Played at Elkhorn South HS for head coach Elliot Haack, and is one of the most decorated players in program history, setting school career records in batting average (.464), home runs (33), RBI (150), runs (123) and doubles (43) ... Named to the Omaha World-Herald All-Nebraska First Time as a senior in 2020 ... As a senior set single-season school career records in batting average (.612), home runs (14), RBI (50), runs (42) and stolen bases (21) ... Ranked the No. 71 player in FloSoftball's Hot 100 and No. 87 in Extra Inning Softball's Elite 100 in her class ... Played travel ball for the DeMarini Aces, hitting 46 home runs, 36 doubles and driving in 195 RBI ... Also placed fifth at PGF Nationals.

Personal: Daughter of Rich and Kellie Hoffmann ... Has two siblings, Shelby and Paige ... Only person in her family that is left-handed ... Enjoys spending time with friends.

GAME-BY-GAME

Kacie Hoffmann Career Stats



SPENCER PRIGGE • Prig-EE

INF • L/R • 6-0 • Freshman
Phoenix, Ariz. • Horizon HS

15

SEASON HIGHS

Category	No.	Opponent (Last)	Date
Hits	-	-	-
Doubles	-	-	-
Triples	-	-	-
Home Runs	-	-	-
Total Bases	-	-	-
RBI's	-	-	-
Runs	-	-	-
Walks	-	-	-
ABs	-	-	-

CAREER HIGHS

Category	No.	Opponent (Last)	Date
Hits	-	-	-
Doubles	-	-	-
Triples	-	-	-
Home Runs	-	-	-
Total Bases	-	-	-
RBI's	-	-	-
Runs	-	-	-
Walks	-	-	-
ABs	-	-	-

BIO CONTINUED

sport to play.


BIO

Prior to Arkansas: Played at Horizon HS for head coach Jackie Coburn ... Over her career slashed .529/.638/1.187 with 99 hits, 99 runs, 95 RBI's, 16 doubles, seven triples and 31 home runs ... Slugged seven homers as a senior while hitting .386/.567/1.000 and totaling 17 hits, 15 RBI, two doubles and two triples ... Only played four games as a junior due to COVID-19 ... As a junior slashed .544/.632/1.263 with 31 hits, 28 runs, 44 RBI, six doubles, one triple and 11 home runs ... Her freshman year recorded a .603/.670/1.901 line with 47 hits, 37 runs, 31 RBI, eight doubles, four triples and 11 home runs ... Struck out just once as a freshman ... While in high school, all-region player of the year award winner and a two-time all-region first team and all-conference first team honoree ... Ranked the No. 27 player in her class by FloSoftball ... Played in the 2021 PGF All-American Game ... Played travel ball for AZ So Cal Choppers.

Personal: Daughter of Steve and Nithia Prigge ... Has one sister, Peyton, who is an outfielder at Utah Valley ... Plans to major in environmental sciences ... Wants to travel and visit Iceland ... Lists an interesting fact about herself that when she first started T-ball, she threw left-handed, and her parents said it was difficult to watch and considered finding her a new

GAME-BY-GAME

Spencer Prigge Career Stats



MADI CONKLIN

C • R/R • 5-4 • Freshman
Fort Smith, Ark. • Southside HS

16

SEASON HIGHS

Category	No.	Opponent (Last)	Date
Hits	-	-	-
Doubles	-	-	-
Triples	-	-	-
Home Runs	-	-	-
Total Bases	-	-	-
RBI's	-	-	-
Runs	-	-	-
Walks	-	-	-
AB's	-	-	-

CAREER HIGHS

Category	No.	Opponent (Last)	Date
Hits	-	-	-
Doubles	-	-	-
Triples	-	-	-
Home Runs	-	-	-
Total Bases	-	-	-
RBI's	-	-	-
Runs	-	-	-
Walks	-	-	-
AB's	-	-	-

BIO CONTINUED

BIO

Prior to Arkansas: Played at Southside HS for head coach Mark Reichart ... Ranked the No. 46 player in her class and No. 14 catcher by Extra Innings Softball ... Two-time all-state ... As a senior, hit .494 with four home runs, 25 RBI and recorded a .663 slugging percentage ... Limited to six games played as a junior due to the COVID-19 pandemic ... Hit .539/.583/.910 as a sophomore, tallying 48 hits, 40 runs, 16 doubles, four triples, three home runs and 43 RBI ... As a freshman slashed .486/.552/.972 registering 36 hits, 28 runs, 12 doubles, three triples, six home runs and 36 RBI ... Also participated in volleyball, basketball and track and field in high school ... Played travel ball for Tulsa Elite.

Personal: Daughter of Arch and Heather Conklin ... Lists interesting facts about herself: can't whistle, loves history, has never had a cavity and knows calligraphy.

GAME-BY-GAME

Madi Conklin Career Stats



TAYLOR ELLSWORTH

C/UTL • R/R • 5-5 • Graduate
Georgetown, Texas • Texas (Georgetown HS)

17

SEASON HIGHS

Category	No.	Opponent (Last)	Date
Hits	-	-	-
Doubles	-	-	-
Triples	-	-	-
Home Runs	-	-	-
Total Bases	-	-	-
RBI's	-	-	-
Runs	-	-	-
Walks	-	-	-
ABs	-	-	-

CAREER HIGHS

Category	No.	Opponent (Last)	Date
Hits	5*	Oklahoma State	3/26/17
Doubles	2*	2x (Minnesota)	5/18/18
Triples	-	-	-
Home Runs	1*	16x (Baylor)	5/9/21
Total Bases	6*	4x (New Mexico)	3/20/21
RBI's	3*	6x (Tarleton State)	3/12/21
Runs	2*	6x (Texas A&M-CC)	3/10/21
Walks	2*	10x (Baylor)	5/8/21
ABs	5	4x (Texas State)	5/19/17

*At Texas

BIO CONTINUED

High School: Did not play final prep year to join the Longhorns early ... Hit .550 over three-year career at Georgetown HS, posting 21 home runs and 107 RBI ... Two-time all-state selection ... Earned District 25-5A Most Valuable Player honors.

Personal: Born in Austin, Texas ... Daughter of Richard and Leslie Ellsworth ... Has one sibling, Kylie.

BIO

Career Accolades: NFCA All-Region First Team (2017) at Texas, NFCA All-Region Second Team (2021) at Texas, All-Big 12 First Team (2017) at Texas, Big 12 All-Freshman Team (2017) at Texas.

At Texas: Played at Texas for five seasons (2017-21), appearing in 171 games and making 162 starts ... During her career was named NFCA All-Region Second Team (2021), NFCA All-Region First Team (2017), All-Big 12 First Team (2017), Big 12 All-Freshman Team (2017) ... In her Texas career totaled a .320/.387/.482 slash line with 144 hits, 25 doubles, 16 home runs, 54 walks and 89 RBI ... Helped Texas to a 43-11 record and Super Regional appearance in 2021, ranking second on the team with a .372 batting average and nine doubles ... Also logged a career-high 31 RBI ... Hit well in the postseason, recording a hit in five of seven NCAA Tournament games ... Played in 20 games over the 2019 and 2020 seasons due to an injury in 2019 and COVID-19 shortening the 2020 campaign ... Drew a team-best 29 walks in 2018 and started all 59 games while hitting .244 ... As a freshman in 2017, led the team and ranked fifth in the Big 12 hitting .394.

GAME-BY-GAME

Taylor Ellsworth Career Stats - Arkansas Only



MARLENE FRIEDMAN • FREED-min

INF • R/R • 5-5 • Sophomore
Huntington Beach, Calif. • Mater Dei HS

18

SEASON HIGHS

Category	No.	Opponent (Last)	Date
Hits	-	-	-
Doubles	-	-	-
Triples	-	-	-
Home Runs	-	-	-
Total Bases	-	-	-
RBI's	-	-	-
Runs	-	-	-
Walks	-	-	-
AB's	-	-	-

CAREER HIGHS

Category	No.	Opponent (Last)	Date
Hits	-	-	-
Doubles	-	-	-
Triples	-	-	-
Home Runs	-	-	-
Total Bases	-	-	-
RBI's	-	-	-
Runs	1	2x (Northwestern St.)	3/6/21
Walks	-	-	-
AB's	-	-	-

BIO CONTINUED

Razorback.

BIO

Career Accolades: SEC First-Year Academic Honor Roll (2021).

As a Freshman (2021): Played in 13 games exclusively as a pinch runner, scoring two runs ... Scored runs against Kansas (March 5) and Northwestern State (March 6).

Prior to Arkansas: Played at Mater Dei High School for head coaches Sean Brashear and Jessica Foley Won back-to-back Trinity League championships in 2018 and 2019 ... Selected to the 2020 Orange County All-Star Game ... Mater Dei was tabbed the No. 10 team in the state prior to the COVID shortened 2020 season ... As a freshman hit .333 (17-for-51) with one homer, nine RBI and five runs scored ... Named to the 2020 PGH All-American Watch List ... Played travel ball for Explosion Denio and Firecrackers Brashear.

Personal: Has two siblings, Donna and Meredith ... Sister Donna currently plays softball at Virginia ... Is a third-generation

GAME-BY-GAME

Date	Opponent	Pos	AB	R	H	RBI	2B	3B	HR	BB	SB	CS	HBP	SAC	SF	GDP	K	PO	A	E	Avg
Feb 11	vs Oklahoma State	pr	0	0	0	0	0	0	0	0	0	0	0	0	0	0	0	0	0	0	.000
Feb 25	NORTH DAKOTA	pr	0	0	0	0	0	0	0	0	0	0	0	0	0	0	0	0	0	0	.000
Mar 05	KANSAS	pr	0	1	0	0	0	0	0	0	0	0	0	0	0	0	0	0	0	0	.000
Mar 06	NORTHWESTERN	pr/dh	0	1	0	0	0	0	0	0	0	0	0	0	0	0	0	0	0	0	.000
Mar 16	LIBERTY	pr	0	0	0	0	0	0	0	0	0	0	0	0	0	0	0	0	0	0	.000
Mar 19	OLE MISS	pr	0	0	0	0	0	0	0	0	0	0	0	0	0	0	0	0	0	0	.000
Mar 21	OLE MISS	pr	0	0	0	0	0	0	0	0	0	0	0	0	0	0	0	0	0	0	.000
Mar 27	MISSISSIPPI STA	pr	0	0	0	0	0	0	0	0	0	0	0	0	0	0	0	0	0	0	.000
Mar 28	MISSISSIPPI STA	pr	0	0	0	0	0	0	0	0	0	0	0	0	0	0	0	0	0	0	.000
Apr 01	at Auburn	pr	0	0	0	0	0	0	0	0	0	0	0	0	0	0	0	0	0	0	.000
Apr 02	at Auburn	pr	0	0	0	0	0	0	0	0	0	0	0	0	0	0	0	0	0	0	.000
Apr 24	MISSOURI	pr	0	0	0	0	0	0	0	0	0	0	0	0	0	0	0	0	0	0	.000
May 13	vs Tennessee	pr	0	0	0	0	0	0	0	0	0	0	0	0	0	0	0	0	0	0	.000
Totals		ogs	0	2	0	0	0	0	0	0	0	0	0	0	0	0	0	0	0	0	.000

On base pct. .000 • Slugging pct. .000

Marlene Friedman Career Stats

Year	avg	gp-gs	ab	r	h	2b	3b	hr	rbi	tb	slg%	bb	hbp	so	gdp	ob%	sf	sh	sb-att	po	a	e	fld%
2021	.000	13-0	0	2	0	0	0	0	0	0	.000	0	0	0	0	.000	0	0	0-0	0	0	0	.000
TOTAL	.000	13-0	0	2	0	0	0	0	0	0	.000	0	0	0	0	.000	0	0	0-0	0	0	0	.000



HANNAH GAMMILL

UTL • L/L • 5-8 • Sophomore
Beebe, Ark. • Beebe HS

20

SEASON HIGHS

Category	No.	Opponent (Last)	Date
Hits	-	-	-
Doubles	-	-	-
Triples	-	-	-
Home Runs	-	-	-
Total Bases	-	-	-
RBIs	-	-	-
Runs	-	-	-
Walks	-	-	-
ABs	-	-	-

CAREER HIGHS

Category	No.	Opponent (Last)	Date
Hits	3	2x (Missouri)	4/26/21
Doubles	1	4x (Alabama)	4/11/21
Triples	-	-	-
Home Runs	1	9x (Arizona)	5/28/21
Total Bases	6	2x (Missouri)	4/26/21
RBIs	3	3x (Missouri)	4/26/21
Runs	3	2x (Georgia)	4/16/21
Walks	2	6x (LSU)	5/1/21
ABs	6	McNeese	2/20/21

BIO CONTINUED

Team in 2017 ... Named to the 2020 PGF High School All-American Watchlist ... Slashed .486/.632/1.021 in 55 career games over four seasons at Beebe and collected 68 career hits, 76 RBI, 14 doubles, two triples, 19 homers and 85 runs scored ... Also played volleyball at Beebe and was an all-conference selection.

Personal: Daughter of Monty and Becky Gammill ... Has two siblings, David and Danielle ... Plans on majoring in nursing and wants to become a nurse anesthetist ... Enjoys going to church, hammocking, running, swimming and shopping ... Lists her eye being two different colors as something most people don't know about her.

BIO

Career Accolades: NFCA All-South Region Second Team (2021), SEC First-Year Academic Honor Roll (2021).

As a Freshman (2020): Played and started in 38 games, all at third base ... Began collegiate career recording a hit in eight of her first nine games played ... Posted a 14-game reached base streak, tied for fourth longest on the team ... Collected eight multi-RBI games, fourth most on the team ... Only played in 12 SEC games due to injury, reaching base at a .432 clip while slugging .452 ... Broke her hand at Central Arkansas (March 9) and missed the next 15 games ... Made a return to the lineup, homering in her first at bat and posting a career-best 3-for-3 game with two RBIs and two runs against Missouri State (April 6) ... Reached base at a .444 clip over the regular season's final 15 games ... Hit .214 (3-for-14) in the NCAA Tournament with a home run, three RBIs and two walks.

Prior to Arkansas: Played four seasons at Beebe High School for head coach Eric Chambers ... Rated the No. 51 player in the 2020 class in the final edition of the FloSoftball Hot 100 ... Tabbed No. 62 player in the final 2020 Extra Elite 100 ... Three-time Class 5A All-State Selection and three-time all-conference selection ... Tabbed to the All-State Tournament

GAME-BY-GAME

Date	Opponent	Pos	AB	R	H	RBI	2B	3B	HR	BB	SB	CS	HBP	SAC	SF	GDP	K	PO	A	E	Avg	
Feb 20	at McNeese	*3b	6	0	1	0	0	0	0	0	0	0	0	0	0	0	0	2	1	0	.167	
Feb 20	at McNeese	*3b	2	1	1	0	0	0	1	1	0	0	0	0	0	0	0	1	1	1	.250	
Feb 21	vs Baylor	*3b	2	1	1	0	0	0	0	0	0	0	0	1	0	0	0	2	0	0	.300	
Feb 21	at McNeese	*3b	3	1	2	1	0	0	1	0	0	0	0	0	0	0	0	3	2	0	.385	
Feb 22	at UT Arlington-1	*3b	3	1	1	3	0	0	1	1	0	0	0	0	0	0	0	1	4	0	.375	
Feb 22	at UT Arlington-2	*3b	3	0	0	0	0	0	0	0	0	0	0	0	0	0	0	1	0	0	.316	
Feb 25	NORTH DAKOTA	*3b	3	1	2	3	0	0	1	0	0	0	0	0	0	0	1	0	3	0	.364	
Feb 25	NORTH DAKOTA	*3b	3	0	1	1	0	0	0	0	0	0	0	0	0	0	0	2	1	0	.360	
Feb 26	TEXAS TECH	*3b	1	2	1	2	0	0	1	1	0	0	0	0	0	0	0	1	2	0	.385	
Feb 26	SOUTHEAST MIS	*3b	3	0	0	0	0	0	0	0	0	0	0	0	0	0	1	0	4	0	.345	
Feb 27	SOUTHEAST MIS	*3b	1	1	0	1	0	0	0	0	0	0	1	0	1	0	0	0	5	0	.333	
Feb 28	TEXAS TECH	*3b	2	1	1	0	0	0	0	2	0	0	0	0	0	0	0	1	1	0	.344	
Mar 04	DRAKE-1	*3b	2	1	1	0	0	0	0	1	0	0	0	0	0	0	0	0	4	0	.353	
Mar 04	DRAKE-2	*3b	1	0	0	0	0	0	0	2	0	0	0	0	0	0	0	2	4	1	.343	
Mar 05	KANSAS	*3b	2	3	2	2	1	0	0	1	0	0	0	0	0	0	0	1	1	1	.378	
Mar 05	NORTHWESTERN	*3b	2	2	0	0	0	0	0	2	0	0	0	0	0	0	0	1	3	0	.359	
Mar 06	NORTHWESTERN	*3b	3	2	2	1	0	0	0	0	0	0	0	0	0	0	0	0	0	0	.381	
Mar 09	at Central Arkansa	*3b	4	0	1	1	1	0	0	0	0	0	0	0	0	0	2	0	1	0	.370	
Apr 06	MISSOURI STATE	*3b	3	2	3	2	0	0	1	0	0	0	0	0	0	0	0	0	3	0	.408	
Apr 09	ALABAMA	*3b	3	0	0	0	0	0	0	0	0	0	0	1	0	0	0	1	0	0	.385	
Apr 10	ALABAMA	*3b	3	0	1	0	1	0	0	0	0	0	0	0	0	0	2	1	4	0	.382	
Apr 11	ALABAMA	*3b	4	0	1	0	1	0	0	0	0	0	0	0	0	0	1	0	4	0	.373	
Apr 16	at Georgia	*3b	3	3	1	2	0	0	1	2	0	0	0	0	0	0	0	0	1	0	.371	
Apr 17	at Georgia	*3b	1	2	0	0	0	0	0	0	0	0	0	3	0	0	0	2	0	0	.365	
Apr 18	at Georgia	*3b	4	0	0	0	0	0	0	0	0	0	0	0	0	0	1	0	1	0	.343	
Apr 21	CENTRAL ARKAN	*3b	4	0	1	1	0	0	0	1	0	0	0	0	0	0	1	3	1	1	.338	
Apr 24	MISSOURI	*3b	2	0	0	0	0	0	0	2	0	0	0	0	0	0	0	0	0	0	.329	
Apr 25	MISSOURI	*3b	2	0	0	0	0	0	0	1	0	0	0	0	0	0	0	3	1	0	.320	
Apr 26	MISSOURI	*3b	4	2	3	3	0	0	1	0	0	0	0	0	0	0	0	1	0	0	.342	
May 01	at LSU	*3b	1	0	0	0	0	0	0	2	0	0	0	0	0	0	0	1	1	0	.338	
May 03	at LSU	*3b	2	0	0	0	0	0	0	1	0	0	0	0	0	0	1	2	0	0	.329	
May 03	at LSU	*3b	2	0	0	0	0	0	0	0	0	0	1	1	0	0	0	1	4	0	.321	
May 13	vs Tennessee	*3b	3	0	0	0	0	0	0	0	0	0	0	0	0	0	2	1	1	0	.310	
May 21	MANHATTAN	*3b	2	0	0	1	0	0	0	0	0	0	0	0	1	0	0	0	1	0	.303	
May 22	SOUTH DAKOTA	*3b	2	0	0	0	0	0	0	1	0	0	0	0	0	0	0	2	1	0	.297	
May 23	STANFORD	*3b	3	1	2	0	0	0	0	1	0	0	0	0	0	0	0	1	0	0	.309	
May 28	ARIZONA	*3b	3	1	1	2	0	0	1	0	0	0	0	0	0	0	1	1	2	0	.309	
May 29	ARIZONA	*3b	4	0	0	0	0	0	0	0	0	0	0	0	0	0	0	1	0	4	.297	
Totals			38gs	101	28	30	27	4	0	9	22	0	0	8	1	2	0	15	38	66	4	.297

On base pct. .451 • Slugging pct. .604

Hannah Gammill Career Stats

Year	avg	gp-gs	ab	r	h	2b	3b	hr	rbi	tb	slg%	bb	hbp	so	gdp	ob%	sf	sh	sb-att	po	a	e	fld%
2021	.297	38-38	101	28	30	4	0	9	27	61	.604	22	8	15	0	.451	2	1	0-0	38	66	4	.963
TOTAL	.297	38-38	101	28	30	4	0	9	27	61	.604	22	8	15	0	.451	2	1	0-0	38	66	4	.963



MALLORY HARDWICK

UTL • L/L • 5-9 • Freshman
Keller, Texas • Bayard Rustin (Pa.) HS

21

SEASON HIGHS

Category	No.	Opponent (Last)	Date
Hits	-	-	-
Doubles	-	-	-
Triples	-	-	-
Home Runs	-	-	-
Total Bases	-	-	-
RBI's	-	-	-
Runs	-	-	-
Walks	-	-	-
AB's	-	-	-

CAREER HIGHS

Category	No.	Opponent (Last)	Date
Hits	-	-	-
Doubles	-	-	-
Triples	-	-	-
Home Runs	-	-	-
Total Bases	-	-	-
RBI's	-	-	-
Runs	-	-	-
Walks	-	-	-
AB's	-	-	-

BIO CONTINUED

BIO

Prior to Arkansas: From Keller, Texas, but played high school ball for West Chester Bayard Rustin in metro-Philadelphia, Pa. ... Three-time Ches-Mont All-League selection and won a division title ... Missed time her senior season due to injury ... Did not play as a junior due to COVID-19 ... Hit .528/.585/.782 as a sophomore ... Played travel ball for PA Chaos Gold ... Also participated in basketball.

Personal: Daughter of Paul and Meridith Hardwick ... Has one sibling, Ryan ... Lists interesting facts as loves thrifting, worked at a 1960s diner, been to 25 of the 50 states and lived in four of them ... Many family members attended the University of Arkansas and grew up a Razorback fan.

GAME-BY-GAME

Mallory Hardick Career Stats



LINNIE MALKIN • Mal (like pal)-kin

OF • R/R • 5-11 • Redshirt Senior
Broomfield, Colo. • Broomfield HS

22

SEASON HIGHS

Category	No.	Opponent (Last)	Date
Hits	-	-	-
Doubles	-	-	-
Triples	-	-	-
Home Runs	-	-	-
Total Bases	-	-	-
RBIs	-	-	-
Runs	-	-	-
Walks	-	-	-
ABs	-	-	-

CAREER HIGHS

Category	No.	Opponent (Last)	Date
Hits	3	5x (Central Arkansas)	4/21/21
Doubles	1	13x (Central Arkansas)	4/21/21
Triples	-	-	-
Home Runs	2	3x (Central Arkansas)	4/21/21
Total Bases	10	Central Arkansas	4/21/21
RBIs	5	North Dakota State	2/25/21
Runs	3	3x (Mississippi State)	3/27/21
Walks	4	Oklahoma State	2/21/21
ABs	7	McNeese	2/20/21

BIO CONTINUED

RBI... Tied for the 11th most RBI in the SEC... Tied for the team lead with eight multiple RBI games... Collected two three hit games at New Mexico State (Feb. 8) and against Bradley (Feb. 9)... Hit a grand slam against Villanova (Feb. 28)... Totaled two four RBI games against South Dakota State (Feb. 21) and Villanova (Feb. 29)... Scored a career-high three runs against Villanova (Feb. 29).

As a Sophomore (2019): Played in 36 games and made five starts, three as the designated player and two at third base... Lone long ball came in game-winning fashion against LSU (April 18) as she helped propel the Razorbacks to an 8-5 win.

As a Freshman (2018): Played in 23 games and made 14 starts... In her collegiate debut hit two home runs, drove in three runs and scored twice against Grand Canyon (Feb. 17).

Prior to Arkansas: Guided Broomfield HS to a state runner-up finish her senior year and registered a .603 batting average with 11 home runs, 35 RBIs and a 1.365 slugging percentage... Named the Colorado State Gatorade Player of the Year and 2016 5A Player of the Year.

BIO

Career Accolades: NFCA All-South Region Second Team (2021), SEC Academic Honor Roll (2020, 2021).

As a Redshirt Junior (2021): One of two Razorbacks to play and start in all 54 games: 41 as the designated player, nine in right field and four at first base ... 18 home runs hit ranks second-most in a single-season in program history ... Placed 19th nationally and fourth in the SEC in home runs ... Finished third on the team in hits, RBIs and total bases (104), ranking 20th in the SEC in total bases ... Collected more home runs and RBIs than her first three seasons combined ... Logged 13 multi-hit games, the third most on the team ... Hit the go-ahead two-run home run in the top of the 14th inning in a 3-for-7 day with two home runs, three RBIs and three runs scored at McNeese (Feb. 20, Game 1), helping to win the second longest game in program history ... Tied season-high in hits and registered second multi home run game of the year with a 3-for-3, two home run and four RBI performance against Central Arkansas (April 21) ...

As a Junior (2020): Made 23 starts in right field and two as the designated player... Led the team in home runs and

GAME-BY-GAME

Date	Opponent	Pos	AB	R	H	RBI	2B	3B	HR	BB	SB	CS	HBP	SAC	SF	GDP	K	PO	A	E	Avg	
Feb 11	vs Oklahoma State	*dh	1	1	0	0	0	0	0	0	0	0	0	0	0	0	1	0	0	0	.000	
Feb 20	at McNeese	*dh	7	3	3	3	0	0	2	0	0	0	0	0	0	0	1	0	0	0	.375	
Feb 20	at McNeese	*dh	4	0	0	0	0	0	0	0	0	0	0	0	0	0	1	0	0	0	.250	
Feb 21	vs Baylor	*dh	3	0	1	2	0	0	0	0	0	0	0	0	0	0	2	0	0	0	.267	
Feb 21	at McNeese	*dh	3	1	1	2	0	0	1	0	0	0	0	0	0	0	1	0	0	0	.278	
Feb 22	at UT Arlington-1	*dh	4	1	1	3	0	0	1	0	0	0	0	0	0	0	1	0	0	0	.273	
Feb 22	at UT Arlington-2	*dh	3	0	0	0	0	0	0	1	0	0	0	0	0	0	0	0	0	0	.240	
Feb 25	NORTH DAKOTA	*dh	3	1	2	5	1	0	1	0	0	0	0	0	0	0	0	0	0	0	.286	
Feb 25	NORTH DAKOTA	*dh	3	0	1	0	0	0	0	0	0	0	0	1	0	0	0	0	0	0	.290	
Feb 26	TEXAS TECH	*dh/1	1	2	1	2	0	0	1	1	0	0	0	0	0	0	0	5	0	0	.312	
Feb 26	SOUTHEAST MIS	*dh	3	1	2	1	0	0	0	0	0	0	0	0	0	0	0	0	0	0	.343	
Feb 27	SOUTHEAST MIS	*dh	3	0	1	0	0	0	0	0	0	0	0	0	0	0	1	0	0	0	.342	
Feb 28	TEXAS TECH	*dh	4	0	1	0	0	0	0	0	0	0	0	0	0	0	1	0	0	0	.333	
Mar 04	DRAKE-1	*of	3	1	2	0	0	0	0	0	0	0	0	0	0	0	1	0	0	0	.356	
Mar 04	DRAKE-2	*of	3	0	0	0	0	0	0	0	0	0	0	0	0	0	0	0	0	0	.333	
Mar 05	KANSAS	*of	3	1	1	1	0	0	0	0	0	0	0	0	0	0	0	0	0	0	.333	
Mar 05	NORTHWESTERN	*of	2	0	0	0	0	0	0	1	0	0	0	0	0	0	0	0	0	0	.321	
Mar 06	NORTHWESTERN	*of	2	0	0	0	0	0	0	1	0	0	0	0	0	0	0	0	0	0	.309	
Mar 09	at Central Arkansas	*of/dh	3	1	1	1	0	0	1	0	0	0	0	0	0	0	0	0	0	0	.310	
Mar 12	at South Carolina	*of/dh	4	1	1	1	0	0	1	0	0	0	0	0	0	0	0	0	0	0	.306	
Mar 13	at South Carolina	*of/dh	5	0	1	1	0	0	0	0	0	0	0	1	0	0	1	0	0	0	.299	
Mar 14	at South Carolina	*of/dh	3	1	1	1	0	0	1	0	0	0	0	0	0	0	1	0	0	0	.300	
Mar 16	LIBERTY	*dh	4	0	1	0	0	0	0	1	0	0	0	0	0	0	2	0	0	0	.297	
Mar 19	OLE MISS	*dh	3	0	1	0	1	0	0	0	0	0	0	0	0	0	1	0	0	0	.299	
Mar 20	OLE MISS	*dh	3	0	0	0	0	0	0	0	0	0	0	0	0	0	0	0	0	0	.287	
Mar 21	OLE MISS	*dh	4	0	0	0	0	0	0	0	0	0	0	0	0	0	1	1	0	0	.274	
Mar 23	at Kansas City	*dh	3	1	1	1	1	0	2	0	0	0	0	0	0	0	0	0	0	0	.276	
Mar 24	at Kansas	*1b	4	1	2	1	0	0	1	0	0	0	0	0	0	0	0	2	0	0	.286	
Mar 26	MISSISSIPPI STA	*1b	3	1	1	2	0	0	1	0	0	0	0	0	0	0	1	4	0	0	.287	
Mar 27	MISSISSIPPI STA	*1b	4	3	3	1	0	0	1	0	0	0	0	0	0	0	0	5	1	0	.306	
Mar 28	MISSISSIPPI STA	*1b	2	0	0	0	0	0	0	1	0	0	0	0	0	0	2	3	0	0	.300	
Apr 01	at Auburn	*dh	3	0	0	0	0	0	0	0	0	0	0	1	0	0	0	1	0	0	.291	
Apr 02	at Auburn	*dh	3	0	0	0	0	0	0	0	0	0	0	0	0	0	1	0	0	0	.283	
Apr 03	at Auburn	*dh	4	0	1	1	0	0	0	0	0	0	0	0	0	0	1	0	0	0	.282	
Apr 06	MISSOURI STATE	*dh	2	1	1	1	0	0	1	1	0	0	0	0	0	0	1	0	0	0	.286	
Apr 09	ALABAMA	*dh	4	0	2	2	0	0	0	0	0	0	0	0	0	0	0	1	0	0	.293	
Apr 10	ALABAMA	*dh	3	0	1	0	0	0	0	0	0	0	0	0	0	0	0	0	0	0	.294	
Apr 11	ALABAMA	*dh	3	0	0	0	0	0	0	0	0	0	0	0	0	0	2	0	0	0	.287	
Apr 16	at Georgia	*dh	4	0	1	0	0	0	0	0	0	0	0	0	0	0	1	0	0	0	.286	
Apr 17	at Georgia	*dh	3	0	0	0	0	0	0	1	0	0	0	0	0	0	1	0	0	0	.279	
Apr 18	at Georgia	*dh	4	1	0	0	0	0	0	0	0	0	0	0	0	0	1	0	0	0	.271	
Apr 21	CENTRAL ARKAN	*dh	3	2	3	4	1	0	2	1	0	0	0	0	0	0	0	0	0	0	.287	
Apr 24	MISSOURI	*dh	2	0	0	0	0	0	0	1	0	0	0	0	0	0	1	0	0	0	.283	
Apr 25	MISSOURI	*dh	2	0	0	0	0	0	0	0	0	0	0	1	0	0	0	0	0	0	.279	
Apr 26	MISSOURI	*dh	4	0	1	1	0	0	0	0	0	0	0	0	0	0	1	0	0	0	.278	
May 01	at LSU	*dh	3	0	0	0	0	0	0	0	0	0	0	0	0	0	2	0	0	0	.272	
May 03	at LSU	*dh	3	0	0	0	0	0	0	0	0	0	0	0	0	0	1	0	0	0	.270	
May 03	at LSU	*dh	2	1	1	1	0	0	1	1	0	0	1	0	0	0	1	0	0	0	.270	
May 13	vs Tennessee	*dh	3	0	0	0	0	0	0	0	0	0	0	0	0	0	0	0	0	0	.265	
May 21	MANHATTAN	*dh	2	1	2	2	1	0	0	0	0	0	0	0	0	0	0	0	0	0	.274	
May 22	SOUTH DAKOTA	*dh	3	1	1	2	0	0	1	0	0	0	0	0	0	0	1	0	0	0	.275	
May 23	STANFORD	*dh	4	1	1	3	0	0	1	0	0	0	0	0	0	0	0	0	0	0	.274	
May 28	ARIZONA	*dh	3	0	0	0	0	0	0	0	0	0	0	0	0	0	3	0	0	0	.269	
May 29	ARIZONA	*dh	3	0	0	0	0	0	0	0	0	0	0	0	0	0	0	0	0	0	.265	
Totals			54gs	170	29	45	45	5	0	18	18	0	0	5	0	0	3	38	19	1	0	.265

On base pct. .352 • Slugging pct. .612

Linnie Malkin Career Stats

Year	avg	gp-gs	ab	r	h	2b	3b	hr	rbi	tb	slg%	bb	hbp	so	gdp	ob%	sf	sh	sb-att	po	a	e	fld%
2018	.279	23-14	43	8	12	2	0	3	8	23	.535	10	0	12	0	.415	0	0	0-0	3	0	0	1.000
2019	.293	36-5	41	2	12	3	0	1	9	18	.439	6	1	14	1	.396	0	0	0-0	0	1	1	.500
2020	.247	25-25	73	13	18	4	0	6	24	40	.548	7	4	17	2	.345	0	0	0-0	7	2	1	.900
2021	.265	54-54	170	29	45	5	0	18	45	104	.612	18	5	38	3	.352	0	0	0-0	19	1	0	1.000
TOTAL	.266	138-98	327	52	87	14	0	28	86	185	.566	41	10	81	6	.365	0	0	0-0	29	4	2	.943



HANNAH MCEWEN

OF • L/R • 5-7 • Redshirt Senior
San Diego, Calif. • Patrick Henry HS

23

SEASON HIGHS

Category	No.	Opponent (Last)	Date
Hits	-	-	-
Doubles	-	-	-
Triples	-	-	-
Home Runs	-	-	-
Total Bases	-	-	-
RBI's	-	-	-
Runs	-	-	-
Walks	-	-	-
AB's	-	-	-

CAREER HIGHS

Category	No.	Opponent (Last)	Date
Hits	4	4x (LSU)	4/19/19
Doubles	2	3x (Boston U)	3/2/19
Triples	1	3x (IUPUI)	2/24/19
Home Runs	2	Saint Louis	3/10/18
Total Bases	9	Saint Louis	3/10/18
RBI's	5	Marist	2/23/18
Runs	3	6x (Boston U)	2/20/20
Walks	4	McNeese	2/20/21
AB's	6	Furman	4/13/19

BIO CONTINUED

hits and three runs scored against Boston U (Feb. 22)... Hit a three-run home run against Kent State (March 1).

As a Sophomore (2019): SEC regular season hits leader (73)... Reached base safely in 31 of 36 games against Top 75 RPI competition... Team leading .429 batting average in SEC play, third-best among SEC players... Had the longest hitting streak on the team (14 games)... First Razorback to finish regular season batting .400 or better (.402 on May 6).

As a Freshman (2018): Led the team in batting average (.339), slugging percentage (.582), on base percentage (.411), runs scored (45), hits (64), RBI (57), home runs (12), total bases (110) and walks (22)... 57 RBI were the most by a Razorback in a single season... Posted 5 RBIs against Marist (Feb. 23) in a 15-3 win... 18 games with multiple hits... Hit .333 in NCAA play at the NCAA Fayetteville Regional and the NCAA Norman Super Regional.

Prior to Arkansas: Won CIF Western League MVP honors... Registered a career-high .521 batting average and helped lead Patrick Henry High School to its second-consecutive CIF Division I runner-up finish.

BIO

Career Accolades: All-SEC Second Team (2021)... All-SEC (2019) First Team ... NFCA Second Team All-South Region (2019, 2021) ... Preseason All-SEC (2020, 2021) ... Softball America Preseason Top 100 - No. 69 (2020) ... D1softball Preseason Second Team All-American (2020) ... Softball America Short-Season All-America Third Team (2020).

As a Redshirt Junior (2021): Started and played in 44 games, all in left field ... Set a career single-season high in walks ... Logged 13 multi-hit games, third most on the team ... Ranked third in the SEC in walks per game (0.80), sixth in runs per game (0.93) and 10th in on base percentage ... Recorded 200th career hit with a base hit at LSU (May 3, Game 1), becoming 1-of-9 players in school history to reach the mark.

As a Junior (2020): Led the team and finished seventh in the SEC in batting average (.418)... Ranked third in the SEC and 15th nationally in on base percentage (.565) ... Led the team in doubles, runs scored and walks... Drew 0.76 walks per game, which ranked third in the SEC... Eight multi-hit games... Struck out six times in 67 at bats... Registered a season-high three

GAME-BY-GAME

Date	Opponent	Pos	AB	R	H	RBI	2B	3B	HR	BB	SB	CS	HBP	SAC	SF	GDP	K	PO	A	E	Avg	
Feb 11	vs Oklahoma State	*of	2	2	1	0	0	0	0	3	0	0	0	0	0	0	0	3	0	1	.500	
Feb 20	at McNeese	*of	3	0	0	0	0	0	0	4	0	0	0	0	0	0	0	3	0	0	.200	
Feb 20	at McNeese	*of	3	1	2	0	0	0	0	1	0	0	0	0	0	0	0	1	0	0	.375	
Feb 21	vs Baylor	*of	3	1	1	2	1	0	0	1	0	0	0	0	0	0	0	1	0	0	.364	
Feb 21	at McNeese	*of	2	0	2	0	1	0	0	2	0	0	0	0	0	0	0	1	0	0	.462	
Feb 22	at UT Arlington-1	*of	3	2	2	0	0	0	0	1	0	0	0	0	0	0	0	1	0	0	.500	
Feb 22	at UT Arlington-2	*of	3	2	2	1	0	0	1	0	0	0	1	0	0	0	0	4	0	0	.526	
Feb 25	NORTH DAKOTA	*of	3	1	1	0	1	0	0	0	0	0	0	0	0	0	0	1	0	0	.500	
Feb 25	NORTH DAKOTA	*of	3	1	0	0	0	0	0	1	0	0	0	0	0	0	0	1	3	0	.440	
Feb 26	TEXAS TECH	*of	2	1	1	1	0	0	1	0	0	0	0	0	0	0	0	1	0	0	.444	
Feb 26	SOUTHEAST MIS	*of	2	2	0	0	0	0	0	1	0	0	1	0	0	0	0	2	0	0	.414	
Feb 27	SOUTHEAST MIS	*of	4	1	1	1	1	0	0	0	0	0	0	0	0	0	0	0	0	0	.394	
Feb 28	TEXAS TECH	*of	4	1	2	0	0	0	0	0	0	0	0	0	0	0	0	2	0	0	.405	
Mar 19	OLE MISS	*of	4	1	2	1	1	0	0	0	0	0	0	0	0	0	0	1	1	1	.415	
Mar 20	OLE MISS	*of	4	1	2	1	0	0	0	1	0	0	0	0	0	0	0	2	0	0	.422	
Mar 21	OLE MISS	*of	4	0	0	0	0	0	0	0	0	0	0	0	0	0	0	1	3	0	.388	
Mar 23	at Kansas City	*of	4	2	1	0	0	0	0	0	0	0	0	0	0	0	0	1	0	0	.377	
Mar 24	at Kansas	*of/dh	4	2	2	1	0	0	0	0	0	0	0	0	0	0	0	0	0	0	.386	
Mar 26	MISSISSIPPI STA	*of	2	1	0	0	0	0	0	0	0	0	0	0	0	0	0	2	1	0	.373	
Mar 27	MISSISSIPPI STA	*of	3	0	0	1	0	0	0	0	0	0	0	0	0	0	0	3	0	0	.355	
Mar 28	MISSISSIPPI STA	*of/dh	2	1	1	0	1	0	0	1	1	0	0	0	0	0	0	1	0	0	.359	
Apr 01	at Auburn	*of	3	1	1	1	0	0	0	0	0	0	1	0	0	0	0	1	0	0	.358	
Apr 02	at Auburn	*of	2	1	0	0	0	0	0	2	0	0	0	0	0	0	0	1	1	0	.348	
Apr 03	at Auburn	*of	3	1	2	1	0	0	0	1	0	0	0	0	0	0	0	0	1	0	.361	
Apr 06	MISSOURI STATE	*of	3	1	1	0	1	0	0	0	0	0	0	0	0	0	0	0	0	0	.360	
Apr 09	ALABAMA	*of	1	1	0	0	0	0	0	3	0	0	0	0	0	0	0	3	0	0	.355	
Apr 10	ALABAMA	*of	3	0	2	0	0	0	0	0	0	0	0	0	0	0	0	1	0	0	.367	
Apr 11	ALABAMA	*of	2	0	0	0	0	0	0	2	0	0	0	0	0	0	0	3	0	0	.358	
Apr 16	at Georgia	*of	3	1	0	1	0	0	0	1	0	0	0	0	0	0	0	1	2	0	.345	
Apr 17	at Georgia	*of	4	0	2	2	0	0	0	0	0	0	0	0	0	0	0	5	0	0	.352	
Apr 18	at Georgia	*of	4	2	3	1	0	0	1	0	0	0	0	0	0	0	0	1	0	0	.370	
Apr 21	CENTRAL ARKAN	*of	3	1	0	0	0	0	0	1	0	0	0	0	0	0	0	2	0	0	.358	
Apr 24	MISSOURI	*of	1	1	0	0	0	0	0	2	0	0	0	0	0	0	0	4	0	0	.354	
Apr 25	MISSOURI	*of	3	0	0	0	0	0	0	0	0	0	0	0	0	0	0	1	1	0	.343	
Apr 26	MISSOURI	*of	2	2	0	0	0	0	0	2	0	0	0	0	0	0	0	2	0	0	.337	
May 01	at LSU	*of	2	0	0	0	0	0	0	2	0	0	0	0	0	0	1	0	1	0	.330	
May 03	at LSU	*of	3	1	1	0	0	0	0	0	0	0	0	0	0	0	0	3	0	0	.330	
May 03	at LSU	*of	4	1	1	0	0	0	0	0	0	0	0	0	0	0	0	1	2	0	.327	
May 13	vs Tennessee	*of	2	0	0	0	0	0	0	0	0	0	0	0	0	0	0	2	2	0	.321	
May 21	MANHATTAN	*of	3	2	2	0	2	0	0	0	0	0	0	0	0	0	0	0	1	0	.330	
May 22	SOUTH DAKOTA	*of	4	0	0	0	0	0	0	0	0	0	0	0	0	0	0	1	0	0	.319	
May 23	STANFORD	*of	3	1	1	0	0	0	0	1	0	0	0	0	0	0	0	1	2	0	.320	
May 28	ARIZONA	*of	3	1	1	1	0	0	1	0	0	0	0	0	0	0	0	0	0	0	.320	
May 29	ARIZONA	*of	4	0	1	0	1	0	0	0	0	0	0	0	0	0	0	2	0	0	.318	
Totals			44gs	129	41	41	16	10	0	5	35	1	0	4	0	0	1	14	73	2	2	.318

On base pct. .476 • Slugging pct. .512

Hannah McEwen Career Stats

Year	avg	qp-gs	ab	r	h	2b	3b	hr	rbi	tb	slg%	bb	hbp	so	qdp	ob%	sf	sh	sb-alt	po	a	e	fld%
2018	.339	59-59	189	45	64	8	1	12	57	110	.582	22	4	13	0	.411	4	0	0-0	44	1	3	.938
2019	.386	58-58	189	43	73	12	1	2	26	93	.492	18	7	12	0	.452	3	0	0-0	54	2	6	.903
2020	.418	25-25	67	27	28	6	0	2	12	40	.597	19	5	6	0	.565	1	0	3-3	24	0	0	1.000
2021	.318	44-44	129	41	41	10	0	5	16	66	.512	35	4	14	1	.476	0	0	1-1	73	2	2	.974
TOTAL	.359	186-186	574	156	206	36	2	21	111	309	.538	94	20	45	1	.460	8	0	4-4	195	5	11	.948



RYLIN HEDGECKOCK

UTL • R/R • 5-9 • Redshirt Sophomore
Valdosta, Ga. • Lowndes HS

28

SEASON HIGHS

Category	No.	Opponent (Last)	Date
Hits	-	-	-
Doubles	-	-	-
Triples	-	-	-
Home Runs	-	-	-
Total Bases	-	-	-
RBIs	-	-	-
Runs	-	-	-
Walks	-	-	-
ABs	-	-	-

CAREER HIGHS

Category	No.	Opponent (Last)	Date
Hits	1	3x (Nebraska)	2/9/20
Doubles	-	-	-
Triples	-	-	-
Home Runs	1	UTEP	2/7/20
Total Bases	4	UTEP	2/7/20
RBIs	3	UTEP	2/7/20
Runs	1	UTEP	2/7/20
Walks	1	5x (Mississippi State)	3/28/21
ABs	3	Drake	3/4/21

BIO CONTINUED

Personal: Daughter of Russ Hedgecock and Heather Shoup...
Has five siblings: Tori, Bryson, Hunter, Ashley and Savannah...
Majoring in Exercise Science.

BIO

Career Accolades: SEC Academic Honor Roll (2021) ... SEC First-Year Academic Honor Roll (2020).

As a Redshirt Freshman (2021): Played in 19 games and made one start as the designated player ... Team's most often used pinch hitter, seeing 16 pinch hit at bats ... Recorded a pinch hit RBI single against Mississippi State (March 27).

As a Freshman (2020): Appeared in 18 total games, three pitching appearances... Team's primary pinch hitter... Hit a three run home run in first collegiate at bat to walk-off a 10-0 run-rule win over UTEP in the season opener (Feb. 7)... Notched a pinch hit RBI single against Bradley (Feb. 8)... Made collegiate debut inside the circle and struck out the side against Nebraska (Feb. 9)... Threw 0.2 innings and did not allow an earned run at No. 9 Alabama (March 7)

Prior to Arkansas: Posted a 1.10 ERA in her last two seasons... Holds the Lowndes HS record with 500 career strikeouts ... Led Lowndes to two Region Championships, including a fifth-place finish in the state tournament during sophomore campaign ... At the plate posted 11 or more home runs in a season three times, including a career-high 13 home runs and 49 RBIs her sophomore year... Hit over .400 each season of high school, including a .549 mark as a senior, with 12 homers and 43 RBIs... Played travel ball for Gainesville Gold.

GAME-BY-GAME

Date	Opponent	Pos	AB	R	H	RBI	2B	3B	HR	BB	SB	CS	HBP	SAC	SF	GDP	K	PO	A	E	Avg
Feb 11	vs Oklahoma State	ph	1	0	0	0	0	0	0	0	0	0	0	0	0	0	1	0	0	0	.000
Feb 20	at McNeese	ph	1	0	0	0	0	0	0	0	0	0	0	0	0	0	1	0	0	0	.000
Feb 20	at McNeese	ph	1	0	0	0	0	0	0	0	0	0	0	0	0	0	0	1	0	0	.000
Feb 25	NORTH DAKOTA	ph	1	0	0	0	0	0	0	0	0	0	0	0	0	0	0	0	0	0	.000
Feb 26	TEXAS TECH	ph/d	2	0	0	0	0	0	0	0	0	0	0	0	0	0	1	0	0	0	.000
Feb 26	SOUTHEAST MIS	ph	1	0	0	0	0	0	0	0	0	0	0	0	0	0	0	0	0	0	.000
Mar 04	DRAKE-1	*dh	3	0	0	0	0	0	0	0	0	0	0	0	0	0	0	0	0	0	.000
Mar 09	at Central Arkansas	ph	0	0	0	0	0	0	0	0	0	0	1	0	0	0	0	0	0	0	.000
Mar 13	at South Carolina	ph	1	0	0	0	0	0	0	0	0	0	0	0	0	0	0	0	0	0	.000
Mar 16	LIBERTY	ph	1	0	0	0	0	0	0	0	0	0	0	0	0	0	0	0	0	0	.000
Mar 20	OLE MISS	ph	1	0	0	0	0	0	0	0	0	0	0	0	0	0	1	1	0	0	.000
Mar 27	MISSISSIPPI STA	ph	1	0	1	1	0	0	0	0	0	0	0	0	0	0	0	0	0	0	.071
Mar 28	MISSISSIPPI STA	ph	0	0	0	0	0	0	0	1	0	0	0	0	0	0	0	0	0	0	.071
Apr 10	ALABAMA	ph	1	0	0	0	0	0	0	0	0	0	0	0	0	0	1	0	0	0	.067
Apr 11	ALABAMA	ph	1	0	0	0	0	0	0	0	0	0	0	0	0	0	0	0	0	0	.062
Apr 16	at Georgia	ph	1	0	0	0	0	0	0	0	0	0	0	0	0	0	0	0	0	0	.059
Apr 18	at Georgia	ph	1	0	0	0	0	0	0	0	0	0	0	0	0	0	0	0	0	0	.056
Apr 24	MISSOURI	ph	1	0	0	0	0	0	0	0	0	0	0	0	0	0	0	0	0	0	.053
Apr 26	MISSOURI	ph	1	0	0	0	0	0	0	0	0	0	0	0	0	0	0	0	0	0	.050
Totals		1gs	20	0	1	1	0	0	0	1	0	0	1	0	0	1	5	0	0	0	.050

On base pct. .136 • Slugging pct. .050

Rylin Hedgecock Career Stats

Year	era	w-l	app	qs	cq	sho	sv	ip	h	r	er	bb	so	2b	3b	hr	bf	bavg	wp	hbp	bk	sfa	sha
2020	2.62	0-0	3	0	0	0/1	0	2.2	8	4	1	1	4	1	0	1	17	.500	0	0	0	0	0
TOTAL	2.62	0-0	3	0	0	0/1	0	2.2	8	4	1	1	4	1	0	1	17	.500	0	0	0	0	0



CHELSI POSSAGE

INF • R/R • 5-3 • Freshman
Greenwood, Ark. • Greenwood HS

30

SEASON HIGHS

Category	No.	Opponent (Last)	Date
Hits	-	-	-
Doubles	-	-	-
Triples	-	-	-
Home Runs	-	-	-
Total Bases	-	-	-
RBI's	-	-	-
Runs	-	-	-
Walks	-	-	-
ABs	-	-	-

CAREER HIGHS

Category	No.	Opponent (Last)	Date
Hits	-	-	-
Doubles	-	-	-
Triples	-	-	-
Home Runs	-	-	-
Total Bases	-	-	-
RBI's	-	-	-
Runs	-	-	-
Walks	-	-	-
ABs	-	-	-

BIO CONTINUED


BIO

Prior to Arkansas: Played first three seasons of high school ball at Muldrow HS in Muldrow, Okla. before transferring to Greenwood HS in Greenwood, Ark. ... Played for head coach Ronnie Sockey at Greenwood ... As a senior slashed .407/.449/.627 with 35 hits, 29 runs, 10 doubles, three triples, one home run and 17 RBI ... As a sophomore at Muldrow HS registered a .455 batting average with 38 runs, 29 RBI and 28 stolen bases, leading the team to the school's first state tournament appearance ... Also played basketball at Muldrow, reaching the state championship game ... Played travel ball for Tulsa Elite.

Personal: Daughter of Mike and Stephanie Possage ... Has two siblings, Cade and Camryn ... Plans on majoring in kinesiology ... Played on the same travel team with Arkansas teammate Ally Sockey since they were six years old ... Enjoys spending time at the lake with friends and family, hiking and crafting.

GAME-BY-GAME

Chelsi Possage Career Stats



DANIELLE GIBSON

INF • L/R • 6-0 • Redshirt Senior
Murrieta, Calif. • Arizona State (Murrieta Valley HS)

41

SEASON HIGHS

Category	No.	Opponent (Last)	Date
Hits	-	-	-
Doubles	-	-	-
Triples	-	-	-
Home Runs	-	-	-
Total Bases	-	-	-
RBIs	-	-	-
Runs	-	-	-
Walks	-	-	-
ABs	-	-	-

CAREER HIGHS

Category	No.	Opponent (Last)	Date
Hits	5	South Carolina	3/13/21
Doubles	2	3x (South Carolina)	3/13/21
Triples	1	Campbell	2/8/19
Home Runs	4	SIUE	2/23/19
Total Bases	16	SIUE	2/23/19
RBIs	10	SIUE	2/23/19
Runs	4	SIUE	2/23/19
Walks	2	7x (FGCU)	2/16/20
ABs	7*	Oregon State	4/8/18

*At Arizona State

BIO CONTINUED

As a Sophomore (2019): Made history when she tied the SEC record with four home runs in a game and became just the second softball player to hit for the home run cycle and the first to do it in four innings ... Only the third player in the SEC to ever record 10 RBIs in a game... 16 total bases vs. SIUE is tied for 2nd most in NCAA history... Named SEC Co-Player of the Week and USA Softball Co-Player of the Week for her performance... Led the Razorbacks with a .640 slugging percentage (6th highest single-season record), 12 home runs and 110 total bases ... Finished third on the team in batting average (.349) and on base percentage (.397)... Hit the game-winning home run in the series opener against Kentucky (March 29)... Recorded eight multiple-RBI games.

At Arizona State (2018): Registered 57 hits with 27 runs scored, 12 home runs, 39 RBI and 12 doubles... Led the team in home runs (12), doubles (12), extra-base hits (24), slugging percentage (.633), while on-base percentage (.417) and RBI (39) ranked second and batting average (.343) ranked third... 16 multi-hit games, and multiple home runs in two games... 14 hits through the first month of the season, including hits in 19-of-21 games from Feb. 23-March 31, going 29-for-60 and boosting her average to .432 during that time... One of three freshmen to be named to the All-PAC-12 First Team.

BIO

Career Accolades: NFCA Second Team All-American (2021) ... All-SEC Second Team (2021) ... NFCA First Team All-South Region (2021) ... NFCA Third Team All-South Region (2019) ... NFCA Second Team All-West Region (2018, *at Arizona State) ... USA Softball Player of the Week (2019) ... SEC Player of the Week (2019, 2021) ... SEC Community Service Team (2021) ... Pac-12 All-Conference First Team (2018, *at Arizona State) ... Pac-12 All-Freshman Team (2018, *at Arizona State) ... NFCA Freshman of the Year Finalist (2018, *at Arizona State).

As a Redshirt Junior (2021): Led the team in hits and doubles and ranked second in batting average, home runs, RBIs and slugging percentage ... 15 home runs is tied for fourth most in a single-season in program history ... Hit two grand slams against Drake and Northwestern State... First career 5-for-5 game at South Carolina (Mar 13) and reached six times with a walk ... 0.60 walks per game ranked 17th in the SEC ... During SEC-only games hit a team-high .315 (23-for-73), while also leading the squad with 23 hits and seven doubles.

As a Junior (2020): Started all 25 games at first base... Went on a seven game hitting streak and totaled four multi-hit games... Slammed go-ahead two run homer in the seventh inning when Arkansas was down to its final two outs in a win at New Mexico State (Feb. 8)... Tied career-high of four hits in a win at No. 9 Alabama (March 6)... Collected three two RBI games against New Mexico State (Feb. 8), Furman (Feb. 15) and Villanova (Feb. 29).

GAME-BY-GAME

Date	Opponent	Pos	AB	R	H	RBI	2B	3B	HR	BB	SB	CS	HBP	SAC	SF	GDP	K	PO	A	E	Avg
Feb 11	vs Oklahoma State	*1b	5	0	3	1	2	0	0	0	0	0	0	0	0	0	1	3	0	1	.600
Feb 20	at McNeese	*1b	6	0	1	0	0	0	0	1	0	0	0	0	0	0	0	11	0	0	.364
Feb 20	at McNeese	*1b	4	0	1	1	0	0	0	0	0	0	0	0	0	0	6	6	1	0	.333
Feb 21	vs Baylor	*1b	4	2	2	3	1	0	1	0	0	0	0	0	0	0	2	0	0	0	.368
Feb 21	at McNeese	*1b	4	0	1	0	0	0	0	0	0	0	0	0	0	0	4	4	0	0	.348
Feb 22	at UT Arlington-1	*1b	3	2	3	2	1	0	0	1	0	0	0	0	0	0	12	0	0	0	.423
Feb 22	at UT Arlington-2	*1b	3	0	1	2	1	0	0	1	0	0	0	0	0	0	5	5	0	0	.414
Feb 25	NORTH DAKOTA	*1b	3	2	3	0	0	0	0	0	0	0	0	0	0	0	9	0	0	0	.469
Feb 25	NORTH DAKOTA	*1b	4	0	1	2	0	1	0	0	0	0	0	0	0	0	3	1	0	0	.444
Feb 26	TEXAS TECH	*1b/d	1	0	0	0	0	0	0	0	0	0	0	0	0	0	0	0	0	0	.432
Feb 26	SOUTHEAST MIS	*1b	4	0	0	0	0	0	0	0	0	0	0	0	0	0	7	1	0	0	.390
Feb 27	SOUTHEAST MIS	*1b	4	1	2	1	0	0	0	0	0	0	0	0	0	0	11	0	0	0	.400
Feb 28	TEXAS TECH	*1b	4	1	2	3	0	0	1	0	0	0	0	0	0	0	3	3	0	0	.429
Mar 04	DRAKE-1	*1b	4	0	0	0	0	0	0	0	0	0	0	0	0	0	2	6	1	0	.396
Mar 04	DRAKE-2	*1b	4	1	2	4	1	0	1	0	0	0	0	0	0	0	6	0	0	0	.404
Mar 05	KANSAS	*1b	4	0	1	1	0	0	0	0	0	0	0	0	0	0	7	7	0	0	.393
Mar 05	NORTHWESTERN	*1b	4	2	3	4	1	0	2	0	0	0	0	0	0	0	7	1	0	0	.415
Mar 06	NORTHWESTERN	*1b	3	2	2	5	0	2	0	0	0	0	0	0	0	0	4	0	0	0	.426
Mar 09	at Central Arkansas	*1b	3	1	1	2	0	0	1	1	0	0	0	0	0	0	4	1	0	0	.423
Mar 12	at South Carolina	*1b	4	0	1	0	0	0	0	0	0	0	0	0	0	0	1	1	0	0	.413
Mar 13	at South Carolina	*1b	5	1	5	0	2	0	0	1	0	0	0	0	0	0	8	8	1	0	.450
Mar 14	at South Carolina	*1b	3	0	0	0	0	0	0	1	0	0	0	0	0	0	1	5	0	0	.434
Mar 16	LIBERTY	*1b	4	0	0	0	0	0	0	0	0	0	0	0	0	0	9	0	0	0	.414
Mar 19	OLE MISS	*1b	4	1	2	1	0	0	0	0	0	0	0	0	0	0	8	0	0	0	.418
Mar 20	OLE MISS	*1b	4	1	2	2	1	0	1	0	0	0	0	0	0	0	12	0	0	0	.421
Mar 21	OLE MISS	*1b	3	1	2	0	1	0	0	1	0	0	0	0	0	0	5	5	0	0	.429
Mar 23	at Kansas City	*1b	3	0	2	1	1	0	0	1	0	0	1	0	0	0	15	0	0	0	.436
Apr 01	at Auburn	*1b	4	1	0	0	0	0	0	0	0	0	0	0	0	0	9	5	0	0	.419
Apr 02	at Auburn	*1b	4	0	0	0	0	0	0	0	0	0	0	0	0	0	12	0	0	0	.404
Apr 03	at Auburn	*1b	4	0	0	0	0	0	0	0	0	0	0	0	0	0	2	5	1	0	.389
Apr 06	MISSOURI STATE	*1b	3	2	2	2	0	0	1	0	0	0	0	0	0	0	7	0	0	0	.397
Apr 09	ALABAMA	*1b	3	0	0	0	0	0	0	0	1	0	0	0	0	0	2	8	0	0	.387
Apr 10	ALABAMA	*1b	3	0	0	0	0	0	0	0	0	0	0	0	0	0	1	8	0	0	.377
Apr 11	ALABAMA	*1b	3	0	1	0	0	0	0	0	0	0	0	0	0	0	2	7	0	0	.376
Apr 16	at Georgia	*1b	4	1	2	3	0	0	0	0	0	0	0	0	0	0	6	7	1	0	.380
Apr 17	at Georgia	*1b	3	1	1	2	0	0	1	0	0	0	0	0	0	0	2	0	0	0	.379
Apr 18	at Georgia	*1b	3	0	1	0	0	0	0	0	1	0	0	0	0	0	6	0	0	0	.378
Apr 21	CENTRAL ARKAN	*1b	3	2	1	0	0	0	0	1	0	0	0	0	0	0	5	5	1	0	.377
Apr 24	MISSOURI	*1b	3	1	2	3	1	0	1	0	0	0	0	0	0	0	4	4	0	0	.383
Apr 25	MISSOURI	*1b	3	0	0	0	0	0	0	0	0	0	0	0	0	0	6	1	0	0	.375
Apr 26	MISSOURI	*1b	4	1	3	3	0	0	1	0	0	0	0	0	0	0	5	5	0	0	.385
May 01	at LSU	*1b	3	0	1	0	0	0	0	0	0	0	0	0	0	0	1	7	0	0	.384
May 03	at LSU	*1b	2	0	0	1	0	0	0	0	0	0	0	0	0	0	1	5	0	0	.379
May 03	at LSU	*1b	4	0	0	0	0	0	0	0	0	0	0	0	0	0	2	10	0	0	.369
May 13	vs Tennessee	*1b	3	0	0	0	0	0	0	0	0	0	0	0	0	0	3	7	0	0	.363
May 21	MANHATTAN	*1b	2	1	1	0	0	0	0	0	0	0	0	0	0	0	2	0	0	0	.358
May 22	SOUTH DAKOTA	*1b	2	2	1	0	0	0	0	0	0	0	0	0	0	0	6	0	0	0	.350
May 23	STANFORD	*1b	4	1	1	0	0	0	0	0	0	0	0	0	0	0	1	1	0	1	.357
May 28	ARIZONA	*1b	3	0	0	0	0	0	0	0	0	0	0	0	0	0	1	6	0	0	.351
May 29	ARIZONA	*1b	1	0	1	0	0	0	0	2	0	0	0	0	0	0	0	13	0	0	.355
Totals		50gs	172	32	61	51	16	1	15	14	0	0	3	0	2	0	20	316	12	2	.355

On base pct. .408 • Slugging pct. .721

Danielle Gibson Career Stats - Arkansas Only

Year	avg	gp-gs	ab	r	h	2b	3b	hr	rbi	tb	slg%	bb	hbp	so	gdp	ob%	sf	sh	sb-att	po	a	e	fld%
2019	.349	55-55	172	33	60	12	1	12	45	110	.640	13	2	25	1	.397	2	0	0-0	70	7	2	.975
2020	.295	25-25	78	10	23	4	0	1	14	30	.385	7	2	9	0	.364	1	0	0-0	154	4	4	.975
2021	.355	50-50	172	32	61	16	1	15	51	124	.721	14	3	20	0	.408	2	0	0-0	316	12	2	.994
TOTAL	.341	130-130	422	75	144	32	2	28	110	264	.626	34	7	54	1	.395	5	0	0-0	540	23	8	.986



SAM TORRES

OF • L/L • 5-2 • Redshirt Junior
Temecula, Calif. • Chaparral HS

42

SEASON HIGHS

Category	No.	Opponent (Last)	Date
Hits	-	-	-
Doubles	-	-	-
Triples	-	-	-
Home Runs	-	-	-
Total Bases	-	-	-
RBI's	-	-	-
Runs	-	-	-
Walks	-	-	-
AB's	-	-	-

CAREER HIGHS

Category	No.	Opponent (Last)	Date
Hits	2	7x (Auburn)	4/3/21
Doubles	1	Kansas City	3/23/21
Triples	-	-	-
Home Runs	-	-	-
Total Bases	2	8x (Auburn)	4/3/21
RBI's	3	Mississippi State	3/27/21
Runs	2	2x (Kansas)	3/24/21
Walks	1	12x (LSU)	5/3/21
AB's	4	5x (Alabama)	4/9/21

BIO CONTINUED

As a Sophomore (2020): Appeared in 17 games primarily as a pinch runner and defensive replacement... Scored six runs... Registered two at bats and drew one walk against Montana (Feb. 22).

As a Freshman (2019): Appeared in 41 of 58 games and made four starts against Auburn (May 3-5) and Georgia in the SEC Tournament (May 9)... Served as a pinch runner 19 times and scored 11 runs... Made 31 appearances in the outfield, registered 18 putouts and committed one error in 19 chances.

Prior to Arkansas: Ranked as the No. 198 recruit in the country... Two-time Offensive MVP for Chaparral High School... Twice named to the All-Southwestern League Second Team... Earned Top Freshman accolades after hitting .494 with 39 hits in 29 games during the 2015 season... Through the first three seasons of her prep career, carried a .483 batting average with 117 hits and a .557 slugging percentage... Played travel ball for Athletics Mercado... Had a pair of top-20 PGF Nationals finishes including a seventh-place showing in 2017.

Prior to Arkansas: Majoring in Pre-Nursing.

BIO

Career Accolades: SEC Academic Honor Roll (2020, 2021) ... SEC First-Year Academic Honor Roll (2019).

As a Redshirt Sophomore (2021): Played in 41 games, making 32 starts: 30 in center field and two in right field ... Compiled a career-best 11-game hit streak from March 19-April 3, the longest of the season by any Razorback ... During her hitting streak, led the team in batting average (.500, 17-for-34), hits and on base percentage (.553), while the team went 11-0 ... Finished second on the team in SEC-only games hitting .306 (19-for-62) and fourth reaching base at a .403 clip ... Registered seven multi-hit games ... Recorded the first multi-hit game of her career going 2-for-3 in her first start of the season against Southeast Missouri (Feb. 27) ... Began 11-game hitting streak recording a 2-for-4 day with a run scored against Ole Miss (March 19) ... Collected her first career double and scored a career-high two runs at Kansas (March 24) ... Tallied a career-high three RBI's with two singles and a fielder's choice against Mississippi State (March 27) ... Stole only base of the year against Mississippi State (March 28) ... Registered one hit in last 13 starts.

GAME-BY-GAME

Date	Opponent	Pos	AB	R	H	RBI	2B	3B	HR	BB	SB	CS	HBP	SAC	SF	GDP	K	PO	A	E	Avg
Feb 11	vs Oklahoma State	ph/of	1	0	0	0	0	0	0	0	0	0	0	0	0	0	0	1	0	0	.000
Feb 22	at UT Arlington-1	ph/of	1	0	0	0	0	0	0	0	0	0	0	0	0	0	0	0	0	0	.000
Feb 22	at UT Arlington-2	of	0	0	0	0	0	0	0	0	0	0	0	0	0	0	0	0	0	0	.000
Feb 27	SOUTHEAST MIS	*of	3	0	2	0	0	0	0	0	0	0	0	0	0	0	1	0	0	0	.400
Feb 28	TEXAS TECH	*of	1	0	0	0	0	0	0	1	0	0	0	0	0	0	0	1	0	0	.333
Mar 04	DRAKE-2	ph	1	1	0	0	0	0	0	0	0	0	0	0	0	0	0	0	0	0	.286
Mar 05	KANSAS	ph	1	1	0	0	0	0	0	0	0	0	0	0	0	0	0	0	0	0	.250
Mar 05	NORTHWESTERN	of	1	1	1	0	0	0	0	0	0	0	0	0	0	0	0	0	0	0	.333
Mar 06	NORTHWESTERN	pr/ph	1	1	1	0	0	0	0	0	0	0	0	0	0	0	0	1	0	0	.400
Mar 09	at Central Arkansas	of	1	0	0	0	0	0	0	0	0	0	0	0	0	0	0	0	0	0	.364
Mar 12	at South Carolina	*of	3	1	1	0	0	0	0	0	0	0	0	1	0	0	1	3	0	0	.357
Mar 13	at South Carolina	*of/of	4	2	1	0	0	0	0	1	0	0	0	1	0	0	1	0	0	0	.333
Mar 14	at South Carolina	*of	3	1	1	0	0	0	0	1	0	0	0	0	0	0	1	3	0	0	.333
Mar 16	LIBERTY	*of	3	0	0	0	0	0	0	1	0	0	0	1	0	0	0	0	0	0	.292
Mar 19	OLE MISS	*of	4	1	2	0	0	0	0	0	0	0	0	0	0	0	1	3	0	0	.321
Mar 20	OLE MISS	*of	2	0	1	0	0	0	0	1	0	0	0	0	0	0	0	1	0	0	.333
Mar 21	OLE MISS	*of	3	0	2	0	0	0	0	0	0	0	0	0	0	0	1	3	0	0	.364
Mar 23	at Kansas City	*of	3	1	2	1	0	0	0	1	0	0	0	0	0	0	1	1	0	0	.389
Mar 24	at Kansas	*of	4	2	1	0	1	0	0	0	0	0	0	0	0	0	1	1	0	1	.375
Mar 26	MISSISSIPPI STA	*of	2	0	1	0	0	0	0	1	0	0	0	0	0	0	1	2	0	0	.381
Mar 27	MISSISSIPPI STA	*of	3	0	2	3	0	0	0	1	0	0	0	0	0	0	0	0	0	0	.400
Mar 28	MISSISSIPPI STA	*of	4	1	1	0	0	0	0	0	1	0	0	0	0	0	0	1	1	0	.388
Apr 01	at Auburn	*of	3	1	2	0	0	0	0	0	0	0	0	0	0	0	0	1	0	0	.404
Apr 02	at Auburn	*of	3	1	1	0	0	0	0	0	0	0	0	0	0	0	2	0	0	0	.400
Apr 03	at Auburn	*of	3	0	2	0	0	0	0	0	0	0	0	0	0	0	0	2	0	0	.414
Apr 06	MISSOURI STATE	*of	3	0	0	0	0	0	0	0	0	0	0	0	0	0	2	0	0	0	.393
Apr 09	ALABAMA	*of	4	1	1	0	0	0	0	0	0	0	0	0	0	0	2	2	0	0	.385
Apr 10	ALABAMA	*of	3	0	0	0	0	0	0	0	0	0	0	0	0	0	1	0	0	0	.368
Apr 11	ALABAMA	*of	2	0	0	0	0	0	0	1	0	0	0	0	0	0	2	1	0	0	.357
Apr 16	at Georgia	*of	3	0	1	0	0	0	0	0	0	0	0	0	0	0	1	1	0	0	.356
Apr 17	at Georgia	*of	1	1	0	0	0	0	0	1	0	0	0	1	0	0	0	1	0	0	.351
Apr 18	at Georgia	*of	1	0	0	0	0	0	0	0	0	0	0	1	0	0	0	1	0	0	.347
Apr 21	CENTRAL ARKAN	*of	3	0	0	0	0	0	0	0	0	0	0	1	0	0	0	1	0	0	.333
Apr 24	MISSOURI	*of	2	0	0	0	0	0	0	0	0	0	0	0	0	0	0	3	0	0	.325
Apr 25	MISSOURI	*of	2	0	0	0	0	0	0	0	0	0	0	0	0	0	0	1	0	0	.317
Apr 26	MISSOURI	*of	2	0	0	0	0	0	0	0	0	0	0	0	0	0	0	3	0	0	.310
May 01	at LSU	*of	1	0	0	0	0	0	0	1	0	0	0	0	0	0	0	1	0	0	.306
May 03	at LSU	*of	2	0	0	0	0	0	0	0	0	0	0	0	0	0	0	1	0	0	.299
May 03	at LSU	*of	2	0	0	0	0	0	0	1	0	0	0	0	0	0	0	1	0	0	.292
May 13	vs Tennessee	*of	1	0	0	0	0	0	0	0	0	0	0	0	0	0	0	1	0	0	.289
May 21	MANHATTAN	pr	0	1	0	0	0	0	0	0	0	0	0	0	0	0	0	0	0	0	.289
Totals			32gs	90	18	26	4	1	0	13	1	0	2	5	0	0	22	44	0	1	.289

On base pct. .390 • Slugging pct. .300

Sam Torres Career Stats

Year	avg	gp-gs	ab	r	h	2b	3b	hr	rbi	tb	slg%	bb	hbp	so	gdp	ob%	sf	sh	sb-att	po	a	e	fld%
2019	.154	41-4	13	12	2	0	0	0	0	2	.154	0	0	2	0	.154	0	1	1-1	18	0	1	.947
2020	.000	17-0	2	6	0	0	0	0	0	0	.000	1	0	0	0	.333	0	0	0-1	3	0	0	1.000
2021	.289	41-32	90	18	26	1	0	0	4	27	.300	13	2	22	0	.390	0	5	1-1	44	0	1	.978
TOTAL	.267	99-36	105	36	28	1	0	0	4	29	.276	14	2	24	0	.364	0	6	2-3	65	0	2	.970



CALLIE TURNER

LHP • L/L • 5-10 • Redshirt Sophomore
Land O'Lakes, Fla. • Land O'Lakes HS

44

SEASON HIGHS

Category	No.	Opponent (Last)	Date
Innings	-	-	-
Longest Start	-	-	-
Shortest Start	-	-	-
Longest Relief	-	-	-
Hits	-	-	-
Runs	-	-	-
Earned Runs	-	-	-
Walks	-	-	-
Strikeouts	-	-	-
Pitches	-	-	-

CAREER HIGHS

Category	No.	Opponent (Last)	Date
Innings	7.0*	6x (Stanford)	3/8/20
Longest Start	7.0*	6x (Stanford)	3/8/20
Shortest Start	1.0*	Auburn	5/2/21
Longest Relief	3.0*	Liberty	5/22/21
Hits	8*	3x (Stanford)	3/6/20
Runs	7*	Stanford	3/6/20
Earned Runs	5*	Utah	2/14/20
Walks	6*	2x (Toledo)	3/7/20
Strikeouts	10*	Colorado State	2/13/20
Pitches	136*	Stanford	3/6/20

*At Tennessee

BIO CONTINUED

BIO

At Tennessee: Played at Tennessee for two seasons (2020-21), appearing in 40 games and making 33 starts over 168.1 innings pitched with a 2.50 ERA ... Went 18-10 inside the circle and struck out 103 batters ... Ranked second on the team in 2021 with a 2.28 ERA, 76.2 innings pitched, 31 strikeouts, and a .203 opponent batting average while accumulating a 10-3 record ... Threw a five-inning no-hitter against Lamar, allowing one walk with a strikeout ... In the COVID-19 shortened 2020 season, led the staff in almost every statistical category, throwing 91.2 innings and pitched to an 8-7 record with a 2.67 ERA and 72 strikeouts ... Led the SEC in innings pitched and ranked fifth in wins and sixth in strikeouts ... Threw a career-high seven innings, blanking Stanford behind four hits allowed and four strikeouts ... Struck out a career-high 10 against Colorado State.

At High School: Captured both 6A Player and Pitcher of the Year awards at Land O'Lakes HS ... Struck out 582 hitters in just two seasons ... Won a state title in 2017 and earned NFCA All-American honors twice ... In 2019, participated on USA Softball's Junior Women's National Training Team, earning an International Cup bronze medal.

GAME-BY-GAME

Callie Turner Career Stats - Arkansas Only



JENNA BLOOM

RHP • R/R • 5-7 • Redshirt Sophomore
Huntington Beach, Calif. • Edison HS

72

SEASON HIGHS

Category	No.	Opponent (Last)	Date
Innings	-	-	-
Longest Start	-	-	-
Shortest Start	-	-	-
Longest Relief	-	-	-
Hits	-	-	-
Runs	-	-	-
Earned Runs	-	-	-
Walks	-	-	-
Strikeouts	-	-	-
Pitches	-	-	-

CAREER HIGHS

Category	No.	Opponent (Last)	Date
Innings	7.0	Kansas	3/10/20
Longest Start	7.0	Kansas	3/10/20
Shortest Start	0.2	Montana	2/22/20
Longest Relief	4.0	Villanova	2/29/20
Hits	7	Missouri	4/25/21
Runs	5	4x (Arizona)	5/28/21
Earned Runs	5	3x (Arizona)	5/28/21
Walks	3	5x (South Carolina)	3/14/21
Strikeouts	10	Kansas	3/10/20
Pitches	114	Kent State	2/28/20

BIO CONTINUED

debut in the season opener against UTEP (Feb. 7) throwing a scoreless inning of relief with a strikeout ... Recorded first career win throwing four scoreless innings while only allowing one hit and striking out six against Furman (Feb. 15) ... Struck out six consecutive hitters over 2.1 innings to earn first career save at FGCU (Feb. 16) ... Earned first career complete game shutout, striking out a career-best 10 in a 1-0 win over Kansas (March 10).

Prior to Arkansas: Prepped at Edison High School... Ranked No. 43 in the final FloSoftball Hot 100... During the 2019 state tournament run, struck out 24 batters in 12.1 innings of work while allowing just one earned run and led Edison to its first playoff win in two years... Against nationally-ranked Mission Viejo High School, struck out 15 batters while allowing just one hit in a five-inning 10-0 win... struck out every out of the game...

Personal: Daughter of Daniel and Melonie Bloom ... Has one brother, Jacob ... Mother Melonie played volleyball for San Diego State from 1992-97 ... Enjoys traveling, trying new foods and hanging out with her family.

BIO

Career Accolades: All-SEC Newcomer Team (2021) ... SEC Academic Honor Roll (2021) ... SEC First-Year Academic Honor Roll (2020)

Redshirt Freshman (2021): As a reliever went 3-1 with a 5.57 ERA (16.1 IP/13 ER) and a .310 opponent batting average compared to a 5-1 record holding a 3.39 ERA (41.1 IP/20 ER) and a .237 opponent batting average as a starter ... Named to the All-SEC Newcomer Team, which recognized freshmen who had their initial year shortened due to COVID-19 ... Earned first career SEC win, throwing 4.1 innings as a starter, allowing two runs on four hits and three walks with three strikeouts at South Carolina (March 14).


Freshman (2020): Led the Arkansas pitching staff with 68 strikeouts, a .208 opponent batting average and three saves ... 10.9 strikeouts per seven innings ranked 12th nationally and was the only freshman to rank inside the top 15 ... Three saves ranked fourth-most in the SEC and ninth nationally ... Had five or more strikeouts in seven of 16 outings ... Made collegiate

GAME-BY-GAME

Date	Opponent	GS	IP	H	R	ER	BB	SO	2B	3B	HR	WP	BK	HBP	IBB	Score	W-L	Sv	ERA	NP	
Feb 11	vs Oklahoma State		1.1	3	4	4	2	2	0	0	2	0	0	0	0	11-12	0-0	0	21.00	45	
Feb 20	at McNeese		0.1	1	1	1	2	0	0	0	0	0	0	0	0	4-7	0-1	0	21.00	13	
Feb 22	at UT Arlington-2	*	6.2	5	3	3	2	7	1	0	2	1	0	0	0	4-3	1-1	0	6.72	110	
Feb 25	NORTH DAKOTA		1.0	0	0	0	0	2	0	0	0	0	0	0	0	9-0	1-1	0	6.00	8	
Feb 26	SOUTHEAST MIS	*	4.1	3	2	2	1	4	1	0	0	1	0	0	0	9-3	2-1	0	5.12	71	
Mar 04	DRAKE-1		3.0	1	1	1	0	2	1	0	0	0	0	0	0	6-3	3-1	0	4.62	30	
Mar 04	DRAKE-2		0.0	2	0	0	0	0	0	0	0	0	0	0	0	6-4	3-1	0	4.62	12	
Mar 05	NORTHWESTERN	*	2.0	3	4	4	2	0	0	0	1	0	0	0	0	13-5	3-1	0	5.62	44	
Mar 14	at South Carolina	*	4.1	4	2	2	3	3	3	0	0	0	1	0	0	3-2	4-1	0	5.17	90	
Mar 21	OLE MISS	*	6.2	5	2	2	1	9	3	0	0	1	0	0	0	3-2	4-1	0	4.48	102	
Mar 23	at Kansas City		2.0	0	0	0	1	2	0	0	0	1	0	0	0	9-3	5-1	0	4.20	21	
Mar 27	MISSISSIPPI STA		2.2	3	1	1	0	1	1	0	0	0	0	0	0	8-7	6-1	0	4.08	40	
Apr 03	at Auburn	*	5.0	3	0	0	0	3	1	0	0	0	0	0	0	2-0	7-1	0	3.56	70	
Apr 09	ALABAMA		3.1	2	0	0	1	1	0	0	0	0	0	0	0	3-5	7-1	0	3.28	52	
Apr 18	at Georgia	*	4.0	4	2	2	2	4	0	0	2	1	0	0	0	5-2	8-1	0	3.30	62	
Apr 21	CENTRAL ARKAN	*	4.1	3	2	2	2	7	0	1	0	0	0	1	0	7-6	8-1	0	3.29	85	
Apr 24	MISSOURI		2.0	5	1	1	0	2	2	0	0	0	0	0	0	3-6	8-1	0	3.30	42	
Apr 25	MISSOURI	*	4.0	7	3	3	0	1	1	0	2	0	0	1	0	1-10	8-2	0	3.44	68	
May 28	ARIZONA		0.2	5	5	5	1	1	1	0	2	1	0	0	0	4-10	8-2	0	4.01	31	
Totals			9	57.2	59	33	33	20	51	15	1	11	6	0	3	0	110-90	8-2	0	4.01	-

Jenna Bloom Career Stats

Year	era	w-l	app	gs	cq	sho	sv	ip	h	r	er	bb	so	2b	3b	hr	bf	bavg	wp	hbp	bk	sfa	sha
2020	3.21	4-2	16	7	1	1/2	3	43.2	35	25	20	21	68	6	0	4	198	.208	4	7	0	0	2
2021	4.01	8-2	19	9	0	0/2	0	57.2	59	33	33	20	51	15	1	11	253	.260	6	3	0	2	1
TOTAL	3.66	12-4	35	16	1	1/4	3	101.1	94	58	53	41	119	21	1	15	451	.238	10	10	0	2	3



AUDRIE LAVALLEY

INF • L/R • 5-6 • Redshirt Junior
Choctaw, Okla. • Oklahoma (Carl Albert HS)

99

SEASON HIGHS

Category	No.	Opponent (Last)	Date
Innings	-	-	-
Longest Start	-	-	-
Shortest Start	-	-	-
Longest Relief	-	-	-
Hits	-	-	-
Runs	-	-	-
Earned Runs	-	-	-
Walks	-	-	-
Strikeouts	-	-	-
Pitches	-	-	-

CAREER HIGHS

Category	High	Opponent (Last)	Date
Hits	2	3x (North Dakota St.)	2/25/21
Doubles	1*	2x (Hofstra)	2/16/19
Triples	-	-	-
Home Runs	1	5x (UTA)	2/22/21
Total Bases	5	Furman	2/15/20
RBI's	4	Nebraska	2/9/20
Runs	2	2x (UTEP)	2/7/20
Walks	3	Oklahoma State	2/11/21
ABs	4	2x (Drake)	3/4/21

*At Oklahoma

BIO CONTINUED

against Hofstra (Feb. 16)... In first Big 12 at-bat, recorded a single against Baylor (April 7)... Hit first career home run and scored two runs at Iowa State (April 28).

Prior to Arkansas: Earned four letters at Carl Albert High School... Named all-district and Big All-City all four seasons and earned all-state honors as a senior... Led her team to four district championships and regional titles, culminating in the 5A state title in her senior season... Spent time at shortstop and in the circle... Hit .528 during her career (.500 or better each year) with a .596 on-base percentage, 218 runs scored, 217 RBI, 52 doubles, 32 triples, 33 home runs, 78 walks to 50 strikeouts and 51 stolen bases... Threw 204.1 career innings with a 28-10 record, two saves, a 1.98 earned run average and 144 strikeouts.

Personal: Daughter of Joe and Renee LaValley... has two siblings, Gavin and Christina... Brother Gavin is an infielder for the Kansas City Monarchs in the independent American Association and was a fourth round draft selection out of high school (2014) by Cincinnati... Cousin, Zadi LaValley, is a sophomore infielder on Baylor's softball team and also wears No. 99... Cousin, Carter LaValley, is a redshirt freshman infielder at Oklahoma... Majoring in Recreation and Sports

BIO

Career Accolades: SEC Academic Honor Roll (2021).

As a Redshirt Sophomore (2021): Appeared in 23 games and made 19 starts, all at second base Hit a home run in back-to-back games for the first time in her career, hitting a pair of solo bombs in a doubleheader at UTA (Feb. 22).

As a Sophomore (2020): Played in 16 games and made 11 starts... Scored two runs and walked twice in her Arkansas debut against UTEP (Feb. 7)... Smashed a grand slam against Nebraska for her first homer in an Arkansas jersey (Feb. 9)... Delivered the game-tying two RBI pinch hit single in the seventh inning in win over Kansas (March 10)... Collected a pair of two hit games against New Mexico State (Feb. 9) and Furman (Feb. 15).

At Oklahoma (2019): Played in 37 games, primarily serving as a pinch runner... Scored 16 runs, including two at Iowa State (April 28)... Recorded her first career hit with a double against Charlotte (Feb. 9)... Tallied an RBI double and scored a run

GAME-BY-GAME

Date	Opponent	Pos	AB	R	H	RBI	2B	3B	HR	BB	SB	CS	HBP	SAC	SF	GDP	K	PO	A	E	Avg
Feb 11	vs Oklahoma State	*2b	1	1	0	2	0	0	0	0	0	0	0	1	0	0	0	1	2	1	0
Feb 21	vs Baylor	*2b	1	1	0	0	0	0	0	0	2	0	0	0	0	0	0	0	1	1	0
Feb 21	at McNeese	*2b	3	0	0	0	0	0	0	0	0	0	0	0	0	0	0	1	4	3	0
Feb 22	at UT Arlington-1	*2b	3	1	1	1	0	0	1	1	0	1	0	0	0	0	0	2	3	0	0
Feb 22	at UT Arlington-2	*2b	2	1	1	1	0	0	1	0	0	0	0	0	1	0	0	1	0	0	0
Feb 25	NORTH DAKOTA	*2b	3	1	1	0	0	0	0	0	0	0	0	0	0	0	0	1	2	0	0
Feb 25	NORTH DAKOTA	*2b	3	0	2	0	0	0	0	0	0	0	0	0	0	0	0	0	1	1	0
Feb 26	TEXAS TECH	*2b	2	0	0	0	0	0	0	0	0	0	0	0	0	0	0	1	0	0	0
Feb 26	SOUTHEAST MIS	*2b	3	1	1	3	0	0	1	0	0	0	0	0	0	0	1	1	1	0	0
Feb 27	SOUTHEAST MIS	*2b	3	0	0	0	0	0	0	0	0	0	0	0	0	0	0	1	3	0	0
Feb 28	TEXAS TECH	*2b	2	1	0	1	0	0	0	1	0	0	1	0	0	0	1	1	0	0	0
Mar 04	DRAKE-1	*2b	4	0	0	0	0	0	0	0	0	0	0	0	0	0	0	1	1	0	0
Mar 04	DRAKE-2	*2b	2	1	0	0	0	0	0	1	0	0	1	0	0	0	0	2	0	0	0
Mar 05	KANSAS	*2b	2	0	0	1	0	0	0	1	0	0	0	0	0	0	0	1	0	0	0
Mar 05	NORTHWESTERN	*2b	1	1	0	0	0	0	0	0	2	0	0	0	0	0	0	1	0	0	0
Mar 06	NORTHWESTERN	*2b	2	0	0	0	0	0	0	0	0	0	0	0	0	0	0	1	0	0	0
Mar 09	at Central Arkansas	*2b	2	1	0	0	0	0	0	1	0	0	0	0	0	0	1	1	0	0	0
Mar 13	at South Carolina	pr/2b	1	1	0	0	0	0	0	0	0	0	0	0	0	0	0	1	0	0	0
Mar 19	OLE MISS	*2b	1	0	0	0	0	0	0	0	0	0	1	0	0	0	1	0	2	0	0
Apr 21	CENTRAL ARKAN	ph	1	0	0	0	0	0	0	0	0	0	0	0	0	0	1	0	0	0	0
May 13	vs Tennessee	*2b	2	0	0	0	0	0	0	0	0	0	0	0	0	0	1	0	1	0	0
May 21	MANHATTAN	pr	0	1	0	0	0	0	0	0	0	0	0	0	0	0	0	0	0	0	0
May 23	STANFORD	pr	0	0	0	0	0	0	0	0	0	0	0	0	0	0	0	0	0	0	0
Totals			19gs	44	12	6	9	0	3	12	0	1	4	1	0	0	12	24	15	1	.136

On base pct. .367 • Slugging pct. .341

Audrie LaValley Career Stats - Arkansas Only

Year	avg	gp-gs	ab	r	h	2b	3b	hr	rbi	tb	slg%	bb	hbp	so	gdp	ob%	sf	sh	sb-att	po	a	e	fld%
2020	.259	16-11	27	7	7	0	0	2	11	13	.481	3	1	8	0	.355	0	0	2-2	13	12	2	.926
2021	.136	23-19	44	12	6	0	0	3	9	15	.341	12	4	12	0	.367	0	1	0-1	24	15	1	.975
TOTAL	.183	39-30	71	19	13	0	0	5	20	28	.394	15	5	20	0	.363	0	1	2-3	37	27	3	.955

RADIO/TV ROSTER CHART




KAITLYN HOWARD
So. • 5-7 • L/L
UTL • East End Ark.



RAIGAN KRAMER
Fr. • 5-4 • L/R
INF • Topeka, Kan.



VALERIE VENTURA
R-Jr. • 5-6 • R/R
INF • Oxnard, Calif.



LARISSA CESENA
R-Jr. • 5-7 • L/R
INF/OF • Riverside, Calif.
Suh-SANE-ya




MARY HAFF
R-Sr. • 5-10 • R/R
RHP • Winter Haven, Fla.



LAUREN HOWELL
So. • 5-7 • R/R
RHP • Jefferson City, Mo.



CALLY KILDOW
So. • 5-7 • R/R
UTL • Gravette, Ark.
Kill-DOW



CHENISE DELCE
R-Jr. • 5-5 • R/R
RHP/UTL • Oklahoma City, Okla.
CHEN-ee-se Del-ss




KB Sides
R-Sr. • 5-5 • L/R
OF • Dora, Ala.



ALLY SOCKEY
Fr. • 5-6 • R/R
INF • Greenwood, Ark.



ABBY GORDON
Fr. • 6-0 • R/R
C • Garden Plain, Kan.



KACIE HOFFMANN
Fr. • 5-9 • L/L
UTL • Elkhorn, Neb.



SPENCER PRIGGE
Fr. • 6-0 • L/R
INF • Phoenix, Ariz.
Prig-ee




MADI CONKLIN
Fr. • 5-4 • R/R
C • Fort Smith, Ark.



TAYLOR ELLSWORTH
Gr. • 5-5 • R/R
C/UTL • Georgetown, Texas



MARLENE FRIEDMAN
So. • 5-5 • R/R
INF • Huntington Beach, Calif.
FREED-man



HANNAH GAMMILL
So. • 5-8 • R/R
INF • Beebe, Ark.



MALLORY HARDWICK
Fr. • 5-9 • L/L
UTL • Keller, Texas




LINNIE MALKIN
R-Sr. • 5-11 • R/R
OF • Broomfield, Colo.
Mal (like pal)-kin




HANNAH MCEWEN
R-Sr. • 5-7 • L/R
OF • San Diego, Calif.



RYLIN HEDGECOCK
R-Fr. • 5-9 • R/R
UTL • Valdosta, Ga.




CHELSEI POSSAGE
Fr. • 5-3 • R/R
INF • Greenwood, Ark.



DANIELLE GIBSON
R-Sr. • 6-0 • L/R
INF • Murrieta, Calif.



SAM TORRES
R-Jr. • 5-2 • L/L
OF • Temecula, Calif.



CALLIE TURNER
R-So. • 5-10 • L/L
LHP • Land O'Lakes, Fla.



JENNA BLOOM
R-So. • 5-10 • R/R
LHP • Huntington Beach, Calif.



AUDRIE LAVALLEY
R-Jr. • 5-6 • L/R
INF • Choctaw, Okla.



COURTNEY DEIFEL
Head Coach • 3rd Base Coach
Seventh Season
DIE-full



MATT MEUCHEL
Asst. Coach • Umpire Appeals
Sixth Season
Michael



ANNIE SMITH
Vol. Asst. Coach • 1st Base Coach
Third Season