



### Arkansas at Vanderbilt

01/23/25 Memorial Gymnasium (Vanderbilt), Nashville  
2024-25 Women's Basketball

Game Time: 6:30 PM  
Game Duration: 1:46  
Attendance: 3,500

Officials: Timothy Greene, Ifeyinwa Seales, Timothy Daley

Arkansas - 60

Record: 8-13 (1-5)

NO.	Name	C	Min	FG			3P			FT			Rebounds			Fouls		TP	AS	TO	ST	Blocks		+/-
				M-A	M-A	M-A	OR	DR	TOT	PF	FD	BS	BA											
22	Vera Ojenuwa	C	29:31	2-6	0-0	0-0	4	4	8	1	1	4	0	1	1	1	1	1	1	1	1	1	-20	
1	Phoenix Stotjin	G	20:31	3-9	1-3	1-2	0	0	0	0	3	8	0	6	1	0	0	6	1	0	0	0	-31	
2	Kiki Smith	G	17:37	2-6	1-3	0-0	0	1	1	2	0	5	0	3	0	0	3	0	0	0	0	0	-30	
3	Izzy Higginbottom	G	30:57	2-6	1-3	2-2	0	5	5	2	3	7	4	8	0	0	8	0	0	1	0	0	-30	
10	Cristina Sánchez Cerqueira	G	26:54	1-4	0-1	0-0	2	6	8	2	1	2	2	2	2	0	2	0	0	0	0	0	-24	
23	Carly Keats		24:49	6-15	4-10	0-0	0	0	0	0	1	16	1	2	0	0	0	0	0	0	0	0	-26	
34	Jenna Lawrence		12:07	1-2	0-1	0-0	0	0	0	0	1	2	0	0	0	1	0	0	1	0	0	0	-13	
25	Danika Galea		10:29	1-3	0-1	0-0	2	1	3	0	0	2	0	2	0	0	0	0	1	0	1	0	-21	
20	Karley Johnson		24:10	6-8	1-2	1-3	1	2	3	1	2	14	1	0	2	0	1	0	2	0	1	0	-11	
44	Maryn Archer		02:55	0-1	0-0	0-0	0	0	0	0	0	0	0	0	0	0	0	0	0	0	0	0	1	
Team							3	2	5			0			2									
<b>Totals</b>				24-60	8-24	4-7	12	21	33	8	12	60	8	26	5	1	4						-41	

Technical Fouls: NONE

Shooting By Period		
1st FG%	4-14	28.6%
3PT%	0-5	0.0%
FT%	2-2	100%
2nd FG%	7-15	46.7%
3PT%	2-5	40.0%
FT%	1-2	50%
3rd FG%	8-17	47.1%
3PT%	3-9	33.3%
FT%	1-2	50%
4th FG%	5-14	35.7%
3PT%	3-5	60.0%
FT%	0-1	0%
GM FG%	24-60	40.0%
3PT%	8-24	33.3%
FT%	4-7	57.1%

Dead Ball Rebounds: 3, 0

Vanderbilt - 101

Record: 16-4 (3-3)

NO.	Name	F	Min	FG			3P			FT			Rebounds			Fouls		TP	AS	TO	ST	Blocks		+/-
				M-A	M-A	M-A	OR	DR	TOT	PF	FD	BS	BA											
10	Jane Nwaba	F	18:29	5-8	3-4	0-0	1	1	2	1	0	13	0	0	2	0	0	2	0	0	0	0	13	
12	Khamil Pierre	F	28:51	8-12	0-1	4-6	1	8	9	2	5	20	4	2	4	1	0	4	1	0	0	44		
1	Mikayla Blakes	G	26:49	8-13	4-6	4-4	2	0	2	1	2	24	3	1	1	0	0	3	1	0	0	26		
11	Jordyn Oliver	G	26:01	1-3	0-0	0-0	0	4	4	0	0	2	6	2	0	0	0	2	6	2	0	0	24	
23	Iyana Moore	G	28:05	7-12	2-4	2-2	0	2	2	0	1	18	0	3	2	0	0	3	3	2	0	0	21	
14	Aiyana Mitchell		12:01	1-3	0-0	0-0	2	0	2	1	0	2	1	2	1	1	1	2	1	1	1	1	6	
4	Madison Greene		19:15	4-6	2-2	0-0	0	1	1	4	0	10	2	0	1	0	0	2	0	1	0	0	31	
5	Leilani Kapinus		18:56	2-4	1-2	0-0	2	4	6	1	0	5	3	2	6	1	0	3	2	6	1	0	27	
13	Justine Pissott		10:55	2-5	1-4	0-0	1	3	4	1	0	5	1	0	0	1	0	1	0	0	1	0	13	
2	Jada Brown		04:48	1-2	0-1	0-0	0	1	1	0	0	2	0	2	0	0	0	0	2	0	0	0	2	
24	Aga Makurat		02:55	0-1	0-1	0-0	0	0	0	0	0	0	1	0	0	0	0	1	0	0	0	0	-1	
30	Trinity Wilson		02:55	0-0	0-0	0-0	0	0	0	1	0	0	0	0	0	0	0	0	0	0	0	0	-1	
Team							2	0	2			0			0									
<b>Totals</b>				39-69	13-25	10-12	11	24	35	12	8	101	21	14	17	4	1	41						

Technical Fouls: NONE

Shooting By Period		
1st FG%	10-15	66.7%
3PT%	4-5	80.0%
FT%	2-2	100%
2nd FG%	11-18	61.1%
3PT%	3-5	60.0%
FT%	2-2	100%
3rd FG%	6-15	40.0%
3PT%	2-4	50.0%
FT%	5-7	71.4%
4th FG%	12-21	57.1%
3PT%	4-11	36.4%
FT%	1-1	100%
GM FG%	39-69	56.5%
3PT%	13-25	52.0%
FT%	10-12	83.3%

Dead Ball Rebounds: 0, 0

	ARK	VANDY
Biggest lead	0 (1 <sup>st</sup> 10:00)	45 (4 <sup>th</sup> 3:20)
Best Scoring Run	9 (3 <sup>rd</sup> 3:50)	11 (4 <sup>th</sup> 3:20)
Lead Changes	0	
Times Tied	0	
Time with Lead	00:00	39:32

	ARK	VANDY
Points from	ARK	VANDY
Turnovers	13	40
Paint	24	40
Second Chance	12	9
Fast Breaks	13	22
Bench	34	24

	Period by Period Scoring				
	1st	2nd	3rd	4th	TOT
ARK	10	17	20	13	60
VANDY	26	27	19	29	101



**Period 1**

**Quarter Starters:**

<b>VANDY</b>	1 Blakes M	10 Nwaba J	11 Oliver J	12 Pierre K	23 Moore I
<b>ARK</b>	1 Stotjin P	2 Smith K	3 Higginbottom I	10 Sánchez Cerqueira C	22 Ojenuwa V

Game Time	VANDY	Score	Diff	ARK
10:00	12 PIERRE K jumpball won			22 OJENUWA V jumpball lost
09:48	11 OLIVER J 2pt FG in the paint, jump shot missed			
09:46				10 SÁNCHEZ CERQUEIRA C defensive rebound (1)
09:40				turnover sec 5 (1)
09:32	12 PIERRE K 2pt FG from turnover outside the paint, jump shot made (2)	<b>2-0</b>	<b>2</b>	
09:32	1 BLAKES M assist (1)			
09:12				1 STOTJIN P turnover travel (1)
08:47	1 BLAKES M 2pt FG from turnover outside the paint, pull up jump shot missed			
08:44				22 OJENUWA V defensive rebound (1)
08:22				2 SMITH K 2pt FG in the paint, jump shot missed
08:20	11 OLIVER J defensive rebound (1)			
08:05	10 NWABA J 3pt FG , jump shot missed			
08:02	1 BLAKES M offensive rebound (1)			
07:57	23 MOORE I foul drawn (1)			3 HIGGINBOTTOM I foul shooting (1 - 1)
07:57	23 MOORE I free throw 1 - 2 made (1)	<b>3-0</b>	<b>3</b>	
07:57	23 MOORE I free throw 2 - 2 made (2)	<b>4-0</b>	<b>4</b>	
07:49				2 SMITH K turnover bad pass (1)
07:30	11 OLIVER J 2pt FG from turnover in the paint, driving layup missed			
07:28				10 SÁNCHEZ CERQUEIRA C defensive rebound (2)
07:10		<b>4-2</b>	<b>2</b>	1 STOTJIN P 2pt FG outside the paint, turnaround jump shot made (2)
06:49	10 NWABA J 3pt FG , jump shot made (3)	<b>7-2</b>	<b>5</b>	
06:49	12 PIERRE K assist (1)			
06:37				22 OJENUWA V 2pt FG in the paint, turnaround jump shot missed
06:34	12 PIERRE K defensive rebound (1)			
06:28	23 MOORE I turnover travel (1)			
06:28	11 OLIVER J substitution out			
06:28	14 MITCHELL A substitution in			
06:28				2 SMITH K substitution out
06:28				10 SÁNCHEZ CERQUEIRA C substitution out
06:28				23 KEATS C substitution in
06:28				34 LAWRENCE J substitution in
06:22				23 KEATS C turnover lost ball (1)
06:10	14 MITCHELL A 2pt FG from turnover in the paint, layup missed			
06:08				22 OJENUWA V defensive rebound (2)
05:43	14 MITCHELL A foul shooting (1 - 1)			3 HIGGINBOTTOM I foul drawn (1)
05:43	1 BLAKES M substitution out			
05:43	4 GREENE M substitution in			
05:43		<b>7-3</b>	<b>4</b>	3 HIGGINBOTTOM I free throw 1 - 2 made (1)
05:43		<b>7-4</b>	<b>3</b>	3 HIGGINBOTTOM I free throw 2 - 2 made (2)



**Officials:** Timothy Greene, Ifeyinwa Seales, Timothy Daley

Game Time	VANDY	Score	Diff	ARK
05:33	12 PIERRE K 2pt FG outside the paint, pull up jump shot made (4)	9-4	5	
05:14		9-6	3	23 KEATS C 2pt FG outside the paint, jump shot made (2)
04:56	10 NWABA J 2pt FG in the paint, layup made (5)	11-6	5	
04:56	12 PIERRE K assist (2)			
04:45	Timeout media			
04:45				1 STOTJIN P substitution out
04:45				22 OJENUWA V substitution out
04:45				2 SMITH K substitution in
04:45				25 GALEA D substitution in
04:30				2 SMITH K 2pt FG outside the paint, jump shot missed
04:27	12 PIERRE K defensive rebound (2)			
04:19	14 MITCHELL A 2pt FG in the paint, layup made (2)	13-6	7	
03:58				34 LAWRENCE J 3pt FG , jump shot missed
03:56	12 PIERRE K defensive rebound (3)			
03:47	23 MOORE I 3pt FG , jump shot made (5)	16-6	10	
03:28				3 HIGGINBOTTOM I 2pt FG in the paint, driving layup missed
03:25				25 GALEA D offensive rebound (1)
03:25		16-8	8	25 GALEA D 2pt FG second chance in the paint, tip-in layup made (2)
03:08	23 MOORE I 2pt FG outside the paint, jump shot made (7)	18-8	10	
02:54				23 KEATS C 3pt FG , jump shot missed
02:51	4 GREENE M defensive rebound (1)			
02:45	10 NWABA J 3pt FG , jump shot made (8)	21-8	13	
02:45	4 GREENE M assist (1)			
02:41				Timeout 30 Sec
02:41	4 GREENE M substitution out			
02:41	10 NWABA J substitution out			
02:41	14 MITCHELL A substitution out			
02:41	1 BLAKES M substitution in			
02:41	5 KAPINUS L substitution in			
02:41	11 OLIVER J substitution in			
02:41				3 HIGGINBOTTOM I substitution out
02:41				34 LAWRENCE J substitution out
02:41				1 STOTJIN P substitution in
02:41				10 SANCHEZ CERQUEIRA C substitution in
02:25	12 PIERRE K steal (1)			2 SMITH K turnover bad pass (2)
02:11	12 PIERRE K 2pt FG from turnover in the paint, layup made (6)	23-8	15	
02:11	11 OLIVER J assist (1)			
01:55	5 KAPINUS L steal (1)			1 STOTJIN P turnover bad pass (2)
01:49	12 PIERRE K foul drawn (1)			10 SANCHEZ CERQUEIRA C foul personal (1 - 2)
01:49				25 GALEA D substitution out
01:49				22 OJENUWA V substitution in
01:40	1 BLAKES M 3pt FG from turnover, jump shot made (3)	26-8	18	
01:40	11 OLIVER J assist (2)			
01:15				2 SMITH K 3pt FG , jump shot missed
01:11				22 OJENUWA V offensive rebound (3)
01:09				22 OJENUWA V 2pt FG second chance in the paint, jump shot blocked
01:09	12 PIERRE K block (1)			



Official Basketball Play by Play - 1st Period  
**Arkansas at Vanderbilt**  
 01/23/25 Memorial Gymnasium (Vanderbilt), Nashville  
 2024-25 Women's Basketball

**Game Time:** 6:30 PM  
**Game Duration:** 1:46  
**Attendance:** 3,500

**Officials:** Timothy Greene, Ifeyinwa Seales, Timothy Daley

Game Time	VANDY	Score	Diff	ARK
01:06				22 OJENUWA V offensive rebound (4)
00:57				10 SÁNCHEZ CERQUEIRA C 3pt FG second chance, jump shot missed
00:54	5 KAPINUS L defensive rebound (1)			
00:47	5 KAPINUS L turnover (1)			
00:47	12 PIERRE K substitution out			
00:47	14 MITCHELL A substitution in			
00:35				23 KEATS C 3pt FG from turnover, jump shot missed
00:33	5 KAPINUS L defensive rebound (2)			
00:29	5 KAPINUS L turnover bad pass (2)			1 STOTJIN P steal (1)
00:25		<b>26-10</b>	<b>16</b>	1 STOTJIN P 2pt FG fast break from turnover in the paint, driving layup made (4)
00:02	23 MOORE I turnover travel (2)			
<b>END OF PERIOD</b>				
<b>VANDY 26-10 ARK</b>				



**Arkansas at Vanderbilt**

01/23/25 Memorial Gymnasium (Vanderbilt), Nashville  
2024-25 Women's Basketball

Game Time: 6:30 PM  
Game Duration: 1:46  
Attendance: 3,500

Officials: Timothy Greene, Ifeyinwa Seales, Timothy Daley

**Arkansas - 10**

NO.	Name	C	Min	FG	3P	FT	Rebounds			Fouls		TP	AS	TO	ST	Blocks		+/-
				M-A	M-A	M-A	OR	DR	TOT	PF	FD					BS	BA	
22	Vera Ojenuwa	C	07:04	0-2	0-0	0-0	2	2	4	0	0	0	0	0	0	0	1	-6
1	Phoenix Stotjin	G	07:56	2-2	0-0	0-0	0	0	0	0	0	4	0	2	1	0	0	-8
2	Kiki Smith	G	08:17	0-3	0-1	0-0	0	0	0	0	0	0	0	2	0	0	0	-16
3	Izzy Higginbottom	G	07:19	0-1	0-0	2-2	0	0	0	1	1	2	0	0	0	0	0	-13
10	Cristina Sánchez Cerqueira	G	06:13	0-1	0-1	0-0	0	2	2	1	0	0	0	0	0	0	0	-8
23	Carly Keats		06:28	1-3	0-2	0-0	0	0	0	0	0	2	0	1	0	0	0	-11
34	Jenna Lawrence		03:47	0-1	0-1	0-0	0	0	0	0	0	0	0	0	0	0	0	-8
25	Danika Galea		02:56	1-1	0-0	0-0	1	0	1	0	0	2	0	0	0	0	0	-10
Team							0	0	0			0		1				
<b>Totals</b>				4-14	0-5	2-2	3	4	7	2	1	10	0	6	1	0	1	-16

Shooting By Period		
1st FG%	4-14	28.6%
3PT%	0-5	0.0%
FT%	2-2	100%
GM FG%	4-14	28.6%
3PT%	0-5	0.0%
FT%	2-2	100.0%

Dead Ball Rebounds: 0, 0

Technical Fouls: NONE

**Vanderbilt - 26**

NO.	Name	C	Min	FG	3P	FT	Rebounds			Fouls		TP	AS	TO	ST	Blocks		+/-
				M-A	M-A	M-A	OR	DR	TOT	PF	FD					BS	BA	
10	Jane Nwaba	F	07:19	3-4	2-3	0-0	0	0	0	0	0	8	0	0	0	0	0	13
12	Khamil Pierre	F	09:12	3-3	0-0	0-0	0	3	3	0	1	6	2	0	1	1	0	18
1	Mikayla Blakes	G	06:58	1-2	1-1	0-0	1	0	1	0	0	3	1	0	0	0	0	8
11	Jordyn Oliver	G	06:13	0-2	0-0	0-0	0	1	1	0	0	0	2	0	0	0	0	8
23	Iyana Moore	G	10:00	2-2	1-1	2-2	0	0	0	0	1	7	0	2	0	0	0	16
14	Aiyana Mitchell		04:35	1-2	0-0	0-0	0	0	0	1	0	2	0	0	0	0	0	6
4	Madison Greene		03:02	0-0	0-0	0-0	0	1	1	0	0	0	1	0	0	0	0	8
5	Leilani Kapinus		02:41	0-0	0-0	0-0	0	2	2	0	0	0	0	2	1	0	0	3
Team							0	0	0			0		0				
<b>Totals</b>				10-15	4-5	2-2	1	7	8	1	2	26	6	4	2	1	0	16

Shooting By Period		
1st FG%	10-15	66.7%
3PT%	4-5	80.0%
FT%	2-2	100%
GM FG%	10-15	66.7%
3PT%	4-5	80.0%
FT%	2-2	100.0%

Dead Ball Rebounds: 0, 0

Technical Fouls: NONE

	ARK	VANDY
<b>Biggest lead</b>	0 (1 <sup>st</sup> 10:00)	18 (1 <sup>st</sup> 1:40)
<b>Best Scoring Run</b>	2(1 <sup>st</sup> 7:10)	10(1 <sup>st</sup> 1:40)
<b>Lead Changes</b>	0	
<b>Times Tied</b>	0	
<b>Time with Lead</b>	00:00	09:32

	ARK	VANDY
<b>Points from</b>		
<b>Turnovers</b>	2	7
<b>Paint</b>	4	6
<b>Second Chance</b>	2	2
<b>Fast Breaks</b>	2	0
<b>Bench</b>	4	2

	Period by Period Scoring				
	1st	2nd	3rd	4th	TOT
<b>ARK</b>	10	17	20	13	60
<b>VANDY</b>	26	27	19	29	101



**Officials:** Timothy Greene, Ifeyinwa Seales, Timothy Daley

**Period 2**

**Quarter Starters:**

<b>VANDY</b>	1 Blakes M	4 Greene M	10 Nwaba J	11 Oliver J	14 Mitchell A
<b>ARK</b>	1 Stotjin P	3 Higginbottom I	10 Sánchez Cerqueira C	22 Ojenuwa V	23 Keats C

Game Time	VANDY	Score	Diff	ARK
10:00	5 KAPINUS L substitution out			
10:00	23 MOORE I substitution out			
10:00	4 GREENE M substitution in			
10:00	10 NWABA J substitution in			
10:00				2 SMITH K substitution out
10:00				3 HIGGINBOTTOM I substitution in
09:51	1 BLAKES M 2pt FG outside the paint, jump shot missed			
09:51				22 OJENUWA V defensive rebound (5)
09:51	10 NWABA J foul personal (1 - 1)			22 OJENUWA V foul drawn (1)
09:29	14 MITCHELL A steal (1)			1 STOTJIN P turnover bad pass (3)
09:23	1 BLAKES M 3pt FG fast break from turnover, jump shot made (6)	<b>29-10</b>	<b>19</b>	
09:23	11 OLIVER J assist (3)			
09:03				23 KEATS C 2pt FG in the paint, layup missed
09:00				22 OJENUWA V offensive rebound (6)
09:00		<b>29-12</b>	<b>17</b>	22 OJENUWA V 2pt FG second chance in the paint, tip-in layup made (2)
08:36	4 GREENE M 2pt FG in the paint, pull up jump shot made (2)	<b>31-12</b>	<b>19</b>	
08:08				22 OJENUWA V substitution out
08:08				25 GALEA D substitution in
08:08	14 MITCHELL A substitution out			
08:08	12 PIERRE K substitution in			
08:08				23 KEATS C substitution out
08:08				2 SMITH K substitution in
08:02				1 STOTJIN P 3pt FG , jump shot missed
07:59	12 PIERRE K defensive rebound (4)			
07:52	1 BLAKES M 3pt FG , jump shot missed			
07:49	10 NWABA J offensive rebound (1)			
07:49	10 NWABA J 2pt FG second chance in the paint, tip-in layup made (10)	<b>33-12</b>	<b>21</b>	
07:27				1 STOTJIN P 2pt FG outside the paint, pull up jump shot missed
07:24	12 PIERRE K defensive rebound (5)			
07:18	12 PIERRE K 2pt FG outside the paint, turnaround jump shot missed			
07:11				defensive rebound (10)
07:11	1 BLAKES M substitution out			
07:11	23 MOORE I substitution in			
07:11				10 SÁNCHEZ CERQUEIRA C substitution out
07:11				34 LAWRENCE J substitution in
07:03	10 NWABA J steal (1)			3 HIGGINBOTTOM I turnover lost ball (1)
06:59	11 OLIVER J turnover lost ball (1)			
06:47	4 GREENE M foul shooting (1 - 2)			1 STOTJIN P foul drawn (1)
06:47	10 NWABA J substitution out			
06:47	5 KAPINUS L substitution in			



**Officials:** Timothy Greene, Ifeyinwa Seales, Timothy Daley

Game Time	VANDY	Score	Diff	ARK
06:47		<b>33-13</b>	<b>20</b>	1 STOTJIN P free throw 1 - 2 made (5)
06:47				1 STOTJIN P free throw 2 - 2 missed
06:46	11 OLIVER J defensive rebound (2)			
06:16	11 OLIVER J 2pt FG outside the paint, jump shot made (2)	<b>35-13</b>	<b>22</b>	
06:16	5 KAPINUS L assist (1)			
06:06	23 MOORE I steal (1)			3 HIGGINBOTTOM I turnover lost ball (2)
06:02	23 MOORE I 2pt FG fast break from turnover in the paint, driving layup made (9)	<b>37-13</b>	<b>24</b>	
06:02	11 OLIVER J assist (4)			
05:48				1 STOTJIN P turnover lost ball (4)
05:44	12 PIERRE K 2pt FG fast break from turnover in the paint, driving layup made (8)	<b>39-13</b>	<b>26</b>	
05:42	Timeout media			
05:42				1 STOTJIN P substitution out
05:42				20 JOHNSON K substitution in
05:31		<b>39-15</b>	<b>24</b>	34 LAWRENCE J 2pt FG fast break in the paint, layup made (2)
05:31				3 HIGGINBOTTOM I assist (1)
05:08	4 GREENE M 2pt FG outside the paint, jump shot made (4)	<b>41-15</b>	<b>26</b>	
05:08	12 PIERRE K assist (3)			
04:46		<b>41-17</b>	<b>24</b>	2 SMITH K 2pt FG in the paint, jump shot made (2)
04:19	12 PIERRE K 2pt FG in the paint, turnaround jump shot made (10)	<b>43-17</b>	<b>26</b>	
04:02		<b>43-19</b>	<b>24</b>	20 JOHNSON K 2pt FG in the paint, driving layup made (2)
03:43	12 PIERRE K 2pt FG outside the paint, jump shot missed			
03:39				3 HIGGINBOTTOM I defensive rebound (1)
03:39	12 PIERRE K foul personal (1 - 3)			3 HIGGINBOTTOM I foul drawn (2)
03:39	4 GREENE M substitution out			
03:39	11 OLIVER J substitution out			
03:39	12 PIERRE K substitution out			
03:39	1 BLAKES M substitution in			
03:39	10 NWABA J substitution in			
03:39	14 MITCHELL A substitution in			
03:39				25 GALEA D substitution out
03:39				34 LAWRENCE J substitution out
03:39				10 SÁNCHEZ CERQUEIRA C substitution in
03:39				22 OJENUWA V substitution in
03:32		<b>43-22</b>	<b>21</b>	20 JOHNSON K 3pt FG , jump shot made (5)
03:32				3 HIGGINBOTTOM I assist (2)
03:13	23 MOORE I 2pt FG outside the paint, jump shot missed			
03:09				2 SMITH K defensive rebound (1)
03:03	5 KAPINUS L substitution out			
03:03	13 PISSOTT J substitution in			
02:52				10 SÁNCHEZ CERQUEIRA C 2pt FG in the paint, layup missed
02:49	13 PISSOTT J defensive rebound (1)			
02:44	23 MOORE I turnover bad pass (3)			22 OJENUWA V steal (1)
02:38				3 HIGGINBOTTOM I turnover bad pass (3)
02:28	1 BLAKES M 3pt FG from turnover, jump shot made (9)	<b>46-22</b>	<b>24</b>	
02:28	14 MITCHELL A assist (1)			
02:14				2 SMITH K 3pt FG , jump shot missed
02:11				10 SÁNCHEZ CERQUEIRA C offensive rebound (3)



Official Basketball Play by Play - 2nd Period  
**Arkansas at Vanderbilt**  
 01/23/25 Memorial Gymnasium (Vanderbilt), Nashville  
 2024-25 Women's Basketball

**Game Time:** 6:30 PM  
**Game Duration:** 1:46  
**Attendance:** 3,500

**Officials:** Timothy Greene, Ifeyinwa Seales, Timothy Daley

Game Time	VANDY	Score	Diff	ARK
02:09				20 JOHNSON K 2pt FG second chance in the paint, layup blocked
02:09	13 PISSOTT J block (1)			
02:06	10 NWABA J defensive rebound (2)			
01:58	23 MOORE I 3pt FG , jump shot made (12)	<b>49-22</b>	<b>27</b>	
01:43		<b>49-24</b>	<b>25</b>	10 SÁNCHEZ CERQUEIRA C 2pt FG outside the paint, jump shot made (2)
01:43				3 HIGGINBOTTOM I assist (3)
01:19	1 BLAKES M foul drawn (1)			2 SMITH K foul shooting (1 - 1)
01:19				2 SMITH K substitution out
01:19				3 HIGGINBOTTOM I substitution out
01:19				1 STOTJIN P substitution in
01:19				23 KEATS C substitution in
01:19	10 NWABA J substitution out			
01:19	11 OLIVER J substitution in			
01:19	1 BLAKES M free throw 1 - 2 made (10)	<b>50-24</b>	<b>26</b>	
01:19	1 BLAKES M free throw 2 - 2 made (11)	<b>51-24</b>	<b>27</b>	
01:08	jump ball situation			
01:03	1 BLAKES M foul personal (1 - 4)			23 KEATS C foul drawn (1)
00:53				1 STOTJIN P 2pt FG in the paint, jump shot missed
00:51	11 OLIVER J defensive rebound (3)			
00:44	23 MOORE I 3pt FG , jump shot missed			
00:42	14 MITCHELL A offensive rebound (1)			
00:41	14 MITCHELL A 2pt FG second chance in the paint, layup blocked			
00:41				22 OJENUWA V block (1)
00:38				10 SÁNCHEZ CERQUEIRA C defensive rebound (4)
00:34		<b>51-27</b>	<b>24</b>	23 KEATS C 3pt FG fast break, jump shot made (5)
00:34				10 SÁNCHEZ CERQUEIRA C assist (1)
00:16	13 PISSOTT J 2pt FG in the paint, layup made (2)	<b>53-27</b>	<b>26</b>	
00:16	1 BLAKES M assist (2)			
00:02				1 STOTJIN P 3pt FG , jump shot missed
00:02				offensive dead ball rebound (1)
<b>END OF PERIOD</b>				
<b>VANDY 53-27 ARK</b>				





**Arkansas at Vanderbilt**

01/23/25 Memorial Gymnasium (Vanderbilt), Nashville  
2024-25 Women's Basketball

Game Time: 6:30 PM  
Game Duration: 1:46  
Attendance: 3,500

Officials: Timothy Greene, Ifeyinwa Seales, Timothy Daley

**Arkansas - 17**

NO.	Name	C	Min	FG			Rebounds			Fouls		TP	AS	TO	ST	Blocks		+/-
				M-A	M-A	M-A	OR	DR	TOT	PF	FD					BS	BA	
22	Vera Ojenuwa	C	05:31	1-1	0-0	0-0	1	1	2	0	1	2	0	0	1	1	0	-5
1	Phoenix Stotjin	G	05:37	0-4	0-2	1-2	0	0	0	0	1	1	0	2	0	0	0	-11
2	Kiki Smith	G	06:49	1-2	0-1	0-0	0	1	1	1	0	2	0	0	0	0	0	-6
3	Izzy Higginbottom	G	08:41	0-0	0-0	0-0	0	1	1	0	1	0	3	3	0	0	0	-9
10	Cristina Sánchez Cerqueira	G	06:28	1-2	0-0	0-0	1	1	2	0	0	2	1	0	0	0	0	-7
25	Danika Galea		04:29	0-0	0-0	0-0	0	0	0	0	0	0	0	0	0	0	0	-5
34	Jenna Lawrence		03:32	1-1	0-0	0-0	0	0	0	0	0	2	0	0	0	0	0	-3
20	Karley Johnson		05:42	2-3	1-1	0-0	0	0	0	0	0	5	0	0	0	0	1	0
23	Carly Keats		03:11	1-2	1-1	0-0	0	0	0	0	1	3	0	0	0	0	0	-4
Team							0	1	1			0						
<b>Totals</b>				7-15	2-5	1-2	2	5	7	1	4	17	4	5	1	1	1	-10

Shooting By Period		
2 <sup>nd</sup> FG%	7-15	46.7%
3PT%	2-5	40.0%
FT%	1-2	50%
GM FG%	7-15	46.7%
3PT%	2-5	40.0%
FT%	1-2	50.0%

Dead Ball Rebounds: 1, 0

Technical Fouls: NONE

**Vanderbilt - 27**

NO.	Name	C	Min	FG			Rebounds			Fouls		TP	AS	TO	ST	Blocks		+/-
				M-A	M-A	M-A	OR	DR	TOT	PF	FD					BS	BA	
10	Jane Nwaba	F	05:33	1-1	0-0	0-0	1	1	2	1	0	2	0	0	1	0	0	6
12	Khamil Pierre	F	04:29	2-4	0-0	0-0	0	2	2	1	0	4	1	0	0	0	0	5
1	Mikayla Blakes	G	06:28	2-4	2-3	2-2	0	0	0	1	1	8	1	0	0	0	0	7
11	Jordyn Oliver	G	07:40	1-1	0-0	0-0	0	2	2	0	0	2	2	1	0	0	0	9
23	Iyana Moore	G	07:11	2-4	1-2	0-0	0	0	0	0	0	5	0	1	1	0	0	5
4	Madison Greene		06:21	2-2	0-0	0-0	0	0	0	1	0	4	0	0	0	0	0	8
5	Leilani Kapinus		03:44	0-0	0-0	0-0	0	0	0	0	0	0	1	0	0	0	0	0
14	Aiyana Mitchell		05:31	0-1	0-0	0-0	1	0	1	0	0	0	1	0	1	0	1	5
13	Justine Pissott		03:03	1-1	0-0	0-0	0	1	1	0	0	2	0	0	0	1	0	5
Team							0	0	0			0						
<b>Totals</b>				11-18	3-5	2-2	2	6	8	4	1	27	6	2	3	1	1	10

Shooting By Period		
2 <sup>nd</sup> FG%	11-18	61.1%
3PT%	3-5	60.0%
FT%	2-2	100%
GM FG%	11-18	61.1%
3PT%	3-5	60.0%
FT%	2-2	100.0%

Dead Ball Rebounds: 0, 0

Technical Fouls: NONE

	ARK	VANDY
Biggest lead	0 (1 <sup>st</sup> 10:00)	27 (2 <sup>nd</sup> 1:58)
Best Scoring Run	5 (2 <sup>nd</sup> 3:32)	6 (2 <sup>nd</sup> 5:44)
Lead Changes	0	
Times Tied	0	
Time with Lead	00:00	09:51

	ARK	VANDY
Points from		
Turnovers	1	10
Paint	8	12
Second Chance	2	2
Fast Breaks	5	7
Bench	10	6

	Period by Period Scoring				
	1st	2nd	3rd	4th	TOT
ARK	10	17	20	13	60
VANDY	26	27	19	29	101



**Arkansas at Vanderbilt**

01/23/25 Memorial Gymnasium (Vanderbilt), Nashville  
2024-25 Women's Basketball

Game Time: 6:30 PM  
Game Duration: 1:46  
Attendance: 3,500

Officials: Timothy Greene, Ifeyinwa Seales, Timothy Daley

**Arkansas - 27**

NO.	Name	C	Min	FG	3P	FT	Rebounds			Fouls		TP	AS	TO	ST	Blocks		+/-
				M-A	M-A	M-A	OR	DR	TOT	PF	FD					BS	BA	
22	Vera Ojenuwa	C	12:35	1-3	0-0	0-0	3	3	6	0	1	2	0	0	1	1	1	-11
1	Phoenix Stotjin	G	13:33	2-6	0-2	1-2	0	0	0	0	1	5	0	4	1	0	0	-19
2	Kiki Smith	G	15:06	1-5	0-2	0-0	0	1	1	1	0	2	0	2	0	0	0	-22
3	Izzy Higginbottom	G	16:00	0-1	0-0	2-2	0	1	1	1	2	2	3	3	0	0	0	-22
10	Cristina Sánchez Cerqueira	G	12:41	1-3	0-1	0-0	1	3	4	1	0	2	1	0	0	0	0	-15
23	Carly Keats		09:39	2-5	1-3	0-0	0	0	0	0	1	5	0	1	0	0	0	-15
34	Jenna Lawrence		07:19	1-2	0-1	0-0	0	0	0	0	0	2	0	0	0	0	0	-11
25	Danika Galea		07:25	1-1	0-0	0-0	1	0	1	0	0	2	0	0	0	0	0	-15
20	Karley Johnson		05:42	2-3	1-1	0-0	0	0	0	0	0	5	0	0	0	0	1	0
Team							0	1	1			0		1				
<b>Totals</b>				11-29	2-10	3-4	5	9	14	3	5	27	4	11	2	1	2	-26

Shooting By Period		
1st FG%	4-14	28.6%
3PT%	0-5	0.0%
FT%	2-2	100%
2nd FG%	7-15	46.7%
3PT%	2-5	40.0%
FT%	1-2	50%
GM FG%	11-29	37.9%
3PT%	2-10	20.0%
FT%	3-4	75.0%

Dead Ball Rebounds: 1, 0

Technical Fouls: NONE

**Vanderbilt - 53**

NO.	Name	C	Min	FG	3P	FT	Rebounds			Fouls		TP	AS	TO	ST	Blocks		+/-
				M-A	M-A	M-A	OR	DR	TOT	PF	FD					BS	BA	
10	Jane Nwaba	F	12:52	4-5	2-3	0-0	1	1	2	1	0	10	0	0	1	0	0	19
12	Khamil Pierre	F	13:41	5-7	0-0	0-0	0	5	5	1	1	10	3	0	1	1	0	23
1	Mikayla Blakes	G	13:26	3-6	3-4	2-2	1	0	1	1	1	11	2	0	0	0	0	15
11	Jordyn Oliver	G	13:53	1-3	0-0	0-0	0	3	3	0	0	2	4	1	0	0	0	17
23	Iyana Moore	G	17:11	4-6	2-3	2-2	0	0	0	0	1	12	0	3	1	0	0	21
14	Aiyana Mitchell		10:06	1-3	0-0	0-0	1	0	1	1	0	2	1	0	1	0	1	11
4	Madison Greene		09:23	2-2	0-0	0-0	0	1	1	1	0	4	1	0	0	0	0	16
5	Leilani Kapinus		06:25	0-0	0-0	0-0	0	2	2	0	0	0	1	2	1	0	0	3
13	Justine Pissott		03:03	1-1	0-0	0-0	0	1	1	0	0	2	0	0	0	1	0	5
Team							0	0	0			0		0				
<b>Totals</b>				21-33	7-10	4-4	3	13	16	5	3	53	12	6	5	2	1	26

Shooting By Period		
1st FG%	10-15	66.7%
3PT%	4-5	80.0%
FT%	2-2	100%
2nd FG%	11-18	61.1%
3PT%	3-5	60.0%
FT%	2-2	100%
GM FG%	21-33	63.6%
3PT%	7-10	70.0%
FT%	4-4	100.0%

Dead Ball Rebounds: 0, 0

Technical Fouls: NONE

	ARK	VANDY
Biggest lead	0 (1 <sup>st</sup> 10:00)	27 (2 <sup>nd</sup> 1:58)
Best Scoring Run	5 (2 <sup>nd</sup> 3:32)	10 (1 <sup>st</sup> 1:40)
Lead Changes	0	
Times Tied	0	
Time with Lead	00:00	19:32

	ARK	VANDY
Points from		
Turnovers	3	17
Paint	12	18
Second Chance	4	4
Fast Breaks	7	7
Bench	14	8

	Period by Period Scoring				
	1st	2nd	3rd	4th	TOT
ARK	10	17	20	13	60
VANDY	26	27	19	29	101



**Period 3**

**Quarter Starters:**

<b>VANDY</b>	1 Blakes M	10 Nwaba J	11 Oliver J	12 Pierre K	23 Moore I
<b>ARK</b>	3 Higginbottom I	10 Sánchez Cerqueira C	20 Johnson K	22 Ojenuwa V	23 Keats C

Game Time	VANDY	Score	Diff	ARK
10:00	13 PISSOTT J substitution out			
10:00	14 MITCHELL A substitution out			
10:00	10 NWABA J substitution in			
10:00	12 PIERRE K substitution in			
10:00				1 STOTJIN P substitution out
10:00				3 HIGGINBOTTOM I substitution in
09:51	10 NWABA J 2pt FG in the paint, layup missed			
09:48				3 HIGGINBOTTOM I defensive rebound (2)
09:32		<b>53-29</b>	<b>24</b>	20 JOHNSON K 2pt FG in the paint, layup made (7)
09:10	1 BLAKES M 2pt FG outside the paint, jump shot missed			
09:08				3 HIGGINBOTTOM I defensive rebound (3)
08:59				22 OJENUWA V 2pt FG in the paint, turnaround jump shot missed
08:57	12 PIERRE K defensive rebound (6)			
08:45	10 NWABA J 3pt FG , jump shot made (13)	<b>56-29</b>	<b>27</b>	
08:45	1 BLAKES M assist (3)			
08:33				23 KEATS C 3pt FG , jump shot missed
08:31	11 OLIVER J defensive rebound (4)			
08:27	1 BLAKES M turnover travel (1)			
08:21		<b>56-31</b>	<b>25</b>	23 KEATS C 2pt FG from turnover in the paint, driving layup made (7)
08:04	10 NWABA J 2pt FG outside the paint, step back jump shot missed			
08:01	offensive rebound (19)			
07:58	23 MOORE I 2pt FG second chance outside the paint, jump shot missed			
07:57				3 HIGGINBOTTOM I defensive rebound (4)
07:46				10 SÁNCHEZ CERQUEIRA C 2pt FG in the paint, layup missed
07:44	23 MOORE I defensive rebound (1)			
07:33	12 PIERRE K 3pt FG , jump shot missed			
07:31				22 OJENUWA V defensive rebound (7)
07:22		<b>56-33</b>	<b>23</b>	22 OJENUWA V 2pt FG fast break in the paint, layup made (4)
07:22				10 SÁNCHEZ CERQUEIRA C assist (2)
07:04	23 MOORE I 2pt FG outside the paint, pull up jump shot made (14)	<b>58-33</b>	<b>25</b>	
06:46				23 KEATS C 3pt FG , jump shot missed
06:43				20 JOHNSON K offensive rebound (1)
06:35		<b>58-36</b>	<b>22</b>	23 KEATS C 3pt FG second chance, jump shot made (10)
06:35				20 JOHNSON K assist (1)
06:16	12 PIERRE K turnover lost ball (1)			20 JOHNSON K steal (1)
05:58	10 NWABA J substitution out			
05:58	12 PIERRE K substitution out			
05:58	4 GREENE M substitution in			
05:58	14 MITCHELL A substitution in			
05:53				23 KEATS C 3pt FG from turnover, jump shot missed



**Officials:** Timothy Greene, Ifeyinwa Seales, Timothy Daley

Game Time	VANDY	Score	Diff	ARK
05:50				offensive rebound (20)
05:45				23 KEATS C 3pt FG from turnover second chance, jump shot missed
05:42				offensive rebound (21)
05:33		<b>58-39</b>	<b>19</b>	3 HIGGINBOTTOM I 3pt FG from turnover second chance, step back jump shot made (5)
05:20	4 GREENE M 2pt FG outside the paint, pull up jump shot missed			
05:18	14 MITCHELL A offensive rebound (2)			
05:07	14 MITCHELL A turnover lost ball (1)			
05:07	Timeout 30 Sec			
05:07	Timeout media			
04:46				3 HIGGINBOTTOM I 3pt FG from turnover, jump shot blocked
04:46	14 MITCHELL A block (1)			
04:42				10 SÁNCHEZ CERQUEIRA C offensive rebound (5)
04:42	Timeout media			
04:42	4 GREENE M substitution out			
04:42	10 NWABA J substitution in			
04:41		<b>58-41</b>	<b>17</b>	3 HIGGINBOTTOM I 2pt FG from turnover second chance outside the paint, pull up jump shot made (7)
04:39	10 NWABA J substitution out			
04:39	4 GREENE M substitution in			
04:15	14 MITCHELL A turnover lost ball (2)			
04:03	14 MITCHELL A substitution out			
04:03	23 MOORE I substitution out			
04:03	10 NWABA J substitution in			
04:03	12 PIERRE K substitution in			
03:50	4 GREENE M foul shooting (2 - 1)			20 JOHNSON K foul drawn (1)
03:50				20 JOHNSON K free throw 1 - 2 missed
03:50				offensive dead ball rebound (2)
03:50		<b>58-42</b>	<b>16</b>	20 JOHNSON K free throw 2 - 2 made (8)
03:37	12 PIERRE K 2pt FG in the paint, jump shot missed			
03:34	12 PIERRE K offensive rebound (7)			
03:34	12 PIERRE K foul drawn (2)			22 OJENUWA V foul shooting (1 - 1)
03:34	12 PIERRE K free throw 1 - 2 made (11)	<b>59-42</b>	<b>17</b>	
03:34	12 PIERRE K free throw 2 - 2 missed			
03:34				10 SÁNCHEZ CERQUEIRA C defensive rebound (6)
03:31	4 GREENE M steal (1)			10 SÁNCHEZ CERQUEIRA C turnover lost ball (1)
03:27	1 BLAKES M 3pt FG from turnover, jump shot missed			
03:25				20 JOHNSON K defensive rebound (2)
03:22	10 NWABA J steal (2)			3 HIGGINBOTTOM I turnover lost ball (4)
03:08	4 GREENE M 2pt FG from turnover outside the paint, pull up jump shot missed			
03:05	offensive rebound (23)			
02:51	12 PIERRE K 2pt FG from turnover second chance in the paint, layup made (13)	<b>61-42</b>	<b>19</b>	
02:43		<b>61-44</b>	<b>17</b>	20 JOHNSON K 2pt FG fast break in the paint, driving layup made (10)
02:31	12 PIERRE K foul drawn (3)			20 JOHNSON K foul shooting (1 - 2)
02:31	10 NWABA J substitution out			
02:31	5 KAPINUS L substitution in			
02:31				10 SÁNCHEZ CERQUEIRA C substitution out



Official Basketball Play by Play - 3rd Period  
**Arkansas at Vanderbilt**  
 01/23/25 Memorial Gymnasium (Vanderbilt), Nashville  
 2024-25 Women's Basketball

**Game Time:** 6:30 PM  
**Game Duration:** 1:46  
**Attendance:** 3,500

**Officials:** Timothy Greene, Ifeyinwa Seales, Timothy Daley

Game Time	VANDY	Score	Diff	ARK
02:31				2 SMITH K substitution in
02:31	12 PIERRE K free throw 1 - 2 made (14)	<b>62-44</b>	<b>18</b>	
02:31	12 PIERRE K free throw 2 - 2 made (15)	<b>63-44</b>	<b>19</b>	
02:04				3 HIGGINBOTTOM I 2pt FG in the paint, driving layup missed
02:01	12 PIERRE K defensive rebound (8)			
01:58	11 OLIVER J turnover lost ball (2)			
01:55				23 KEATS C turnover lost ball (2)
01:52	1 BLAKES M 2pt FG fast break from turnover in the paint, driving layup made (13)	<b>65-44</b>	<b>21</b>	
01:45	jump ball situation			
01:39				20 JOHNSON K 3pt FG , jump shot missed
01:32	5 KAPINUS L defensive rebound (3)			
01:32	jump ball situation			
01:32				20 JOHNSON K substitution out
01:32				23 KEATS C substitution out
01:32				1 STOTJIN P substitution in
01:32				10 SÁNCHEZ CERQUEIRA C substitution in
01:09	4 GREENE M 3pt FG , jump shot made (7)	<b>68-44</b>	<b>24</b>	
01:09	11 OLIVER J assist (5)			
00:48		<b>68-47</b>	<b>21</b>	2 SMITH K 3pt FG , jump shot made (5)
00:22	12 PIERRE K foul offensive (2 - 2)			1 STOTJIN P foul drawn (2)
00:22	12 PIERRE K turnover offensive (2)			
00:19	12 PIERRE K steal (2)			2 SMITH K turnover lost ball (3)
00:17	12 PIERRE K 2pt FG fast break from turnover in the paint, driving layup made (17)	<b>70-47</b>	<b>23</b>	
00:17	12 PIERRE K foul drawn (4)			2 SMITH K foul shooting (2 - 3)
00:17	12 PIERRE K free throw fast break 1 - 1 missed			
00:17				10 SÁNCHEZ CERQUEIRA C defensive rebound (7)
00:12	4 GREENE M foul personal (3 - 3)			3 HIGGINBOTTOM I foul drawn (3)
00:06	5 KAPINUS L steal (2)			3 HIGGINBOTTOM I turnover bad pass (5)
00:00	1 BLAKES M foul drawn (2)			3 HIGGINBOTTOM I foul shooting (2 - 4)
00:00	1 BLAKES M free throw 1 - 2 made (14)	<b>71-47</b>	<b>24</b>	
00:00	1 BLAKES M free throw 2 - 2 made (15)	<b>72-47</b>	<b>25</b>	
<b>END OF PERIOD</b>				
<b>VANDY 72-47 ARK</b>				



**Arkansas at Vanderbilt**

01/23/25 Memorial Gymnasium (Vanderbilt), Nashville  
2024-25 Women's Basketball

Game Time: 6:30 PM  
Game Duration: 1:46  
Attendance: 3,500

Officials: Timothy Greene, Ifeyinwa Seales, Timothy Daley

**Arkansas - 20**

NO.	Name	C	Min	FG			Rebounds			Fouls		TP	AS	TO	ST	Blocks		+/-
				M-A	3P	FT	OR	DR	TOT	PF	FD					BS	BA	
22	Vera Ojenuwa	C	10:00	1-2	0-0	0-0	0	1	1	1	0	2	0	0	0	0	0	1
1	Phoenix Stotjin	G	01:32	0-0	0-0	0-0	0	0	0	0	1	0	0	0	0	0	0	-4
2	Kiki Smith	G	02:31	1-1	1-1	0-0	0	0	0	1	0	3	0	1	0	0	0	-8
3	Izzy Higginbottom	G	10:00	2-4	1-2	0-0	0	3	3	1	1	5	0	2	0	0	1	1
10	Cristina Sánchez Cerqueira	G	09:01	0-1	0-0	0-0	1	2	3	0	0	0	1	1	0	0	0	5
20	Karley Johnson		08:28	2-3	0-1	1-2	1	1	2	1	1	5	1	0	1	0	0	5
23	Carly Keats		08:28	2-6	1-5	0-0	0	0	0	0	0	5	0	1	0	0	0	5
Team							2	0	2			0		0				
<b>Totals</b>				8-17	3-9	1-2	4	7	11	4	3	20	2	5	1	0	1	1

Shooting By Period		
3rd FG%	8-17	47.1%
3PT%	3-9	33.3%
FT%	1-2	50%
GM FG%	8-17	47.1%
3PT%	3-9	33.3%
FT%	1-2	50.0%

Dead Ball Rebounds: 1, 0

Technical Fouls: NONE

**Vanderbilt - 19**

NO.	Name	C	Min	FG			Rebounds			Fouls		TP	AS	TO	ST	Blocks		+/-
				M-A	3P	FT	OR	DR	TOT	PF	FD					BS	BA	
10	Jane Nwaba	F	05:37	1-3	1-1	0-0	0	0	0	0	0	3	0	0	1	0	0	-6
12	Khamil Pierre	F	08:05	2-4	0-1	3-5	1	2	3	1	3	7	0	2	1	0	0	4
1	Mikayla Blakes	G	10:00	1-3	0-1	2-2	0	0	0	0	1	4	1	1	0	0	0	-1
11	Jordyn Oliver	G	10:00	0-0	0-0	0-0	0	1	1	0	0	0	1	1	0	0	0	-1
23	Iyana Moore	G	05:57	1-2	0-0	0-0	0	1	1	0	0	2	0	0	0	0	0	-9
13	Justine Pissott		00:00	0-0	0-0	0-0	0	0	0	0	0	0	0	0	0	0	0	
4	Madison Greene		05:55	1-3	1-1	0-0	0	0	0	2	0	3	0	0	1	0	0	5
14	Aiyana Mitchell		01:55	0-0	0-0	0-0	1	0	1	0	0	0	0	2	0	1	0	-5
5	Leilani Kapinus		02:31	0-0	0-0	0-0	0	1	1	0	0	0	0	0	1	0	0	8
Team							2	0	2			0		0				
<b>Totals</b>				6-15	2-4	5-7	4	5	9	3	4	19	2	6	4	1	0	-1

Shooting By Period		
3rd FG%	6-15	40.0%
3PT%	2-4	50.0%
FT%	5-7	71.4%
GM FG%	6-15	40.0%
3PT%	2-4	50.0%
FT%	5-7	71.4%

Dead Ball Rebounds: 0, 0

Technical Fouls: NONE

	ARK	VANDY
<b>Biggest lead</b>	0 (1 <sup>st</sup> 10:00)	27 (3 <sup>rd</sup> 8:45)
<b>Best Scoring Run</b>	9(3 <sup>rd</sup> 3:50)	7(3 <sup>rd</sup> 1:09)
<b>Lead Changes</b>	0	
<b>Times Tied</b>	0	
<b>Time with Lead</b>	00:00	09:51

	ARK	VANDY
<b>Points from</b>		
<b>Turnovers</b>	8	8
<b>Paint</b>	8	6
<b>Second Chance</b>	8	3
<b>Fast Breaks</b>	4	4
<b>Bench</b>	10	3

	Period by Period Scoring				
	1st	2nd	3rd	4th	TOT
<b>ARK</b>	10	17	20	13	60
<b>VANDY</b>	26	27	19	29	101



**Officials:** Timothy Greene, Ifeyinwa Seales, Timothy Daley

**Period 4**

**Quarter Starters:**

<b>VANDY</b>	1 Blakes M	4 Greene M	5 Kapinus L	11 Oliver J	12 Pierre K
<b>ARK</b>	1 Stotjin P	10 Sánchez Cerqueira C	20 Johnson K	22 Ojenuwa V	23 Keats C

Game Time	VANDY	Score	Diff	ARK
10:00				2 SMITH K substitution out
10:00				3 HIGGINBOTTOM I substitution out
10:00				20 JOHNSON K substitution in
10:00				23 KEATS C substitution in
09:33	12 PIERRE K steal (3)			22 OJENUWA V turnover lost ball (1)
09:23	4 GREENE M 3pt FG from turnover, jump shot made (10)	<b>75-47</b>	<b>28</b>	
09:23	12 PIERRE K assist (4)			
09:06	5 KAPINUS L steal (3)			10 SÁNCHEZ CERQUEIRA C turnover lost ball (2)
09:02	1 BLAKES M 2pt FG fast break from turnover in the paint, driving layup made (17)	<b>77-47</b>	<b>30</b>	
09:02	4 GREENE M assist (2)			
08:54		<b>77-50</b>	<b>27</b>	1 STOTJIN P 3pt FG , jump shot made (8)
08:54				23 KEATS C assist (1)
08:37	1 BLAKES M 3pt FG , pull up jump shot made (20)	<b>80-50</b>	<b>30</b>	
08:37	5 KAPINUS L assist (2)			
08:21				1 STOTJIN P 2pt FG outside the paint, pull up jump shot missed
08:17				22 OJENUWA V offensive rebound (8)
08:17				22 OJENUWA V 2pt FG second chance in the paint, tip-in layup missed
08:15	12 PIERRE K defensive rebound (9)			
08:11	5 KAPINUS L 3pt FG fast break, jump shot made (3)	<b>83-50</b>	<b>33</b>	
08:11	11 OLIVER J assist (6)			
07:52	4 GREENE M foul personal (4 - 1)			1 STOTJIN P foul drawn (3)
07:52	4 GREENE M substitution out			
07:52	11 OLIVER J substitution out			
07:52	13 PISSOTT J substitution in			
07:52	23 MOORE I substitution in			
07:52				22 OJENUWA V substitution out
07:52				23 KEATS C substitution out
07:52				3 HIGGINBOTTOM I substitution in
07:52				25 GALEA D substitution in
07:39	1 BLAKES M steal (1)			1 STOTJIN P turnover bad pass (5)
07:32	13 PISSOTT J 3pt FG from turnover, jump shot missed			
07:29	5 KAPINUS L offensive rebound (4)			
07:26	13 PISSOTT J 3pt FG from turnover second chance, jump shot missed			
07:21	1 BLAKES M offensive rebound (2)			
07:21	1 BLAKES M 2pt FG from turnover second chance in the paint, tip-in layup made (22)	<b>85-50</b>	<b>35</b>	
07:10	5 KAPINUS L steal (4)			3 HIGGINBOTTOM I turnover lost ball (6)
06:54	13 PISSOTT J 3pt FG from turnover, jump shot missed			
06:51				25 GALEA D defensive rebound (2)
06:45	12 PIERRE K steal (4)			3 HIGGINBOTTOM I turnover bad pass (7)
06:39	1 BLAKES M 2pt FG fast break from turnover in the paint, driving layup made (24)	<b>87-50</b>	<b>37</b>	



**Officials:** Timothy Greene, Ifeyinwa Seales, Timothy Daley

Game Time	VANDY	Score	Diff	ARK
06:39	5 KAPINUS L assist (3)			
06:37				Timeout 30 Sec
06:37				Timeout media
06:37	1 BLAKES M substitution out			
06:37	4 GREENE M substitution in			
06:37				1 STOTJIN P substitution out
06:37				23 KEATS C substitution in
06:29		<b>87-53</b>	<b>34</b>	23 KEATS C 3pt FG , jump shot made (13)
06:10	12 PIERRE K 2pt FG in the paint, layup made (19)	<b>89-53</b>	<b>36</b>	
06:10	12 PIERRE K foul drawn (5)			10 SÁNCHEZ CERQUEIRA C foul shooting (2 - 1)
06:10	12 PIERRE K free throw 1 - 1 made (20)	<b>90-53</b>	<b>37</b>	
05:57				25 GALEA D 2pt FG in the paint, jump shot blocked
05:57	5 KAPINUS L block (1)			
05:56				offensive rebound (28)
05:55				25 GALEA D turnover bad pass (1)
05:50	23 MOORE I 3pt FG from turnover, jump shot missed			
05:50				10 SÁNCHEZ CERQUEIRA C defensive rebound (8)
05:50	13 PISSOTT J foul personal (1 - 2)			10 SÁNCHEZ CERQUEIRA C foul drawn (1)
05:36				23 KEATS C 2pt FG outside the paint, pull up jump shot missed
05:33				25 GALEA D offensive rebound (3)
05:32	5 KAPINUS L steal (5)			25 GALEA D turnover lost ball (2)
05:25	5 KAPINUS L 2pt FG fast break from turnover in the paint, layup made (5)	<b>92-53</b>	<b>39</b>	
05:25	13 PISSOTT J assist (1)			
04:48				25 GALEA D 3pt FG , jump shot missed
04:48				offensive dead ball rebound (3)
04:48				turnover shot clock (24)
04:48	4 GREENE M substitution out			
04:48	2 BROWN J substitution in			
04:48				10 SÁNCHEZ CERQUEIRA C substitution out
04:48				25 GALEA D substitution out
04:48				22 OJENUWA V substitution in
04:48				34 LAWRENCE J substitution in
04:32	23 MOORE I 2pt FG from turnover in the paint, driving layup made (16)	<b>94-53</b>	<b>41</b>	
04:18				23 KEATS C 2pt FG outside the paint, jump shot missed
04:15	2 BROWN J defensive rebound (1)			
04:01	23 MOORE I 2pt FG in the paint, layup missed			
03:57				3 HIGGINBOTTOM I defensive rebound (5)
03:53	23 MOORE I steal (2)			3 HIGGINBOTTOM I turnover lost ball (8)
03:48	23 MOORE I 2pt FG fast break from turnover in the paint, layup made (18)	<b>96-53</b>	<b>43</b>	
03:34				3 HIGGINBOTTOM I 3pt FG , jump shot missed
03:31	23 MOORE I defensive rebound (2)			
03:20	2 BROWN J 2pt FG in the paint, driving layup made (2)	<b>98-53</b>	<b>45</b>	
03:04		<b>98-56</b>	<b>42</b>	23 KEATS C 3pt FG , jump shot made (16)
03:04				3 HIGGINBOTTOM I assist (4)
02:55	12 PIERRE K substitution out			
02:55	23 MOORE I substitution out			
02:55	24 MAKURAT A substitution in			





Official Basketball Play by Play - 4th Period  
**Arkansas at Vanderbilt**  
 01/23/25 Memorial Gymnasium (Vanderbilt), Nashville  
 2024-25 Women's Basketball

**Game Time:** 6:30 PM  
**Game Duration:** 1:46  
**Attendance:** 3,500

**Officials:** Timothy Greene, Ifeyinwa Seales, Timothy Daley

Game Time	VANDY	Score	Diff	ARK
02:55	30 WILSON T substitution in			
02:55				3 HIGGINBOTTOM I substitution out
02:55				44 ARCHER M substitution in
02:32	13 PISSOTT J 3pt FG , jump shot made (5)	<b>101-56</b>	<b>45</b>	
02:32	24 MAKURAT A assist (1)			
02:03	5 KAPINUS L foul personal (1 - 3)			34 LAWRENCE J foul drawn (1)
02:03				23 KEATS C substitution out
02:03				2 SMITH K substitution in
02:03				2 SMITH K substitution out
02:03				1 STOTJIN P substitution in
01:53				1 STOTJIN P 2pt FG outside the paint, turnaround jump shot missed
01:51	13 PISSOTT J defensive rebound (2)			
01:44	5 KAPINUS L 2pt FG in the paint, driving layup missed			
01:40				20 JOHNSON K defensive rebound (3)
01:33		<b>101-58</b>	<b>43</b>	20 JOHNSON K 2pt FG in the paint, driving layup made (12)
01:33	30 WILSON T foul shooting (1 - 4)			20 JOHNSON K foul drawn (2)
01:33				20 JOHNSON K free throw 1 - 1 missed
01:33	13 PISSOTT J defensive rebound (3)			
01:28	2 BROWN J turnover lost ball (1)			20 JOHNSON K steal (2)
01:25		<b>101-60</b>	<b>41</b>	20 JOHNSON K 2pt FG fast break from turnover in the paint, layup made (14)
01:11	24 MAKURAT A 3pt FG , jump shot missed			
01:09	13 PISSOTT J offensive rebound (4)			
01:05	2 BROWN J 3pt FG second chance, jump shot missed			
00:59	5 KAPINUS L offensive rebound (5)			
00:58	5 KAPINUS L 3pt FG second chance, jump shot missed			
00:53				defensive rebound (33)
00:36	5 KAPINUS L steal (6)			1 STOTJIN P turnover bad pass (6)
00:23	2 BROWN J turnover bad pass (2)			34 LAWRENCE J steal (1)
00:14				44 ARCHER M 2pt FG from turnover in the paint, jump shot missed
00:12	5 KAPINUS L defensive rebound (6)			
<b>END OF GAME</b>				
<b>VANDY 101-60 ARK</b>				



**Arkansas at Vanderbilt**

01/23/25 Memorial Gymnasium (Vanderbilt), Nashville  
2024-25 Women's Basketball

Game Time: 6:30 PM  
Game Duration: 1:46  
Attendance: 3,500

Officials: Timothy Greene, Ifeyinwa Seales, Timothy Daley

**Arkansas - 13**

NO.	Name	C	Min	FG		3P		FT		Rebounds			Fouls		TP	AS	TO	ST	Blocks		+/-		
				M-A	M-A	M-A	M-A	OR	DR	TOT	PF	FD	BS	BA									
22	Vera Ojenuwa	C	06:56	0-1	0-0	0-0	1	0	1	0	0	0	0	0	0	0	1	0	0	0	0	-10	
1	Phoenix Stotjin	G	05:26	1-3	1-1	0-0	0	0	0	0	0	0	1	3	0	2	0	0	0	0	0	-8	
2	Kiki Smith	G	00:00	0-0	0-0	0-0	0	0	0	0	0	0	0	0	0	0	0	0	0	0	0	0	
3	Izzy Higginbottom	G	04:57	0-1	0-1	0-0	0	1	1	0	0	0	0	0	1	3	0	0	0	0	0	-9	
10	Cristina Sánchez Cerqueira	G	05:12	0-0	0-0	0-0	0	1	1	1	1	1	0	0	0	1	0	0	0	0	0	-14	
20	Karley Johnson		10:00	2-2	0-0	0-1	0	1	1	0	0	1	4	0	0	1	0	0	0	0	0	-16	
23	Carly Keats		06:42	2-4	2-2	0-0	0	0	0	0	0	0	6	1	0	0	0	0	0	0	0	-16	
25	Danika Galea		03:04	0-2	0-1	0-0	1	1	2	0	0	0	0	0	2	0	0	0	1	0	0	-6	
34	Jenna Lawrence		04:48	0-0	0-0	0-0	0	0	0	0	0	1	0	0	0	1	0	0	0	0	0	-2	
44	Maryn Archer		02:55	0-1	0-0	0-0	0	0	0	0	0	0	0	0	0	0	0	0	0	0	0	1	
Team										1	1	2											
<b>Totals</b>				5-14	3-5	0-1	3	5	8	1	4	13	2	10	2	0	1						-16

Shooting By Period		
4 <sup>th</sup> FG%	5-14	35.7%
3PT%	3-5	60.0%
FT%	0-1	0%
GM FG%	5-14	35.7%
3PT%	3-5	60.0%
FT%	0-1	0.0%

Dead Ball Rebounds: 1, 0

Technical Fouls: NONE

**Vanderbilt - 29**

NO.	Name	C	Min	FG		3P		FT		Rebounds			Fouls		TP	AS	TO	ST	Blocks		+/-		
				M-A	M-A	M-A	M-A	OR	DR	TOT	PF	FD	BS	BA									
10	Jane Nwaba	F	00:00	0-0	0-0	0-0	0	0	0	0	0	0	0	0	0	0	0	0	0	0	0	0	
12	Khamil Pierre	F	07:05	1-1	0-0	1-1	0	1	1	0	1	0	3	1	0	2	0	0	0	0	0	17	
1	Mikayla Blakes	G	03:23	4-4	1-1	0-0	1	0	1	0	0	0	9	0	0	1	0	0	0	0	0	12	
11	Jordyn Oliver	G	02:08	0-0	0-0	0-0	0	0	0	0	0	0	0	1	0	0	0	0	0	0	0	8	
23	Iyana Moore	G	04:57	2-4	0-1	0-0	0	1	1	0	0	0	4	0	0	1	0	0	0	0	0	9	
5	Leilani Kapinus		10:00	2-4	1-2	0-0	2	1	3	1	0	5	2	0	4	1	0	0	0	0	0	16	
13	Justine Pissott		07:52	1-4	1-4	0-0	1	2	3	1	0	3	1	0	0	0	0	0	0	0	0	8	
4	Madison Greene		03:57	1-1	1-1	0-0	0	0	0	1	0	3	1	0	0	0	0	0	0	0	0	10	
2	Jada Brown		04:48	1-2	0-1	0-0	0	1	1	0	0	2	0	2	0	0	0	0	0	0	0	2	
24	Aga Makurat		02:55	0-1	0-1	0-0	0	0	0	0	0	0	0	1	0	0	0	0	0	0	0	-1	
30	Trinity Wilson		02:55	0-0	0-0	0-0	0	0	0	1	0	0	0	0	0	0	0	0	0	0	0	-1	
Team										0	0	0											
<b>Totals</b>				12-21	4-11	1-1	4	6	10	4	1	29	7	2	8	1	0						16

Shooting By Period		
4 <sup>th</sup> FG%	12-21	57.1%
3PT%	4-11	36.4%
FT%	1-1	100%
GM FG%	12-21	57.1%
3PT%	4-11	36.4%
FT%	1-1	100.0%

Dead Ball Rebounds: 0, 0

Technical Fouls: NONE

	ARK	VANDY
Biggest lead	0 (1 <sup>st</sup> 10:00)	45 (4 <sup>th</sup> 3:20)
Best Scoring Run	4 (4 <sup>th</sup> 1:25)	11 (4 <sup>th</sup> 3:20)
Lead Changes	0	
Times Tied	0	
Time with Lead	00:00	09:23

	ARK	VANDY
Points from		
Turnovers	2	15
Paint	4	16
Second Chance	0	2
Fast Breaks	2	11
Bench	10	13

	Period by Period Scoring				
	1st	2nd	3rd	4th	TOT
ARK	10	17	20	13	60
VANDY	26	27	19	29	101



Officials: Timothy Greene, Ifeyinwa Seales, Timothy Daley

Arkansas - 33

NO.	Name	C/G	Min	FG			3P			FT			Rebounds			Fouls		TP	AS	TO	ST	Blocks		+/-
				M-A	M-A	M-A	OR	DR	TOT	PF	FD	BS	BA											
22	Vera Ojenuwa	C	16:56	1-3	0-0	0-0	1	1	2	1	0	2	0	1	0	0	0	1	0	0	0	0	-9	
1	Phoenix Stotjin	G	06:58	1-3	1-1	0-0	0	0	0	0	2	3	0	2	0	0	0	2	0	0	0	0	-12	
2	Kiki Smith	G	02:31	1-1	1-1	0-0	0	0	0	1	0	3	0	1	0	0	0	1	0	0	0	0	-8	
3	Izzy Higginbottom	G	14:57	2-5	1-3	0-0	0	4	4	1	1	5	1	5	0	0	1	5	0	0	1	-8		
10	Cristina Sánchez Cerqueira	G	14:13	0-1	0-0	0-0	1	3	4	1	1	0	1	2	0	0	1	2	0	0	0	-9		
20	Karley Johnson		18:28	4-5	0-1	1-3	1	2	3	1	2	9	1	0	2	0	0	0	0	0	0	-11		
23	Carly Keats		15:10	4-10	3-7	0-0	0	0	0	0	0	11	1	1	0	0	1	1	0	0	0	-11		
25	Danika Galea		03:04	0-2	0-1	0-0	1	1	2	0	0	0	0	0	2	0	0	0	0	1	0	-6		
34	Jenna Lawrence		04:48	0-0	0-0	0-0	0	0	0	0	1	0	0	0	0	0	0	0	1	0	0	-2		
44	Maryn Archer		02:55	0-1	0-0	0-0	0	0	0	0	0	0	0	0	0	0	0	0	0	0	0	1		
Team							3	1	4			0			1									
<b>Totals</b>				13-31	6-14	1-3	7	12	19	5	7	33	4	15	3	0	2						-15	

Shooting By Period		
3 <sup>rd</sup> FG%	8-17	47.1%
3PT%	3-9	33.3%
FT%	1-2	50%
4 <sup>th</sup> FG%	5-14	35.7%
3PT%	3-5	60.0%
FT%	0-1	0%
GM FG%	13-31	41.9%
3PT%	6-14	42.9%
FT%	1-3	33.3%

Dead Ball Rebounds: 2, 0

Technical Fouls: NONE

Vanderbilt - 48

NO.	Name	C/G	Min	FG			3P			FT			Rebounds			Fouls		TP	AS	TO	ST	Blocks		+/-
				M-A	M-A	M-A	OR	DR	TOT	PF	FD	BS	BA											
10	Jane Nwaba	F	05:37	1-3	1-1	0-0	0	0	0	0	0	3	0	0	1	0	0	0	1	0	0	0	-6	
12	Khamil Pierre	F	15:10	3-5	0-1	4-6	1	3	4	1	4	10	1	2	3	0	0	2	3	0	0	21		
1	Mikayla Blakes	G	13:23	5-7	1-2	2-2	1	0	1	0	1	13	1	1	1	0	0	1	1	0	0	11		
11	Jordyn Oliver	G	12:08	0-0	0-0	0-0	0	1	1	0	0	0	2	1	0	0	0	0	1	0	0	7		
23	Iyana Moore	G	10:54	3-6	0-1	0-0	0	2	2	0	0	6	0	0	1	0	0	0	1	0	0	0		
4	Madison Greene		09:52	2-4	2-2	0-0	0	0	0	3	0	6	1	0	1	0	0	1	0	0	0	15		
14	Aiyana Mitchell		01:55	0-0	0-0	0-0	1	0	1	0	0	0	0	2	0	1	0	2	0	1	0	-5		
5	Leilani Kapinus		12:31	2-4	1-2	0-0	2	2	4	1	0	5	2	0	5	1	0	0	5	1	0	24		
13	Justine Pissott		07:52	1-4	1-4	0-0	1	2	3	1	0	3	1	0	0	0	0	0	0	0	0	8		
2	Jada Brown		04:48	1-2	0-1	0-0	0	1	1	0	0	2	0	2	0	0	0	2	0	0	0	2		
24	Aga Makurat		02:55	0-1	0-1	0-0	0	0	0	0	0	0	1	0	0	0	0	0	0	0	0	-1		
30	Trinity Wilson		02:55	0-0	0-0	0-0	0	0	0	1	0	0	0	0	0	0	0	0	0	0	0	-1		
Team							2	0	2			0			0									
<b>Totals</b>				18-36	6-15	6-8	8	11	19	7	5	48	9	8	12	2	0	15					15	

Shooting By Period		
3 <sup>rd</sup> FG%	6-15	40.0%
3PT%	2-4	50.0%
FT%	5-7	71.4%
4 <sup>th</sup> FG%	12-21	57.1%
3PT%	4-11	36.4%
FT%	1-1	100%
GM FG%	18-36	50.0%
3PT%	6-15	40.0%
FT%	6-8	75.0%

Dead Ball Rebounds: 0, 0

Technical Fouls: NONE

	ARK	VANDY
Biggest lead	0 (1 <sup>st</sup> 10:00)	45 (4 <sup>th</sup> 3:20)
Best Scoring Run	9 (3 <sup>rd</sup> 3:50)	11 (4 <sup>th</sup> 3:20)
Lead Changes	0	
Times Tied	0	
Time with Lead	00:00	19:51

	ARK	VANDY
Points from		
Turnovers	10	23
Paint	12	22
Second Chance	8	5
Fast Breaks	6	15
Bench	20	16

	Period by Period Scoring				
	1st	2nd	3rd	4th	TOT
ARK	10	17	20	13	60
VANDY	26	27	19	29	101



**Arkansas at Vanderbilt**

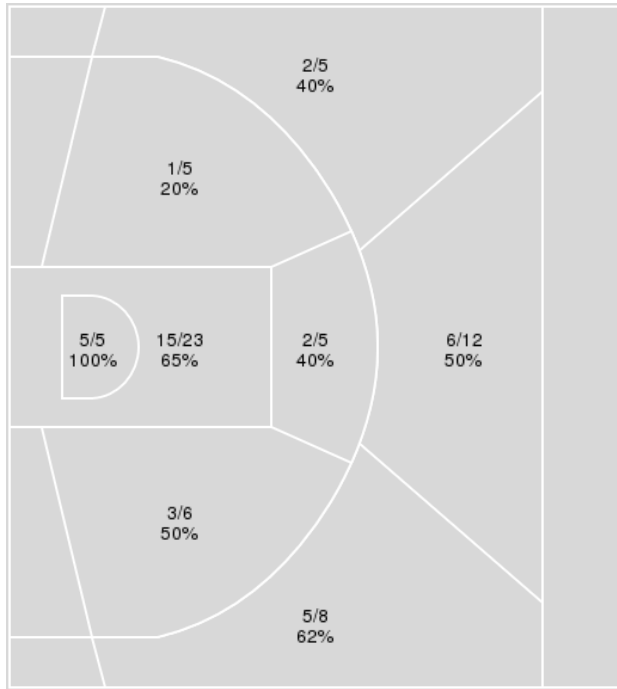
01/23/25 Memorial Gymnasium (Vanderbilt), Nashville  
2024-25 Women's Basketball

**Game Time:** 6:30 PM  
**Game Duration:** 1:46  
**Attendance:** 3,500

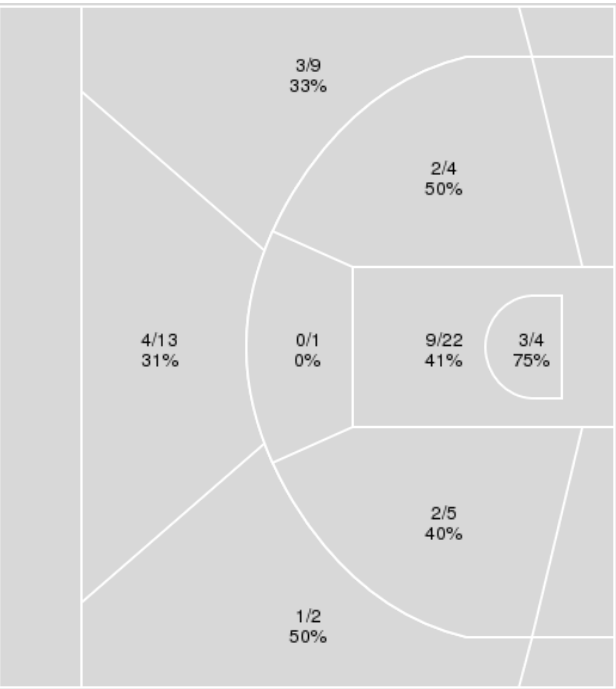
**Officials:** Timothy Greene, Ifeyinwa Seales, Timothy Daley

{ Players => 1, 2, 4, 5, 10, 11, 12, 13, 14, 23, 24, 30, 35; } FG Types => { Players => All; } FG Types => All; Results => All;  
All; Results => All;

**Vanderbilt**



**Arkansas**



Vanderbilt	M/A	%
Field Goals	39/69	57
2 Points	26/44	59
3 Points	13/25	52
Free Throws	10/12	83

Arkansas	M/A	%
Field Goals	24/60	40
2 Points	16/36	44
3 Points	8/24	33
Free Throws	4/7	57



**Arkansas at Vanderbilt**

01/23/25 Memorial Gymnasium (Vanderbilt), Nashville  
2024-25 Women's Basketball

**Game Time:** 6:30 PM  
**Game Duration:** 1:46  
**Attendance:** 3,500

**Officials:** Timothy Greene, Ifeyinwa Seales, Timothy Daley

**Arkansas**

No	Name	Mins		Score		Points Diff		Points per Min		Assists		Rebounds		Steals		Turnovers	
		On	Off	On	Off	On	Off	On	Off	On	Off	On	Off	On	Off	On	Off
1	Phoenix Stotjin	20:31	19:29	24 - 55	36 - 46	-31	-10	1.17	1.85	2	6	15	18	3	2	18	8
2	Kiki Smith	17:37	22:23	21 - 51	39 - 50	-30	-11	1.19	1.74	3	5	11	22	2	3	12	14
3	Izzy Higginbottom	30:57	09:03	48 - 78	12 - 23	-30	-11	1.55	1.33	6	2	27	6	2	3	21	5
10	Cristina Sánchez Cerqueira	26:54	13:06	40 - 64	20 - 37	-24	-17	1.49	1.53	6	2	27	6	3	2	19	7
20	Karley Johnson	24:10	15:50	44 - 55	16 - 46	-11	-30	1.82	1.01	8	0	22	11	4	1	14	12
22	Vera Ojenuwa	29:31	10:29	48 - 68	12 - 33	-20	-21	1.63	1.14	7	1	26	7	5	0	15	11
23	Carly Keats	24:49	15:11	39 - 65	21 - 36	-26	-15	1.57	1.38	5	3	22	11	2	3	13	13
25	Danika Galea	10:29	29:31	12 - 33	48 - 68	-21	-20	1.14	1.63	1	7	7	26	0	5	11	15
34	Jenna Lawrence	12:07	27:53	20 - 33	40 - 68	-13	-28	1.65	1.43	2	6	6	27	2	3	6	20
44	Maryn Archer	02:55	37:05	4 - 3	56 - 98	1	-42	1.37	1.51	0	8	2	31	2	3	1	25

**Vanderbilt**

No	Name	Mins		Score		Points Diff		Points per Min		Assists		Rebounds		Steals		Turnovers	
		On	Off	On	Off	On	Off	On	Off	On	Off	On	Off	On	Off	On	Off
1	Mikayla Blakes	26:49	13:11	63 - 37	38 - 23	26	15	2.35	2.88	14	7	24	11	12	5	11	3
2	Jada Brown	04:48	35:12	9 - 7	92 - 53	2	39	1.88	2.61	1	20	7	28	2	15	2	12
4	Madison Greene	19:15	20:45	61 - 30	40 - 30	31	10	3.17	1.93	12	9	13	22	10	7	5	9
5	Leilani Kapinus	18:56	21:04	55 - 28	46 - 32	27	14	2.90	2.18	13	8	15	20	13	4	7	7
10	Jane Nwaba	18:29	21:31	42 - 29	59 - 31	13	28	2.27	2.74	7	14	17	18	4	13	5	9
11	Jordyn Oliver	26:01	13:59	63 - 39	38 - 21	24	17	2.42	2.72	15	6	21	14	11	6	11	3
12	Khamil Pierre	28:51	11:09	83 - 39	18 - 21	44	-3	2.88	1.62	17	4	24	11	15	2	7	7
13	Justine Pissott	10:55	29:05	28 - 15	73 - 45	13	28	2.56	2.51	5	16	13	22	6	11	3	11
14	Aiyana Mitchell	12:01	27:59	29 - 23	72 - 37	6	35	2.41	2.57	5	16	9	26	1	16	5	9
23	Iyana Moore	28:05	11:55	66 - 45	35 - 15	21	20	2.35	2.94	14	7	22	13	9	8	10	4
24	Aga Makurat	02:55	37:05	3 - 4	98 - 56	-1	42	1.03	2.64	1	20	5	30	1	16	2	12
30	Trinity Wilson	02:55	37:05	3 - 4	98 - 56	-1	42	1.03	2.64	1	20	5	30	1	16	2	12

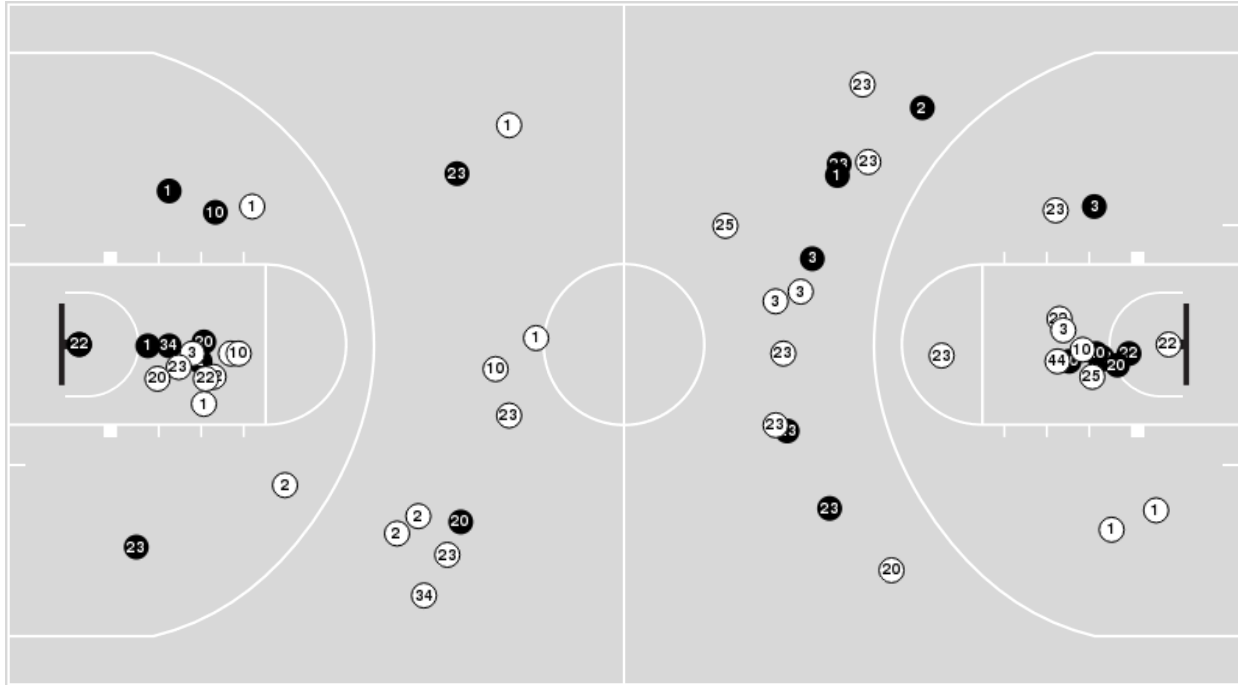


**Officials:** Timothy Greene, Ifeyinwa Seales, Timothy Daley

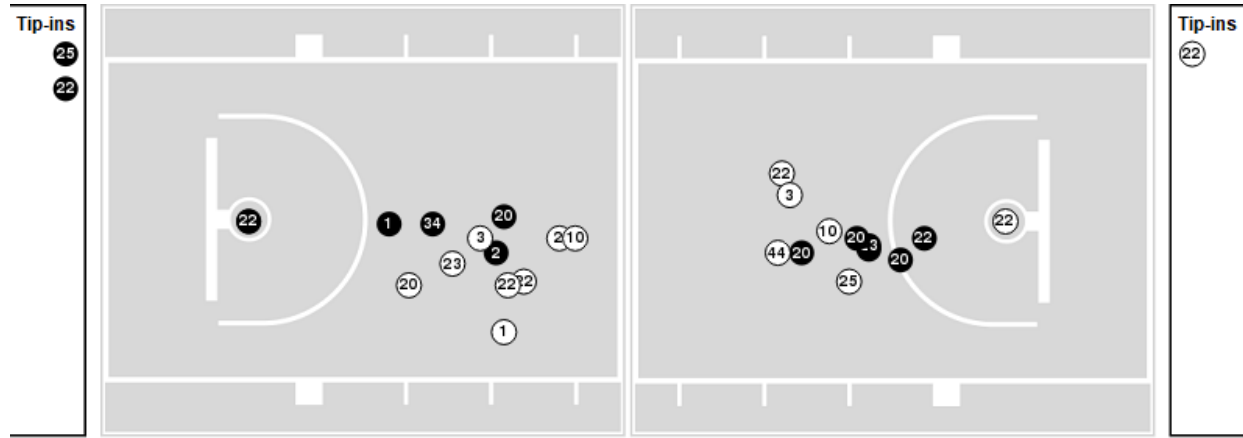
Players => AllFG Types=>AllResults=>All

**Arkansas**

**All Field Goals**



**Blow Up Chart**



● Made    ○ Missed    N - Player Number

Arkansas	M/A	%
Field Goals	24/60	40
2 Points	16/36	44
3 Points	8/24	33
Free Throws	4/7	57

Arkansas	M/A	%
Points in the Paint	24 (12 / 26)	46
Fast Break Points	13 (6/6)	100
Second Chance Points	12 (5/10)	50
Effective FG%	47	

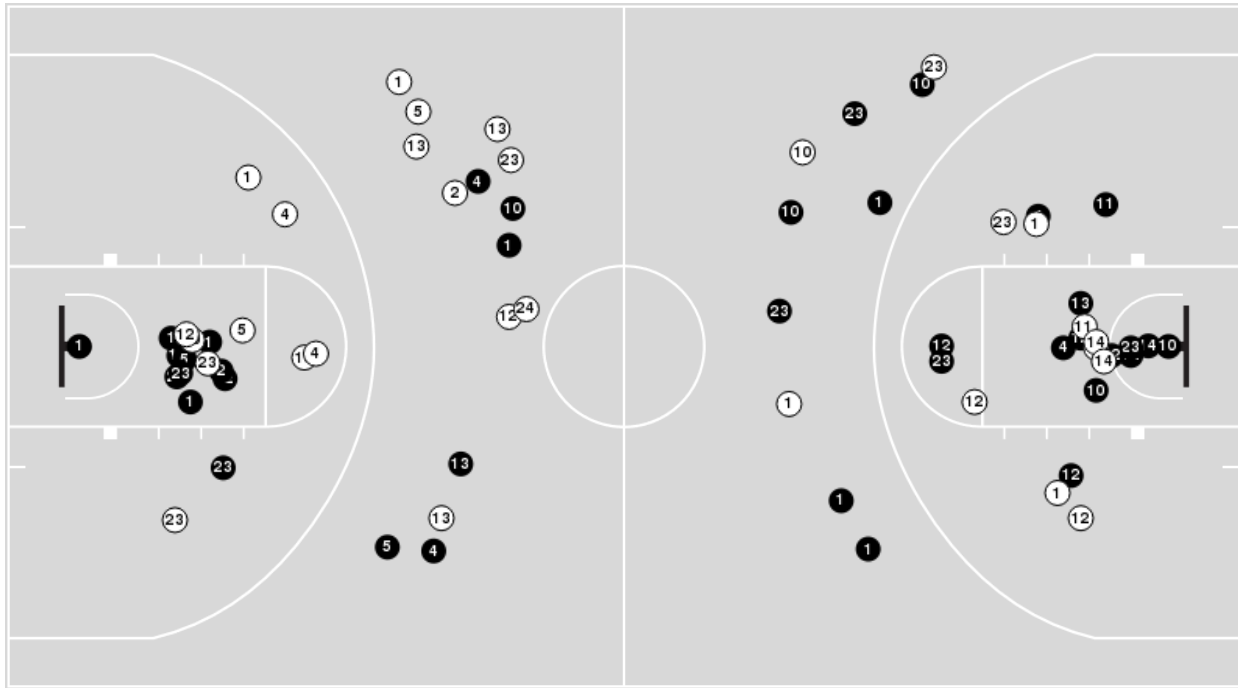


**Officials:** Timothy Greene, Ifeyinwa Seales, Timothy Daley

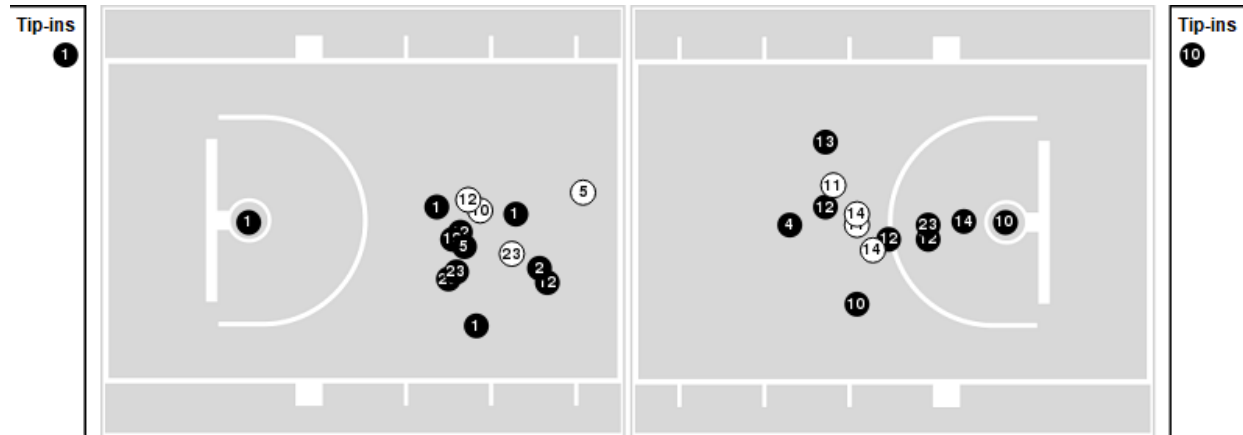
Players => 1, 2, 4, 5, 10, 11, 12, 13, 14, 23, 24, 30, 35FG Types=>AllResults=>All

**Vanderbilt**

**All Field Goals**



**Blow Up Chart**



● Made    ○ Missed    N - Player Number

Vanderbilt	M/A	%
Field Goals	39/69	57
2 Points	26/44	59
3 Points	13/25	52
Free Throws	10/12	83

Vanderbilt	M/A	%
Points in the Paint	40 (20 / 28)	71
Fast Break Points	22 (10/11)	91
Second Chance Points	9 (6/12)	50
Effective FG%	66	



**Officials:** Timothy Greene, Ifeyinwa Seales, Timothy Daley

**Arkansas**

Lineup	Quarter On	Time On	Quarter Off	Time Off	Time on Court	Score	Score Diff	Reb	Stl	Tov	Ass	PPP
1- Stotjin P/ 2- Smith K/ 3- Higginbottom I/ 10- Sánchez Cerqueira C/ 22- Ojenuwa V/	1	10:00	1	06:28	03:32	2-7	-5	3	0	3	0	0.3333
1- Stotjin P/ 3- Higginbottom I/ 22- Ojenuwa V/ 23- Keats C/ 34- Lawrence J/	1	06:28	1	04:45	01:43	4-4	0	1	0	1	0	1.3889
2- Smith K/ 3- Higginbottom I/ 23- Keats C/ 25- Galea D/ 34- Lawrence J/	1	04:45	1	02:41	02:04	2-10	-8	1	0	0	0	0.5000
1- Stotjin P/ 2- Smith K/ 10- Sánchez Cerqueira C/ 23- Keats C/ 25- Galea D/	1	02:41	1	01:49	00:52	0-2	-2	0	0	2	0	0.0000
1- Stotjin P/ 2- Smith K/ 10- Sánchez Cerqueira C/ 22- Ojenuwa V/ 23- Keats C/	1	01:49	2	10:00	01:49	2-3	-1	2	1	0	0	0.6667
1- Stotjin P/ 3- Higginbottom I/ 10- Sánchez Cerqueira C/ 22- Ojenuwa V/ 23- Keats C/	2	10:00	2	08:08	01:52	2-5	-3	2	0	1	0	1.0000
1- Stotjin P/ 3- Higginbottom I/ 10- Sánchez Cerqueira C/ 23- Keats C/ 25- Galea D/	2	08:08	2	08:08	00:00	0-0	0	0	0	0	0	0.0000
1- Stotjin P/ 2- Smith K/ 3- Higginbottom I/ 10- Sánchez Cerqueira C/ 25- Galea D/	2	08:08	2	07:11	00:57	0-2	-2	1	0	0	0	0.0000
1- Stotjin P/ 2- Smith K/ 3- Higginbottom I/ 25- Galea D/ 34- Lawrence J/	2	07:11	2	05:42	01:29	1-6	-5	0	0	3	0	0.2577
2- Smith K/ 3- Higginbottom I/ 20- Johnson K/ 25- Galea D/ 34- Lawrence J/	2	05:42	2	03:39	02:03	6-4	2	1	0	0	1	2.0000
2- Smith K/ 3- Higginbottom I/ 10- Sánchez Cerqueira C/ 20- Johnson K/ 22- Ojenuwa V/	2	03:39	2	01:19	02:20	5-6	-1	2	1	1	2	1.0000
1- Stotjin P/ 10- Sánchez Cerqueira C/ 20- Johnson K/ 22- Ojenuwa V/ 23- Keats C/	2	01:19	3	10:00	01:19	3-4	-1	1	0	0	1	1.0000
3- Higginbottom I/ 10- Sánchez Cerqueira C/ 20- Johnson K/ 22- Ojenuwa V/ 23- Keats C/	3	10:00	3	02:31	07:29	17-8	9	10	1	2	2	1.3199
2- Smith K/ 3- Higginbottom I/ 20- Johnson K/ 22- Ojenuwa V/ 23- Keats C/	3	02:31	3	01:32	00:59	0-4	-4	0	0	1	0	0.0000
1- Stotjin P/ 2- Smith K/ 3- Higginbottom I/ 10- Sánchez Cerqueira C/ 22- Ojenuwa V/	3	01:32	4	10:00	01:32	3-7	-4	1	0	2	0	1.0000
1- Stotjin P/ 10- Sánchez Cerqueira C/ 20- Johnson K/ 22- Ojenuwa V/ 23- Keats C/	4	10:00	4	07:52	02:08	3-11	-8	1	0	2	1	0.7500
1- Stotjin P/ 3- Higginbottom I/ 10- Sánchez Cerqueira C/ 20- Johnson K/ 25- Galea D/	4	07:52	4	06:37	01:15	0-4	-4	1	0	3	0	0.0000
3- Higginbottom I/ 10- Sánchez Cerqueira C/ 20- Johnson K/ 23- Keats C/ 25- Galea D/	4	06:37	4	04:48	01:49	3-5	-2	3	0	3	0	0.6000
3- Higginbottom I/ 20- Johnson K/ 22- Ojenuwa V/ 23- Keats C/ 34- Lawrence J/	4	04:48	4	02:55	01:53	3-6	-3	1	0	1	1	0.7500
20- Johnson K/ 22- Ojenuwa V/ 23- Keats C/ 34- Lawrence J/ 44- Archer M/	4	02:55	4	02:03	00:52	0-3	-3	0	0	0	0	0.0000
2- Smith K/ 20- Johnson K/ 22- Ojenuwa V/ 34- Lawrence J/ 44- Archer M/	4	02:03	4	02:03	00:00	0-0	0	0	0	0	0	0.0000
1- Stotjin P/ 20- Johnson K/ 22- Ojenuwa V/ 34- Lawrence J/ 44- Archer M/	4	02:03	4	00:00	02:03	4-0	4	2	2	1	0	0.7353





**Officials:** Timothy Greene, Ifeyinwa Seales, Timothy Daley

**Vanderbilt**

Lineup	Quarter On	Time On	Quarter Off	Time Off	Time on Court	Score	Score Diff	Reb	Stl	Tov	Ass	PPP
1- Blakes M/ 10- Nwaba J/ 11- Oliver J/ 12- Pierre K/ 23- Moore I/	1	10:00	1	06:28	03:32	7-2	5	3	0	1	2	1.0174
1- Blakes M/ 10- Nwaba J/ 12- Pierre K/ 14- Mitchell A/ 23- Moore I/	1	06:28	1	05:43	00:45	0-0	0	0	0	0	0	0.0000
4- Greene M/ 10- Nwaba J/ 12- Pierre K/ 14- Mitchell A/ 23- Moore I/	1	05:43	1	02:41	03:02	14-6	8	3	0	0	2	2.3333
1- Blakes M/ 5- Kapinus L/ 11- Oliver J/ 12- Pierre K/ 23- Moore I/	1	02:41	1	00:47	01:53	5-0	5	1	2	1	2	1.6667
1- Blakes M/ 5- Kapinus L/ 11- Oliver J/ 14- Mitchell A/ 23- Moore I/	1	00:47	2	10:00	00:47	0-2	-2	1	0	2	0	0.0000
1- Blakes M/ 4- Greene M/ 10- Nwaba J/ 11- Oliver J/ 14- Mitchell A/	2	10:00	2	08:08	01:52	5-2	3	0	1	0	1	1.6667
1- Blakes M/ 4- Greene M/ 10- Nwaba J/ 11- Oliver J/ 12- Pierre K/	2	08:08	2	07:11	00:57	2-0	2	3	0	0	0	1.0000
4- Greene M/ 10- Nwaba J/ 11- Oliver J/ 12- Pierre K/ 23- Moore I/	2	07:11	2	06:47	00:24	0-0	0	0	1	1	0	0.0000
4- Greene M/ 5- Kapinus L/ 11- Oliver J/ 12- Pierre K/ 23- Moore I/	2	06:47	2	03:39	03:08	10-7	3	1	1	0	3	1.6667
1- Blakes M/ 5- Kapinus L/ 10- Nwaba J/ 14- Mitchell A/ 23- Moore I/	2	03:39	2	03:03	00:36	0-3	-3	0	0	0	0	0.0000
1- Blakes M/ 10- Nwaba J/ 13- Pissott J/ 14- Mitchell A/ 23- Moore I/	2	03:03	2	01:19	01:44	6-2	4	2	0	1	1	2.0000
1- Blakes M/ 11- Oliver J/ 13- Pissott J/ 14- Mitchell A/ 23- Moore I/	2	01:19	3	10:00	01:19	4-3	1	2	0	0	1	1.3889
1- Blakes M/ 10- Nwaba J/ 11- Oliver J/ 12- Pierre K/ 23- Moore I/	3	10:00	3	05:58	04:02	5-9	-4	4	0	2	1	0.6250
1- Blakes M/ 4- Greene M/ 11- Oliver J/ 14- Mitchell A/ 23- Moore I/	3	05:58	3	04:42	01:16	0-3	-3	1	0	1	0	0.0000
1- Blakes M/ 10- Nwaba J/ 11- Oliver J/ 14- Mitchell A/ 23- Moore I/	3	04:42	3	04:39	00:03	0-2	-2	0	0	0	0	0.0000
1- Blakes M/ 4- Greene M/ 11- Oliver J/ 14- Mitchell A/ 23- Moore I/	3	04:39	3	04:03	00:36	0-0	0	0	0	1	0	0.0000
1- Blakes M/ 4- Greene M/ 10- Nwaba J/ 11- Oliver J/ 12- Pierre K/	3	04:03	3	02:31	01:32	3-3	0	2	2	0	0	1.0417
1- Blakes M/ 4- Greene M/ 5- Kapinus L/ 11- Oliver J/ 12- Pierre K/	3	02:31	4	07:52	04:39	22-6	16	3	4	2	5	1.9643
1- Blakes M/ 5- Kapinus L/ 12- Pierre K/ 13- Pissott J/ 23- Moore I/	4	07:52	4	06:37	01:15	4-0	4	2	3	0	1	1.3333
4- Greene M/ 5- Kapinus L/ 12- Pierre K/ 13- Pissott J/ 23- Moore I/	4	06:37	4	04:48	01:49	5-3	2	0	1	0	1	1.4535
2- Brown J/ 5- Kapinus L/ 12- Pierre K/ 13- Pissott J/ 23- Moore I/	4	04:48	4	02:55	01:53	6-3	3	2	1	0	0	1.5000
2- Brown J/ 5- Kapinus L/ 13- Pissott J/ 24- Makurat A/ 30- Wilson T/	4	02:55	4	00:00	02:55	3-4	-1	5	1	2	1	0.6000



**Arkansas at Vanderbilt**

01/23/25 Memorial Gymnasium (Vanderbilt), Nashville  
2024-25 Women's Basketball

**Game Time:** 6:30 PM  
**Game Duration:** 1:46  
**Attendance:** 3,500

**Officials:** Timothy Greene, Ifeyinwa Seales, Timothy Daley

**Arkansas**

Lineup	Time	Score	Score Diff	Pts/Min	Reb	Stl	Tov	Ass	PPP
3- Higginbottom I/ 10- Sánchez Cerqueira C/ 20- Johnson K/ 22- Ojenuwa V/ 23- Keats C/	07:29	17-8	9	2.2717	10	1	2	2	1.3199
1- Stotjin P/ 2- Smith K/ 3- Higginbottom I/ 10- Sánchez Cerqueira C/ 22- Ojenuwa V/	05:04	5-14	-9	0.9868	4	0	5	0	0.5556
1- Stotjin P/ 10- Sánchez Cerqueira C/ 20- Johnson K/ 22- Ojenuwa V/ 23- Keats C/	03:27	6-15	-9	1.7391	2	0	2	2	0.8571
2- Smith K/ 3- Higginbottom I/ 10- Sánchez Cerqueira C/ 20- Johnson K/ 22- Ojenuwa V/	02:20	5-6	-1	2.1429	2	1	1	2	1.0000
2- Smith K/ 3- Higginbottom I/ 23- Keats C/ 25- Galea D/ 34- Lawrence J/	02:04	2-10	-8	0.9677	1	0	0	0	0.5000
2- Smith K/ 3- Higginbottom I/ 20- Johnson K/ 25- Galea D/ 34- Lawrence J/	02:03	6-4	2	2.9268	1	0	0	1	2.0000
1- Stotjin P/ 20- Johnson K/ 22- Ojenuwa V/ 34- Lawrence J/ 44- Archer M/	02:03	4-0	4	1.9512	2	2	1	0	0.7353
3- Higginbottom I/ 20- Johnson K/ 22- Ojenuwa V/ 23- Keats C/ 34- Lawrence J/	01:53	3-6	-3	1.5929	1	0	1	1	0.7500
1- Stotjin P/ 3- Higginbottom I/ 10- Sánchez Cerqueira C/ 22- Ojenuwa V/ 23- Keats C/	01:52	2-5	-3	1.0714	2	0	1	0	1.0000
1- Stotjin P/ 2- Smith K/ 10- Sánchez Cerqueira C/ 22- Ojenuwa V/ 23- Keats C/	01:49	2-3	-1	1.1009	2	1	0	0	0.6667
3- Higginbottom I/ 10- Sánchez Cerqueira C/ 20- Johnson K/ 23- Keats C/ 25- Galea D/	01:49	3-5	-2	1.6514	3	0	3	0	0.6000
1- Stotjin P/ 3- Higginbottom I/ 22- Ojenuwa V/ 23- Keats C/ 34- Lawrence J/	01:43	4-4	0	2.3301	1	0	1	0	1.3889
1- Stotjin P/ 2- Smith K/ 3- Higginbottom I/ 25- Galea D/ 34- Lawrence J/	01:29	1-6	-5	0.6742	0	0	3	0	0.2577
1- Stotjin P/ 3- Higginbottom I/ 10- Sánchez Cerqueira C/ 20- Johnson K/ 25- Galea D/	01:15	0-4	-4	0.0000	1	0	3	0	0.0000
2- Smith K/ 3- Higginbottom I/ 20- Johnson K/ 22- Ojenuwa V/ 23- Keats C/	00:59	0-4	-4	0.0000	0	0	1	0	0.0000
1- Stotjin P/ 2- Smith K/ 3- Higginbottom I/ 10- Sánchez Cerqueira C/ 25- Galea D/	00:57	0-2	-2	0.0000	1	0	0	0	0.0000
1- Stotjin P/ 2- Smith K/ 10- Sánchez Cerqueira C/ 23- Keats C/ 25- Galea D/	00:52	0-2	-2	0.0000	0	0	2	0	0.0000
20- Johnson K/ 22- Ojenuwa V/ 23- Keats C/ 34- Lawrence J/ 44- Archer M/	00:52	0-3	-3	0.0000	0	0	0	0	0.0000
1- Stotjin P/ 3- Higginbottom I/ 10- Sánchez Cerqueira C/ 23- Keats C/ 25- Galea D/	00:00	0-0	0	NaN	0	0	0	0	0.0000
2- Smith K/ 20- Johnson K/ 22- Ojenuwa V/ 34- Lawrence J/ 44- Archer M/	00:00	0-0	0	NaN	0	0	0	0	0.0000



**Officials:** Timothy Greene, Ifeyinwa Seales, Timothy Daley

**Vanderbilt**

Lineup	Time	Score	Score Diff	Pts/Min	Reb	Stl	Tov	Ass	PPP
1- Blakes M/ 10- Nwaba J/ 11- Oliver J/ 12- Pierre K/ 23- Moore I/	07:34	12-11	1	1.5859	7	0	3	3	0.8065
1- Blakes M/ 4- Greene M/ 5- Kapinus L/ 11- Oliver J/ 12- Pierre K/	04:39	22-6	16	4.7312	3	4	2	5	1.9643
4- Greene M/ 5- Kapinus L/ 11- Oliver J/ 12- Pierre K/ 23- Moore I/	03:08	10-7	3	3.1915	1	1	0	3	1.6667
4- Greene M/ 10- Nwaba J/ 12- Pierre K/ 14- Mitchell A/ 23- Moore I/	03:02	14-6	8	4.6154	3	0	0	2	2.3333
2- Brown J/ 5- Kapinus L/ 13- Pissott J/ 24- Makurat A/ 30- Wilson T/	02:55	3-4	-1	1.0286	5	1	2	1	0.6000
1- Blakes M/ 4- Greene M/ 10- Nwaba J/ 11- Oliver J/ 12- Pierre K/	02:29	5-3	2	2.0134	5	2	0	0	1.0246
1- Blakes M/ 5- Kapinus L/ 11- Oliver J/ 12- Pierre K/ 23- Moore I/	01:53	5-0	5	2.6455	1	2	1	2	1.6667
2- Brown J/ 5- Kapinus L/ 12- Pierre K/ 13- Pissott J/ 23- Moore I/	01:53	6-3	3	3.1858	2	1	0	0	1.5000
1- Blakes M/ 4- Greene M/ 10- Nwaba J/ 11- Oliver J/ 14- Mitchell A/	01:52	5-2	3	2.6786	0	1	0	1	1.6667
1- Blakes M/ 4- Greene M/ 11- Oliver J/ 14- Mitchell A/ 23- Moore I/	01:52	0-3	-3	0.0000	1	0	2	0	0.0000
4- Greene M/ 5- Kapinus L/ 12- Pierre K/ 13- Pissott J/ 23- Moore I/	01:49	5-3	2	2.7523	0	1	0	1	1.4535
1- Blakes M/ 10- Nwaba J/ 13- Pissott J/ 14- Mitchell A/ 23- Moore I/	01:44	6-2	4	3.4615	2	0	1	1	2.0000
1- Blakes M/ 11- Oliver J/ 13- Pissott J/ 14- Mitchell A/ 23- Moore I/	01:19	4-3	1	3.0380	2	0	0	1	1.3889
1- Blakes M/ 5- Kapinus L/ 12- Pierre K/ 13- Pissott J/ 23- Moore I/	01:15	4-0	4	3.2000	2	3	0	1	1.3333
1- Blakes M/ 5- Kapinus L/ 11- Oliver J/ 14- Mitchell A/ 23- Moore I/	00:47	0-2	-2	0.0000	1	0	2	0	0.0000
1- Blakes M/ 10- Nwaba J/ 12- Pierre K/ 14- Mitchell A/ 23- Moore I/	00:45	0-0	0	0.0000	0	0	0	0	0.0000
1- Blakes M/ 5- Kapinus L/ 10- Nwaba J/ 14- Mitchell A/ 23- Moore I/	00:36	0-3	-3	0.0000	0	0	0	0	0.0000
4- Greene M/ 10- Nwaba J/ 11- Oliver J/ 12- Pierre K/ 23- Moore I/	00:24	0-0	0	0.0000	0	1	1	0	0.0000
1- Blakes M/ 10- Nwaba J/ 11- Oliver J/ 14- Mitchell A/ 23- Moore I/	00:03	0-2	-2	0.0000	0	0	0	0	0.0000