

ARKANSAS

WOMEN'S BASKETBALL



ASHLEY
DANIELS



LYNDSAY
HARRIS



C'EIRA
RICKETTS

2010 - 2011

M E D I A G U I D E

UNIVERSITY OF ARKANSAS WOMEN'S BASKETBALL



2010 - 11



ARKANSASRAZORBACKS.COM



OFFENSE

Arkansas returns the majority of its offense for the 2010-11 season. Paced by juniors Lyndsay Harris, C'eira Ricketts and Ashley Daniels, the Razorbacks have added players who enhance the team's various scoring threats.

Harris co-led the team with graduated senior Charity Ford last year averaging 12.6 points-per-game. She finished the season with 377 points and has 684 (11.0 ppg) for her career.

Ricketts was third on the squad last year with 9.7 ppg, 290 total points and 648 career points (11.2 ppg). Both players handled duties at the point last season.

The new recruiting class should allow Ricketts to return to the wing where she can create her shots as she did as a freshman when she scored 358 points averaging 12.8 ppg.

RETURNING STARTERS

NO.	NAME	POS.	HT.	CL.	PTS	PPG	FG-A	3FG-A	FT-FTA
33	Lyndsay Harris	G	5-9	JR	377	12.6	123-329	75-220	56-75
22	C'eira Ricketts	G	5-9	JR	290	9.7	127-313	7-32	29-55
12	Ashley Daniels	F	6-2	JR	205	6.8	74-142	0-0	57-77

STARTERS LOST

NO.	NAME	POS.	HT.	CL.	PTS	PPG	FG-A	3FG-A	FT-FTA
32	Charity Ford	G	5-8	SR	378	12.6	144-348	35-118	55-63
23	Ashley McCray	P	6-3	SR	100	3.8	42-91	0-0	16-35



DEFENSE

Arkansas returns a good bit of defense for the 2010-11 season. Sarah Watkins is back for her sophomore season after leading the team with 40 blocks - a mark that ranked eighth in the SEC last season. Junior Ashley Daniels is the team's leading rebounder from a year ago. Daniels grabbed a team-high 184 rebounds averaging 6.1 rpg. Junior C'eria Ricketts was second with 151 boards and a 5.0 rpg average.

RETURNING PLAYERS

NO.	NAME	POS.	HT.	CL.	OREB	DREB	TOTAL	RPG	BLOCKS
12	Ashley Daniels	F	6-2	JR	73	111	184	6.1	13
22	C'eria Ricketts	G	5-9	JR	52	99	151	5.0	23
4	Sarah Watkins	P		SO	41	75	116	3.9	40
33	Lyndsay Harris	G	5-9	JR	10	65	75	2.5	6

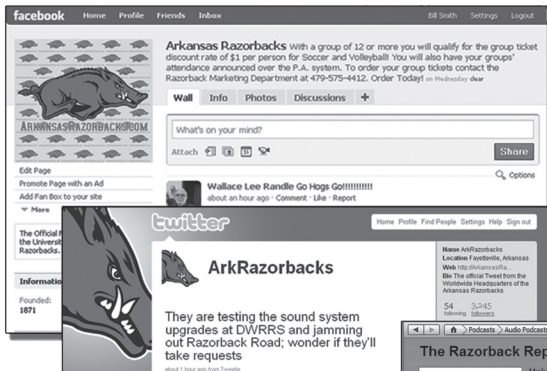
PLAYERS LOST

NO.	NAME	POS.	HT.	CL.	OREB	DREB	TOTAL	RPG	BLOCKS
32	Charity Ford	G	5-8	SR	35	76	111	3.7	4
23	Ashley McCray	P	6-3	SR	30	41	71	2.7	7



WORLDWIDE MEDIA

facebook.com/ArkansasRazorbacks



On Twitter
@ArkRazorbacks



Premium Video &
Streaming Content



On iTunes



MEDIA TRAINING

The University of Arkansas and the Razorback Athletic Department provide its student-athletes and coaches with media training several times throughout their careers.

The goal of the training is to improve communication skills in front of the camera and in real-world situations such as job interviews.

The Razorbacks utilize several outside agencies as well as in-house training for its student-athletes and coaches in an on-campus setting.

Some of the techniques that are discussed include the nuances of print and electronic media, the importance of speaking clearly and how to better tell our story.

Student-athletes and coaches alike go through mock interviews and review their tapes in an effort to improve confidence and comfort when conducting actual interviews.

SOCIAL MEDIA

Included in the training for student-athletes and coaches is training in the use of social media.

The Razorback Athletic Department uses a department-wide Facebook page and has a Twitter account to inform fans of the program about what's going on.

But equally important are the social media guidelines that are passed on to student-athletes and coaches.

Social media is a great way to communicate and the Razorbacks have designed a policy that helps student-athletes and coaches reach a new demographic of fan in the electronic age.



ON THE AIRWAVES

You want basketball? We've got basketball.

Fans can follow the University of Arkansas women's basketball team on television, on radio and on the internet via a variety of platforms and broadcasts.

This year, the Razorback women's basketball team begins its 22nd consecutive year of complete season broadcasts.

For the second year, the games air as a part of the Arkansas Sports Radio Network, a division of Razorback Sports Properties.

This year's affiliates include:

Fayetteville	KUOA-FM	105.3
Fort Smith	KHGG-FM	103.1
Little Rock	KABZ-FM	103.7
Rogers	KURM-AM	790

Associate media relations director Jeri Thorpe returns for her second season as the Razorbacks analyst in 2010-11.

Andrew Reynolds makes his women's basketball radio debut this year. Reynolds began his association with the Razorback



media relations office while just a freshman in college. He got his start calling volleyball, soccer and softball while also serving as the public address announcer for several Razorback teams.

In addition to the radio broadcasts, fans can pull up to the tube and catch the Razorbacks in primetime for eight regular-season television broadcasts.

Arkansas' television schedule includes games broadcast on FSN (FS South, FS Southwest, SunSports), the SEC Network (over-the-air syndication), CSS (Comcast Sports Southeast) and the ESPN family of networks.

The Razorbacks also added the non-conference contest with Oklahoma and a road game at Ole Miss on the area COX affiliates.

Yet another option for fans is the live streaming feature of RazorVision as a part of ArkansasRazorbacks.com.

All home games and many road contests are available on-line for a small subscription fee.

Log on to ArkansasRazorbacks.com and click on the RazorVision link for more information.

Arkansas head coach Tom Collen also has a regular coaches show that airs on-line at ArkansasRazorbacks.com.

"Courtside with Tom Collen", an award-winning production, is a weekly 30-minute show that airs during the regular season. The show features interviews, game reviews and player profiles throughout the season.

Director of New Media Blair Cartwright returns as the host along with Dr. Bill Smith as the show's producer.

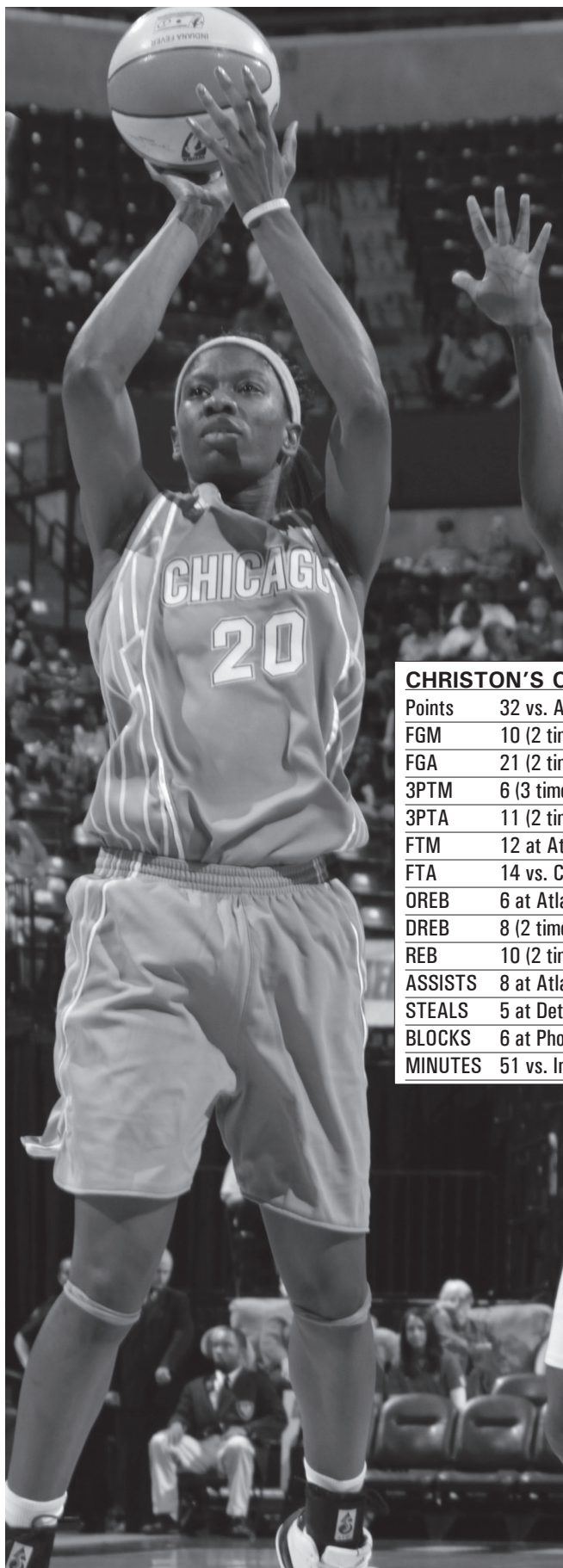
The show is available free of charge on ArkansasRazorbacks.com.



2010-11 ARKANSAS TELEVISION APPEARANCES

DATE	OPPONENT	NETWORK
Dec. 19	Oklahoma	COX
Jan. 9	at Miss State*	FSN
Jan. 13	Georgia*	CSS
Jan. 30	Tennessee*	SEC Network
Jan. 2	at Florida*	SUN
Feb. 3	at Georgia	CSS
Feb. 6	S. Carolina*	ESPNU
Feb. 13	Auburn*	ESPN2
Feb. 17	at Ole Miss*	COS
March 3-6	SEC Tournament	FSN/ESPNU/ESPN2
*SEC game		

RAZORBACKS IN THE PRO



SEC IN THE PROS

- The Southeastern Conference had 27 former SEC student-athletes make 2010 WNBA opening day rosters.
- In this year's WNBA draft, a total of six SEC women's basketball players were taken.
- Since the inaugural WNBA draft in 1997, the SEC has had 110 former players drafted for the professional league.

ARKANSAS IN THE PROS

The Razorbacks have contributed to the WNBA ranks with four players who have made the rosters. A fifth, was invited to try out but did not make the opening day roster.

The most notable player is Shameka Christon (left). Christon is the most successful Arkansas women's basketball player in the WNBA. The former SEC Player of the Year and SEC Legend, remains the highest drafted women's basketball player in Arkansas history when she was taken fifth overall in the first round by the New York Liberty. Playing in 33 of 34 regular-season games as a contributor from the bench, Christon helped the Liberty to a second-place finish in the Eastern Division in 2004 and was selected to the All-Star team in 2009 when she led the Liberty with 16.1 ppg and 31.7 minutes-per-game.

Christon was traded to the Chicago Sky for the 2010 season averaging 8.5 ppg and 2.4 rpg and apg.

In the past seasons, Arkansas has sent nine of its star players into the professional ranks, with four of the most notable standouts helping their teams reach the WNBA playoffs during their rookie seasons.

The most recent draft pick, Lauren Ervin, joined her team in 2009.

The Connecticut Sun drafted Ervin in the third round of the 2008 WNBA Draft even though the double-double post threat could not play the 2008 season due to a college career ending ACL injury.

Wendi Willits came home in 2001 with a World Championship ring as a member of the Los Angeles Sparks. Willits became the second Razorback to make a WNBA regular-season roster. Signed by the Sparks as a free agent, Willits survived the preseason games and graduation to make the opening day roster for L.A.

It was ironic that Willits' Sparks knocked off her former Arkansas' teammate's old WNBA team.

In 1998, Christy Smith became the first Razorback women's basketball player to go to the WNBA. She was the only WNBA player to go from the 1998 Women's Final Four to the 1998 WNBA Playoffs.

Her pro career in 1998 resembled her college days at Arkansas. Drafted 17th overall as the second-round pick of the Sting, Smith started the first 13 games of the WNBA season. Her rookie season looked promising until a broken right pinkie sidelined her for six games. She came back to start the season finale for the Sting, and played in the Stings' playoff series with eventual WNBA champion Houston.

In 2002, there were four former Arkansas players in WNBA camps. Joining Willits were three free agents, Amy Wright with the Detroit Shock and Karyn Karlin and Shaka Massey with the Miami Sol.

After the 2003 season, Dana Cherry joined Arkansas' WNBA draft list. While union negotiations prevented a draft camp, Cherry impressed

CHRISTON'S CAREER HIGHS

Points	32 vs. Atlanta (7-19-09)
FGM	10 (2 times)
FGA	21 (2 times)
3PTM	6 (3 times)
3PTA	11 (2 times)
FTM	12 at Atlanta (8-1-09)
FTA	14 vs. Connecticut (8-21-09)
OREB	6 at Atlanta (6-11-08)
DREB	8 (2 times)
REB	10 (2 times)
ASSISTS	8 at Atlanta (6-4-10)
STEALS	5 at Detroit (7-6-07)
BLOCKS	6 at Phoenix (7-16-06)
MINUTES	51 vs. Indiana (6-26-08)



Lauren Ervin



Brittney Vaughn


RAZORBACKS IN THE PRO

RAZORBACKS IN THE PROS

Celia Anderson	Alexander the Great (Greece), 2001
Lonniya Bragg	Atlanta Flame (WBCBL), 2006 MVP, 2006 Sundsvall Saints (Sweden), 2008
Dana Cherry overall;	Charlotte Sting (WNBA) 23rd pick overall; 2nd round, 2003 draft
Treva Christensen	Insolo (Finland), 2002
Shameka Christon	New York Liberty (WNBA), 2004-2009 Chicago Sky (2010-present) 5th pick overall; 1st rd, 2004 WNBA draft; All-Star Team, 2009 Rivas Futura (Spain) 2006 Elizur Ramla (Israel D. I), 2004-05 Hondarribia-Irun (Spain), 2008 Orenburg (Russia), 2009
Delmonica DeHorney	Japan Air Lines, 1991
Lauren Ervin	Connecticut Sun (WNBA), 2008-09 (37th pick overall, 3rd rd, 2008 draft) Sundsvall Saints (Sweden) 2009
Karyn Karlin	Birmingham Power (ABL), 2002 Miami Sol (WNBA), 2002 camp BC Nokia (Finland), 2001 Calais (France), 2001
India Lewis	BL Levy (Holland), 2004
Shaka Massey	Charlotte Sting (WNBA), 2000 (59th pick overall; 4th rd, 2000 draft)
Cheryl Orcholski	Columbus Minks (WBA), 1984 (40th pick of 1984 draft)
Christy Smith	Charlotte Sting (WNBA), 1998 & 1999 (17th pick overall; 2nd rd, 1998 draft)
Brittney Vaughn	Minnesota Lynx (WNBA), 2008 Visby (Sweden), 2008-09
Rochelle Vaughn	Dallas Lady Diesel (WBCBL), 2006 Russia, 2008-09
Wendi Willits	Los Angeles Sparks (WNBA), 2001 [Free agent]
Amy Wright	Detroit Shock (WNBA), 2002 camp

Rookie Impact

All three of Arkansas' former standouts who made WNBA rosters have helped their teams into the WNBA Playoffs during their rookie seasons. Shameka Christon was part of the turnaround in New York as the Liberty made the WNBA Playoffs in 2004 and Christon was named to the WNBA Rookie Team. Christy Smith went from Final Four to WNBA Playoffs in the same year while Wendi Willits was a member of the LA Sparks' first WNBA Championship.



Christy Smith

of the Final Four team, Treva Christensen saw action in the Finnish league in 2002 for the Insolo team.

Former Kodak All-American Delmonica DeHorney played for Japan Air Lines for a season after she led the Razorbacks to the NCAA West Regional Finals in 1990 and the Sweet 16 in 1991. DeHorney also played pro ball briefly in France.

Smith was the second Razorback to participate in the WNBA predraft camp. Her former teammate, Kimberly Wilson, worked out during the first-ever predraft camp in 1997. Smith also holds the distinction of being the second Lady'Back drafted by an American pro league. Cheryl Orcholski was drafted by the Columbus Minks of the old Women's Basketball Association.

ANOTHER CONNECTION

In 2009, the WNBA announced an expansion team that would be located in Tulsa, Okla., and shortly after, the league announced former Razorback men's head coach Nolan Richardson would be the team's first head coach.

Richardson and the Tulsa Shock played to a 6-28 inaugural season record. Richardson also added former Razorback men's assistant coach Wayne Stehlik to the bench as an assistant.


the scouts during her senior season to become the 23rd player taken in the 2003 draft, selected by the Charlotte Sting.

Cherry's teammate India Lewis took her three-point shooting skills to The Netherlands to play for BV Lavy in Amsterdam in 2003 and 2004. Brittney Vaughn earned a spot on the Minnesota Lynx training camp roster and played in exhibition contests in 2008.

Arkansas isn't limited to the WNBA. Karyn Karlin had the chance to play with three pro teams in the year prior to her 2002 training camp appearance with the Sol -- the Finnish league before being picked up by Calais in the French league then on to the Birmingham Power of the National Women's Basketball League.

Celia Anderson signed to play with the Alexander the Great team based in Thessaloniki. Despite being the shortest American post in the league, Anderson led the Greek pro circuit in rebounding during the 2002 season. She has returned to Arkansas to pursue a master's degree.

Another member





Wendi Willits



Former Razorback men's coach Nolan Richardson coaches the Tulsa Shock.

BUD WALTON ARENA



Arkansas begins its 17th season in Bud Walton Arena – The Basketball Palace of Mid-America.

When Arkansas joined the Southeastern Conference in August of 1990, then Razorback Men's Athletic Director Frank Broyles knew the athletic facilities had to be upgraded to contend in America's most nationally competitive league.

His attention turned immediately to basketball. The men's basketball team had been very successful, coming off a Final Four trip earlier that year, but they, along with the women's team, played in 9,000-seat Barnhill Arena. One day, Bud Walton, co-founder of Wal-Mart, visited Broyles and asked him what Arkansas needed most to be competitive in the SEC. Broyles mentioned the need for additional basketball seats and was asked by Walton what a new arena would cost. The figure \$30 million was discussed and Walton offered to

pay half. From that visit, fabulous Bud Walton Arena was born.

Groundbreaking to grand opening was accomplished in a remarkable 18 months. The Razorbacks played in Bud Walton for the first time in November of 1993. Everything went perfectly during the first full year. Not only did Arkansas men's team sell out the arena, the Razorbacks were unbeaten in their new home (16-0) and won the 1994 national championship.

Entering the 2010-11 campaign, the Razorback women are 309-219 in Bud Walton Arena

Bud Walton Arena houses a deluxe museum on the ground level that includes a tribute to Arkansas' 1994 NCAA Men's Championship and multiple Final Four appearances by both programs as well as the history of Razorback basketball, track and field, baseball, tennis and golf. Eye-catching displays on the concourse level salute recent Razorback highlights.


Enhancements prior to the 2009 season included the addition of courtside seating, electronic signage at the scorer's table, new retractable seats in the lower level, electronic ribbon boards along the bottom of the upper deck, replacing the Razorback on the court with the classic Razorback logo and opening up the student section by converting it from chairback seats to benches. Eight suites were added prior to the 2008 season, raising the total to 47.

The 2004 season marked the debut of a new custom scoreboard in the shape of a basketball hoop. The board, 24 feet, three inches wide by 22 feet tall, features four video screens, each 12 feet, six inches wide by eight feet, 10 inches tall. An LED ring at the top is used to display game statistics.

As captivating as the displays, museum and championship banners are hanging from the arena floor's ceiling, the aspect of the facility demanding the most attention is spirit. Every game still produces an NCAA Tournament-type atmosphere with the exception of the crowd, which is anything but neutral. According to Rosser International in Atlanta, when the arena was built, there were more seats in less space than in any such facility in the world. It's no wonder the noise level can be absolutely ear-splitting.

From pre-game to post-game, Bud Walton Arena is perfectly choreographed with the band, the spirit groups, the lighting system, the public address, the scoreboard and the team. Each game at Walton Arena is a rich experience leaving Razorback fans hungry for more.

BUD WALTON ARENA GAMEDAY



Is it the band or the cheerleaders?

Is it the smell of the popcorn or the greeting of friends as you take your seat?

Could it just be the feeling you have when you put on your foam finger, Hog Hat and Call The Hogs?

Whatever it is, you know it's Game Day on the Hill.

Join the Razorbacks for some of the area's best National Anthem signers and great halftime shows that include the Grizzlies. There are post-game concerts and face painters and don't forget, great basketball by the Razorbacks.

Don't miss a minute of the action at Bud Walton Arena this year.



BUD WALTON ARENA LOCKER ROOM




UNIVERSITY OF ARKANSAS WOMEN'S BASKETBALL



11

IFW

2010 - 11



ARKANSASRAZORBACKS.COM

CONTENTS

INTRODUCTION

1	Welcome to Razorback Basketball
2	Offense
3	Defense
4	Worldwide Media
5	On The Airwaves
6	Razorbacks in the Pros
8	Bud Walton Arena

PREVIEW

12	Table of Contents
13	Quick Facts
14	Media Information
16	Roster
17	Radio/TV Roster
18	2010-11 Schedule
19	Preview

COACHES AND STAFF

24	Head Coach Tom Collen
28	Associate Head Coach Tim Eatman
30	Assistant Coach Zenarae Antoine
32	Assistant Coach Greg Collins
34	Director of Operations Amber Shirey
35	Support Staff

PLAYERS

40	Ashley Daniels
42	Yashira Delgado
44	Erin Gatling
46	Lyndsay Harris
48	Kelsey Hatcher
50	Julie Inman
52	Keira Peak
54	Caroline Powell
56	Skye Rees
58	Brittney Richardson
60	C'eira Ricketts
62	Dominique Robinson
64	Jamesha Townsend
66	Chrisstasia Walter
68	Sarah Watkins
70	Amanda Westbrook
72	Quistelle Williams

REVIEW

76	Review
78	Results
79	Final Statistics/SEC Stats
80	Superlatives
81	SEC Standings/Awards
82	SEC Statistics
86	2009-10 Box Scores



RECORDS

96	Individual Records
97	Ind. Records SEC Games
98	Team Records in a Game
99	Team Records in an SEC Game/Season
100	Records in the SEC Tournament
101	Team Records in a Season
102	Class Records
103	Exhibition Game Records
104	NCAA Tournament Records
105	Other Tournament Records
106	Bud Walton Arena Records
108	Barnhill Arena Records
109	Annual Leaders
110	Career Records
112	1,000 Point Club
116	All-Americans
117	All-Southeastern Conference
118	All-Southwest Conference
119	Other Honors

HISTORY

122	Coaching Records
123	Year-by-Year Results
129	Year-by-Year Team Photos
140	All-Time SEC Standings
142	All-Time SWC Standings
143	Versus Opponents
145	Team-by-Team Results
149	Other Records
150	Letterwinners
154	All-Time Staff Members
155	History
159	30 Greatest Games
162	Razorbacks in the Hall of Honor

OPPONENTS

168	Non-Conference Opponents
172	The Southeastern Conference
174	SEC Opponents

THE UNIVERSITY

183	The University
184	Colleges
186	Research
187	Points of Pride
189	Chancellor Gearhart
190	Academics
193	In the Community
194	Vice Chancellor Jerff Long
196	Razorback Senior Staff
198	Razorback Foundation
199	Home of Champions
200	Our Fans
201	Campus Life
202	Razorback Traditions
204	Fayetteville
205	Northwest Arkansas
206	Facilities

QUICK FACTS

ARKANSAS WOMEN'S BASKETBALL COACHING STAFF

NAME	POSITION	ALMA MATER	YEAR AT ARKANSAS	CAREER REC.
Tom Collen	Head Coach	Bowling Green, 1977	Fourth	264-115 (12)
Timothy Eatman	Associate Head Coach	Talladega, 1988	Fourth	
Zenarae Antoine	Assistant Coach	Colorado State, 1998	Fourth	
Greg Collins	Assistant Coach	Louisville, 1988	Fourth	
Amber Shirey	Director of Operations	Arkansas, 1992	Nineteenth	

BASKETBALL FACTS

Head Coach	Tom Collen (Bowling Green, 1977)
Career Record/Years	264-115 (12)
Arkansas Record/Years	47-45 (3)
Arena/Capacity	Bud Walton Arena (19,200)
All-Time Arena Record	309-219 (17 years)
Press Row Phone	479-575-6622
Basketball Secretary	Andrea Blakney
Basketball Phone	479-575-3000

2009-10 REVIEW

Overall Record	12-18 (H: 5-7; A: 3-8; N: 4-3)
Conference Record	4-12/12th (H: 1-7; A: 3-5)

HISTORY

All-Time Record	627-390
All-Time Conf. Record	188-185 (84-155 SEC Only)
All-Time Conf. Tourn. Rec.	18-26 (9-18)
Conf. Tournament Titles	1 (SWC)
NCAA Tourn. Appearances	9 NCAA
Tournament Record	11-9

GENERAL INFORMATION

Location	Fayetteville, Arkansas
Enrollment	21,406
Colors	Cardinal and White
Founded	March 27, 1871
Nickname	Razorbacks
NCAA Division/Conference	I/Southeastern

UNIVERSITY PERSONNEL

Chancellor	Dr. G. David Gearhart (Westminister Col., 1974)
Faculty Representative	Dr. Sharon Hunt (Arkansas, 1973)
Vice Chancellor and AD	Jeff Long (Ohio Wesleyan, 1982)
Assoc. Vice Chancellor	Bev Lewis (Central Michigan, 1979)
Athletic Department Phone	479-575-4959
Ticket Office Phone	479-575-2225

MEDIA RELATIONS

Mailing Address	131 Barnhill Arena, Fayetteville, AR 72701
Overnight Address	Same
SID Fax	479-575-7481
Press Row Number	479-575-6622
Office Phone	479-575-2751
Assoc. MR Director	Jeri Thorpe
E-Mail Address	jthorpe@uark.edu
MR Office Phone	479-575-5037
Cell Phone	479-283-3344

2010-11 TEAM INFORMATION

Starters Returning/Lost	3/2
Letterwinners Ret./Lost	11/2
Newcomers	6

STARTERS RETURNING

No.	Name	Pos	Ht	Cl	Pts	Rebs	Asts	Blks/St
12	Ashley Daniels	F	6-2	JR	6.8	6.1		
22	C'eira Ricketts	PG	5-8	JR	9.7	5.0	4.0	2.4 spg
33	Lyndsay Harris	G	5-9	JR	12.6	2.5	3.2	1.4 spg

STARTERS LOST

No.	Name	Pos	Ht	Cl	Pts	Rebs	Asts	Blks
32	Charity Ford	G	5-8	SR	12.6	3.7	2.1 spg	
23	Ashley McCray	P	6-3	SR	3.8	2.7		

OTHER LETTERWINNERS RETURNING

No.	Name	Pos	Ht	Cl	Pts	Rebs	Asts	Blks/St
3	Jamesha Townsend	F	6-2	JR	1.5	2.0		
4	Sarah Watkins	P	6-3	SO	5.9	3.9		1.3 bpg
23	Caroline Powell	G	5-9	SR	0.0	1.0		
13	Julie Inman	G	5-9	JR	0.6	0.7		
15	Skye Rees	P	6-3	SR	3.4	1.7		
21	Dominique Robinson	G	6-0	FR	5.3	3.8		
24	Brittney Richardson	F	5-11	SR	1.9	0.2		
44	Quistelle Williams	F	6-0	SO	4.3	3.8		

OTHER LETTERWINNERS LOST

No.	Name	Pos	Ht	Cl	Pts	Rebs	Asts	Blks
54	Ashlea Williams	P	6-2	JR	0.7	0.7		

NEWCOMERS

No.	Name	Pos	Ht	Cl	Hometown/HS or JC
45	Yashira Delgado	PG	5-3	FR	Kissimmee, Fla./ West Oaks Academy
14	Erin Gatling	G	5-4	JR/TR	Van Buren, Ark./Van Buren HS/ Southern Miss.
2	Kelsey Hatcher	G	5-10	SO/TR	Little Rock, Ark./Central Ark. Christian/Okla. State
1	Keira Peak	F	5-9	FR	Clyattville, Ga./Lowndes HS
10	Chrisstasia Walter	G	5-8	FR	Texarkana, Ark./Arkansas HS
11	Amanda Westbrook	G	5-9	FR	Little Rock, Ark./Mt. Saint Mary Academy

MEDIA INFORMATION

ATHLETIC MEDIA RELATIONS

The University of Arkansas Athletic Media Relations office is located on the north side second floor of Barnhill Arena with office hours from 8 a.m. to 5 p.m., Monday through Friday. You can often reach us at Barnhill after hours, but if not, please leave a message on our voice mail system.

WE ARE THE RAZORBACKS

The change from Lady Razorbacks or Lady'Backs took place for the 2008-09 season. The change also involved the logo and we no longer use the "Lady Razorback A". All logo references for University of Arkansas athletic teams should be the classic Razorback.

POSTAL ADDRESS

University of Arkansas
Razorback Athletic Department
Athletic Media Relations
P.O. Box 7777
Fayetteville, AR 72702

SHIPPING ADDRESS

University of Arkansas
Razorback Athletic Department
Athletic Media Relations
131 Barnhill Arena
Fayetteville, AR 72701

VIA INTERNET

Jeri Thorpe jthorpe@uark.edu
Web Site ArkansasRazorbacks.com

PHONE NUMBERS

Media Relations 479-575-2751
AMR facsimile 479-575-7481
Walton Press Row 479-575-6622
Thorpe, Cell 479-283-3344

INTERVIEW POLICY

Please contact the Athletic Media Relations to arrange interviews with any of the Razorbacks. Our office will be more than happy to set up an appointment with our student-athletes or coaches.


CREDENTIALS

Members of the working media may obtain press passes for Razorback events by writing AMR.

MEDIA RELATIONS OFFICE



Zack Higbee
Dir. of FB Media
Relations



Phil Pierce
Assoc. Media
Relations Director




Jeri Thorpe
Assoc. Media
Relations Director



Robby Edwards
Assoc. Media
Relations Director




Zach Lawson
Asst. Media
Relations Director



Derek Satterfield
Asst. Media
Relations Director



Mary Lynn Gibson
Secretary




Patrick Crawford
Intern




LaToya Gulley
Intern



Stephanie Taylor
Intern



John Thomas
Student Assistant



Andrew Reynolds
Graphic Designer

PHOTOGRAPHERS

Photographers are restricted to the mandated baseline locations per NCAA standards. No hand-held strobes are allowed. Only those making special requests through the AMR will be allowed to shoot from the sidelines, and only during regular season contests.

WORKING AREA

Working media will be seated in the baseline media section. Non-working media and scouts will not be seated in the media section. Institutional radio networks are seated on the Walton Arena scorer's table adjacent to their respective benches. A media work room is available. Telephones are available on a first-come, first-serve basis.

WI-FI

Wireless internet access is also provide in the Walton press room and on press row. Please contact AMR for a password.

PRESS CONFERENCE

Tom Collen generally holds his pre-game press conference 48 hours prior to home games or 48 hours prior to travel for road games. His press conference is held in the Bud Walton Interview Room after practice, usually at 3:30 p.m. Players are available on press conference days; other days by special request.

PRACTICE TIMES, POLICY

Practices are open to the public and media except on the day of the game. The default practice schedule for the Razorbacks is 1-3:30 p.m. However, additional practice or portions of

MEDIA INFORMATION

practice may be closed during the season. To insure Arkansas is practicing, please call the AMR to check the weekly schedule.

VIA INTERNET

All Razorback press releases, basketball statistics, game stories and box scores are available on the Athletics Department home page at Arkansas-Razorbacks.com.

GAME SERVICES

The University of Arkansas employs the StatCrew basketball game statistical packages. Halftime statistics, along with first half play-by-play, are distributed at intermission. A rough box score is available immediately after the conclusion of the game. Final statistical packages are distributed as soon as possible after the game.

POSTGAME INTERVIEWS

Head Coach Tom Collen is available for general interviews after a 10-minute cooling off period. Coach Collen and the visiting head coach may be held on the floor immediately after the game for a one-minute actuality for the University uplink package. Coach Collen and requested players are available in the media interview room. The Razorback dressing room is closed to all media.

LIVE RADIO/TELEVISION

The University of Arkansas Athletic Department retains all copyrights to its home events. All visiting radio stations must contact the AMR 48 hours prior to the game to make arrangements. Non-conference opponents may be subject to line charges as well as rights fees. As per SEC rules, two standard telephone lines and ISDN are reserved for all women's basketball game visiting radio networks. The use of courtesy lines are at the discretion of the visiting SID. Other stations requesting a phone line should contact the University of Arkansas telecommunications office directly. Requests for live or tape-delayed television rights should be made one week in advance, and in writing, to the AMR.

RAZORBACK STAT CREW



Jeremy Battjes



Mary Line



Keith Line



Jessica McCarthy



Bill Mock



Martha Neal



John Norwood



Ben Pinter



Frank Pinter



David Savage



Jay Rodman



Joe Rodman



Joey Rodman

The men and women of the Arkansas statistics crew are vital to the operation of our events. Here are a few of the "regulars" who assist us at women's basketball. Several of them have worked not only Arkansas events but also the SEC Tournament, WNIT Tournament and even the NCAA Final Four. They have worked Division I and Division II events and are always ready to travel. Your help is appreciated.

IP-BASED STREAMING

The UA Athletics Department also retains all streaming rights for its home events. Shared streams may be provided to opponents on a reciprocating basis. Please contact Assistant AD for New Media Bill Smith for any requests for IP-based data, audio or video streaming.

CREDITS

The 2010-11 Women's Basketball media guide was produced by associate media relations director Jeri Thorpe with editorial assistance from Assistant AD for New Media Bill Smith

and Kathi George. However, much of the credit goes to Smith who served as the women's basketball contact for 20 years.

Photography services by Wesley Hitt, Beth Hall, Sarah Blancett, Walt Beazley, Jon VerHoeven, David Coyle, Breck Smither, Bill Smith, Gary Waters, Larry Trussell, Tom Ewart, William Cooksey, Andy Shupe, Wes Harold, Patrick Racey, Russ Wright, David Yerby, William Ewart, AP World Wide Photos.

This media guide was printed at Multi-Ad in Peoria, Ill. Cover designs by Andrew Reynolds.


RAZORBACK NEW MEDIA



Dr. Bill Smith




Blair Cartwright



Matt Wolfe



Nathan Keys



Zach Swartz

2010-11 ROSTERS



2010-11 Arkansas Razorbacks: Front row (l-r): Chrisstasia Walter, Caroline Powell, Amanda Westbrook, Julie Inman, Lyndsay Harris, Kelsey Hatcher, Dominique Robinson, Brittney Richardson, Keira Peak, Yashira Delgado. Second row (l-r): Amanda Coughlin, Michael Jennings, Erin Gatling, Quistelle Williams, C'eira Ricketts, Skye Rees, Ashley Daniels, Keira Peak, Sarah Watkins, Morgan Myrick, Grace Parker, Morgan Abernathy. Back row (l-r): Jeremy Brazier, Ashlea Williams, Todd Barbour, assistant coach Zenarae Antoine, head coach Tom Collen, associate head coach Timothy Eatman, assistant coach Greg Collins, director of operations Amber Shirey, video coordinator Jeff Brazil, assistant video coordinator Wyatt Hodges.

NUMERICAL

NO.	NAME	POS.	HT.	CL.	HOMETOWN/HS/PREVIOUS SCHOOL
1	Keira Peak	F	5-9	FR	Clyattville, Ga./Lowndes HS
2	Kelsey Hatcher	G	5-10	SO/TR	Little Rock, Ark./Central Ark. Christian/Okla. State
3	Jamesha Townsend	F	6-2	JR	Chula Vista, Calif./Bonita Vista HS
4	Sarah Watkins	P	6-3	SO	Germantown, Tenn./Houston HS
10	Chrisstasia Walter	F	5-8	FR	Texarkana, Ark./Arkansas HS
11	Amanda Westbrook	G	5-9	FR	Little Rock, Ark./Mt. St. Mary Academy
12	Ashley Daniels	F	6-2	JR	Coldwater, Miss./Coldwater HS
13	Julie Inman	G	5-9	JR	Carlisle, Ark./Carlisle HS
14	Erin Gatling	G	5-4	JR	Van Buren, Ark./Van Buren HS
15	Skye Rees	P	6-3	SR	Drouin, Victoria, Aust./Drouin HS/NE Oklahoma A&M
21	Dominique Robinson	F	6-0	SO	Baton Rouge, La./Capitol HS
22	C'eira Ricketts	G	5-9	JR	Louisville, Ky./Fairdale HS
23	Caroline Powell	G	5-9	SR	Conway, Ark./Conway HS/Shelton State CC
24	Brittney Richardson	G/F	5-11	SR	Mountain Home, Ark./Mountain Home HS
33	Lyndsay Harris	G	5-9	JR	Hoover, Ala./Hoover HS
44	Quistelle Williams	F	6-0	SO	Grand Rapids, Mich./Ottawa Hills HS
45	Yashira Delgado	G	5-3	FR	Kissimmee, Fla./West Oaks Academy

ALPHABETICAL

NO.	NAME	POS.	HT.	CL.	HOMETOWN/HS/PREVIOUS SCHOOL
12	Ashley Daniels	F	6-2	JR	Coldwater, Miss./Coldwater HS
45	Yashira Delgado	G	5-3	FR	Kissimmee, Fla./West Oaks Academy
14	Erin Gatling	G	5-4	JR	Van Buren, Ark./Van Buren HS
33	Lyndsay Harris	G	5-9	JR	Hoover, Ala./Hoover HS
2	Kelsey Hatcher	G	5-10	SO/TR	Little Rock, Ark./Central Ark. Christian/Okla. State
13	Julie Inman	G	5-9	JR	Carlisle, Ark./Carlisle HS
1	Keira Peak	F	5-9	FR	Clyattville, Ga./Lowndes HS
23	Caroline Powell	G	5-9	SR	Conway, Ark./Conway HS/Shelton State CC
15	Skye Rees	P	6-3	SR	Drouin, Victoria, Aust./Drouin HS/NE Oklahoma A&M
24	Brittney Richardson	G/F	5-11	SR	Mountain Home, Ark./Mountain Home HS
22	C'eira Ricketts	G	5-9	JR	Louisville, Ky./Fairdale HS
21	Dominique Robinson	F	6-0	SO	Baton Rouge, La./Capitol HS
3	Jamesha Townsend	F	6-2	JR	Chula Vista, Calif./Bonita Vista HS
10	Chrisstasia Walter	F	5-8	FR	Texarkana, Ark./Arkansas HS
4	Sarah Watkins	P	6-3	SO	Germantown, Tenn./Houston HS
11	Amanda Westbrook	G	5-9	FR	Little Rock, Ark./Mt. St. Mary Academy
44	Quistelle Williams	F	6-0	SO	Grand Rapids, Mich./Ottawa Hills HS

Head Coach: Tom Collen (Bowling Green State, 1977) (Fourth Season)
Associate Head Coach: Timothy Eatman (Talladega College, 1988) (Fourth Season)
Assistant Coaches: Zenarae Antoine (Colorado State, 1988) (Fourth Season)
 Greg Collins (Louisville, 1988) (Fourth Season)
Director of Basketball Operations: Amber Shirey (Arkansas, 1992)
Student Assistant: Ashlea Williams
Managers: Grace Parker, Morgan Abernathy, Amanda Coughlin, Mike Jennings

PRONUNCIATION GUIDE

Yashira	YA-she-ra
Keira	KEY-air-a
C'eira	SEE-era
Jamesha	jah-ME-sha
Chrisstasia	kris-STAY-zuh
Quistelle	qwis-STAHl
Zenarae	zen-AH-ray
	AN-twahn

2010-11 TV/RADIO ROSTER



1

KEIRA PEAK
F || 5-9 || FR
Clyattville, Ga.
Lowndes HS



2

KELSEY HATCHER
G || 5-10 || SO/TR
Little Rock, Ark.
CAC/Okla. State




3

JAMESHA TOWNSEND
F || 6-2 || JR
Chula Vista, Calif.
Bonita Vista HS



4

SARAH WATKINS
P || 6-3 || SO
Germantown, Tenn.
Houston HS



10

CHRISSTASIA WALTER
F || 5-8 || FR
Texarkana, Ark.
Arkansas HS



11

AMANDA WESTBROOK
G || 5-9 || FR
Little Rock, Ark.
Mt. St. Mary Acad.



12

ASHLEY DANIELS
F || 6-2 || JR
Coldwater, Miss.
Coldwater HS



13

JULIE INMAN
G || 5-9 || JR
Carlisle, Ark.
Carlisle



14

ERIN GATLING
G || 5-4 || JR
Van Buren, Ark.
Van Buren HS



15

SKYE REES
P || 6-3 || SR
Drouin, Victoria
Drouin HS/NEO A&M



21

DOMINIQUE ROBINSON
F || 6-0 || SO
Baton Rouge, La.
Capitol HS



22

C'EIRA RICKETTS
G || 5-9 || JR
Louisville, Ky.
Fairdale HS



23

CAROLINE POWELL
G || 5-9 || SR
Conway, Ark.
Conway HS/Shelton St. CC



24

BRITTNEY RICHARDSON
G/F || 5-11 || SR
Mt. Home, Ark.
Mt. Home HS



33

LYNDSAY HARRIS
G || 5-9 || JR
Hoover, Ala.
Hoover HS



44

QUISTELLE WILLIAMS
F || 6-0 || SO
Grand Rapids, Mich.
Ottawa Hills HS



45

YASHIRA DELGADO
G || 5-3 || FR
Kissimmee, Fla.
West Oaks Academy




TOM COLLEEN
Head Coach
Fourth Season
Bowling Green, 1977

2010-11 SCHEDULE

RAZORBACK WOMEN'S BASKETBALL SCHEDULE

DATE	OPPONENT	SITE	TIME
Oct. 22	RED/WHITE	FAYETTEVILLE	7:30 p.m.
Nov. 3	MISSOURI SOUTHERN (EXH)	FAYETTEVILLE	7 p.m.
Nov. 12	FLORIDA A&M	FAYETTEVILLE	11:30 a.m.
Nov. 14	DAVIDSON	FAYETTEVILLE	1 p.m.
Nov. 17	MISSISSIPPI VALLEY	FAYETTEVILLE	7 p.m.
Nov. 21	MIDDLE TENNESSEE STATE	FAYETTEVILLE	2 p.m.
Nov. 23	TENNESSEE STATE	FAYETTEVILLE	7 p.m.
Nov. 26	1-High Point	El Paso, Texas	8 p.m.
Nov. 27	1-Second Round	El Paso, Texas	5:30/8 p.m.
Dec. 1	Texas Arlington	Arlington, Texas	7 p.m.
Dec. 4	Utah	Salt Lake City, Utah	2 p.m.
Dec. 16	ORAL ROBERTS	FAYETTEVILLE	7 p.m.
Dec. 19	OKLAHOMA (COX)	FAYETTEVILLE	5 p.m.
Dec. 28	FURMAN	FAYETTEVILLE	7 p.m.
Jan. 2	at Florida * (SUN)	Gainesville, Fla.	Noon
Jan. 6	KENTUCKY *	FAYETTEVILLE	7 p.m.
Jan. 9	at Mississippi State * (FSN)	Starkville, Miss.	3:30 p.m.
Jan. 13	GEORGIA * (CSS)	FAYETTEVILLE	8 p.m.
Jan. 16	at Alabama *	Tuscaloosa, Ala.	2 p.m.
Jan. 20	at Vanderbilt *	Nashville, Tenn.	7 p.m.
Jan. 23	OLE MISS *	FAYETTEVILLE	2 p.m.
Jan. 27	at LSU *	Baton Rouge, La.	7 p.m.
Jan. 30	TENNESSEE * (SEC Network)	FAYETTEVILLE	1 p.m.
Feb. 3	at Georgia * (CSS)	Athens, Ga.	6 p.m.
Feb. 6	SOUTH CAROLINA * (ESPNU)	FAYETTEVILLE	3 p.m.
Feb. 13	AUBURN * (ESPN2)	FAYETTEVILLE	4 p.m.
Feb. 17	at Ole Miss * (COX)	Oxford, Miss.	7 p.m.
Feb. 20	LSU *	FAYETTEVILLE	2 p.m.
Feb. 24	at Kentucky*	Lexington, Ky.	6 p.m.
Feb. 27	ALABAMA *	FAYETTEVILLE	2 p.m.
March 3-6	SEC Championship	Nashville, Tenn.	TBA
March 10	SIU-EDWARDSVILLE	FAYETTEVILLE	7 p.m.
March 19-22	NCAA 1st/2nd Rounds	TBA	TBA
March 26-29	NCAA Regionals	TBA	TBA
April 3 & 5	NCAA Final Four	Indianapolis, Ind.	TBA

1-UTEP Thanksgiving Tournament (El Paso, Texas)



2010-11 PREVIEW



The junior class (l-r): Ashley Daniels, Kelsey Hatcher, Lyndsay Harris, Erin Gatling, C'eira Ricketts, Julie Inman and Jamesha Townsend.

Every season, coaches, media and prognosticators look into their crystal balls and forecast months into the future to the Final Four in March.

And Arkansas head coach Tom Collen is no exception.

But Collen has the benefit of knowing his team inside-and-out

and he's excited about what he has on the bench as the 2010-11 season begins.

"We're very excited about the start of the season," Collen said. "We return a great group of experienced players who continue to expand their basketball knowledge. They have worked very hard in the off-season and in the preseason conditioning and getting stronger and our staff is excited about what we can do this year."

Arkansas has something new this year – a deep and experienced upper class. The three seniors, Skye Rees, Brittney Richardson and Caroline Powell, all have unique skills and offer both full-time and role playing minutes for the team.

Rees is a junior college transfer who joined the team last year. After adjusting to the game at this level, she found her niche with a season-best 10 points on the road at Kentucky.

"This is Skye's last year with us and we need it to be her best," said Collen. "I thought she was impactful to our system on the offensive end last season because of her ability to hit the three-point shot and stretch the defense. That allowed our penetrators to get deep in the lane and

shoot a lot of lay-ups."

Richardson battled injury and illness much of the season but played in 12 contests with some key three-pointers and solid defense.

"We are hoping that Brittney can stay healthy for her entire senior season," Collen said. "I have always believed Brittney puts the ball in the basket from three-point range as well as any player on our roster. She is also battle-tested and plays with a lot of confidence. Her preseason has already been interrupted with a minor surgery but she should be ready to go by early October."

Powell's role is even more specialized. She saw time in just one game but is critical to the program as part of the scout team during practice.

"Caroline has worked as hard as any player on our roster," said Collen. "This is her third year with us in some capacity. She started out as a manager. Then joined our practice squad. When she gained her eligibility last year after fall semester, we added her to our travel roster and she remains there for her senior year. She does everything we ask and does it the right way. She makes us a better team every day."

Although the senior class is talented, it's the junior class that will



The senior class: Seated: Caroline Powell. Standing (l-r): Skye Rees and Brittney Richardson.

2010-11 PREVIEW

get a lot of attention in the early going.

Returning All-Southeastern Conference candidates Lyndsay Harris and C'eira Ricketts along with the team's leading rebounder Ashley Daniels accounted for the majority of Arkansas' points in 2009-10 season.

Harris tied for the team lead with 12.6 points-per-game scoring 377 points. She led the team with 75 three-pointers and a .341 average.

"I believe Lindsay Harris is about to become an All-SEC performer," Collen said. "She might be the most improved player on our team which says a lot. She has become one of the best shooters in our conference and no doubt will wear a target on her back in conference play. Last year we had to use her as our backup point guard and that was a challenge for her. This year we can play her at either wing position and try to get her more shots."

Ricketts battled the target on her back as well as new duties and injuries as a sophomore. Despite that, she scored 290 points and was third on the team with a 9.7 ppg average.

"I think C'eira would be the first to tell you she had an off year and fell short of the expectations she had for herself," Collen said. "We had no backup for her at all and when she tore a ligament in her hand early in the season, it was a setback for her. I think you will see her step up and play with a lot more consistency. She is no doubt she is one of the most explosive players in our conference and capable of dominating games in stretches."

Daniels, like Ricketts and Harris, started all 30 games for the Razorbacks last year. She averaged a team-best 6.1 rpg and ranked among the SEC leaders on the glass.

"I think Ashley Daniels is really going to sur-

prise our fans this year," said Collen. "She always plays hard which is why she is our top returning rebounder. She stayed in Fayetteville for the second straight summer to get stronger and work on her game. She can run like a deer and jump out of the gym. Look for her at the top of the rebounding charts in the SEC and to become a more consistent scorer this season."

The trio accounted for 45 percent of Arkansas' total points a year ago.

Add to the mix juniors Jamesah Townsend, transfer Erin Gatling and the return of Julie Inman and its easy to see how strong the class is.

Townsend played in 28 games last year, scored 41 points and grabbed 57 boards.

"Jamesha just kept improving as the season went along," Collen said. "It took some time for her to discover her strengths and weaknesses and find her own little niche on our team. Consistent defense was what got her on the floor. She started to gain confidence in her jump shot near the end of the season and that allowed me to leave her on the floor. She stayed all summer and worked

very hard. I think she got a taste of the player she could become and is hungry for more. Her experience as a junior will serve her well."

Inman was a regular at the point in relief of Ricketts.

"We are very pleased that Julie is back with the team," Collen said. "She felt a lot of stress last year trying to keep up with grades since she is majoring in pre-dentistry. She returned midway through the summer and is working hard. Julie can be successful at this level and I'm anxious to get her back on the court. She is an excellent shooter and decision maker and has an opportunity to leave her mark on this program's success."

Gatling joins the Razorbacks from Southern Miss where she led the team in free throw percentage as a freshman and steals as a sophomore. She will redshirt this year due to NCAA transfer rules.

"Erin is another great addition to our roster and it's great that she has decided to return to Arkansas," Collen said. "Our fans will love her effort and intensity. She has already made us a better team by guarding C'eira hard in practice every day."

She is lightning quick and probably could have run track at Arkansas, Collen continued. "She leads by example, takes care of the ball and will hit an open shot if you don't guard her. I wish I had her this year."

The sophomore class returns three players from a year ago and welcomes the addition of a transfer.

Quistelle Williams and Sarah Watkins lead the class and both players had a taste of success last year.

Williams played in 26 games and averaged 4.3 ppg and 3.8 rpg in her first season. She had 13 points and 11 rebounds – her first career double-double leading Arkansas to a school-record 18-point comeback at South Carolina and earned SEC Freshman of the Week honors for her efforts.



The sophomore class clowns for the camera (l-r): Quistelle Williams, Sarah Watkins and Dominique Robinson.

2010-11 PREVIEW



The Razorback coaching staff: front row (l-r): Assistant Coach Zenarae Antoine, Head Coach Tom Collen, Associate Head Coach Timothy Eatman. Director of Video Operations Jeff Brazil, Assistant Coach Greg Collins, Director of Operations Amber Shirey.

"Quistelle showed flashes last year as a freshman as to what she can become," said Collen. "You have to remember she sat out an entire year without playing competitive basketball and I think that showed up at times. When she did play well, we were a better team. She was very instrumental in our three-game SEC road winning streak.

"Q' has a soft touch from the three-point line but needs to be more consistent, Collen continued. "She is a fearless rebounder despite being a little undersized in the post - she doesn't back down from anyone. She also has a knack for making the spectacular play either with a pass or scoring around the basket. Every post player on our roster must have a good year for us to be successful and Quistelle is a player we are counting on."

Watkins averaged 5.9 ppg, 3.9 rpg and 20.6 minutes per game in 2009-10. She had three games in double-figures to start the season but a recurring back injury slowed her at times.

Watkins led the team in blocks with 40 as a freshman and just missed the single game record with five against Coppin State.

"There is no player on our roster more talented than Sarah Watkins," Collen said. "She has great size and strength, a soft touch and good shooting range. There were times last year when she looked like the SEC Freshman of The Year.

"She fought through several medical problems that persisted most of the year," Collen continued. "That tells me she is tough enough to play through pain which all great players do. She needs to be a focal point for us in the paint this year and I think she wants to show our fans and teammates that she can carry some of the load."

Robinson is a solid three-point shooter and has the ability to score off the broken play. She will red-shirt this year as will transfer Kelsey Hatcher.

"We are really going to miss Dominique this season," said Col-

len. She has developed into our best on ball defender. She is just a tough-minded player that believes in herself and that's important to any team.

"I think her performance in our first round SEC tournament game says a lot about what kind of a player she will be for us in the future," Collen added. "Hopefully she will recover quickly from her surgery and be back working out with us in the spring. It will be a bonus to get her back next season and have her for three more years. It will be like signing another great recruit in this class."

Hatcher returns to her home state after stops at Oklahoma State and Southern Methodist.

"I'm really happy that Kelsey has joined our program," Collen said. "We tried to sign her in our first recruiting class and she simply got away. She has stepped right into our practice setting and picked up things pretty quickly. She is a great shooter but also possesses the right kind of offensive skills to run our offense ef-

2010-11 PREVIEW

fectively. I really like her size for a guard as well. I wish we had her this year, but I'm sure it will be worth the wait."

The freshmen class is always exciting for coaches and fans. Full of expectations and wrought with ups and downs, you just never know what could happen.

This year's class includes four freshmen. Yashira Delgado, Keira Peak, Chrisstasia Walter and Amanda Westbrook will all vie for playing time this year.

Delgado checks in from Kissimmee, Fla., where she flew under the radar of many elite college teams. She trained with the Orlando Comets summer team and that's where she caught the eye of the Razorback staff.

"Yashira was a great pickup for us in the spring," said Collen. "We lacked depth in the point guard position last year and Yashira has a chance to contribute right away. She is very quick and has a great handle. She can push tempo for us this year."

Peak is a Clyattville, Ga., native and first-team all-conference selection for Lowndes High. She averaged 22. ppg as a senior and earned MVP honors at her state's all-star game.

"Keira Peak has a chance to be special," Collen said. "We were very fortunate to sign her during the late signing period. She might be the most athletic player I have ever signed. She has a chance to impact us right away as a defender and rebounder. She has some work to do offensively, but I think she will find a way to put some points on the board for us."

Walter is one of six native Arkansans on the team this season. She is a three-time all-conference and two-time all-state pick who averaged 20 ppg as a senior.

"Christassia can really score with the basketball in a variety of ways," Collen said. "She can shoot it or drive it and has a nice pull up jumper. She is very athletic and should be a good defender for us as well.

"She broke a bone in her hand early in workouts, but should be back before the regular season begins," Collen continued. "I have no doubt



The freshman class (top-bottom): Amanda Westbrook, Keira Peak, Chrisstasia Walter, Yashira Delgado.

she will help us as soon as she recovers."

Westbrook was a three-year letterwinner for the Mt. St. Mary Academy Gales. She was a member of the conference tournament championship team as a freshman and was a McDonald's All-America nominee as a senior. She also earned all-conference honors in her final season averaging 14 points-per-game.

"Amanda will be a great addition to our roster," Collen said. "Once again, it's another great Arkansas player that loves the Razorbacks and just wants to be a part this program. She works hard every day and is very coachable. She will play the forward

position for us this season."

Seventeen home games, 12 post-season teams and four first-time opponents highlight the 2010-11 University of Arkansas women's basketball schedule.

"I'm very excited for the start of the 2010-11 season," Collen said. "We are more talented and experienced than a year ago and our schedule gives us many great opportunities to showcase our team and our program this season."

This year begins with a five-game regular season home stand with a pair of bonus games to get things started. The Razorbacks will open with a traditional Red-White game in late October followed by an exhibition contest with Missouri Southern, Nov. 3.

The season officially tips with Florida A&M Nov. 12, followed by home contests with Davidson, Nov. 14; Mississippi Valley, Nov. 17; Middle Tennessee State, Nov. 21 and Tennessee State, Nov. 23, giving fans a good look at this year's team early in the season.

"I like our schedule this year," Collen said. "Opening with five games at home gives us a chance to build some confidence and momentum if we play well enough to win. Middle Tennessee will be a big game early in the season.

"I think we have a great mix of games home and away," Collen continued. "Oklahoma will be a great test just before Christmas break."

The Southeastern Conference schedule begins Jan. 2 with WNIT second round member Florida as the first of the 16-game league schedule. This year's slate is balanced with home and road contests with the longest stretch just two games.

"I know our fans have high expectations for our program," Collen said. "We are really working hard on playing well at home and controlling our own fate though out the season. We have great fans and they deserve to see us play well against all of the great teams on our schedule."

UNIVERSITY OF ARKANSAS WOMEN'S BASKETBALL

COACHES AND STAFF



HEAD COACH
TOM COLLEN

2010 - 11



ARKANSASRAZORBACKS.COM



HEAD COACH TOM COLLEN

Fourth Season

Bowling Green State, 1977

When Tom Collen answered the call to return to the University of Arkansas, he knew he was coming home.

The seventh head coach in Razorback history, Collen served as the first assistant head coach during the mid-1990s. His recruiting work led to one of the greatest moments in Arkansas history – the 1998 Final Four.

His recruits were the key to a golden age of women's basketball at Arkansas in the mid-to-late 1990s. It would be the same process in the 21st century, and Collen got to work immediately.

The fall signees for the Class of 2008 put the Razorbacks among the top 25 in recruiting.

By January 2008, Collen had the current Razorbacks in *The Associated Press* Top 25. That made Collen only the ninth coach in women's college basketball history to take three different programs into the AP rankings, and he had done it in only 10 seasons.

In his three seasons with the Razorbacks, Collen has coached five all-Southeastern Conference selections including SEC Co-Freshman of the Year C'eira Ricketts and the SEC's Sixth Player of the Year Charity Ford.

His Arkansas team's have produced nine SEC Academic Honor Roll selections, three league community service team picks and several SEC Players of the Week, most recently Quistelle Williams who earned freshman of the week honors in 2009-10.

As the 2010-11 season begins, Collen finds himself ranked among the coaching elite with an impressive .697 winning percentage in 12 years as a head coach.

Collen's road home to Arkansas started in the Blue Grass state.

Settled in at Louisville and putting the Cardinals in the top 25 and the NCAA second round, Collen earned

his 200th career victory that season and seemed ready to move UL into the Big East elite.

Then, the phone rang and Collen came home.

"Some of my fondest memories both as a person and as a coach are from my time in Fayetteville," Collen said. "I have always felt that Arkansas has the potential to excel at the national level. We proved that during my tenure here as the recruiting coordinator that resulted in an appearance at the Final Four."

Collen served as the recruiting coordinator for four seasons at Arkansas from 1993 until departing to become the head coach at Colorado State in 1997.

"I know the keys to success in building this program to new heights. I know we need to keep the best players in the state, and I will do everything in my power to make that happen," Collen said.

In his final two seasons with Arkansas, Collen was promoted to assistant head coach for the Razorbacks.

"I developed great working relationships with many of the people here and those friendships proved to be very important in the decision to return to Arkansas," Collen said.

The national coach of the year in 1999, Collen is one of the top women's coaches in the game to day by any measure. Along with his career percentage rankings, Collen won his 200th game in 2006-07, and in doing so put him on yet another list of coaching greats -- the fastest to 200 wins.

His 2006-07 Louisville team made history for the Cardinals by achieving the first national ranking in school history. Behind the presence of Big East Player of the Year Angel McCoughtry, only the second player in Big East history to lead the league in scoring and rebound-

BY PERCENTAGE

The rounding of percentages may indicate ties where none exists. In these cases, the numerical order is correct.

Name, Team	Yrs.	Won	Lost	Pct.
1. Geno Auriemma, Connecticut	25	735	122	.858
2. Pat Summitt, Tennessee	36	1,037	196	.841
3. Tara VanDerveer, Stanford	31	793	195	.803
4. Joe Foley, UALR	23	586	165	.780
5. Wes Moore, Chattanooga	21	490	141	.777
6. Kim Mulkey, Baylor	10	264	76	.776
7. Gail Goestenkors, Texas	18	461	135	.773
8. Robin Selvig, Montana	32	740	218	.772
9. Rick Insell, Middle Tenn	5	125	39	.762
10. Carey Green, Liberty				
11. Brian Giorgis, Marist				
12. Andy Landers, Georgia				
13. C. Vivian Stringer, Rutgers				
14. Sylvia Hatchell, North Carolina				
15. Van Chancellor, LSU				
16. Gordy Presnell, Boise St				
17. Kevin McGuff, Xavier				
18. Wendy Larry, Old Dominion				
19. Jim Foster, Ohio St				
20. Curt Miller, Bowling Green				
21. Joe McKeown, Northwestern				
22. Muffet McGraw, Notre Dame				
11. 264 83 .761				
8. 194 62 .758				
31. 750 248 .752				
39. 843 295 .741				
35. 831 294 .739				
22. 510 181 .738				
23. 494 186 .726				
8. 185 70 .725				
26. 588 223 .725				
32. 716 277 .721				
9. 206 80 .720				
24. 534 212 .716				
28. 613 244 .715				
23. Brenda Frese, Maryland				
24. Bill Fennelly, Iowa St				
25. Joanne Boyle, California				
26. Gary Blair, Texas A&M				
27. Kevin Borseth, Michigan				
28. Adrian Wiggins, Fresno St				
29. Joanne P. McCallie, Duke				
30. Debbie Ryan, Virginia				
31. TOM COLLEN, ARKANSAS				
32. Jeff Mittie, TCU				
33. Amy Stephens, Drake				
34. Lisa Stone, Wisconsin				
35. Sherri Coale, Oklahoma				
11. 254 103 .711				
22. 498 202 .711				
8. 186 77 .707				
25. 563 237 .704				
23. 491 207 .703				
8. 162 69 .701				
18. 398 170 .701				
33. 720 308 .700				
12. 264 115 .697				
18. 389 174 .691				
15. 315 142 .689				
25. 487 222 .687				
14. 313 143 .686				

Some of my fondest memories both as a person and as a coach are from my time in Fayetteville. I have always felt that Arkansas has the potential to excel at the national level. We proved that during my tenure here as the recruiting coordinator that resulted in an appearance at the Final Four.



HEAD COACHING CAREER

Colorado State || Five Seasons (1997-2002) || 129-33 (.796)

After his five years with the Rams, Collen ranked third in the nation in winning percentage among active coaches.

- ✓ Set school records for most wins in a single season (33)
- ✓ Best NCAA finish (Sweet 16 in 1999)
- ✓ Highest national ranking (4th)
- ✓ National Coach of the Year, 1999
Women's Basketball News Service
Women's Basketball Journal
- ✓ Western Athletic Conference Coach of the Year, 1999
- ✓ WBCA District VII Coach of the Year, 1999
- ✓ Kodak All-American and Three-time MVC Player of the Year
Becky Hammon

1997-98	24-6 (NCAA second round)
1998-99	33-3 (NCAA Sweet 16)
	WAC Regular Season Champion
1999-2000	23-10 (WNIT semifinals)
2000-01	25-7 (NCAA second round)
	Mountain West Tournament Champions
2001-02	24-7 (NCAA first round)
	Mountain West Regular Season Champion

Louisville || Four Seasons (2003-2007) || 88-37 (.704)

First resurrected the Louisville program from an 11th-place finish in Conference USA the year prior to his arrival into a 20-win, post-season team. Proceeded to soar the Cardinals to heights previously unheard of at UL.

- ✓ Set the school record for most wins in a single season (27)
- ✓ First ever national ranking in AP and USATODAY
- ✓ School record for home win streak and consecutive wins
- ✓ Recruited/coached the Big East Player of the Year in 2007
- ✓ Kodak All-American in 2007
Angel McCoughtry
- ✓ Only the second coach in UL history to earn three straight NCAA bids
- ✓ Fastest run to 20 wins in Louisville history

2003-04	20-10 (WNIT first round)
2004-05	22-9 (NCAA first round)
2005-06	19-10 (NCAA first round)
2006-07	27-8 (NCAA second round)

Arkansas || Two Seasons (2007-present) || 47-45 (.511)

Returned to Arkansas as head coach, and had an immediate impact with a top 25 recruiting class. His first Razorback team broke the school record for consecutive wins with a 15-0 start and AP ranking before season-ending injuries took the roster down to nine scholarship players.

- ✓ Three players selected to SEC postseason honors
- ✓ C'eira Ricketts earned Associated Press All-America honors
- ✓ Ricketts earned a gold medal with the U19 World Championship team in 2009.

2007-08	17-13
2008-09	18-14
2009-10	12-18

TOTALS

at Colorado State	129-33
at Louisville	88-37
at Arkansas	47-45
Total	264-115 (.697)



ing, Collen's Cardinals closed the season with a school-record 27 wins and came within minutes of reaching the Sweet 16 for the first time ever.

Collen brings a reputation for recruiting and resurrecting programs to the Arkansas position. In his first decade as a head coach, his teams have nine post season appearances and racked up eight 20-win seasons.

In fact, across the span of his entire women's basketball coaching career, Collen has never been on a coaching staff -- head coach, assistant head coach or assistant coach -- that recorded a losing season.

During his career as an assistant and head coach in Division I, Collen's recruiting has been singled out as among the best in the nation.

One of the most sought-after assistant coaches in America during his early career, he recruited the athletes that put Purdue and Arkansas into their first Final Four appearances. During his 14 seasons as a full-time assistant with Utah, Purdue and Arkansas, Collen produced 10 recruiting classes that ranked top 20 in the nation.

His final class at Utah ranked 19th, starting an eight-year run in the top 20 for the up-and-coming recruiter. Collen's seven-year tenure at Purdue resulted in seven consecutive recruiting classes ranked in the top 20, including the top class in the nation in



1989. At Arkansas, his final two recruiting classes were ranked top 20 with the 1996 class achieving the highest ranking in school history at fifth.

Perhaps the most recognized recruit in Collen's Arkansas career was future University hall of fame point guard Christy Smith who led the Razorbacks to the 1998 Final Four. However, the recruiting classes during his four years as Arkansas' recruiting coordinator included Parade All-Americans like Tennille Adams, 1998 NCAA West Regional MVP Sytia Messer and the second all-time three-point shooter in SEC history Wendi Willits. On the court, Collen's defensive mastery turned Arkansas into a 20-game winner after one season. The Razorbacks posted two post-season appearances during his four years.



The Collen Family: Tom and Nicki, Logan, Connor and Reese.

Departing Arkansas after the 1997 season to take over the Colorado State program, he turned the Rams into champions in his first season. The Rams took the Western Athletic Conference regular season title winning 24 games and advancing to the NCAA second round.

The next season, CSU ran the table in the WAC with a school-record 33-3 mark to advance to the NCAA Sweet 16 for the first and only time in school history. Led by Ram superstar Becky Hammon and fellow All-American Katie Cronin, Collen's second year team put Colorado State on the map and earned conference, regional and national coach of the year honors for Collen.

While the accolades came for the 1999 team, Collen earned them again the following year as he guided the Rams to another 20-win season in 2000. Rebuilding without Hammon and company, CSU reached the post season and advanced three games into the Women's NIT before losing in the semifinals.

With a new foundation recruited to Fort Collins, Colorado State returned to the NCAA tournament in 2001 and 2002. Changing conferences in 2001, the Rams took the Mountain West tournament title in 2001 and the MVC regular season title in 2002.

After the 2002 season, Collen appeared bound for the SEC at Vanderbilt, but the Commodores withdrew their offer after mistakenly interpreting the veteran coach's academic record from his graduate work at Miami of Ohio. Taking a year off from coaching in 2002-03, Collen was vindicated by the registrar's office at Miami.

The next year, Collen took over the Cardinals and had the same immediate impact experienced at Colorado State. With a single returning starter, Collen led Louisville to a 20-win season and the first appearance in the Conference USA tournament semifinals since 1999. His coaching turned Sara Nord into an All-America candidate that led the Cardinals into the post season.

In his second year, Collen had UL leading C-USA before losing one of his starting forwards, Missy Taylor, to a torn meniscus. Turning to one of his freshmen recruits, Yuliya Tokova, Collen rebuilt the Cardinals who finished the season with a powerful surge to reach the C-USA finals for the first time since 1998. In the title game, UL took its second hit with a torn ACL to Tokova, yet the Cardinal closed the year at 22-9 and in the NCAA tournament for the first time since 2001.

His time at Louisville first produced three all-freshmen team members three straight seasons with Jazz Covington, Yuliya Tokova and Angel McCoughtry, then all-conference honors peaking in 2007 with McCoughtry's selection as the Big East Player of the Year. Covington became the first Wade Trophy watch list member in Cardinal history.

The 53-year-old native of Lancaster, Ohio, graduated from Bowling Green State in 1977 with his bachelor's in physical education. He completed his master's in recreational education and in health education at Miami of Ohio in 1983 while serving two seasons as the Red Hawks' graduate assistant coach.

Collen and wife Nicki have twins, daughter Reese and son Connor, and a younger daughter, Logan.

ASSISTANT COACHING CAREER

16 seasons	329-114 (.742)
Miami (Ohio) Two Seasons (1981-83) 45-15	
✓ Two seasons assisting while working on his masters	
✓ AIAW Tournament Appearance	
✓ Two Mid-America Conference titles	
1981-82	24-9 AIAW Sweet 16
1982-83	21-6
Utah Three Seasons (1983-86) 56-32	
✓ The 1985-86 recruiting class ranked 19th in the nation	
1983-84	19-12 NWIT Tournament
1984-85	16-14
1985-86	21-8 NCAA Tournament
Purdue Seven Seasons (1986-93) 151-53	
✓ Recruits reach 1994 Final Four	
✓ 1988 NWIT Runner-up	
✓ Five consecutive 20-win seasons	
✓ Four straight NCAA bids, two Sweet 16 finishes	
✓ All seven recruiting classes ranked in top 20	
✓ Top class in the nation in 1989	
✓ Five top 10 recruiting classes	
1986-87	18-9
1987-88	21-10 NWIT runner-up
1988-89	24-6 NCAA second round (AP 15th)
1989-90	23-7 NCAA Sweet 16 (AP 15th)
1990-91	26-3 NCAA second round (AP 5th)
1991-92	23-7 NCAA Sweet 16 (AP 11th)
1992-93	16-11
**1993-94 team went 29-5 as Big Ten champions and 1994 Final Four	
Arkansas Four Seasons (1993-97) 77-44	
✓ Recruits reach 1998 Final Four	
✓ Three straight post-season appearances	
✓ Final two recruiting classes ranked top 20	
✓ 1996 recruiting class highest ranked in UA history (5th)	
✓ Defensive coordinator from 1993	
✓ Assistant Head Coach for final two seasons	
1993-94	15-14
1994-95	23-7 NCAA second round
1995-96	21-13 Preseason WNIT runner-up & NWIT 4th
1996-97	18-10
**1997-98 team went 22-11 to reach 1998 Final Four	



ASSOCIATE HEAD COACH TIMOTHY EATMAN

Fourth Season

Talladega College, 1988

Timothy Eatman brings a passion to the court about two things: defense and life. Named the associate head coach for women's basketball at the University of Arkansas in 2007, Eatman applies his quiet energy and passionate demeanor to everything in his career.

The defensive coordinator for the Razorbacks, Eatman changed the approach to stopping opponents and instilled a new work ethic toward the game.

The results were, well, record-setting as Eatman's defense set a UA record for least points allowed in a SEC game -- a mere 42 points to Miss. State. Arkansas just missed breaking the season low for a 14-game season, allowing league opponents only 978 points for 2007-08 season.

Under Eatman, the Razorbacks had its first player selected to the SEC All-Defense team in Brittney Vaughn in 2008. Recently, his diamond-in-the-rough Quistelle Williams earned SEC Freshman of the Week (2009-10).

Eatman continues to expand his knowledge and experience in the game recently taking on the role as head coach for the 2010 Jamaican Senior Women's Team. His Jamaica team got by Trinidad & Tobago, 62-59, qualifying for the 2010 FIBA-Americas Championship for Women and the Pan-American Games.

Eatman also has a knack for developing future coaches. Some of his former players who are in the coaching ranks include Niki Washington (Lynn University), Karen Clayton-Lange (Mid-American Nazarene), Malukah Willis (West Virginia), Simone Edwards (George Mason University), Donna Brown (Tennessee State) and Shannon Perry (formerly of USC and Duke University).

If you can't find Eatman on the court, you'll likely find him at a speaking engagement. He is often requested to speak at events like the Arkansas High School Coaching Association and the Assistant Coaches Symposium.

He followed his boss of three seasons at Louisville when Tom Collen became Arkansas' head coach at the end of the 2006-07 season, and the two have become a powerful coaching duo in women's basketball.

"He is known from coast-to-coast as one of the finest recruiters in America," Collen said.

Eatman is crystal clear about why he departed his position with the up-and-comer in the Big East for the challenge of America's top coaching conference.

"I'm here because of Coach Collen, and wanted to be here with him to build a program," Eatman said. "I believe in him as a man and as a coach. His integrity and character are all things that I want to be a part of."

Eatman himself is a respected member of the coaching community, and was named to serve as a member of the programs planning committee of the Black Coaches Association in 2008. He is also a participant in the BCA's ACE Program for Women's Basketball Coaches.

Honored by national basketball publications as one of the top recruiters in women's basketball, Eatman also brings a reputation for developing talent and tenacious defense. Eatman was a part of Louisville bringing in two nationally ranked classes at UL, including a 25th-ranked class this past season.

During his assistant coaching career, Eatman signed some of the best players in the nation -- including former Razorback Lauren Ervin. The nation's top junior then the No. 2 prep player in the country back in 2003, Eatman signed Ervin for Kansas out of high school.

Ervin completed her second season with Eatman, and was a pick in the 2008 WNBA Draft. Along with several pro players, Eatman has also worked with two Kodak All-Americans during his career.

His resume resembled that of his current boss. Eatman registered the nation's top recruiting class in 1994 while at Iowa, one of five times his recruiting resulted in a top 10 class. During his career, Eatman has a total of 11 top 30 recruiting classes for five different Division I schools.

COACHING CAREER

As an assistant coach . . .

- + In 1992 for Houston, the No. 4 recruiting class in the country
- + At Iowa, the No. 1 recruiting class in the nation in 1994 & 12th-ranked in 1995
- + At Kansas, top rankings again for national recruiting with three top 10 classes in four seasons with KU
- + At Louisville, part of recruiting staff bringing in nationally-ranked classes at UL ... Served as the defensive coordinator for the Cardinals

As a head coach . . .

- + Six seasons experience at Talladega College and Illinois-Chicago

As a developer of professional players . . .

- + Many of the athletes he recruited or coached were drafted or had careers in the WNBA
- Tangela Smith, Nadine Domond, Tamecka Dixon, Angela Hamblin, Tia Jackson, Amy Herring, Jaclyn Johnson, Lynn Pride, Stacy Frese, Simone Edwards, Nikea Sanford, Margo Graham, Lauren Ervin

As a mentor to future collegiate coaches . . .

- + Numerous former athletes went on to careers in collegiate coaching including:
- Tia Jackson, head coach, Univ. of Washington,
- Karen Clayton, assistant coach, Kansas
- Malukah Willis, assistant coach, Norfolk State
- Donna Brown, associate head coach, Belmont
- Simone Edwards, assistant coach, Radford
- Nikki Washington, asst. coach, Florida A&M
- Shannon Perry, Duke



"While he's known as a great recruiter, Tim brings much more to the staff," Collen said. "His experience as a head coach brings another level of experience to the program."

Eatman spent two seasons with Marian Washington at Kansas before arriving at Louisville in 2004. Along with Ervin and other top recruits, Eatman was named one of the top 10 assistant coaches in the country by *Basketball Times* in 2003.

It was Eatman's second tour with the Jayhawks, joining Washington's staff after serving as the head man for four seasons at Illinois-Chicago. Eatman brought in two top 20 recruiting classes in his four years at UIC.

Eatman arrived at Kansas for the first time in 1996, and landed the nation's No. 6 recruiting class in his second year. He backed it up with another No. 6 class in 1998, and added a third-ranked class in 2003. On the court, he worked with players that led Kansas to the Big 12 Championship in 1997 and reached the Sweet 16 in 1998.

Working with another coaching legend before Kansas, Eatman was an assistant coach for then Iowa head coach C. Vivian Stringer. With the Hawkeyes, Eatman also had the nation's top recruiting class in 1994, and was honored by *Lindy's Magazine* as one of the top young recruiters in women's basketball. He backed it up with a 12th-ranked class the following year.

Prior to Iowa, Eatman spent a season at Houston from 1992-93, and the Cougars' 1992 class was rated No. 4 in the country.

Eatman also has experience in the SEC, spending one season as an assistant at Mississippi State.

A 1988 graduate of Talladega College with a bachelor's degree in chemistry, Eatman started his college coaching career as the head coach at his alma mater. Turning the team into a winner in his first season, Eatman led the Tornadoes to a 20-9 season in his second year with Talladega.

Along with a gift for identifying and signing talented players, Eatman has also developed coaches with 13 of his former players in the coaching ranks. Six more players, including veterans like Tangela Smith and Tamecka Dixon, have played in the WNBA. He should have his seventh, Ervin, next season.

Eatman recently completed his Master of Sacred Literature in Christian Education from Louisville Bible College.

Eatman and his wife, Crystel, have one son, Tyler.





ASSISTANT COACH ZENARAE ANTOINE

Fourth Season

Colorado State, 1998

Recruiting is the lifeblood of successful college athletic teams and no one is more committed to the process than Razorback assistant coach and recruiting coordinator Zenarae Antoine.

"Coach Z", as she is referred to by recruits and friends, serves as the recruiting coordinator for the Razorbacks and her impact made immediate waves for Arkansas in her first two seasons with the team.

She opened with back-to-back nationally-ranked recruiting classes that included two players who earned All-SEC recognition as freshmen (Lyndsay Harris and C'eira Ricketts).

The newcomers for the 2010-11 season have that same elite-level potential and expectations are equally high this year. Arkansas has five newcomers who are all expected to have an impact on the Razorbacks.

"Working at the University of Arkansas has been a wonderful experience," Antoine said. "From the faculty and staff to the student body and athletic department, Arkansas embodies all that is essential about the college experience.

"I really enjoy recruiting," Antoine continued. "I have had so many wonderful experiences meeting people and traveling. I really believe in what we're doing here at Arkansas and it's a joy to be able to share that with others and encourage them to be a part of it.



Managing the Razorbacks' extensive recruiting data base as the staff's recruiting coordinator, Antoine also works with the wing guards and small forwards and serving as the coaching staff's liaison with the Razorback academic staff.

Active in the community, Antoine was the team's liaison with the local Susan G. Komen group for Arkansas' Pink Zonegame. Along with her work with the Razorback academic staff, she is also the women's basketball team liaison to the student-athlete welfare and LifeSkills program.

Prior to Arkansas, Antoine worked with Collen as the recruiting coordinator at Louisville, and guided the Cardinals to nationally-ranked recruiting classes her four seasons at UL. Her last two recruiting classes were No. 26 for 2006 and No. 25 for 2007. Among the most notable signees for the Cardinals were Kodak All-

American and 2007 Big East Player of the Year Angel McCoughtry and Kodak Junior College All-American Helen Johnson.

Prior to Louisville, Antoine spent two seasons as an assistant at Ohio University where she was responsible for recruiting for the

COACHING CAREER

Personal

Husband: Ronald Antoine

Family: Twins Xavier and Zachary

Assistant Coach:

College of Charleston, 2000-01

Ohio Univ., 1999-00, 2001-04

Louisville, 2004-07

Arkansas, 2007-present

Notes:

+ Helped Arkansas to a top 25 recruiting class in her first year

+ Works with wing guards and small forwards at Arkansas

+ Last two recruiting classes at Louisville ranked No. 26 and

No. 25 in 2006 and 2007, respectively

+ First classes at Arkansas nationally ranked



Bobcats. Antoine also has one season as an assistant for College of Charleston.


Antoine received her master's from Ohio where her coaching career began as a graduate assistant.

During her playing career at Colorado State, Antoine was a three-year starter for the Rams. She played her senior season for Collen as CSU went 24-6 and reached the NCAA second round during his first season as head coach.

"As a former player for Coach Collen, I can reassure everyone that not only is he a great thinker of the game, but he is a very caring, thoughtful and kind person," Antoine said. "He is a proven winner, and what I can promise the community, our student-athletes and our recruits is that through Coach Collen's leadership we will work hard and take the Razorbacks to new heights."

Working with posts and guards during her coaching career, Antoine was an anchor in the middle for CSU during her playing days. She finished her career third in blocked shots and seventh in rebounding. She also ranks high for single season rebounds and blocked shots. During her career, CSU had two league titles and two NCAA appearances.

Antoine is married to Ronald Antoine who is the wide receivers coach at South Alabama University. Antoine was a Katy, Texas, resident and earned her bachelor's degree in physical science with minors in geology and statistics from CSU in 1998, and her master's in athletic administration at Ohio in 2000. Antoine is a member of the WBCA, BCA and a 2002 graduate of the Women's Coaches Academy. The Antoines have twin sons, Xavier and Zachary, and a yellow lab named Daisy.





ASSISTANT COACH GREG COLLINS

Fourth Season

Louisville, 1988

Published author isn't a phrase often tossed around in coaches biographies, but Arkansas assistant coach Greg Collins isn't the average women's college assistant coach.

Considered one of the top X-and-O coaches in the women's game, Collins provided drills for one of the standard books on women's basketball. He has a long career of being one of the top drill masters and scouts in women's basketball, both at the college and professional level.

His impact extends to the recruiting efforts at Arkansas as he was key in the signing of the highest rated player in the Razorbacks top 25 Class of 2008, Louisville product C'eira Ricketts.

In her first year, Ricketts earned SEC Freshman of the Year honors as well as selection to the SEC Second Team. She was an AP All-America selection and won a gold medal with the USA U19 team in international play.

Collins joined the University of Arkansas in 2007 after serving with incoming head coach Tom Collen at Louisville for the past several seasons. At Louisville, Collins worked with the Cardinals scouting, and retains that game coaching assignment along with day-to-day court work with Arkansas.

Collins works with post players developing three in to professionals. He assisted former Razorback Lauren Ervin on the court, then played an important role in preparing her for the 2008 WNBA Draft. Even though Ervin missed the entire second half of the season with a torn ACL, she was drafted by the Connecticut Sun in the third round.

At Louisville, Lori Nero was drafted by the Houston Comets before going on to a highly-successful European career. Jazz Covington also stars in Europe.

"We're fortunate that we were able to convince Greg to leave," Collen said. "He grew up and was raised in Kentucky, but give him time and the folks here will believe he's a native Arkansan."



COACHING CAREER

Personal

Wife: Rae Tribble

Assistant Coach:

Louisville, 2004-07

Arkansas, 2007-present

Notes:

- + Helped Arkansas to a top 25 recruiting class in his first year
- + Works with post players and scouting at Arkansas



The floor work and scouting breakdowns by Collins for the new Arkansas coaching staff are vital to the team's future success.

"He is one of the finest at individual instruction I know, and his expertise and enthusiasm are a huge addition to the program," Colleen said.

Collins was a five-year veteran at Louisville, working the past four seasons for Colleen. A former AAU coach for Derek Smith All-Stars, his youth teams produced three Miss Kentucky Basketball winners and was ranked among the top 15 programs in the country. He served as assistant athletic director and assistant coach at DuPont Manual High School in Louisville prior to becoming a member of the UL women's staff.

During his career, he has been a contributor to the coaching technique book, *Five-Star Girls' Basketball Drills*, and served as an advance scout for the WNBA New York Liberty.

Collins also was one of the first women's coaches in the country to put advanced video software to work for a college team. He brings that experience from assisting with the development of one of the country's top coaching video programs to Arkansas, and works with the Razorbacks to enhance the program of video analysis to assist the Arkansas players and staff.

His work with video also extends to developing talent behind the keyboard. Six of his former video assistants are now working full-time with hoops teams including the NBA's Cleveland Cavaliers, Orlando Magic and Sacramento Kings plus college teams including Miami, Marquette and Florida State.

A Louisville native, he earned his bachelor's degree from UL in marketing in 1988, then finished a master's in business education from UL in 1994. Collins married the former Rae Tribble in the summer 2010.





DIRECTOR OF BASKETBALL OPERATIONS

AMBER SHIREY

19 Seasons

Arkansas, 1992

Amber Shirey is the only person who gets an asterisk by her years of service.

While this is her 19th season as a part of the coaching staff, she has been a part of Arkansas women's basketball for the past 22 years.

Arriving in Fayetteville as a highly recruited freshman point guard in 1988, Shirey has always been considered a legend by the fans.

As a player, she took Arkansas to its Southwest Conference pinnacle with two championships, the 1990 NCAA West Regional Finals, and three NCAA appearances.

As a coach, she managed to wipe out her own accomplishments as the 1998 team went one step further by reaching the Final Four.

She broke new ground once again as the executive director of basketball operations for new head coach Tom Collen in 2007-08.

Collen's return reunites the fellow assistant coaches under former Razorbacks' skipper Gary Blair in the late 1990s.

"I really believe our staff would not have been complete without my ability to retain Amber," Collen said. "Everyone in the state identifies Arkansas women's basketball with the tradition that Amber established back in the late 1980s as a point guard."

As the executive director, Shirey brings her duties with scheduling to the existing assignments for the operations director for travel and summer camps. Collen added the responsibility for Shirey as the coordinator for on-campus recruiting activities.

Voted by the University of Arkansas Lettermen's Club into the Arkansas Hall of Honor in 2002, she was honored by the university and the Southeastern Conference at the 2003 women's basketball tournament as one of the league's legendary players.

What appears to be such an incredible career seems rather natural to Shirey.

"This gives me an opportunity to give something back to the program and the people of Arkansas that helped me through my career," Shirey said.

"When you're in high school in Arkansas, most kids dream about being a Razorback."

One of the most decorated athletes in women's history at Arkansas, Shirey was the first women's student-athlete selected to receive a NCAA Postgraduate Scholarship.

She closed her career as one of two players in school history to rank on four career total lists (points, 6th; rebounds, 10th; steals, 2nd; assists, 1st). While no longer Arkansas' all-time assist leader with 538, Shirey still holds the record for consecutive games started, 87. Twice named All-Southwest Conference, she was the MVP of the 1991 SWC tournament, leading Arkansas to the first non-Texas title.

Shirey equaled her court performance in the classroom. A kinesiology major, she had over a 3.9 GPA, and twice was voted to the College Sports Information Directors of America's Academic All-America Team. She was a three-time conference academic team member.

An Arkansas native, Shirey led Newark High to a 36-6 record her senior year and the Class B state title with 28.1 ppg. Senior class president and valedictorian, she graduated with a 4.18 GPA on a 4.00 scale. Shirey was named state player of the year as a senior and two-time AAU All-American, leading the Arkansas Pipers to the 16-and-under national championship in 1987.

She is married to Jason Shirey. Coach of the Fayetteville High softball team, Jason led the Lady Bulldogs to back-to-back state championships in 2006 and 2007. The Shireys have two children, a son, Ross, and a daughter, Reese, and are expecting a third child this fall.



SUPPORT STAFF



TODD BARBOUR
Director of Strength and Conditioning for Olympic Sports

Todd Barbour joined the Razorback staff as Arkansas' director of strength and conditioning for Olympic sports in the summer of 2008.

Barbour has 15 years of experience in the strength and conditioning field and joins the athletic department staff after spending the four previous years as the director of performance at the Performance and Wellness Institute in Greeley, Colo.

He also spent five years as an assistant strength and conditioning coach at Oregon State, and five years as a high school strength and conditioning coach as well as a football and softball coach in Billings, Mont.

Barbour earned his bachelor's in physical education and sports science from the University of Idaho in 1994. He earned certification from the National Strength and Conditioning Association in 2001 and the Collegiate Strength and Conditioning Coaches Association in 2002.

At the Performance and Wellness Institute, he designed, developed and implemented philosophy and principles for fitness, regeneration, rehabilitation and pre-rehabilitation. He also designed the new facility, budgeted, and researched and purchased all equipment.

Barbour assisted in the development and implementation of protocol for orthopedic evaluations, injury screens, athletic consults, emergency procedures, "performance inhibitors" and post-surgical workout evaluations. He recruited athletes in the sports of baseball, softball, golf, volleyball, football and basketball to train in northern Colorado at the Performance and Wellness Institute.

A presenter and participant in regional and national conferences and seminars on strength and conditioning and sport nutrition, he has also been a director and presenter at pre-season, in-season and summer training camps, and designed and presented a speed and agility demonstration at the NSCA State Clinic hosted by the Oregon State Strength and Conditioning Department.

At OSU, where he was hired by football coach Dennis Erickson and was the first assistant for football, he was a coach and presenter at summer camps for football, baseball, softball and basketball.

Barbour and his wife, Angie, have three sons, Tysen, Ayden and Tanner.



ANDREA BLAKNEY
Basketball Secretary

Andrea Blakney continues for her 10th year as the secretary for the Razorback basketball staff. Along with keeping the coaching staff coordinated and relating with the public, Blakney also assists with the annual basketball camps and the team's recruiting data base systems.

Andrea and husband Glen have one son, Travis, daughter-in-law, Jennifer, and granddaughter, Fern. When she's not working in the Razorback office, Andrea enjoys sports, the outdoors, reading and family activities.



JEREMY BRAZIEL
Basketball Athletic Trainer

Jeremy Braziel took over as the women's basketball athletic trainer just before the start of fall drills for the women's basketball team in October 2006.

Braziel came to Arkansas from the University of Tennessee at Martin where he handled the day-to-day athletic training needs of the football team. In addition, Braziel was an adjunct instructor at UT-Martin.

During his three-and-a-half-year tenure with UT-Martin, Braziel also was responsible for designing and implementing an emergency action plan, handling bidding and ordering of supplies, supervising students, coordinating insurance payments and overseeing the university's drug testing procedures.

Braziel has completed his graduate course work at Ohio State University towards his master's degree in allied health management. He worked with the women's ice hockey and volleyball teams while with the Buckeyes.

A 2000 graduate of Oklahoma State University with his bachelor's degree in athletic training, Braziel worked with the Cowgirls basketball team among other assignments.

In addition to his collegiate athletic training experience, Braziel has worked with several professional football teams including the Dallas Cowboys and Philadelphia Eagles, but perhaps his most unique resume line is working with NFL Europe, serving as an athletic trainer for the Scottish Claymores in Glasgow.

Along with women's basketball, Braziel will serve as the athletic trainer for the Razorbacks' nationally-ranked women's golf team.

Braziel and wife, Diana, are expecting their first child this spring.

SUPPORT STAFF



JEFF BRAZIL

Director of Video Operations

Jeff Brazil begins his fourth season with the Razorback women's basketball staff and his first as the director of video operations for the 2010-11 season. Brazil served the Razorbacks for three seasons as the assistant video coordinator.

Brazil is responsible for all aspects of video editing for the Razorbacks. He helps with film breakdown, digital video exchange and professional highlight videos.

A native of Colcord, Okla., Brazil's experience includes stints as a student manager at Northeastern Oklahoma A&M and Oklahoma State with the men's basketball teams.

In addition, Brazil has worked several camps and clinics throughout the south and midwest including the Tom Collen, John Pelphrey, Rick Barnes, Mark Turgeon Dan Hays and Doc Sadler camps. He has also worked the SEC Tournament Youth Clinic. Brazil is a member of the National Association of Basketball Coaches, the Arkansas Coaches Association, the Women's Basketball Coaches Association and the University of Arkansas Mortar Board Chapter.

Recently Brazil assisted former Razorback coach Nolan Richardson and the WNBA's Tulsa Shock with video prior to the 2010 draft.

Brazil is married to the former Sheri McElroy of Springdale, Ark., and is a 2010 University of Arkansas graduate in education. He is currently working on his master's degree.



TAMESHA GREENLEE

Academics

Tamesha Greenlee returned to the Razorback academic center in August 2008 as a full-time assistant academic coordinator.

Prior to her fall hiring in the academic center, Greenlee worked as a student development specialist and communications coordinator at Arkansas for two years.

A 2004 honor graduate of Arkansas Tech in speech communications, she worked with both the ATU Wesley Foundation and several of ATU's student affairs offices during her undergraduate days. Greenlee was an honor graduate of Nashville High in Nashville, Ark., and earned her master's degree at the University of Arkansas in higher education in 2006.



WYATT HODGES

Assistant Video Coordinator

Wyatt Hodges begins his second season with Razorback women's basketball. He was named assistant video coordinator in August 2010 and his main responsibilities include the filming of games and film breakdown.

Hodges spent one semester as a student manager under Razorback men's basketball coach John Pelphrey. He has also worked John Pelphrey and Doc Sadler basketball camps.

A Spokane, Mo., native, Hodges was a member of a state tournament team, helping the Owls to the Elite 8 and a 22-7 overall record.

Basketball runs in Wyatt's family as his father, Garry, is an assistant basketball coach at North Arkansas College in Harrison, Arkansas.

Hodges is the son of Garry and Karen Hodges and has three older sisters: Heather, Shannon, Brooke, and a twin brother, Grant.



ASHLEA WILLIAMS

Student Assistant

Ashlea Williams joins the Razorbacks in a new capacity for the 2010-11 season, student assistant. A three-year member of the team, injuries sidelined Williams much of her junior season.

Born Ashlea Marie Williams on May 24, 1989, she is the daughter of Steven and Navita Williams of Springfield, Mo. She has one older brother, Ayron, a younger brother, Byron, and a sister, Witney.

ELISABETH FERRELL

Student Athletic Trainer

Elisabeth Ferrell is beginning her second year as a graduate student at the University of Arkansas in 2010-11.

She is pursuing her master's degree in athletic training and has also worked with the Razorback track and field and football teams. In addition, she has worked with several athletic teams at Bentonville (Ark.) High.

MANAGERS



Front row (l-r) Mike Jennings and Grace Parker. Back row (l-r): Amanda Coughlin, Morgan Myrick and Morgan Abernathy.

Being a manager for an athletic team is a thankless task and the Razorback women's basketball team is fortunate enough to have five students working with the squad this season.

Grace Parker joined the Razorback women's basketball managers in 2008. An honors graduate and all-state basketball player at Benton High in central Arkansas, she is a senior majoring in kinesiology at Arkansas.

First-year managers Morgan Abernathy, Amanda Coughlin, Mike Jennings and Morgan Myrick are taking their cues from Parker this year.

Watch for Arkansas' managers on the sidelines as they prepare and maintain the bench area, prepare coaches for timeouts and assist players as they transition in and out of the game. They also assist with statistics, equipment and team travel often arriving at the plane before the team and staying long after players and coaches have gone.



SUPPORT STAFF



JEAN NAIL
Spirit Groups

Nail is in her 30th year as spirit group coordinator for the Razorbacks. She coordinates the selection and performance schedule of the Razorback Cheerleaders, Pom squad, RBI Girls and Razorback Mascot Family.

Nail received her bachelor's in 1986 and master's in 1987 in education from the University of Arkansas.

Jean and husband Mike Nail have two daughters, Michelle (Mrs. Doug) Kehn and Elsa (Mrs. Scott) Salrin and are the proud grandparents of John Michael Kehn and Aubrey Anne Kehn.



KRAIG JIMENEZ
Cheer Coach

Kraig Jimenez is in his ninth year as cheer coach for the Arkansas Razorbacks. He has been a head camp instructor for Universal Cheerleaders Association for nine years. Jimenez is from Houston, Texas and cheered four years at the University of Nebraska.



The Hogwild Band will be led by second-year graduate conductor Brandon Hults and first-year graduate conductors Wes King, Michael Post and Nick Ryan.

Hults shares the responsibility of conducting the Campus Band and various chamber ensembles. Beside his teaching opportunities, Hults also performs with the university's Wind Symphony. He is a 2008 graduate of East Carolina University.

King also shares the responsibility of conducting the Campus Band. King also maintains participation in the University of Arkansas Wind Symphony, where he also assists as needed. He is a 2008 graduate of Mississippi State University.

Post also performs with the Wind Symphony, the Tuba and Euphonium Ensemble and his own Tuba Quartet. He is a 2009 graduate of the University of Arkansas.

Ryan is a former member of the world-renowned OU percussion orchestra, symphony orchestra, wind symphony, jazz bands, marching and steel drum bands. He is a 2010 graduate of the University of Oklahoma.

UNIVERSITY OF ARKANSAS WOMEN'S BASKETBALL

PLAYERS



2010 - 11



ARKANSASRAZORBACKS.

ASHLEY DANIELS

#12

6-2 || JR || FORWARD || COLDWATER, MISSISSIPPI/COLDWATER HS



PIG TAILS

NAME	Ashley Breanna Rashae Daniels
BORN	Dec. 6, 1989
MAJOR	Communications

2009-10 SEASON HIGHS

Points	21, vs Alcorn State (11-15-09)
Field Goals Made	7, SHSU (12-29-09)
Field Goal Attempts	11, Ole Miss (02-18-10)
	11, SHSU (12-29-09)
FG Pct.	.750 (6-8), at Auburn (02-11-10)
Free Throws Made	9, vs Alcorn State (11-15-09)
Free Throw Attempts	9, vs Alcorn State (11-15-09)
FT Pct.	1.000 (9-9), vs Alcorn St. (11-15-09)
	1.000 (4-4), at Oklahoma (12-05-09)
Rebounds	17, SHSU (12-29-09)
Assists	4, at Auburn (02-11-10)
Steals	3, Kentucky (02-07-10)
	3, at Alabama (01-24-10)
Blocked Shots	2, at Tennessee (02-04-10)
Turnovers	7, vs UTSA (12-20-09)
Fouls	5, vs WKU (11-27-09)
Minutes	36, at Alabama (01-24-10)

AS A SOPHOMORE (2009-10)

Perhaps no player grew more from the 2008-09 season than Ashley Daniels. Daniels was a 30-game starter averaging 6.8 ppg and a team-best 6.1 rpg as a sophomore. Daniels opened the year with a career-best 21 points in a win over Alcorn State. She was 6-for-9 from the floor hitting 66.7 percent of her shots. She grabbed a career-high 17 boards, nine offensive and eight defensive, in a win over Sam Houston State. She finished the year with four double-digit rebounding performances. Daniels recorded a career-best four assists at Auburn and tied her career-best with two blocks at No. 5 Tennessee.

AS A FRESHMAN (2008-09)

One of the top athletes from the state of Mississippi last season, Daniels brought versatility to the Razorbacks. Daniels played in 28 games scoring 47 points and grabbing 73 rebounds in her first season of collegiate basketball. She scored a season/career-best seven points at Memphis helping Arkansas to the non-conference win. Daniels was 3-for-4 from the three-point line in that win. She then followed up with a season/career-best 11 rebounds in the next outing, a 33 point drubbing of Mississippi Valley State.

SEASON/CAREER STATS

YEAR	GP/GS	MIN/AVG	FG-FGA	PCT	FG-FGA	PCT	FT-FTA	PCT	OFF	DEF	TOT	AVG	PF	FO	AST	TO	BLK	STL	PTS	AVG
2008-09	28/0	256/9.1	15-31	.484	0-0	.000	17-26	.654	30	43	73	2.6	22	0	8	25	7	16	47	1.7
2009-10	30/30	669/22.3	74-142	.521	0-0	.000	57-77	.740	73	111	184	6.1	67	1	30	50	13	29	205	6.8
TOTAL	58/30	925/15.9	89-173	.514	0-0	.000	74-103	.718	103	154	257	4.4	89	1	38	75	20	45	252	4.3

SEC STATS

YEAR	GP/GS	MIN/AVG	FG-FGA	PCT	FG-FGA	PCT	FT-FTA	PCT	OFF	DEF	TOT	AVG	PF	FO	AST	TO	BLK	STL	PTS	AVG
2008-09	11/0	63/5.7	3-4	.750	0-0	.000	4-5	.800	7	5	12	1.1	7	0	0	3	3	1	10	0.9
2009-10	16/16	349/21.8	35-70	.500	0-0	.000	29-44	.659	37	42	79	4.9	33	0	16	23	9	17	99	6.2
TOTAL	27/16	412/15.3	38-74	.514	0-0	.000	33-49	.673	44	47	91	3.4	40	0	16	26	12	18	109	4.0

GAME-BY GAME

SOPHOMORE SEASON (2009-10)

OPP	MIN	FG-FGA	3FG-FGA	FT-FTA	REB	A	BLK	STL	PTS
vs Alcorn St.	22	6-9	0-0	9-9	7	2	0	1	21
at SMU	33	3-8	0-0	0-0	9	1	1	1	6
ETSU	20	4-7	0-0	2-3	4	0	0	0	10
vs IONA	29	3-5	0-0	5-7	9	2	1	2	11
vs WKU	18	2-2	0-0	1-2	6	0	0	2	5
Kansas St.	16	1-1	0-0	0-0	2	1	0	0	2
at #20 Okla.	29	2-6	0-0	4-4	10	0	1	2	8
Coppin St.	14	2-3	0-0	2-2	5	2	0	0	6
at N'Western	17	0-2	0-0	0-0	3	2	0	0	0
vs DePaul	19	0-1	0-0	0-0	5	0	0	0	0
vs UTSA	20	2-4	0-0	2-2	7	1	1	1	6
vs VCU	28	3-5	0-0	1-2	11	1	0	1	7
SHSU	24	7-11	0-0	2-2	17	1	0	2	16
FLORIDA	27	2-4	0-0	2-2	4	3	0	1	6
#11/12 LSU	22	4-5	0-0	1-2	3	1	1	2	9
at Ole Miss	26	4-9	0-0	3-5	9	0	0	0	11
Miss St.	22	2-5	0-0	2-2	7	0	1	0	6
#6 GA.	22	1-3	0-0	5-6	7	1	1	0	7
at #25 Ky.	20	0-2	0-0	2-4	5	0	1	2	2
at Alabama	36	4-6	0-0	0-4	11	0	0	3	8
#24 VU	26	3-6	0-0	1-2	6	2	1	2	7
at #5 Tenn.	15	0-2	0-0	2-2	2	2	2	2	2
#20 Ky.	23	1-3	0-0	2-2	4	0	1	3	4
at Auburn	26	6-8	0-0	2-3	5	4	0	1	14
at S Carolina	7	0-0	0-0	0-0	1	0	0	0	0
OLE MISS	32	6-11	0-0	4-6	8	2	1	0	16
ALABAMA	13	0-1	0-0	1-2	2	1	0	1	1
at #20 LSU	20	2-5	0-0	0-0	3	0	0	0	4
at #24 Ga.	12	0-0	0-0	2-2	2	0	0	0	2
vs Vanderbilt	31	4-8	0-0	0-0	10	1	0	0	8
Totals	669	74-142	0-0	57-77	184	30	13	29	205

FRESHMAN SEASON (2008-09)

OPP	MIN	FG-FGA	3FG-FGA	FT-FTA	REB	A	BLK	STL	PTS
LA-MONROE	8	1-2	0-0	0-0	6	0	1	0	2
HIGH POINT	13	0-1	0-0	0-0	5	1	0	0	0
SMU	4	0-0	0-0	0-0	2	0	0	0	0
N'WESTERN	4	0-1	0-0	0-0	1	0	0	1	0
vs Oregon St.	7	1-3	0-0	0-2	1	0	0	0	2
vs Pacific	12	1-3	0-0	2-2	2	1	0	4	4
at Memphis	12	2-2	0-0	3-4	7	0	1	1	7
vs MVSU	18	1-4	0-0	1-2	11	3	0	1	3
at Kansas St.	21	1-2	0-0	0-0	5	0	0	2	2
N.DAKOTA	12	3-3	0-0	0-1	4	0	0	0	6
DARTMOUTH	20	1-1	0-0	2-2	4	0	0	2	4
MISSOURI	16	0-0	0-0	2-2	3	1	1	0	2
WIU	9	0-1	0-0	0-2	2	0	0	1	0
STETSON	13	0-1	0-0	2-2	3	1	0	0	2
at Texas Tech	1	0-0	0-0	0-0	0	0	0	0	0
LSU	3	0-0	0-0	0-0	0	0	0	0	0
at Kentucky	11	0-0	0-0	0-0	2	0	0	1	0
AUBURN	4	0-0	0-0	0-0	0	0	0	0	0
TENNESSEE	3	0-0	0-0	0-1	2	0	0	0	0
at Vanderbilt	2	0-0	0-0	0-0	1	0	0	0	0
at LSU	7	1-1	0-0	2-2	1	0	0	0	4
at Georgia	2	0-0	0-0	0-0	0	0	0	0	0
OLE MISS	11	1-1	0-0	2-2	2	0	2	2	4
at Florida	1	0-0	0-0	0-0	0	0	0	0	0
ALABAMA	9	0-1	0-0	0-0	4	0	1	0	0
at Auburn	10	1-1	0-0	0-0	0	0	0	0	2
OKLA. ST.	10	0-1	0-0	0-0	1	1	0	1	0
at Kansas	13	1-2	0-0	1-2	4	0	1	2	3
Totals	256	15-31	0-0	17-26	73	8	7	16	47

CAREER HIGHS

POINTS	21 vs. ASU, 11-15-09
FGM	7 vs. SHSU, 12-29-09
FGA	11 vs. SHSU, 12-29-09
3PTM	N/A
3PTA	N/A
FTM	9 vs. ASU, 11-15-09
FTA	9 vs. ASU, 11-15-09
REBOUNDS	17 vs. SHSU, 12-29-09
ASSISTS	4 at Auburn, 2-11-10
BLOCKED SHOTS	2 vs. Tennessee, 2-4-10*
STEALS	4 vs. Pacific, 11-29-08

* Most Recent



AT COLDWATER

A 6-2 forward from Coldwater High in Coldwater, Miss., Daniels averaged 19.8 ppg and 8.7 rpg her senior season. She led Coldwater to the Mississippi state title in Class A in 2008 as the Cougars went an impressive 35-1. In spite of playing the state's smallest division, Coldwater was ranked fourth in the Mississippi overall prep rankings. Daniels was a first-team all-state pick of the Jackson Clarion-Ledger. The Cougars repeated her junior season efforts as Daniels turned in 18.3 ppg and 10.2 rpg to lead CHS to the 2007 Class AA title. Coldwater went 31-6 for the title that season. Rated 128th by the Blue Star Recruiting Service, Daniels was a freshman phenom, Daniels played in the state title game and was named all-region and all-state as a ninth grader. Her career high came during that freshman season with 36 points. She was twice named to the Dandy Dozen as a junior and senior, also

earning all-region and all-state. Daniels was a three-sport athlete, reaching the state meet in track as a member of the Coldwater 4X400 relay, the open 400 and the triple jump. She also played softball for CHS.

PERSONAL

Born Ashley Breanna Rashae Daniels on Dec. 6, 1989, she is the daughter of Roy and Carolyn Daniels of Coldwater, Miss. She is the youngest of three Daniels, with older brothers Royrick and Brandon. Royrick is a first sergeant in the Army.

YASHIRA DELGADO

#45

5-3 || FR || GUARD || KISSIMMEE, FLORIDA/WEST OAKS ACADEMY



PIG TAILS

NAME	Yashira Marie Delgado
BORN	July 23, 1992
MAJOR	Undecided



WHAT COACH SAYS

We're very excited about Yashira's decision to attend Arkansas. She flew a little under the radar in the early signing period and we were fortunate to pick up such a good player at this time. Yashira was listed as the third-best unsigned point guard in the 2010 class. She is a high-energy type of player. She will push it hard in transition and create a lot of scoring opportunities for her teammates. She has great court vision and is one of the best passers in the 2010 point guard class.

IN HIGH SCHOOL

Yashira "Cheetah" Delgado checks in from Kissimmee, Fla., where she finished her prep career with the West Oaks Academy Flames. Delgado recently added summer hoops to her resumé

playing organized basketball with the Orlando Comets and the exposure late in her career made a difference in recruiting.

Scout.com named Delgado, a 5-5 point guard, as a "2010 Breakout Player" and noted that while she may have been a "relative unknown, she was one of the most polished point guards in the state." They predicted her "stock would rise" and it did with the guard getting looks from several other regional and national schools before choosing Arkansas.

Delgado played high school ball at Poinciana High before transferring to West Oaks. She paced her prep teams to a pair of district runner-up finishes and a second-place showing at the Division I Nationals as a senior.

Her numerous honors include four-time team MVP, two all-conference selections and three player of the year awards. She scored her 1,000th career point as a junior and holds the county record for assists.

PERSONAL

Born July 23, 1992, Yashira Marie Delgado is one of three children to Felix Delgado and the late Mary Ann Montes. She has an older brother, Joshua, and younger sister, Yazmine.

ERIN GATLING

#14

5-4 || JR/TR || GUARD || VAN BUREN, ARKANSAS/VAN BUREN HS/SO. MISS



PIG TAILS

NAME	Erin Renee Gatling
BORN	Nov. 13, 1989
MAJOR	Kinesiology



WHAT COACH SAYS

Erin is a great fit for our system. We really wanted to add depth and experience to our point guard position and Erin helps us fill that need. We know we are getting a young lady with a lot of toughness both mentally and physically and that she loves Arkansas. I wish she were eligible immediately but I know she'll make us a better team by pushing our other point guards every day in practice.

Gatling must sit out a year due to NCAA transfer rules.

AT SOUTHERN MISS

In her two seasons at Southern Mississippi, Erin Gatling led

the team in free throw percentage her freshman season and was the team's leader in steals and assists as a sophomore. She paced the Golden Eagles to a conference runner-up finish in the 2008-09 season.

In addition, Gatling was a member of the conference honor roll with a 3.12 grade point average in exercise science.

AT VAN BUREN HS

Gatling averaged 16.0 ppg and 6.5 apg at Van Buren High. She concluded her prep career as the Pointers' all-time leading scorer with 1,127 points and led the team in assists, steals and free throws made.

She was an all-conference and all-state selection in basketball and also lettered in track and field. She won the 800-meter state champion as a prepster and still ranks among the state's leaders in the 800.

PERSONAL

Born Nov. 13, 1989, Erin Renee Gatling is one of three children to David and Cheryl Gatling of Van Buren, Ark. She has two siblings, Chris and Jacob. Gatling plans to major in kinesiology and applied exercise science at Arkansas.

LYNDSAY HARRIS

#33

5-9 || JR || GUARD || HOOVER, ALABAMA/HOOVER HS



PIG TAILS

NAME	Lyndsay Robyn Harris
BORN	Aug. 31, 1990
MAJOR	Criminal Justice

2009-10 SEASON HIGHS

Points	26, vs. Iona (11-26-09)
Field Goals Made	9, vs. Iona (11-26-09)
Field Goal Attempts	18, Vanderbilt (1-31-10)
FG Pct.	.615 (8-13), SHSU (12-29-09)
3-Point Field Goals Made	8, vs. Iona (11-26-09)
3-Point FG Attempts	13, Vanderbilt (1-31-10)
3-Pt FG Pct.	.667 (8-12), vs. Iona (11-26-09)
Free Throws Made	7, Florida (01-03-10)
Free Throw Attempts	7, 2 times, Ole Miss (02-18-10)
FT Pct.	3 times, 1.000 (4-4), Vandy (1-31-10)
Rebounds	6, 2 times, SHSU (12-29-09)
Assists	8, 2 times, SHSU (12-29-09)
Steals	3, 2 times, vs. DePaul (12-19-09)
Blocked Shots	1, 6 times, at LSU (2-25-10)
Turnovers	11, LSU (1-7-10)
Fouls	5, at Georgia (02-28-10)
Minutes	38, 3 times, Ole Miss (2-18-10)

AS A SOPHOMORE (2009-10)

Lyndsay Harris was one of a couple of Razorbacks who started the season with a target on her back. A member of the Southeastern Conference's All-Freshman Team in 2008-09, Harris strove to elevate her game to the next level as a sophomore. And she did just that. Harris, primarily a two-guard, improved from 10.3 ppg to 12.6, hovering around 13.0 ppg for much of the year as the Razorbacks leading scorer. Harris, who was also Arkansas' back up at the point, set career-bests for points, field goals, three-point field goals and tied her best for three-pointers attempted in a Razorback win over Western Kentucky in Cancun. Harris led all scorers with 26 points with nine field goals, going 8-for-12 from three-point range, missing the single-game record by one.

She also had career-bests with a 7-for-7 performance from the line against Florida in the SEC opener and with eight assists in the season opener with Alcorn State. Harris tied her career marks with 17 attempts against DePaul and grabbed a season-high six rebounds twice as a sophomore. Harris hit at least one three-pointer in 28 of Arkansas' 30 games and finished the year with 15 consecutive games with a three.

AS A FRESHMAN (2008-09)

Harris was Arkansas' best three-point threat as a true freshman last year. She hit 52 treys during the regular season and was the Razorbacks' third-leading scorer with 9.9 ppg heading into the SEC Tournament. Her season/career-best 23 points against Oregon State ties for the most by any Razorback in 2008-09, and she received all-tournament honors at the Junkanoo Jam in November. Harris pulled in a season/career-best seven rebounds against Ole Miss in the SEC Tournament.

SEASON/CAREER STATS

YEAR	GP/GS	MIN/AVG	FG-FGA	PCT	FG-FGA	PCT	FT-FTA	PCT	OFF	DEF	TOT	AVG	PF	FO	AST	TO	BLK	STL	PTS	AVG
2008-09	32/28	846/26.4	103-303	.340	56-193	.290	45-70	.643	31	66	97	3.0	86	4	58	88	6	42	307	9.6
2009-10	30/30	915/30.5	123-329	.374	75-220	.341	56-75	.747	10	65	75	2.5	101	1	95	113	6	41	377	12.6
TOTAL	62/58	1761/28.4	226-632	.358	131-413	.317	101-145	.697	41	131	172	2.8	187	5	153	201	12	83	684	11.0

SEC STATS

YEAR	GP/GS	MIN/AVG	FG-FGA	PCT	FG-FGA	PCT	FT-FTA	PCT	OFF	DEF	TOT	AVG	PF	FO	AST	TO	BLK	STL	PTS	AVG
2008-09	14/11	390/27.9	45-127	.354	24-83	.289	17-24	.708	10	28	38	2.7	39	2	21	38	4	14	131	9.4
2009-10	16/16	527/32.9	70-190	.368	39-126	.310	37-47	.787	6	31	37	2.3	54	1	44	71	3	24	216	13.5
TOTAL	30/27	917/30.6	115-317	.363	63-209	.301	54-71	.761	16	59	75	2.5	93	3	65	109	7	38	347	11.6

GAME-BY GAME

SOPHOMORE SEASON (2009-10)

OPP	MIN	FG-FGA	3FG-FGA	FT-FTA	REB	A	BLK	STL	PTS
vs Alcorn St.	23	1-8	0-4	1-2	1	8	1	2	3
at SMU	30	3-10	1-3	2-2	1	5	0	1	9
ETSU	22	2-6	1-4	4-5	3	6	0	2	9
vs IONA	36	9-15	8-12	0-0	5	6	0	3	26
vs WKU	30	5-11	2-7	3-4	6	1	0	1	15
KANSAS ST.	33	2-8	1-4	1-1	3	1	0	2	6
at #20 Okla.	30	3-9	2-5	0-1	3	1	0	0	8
COPPIN ST.	30	2-7	2-6	2-6	2	5	0	2	8
at N'western	19	3-13	2-10	0-0	1	1	0	0	8
vs DePaul	30	7-17	6-12	3-3	3	1	1	3	23
vs UTSA	30	2-9	2-8	2-2	1	0	0	0	8
vs WCU	26	3-7	3-8	1-2	2	4	0	0	10
SHSU	27	8-13	5-9	0-0	6	8	1	0	21
FLORIDA	36	6-14	2-8	7-7	3	2	0	2	21
#11/12 LSU	31	1-8	0-4	0-0	3	2	0	2	2
at Ole Miss	27	5-10	4-8	0-0	1	4	0	1	14
MISS ST.	29	4-10	1-6	3-5	3	2	0	1	12
#6 GA	30	6-15	3-9	2-4	4	2	1	1	17
at #25 Ky.	27	4-7	1-2	5-6	2	4	0	1	14
at Alabama	37	3-11	1-8	3-4	4	3	0	1	20
#24 VU	38	6-18	4-13	4-4	4	3	0	1	12
at #5 Tenn.	26	4-11	4-10	0-0	1	1	0	1	12
#20/18 KY	38	6-16	4-10	2-2	2	4	1	1	18
at Auburn	35	4-12	3-8	0-0	1	3	0	1	11
at S. Carolina	36	5-13	4-9	0-0	1	4	0	2	14
OLE MISS	38	4-7	2-5	6-7	2	5	0	2	16
ALABAMA	36	6-16	2-11	2-3	3	2	0	2	16
at #20 LSU	30	4-10	3-6	0-0	1	1	1	2	11
at #24 Ga.	33	2-12	1-9	3-5	4	3	0	2	8
vs Vanderbilt	22	3-6	1-4	0-0	1	4	0	1	7
Totals	915	123-329	75-220	56-75	75	95	6	41	377

FRESHMAN SEASON (2008-09)

OPP	MIN	FG-FGA	3FG-FGA	FT-FTA	REB	A	BLK	STL	PTS
LA-MONROE	19	3-7	2-6	2-4	4	4	1	2	10
HIGH POINT	25	3-11	2-8	1-2	3	4	0	4	9
SMU	15	2-6	0-4	0-0	5	1	0	0	4
N'WESTERN	26	3-7	1-3	3-4	3	0	0	1	10
vs Oregon St.	29	8-16	5-12	2-3	6	2	0	2	23
vs Pacific	24	3-9	1-3	3-6	2	3	0	1	10
at Memphis	24	2-11	0-7	4-7	2	3	1	1	8
vs MVSU	26	4-8	3-5	0-0	1	3	0	3	11
at Kansas St.	29	5-10	1-3	0-0	2	3	0	1	11
N. DAKOTA	25	2-7	1-5	3-4	0	1	0	2	8
DARTMOUTH	26	6-11	4-7	0-0	6	4	0	2	16
MISSOURI	26	1-12	0-4	0-1	4	0	0	1	2
WVU	27	5-11	4-9	2-2	2	3	0	0	16
STETSON	32	4-13	3-9	4-6	3	4	0	1	15
at Texas Tech	18	1-9	1-7	0-0	3	1	0	3	3
LSU	34	1-10	0-7	0-0	1	0	0	2	2
at Kentucky	31	5-12	1-7	4-5	5	2	2	2	15
AUBURN	36	6-17	1-8	0-2	3	0	1	1	13
TENNESSEE	23	1-8	2-2	1	0	0	1	1	5
at Miss St.	22	3-5	2-2	2-2	3	2	0	1	10
at Vanderbilt	32	2-10	2-6	0-0	2	1	0	0	6
FLORIDA	27	5-10	5-9	2-2	4	1	0	2	17
at LSU	25	2-8	1-4	0-0	1	1	0	0	5
at Georgia	22	2-8	1-4	0-0	2	0	0	0	5
S. CAROLINA	31	6-12	3-8	1-1	6	2	1	0	16
OLE MISS	26	3-7	1-5	0-0	4	3	0	0	7
at Florida	25	4-5	2-3	3-4	2	2	0	3	13
ALABAMA	36	5-13	4-11	2-4	3	0	0	2	16
at Auburn	20	0-2	0-2	1-2	1	3	0	0	1
vs Ole Miss	38	4-12	3-9	1-2	7	2	0	0	12
OKLA. ST.	38	2-11	1-8	3-5	6	1	0	4	8
at Kansas	11	0-5	0-1	0-0	0	0	0	0	0
Totals	846	103-303	56-193	45-70	97	58	6	42	307

CAREER HIGHS

POINTS	26 vs. Iona, 11-26-09
FGM	9 vs. Iona, 11-26-09
FGA	18 vs. #25 Vandy, 1-31-10
3PTM	8 vs. Iona, 11-26-09
3PTA	13 vs. #25 Vandy, 1-31-10
FTM	7 vs. Florida, 1-3-10
FTA	7 vs. Ole Miss, 2-18-10*
REBOUNDS	7 vs. Ole Miss, 3-5-09
ASSISTS	8 vs. SHSU, 12-29-09*
BLOCKED SHOTS	2 at Kentucky, 1-11-09
STEALS	4 vs. Ore. State, 11-28-08

*Most Recent



Harris' success was rewarded at the end of the season when she was selected to the SEC's All-Freshman Team joining teammate C'eira Ricketts. Harris and Ricketts are only the second teammates to earn selection to the SEC All-Freshman team. In 1996, Shaka Massey and Sytia Messer were chosen for the all-freshman squad.

AT HOOVER

A top 100 recruit in the country, the Hoover, Ala., shooting guard led the Lady Bucs to a 30-2 overall record as a senior, averaging 18 ppg, 4 rpg and 5 apg. Her three-point shooting skill was on display in her future home state as she set the Fort Smith, Ark., Tournament of Champions record with seven three-pointers. Hoover won the event, and Harris was named the tournament's MVP. First-team Class 6A all-state by the Alabama Sports Writers Association, Harris was also named to the 2008 Super All-Metro team by the Birmingham News. The News also tabbed Harris as the player of the year for the South-Hoover region. Hoover was 23-7 in 2007 as Harris averaged 15 ppg and 5 apg. A four-year starter, she averaged 18 ppg and 3 rpg as a sophomore

and 7.8 ppg and 5 apg as a freshman. For her career, she scored 1,879 points for Hoover, with a career single game high of 39 points against Fort Smith Southside. She was ranked 81st in the country by All-Star Girls Report, and was the 49th overall player by the regional South East Hoops Report. Harris played her AAU basketball with the Alabama Twisters out of Birmingham, which won the U18 national title in 2008.

PERSONAL

Born Lyndsay Robyn Harris on Aug. 31, 1990, she is the daughter of Robert Harris and the late Cheryl Cheatham. Harris has an older brother, Robert, and sister, Ashley; and a younger sister, Jordan. Her brother Robert played for McNeese State as well as professionally in Europe.

KELSEY HATCHER

#2

5-10 || SO/TR || GUARD || LITTLE ROCK, ARK./CENT. AR CHRISTIAN/OKLA. STATE



PIG TAILS

NAME	Kelsey Brooke Hatcher
BORN	Jan. 17, 1990
MAJOR	Communications



WHAT COACH SAYS

Kelsey is a young lady we looked at out of high school. We're very excited that she has returned to her home state and wants to be a Razorback. Kelsey has good ball handling skills and will be a big asset to the program next year.

This year, Kelsey will have to redshirt due to the NCAA transfer rules but she will be a vital part of practice helping to make everyone around her better.

PRIOR TO ARKANSAS

Hatcher has found her home at Arkansas after stints at Oklahoma State and Southern Methodist. Hatcher inked with the Cowgirls out of high school and appeared in 25 games as a true freshman. She shot 28-of-60

from the field and was 16-of-38 from three-point range for a .421 shooting percentage. That mark ranked second on the team. She had 15 rebounds and 10 assists in her first season.

Hatcher transferred to SMU following her freshman season at OSU and sat out the 2009-10 season due to NCAA rules.

AT CENTRAL ARKANSAS CHRISTIAN

Hatcher was an all-state selection as a senior leading CAC to a 27-5 record and a berth in the 4A State Tournament. She averaged 24 ppg as a senior and finished her career third on the school's all-time scoring list with 1,518 career points in three seasons. Hatcher was a four-time all-conference and two-time all-state

selection and scored 1,974 career points with 283 three-pointers over her four-year prep career (Pulaski Academy and CAC).

In addition to basketball, Hatcher was active in cross country, soccer and track helping her teams to 11 state titles. She was featured in *Sports Illustrated's* "Faces In The Crowd".

PERSONAL

Born Jan. 17, 1990, Kelsey Brooke Hatcher is the oldest of six children to Greg Hatcher and Tammy Childress of Little Rock, Ark. She has four sisters, Haley, Larkin, Lynley and Mattie and a brother, Layne. Hatcher is majoring in fashion merchandising at Arkansas.

JULIE INMAN

#13

5-9 || JR || GUARD || CARLISLE, ARKANSAS/CARLISLE HS



PIG TAILS

NAME	Julie Anne Inman
BORN	May 18, 1989
MAJOR	Biology

2009-10 SEASON HIGHS

Points	2, 2 times, ETSU (11-22-09)
Field Goal Attempts	1, ETSU (11-22-09)
Free Throws Made	2, 2 times, ETSU (11-22-09)
Free Throw Attempts	4, vs Alcorn State (11-15-09)
Rebounds	2, ETSU (11-22-09)
Assists	1, 3 times, vs WKU (11-27-09)
Steals	1, vs Alcorn State (11-15-09)
Turnovers	4, vs Alcorn State (11-15-09)
Fouls	2, ETSU (11-22-09)
Minutes	13, 2 times, ETSU (11-22-09)

AS A SOPHOMORE (2009-10)

Inman played in games last year scoring four points and grabbing five rebounds. Inman spent the later half of the season focusing on her studies.

AS A FRESHMAN (2008-09)

Considered one of the best outside shooters from the state of Arkansas in several seasons, Inman has the opportunity to follow in the footsteps of some of the great Natural State prep stars.

She took her first steps toward that goal playing in 30 games last year averaging 10.5 minutes per game. Inman showed off her skills in a season/career-best game against Stetson in December. She scored 11 points, had four rebounds, four assists, one block, three three-pointers and hit four field goals, all of which are personal bests as a collegiate player. Inman had a season/career-best three steals against Mississippi Valley.

AT CARLISLE

With more than 2,000 points in her career at Carlisle, Inman was four-time all-district and four-time all-state player for Coach Toby Tevebaugh. Leading Carlisle to back-to-back state titles, she closed her high school career where her college career will start, playing in the Arkansas Activities Association's All-Star game at Walton Arena. She was a two-time first-team pick by the Arkansas Democrat-Gazette as a junior and senior, and was named the Democrat-Gazette's Super Sophomore team. As a senior, she averaged 20

SEASON/CAREER STATS

YEAR	GP/GS	MIN/AVG	FG-FGA	PCT	FG-FGA	PCT	FT-FTA	PCT	OFF	DEF	TOT	AVG	PF	FO	AST	TO	BLK	STL	PTS	AVG
2008-09	30/0	314/10.5	18-81	.222	15-60	.250	6-7	.857	2	25	27	0.9	22	0	28	16	5	13	57	1.9
2009-10	7/0	42/6.0	0-1	.000	0-0	.000	4-7	.571	0	5	5	0.7	4	0	3	7	0	1	4	0.6
TOTAL	37/0	356/9.6	18-82	.220	15-60	.250	10-14	.714	2	30	32	0.9	26	0	31	23	5	14	61	1.6

SEC STATS

YEAR	GP/GS	MIN/AVG	FG-FGA	PCT	FG-FGA	PCT	FT-FTA	PCT	OFF	DEF	TOT	AVG	PF	FO	AST	TO	BLK	STL	PTS	AVG
2008-09	13/0	110/8.5	5-24	.208	3-13	.231	2-2	1.000	0	11	11	0.8	8	0	5	6	0	3	15	1.2
TOTAL	13/0	110/8.5	5-24	.208	3-13	.231	2-2	1.000	0	11	11	0.8	8	0	5	6	0	3	15	1.2

GAME-BY GAME

SOPHOMORE SEASON (2009-10)

OPP	MIN	FG-FGA	3FG-FGA	FT-FTA	REB	A	BLK	STL	PTS
vs Alcorn State	13	0-0	0-0	2-4	0	1	0	1	2
at SMU	2	0-0	0-0	0-0	0	0	0	0	0
ETSU	13	0-1	0-0	2-2	2	1	0	0	2
vs IONA	4	0-0	0-0	0-0	0	0	0	0	0
vs WKU	4	0-0	0-0	0-1	1	1	0	0	0
at N'Western	4	0-0	0-0	0-0	1	0	0	0	0
vs UTSA	2	0-0	0-0	0-0	1	0	0	0	0
Totals	42	0-1	0-0	4-7	5	3	0	1	4

FRESHMAN SEASON (2008-09)

OPP	MIN	FG-FGA	3FG-FGA	FT-FTA	REB	A	BLK	STL	PTS
LA-MONROE	18	0-4	0-3	0-0	2	1	1	1	0
HIGH POINT	13	2-4	2-4	0-0	0	1	0	0	6
SMU	3	0-1	0-1	0-0	0	0	0	0	0
N'Western	12	1-3	1-3	1-2	1	2	1	0	4
vs Oregon St.	10	0-4	0-4	0-0	0	2	0	1	0
vs Pacific	23	1-6	1-5	1-1	0	1	1	1	4
at Memphis	9	0-4	0-3	0-0	0	1	0	0	0
vs MVSU	15	2-5	2-5	0-0	1	3	0	3	6
at Kansas State	2	0-0	0-0	0-0	0	0	0	0	0
NO. DAKOTA	11	0-1	0-1	0-0	0	2	0	0	0
DARTMOUTH	6	0-1	0-1	0-0	1	1	0	0	0
MISSOURI	9	0-0	0-0	0-0	1	0	0	0	0
W. ILLINOIS	24	2-7	2-6	2-2	4	3	1	1	8
STETSON	21	4-6	3-5	0-0	4	4	1	1	11
at Texas Tech	16	0-6	0-3	0-0	1	2	0	2	0
LSU	11	1-3	0-1	0-0	2	0	0	1	2
at Kentucky	10	0-0	0-0	0-0	1	1	0	0	0
AUBURN	13	0-5	0-3	2-2	2	1	0	0	2
TENNESSEE	4	0-0	0-0	0-0	0	0	0	0	0
at Miss State	10	0-1	0-0	0-0	0	1	0	1	0
FLORIDA	16	1-6	1-3	0-0	2	0	0	0	3
at LSU	4	0-2	0-0	0-0	0	0	0	0	0
at Georgia	7	1-1	1-1	0-0	1	0	0	0	3
SO. CAROLINA	5	1-3	0-2	0-0	0	0	0	0	2
OLE MISS	3	0-0	0-0	0-0	1	0	0	0	0
at Florida	3	0-0	0-0	0-0	0	0	0	0	0
ALABAMA	4	1-1	1-1	0-0	0	1	0	0	3
at Auburn	20	0-2	0-2	0-0	2	1	0	1	0
OKLA. STATE	4	0-2	0-2	0-0	0	0	0	0	0
at Kansas	8	1-3	1-1	0-0	1	0	0	0	3
Totals	314	18-81	15-60	6-7	27	28	5	13	57

CAREER HIGHS

POINTS	11 vs. Stetson, 12-3-08
FGM	4 vs. Stetson, 12-3-08
FGA	7 vs. WIU, 12-29-08
3PTM	3 vs. Stetson, 12-3-08
3PTA	6 vs. WIU, 12-29-08
FTM	2 vs. Alcorn State, 11-15-09*
FTA	4 vs. Alcorn State, 11-15-09
REBOUNDS	4 vs. Stetson, 12-3-08
ASSISTS	4 vs. Stetson, 12-3-08
BLOCKED SHOTS	1 vs. Stetson, 12-3-08*
STEALS	3 vs. MVSU, 12-5-08

*Most Recent



ppg, 5 rpg, 8 apg and 6 spg, including 18 in the title game as the Bison defeated Augusta, 55-41. As a junior, she averaged 18 ppg, 5 rpg and 6 apg to lead CHS to the state title in 2007. She averaged 20 ppg as a sophomore and 17 ppg as a freshman. During her sophomore season, Inman paced Carlisle into the state semifinals after winning the 6AA South title with 17 ppg and 5 rpg. A veteran of state AAU basketball, Inman played last season for Coach Benny Brown's squad that won the 2007 Junior Olympic national title. In addition to earning letters in track, she is a three-year letterwinning cheerleader and served one season as the captain of the squad. Inman is a honors student at CHS, hoping to follow in her father and grandfather's footsteps to become a dentist after completing her degree at Arkansas.

PERSONAL

Born Julie Anne Inman on May 18, 1989, she is the daughter of Tommy and Cindy Inman of Carlisle. She has a pair of younger siblings, sister Jana and brother Tommy. The salutatorian of her graduating class, the varsity cheerleading captain lists shopping and hunting as her hobbies. She is majoring in biology to prepare to become a third-generation dentist.

KEIRA PEAK

#1

5-9 || FR || FORWARD || CLYATTVILLE, GEORGIA/LOWNDES HS



PIG TAILS

NAME	Keira Shauntae Peak
BORN	May 17, 1991
MAJOR	Business



WHAT COACH SAYS

We are ecstatic about signing Keira. This is a young lady who never played on the summer club circuit and therefore has never been listed in any of the recruiting publications. In the end, that worked to our benefit because no one saw her until late her senior year. Georgia and Auburn saw her at the same time and all three of us offered her. If Keira played on a high-profile AAU team, she would be listed in the top 50 in the country. Her athleticism is off the charts. She won the Georgia state high jump championship as a junior jumping 5-6. She just missed a dunk in a high school game this season and can easily dunk a volleyball. Her vertical has never been tested but we are guessing its 36" or better. Athleticism aside, she is a warrior on the court and her basketball skills are

improving daily. We anticipate her playing at the forward position and immediately impacting us as a rebounder and a great defender. She is just a great young lady, high in character with a great work ethic.

AT LOWNDES HS

Keira Peak is a first-team all-state selection from Clyatville, Ga. (near Valdosta). Listed as a power or strong forward for Lowndes High School, Peak played in 29 games averaging 22.0 ppg as a senior. Her career numbers include 83 games, 18.0 ppg, 3.0 apg and 12.0 rpg in four seasons.

In addition to her all-state honor, Peak most recently earned MVP honors at the North-South All-Star game. She is a first-team all-region selection as a senior af-

ter earning first-team honors as a junior.

Peak paced the Lowndes Vikettes to three consecutive 22+ win seasons and scored more than 1,200 career points. She grabbed more than 800 career rebounds and had 200+ steals.

In addition to basketball, Peak was a four-year letterwinner in track and a one-year letterwinner in softball.

PERSONAL

Keira Shauntae Peak was born May 17, 1991, and is the daughter of Carol Jacobs of Valdosta, Ga. Peak has three older siblings, Tony, Kenneth and Keia, and plans to major in business at Arkansas.

CAROLINE POWELL

#23

5-9 || SR || GUARD || CONWAY, ARKANSAS/CONWAY HS/SHELTON STATE CC



PIG TAILS

NAME	Caroline Lindsey Powell
BORN	March 19, 1988
MAJOR	Biomechanical Engineering

2009-10 SEASON HIGHS

Rebounds	1, at #20 Georgia (2-18-10)
Minutes	2, at #20 Georgia (2-18-10)

AS A JUNIOR (2009-10)

Caroline Powell waited a year and a half to suit up for the Razorbacks. A junior college transfer, Powell joined the Razorbacks in 2008-09 as a manager and then a practice player. She became eligible to play in January 2010. Powell saw action in one game getting into the lineup for two minutes at No. 24 Georgia in the final game of the regular season. She grabbed one rebound while on the floor.

PRIOR TO ARKANSAS

Powell attended Shelton State Community College in Tuscaloosa, Ala., graduating with an A.A. degree in arts in 2008. While at Shelton State, Powell helped her team to a pair of conference titles and a No. 1 ranking in the nation on offense in 2006-07. Powell played to a 62-9 record in two seasons and was an All-Star game participant in 2007-08.

SEASON/CAREER STATS

YEAR	GP/GS	MIN/AVG	FG-FGA	PCT	FG-FGA	PCT	FT-FTA	PCT	OFF	DEF	TOT	AVG	PF	FO	AST	TO	BLK	STL	PTS	AVG
2009-10	1/0	2/2.0	0-0	.000	0-0	.000	0-0	.000	0	1	1	1.0	0	0	0	0	0	0	0	0.0
TOTAL	1/0	2/2.0	0-0	.000	0-0	.000	0-0	.000	0	1	1	1.0	0	0	0	0	0	0	0	0.0

SEC STATS

YEAR	GP/GS	MIN/AVG	FG-FGA	PCT	FG-FGA	PCT	FT-FTA	PCT	OFF	DEF	TOT	AVG	PF	FO	AST	TO	BLK	STL	PTS	AVG
2009-10	1/0	2/2.0	0-0	.000	0-0	.000	0-0	.000	0	1	1	1.0	0	0	0	0	0	0	0	0.0
TOTAL	1/0	2/2.0	0-0	.000	0-0	.000	0-0	.000	0	1	1	1.0	0	0	0	0	0	0	0	0.0



GAME-BY GAME

JUNIOR SEASON (2009-10)

OPP	MIN	FG-FGA	3FG-FGA	FT-FTA	REB	A	BLK	STL	PTS
at #24 Ga.	2	0-0	0-0	0-0	1	0	0	0	0
Totals	2	0-0	0-0	0-0	1	0	0	0	0

CAREER HIGHS

REBOUNDS	1 at #20 Georgia (2-28-10)
MINUTES	2 at #20 Georgia (2-28-10)

AT CONWAY

Powell was a three-sport athlete for the Conway High Wampus Cats, playing volleyball, basketball and participating in golf. Powell battled injuries in high school but earned all-conference honorable mention while playing in just five games as a senior.

PERSONAL

Caroline Lindsey Powell was born March 19, 1988, in Little Rock, Ark. Parents Don and Vanessa Powell currently reside in Conway, Ark. She has two younger siblings; sister, Kelsey and brother, Kipley. Powell is a chemistry major at Arkansas.

SKYE REES

#15

6-3 || SR || CENTER || DROUIN, VICTORIA/DROUIN HS/NE OKLAHOMA A&M



PIG TAILS

NAME	Skye Janelle Rees
BORN	Jan. 10, 1989
MAJOR	Child Development

2009-10 SEASON HIGHS

Points	10, 2 times, at Georgia (02-28-10)
Field Goals Made	4, 2 times, at Georgia (02-28-10)
Field Goal Attempts	9, 3 times, at Georgia (02-28-10)
3-Point Field Goals Made	2, 5 times, at Ga. (02-28-10)
3-Point FG Attempts	6, Georgia (1-17-10)
3-Pt FG Pct	.667 (2-3), 3 times, Alabama (02-21-10)
Free Throws Made	2, 2 times, LSU (1-7-10)
Free Throw Attempts	4, ETSU (11-22-09)
Rebounds	7, at Tennessee (02-04-10)
Assists	3, ETSU (11-22-09)
Steals	1, 6 times, at Auburn (02-11-10)
Blocked Shots	4, at Tennessee (02-04-10)
Turnovers	3, SHSU (12-29-09)
Fouls	4, 2 times, at Georgia (02-28-10)
Minutes	22, at Tennessee (02-04-10)

AS A JUNIOR (2009-10)

It's never easy for a new player to step in and play in her first season with a team – especially in the SEC – but Skye Rees became a go-to player for Arkansas as a first-year junior. Rees finished her first year with the Razorbacks averaging 3.4 ppg and 1.7 rpg improving with each contest. Coming in from the bench at the first of the year, Rees worked her way into the starting lineup for the first time against No. 20 Vanderbilt. She earned the start, in part, to a break-out game at No. 25 Kentucky where she posted a career-best 10 points in 16 minutes. Rees started eight of the last 10 games shooting over 36 percent. She matched her career-best with 10 points at No. 24 Georgia in the final game of the regular season.

AT NE OKLAHOMA A&M

Rees played all 33 games in 2008-09 for the Lady Norse, averaging 16.9 ppg and 6 rpg as NEO went 24-9. Rees hit 49% from the field and 78 percent from the line for coach Jim Rowland. Rees was named to the first-team Bi-State East squad as the Lady Norse went 46-16 in her two years at Northeastern A&M. She poured in a JUCO career-high 30 points against Northern Oklahoma-Enid in 2008-09. As a fresh-

SEASON/CAREER STATS

YEAR	GP/GS	MIN/AVG	FG-FGA	PCT	FG-FGA	PCT	FT-FTA	PCT	OFF	DEF	TOT	AVG	PF	FO	AST	TO	BLK	STL	PTS	AVG
2009-10	26/8	295/11.3	33-88	.375	17-50	.340	5-9	.556	15	28	43	1.7	29	0	9	18	16	6	88	3.4
TOTAL	26//8	295/11.3	33-88	.375	17-50	.340	5-9	.556	15	28	43	1.7	29	0	9	18	16	6	88	3.4

SEC STATS

YEAR	GP/GS	MIN/AVG	FG-FGA	PCT	FG-FGA	PCT	FT-FTA	PCT	OFF	DEF	TOT	AVG	PF	FO	AST	TO	BLK	STL	PTS	AVG
2009-10	15/7	188/12.5	25-60	.417	13-33	.394	3-5	.600	12	21	33	2.2	19	0	1	12	11	4	66	4.4
TOTAL	15/7	188/12.5	25-60	.417	13-33	.394	3-5	.600	12	21	33	2.2	19	0	1	12	11	4	66	4.4

GAME-BY GAME

JUNIOR SEASON (2009-10)

OPP	MIN	FG-FGA	3FG-FGA	FT-FTA	REB	A	BLK	STL	PTS
vs Alcorn St.	7	1-1	0-0	0-0	2	1	0	0	2
ETSU	9	1-4	1-4	2-4	0	3	1	0	5
vs IONA	10	0-2	0-0	0-0	2	1	0	0	0
vs WKU	3	0-1	0-1	0-0	0	0	0	0	0
at #20 Okla.	12	1-2	1-2	0-0	0	1	1	0	3
COPIPIN ST.	14	1-4	0-1	0-0	2	2	0	0	2
at N'western	10	1-3	1-3	0-0	0	0	0	1	3
vs DePaul	10	1-3	0-0	0-0	0	0	0	1	2
vs VCU	12	1-3	1-3	0-0	1	0	0	0	3
SHSU	9	1-2	0-1	0-0	2	0	2	0	2
#11/12 LSU	11	2-4	2-3	2-2	2	0	0	1	8
at Ole Miss	3	0-0	0-0	0-0	0	0	0	0	0
MISS ST.	9	1-3	0-1	0-0	2	0	1	0	2
#6 GEORGIA	20	3-9	2-6	0-1	2	0	2	1	8
at #20/18 Ky.	16	4-5	2-3	0-0	2	0	1	1	10
at Alabama	20	2-6	1-3	0-0	5	0	0	0	5
#24 VU	9	1-1	0-0	0-0	0	0	0	0	2
at #5 #5 Tenn.	22	1-9	1-3	0-0	7	1	4	0	3
#20/18 KY.	14	0-2	0-2	1-2	2	0	1	0	1
Totals	220	22-64	12-36	5-9	32	8	12	5	61

CAREER HIGHS

POINTS	10 at #20 Georgia, 2-28-10*
FGM	4 at #20 Georgia, 2-28-10*
FGA	9 at #20 Georgia, 2-28-10*
3PTM	2 at #20 Georgia, 2-28-10*
3PTA	6 vs. #6 Georgia, 1-17-10
FTM	2 vs. #11 LSU, 1-7-10*
FTA	4 vs. ETSU, 11-22-09
REBOUNDS	7 at #5 Tennessee, 2-4-10
ASSISTS	3 vs. ETSU, 11-22-09
BLOCKED SHOTS	4 at #5 Tennessee, 2-4-10
STEALS	1 at Auburn, 2-11-10*

*Most Recent



man, Rees averaged 9.5 ppg and 7.8 rpg in 29 games. A 3.5 student in kinesiology, Rees earned Dean's Honor and Phi Theta Kappa academic honors at NEO.

AT DROUIN

Rees played state basketball in the southern state of Victoria from 2003 to 2007. She was a member of the Victoria Under 20 team that won the national tournament in 2007. She also played for the Dandenong Rangers' amateur youth squad, Victoria Country and in the Nunawading leagues. She was the top scorer for the Rangers in 2007, hitting 12.8 ppg the year before she enrolled at Northeastern A&M.

Rees also played for Vic Country in the U18 Australian National Junior Championships, with a highlight game of a 12 point-11 rebound double in the final rounds

of the national tournament. She was among the top rebounders at the 2006 national juniors. Rees was in the Australian junior camp in 2004 and 2005, and toured the U.S. in the fall of 2006 as a member of Melbourne Roos. Her highlight of the 11-game tour against west coast Division I teams was a team high 13 in the Roos exhibition at then top 15-ranked Cal.

PERSONAL

Born Jan. 10, 1989, Skye Janelle Rees is one of four children to Glen and Wilma Rees. Her siblings include Keira, Calvin and Stephanie.

BRITTNEY RICHARDSON

5-11 || SR || CENTER || MOUNTAIN HOME, ARKANSAS/MOUNTAIN HOME HS

#24



PIG TAILS

NAME	Brittney ann Richardson
BORN	Oct. 13, 1988
MAJOR	Kinesiology

2009-10 SEASON HIGHS

Points	10, SHSU (12-29-09)
Field Goals Made	2, 3 times, SHSU (12-29-09)
Field Goal Attempts	7, SHSU (12-29-09)
3-Point FG Made	1, 2 times, at N'Western (12-17-09)
3-Point FG Att.	3, 3 times, at N'Western (12-17-09)
Free Throws Made	6, SHSU (12-29-09)
Free Throw Attempts	6, SHSU (12-29-09)
FT Pct (min 3 made)	1,000 (6-6), SHSU (12-29-09)
Rebounds	1, 2 times, Vanderbilt (1-31-10)
Assists	2, SHSU (12-29-09)
Steals	1, 2 times, Coppin State (12-8-09)
Blocked Shots	2, SHSU (12-29-09)
Turnovers	2, SHSU (12-29-09)
Fouls	1, SHSU (12-29-09)
Minutes	19, SHSU (12-29-09)

AS A JUNIOR (2009-10)

Brittney Richardson battled injury and illness as a junior in 2009-10. The Mountain Home, Ark., product played in 12 games last year after being sidelined by a back injury at the mid-point of the season. She missed five games in January returning for against No. 20 Vanderbilt in the last game of the month. It would also be her last game as she had surgery on a non-athletic illness.

During her time in the lineup, Richardson scored 23 points and had a pair of rebounds. She hit seven field goals, two from three-point range, and was a perfect 7-for-7 from the line, including a 6-for-6 night against Sam Houston State.

AS A SOPHOMORE (2008-09)

Richardson is a versatile inside-outside player with the ability to shoot the three or bang around down low for Arkansas. She showed that versatility as a sophomore playing in all 29 games averaging nearly 11 minutes per contest. Richardson posted a career-best 18 points at Texas Tech and posted a season-high three rebounds in three different games in 2008-09.

AS A FRESHMAN (2007-08)

Richardson played in 27 of Arkansas' 30 games her freshman season, averaging 3.9 ppg and 0.8 rpg. She joined a short list of Razorbacks to score double digits in their career opener with 10 points off the bench in 12 minutes against Lipscomb. She followed up with a 10-point game against Sam Houston State before her playing time was limited by pain in her right foot. Returned to the court for a four-game stretch against SEC opponents in which she played close to 20 minutes a game and was just shy of 10 ppg. She hit two three-pointers to bookend a nine-point run at Alabama to key

SEASON/CAREER STATS

YEAR	GP/GS	MIN/AVG	FG-FGA	PCT	FG-FGA	PCT	FT-FTA	PCT	OFF	DEF	TOT	AVG	PF	FO	AST	TO	BLK	STL	PTS	AVG
2007-08	27/0	339/12.6	35-94	.372	15-55	.273	20-25	.800	0	21	21	0.8	12	0	17	18	3	6	105	3.9
2008-09	29/0	317/10.9	34-110	.309	21-62	.339	13-21	.619	8	26	34	1.2	27	1	9	17	7	6	102	3.5
2009-10	12/0	61/5.1	7-25	.280	2-15	.133	7-7	1.000	1	1	2	0.2	1	0	3	4	2	2	23	1.9
TOTAL	68/0	717/10.5	76-229	.332	38-132	.288	40-53	.755	9	48	57	0.8	40	1	29	39	12	14	230	3.4

SEC STATS

YEAR	GP/GS	MIN/AVG	FG-FGA	PCT	FG-FGA	PCT	FT-FTA	PCT	OFF	DEF	TOT	AVG	PF	FO	AST	TO	BLK	STL	PTS	AVG
2007-08	13/0	160/12.3	16-44	.364	9-29	.310	6-8	.750	0	9	9	0.7	4	0	6	9	1	2	47	3.6
2008-09	11/0	100/9.1	13-37	.351	6-17	.353	5-6	.833	1	8	9	0.8	10	0	2	5	0	0	37	3.4
2009-10	3/0	6/2.0	0-1	.000	0-1	.000	0-0	.000	1	1	2	0.7	0	0	0	1	0	0	0	0.0
TOTAL	27/0	266/9.9	29-82	.354	15-47	.319	11-14	.786	2	18	20	0.7	14	0	8	15	1	2	84	3.1

GAME-BY GAME

JUNIOR SEASON (2009-10)

OPP	MIN	FG-FGA	3FG-FGA	FT-FTA	REB	A	BLK	STL	PTS
vs Alcorn St.	7	1-1	0-0	0-0	2	1	0	0	2
ETSU	9	1-4	1-4	2-4	0	3	1	0	5
vs IONA	10	0-2	0-0	0-0	2	1	0	0	0
vs WKU	3	0-1	0-1	0-0	0	0	0	0	0
at #20 Okla.	12	1-2	1-2	0-0	0	1	1	0	3
COPPIN ST.	14	1-4	0-1	0-0	2	2	0	0	2
at N'western	10	1-3	1-3	0-0	0	0	0	1	3
vs DePaul	10	1-3	0-0	0-0	0	0	0	1	2
vs VCU	12	1-3	1-3	0-0	1	0	0	0	3
SHSU	9	1-2	0-1	0-0	2	0	2	0	2
#11/12 LSU	11	2-4	2-3	2-2	2	0	0	1	8
at Ole Miss	3	0-0	0-0	0-0	0	0	0	0	0
MISS ST.	9	1-3	0-1	0-0	2	0	1	0	2
#6/6 GEORGIA	20	3-9	2-6	0-1	2	0	2	1	8
at #25 Ky.	16	4-5	2-3	0-0	2	0	1	1	10
at Alabama	20	2-6	1-3	0-0	5	0	0	0	5
#24 VU	9	1-1	0-0	0-0	0	0	0	0	2
at #5 Tenn.	22	1-9	1-3	0-0	7	1	4	0	3
#20/18 KY.	14	0-2	0-2	1-2	2	0	1	0	1
Totals	220	22-64	12-36	5-9	32	8	12	5	61

SOPHOMORE SEASON (2008-09)

OPP	MIN	FG-FGA	3FG-FGA	FT-FTA	REB	A	BLK	STL	PTS
LA-MONROE	8	0-3	0-2	2-2	2	0	0	0	2
HIGH POINT	15	2-6	2-4	0-0	2	0	1	1	6
SMU	16	1-4	0-1	0-0	1	2	1	0	2
N'WESTERN	15	1-4	1-3	0-0	0	0	0	0	3
vs Oregon St.	7	0-0	0-0	0-0	0	0	0	0	0
vs Pacific	12	2-4	1-3	2-4	3	2	1	0	7
at Memphis	16	3-5	2-3	1-2	2	0	2	2	9
vs MVSU	15	1-7	1-5	0-0	3	0	0	0	3
at Kansas St.	5	0-0	0-0	0-0	1	0	0	0	0
N. DAKOTA	14	1-4	1-2	0-2	1	0	1	0	3
DARTMOUTH	7	1-5	1-3	0-0	1	0	0	0	3
MISSOURI	3	1-1	1-1	0-0	0	0	0	0	3
WIU	5	0-1	0-1	0-0	1	0	0	0	0
STETSON	16	0-2	0-2	0-0	2	1	0	1	0
at Texas Tech	24	6-12	5-7	1-2	3	1	1	1	18
LSU	17	3-12	1-4	0-0	1	0	0	0	7
at Kentucky	14	0-2	0-1	0-0	1	0	0	0	0
AUBURN	13	1-5	1-3	0-0	2	0	0	0	3
TENNESSEE	9	1-1	0-0	2-2	1	1	0	0	4
at Miss. St.	6	1-2	0-1	0-0	1	1	0	0	2
FLORIDA	8	2-3	1-1	2-2	0	0	0	0	7
at LSU	7	1-2	0-0	1-2	1	0	0	0	3
at Georgia	2	0-1	0-1	0-0	0	0	0	0	0
at Florida	8	1-2	1-2	0-0	1	0	0	0	3
ALABAMA	2	0-0	0-0	0-0	0	0	0	0	0
at Auburn	14	3-7	2-4	0-0	1	0	0	0	8
vs Ole Miss	9	0-4	0-2	0-0	2	0	0	0	0
OKLA. ST.	15	1-7	0-4	0-0	0	1	0	0	2
at Kansas	15	1-4	0-2	2-3	1	0	0	1	4
Totals	317	34-110	21-62	13-21	34	9	7	6	102

FRESHMAN SEASON (2007-08)

OPP	MIN	FG-FGA	3FG-FGA	FT-FTA	REB	A	BLK	STL	PTS
LIPSCOMB	12	3-5	2-3	2-2	2	1	0	0	10
JACKSON ST.	17	1-4	1-4	2-2	2	2	0	0	5
TULSA	17	2-7	0-3	2-2	0	1	0	0	6
vs Ga. So.	14	1-3	0-0	0-0	1	2	0	0	2
vs New Orleans	15	1-1	0-0	2-2	1	1	0	0	4
at Missouri	2	0-0	0-0	0-0	0	0	0	0	0
SHSU	21	4-8	0-2	2-3	1	1	1	0	10
vs NW St.	6	0-1	0-1	0-0	1	0	0	0	0
ST. LOUIS	13	1-3	0-1	1-2	0	3	1	0	3
MEMPHIS	16	2-6	0-2	3-4	2	0	0	0	7
vs Delaware	8	1-2	1-2	0-0	0	0	0	0	3
vs Marquette	5	1-1	1-1	0-0	1	0	0	1	3
TEXAS TECH	8	0-2	0-2	0-0	0	0	0	0	0
at Ole Miss	1	0-0	0-0	0-0	0	0	0	0	0
at Alabama	16	2-6	2-6	2-2	0	1	0	0	8
FLORIDA	22	5-7	2-3	0-0	0	1	0	1	12
at Tennessee	22	2-7	2-5	0-0	2	1	0	0	6
MISS ST.	13	0-3	0-2	3-4	0	0	0	0	3
at S. Carolina	14	0-2	0-1	0-0	0	0	0	0	0
GEORGIA	7	0-3	0-2	0-0	0	0	0	0	0
AUBURN	3	0-0	0-0	0-0	0	1	0	0	0
at Florida	8	1-2	0-1	0-0	1	0	0	0	2
VANDERBILT	19	3-6	2-5	1-2	1	1	0	0	9
KENTUCKY	4	0-0	0-0	0-0	1	0	0	0	0
at LSU	14	1-3	0-0	0-0	3	0	0	0	2
at Auburn	17	2-5	1-4	0-0	1	1	1	1	5
vs Auburn	25	2-7	1-5	0-0	1	0	0	3	5
Totals	339	35-94	15-55	20-25	21	17	3	6	105



Arkansas' first SEC win of the season. She backed it up the next game with her best offensive night of the year, hitting 5-of-7 from the field including 2-of-3 from the arc for 12 points in 22 minutes against Florida.

AT MOUNTAIN HOME

Richardson split her prep playing career in Arkansas between Izard County where she started her first two seasons and at Mountain Home where she played her senior season. As a senior, the 5-11 big guard averaged 24.7 ppg and 11.8 rpg for the Lady Bombers of Mountain Home.

CAREER HIGHS

POINTS	18 at Texas Tech, 1-3-09
FGM	8 vs. SHSU, 12-4-07
FGA	12 vs. LSU, 1-3-09
3PTM	5 vs. Texas Tech, 1-3-09
3PTA	7 vs. Texas Tech, 1-3-09
FTM	6 vs. SHSU, 12-29-09
FTA	6 vs. SHSU, 12-29-09
REBOUNDS	4 vs. Ga. Southern, 11-23-07
ASSISTS	3 vs. St. Louis, 12-5-07
BLOCKED SHOTS	2 vs. SHSU, 12-29-09*
STEALS	3 vs. No. 3 Auburn, 3-6-08
	*Most Recent

Named all-state in the 6A division and to the first-team all-state team selected by the Arkansas Democrat-Gazette, Richardson helped lead the Lady Bombers to a 20-9 record and a berth in the state final four. Her previous seasons were at Izard County where she averaged 21.8 ppg and 6.8 rpg as a sophomore. Twice named the Jonesboro Sun's player of the week, she had 1,782 career points in her seasons at Izard County. Averaging 27.1 ppg as a junior, Richardson broke the school record for single season scoring and came within 33 points of a 1,000-point year. An all-state selection and Arkansas Athletes Outreach Top 25 camp participant, Richardson had career highs of 40 points and 18 rebounds. Richardson graduated with a perfect 4.0 GPA for her combined high school career.

PERSONAL

Born Brittney Ann Richardson on Oct. 13, 1988, she is the daughter of Mike and Sherry Richardson of Salem, Ark. She has a younger brother, Dane, and younger sister, Taylor.

C'EIRA RICKETTS

#22

5-9 || JR || GUARD || LOUISVILLE, KENTUCKY/FAIRDALE HS



PIG TAILS

NAME	C'eira Nicole Ricketts
BORN	Feb. 22, 1990
MAJOR	Kinesiology

2009-10 SEASON HIGHS

Points	18, vs VCU (12-21-09)
Field Goals Made	8, 3 times, vs VCU (12-21-09)
Field Goal Attempts	16, at Oklahoma (12-05-09)
FG Pct	.800 (8-10), Coppin State (12-8-09)
3-Point Field Goals Made	1, 7 times, at LSU (2-25-10)
3-Point FG Attempts	3, 2 times, Alabama (02-21-10)
Free Throws Made	5, at Oklahoma (12-05-09)
Free Throw Attempts	8, vs WKU (11-27-09)
FT Pct (min 3 made)	.833 (5-6), at Oklahoma (12-05-09)
Rebounds	9, 2 times, at Alabama (01-24-10)
Assists	7, 4 times, at LSU (2-25-10)
Steals	5, 2 times, at Tennessee (02-04-10)
Blocked Shots	4, vs Alcorn State (11-15-09)
Turnovers	6, 4 times, Ole Miss (02-18-10)
Fouls	5, at Oklahoma (12-05-09)
Minutes	42, at Alabama (01-24-10)

AS A SOPHOMORE (2009-10)

No player started the season with higher expectations or a bigger target on her head than C'eira Ricketts. The reigning Southeastern Conference Freshman of the Year and pre-season all-conference selection, Ricketts was asked to lead a young team with a new philosophy – get the ball inside. She stepped to the challenge and finished in the top three at Arkansas with 9.7 ppg and 5.0 rpg while starting all 30 contests. Ricketts opened the season with a career-best four blocks in a win over Alcorn State and tied her career-best with eight field goals in three games as a sophomore. She went a season-best 5-for-6 from the line at #18 Oklahoma, grabbed a season-best nine boards twice and had seven assists in four different games.

Ricketts dropped in a season-high 18 points against Sam Houston State for one of her 15 games in double-digits. She lead the team with 4.0 apg.

AS A FRESHMAN (2008-09)

Ricketts became a marquee player for Arkansas last year. The SEC Co-Freshman of the Year and the Associated Press SEC Newcomer of the Year, Ricketts added selection to the Full Court Press Freshman All-America Team.

Ricketts led Arkansas in scoring, assists and steals as the Razorbacks went 18-14 and returned to the postseason for the first time since 2005. Averaging 12.6 ppg, 6.3 rpg, 3.9 apg and 2.6 spg, Ricketts became the first player in Razorback women's basketball history to record a triple double. The 5-8 Louisville, Ky., product scored 14 points with 13 rebounds and 12 assists against SEC Champion Auburn in January.

A five-time pick as the SEC Freshman of the Week, Ricketts was named second team All-SEC by the league coaches and honorable mention All-SEC by the AP writers. Ricketts was the top scoring freshman in the SEC for most of the season, and led the league in steals. Along with her triple, the freshman had four more double-double games with over 10 points

SEASON/CAREER STATS

YEAR	GP/GS	MIN/AVG	FG-FGA	PCT	FG-FGA	PCT	FT-FTA	PCT	OFF	DEF	TOT	AVG	PF	FO	AST	TO	BLK	STL	PTS	AVG
2008-09	28/26	900/32.1	140-331	.423	9-48	.188	69-94	.734	54	125	179	6.4	50	0	107	73	14	77	358	12.8
2009-10	30/30	1007/33.6	127-313	.406	7-32	.219	29-55	.527	52	99	151	5.0	53	1	121	95	23	73	290	9.7
TOTAL	58/56	1907/32.9	267-644	.415	16-80	.200	98-149	.658	106	224	330	5.7	103	1	228	168	37	150	648	11.2

SEC STATS

YEAR	GP/GS	MIN/AVG	FG-FGA	PCT	FG-FGA	PCT	FT-FTA	PCT	OFF	DEF	TOT	AVG	PF	FO	AST	TO	BLK	STL	PTS	AVG
2008-09	12/12	408/34.0	54-136	.397	4-22	.182	26-36	.722	18	53	71	5.9	23	0	49	39	6	25	138	11.5
2009-10	16/16	557/34.8	61-167	.365	5-22	.227	12-24	.500	23	59	82	5.1	29	0	66	45	10	33	139	8.7
TOTAL	28/28	965/34.5	115-303	.380	9-44	.205	38-60	.633	41	112	153	5.5	52	0	115	84	16	58	277	9.9

GAME-BY GAME

SOPHOMORE SEASON (2009-10)

OPP	MIN	FG-FGA	3FG-FGA	FT-FTA	REB	A	BLK	STL	PTS
vs Alcorn St.	27	0-5	0-0	1-2	5	2	4	2	11
at SMU	31	5-10	1-1	0-2	2	5	1	3	11
ETSU	20	3-6	0-0	2-2	2	2	0	3	8
vs IONA	34	5-10	0-0	0-0	5	4	0	4	10
vs WKU	33	3-8	0-0	4-8	1	5	2	1	10
KANSAS ST.	35	8-15	0-0	0-1	5	6	0	2	16
at #20 Okla.	35	5-16	0-1	5-6	2	4	0	4	15
COPPIN ST.	32	8-10	0-0	1-2	4	4	1	4	17
at N'western	31	6-12	0-2	0-2	8	3	1	3	12
vs DePaul	37	4-11	0-0	0-0	6	1	1	3	8
vs UTSA	33	4-8	0-1	1-2	5	6	3	3	9
vs VCU	34	8-13	1-3	1-2	8	3	0	2	18
SHSU	27	5-12	0-0	2-2	8	5	0	3	12
FLORIDA	34	5-13	0-2	1-2	4	2	0	2	11
#11/12 LSU	27	2-7	0-1	1-2	3	4	1	2	5
at Ole Miss	38	4-10	1-2	0-0	3	7	1	1	9
MISS ST.	32	1-11	0-2	2-3	4	7	0	5	2
#6 GA	31	1-8	0-2	0-0	4	7	0	5	2
at #25 Ky.	36	5-14	1-2	1-2	9	2	0	2	12
at Alabama	42	6-14	0-1	3-6	9	3	0	1	15
#24 VU	39	3-11	0-1	2-3	4	5	3	2	8
at #5 Tenn.	31	6-15	1-2	0-0	5	3	1	5	13
#20/18 KY	36	3-9	0-1	2-3	4	3	1	2	8
at Auburn	37	7-11	0-0	0-1	8	7	2	2	14
at S. Carolina	35	8-11	0-0	0-0	4	2	0	0	12
OLE MISS	36	3-9	0-0	0-2	6	5	2	1	6
ALABAMA	35	3-12	1-3	0-0	2	4	0	3	7
at #20 LSU	33	4-7	1-2	0-0	2	7	0	2	9
at #24 Ga.	35	2-5	0-1	0-0	7	1	0	2	4
vs Vanderbilt	41	2-10	0-2	0-0	8	5	0	3	4

Totals 1007 127-313 7-32 29-55 151 121 23 73 290

FRESHMAN SEASON (2008-09)

OPP	MIN	FG-FGA	3FG-FGA	FT-FTA	REB	A	BLK	STL	PTS
LA-MONROE	24	5-11	0-3	4-6	7	1	0	5	14
HIGH POINT	18	5-9	0-1	0-0	7	2	2	5	10
SMU	30	7-13	0-4	4-5	3	2	0	2	18
N'WESTERN	34	2-9	0-0	6-7	9	1	1	4	10
vs Oregon St.	33	8-19	0-2	1-1	5	1	2	4	17
vs Pacific	24	5-9	1-1	1-2	4	5	0	3	12
at Memphis	37	7-14	0-0	1-2	10	3	0	5	15
vs MVSU	16	1-3	0-0	0-0	4	1	0	1	2
at Kansas St.	31	8-11	2-2	0-2	2	2	1	0	18
N. DAKOTA	31	6-9	1-1	3-4	7	8	1	1	16
DARTMOUTH	36	6-10	1-2	6-6	9	4	0	3	19
MISSOURI	34	8-11	1-2	5-5	6	1	0	3	22
WIU	30	5-11	1-4	3-6	8	6	0	6	14
STETSON	21	2-7	0-3	1-3	4	5	0	2	5
at Texas Tech	32	4-11	0-1	5-6	9	3	1	1	13
LSU	31	2-7	1-2	0-0	5	1	2	1	5
at Kentucky	29	5-14	1-5	2-2	2	1	0	2	13
AUBURN	38	7-14	0-2	0-2	13	12	1	2	14
TENNESSEE	35	8-19	0-2	6-6	9	6	1	3	22
at Miss St.	32	6-14	0-2	1-2	4	3	0	4	13
at Vanderbilt	40	5-18	1-4	4-7	7	4	1	3	17
FLORIDA	33	5-9	0-0	4-7	2	7	0	2	14
at LSU	36	5-11	1-2	0-0	6	4	0	1	11
at Georgia	35	4-12	1-4	4-6	5	10	0	3	13
S. CAROLINA	36	3-10	0-1	3-4	5	7	0	3	6
OLE MISS	37	5-7	0-0	5-9	12	5	1	1	13
at Florida	38	3-8	0-0	5-9	12	5	1	1	11
ALABAMA	34	2-7	0-1	4-6	10	2	0	2	8
at Auburn	27	1-6	0-0	0-0	3	0	0	1	2
vs Ole Miss	38	8-13	0-0	0-0	10	8	0	2	16
OKLA. ST.	37	4-19	0-2	1-3	6	4	1	4	9
at Kansas	33	4-17	0-0	2-2	4	4	0	2	10

Totals 1020 156-365 12-54 78-111 202 125 16 82 402

CAREER HIGHS

POINTS	22 vs. No. 10 UT, 1-22-09*
FGM	8 vs. VCU, 12-21-09*
FGA	19 vs. Ok. St., 2-23-09*
3PTM	2 vs. KSU, 12-6-08
3PTA	5 vs. Ky, 1-11-09
FTM	6 at No. 20 VU, 1-29-09*
FTA	9 at No. 15 Fla., 2-19-09
REBOUNDS	13 vs. No. 6 Auburn, 1-18-09
ASSISTS	12 vs. No. 6 Auburn, 1-18-09
BLOCKED SHOTS	4 vs. Alcorn State, 11-15-09
STEALS	6 vs. WIU, 12-29-09

*Most Recent



scoring and 10 rebounds. From her point guard position, Ricketts was Arkansas' second leading rebounder.

Ricketts expanded her experience over the summer winning a gold medal with the U19 USA Women's Basketball team in Bangkok, Thailand.

AT FAIRDALE

A six-year starter for the Louisville, Ky., area high school, Ricketts led Fairdale High to back-to-back district championships and a 2007 regional runner-up finish. She averaged 20 ppg her senior year, picking up her fourth career quadruple double along the way. For her career, Ricketts scored 3,113 points to rank 11th all-time in Kentucky girls' basketball history. She added 1,124 rebounds and 614 assists. Ricketts almost had a triple-K with 914 steals, which ranks second all-time among Blue Grass state prep girls. Against Pleasure Ridge Park as the 5-9 point guard had a quadruple double with 21 points, 17 rebounds, 10 assists and 10 steals in the Sixth Region Tournament. She was within three blocked shots of an almost unheard of quintuple. Ricketts had a near miss at a second quad that season, turning in 29 points, 13 steals, 12 boards and eight assists against Southern, but had four in her six-year varsity career. The Fairdale point guard picked up several triple double games

including 19 points, 18 rebounds and 10 steals with Bullitt Central. Among her top scoring games was a 35 point effort a 75-56 win by the Lady Bulldogs over Bullitt East. As a junior, Ricketts averaged 18.9 ppg to move into top 30 in points scored for all high school players in Kentucky. Ricketts broke onto the Louisville area scene as a 15 ppg seventh grader for Fairdale, averaging 20 ppg as an eighth grader. For Coach Larry Brunner, Ricketts averaged 21.5 ppg and 8.1 rpg her sophomore year to pace the Bulldogs to a 20-10 mark. She was also voted the homecoming queen for FHS as a senior. Ricketts closed her career with a pair of all-star appearances. Ricketts scored 23 points to lead her home state team in the Ohio-Kentucky All-Star game in early April. She is also one of 12 players selected to represent the state of Kentucky at the annual two-game series against the Indiana All-Stars this June. Ricketts was picked as one of the 10 all-state players by the Kentucky Associated Press.

PERSONAL

Born C'eira Nicole Ricketts on Feb. 22, 1990, she is the daughter of June Kittrell of Louisville, Ky. She has three siblings, Wayne, E'myah and Tevin. She has the distinction of being the first Kentucky prepster to play women's basketball at Arkansas.

DOMINIQUE ROBINSON

6-0 || SO || FORWARD || BATON ROUGE, LOUISIANA/CAPITOL HS

#21



PIG TAILS

NAME	Dominique Jane'e Robinson
BORN	March 18, 1991
MAJOR	Communications

2009-10 SEASON HIGHS

Points	17, ETSU (11-22-09)
Field Goals Made	5, ETSU (11-22-09)
Field Goal Attempts	8, 4 times, vs Vanderbilt (03-04-10)
FG Pct (min 5 made)	.625 (5-8), ETSU (11-22-09)
3-Point Field Goals Made	5, ETSU (11-22-09)
3-Point FG Attempts	7, vs Vanderbilt (03-04-10)
3-Pt FG Pct (min 2 made)	.833 (5-6), ETSU (11-22-09)
Free Throws Made	8, at Alabama (01-24-10)
Free Throw Attempts	8, at Alabama (01-24-10)
FT Pct	1.000 (8-8), 2 times at Alabama (01-24-10)
Rebounds	8, 2 times, at Alabama (01-24-10)
Assists	2, 6 times, at Alabama (01-24-10)
Steals	3, vs Jona (11-26-09)
Blocked Shots	1, 4 times, Georgia (1-17-10)
Turnovers	6, 2 times, vs Vanderbilt (03-04-10)
Fouls	4, at SMU (11-18-09)
Minutes	32, vs Vanderbilt (03-04-10)

AS A FRESHMAN (2009-10)

Dominique Robinson is one of the most athlete members of the Razorback women's basketball team. An intense, quiet player, Robinson saw time in 29 games as a freshman averaging 5.3 ppg and 3.8 rpg. Robinson is a deadly three-point shooter who led the Southeastern Conference in three-point percentage prior to the start of league play. The true freshman went 14-for-33 for 42.4 percent in the opening 12 games. Conference opponents, however, keyed in on Robinson and she went 0-for-18 in SEC games from beyond the arc. Robinson knew it was just a matter of time until she would break out and she did just that hitting four three's in the first round of the SEC Tournament.

The Baton Rouge, La., native posted double-digits four times with a career-best 17 against East Tennessee State. She had 16 in the first round of the SEC tournament against Vanderbilt. Robinson had a career-best eight boards twice in 2009-10.

AT CAPITOL

Robinson was the final spring signee for Razorback basketball team. The 6-0 Louisiana player of the year for Class AAA is a playmaker with size. At 6-0 and with a 20-point-per-game touch, Robinson gives the Razorbacks tremendous flexibility in how she is used in the offense.

SEASON/CAREER STATS

YEAR	GP/GS	MIN/AVG	FG-FGA	PCT	FG-FGA	PCT	FT-FTA	PCT	OFF	DEF	TOT	AVG	PF	FO	AST	TO	BLK	STL	PTS	AVG
2009-10	29/0	602/20.8	46-136	.338	18-58	.310	43-54	.796	42	69	111	3.8	29	0	19	49	4	17	153	5.3
TOTAL	29/0	602/20.8	46-136	.338	18-58	.310	43-54	.796	42	69	111	3.8	29	0	19	49	4	17	153	5.3

SEC STATS

YEAR	GP/GS	MIN/AVG	FG-FGA	PCT	FG-FGA	PCT	FT-FTA	PCT	OFF	DEF	TOT	AVG	PF	FO	AST	TO	BLK	STL	PTS	AVG
2009-10	16/0	284/17.8	12-53	.226	0-18	.000	24-29	.828	21	31	52	3.3	13	0	6	19	3	5	48	3.0
TOTAL	16/0	284/17.8	12-53	.226	0-18	.000	24-29	.828	21	31	52	3.3	13	0	6	19	3	5	48	3.0

GAME-BY GAME

FRESHMAN SEASON (2009-10)

OPP	MIN	FG-FGA	3FG-FGA	FT-FTA	REB	A	BLK	STL	PTS
vs Alcorn St.	24	4-7	0-0	0-0	8	1	1	2	8
at SMU	30	2-5	1-1	2-4	5	0	3	2	7
ETSU	25	5-8	5-6	2-2	7	2	2	2	17
vs IONA	14	3-7	2-3	0-0	4	1	5	3	8
vs WKU	28	3-8	2-6	3-4	7	0	2	1	11
KANSAS ST.	29	1-7	1-4	2-2	2	2	0	0	5
at #20 Okla.	25	0-4	0-2	0-0	2	2	2	0	0
COPPIN ST.	19	4-8	1-2	0-0	4	0	0	0	9
at N'western	20	1-4	0-2	2-3	4	1	4	1	4
vs DePaul	20	1-4	0-2	0-0	2	0	1	1	2
vs UTSA	24	3-6	1-3	0-0	4	2	2	0	7
vs VCU	28	3-7	1-2	4-6	4	2	2	0	11
FLORIDA	26	1-7	0-3	0-0	5	1	2	1	2
#11/12 LSU	21	1-3	0-1	0-0	4	1	6	1	2
at Ole Miss	23	0-3	0-3	0-0	1	0	0	0	0
MISS ST.	22	0-4	0-2	6-7	6	1	1	0	6
#6 GA	11	0-2	0-1	3-4	4	0	0	1	3
at #25 Ky.	20	0-2	0-0	2-2	3	0	1	0	2
at Alabama	21	0-2	0-1	8-8	8	2	1	0	8
#24 VU	24	3-7	0-2	0-0	4	0	2	1	6
at #5 Tenn.	11	0-1	0-0	0-0	1	0	0	0	0
#20/18 KY	15	1-4	0-0	1-2	3	0	0	0	3
at Auburn	8	1-1	0-0	0-0	0	0	0	0	2
at S. Carolina	13	0-2	0-1	2-2	2	0	2	0	2
OLE MISS	4	0-1	0-0	0-0	0	0	0	0	0
ALABAMA	22	1-6	0-3	2-4	5	1	2	1	4
at #20 LSU	28	3-4	0-0	0-0	4	0	0	0	6
at #24 Ga.	15	1-4	0-1	0-0	2	0	2	0	2
vs Vanderbilt	32	4-8	4-7	4-4	6	0	6	0	16
Totals	602	46-136	18-58	43-54	111	19	4	17	153

CAREER HIGHS

POINTS	17 vs. ETSU, 11-22-09
FGM	5 vs. ETSU, 11-22-09
FGA	8 vs. Coppin State, 12-8-09*
3PTM	5 vs. ETSU, 11-22-09
3PTA	6 vs. Western Kentucky, 11-27-09*
FTM	8 at Alabama, 1-24-10
FTA	8 at Alabama, 1-24-10
REBOUNDS	8 at Alabama, 1-24-10*
ASSISTS	2 at Alabama, 1-24-10*
BLOCKED SHOTS	1 vs. #6 Georgia, 1-17-10*
STEALS	3 vs. Iona, 11-26-09

*Most Recent



Recognized as one of the top high school players available during the late signing period, Robinson was ranked highly by All Star Girls Report overall and top 40 in the nation among shooting guards at No. 32.

A double-double average for one of the state of Louisiana's dominant girls' basketball programs, Robinson averaged 23.7 ppg and 13 rpg in leading Capitol to a 28-4 state championship season for Class AAA state coach of the year, Alvin Stewart. Robinson was the Louisiana Sports Writers Association's Player of the Year for 3A as well as a first-team all-state selection.

Capitol has won two state titles and runner-up a third season with Robinson. She dominated the recent 2009 state championship game with 31 of the Lions' 63 points. Robinson also pulled down 13 boards for the double

in the 22-point win over Lake Charles, La., St. Louis Catholic. Hitting 9-of-13 from the field and 12-of-18 at the line, Robinson was the MVP of the Class AAA title game. A LSWA all-state selection since her sophomore season, Robinson averaged 21 ppg and 10 rpg in 2007 to lead the Lions. Her junior season, Robinson repeated her first-team honors, averaging 22 ppg to lead CHS to the state title.

PERSONAL

Born March 18, 1991, Dominique Jane'e Robinson is one of five children. Her parents are Melissa Robinson and James Roach and she has two brothers, Durrell and DeAundray; and two sisters, Breyonna Grant and Jamecia Roach. Robinson is majoring in business management at Arkansas.

JAMESHA TOWNSEND #3

6-2 || JR || FORWARD || CHULA VISTA, CALIFORNIA/BONITA VISTA HS



PIG TAILS

NAME	Jamesha Celecia Townsend
BORN	April 12, 1990
MAJOR	Broadcast Journalism

2009-10 SEASON HIGHS

Points	6, Georgia (1-17-10)
Field Goals Made	3, Georgia (1-17-10)
Field Goal Attempts	7, Georgia (1-17-10)
3-Point FG Attempts	1, 2 times, vs WKU (11-27-09)
Free Throws Made	3, Mississippi State (1-14-10)
Free Throw Attempts	4, Mississippi State (1-14-10)
FT Pct	.750 (3-4), Mississippi State(1-14-10)
Rebounds	7, Mississippi State (1-14-10)
Assists	2, 2 times, at Ole Miss (1-10-10)
Steals	1, 7 times, at Alabama (01-24-10)
Blocked Shots	1, 5 times, at Alabama (01-24-10)
Turnovers	2, at Georgia (02-28-10)
Fouls	4, SHSU (12-29-09)
Minutes	22, 2 times, at #25 Kentucky (01-21-10)

AS A SOPHOMORE (2009-10)

Jamesha Townsend filled a blue-collar role for Arkansas last year. Not asked to be the leading scorer or rebounding, Townsend earned one start, played in 28 games and averaged 10.6 minutes per game. Townsend scored six points against No. 24 Georgia and had a career-high seven rebounds against Mississippi State while averaging 1.5 ppg and 2.0 rpg as a sophomore.

AS A FRESHMAN (2008-09)

A California girl with Arkansas roots, Townsend is the first Golden State high school player to sign with the Razorbacks straight from high school in more than a generation. The San Diego area standout can play either forward position for the Razorbacks.

As a true freshman, Townsend saw time in 12 games scoring six points with eight rebounds. Townsend scored three of those points at No. 3 Auburn going 3-for-4 from the free throw line.

SEASON/CAREER STATS

YEAR	GP/GS	MIN/AVG	FG-FGA	PCT	FG-FGA	PCT	FT-FTA	PCT	OFF	DEF	TOT	AVG	PF	FO	AST	TO	BLK	STL	PTS	AVG
2008-09	12/0	50/4.2	1-6	.167	0-1	.000	4-8	.500	1	7	8	0.7	8	0	1	4	0	0	6	0.5
2009-10	28/1	297/10.6	14-39	.359	0-2	.000	13-23	.565	16	41	57	2.0	34	0	8	15	5	7	41	1.5
TOTAL	40/1	347/8.7	15-45	.333	0-3	.000	17-31	.548	17	48	65	1.6	42	0	9	19	5	7	47	1.2

SEC STATS

YEAR	GP/GS	MIN/AVG	FG-FGA	PCT	FG-FGA	PCT	FT-FTA	PCT	OFF	DEF	TOT	AVG	PF	FO	AST	TO	BLK	STL	PTS	AVG
2008-09	5/0	15/3.0	0-1	.000	0-1	.000	3-4	.750	0	1	1	0.2	3	0	0	1	0	0	3	0.6
2009-10	16/1	178/11.1	9-24	.375	0-0	.000	7-11	.636	10	25	35	2.2	16	0	4	7	3	3	25	1.6
TOTAL	21/1	193/9.2	9-25	.360	0-1	.000	10-15	.667	10	26	36	1.7	19	0	4	8	3	3	28	1.3

GAME-BY GAME

SOPHOMORE SEASON (2009-10)

OPP	MIN	FG-FGA	3FG-FGA	FT-FTA	REB	A	BLK	STL	PTS
vs Alcorn St.	12	1-2	0-1	0-3	2	1	1	1	2
ETSU	10	1-3	0-0	1-2	2	0	0	0	3
vs WKU	10	0-1	0-1	2-2	3	0	0	0	2
KANSAS ST.	8	0-0	0-0	0-0	0	0	0	0	0
at #20 Okla.	6	1-1	0-0	0-1	2	0	0	0	2
COPPIN ST.	8	0-1	0-0	2-2	4	1	0	1	2
at N'western	16	1-4	0-0	0-0	2	0	0	1	2
vs DePaul	5	0-0	0-0	0-0	0	0	0	0	0
vs UTSA	11	1-2	0-0	0-0	3	0	1	0	2
vs VCU	9	0-0	0-0	0-0	1	0	0	1	0
SHSU	22	0-1	0-0	1-2	3	2	0	0	1
FLORIDA	2	0-0	0-0	0-0	2	0	0	0	0
#11/12 LSU	14	0-0	0-0	1-2	3	0	1	0	1
at Ole Miss	9	1-1	0-0	0-0	0	2	0	0	2
MISS ST.	20	0-1	0-0	3-4	7	0	1	0	3
#6 GA	19	3-7	0-0	0-0	3	0	0	1	6
at #25 Ky.	22	0-3	0-0	0-0	2	0	0	1	0
at Alabama	14	0-2	0-0	0-0	1	0	1	1	0
#24 VU	11	1-1	0-0	0-1	1	0	0	0	2
at #5 Tenn.	18	2-4	0-0	0-0	5	1	0	0	4
#20/18 KY	6	1-2	0-0	2-2	2	0	0	0	4
at Auburn	9	0-1	0-0	0-0	1	0	0	0	0
at S. Carolina	9	0-0	0-0	0-0	1	0	0	0	0
OLE MISS	9	1-1	0-0	0-0	2	1	0	0	2
ALABAMA	8	0-0	0-0	1-2	2	0	0	0	1
at #20 LSU	1	0-0	0-0	0-0	1	0	0	0	0
at #24 Ga.	7	0-1	0-0	0-0	2	0	0	0	0
vs Vanderbilt	2	0-0	0-0	0-0	0	0	0	0	0
Totals	297	14-39	0-2	13-23	57	8	5	7	41

FRESHMAN SEASON (2008-09)

OPP	MIN	FG-FGA	3FG-FGA	FT-FTA	REB	A	BLK	STL	PTS
LA-MONROE	2	0-0	0-0	0-0	1	0	0	0	0
vs Pacific	7	0-1	0-0	0-0	2	0	0	0	0
vs MVSU	8	0-1	0-0	0-2	1	0	0	0	0
WIU	1	0-0	0-0	0-0	0	0	0	0	0
STETSON	12	1-3	0-0	1-2	2	1	0	0	3
LSU	4	0-1	0-1	0-0	0	0	0	0	0
FLORIDA	2	0-0	0-0	0-0	0	0	0	0	0
at LSU	2	0-0	0-0	0-0	0	0	0	0	0
OLE MISS	1	0-0	0-0	0-0	0	0	0	0	0
at Auburn	6	0-0	0-0	3-4	1	0	0	0	3
OKLA. ST.	4	0-0	0-0	0-0	1	0	0	0	0
at Kansas	1	0-0	0-0	0-0	0	0	0	0	0
Totals	50	1-6	0-1	4-8	8	1	0	0	6

CAREER HIGHS

POINTS	6 vs. #6 Georgia, 1-17-10
FGM	3 vs. #6 Georgia, 1-17-10
FGA	7 vs. #6 Georgia, 1-17-10
3PTM	N/A
3PTA	1 vs. WKU, 11-27-09*
FTM	3 vs. Miss State, 1-14-10*
FTA	4 vs. #6 Georgia, 1-17-10*
REBOUNDS	7 vs. Miss State, 1-14-10
ASSISTS	2 at Ole Miss, 1-10-10*
BLOCKED SHOTS	1 at Alabama 1-24-10*
STEALS	1 at Alabama, 1-24-10*
*Most Recent	



IN HIGH SCHOOL

Townsend finished her high school career at Bonita Vista High School in Chula Vista, Calif., but was unable to participate as a senior due to district transfer rules. Townsend averaged 11.7 ppg last season for La Jolla High her junior season and was named third-team All-San Diego region by the Union Tribune. Her La Jolla teams won three-straight California Interscholastic Federation District 4 titles in the San Diego area, ranking either first or second among all girls' teams in the region. Townsend also has a three-year varsity track history, and her mother, Regina, was an all-state track athlete during her high school days in Arkansas.

PERSONAL

Born Jamesha Celecia Townsend on April 12, 1990, she is the daughter of James and Regina Townsend of Chula Vista, Calif. She has an older sister Jessica.

CHRISSTASIA WALTER

5-8 || FR || FORWARD || TEXARKANA, ARKANSAS/ARKANSAS HS

#10



PIG TAILS

NAME	Chrisstasia A. Walter
BORN	Oct. 9, 1991
MAJOR	Kinesiology



WHAT COACH SAYS

Chrisstasia will fit into our system perfectly. She is an up-tempo player who is extremely athletic. She has great three-point range and she can really go off the dribble. We saw Chrisstasia play last year in the state playoffs and offered her on the spot. She really didn't entertain many other offers. I think Arkansas is where she envisioned herself from the beginning. Chrisstasia played this summer for Dion Cross with the New Life Hawks and he did a great job training her on how to play the point. We think she is a true combo player that can really score. She's kind of a mixture between C'eira Ricketts and Lyndsay Harris and she'll fit right into our rotation.

AT ARKANSAS HS

Walter checks in from Arkansas High School in Texarkana, Ark., where she played for coach Venture Watson. Walter was a three-time all-conference selection and a two-time all-state pick for the Razorbacks. She earned multiple all-tournament team honors and was named the offensive player of the year for the state of Arkansas as a junior. Walter paced her high school team's return to the state tournament in 2008 after a 25-year drought. The 5-8 guard led the Razorbacks to a 20-2 record with 20.0 points-per-game and 12.0 rebounds-per-game as a junior.

Walter played on several AAU teams including Arkansas Mavericks and New Life in Little Rock, Ark. The Arkansas Mavs reached

the BC1 Nationals and New Life finished as runners up at the Atlanta, Ga., tournament. They finished the year as the top-ranked team in the state.

In addition to basketball, Walter is a four-year letterwinner in volleyball and track and field. She earned all-conference and all-state honors in volleyball and was selected to the all-star game as a senior. Her junior track team won three consecutive state titles.

PERSONAL

Born Oct. 9, 1991, Chrisstasia A. Walter is the daughter of Floyd and Yvonne Dockery. She has five siblings: Edward, India, China, Alexis and Kameron. She plans to major in kinesiology at Arkansas.

SARAH WATKINS

#4

6-3 || SO || CENTER || GERMANTOWN, TENNESSEE/HOUSTON HS



PIG TAILS

NAME	Sarah Elizabeth Watkins
BORN	Sept. 14, 1990
MAJOR	Applied Exercise Science

2009-10 SEASON HIGHS

Points	20, vs Alcorn State (11-15-09)
Field Goals Made	9, vs Alcorn State (11-15-09)
Field Goal Attempts	12, at Oklahoma (12-05-09)
FG Pct	.818 (9-11), vs Alcorn State (11-15-09)
3-Point Field Goals Made	2, at Oklahoma (12-05-09)
3-Point FG Attempts	2, at Oklahoma (12-05-09)
3-Pt FG Pct	1.000 (2-2), at Oklahoma (12-05-09)
Free Throws Made	6, at South Carolina (02-14-10)
Free Throw Attempts	6, at South Carolina (02-14-10)
FT Pct	1.000 (6-6), at South Carolina (02-14-10)
Rebounds	9, ETSU (11-22-09)
Assists	2, vs Alcorn State (11-15-09)
Steals	2, 2 times, ETSU (11-22-09)
Blocked Shots	5, Coppin State (12-8-09)
Turnovers	7, vs Alcorn State (11-15-09)
Fouls	4, 4 times, vs Vanderbilt (03-04-10)
Minutes	31, Kansas State (12-02-09)

AS A FRESHMAN (2009-10)

Sarah Watkins was asked to step in and step up as a post player in the toughest conference in the country as a true freshman. A 30-game player in her first year, Watkins averaged 5.9 ppg, 3.9 rpg and 20.6 minutes per game in 2009-10. A post player with the ability to step out and shoot the three, Watkins got better with every game. She opened her career with a 20-point effort against Alcorn State – all in the second half. She had three games in double-figures to start the season but a recurring back injury slowed her at times during the season. Watkins led the team in blocks with 40 as a freshman and just missed the single game record with five against Coppin State.

AT HOUSTON HS

Watkins was rated top 50 or top 100 by almost every notable girl's basketball service. ESPN listed the versatile center as the No. 42 recruit in the country (and the No. 7 forward in the country), touting her ability to score from two feet to 24 feet. SLAM magazine listed Watkins as its No. 60 prospect as well. Already a 1,000-point career scorer by the close of her junior year, Watkins led Houston High in Germantown, Tenn., to the 8-AAA regional championship in basketball. Wat-

SEASON/CAREER STATS

YEAR	GP/GS	MIN/AVG	FG-FGA	PCT	FG-FGA	PCT	FT-FTA	PCT	OFF	DEF	TOT	AVG	PF	FO	AST	TO	BLK	STL	PTS	AVG
2009-10	30/2	619/20.6	71-188	.378	3-9	.333	31-50	.620	41	75	116	3.9	63	0	14	56	40	17	176	5.9
TOTAL	30/2	619/20.6	71-188	.378	3-9	.333	31-50	.620	41	75	116	3.9	63	0	14	56	40	17	176	5.9

SEC STATS

YEAR	GP/GS	MIN/AVG	FG-FGA	PCT	FG-FGA	PCT	FT-FTA	PCT	OFF	DEF	TOT	AVG	PF	FO	AST	TO	BLK	STL	PTS	AVG
2009-10	16/2	321/20.1	25-93	.269	0-3	.000	16-26	.615	18	33	51	3.2	29	0	7	24	18	6	66	4.1
TOTAL	16/2	321/20.1	25-93	.269	0-3	.000	16-26	.615	18	33	51	3.2	29	0	7	24	18	6	66	4.1

GAME-BY GAME

FRESHMAN SEASON (2009-10)

OPP	MIN	FG-FGA	3FG-FGA	FT-FTA	REB	A	BLK	STL	PTS
vs Alcorn St.	21	9-11	0-1	2-3	5	2	1	1	20
at SMU	28	4-8	0-0	2-2	8	1	0	2	10
ETSU	22	6-9	1-1	1-2	9	0	3	2	14
vs IONA	22	1-7	0-1	0-0	6	1	1	1	2
vs WKU	25	3-5	0-0	2-2	3	0	2	0	8
KANSAS ST.	31	4-9	0-0	1-2	3	1	1	1	9
at #20 Okla.	30	8-12	2-2	0-3	5	1	0	0	18
COPPIN ST.	21	1-3	0-0	0-0	7	1	5	0	2
at N'western	20	2-9	0-0	2-2	4	0	0	1	6
vs DePaul	17	0-3	0-1	2-4	2	0	1	0	2
vs UTSA	12	2-4	0-0	0-0	2	0	1	1	4
vs VCU	11	0-2	0-0	0-0	3	0	1	0	0
SHSU	17	3-7	0-0	1-2	6	0	3	1	7
FLORIDA	24	3-7	0-1	0-2	6	1	3	1	6
#11/12 LSU	20	1-9	0-1	0-0	2	0	0	0	2
at Ole Miss	18	3-7	0-0	1-2	0	1	2	1	7
MISS ST.	12	0-4	0-0	1-2	3	0	0	0	1
#6 GA	24	1-7	0-0	2-3	4	1	0	0	4
at #25 Ky.	13	0-2	0-0	1-2	2	0	1	0	1
at Alabama	15	2-3	0-0	0-0	2	1	0	1	4
#24 VU	18	2-7	0-0	0-1	1	0	0	0	4
at #5 Tenn.	16	1-7	0-1	0-1	4	1	0	0	2
#20/18 KY	17	1-6	0-0	3-5	2	0	1	0	5
at Auburn	17	1-3	0-0	0-0	0	0	2	1	2
at S. Carolina	24	4-8	0-0	6-6	4	0	3	1	14
OLE MISS	28	3-8	0-0	0-0	8	1	2	0	6
ALABAMA	27	1-6	0-0	2-2	6	0	2	1	4
at #20 LSU	24	1-6	0-0	0-0	3	1	1	0	2
at #24 Ga.	24	1-3	0-0	0-0	4	0	1	0	2
vs Vanderbilt	21	3-6	0-0	2-2	2	0	3	1	8
Totals	619	71-188	3-9	31-50	116	14	40	17	176

CAREER HIGHS

POINTS	20 vs. ASU, 11-15-09
FGM	9 vs. ASU, 11-15-09
FGA	12 at Oklahoma, 12-5-09
3PTM	2 at Oklahoma, 12-5-09
3PTA	2 at Oklahoma, 12-5-09
FTM	3 vs. Kentucky, 2-7-10
FTA	5 vs. Kentucky, 2-7-10
REBOUNDS	9 vs. ETSU, 11-22-09
ASSISTS	2 vs. ASU, 11-15-09
BLOCKED SHOTS	5 vs. Coppin State, 12-8-09
STEALS	2 vs. ETSU, 11-22-09*

*Most Recent



kins averaged 23 ppg, 10 rpg and 5 blocks last season. She broke the HHS single-game scoring record last year with 43 points against rival Germantown, pulling down 18 rebounds with eight blocks.

As a junior, Watkins was named MVP of the regional tournament, along with all-metro Memphis and several other tournament teams. The 6-3 post was also selected for both Nike Skills Academy and adidas Top Ten. Her AAU team, Memphis Elite, is a fixture on the national tournament scene.

Along with her basketball talent, Watkins is a member of Houston High's two-time district and regional golf champion squads. As a senior, she was a scoring member of HHS team that was third at the state Class AAA championship; seventh her junior year.

PERSONAL

Born Sept. 14, 1990, Sarah Elizabeth Watkins is one of three children to Roxanne and Dennis Watkins. She has two brothers, Daniel and David. Watkins plans to major in sports medicine and applied exercise science at Arkansas.

AMANDA WESTBROOK

5-9 || FR || GUARD || LITTLE ROCK, ARKANSAS/MT. ST. MARY ACADEMY

#11



PIG TAILS

NAME	Amanda Nicole Westbrook
BORN	June 13, 1992
MAJOR	Kinesiology



WHAT COACH SAYS

Amanda will be a great addition to our roster. Once again, it's another great Arkansas player that loves the Razorbacks and just wants to be a part this program. She works hard every day and is very coachable. She will play the forward position for us this season.

PRIOR TO ARKANSAS

Westbrook was a three-year letterwinner for the Mt. St. Mary Academy Gales. She was a member of the conference tournament championship team as a freshman and was a McDonald's All-America nominee as a senior. She also earned all-conference honors in her final season averaging 14 points-per-game.

Westbrook also played for Arkansas Kamikaze and placed third at the DII ISU nationals.

In addition to volleyball, Westbrook was a two-year letterwinner in volleyball and a member of the honor roll at Mt. St. Mary Academy.

PERSONAL

Amanda Nicole Westbrook was born June 13, 1992, and is the only child of Curtis and Nita Westbrook of Little Rock, Ark. She plans to major in kinesiology at Arkansas and would like to coach after graduation.

QUISTELLE WILLIAMS #44

6-0 || SO || CENTER || GRAND RAPIDS, MICHIGAN/OTTAWA HILLS HS



PIG TAILS

NAME Quistelle Euniece Williams
BORN Aug. 26, 1990
MAJOR Criminal Justice and Sociology

2009-10 SEASON HIGHS

Points 13, 2 times, at South Carolina (02-14-10)
 Field Goals Made 5, 2 times, at South Carolina (02-14-10)
 Field Goal Attempts 11, at South Carolina (02-14-10)
 FG Pct (min 5 made) .556 (5-9), SHSU (12-29-09)
 3-Point Field Goals Made 2, at LSU (2-25-10)
 3-Point FG Attempts 5, LSU (1-7-10)
 3-Pt FG Pct (min 2 made) .500 (2-4), at LSU (2-25-10)
 Free Throws Made 3, 3 times, Alabama (02-21-10)
 Free Throw Att. 5, 2 times, at S. Carolina (02-14-10)
 FT Pct 1.000 (3-3), 2 times, Alabama (02-21-10)
 Rebounds 11, at South Carolina (02-14-10)
 Assists 3, vs Alcorn State (11-15-09)
 Steals 3, Kansas State (12-02-09)
 Blocked Shots 3, Alabama (02-21-10)
 Turnovers 4, Kentucky (02-07-10)
 Fouls 5, 2 times, vs UTSA (12-20-09)
 Minutes 30, at South Carolina (02-14-10)

AS A FRESHMAN (2009-10)

Quistelle Williams had the unenviable task of taking a year off from basketball and having to play her way into competition form throughout the year. She responded playing in 26 games and averaging 4.3 ppg and 3.8 rpg in her first season. Williams had three games in which she scored double-figures with a season/career-best of 13 twice. She had 13 points and 11 rebounds – her first career double-double leading Arkansas to a school-record 18-point comeback at South Carolina and earned SEC Freshman of the Week honors for her efforts.

PRIOR TO ARKANSAS

Williams signed with Arkansas as part of Tom Collens' first recruiting class in 2008 but sat out the 2008-09 season. Williams averaged 16.4 ppg and 10 rpg as the top scorer for the EKHS Falcons, with a season-high and team-leading 29 points against Muskegon. Williams scored in double digits in every game she played except one, and was the Falcons' leading scorer in almost three-fourths of the 20-game season. On several occasions, Williams scored half of her team's total points, including her EKHS career best of 29 as the Falcons' picked up 59 points as a team against Muskegon. Along with her scoring, Williams was one of the team's top assist-makers with six per game. She

SEASON/CAREER STATS

YEAR	GP/GS	MIN/AVG	FG-FGA	PCT	FG-FGA	PCT	FT-FTA	PCT	OFF	DEF	TOT	AVG	PF	FO	AST	TO	BLK	STL	PTS	AVG
2009-10	26/0	382/14.7	44-109	.404	7-36	.194	16-26	.615	31	67	98	3.8	37	2	14	27	10	13	111	4.3
TOTAL	26/0	382/14.7	44-109	.404	7-36	.194	16-26	.615	31	67	98	3.8	37	2	14	27	10	13	111	4.3

SEC STATS

YEAR	GP/GS	MIN/AVG	FG-FGA	PCT	FG-FGA	PCT	FT-FTA	PCT	OFF	DEF	TOT	AVG	PF	FO	AST	TO	BLK	STL	PTS	AVG
2009-10	13/0	187/14.4	19-55	.345	4-22	.182	6-9	.667	11	34	45	3.5	14	0	4	14	6	5	48	3.7
TOTAL	13/0	187/14.4	19-55	.345	4-22	.182	6-9	.667	11	34	45	3.5	14	0	4	14	6	5	48	3.7

GAME-BY GAME

FRESHMAN SEASON (2009-10)

OPP	MIN	FG-FGA	3FG-FGA	FT-FTA	REB	A	BLK	STL	PTS
vs Alcorn St.	11	2-4	0-1	0-0	5	3	0	2	4
ETSU	13	2-3	0-0	1-2	5	1	1	0	5
vs IONA	8	0-0	0-0	0-0	0	0	0	1	0
vs WKU	9	1-1	0-0	0-0	2	1	0	0	2
KANSAS ST.	13	3-5	1-2	3-3	3	0	0	3	10
at #20 Okla.	13	3-7	1-2	2-2	3	0	0	2	9
COPPIN ST.	11	1-4	0-1	0-0	3	1	0	0	2
at N'western	0	2-6	0-2	1-2	8	2	1	0	5
vs DePaul	23	2-7	0-3	0-1	4	0	0	0	4
vs UTSA	15	2-2	0-0	1-2	5	0	1	0	5
vs VCU	24	2-3	0-0	0-0	6	0	1	0	4
SHSU	18	5-9	1-2	2-5	5	1	0	0	13
FLORIDA	11	0-2	0-1	0-0	1	0	0	0	0
#11/12 LSU	17	2-7	1-5	0-0	2	0	1	0	5
at Ole Miss	6	0-2	0-0	0-0	1	0	0	0	0
MISS ST.	6	0-1	0-0	0-1	2	0	0	0	0
at #25 Ky.	2	0-1	0-0	0-0	0	0	0	0	0
at #5 Tenn.	10	1-2	1-2	0-0	1	0	0	0	3
#20/18 KY	21	2-6	0-0	0-0	10	1	1	0	4
at Auburn	29	4-8	0-3	0-0	8	2	0	1	8
at S. Carolina	30	5-11	0-1	3-5	11	0	1	1	13
OLE MISS	11	1-2	0-1	0-0	0	1	0	1	2
ALABAMA	20	2-5	0-3	3-3	7	0	3	1	7
at #20 LSU	18	2-6	2-4	0-0	2	0	0	1	6
at #24 Ga.	6	0-2	0-2	0-0	0	0	0	0	0
vs Vanderbilt	17	0-3	0-1	0-0	4	1	0	0	0
Totals	382	44-109	7-36	16-26	98	14	10	13	111

CAREER HIGHS

POINTS	13 at S. Carolina, 2-14-10*
FGM	5 at S. Carolina, 2-14-10*
FGA	11 at S. Carolina, 2-14-10
3PTM	2 at #20 LSU, 2-25-10
3PTA	6 at #20 LSU, 2-25-10
FTM	3 vs. Alabama, 2-21-10*
FTA	5 at S. Carolina, 2-14-10*
REBOUNDS	11 at S. Carolina, 2-14-10
ASSISTS	3 vs. ASU, 11-15-09
BLOCKED SHOTS	3 vs. Alabama, 2-21-10
STEALS	3 vs. Kansas State, 12-2-09

*Most Recent

HONORS/AWARDS

SEC Freshman of the Week 2-15-10



also blocked four shots per game as a senior.

The 29 points equals her junior season best as a player for Grand Rapids, Mich., Ottawa Hills High. She averaged 14 ppg, 10 rpg and 6 apg for Ottawa as a junior. A starter at the varsity level since her freshman season, she began her career as the starting point guard for Ottawa Hills before moving to a forward slot as a junior and senior. The 6-1 forward pulled down a senior season high 12 rebounds with 19 points against Jenison. Williams made her best run at a triple-double against West Ottawa with 18 points, nine boards and six assists.

In addition to her local recognition, Williams was among the players nominated from the state of Michigan for the McDon-

ald's All-America game. Williams is a three-time all-conference and three-time all-area selection. She participated in several regional leagues, including earning MVP honors in a local exposure league for up-and-coming players last summer.

Williams is the first high school player from the state of Michigan to sign at Arkansas for women's basketball.

PERSONAL

Quistelle Euniece Williams is the daughter of Anshanette Colbert-Brooks and Christopher Brooks. Born Aug. 26, 1990, Williams has a sister, Taneisha, and brother Brian. She plans to major in criminal justice and sociology at Arkansas.



JUNIORS



FRESHMEN

SENIORS

SOPHOMORES


UNIVERSITY OF ARKANSAS WOMEN'S BASKETBALL

2009 - 10
REVIEW



2010 - 11

DEPARTING SENIORS
CHARITY FORD AND
ASHLEY MCCRAY



ARKANSASRAZORBACKS.COM

2009-10 RAZORBACK REVIEW

2009-10 REVIEW

The 2009-10 season came to a close with hard-fought games and career performances by the Razorback women's basketball team.

Seniors Charity Ford and Ashley McCray hung up their jerseys after solid careers for Arkansas.

Ford played four seasons for the Razorbacks ending her career with 917 points, 287 rebounds and 130 assists. Ford ranks 25th all-time for points scored and scored in double-digits in all but one game (the opener) last season.

McCray's two-year career saw her score 254 points with 181 rebounds and 16 blocks.



Charity Ford and Ashley McCray.

RAZORBACKS GET BIG WINS IN SEC

Alabama—Clutch free throws by freshman Dominique Robinson and quick hands by senior Charity Ford in the regulation and overtime helped the Razorbacks to a 66-62 win over Alabama in Tuscaloosa, Ala.

A desperation three-pointer by Alabama tied the game with just over eight seconds remaining in regulation and Arkansas was unable to convert on its end, sending the game to overtime. Arkansas rallied from a 10-point first-half deficit taking an 11-point second half lead of its own only to end the frame tied at 55 after 40 minutes of play. The Razorbacks blasted out of the gate in the overtime with an 8-0 run that sealed Bama's fate.

Arkansas was 4-for-7 in the overtime out-scoring Alabama 11-7 in the extra frame. Robinson finished the game going 8-for-8 from the line. Ford led all Arkansas scorers with 16 points including the first four of the overtime period. Ford opened with a layup on Arkansas' first possession then stole the ball for another layup with just over 30 seconds off the clock.

Robinson then grabbed a steal and shoveled the ball to Ashley Daniels for the layup as the lead stretched to six. Daniels continued the flurry with a steal and pass to Lyndsay Harris for the baseline jumper giving Arkansas an eight-point lead it would not surrender. Sophomore C'eira Ricketts finished with 15 points and Harris added 10 in the win. Ricketts put the team on her back as regulation wound down



Dominique Robinson

helping Arkansas maintain its lead late in the game.

Arkansas also out-rebounded Alabama 53-44, a key that head coach Tom Collen and staff stressed before the game. Arkansas finished shooting 40 percent on a 24-for-60 day. The Razorbacks hit three three-pointers and were 15-for-24 from the line.

Auburn—Head coach Tom Collen said the first team to 60 points was likely to win at Auburn and he was right. Arkansas took a 60-48 lead with 6:26 to play and went on to its second league win, 73-58, over Auburn on the road.

Arkansas shot a season-best 50.8 percent going 31-for-61 from the floor in a solid, methodical win at Auburn. The victory snapped a five-game losing streak to the Tigers.

Senior Charity Ford led all scorers with 18 points. Sophomores Ashley Daniels and C'eira Ricketts added 14 each while Lyndsay Harris finished with 11 points.

The first half was a success for the Razorbacks. Arkansas was 15-for-27 shooting 55.6 percent led by nine points from Ford. The Razorbacks tied the game at 13 and were able hold on to the lead using a better fast break and taking advantage of 10 Tiger turnovers.

Freshman Quistelle Williams had six points and five rebounds and Ashley Daniels added five points for Arkansas in the first period. Williams finished the night with eight points and eight boards.

The Razorbacks started the second half where they left off in the first frame and grew the lead to 10, 42-32. It was a double-digit margin that the Razorbacks were able to maintain much of the second half.

South Carolina—Arkansas erased an 18-point deficit getting its second consecutive SEC win at South Carolina Feb. 14, 72-68. The rally from the 18-point deficit in the first half surpassed a previous all-time best of 17 points, set ironically also in the state of South Carolina as Arkansas rallied in the opening round of the SEC Tournament hosted in Greenville, S.C., to defeat Mississippi State.

Arkansas struggled for much of the game with poor shooting and trouble on the boards but a big rally late saw five players finish in double-figures in an exciting win.

Quistelle Williams tied her career-best with 13 points and had a career-high 11 boards in her first double-double. With just over five minutes to play, Arkansas got a three-pointer from Lyndsay Harris cutting South Carolina's lead to eight, 55-63. Harris finished with 14 leading Arkansas in a balanced scoring effort. Charity Ford followed with a signature steal from behind and raced the length of the floor for the layup. Ford finished with 14 as well and cut the margin to six. Carolina missed on its next possession and Arkansas snared a hard-to-come-by rebound and returned to the offensive side of the court. Sarah Watkins stepped into the paint splitting a pair of defenders for a hard basket that cut the lead to four.



Sarah Watkins

2009-10 RAZORBACK REVIEW

Watkins also had 14, 12 in the second half, in the win. Carolina again missed on its next possession and Williams grabbed the rebound kicking the ball wide to Ricketts who slashed her way in for a layup as the Razorback comeback continued. Ricketts had 14 points and five rebounds in the game.

Ricketts then picked up a loose ball and passed back to Ford who scored tying the game for the first time at 63 all with 2:32 to play. Arkansas shot 47.4 percent for the game after struggling early. The Razorbacks were 27-for-57 and hit five threes in the win. Arkansas was 13-for-15 from the line and had 32 boards in the game.

Ole Miss—A balanced effort lifted the Razorbacks to their third consecutive win with a 67-59 victory over Ole Miss in Bud Walton Arena.

Arkansas had three players in double figures with 16 each from Daniels and Harris. Ford added 15 as Arkansas shot 49.1% for the game. The win was the first SEC win in Bud Walton and the fourth of the year.

A blue collar first half for Arkansas sent the Razorbacks into the break with a 37-33 lead. Arkansas shot nearly 52 percent going 15-for-29 behind 11 points from Daniels in the first frame. As the second half started, Arkansas had an eight-point advantage. The Razorbacks stretched that to 10 with 8:21 to play.

But Ole Miss managed to chip away behind the hot hand of Elizabeth Robertson with 20 points on a 6-for-11 effort from beyond the arc. The Lady Rebels closed within three, 57-54, with just over five minutes to play. Daniels responded with a jumper followed by a long two from Ford as the lead again grew to seven points.

QUISTELLE WILLIAMS EARNS SEC HONOR

Quistelle Williams earned Southeastern Conference Freshman of the Week honors for the first time in her Razorback career after leading Arkansas in the comeback win at South Carolina.

Williams, a 6-0 center from Grand Rapids, Mich., paced the Razorbacks to a pair of SEC wins at Auburn and at South Carolina earning the award.

Williams helped Arkansas to the team's first consecutive SEC wins of the year with victories over the Tigers and Gamecocks. Williams scored eight points and had eight rebounds in a solid win over Auburn and rallied Arkansas from an 18-point deficit, the largest comeback in a conference game, at South Carolina with her first career double-double.

Her 13 points at Carolina tied her career-best and she added 11 boards for a career-high. In addition, Williams had five field goals, 11 field goal attempts, three free throws, five free throw attempts and one block at South Carolina all tying for her career highs.

Williams' stats have increased as have her minutes. She played 29 minutes at Auburn and 30, a career-high, at South Carolina.

WILLIAMS NAMED TO COMMUNITY SERVICE TEAM

Ashlea Williams earned selection to the Southeastern Conference Community Service Team last year.

Williams, a 6-2 post player from Springfield, Mo., has been limited in her third season with chronic knee injury and pain playing in just three games last year.

Despite her injuries, Williams has remained active in several community service projects for the Razorbacks. She is a three-year participant in the Razorbacks' Sweat Hawks program encouraging area elementary students to get fit.



Ashlea Williams

Williams has also participated in several events and clinics including the Life Source Hog Breakfast, the Angle Tree, Arkansas Children's Hospital, Butterfield Trail Retirement Center and Charter Vista for at-risk kids visits. In addition, Williams works with area youth at several Razorback Basketball Camps and at the Martin Luther King Jr. Youth Clinic.

Previous Razorback women's basketball selections to the SEC Community Service Team include Charity Ford (2009), Sarah Pfeifer (2005, 2007), Rochelle Vaughn (2006), Shanna Harmon (2004) and Shameka Christon (2003).

RAZORBACKS IN THE SEC STATS

Charity Ford and Lyndsay Harris were Arkansas' go-to players last season and the duo ranked in several categories in the SEC. They finished 14th and 15th, respectively for scoring in all games with C'eira Ricketts ending the year No. 30. Ashley Daniels with 17th in all-games in rebounding while Ricketts was seventh in assists, followed by Harris in 13th.

Ricketts was fourth in the league in steals, followed by Ford in sixth place while Harris ranked 13th in three-point percentage. Freshman Sarah Watkins completed her first season eighth in blocked shots.

Ashley Daniels led Arkansas in rebounding and was 15th in offensive boards in all games last year.

In conference-only games Harris was 10th and Ford tied for 15th in scoring. Ricketts finished tied for eighth and Harris was tied for 15th in assists while Harris was eighth in free throw percentage. Ricketts and Ford tied for fifth in the SEC in steals with Harris 12th. Harris also ranked seventh in three-pointers made. Ford was 15th in three-point percentage. Watkins was again eighth in blocks with Ricketts third in the SEC in assists-turnover ratio.

RAZORBACKS IN THE NCAA

Lyndsay Harris finished her sophomore season ranked 48th in the country with 2.5 three-pointers a game. Harris ranks sixth all-time Arkansas with 131 treys in two seasons. She is seventh in attempts and 10th in three-point percentage.



Lyndsay Harris

2009-10 RAZORBACK RESULTS

OPPONENT	DATE	SCORE	WL	POINTS	REBOUNDS	ASSISTS	BLOCKS
vs Alcorn State	11-15-09	87-78	W	21-Daniels, A.	8-Robinson, D.	8-Harris, L.	4-Ricketts, C.
at SMU	11-18-09	71-76	L	24-Ford, C.	9-Daniels, A.	5-Ricketts, Harris	1-Ricketts, C. McCray, Daniels
ETSU	11-22-09	95-78	W	17-Robinson, D.	9-Watkins, S.	6-Harris, L.	3-Watkins, S.
vs IONA@	11-26-09	66-60	W	26-Harris, L.	9-Daniels, A.	6-Harris, L.	1-Watkins, S. Daniels, McCray
vs WKU@	11-27-09	69-51	W	16-Ford, C.	7-Robinson, D.	5-Ricketts, C.	2-Watkins, Ricketts
KANSAS STATE	12-02-09	60-58	W	16-Ricketts, C.	5-Ricketts, C.	6-Ricketts, C.	1-Watkins, S.
at Oklahoma	12-05-09	86-87	LOT	18-Watkins, S.	10-Daniels, A.	4-Ricketts, C.	1-Daniels, A.
COPPIN STATE	12-8-09	72-51	W	17-Ricketts, C.	7-Watkins, S.	5-Harris, L.	5-Watkins, S.
at Northwestern	12-17-09	55-67	L	12-Ricketts, C.	8-Ricketts, Williams	3-Ricketts, C.	1-Williams, Ricketts
vs DePaul#	12-19-09	45-46	L	23-Harris, L.	6-Ricketts, C.	2-Ford, C.	1-Watkins, Harris, Ricketts, C.
vs UTSA#	12-20-09	55-71	L	10-Ford, C.	8-McCray, A.	6-Ricketts, C.	3-Ricketts, C.
vs VCU#	12-21-09	68-58	W	18-Ricketts, C.	11-Daniels, A.	4-Harris, L.	1-Williams, Watkins
SHSU	12-29-09	106-78	W	21-Harris, L.	17-Daniels, A.	8-Harris, L.	3-Watkins, S.
FLORIDA*	1-03-10	53-59	L	21-Harris, L.	6-Watkins, S.	3-Ford, Daniels	3-Watkins, S.
LSU*	1-7-10	38-65	L	9-Daniels, A.	4-Robinson, D.	4-Ricketts, C.	1-Townsend, J. Robinson, Daniels, Williams, Q.
at Ole Miss*	1-10-10	71-86	L	14-Harris, Ford, McCray, A.	9-Daniels, A.	7-Ricketts, C.	2-Watkins, S.
MISSISSIPPI STATE*	1-14-10	60-78	L	26-Ford, C.	7-Daniels, Townsend	4-Ricketts, C.	1-Townsend, J.
GEORGIA*	1-17-10	63-73	L	17-Harris, L.	7-Daniels, A.	7-Ricketts, C.	2-Rees, S.
at #25 Kentucky*	1-21-10	52-69	L	14-Harris, L.	9-Ricketts, C.	4-Harris, L.	1-Rees, McCray Watkins, Daniels
at Alabama*	1-24-10	66-62	WOT	16-Ford, C.	11-Daniels, A.	3-Ford, Ricketts	1-Townsend, J.
VANDERBILT*	1-31-10	61-67	L	20-Harris, L.	7-Ford, C.	5-Ricketts, C.	3-Ricketts, C.
at TENNESSEE*	2-04-10	57-74	L	18-Ford, C.	7-Rees, Ford	3-Ricketts, C.	4-Rees, S.
KENTUCKY*	2-07-10	57-71	L	18-Harris, L.	10-Williams, Q.	4-Harris, L.	1-Watkins, Daniels Ricketts, Rees, Williams, Q.
at Auburn*	2-11-10	73-58	W	18-Ford, C.	8-Williams, Q. Ricketts, C.	7-Ricketts, C.	2-Watkins, S. Ricketts, C.
at South Carolina*	2-14-10	72-68	W	14-Harris, L. Ford, C., Watkins, S.	11-Williams, Q.	4-Harris, L.	3-Watkins, S.
OLE MISS*	2-18-10	67-59	W	16-Harris, L. Daniels, A.	8-Watkins, S. Daniels, A.	5-Harris, L. Ricketts, C.	2-Watkins, S. Ricketts, C.
ALABAMA*	2-21-10	58-69	L	16-Harris, L.	7-Williams, Q.	4-Ricketts, C.	3-Williams, Q.
at LSU*	2-25-10	53-70	L	11-Ford, Harris.	4-Robinson, Rees	7-Ricketts, C.	1-Watkins, Harris
at Georgia*	2-28-10	48-69	L	12-Ford, C.	7-Ricketts, C.	5-Ford, C.	1-Watkins, Rees
vs Vanderbilt!	3-04-10	64-65	LOT	21-Ford, C.	10-Daniels, A.	5-Ricketts, C.	3-Watkins, S.

@-Caribbean Challenge (Cancun, Mexico) || #-UNLV Thanksgiving Tournament (Las Vegas, Nev.) || *-SEC Game
!-SEC Tournament (Duluth, Ga.)

2009-10 RAZORBACK OVERALL STATS

RECORD:	OVERALL	HOME	AWAY	NEUTRAL
ALL GAMES	12-18	5-7	3-8	4-3
CONFERENCE	4-12	1-7	3-5	0-0
NON-CONFERENCE	8-6	4-0	0-3	4-3

##	PLAYER	GP-GS	MIN-AVG	TOTAL		3-PTS		FT-FTA	PCT	REBOUNDS		PF-FO	A	TO	BLK	STL	PTS-AVG
				FG-FGA	PCT	3FG-FGA	PCT			OFF-DEF	TOT-AVG						
32	Ford, C.	30-30	894-29.8	144-348	.414	35-118	.297	55-63	.873	35-76	111-3.7	61-2	54	72	4	63	378-12.6
33	Harris, L.	30-30	915-30.5	123-329	.374	75-220	.341	56-75	.747	10-65	75-2.5	101-1	95	113	6	41	377-12.6
22	Ricketts, C.	30-30	1007-33.6	127-313	.406	7-32	.219	29-55	.527	52-99	151-5.0	53-1	121	95	23	73	290-9.7
12	Daniels, A.	30-30	669-22.3	74-142	.521	0-0	.000	57-77	.740	73-111	184-6.1	67-1	30	50	13	29	205-6.8
04	Watkins, S.	30-2	619-20.6	71-188	.378	3-9	.333	31-50	.620	41-75	116-3.9	63-0	14	56	40	17	176-5.9
21	Robinson, D.	29-0	602-20.8	46-136	.338	18-58	.310	43-54	.796	42-69	111-3.8	29-0	19	49	4	17	153-5.3
44	Williams, Q.	26-0	382-14.7	44-109	.404	7-36	.194	16-26	.615	31-67	98-3.8	37-2	14	27	10	13	111-4.3
23	McCray, A.	26-19	277-10.7	42-91	.462	0-0	.000	16-35	.457	30-41	71-2.7	42-0	9	33	7	10	100-3.8
15	Rees, S.	26-8	295-11.3	33-88	.375	17-50	.340	5-9	.556	15-28	43-1.7	29-0	9	18	16	6	88-3.4
24	Richardson, B.	12-0	61-5.1	7-25	.280	2-15	.133	7-7	1.000	1-1	2-0.2	1-0	3	4	2	2	23-1.9
03	Townsend, J.	28-1	297-10.6	14-39	.359	0-2	.000	13-23	.565	16-41	57-2.0	34-0	8	15	5	7	41-1.5
54	Williams, A.	3-0	13-4.3	1-1	1.000	0-0	.000	0-0	.000	1-1	2-0.7	2-0	0	0	0	0	2-0.7
13	Inman, J.	7-0	42-6.0	0-1	.000	0-0	.000	4-7	.571	0-5	5-0.7	4-0	3	7	0	1	4-0.6
10	Powell, C.	1-0	2-2.0	0-0	.000	0-0	.000	0-0	.000	0-1	1-1.0	0-0	0	0	0	0	0-0.0
TM	TEAM									46-69	115-3.8			11			
	Total	30		726-1810	.401	164-540	.304	332-481	.690	393-749	1142-38.1	523-7	379	550	130	279	1948-64.9
	Opponents	30		739-1843	.401	157-478	.328	386-572	.675	457-767	1224-40.8	475-7	415	529	93	230	2021-67.4


SCORE BY PERIODS:	1st	2nd	OT	Total	DEADBALL REBOUNDS	OFF	DEF	TOTAL
Arkansas	868	1055	25	1948	Arkansas	63	13	76
Opponents	941	1057	23	2021	Opponents	71	10	81

SEC ONLY

RECORD:	OVERALL	HOME	AWAY	NEUTRAL
ALL GAMES	4-12	1-7	3-5	0-0
CONFERENCE	4-12	1-7	3-5	0-0
NON-CONFERENCE	0-0	0-0	0-0	0-0

##	PLAYER	GP-GS	MIN-AVG	TOTAL		3-PTS		FT-FTA	PCT	REBOUNDS		PF-FO	A	TO	BLK	STL	PTS-AVG
				FG-FGA	PCT	3FG-FGA	PCT			OFF-DEF	TOT-AVG						
33	Harris, L.	16-16	527-32.9	70-190	.368	39-126	.310	37-47	.787	6-31	37-2.3	54-1	44	71	3	24	216-13.5
32	Ford, C.	16-16	500-31.3	79-199	.397	20-62	.323	23-26	.885	14-45	59-3.7	34-1	26	35	2	33	201-12.6
22	Ricketts, C.	16-16	557-34.8	61-167	.365	5-22	.227	12-24	.500	23-59	82-5.1	29-0	66	45	10	33	139-8.7
12	Daniels, A.	16-16	349-21.8	35-70	.500	0-0	.000	29-44	.659	37-42	79-4.9	33-0	16	23	9	17	99-6.2
15	Rees, S.	15-7	188-12.5	25-60	.417	13-33	.394	3-5	.600	12-21	33-2.2	19-0	1	12	11	4	66-4.4
04	Watkins, S.	16-2	321-20.1	25-93	.269	0-3	.000	16-26	.615	18-33	51-3.2	29-0	7	24	18	6	66-4.1
44	Williams, Q.	13-0	187-14.4	19-55	.345	4-22	.182	6-9	.667	11-34	45-3.5	14-0	4	14	6	5	48-3.7
23	McCray, A.	12-6	119-9.9	17-41	.415	0-0	.000	7-14	.500	17-12	29-2.4	21-0	3	13	2	3	41-3.4
21	Robinson, D.	16-0	284-17.8	12-53	.226	0-18	.000	24-29	.828	21-31	52-3.3	13-0	6	19	3	5	48-3.0
03	Townsend, J.	16-1	178-11.1	9-24	.375	0-0	.000	7-11	.636	10-25	35-2.2	16-0	4	7	3	3	25-1.6
10	Powell, C.	1-0	2-2.0	0-0	.000	0-0	.000	0-0	.000	0-1	1-1.0	0-0	0	0	0	0	0-0.0
24	Richardson, B.	3-0	6-2.0	0-1	.000	0-1	.000	0-0	.000	1-1	2-0.7	0-0	0	1	0	0	0-0.0
54	Williams, A.	2-0	7-3.5	0-0	.000	0-0	.000	0-0	.000	1-0	1-0.5	0-0	0	0	0	0	0-0.0
TM	TEAM									25-36	61-3.8			7			
	Total	16		352-953	.369	81-287	.282	164-235	.698	196-371	567-35.4	262-2	177	271	67	133	949-59.3
	Opponents	16		412-968	.426	81-257	.315	192-274	.701	228-440	668-41.8	240-2	225	267	50	119	1097-68.6

SCORE BY PERIODS:	1st	2nd	OT	Total	DEADBALL REBOUNDS	OFF	DEF	TOTAL
Arkansas	431	507	11	949	Arkansas	30	6	36
Opponents	503	587	7	1097	Opponents	33	6	39



ARKANSAS SUPERLATIVES

ARKANSAS TEAM GAME HIGHS

Points.....	106 vs. SHSU (12-29-09)
FG Made.....	37 vs. SHSU (12-29-09)
FGA.....	77 at Oklahoma (12-05-09)
FG Percentage.....	.547 (35-64) vs. Alcorn State (11-15-09)
3pt FGM.....	11 vs. Iona (11-26-09)
3pt FGA.....	25 at Tennessee (02-04-10)
3pt FG Percentage.....	.579 (11-19) vs. Iona (11-26-09)
FTM.....	25 SHSU (12-29-09)
FTA.....	32 ETSU (11-22-09)
FT Percentage.....	.867 (13-15) at South Carolina (02-14-10)
Rebounds.....	59 SHSU (12-29-09)
Assists.....	23 vs. Alcorn State (11-15-09)
Steals.....	19 vs. Iona (11-26-09)
Blocked Shots.....	10 SHSU (12-29-09)
Turnovers.....	31 vs. Alcorn State (11-15-09)
Fouls.....	31 vs. UTSA (12-20-09)

OPPONENT TEAM GAME HIGHS

Points.....	87 at Oklahoma (12-05-09)
FG Made.....	32 at Ole Miss (1-10-10)
FGA.....	81 SHSU (12-29-09)
FG Percentage.....	.525 (32-61) at Ole Miss (1-10-10)
3pt FGM.....	12 vs. Alcorn State (11-15-09)
3pt FGA.....	29 Mississippi State (1-14-10)
3pt FG Percentage.....	.706 (12-17) vs. Alcorn State (11-15-09)
FTM.....	26 vs. UTSA (12-20-09)
FTA.....	36 vs. UTSA (12-20-09)
FT Percentage.....	.875 (14-16) Mississippi State (1-14-10)
Rebounds.....	51 at Tennessee (02-04-10)
Assists.....	21 Georgia (1-17-10); at Northwestern (12-17-09)
Steals.....	16 LSU (1-7-10)
Blocked Shots.....	10 at Tennessee (02-04-10)
Turnovers.....	29 vs. Iona (11-26-09)
Fouls.....	24 SHSU (12-29-09); vs. ETSU (11-22-09); vs. Alcorn State (11-15-09)

ARKANSAS TEAM GAME LOWS

Points.....	38 vs. LSU (1-7-10)
FG Made.....	14 vs. LSU (1-7-10)
FGA.....	47 vs. LSU (1-7-10)
FG Percentage.....	.284 (19-67) vs. Georgia (1-17-10)
3pt FGM.....	1 vs. Alcorn State (11-15-09)
3pt FGA.....	9 vs. Ole Miss (02-18-10)
3pt FG Percentage.....	.091 (1-11) vs. Alcorn State (11-15-09)
FTM.....	0 at LSU (2-25-10)
FTA.....	0 at LSU (2-25-10)
FT Percentage.....	.000 (0-0) at LSU (2-25-10)
Rebounds.....	24 vs. Vs. Kansas State (12-02-09)
Assists.....	4 vs. DePaul (12-19-09)
Steals.....	4 at Ole Miss (1-10-10)
Blocked Shots.....	1 vs. KSU (12-02-09); at Okla. (12-05-09); at Alabama (01-24-10)
Turnovers.....	9 at Auburn (02-11-10)
Fouls.....	9 vs. Ole Miss (02-18-10)



Charity Ford drives around a Florida player.

Dominique Robinson



OPPONENT TEAM GAME LOWS

Points.....	46 vs. DePaul (12-19-09)
FG Made.....	17 vs. DePaul (12-19-09)
FGA.....	46 vs. Vs. Kansas State (12-02-09)
FG Percentage.....	.297 (19-64) vs. WKU (11-27-09)
3pt FGM.....	0 vs. Coppin State (12-8-09); vs. DePaul (12-19-09)
3pt FGA.....	5 vs. Coppin State (12-8-09)
3pt FG Percentage.....	.000 (0-5) vs. Coppin State (12-8-09)
FTM.....	vs. DePaul (12-19-09)
FTA.....	4 at Auburn (02-11-10); at South Carolina (02-14-10)
FT Percentage.....	.6vs. Ole Miss (02-18-10)
Rebounds.....	.31 Ole Miss (02-18-10)
Assists.....	7 at Kentucky (01-21-10)
Steals.....	2 vs. VCU (12-21-09)
Blocked Shots.....	1 vs. VCU (12-21-09); LSU (1-7-10); at Alabama (01-24-10); at Auburn (02-11-10); Ole Miss (02-18-10)
Turnovers.....	9 at Ole Miss (1-10-10)
Fouls.....	8 at Tennessee (02-04-10); at LSU (2-25-10)

ARKANSAS INDIVIDUAL GAME HIGHS

Points.....	26 Ford, Charity vs. Mississippi State (1-14-10)
FG Made.....	26 Harris, Lyndsay vs. Iona (11-26-09)
FGA.....	10 Ford, Charity vs. Mississippi State (1-14-10)
Field Goal Att.....	10 Ford, Charity at SMU (11-18-09)
FG Pct (min 5 made).....	20 Ford, Charity at Tennessee (02-04-10)
3-Point FG Made.....	.818 (9-11) Watkins, Sarah vs. Alcorn State (11-15-09)
3-Point FG Att.....	8 Harris, Lyndsay vs. Iona (11-26-09)
3-Pt FG Pct (min 2 made).....	13 Harris, Lyndsay vs. Vanderbilt (1-31-10)
FTM.....	1.000 (2-2) Watkins, Sarah at Oklahoma (12-05-09)
Free Throw Att.....	10 Ford, Charity vs. SHSU (12-29-09)
FT Pct (min 10 made).....	10 Ford, Charity vs. SHSU (12-29-09)
Rebounds.....	1.000 (10-10) Ford, Charity vs. SHSU (12-29-09)
Assists.....	17 Daniels, Ashley vs. SHSU (12-29-09)
Steals.....	8 Harris, Lyndsay vs. SHSU (12-29-09); vs. Alcorn State (11-15-09)
Blocked Shots.....	6 Ford, Charity vs. Kentucky (02-07-10)
Turnovers.....	5 Watkins, Sarah vs. Coppin State (12-8-09)
	11 Harris, Lyndsay vs. LSU (1-7-10)

OPPONENT INDIVIDUAL GAME HIGHS

Points.....	31 Robinson, Danielle at Oklahoma (12-05-09)
FG Made.....	12 Robinson, Danielle at Oklahoma (12-05-09)
Field Goal Att.....	22 Robinson, Danielle at Oklahoma (12-05-09)
FG Pct (min 5 made).....	.889 (8-9) Jones, Courtney at LSU (2-25-10)
3-Point FG Made.....	8 Marshall, Beth at Northwestern (12-17-09)
3-Point FG Att.....	11 Robertson, Elizabeth vs. Ole Miss (02-18-10)
3-Pt FG Pct (min 2 made).....	1.000 (4-4) Jones, Courtney at LSU (2-25-10)
FTM.....	1.000 (2-2) Nelson, Kayla vs. Ole Miss (02-18-10)
Free Throw Att.....	1.000 (2-2) Lumanu, Arnelie vs. Miss St. (1-14-10); (2-2) Brown, Iyanna vs. ASU (11-15-09)
FT Pct (min 7 made).....	10 Dunlap, Victoria at Kentucky (01-21-10)
Rebounds.....	14 Smith, Chanice vs. SHSU (12-29-09)
Assists.....	14 Cook, Thazina vs. Iona (11-26-09)
Steals.....	1.000 (7-7) Mathies, A'dia vs. Kentucky (02-07-10)
Blocked Shots.....	17 Cain, Kelley at Tennessee (02-04-10)
Turnovers.....	10 James, Jasmine vs. Georgia (1-17-10)
	10 Nelson, Kayla at Ole Miss (1-10-10)
	5 Wiles, TaRonda vs. ETSU (11-22-09)
	8 Cain, Kelley at Tennessee (02-04-10)
	9 Cook, Thazina vs. Iona (11-26-09)

2009-10 FINAL SEC STANDINGS

TEAM	SEC	PCT	HOME	AWAY	ALL	PCT	HOME	AWAY	NEUTRAL	LAST 10	STREAK
Tennessee^	15-1	.938	8-0	7-1	32-3	.914	17-0	10-2	5-1	9-1	L1
Kentucky	11-5	.688	8-0	3-5	28-8	.777	17-0	6-6	5-2	6-4	L1
Miss State	9-7	.562	4-4	5-3	21-13	.618	12-4	6-4	3-5	6-4	L1
LSU	9-7	.562	4-4	5-3	21-10	.677	12-4	8-5	1-1	6-4	L1
Vanderbilt	9-7	.562	5-3	4-4	23-11	.676	12-4	8-6	3-1	6-4	L1
Georgia	9-7	.562	6-2	3-5	25-9	.735	14-2	7-5	4-2	6-4	L1
Florida	7-9	.438	4-4	3-5	15-17	.469	10-7	5-8	0-2	3-7	L1
S. Carolina	7-9	.438	3-5	4-4	14-15	.483	7-5	5-5	2-5	4-6	L1
Ole Miss	7-9	.438	5-3	2-6	17-15	.531	9-4	6-10	2-1	3-7	L2
Auburn	5-11	.312	3-5	2-6	15-16	.484	8-6	4-9	3-1	4-6	L1
Alabama	4-12	.250	2-6	2-6	12-18	.400	7-6	3-10	2-2	3-7	L1
ARKANSAS	4-12	.250	1-7	3-5	12-18	.400	5-7	3-8	4-3	3-7	L4

^SEC regular season and tournament champion

SEC HONORS/AWARDS

First Team All-SEC

*Allison Hightower, LSU
 *Angie Bjorklund, UT
 *Victoria Dunlap, UK
 Bianca Thomas, UM
 Alexis Rack, MSU
 Ashley Houts, UG
 Jence Rhoads, VU
 Kelley Cain, UT

Second Team All-SEC

Alli Smalley, AU
 Shekinna Stricklen, UT
 LaSondra Barrett, LSU
 Valerie Nainima, SC
 A'dia Mathies, UK
 Armelie Lumanu, MSU
 Merideth Marsh, VU
 Kelsey Bone, SC

All-Freshman Team

*A'dia Mathies, UK
 *Kelsey Bone, SC
 *Jasmine James, UG
 *Tiffany Clarke, VU
 Jennifer George, UF
 Jasmine Hassell, UG
 Morgan Toles, AU
 Elan Brown, VU

All-Defensive Team

Victoria Dunlap, UK
 Allison Hightower, LSU
 Kelley Cain, UT
 Armelie Lumanu, MSU
 Chanel Mokango, MSU

2010 SEC TOURNAMENT RESULTS

March 4-7, 2010
 Arena at Gwinnett Center
 Duluth, Ga.

Thursday, March 4

#9 Ole Miss 64, #8 S. Carolina 63
 #10 Auburn 74, #7 Florida 61
 #5 Vandy 65, #12 Arkansas 64 (OT)
 #6 Georgia 73, #11 Alabama 66

Friday, March 5

#1 Tennessee 76, Ole Miss 51
 #2 Kentucky 65, Auburn 54
 #5 Vanderbilt 63, #4 LSU 61
 #3 Mississippi State 67, Georgia 52

Saturday, March 6

#1 Tennessee 68, #5 Vanderbilt 49
 #2 Kentucky 76, #3 Miss State 65

Sunday, March 7

#1 Tennessee 70, #2 Kentucky 62

ALL-TOURNAMENT TEAM

A'dia Mathies, Kentucky
 Victoria Dunlap, Kentucky
 Alicia Manning, Tennessee
 Shekinna Stricklen, Tennessee
 Alyssia Brewer, Tennessee (MVP)

SEC PLAYERS OF THE WEEK

1 Shekinna Stricklen UT
 2 Alexis Rack MSU
 3 Merideth Marsh VU
 4 Shekinna Stricklen UT
 5 Allison Hightower LSU
 Alexis Rack MSU
 6 Victoria Dunlap UK
 7 No Award
 8 Allison Hightower LSU
 9 KeKe Carrier AU

10 Bianca Thomas UM
 11 Nikki Byrd UM
 12 Victoria Dunlap UK
 13 Victoria Dunlap UK
 14 Angie Bjorklund UT
 15 Victoria Dunlap UK
 16 Shekinna Stricklen UT

SEC FRESHMEN OF THE WEEK

1 Jasmine James UG
 2 Kelsey Bone USC
 3 Jasmine James UG
 4 A'dia Mathies UK
 5 Tiffany Clarke VU
 6 Jasmine James UG
 7 No Award
 8 Tiffany Clarke VU
 9 Jasmine James UG
 10 Kelsey Bone USC
 11 Jasmine Hassell UG
 12 A'dia Mathies UK
 13 Kelsey Bone USC
 14 **QUISTELLE WILLIAMS** ARK
 15 A'dia Mathies UK
 16 Jasmine James UG

SEC COMMUNITY SERVICE TEAM

Alyson Butler Alabama
ASHLEA WILLIAMS Arkansas
 Reneisha Hobbs Auburn
 Ashley Houts Georgia
 Carly Morrow Kentucky
 Allison Hightower LSU
 Alliesha Easley Ole Miss
 Bethany Washington Miss State
 Glory Johnson Tennessee
 Jessica Mooney Vanderbilt

SEC INDIVIDUAL LEADERS - ALL GAMES

SCORING		Cl	G	FG	3FG	FT	Pts	Avg/G
1.	Bianca Thomas-UM	Sr	32	219	100	132	670	20.9
2.	Allison Hightower-LS	Sr	31	215	45	90	565	18.2
3.	Victoria Dunlap-UK	Jr	35	228	2	175	633	18.1
4.	Alexia Rack-MS	Sr	33	188	108	93	577	17.5
5.	Valerie Nainima-SC	Jr	29	171	82	68	492	17.0
14.	Charity Ford-AR	Sr	30	144	35	55	378	12.6
15.	Lyndsay Harris-AR	So	30	123	75	56	377	12.6
30.	C'eira Ricketts-AR	So	30	127	7	29	290	9.7

REBOUNDING		Cl	G	Off	Def	Total	Avg/G
1.	Kelsey Bone-SC	Fr	29	82	186	268	9.2
2.	Tierney Jenkins-UA	Jr	29	99	165	264	9.1
3.	Victoria Dunlap-UK	Jr	35	120	173	293	8.4
4.	Porsha Phillips-UG	Jr	34	87	192	279	8.2
5.	Kelley Cain-UT	So	33	94	160	254	7.7
17.	Ashley Daniels-AR	So	30	73	111	184	6.1

FIELD GOAL PCT		Cl	G	FGM	FGA	Pct.
1.	Azania Stewart-UF	So	27	91	147	.619
2.	Kelley Cain-UT	So	33	148	244	.607
3.	Charenee Stephens-SC	So	25	88	147	.599
4.	Hannah Tuomi-VU	Jr	34	139	236	.589
5.	KeKe Carrier-AU	Sr	31	158	275	.575

ASSISTS		Cl	G	No.	Avg/G
1.	Kayla Melson-UM	Jr	30	178	5.9
2.	Jence Rhoads-VU	Jr	32	161	5.0
3.	Alexia Rack-MS	Sr	33	154	4.7
4.	Amber Smith-UK	Jr	36	161	4.5
5.	Morgan Toles-AU	Fr	29	128	4.4
7.	C'eira Ricketts-AR	So	30	121	4.0
13.	Lyndsay Harris-AR	So	30	95	3.2

FREE THROW PCT		Cl	G	FTM	FTA	Pct.
1.	Lasandra Barrett-LS	So	31	141	167	.844
2.	Merideth Marsh-VU	Sr	34	116	138	.841
3.	Shekinna Stricklen-UT	So	35	84	102	.824
4.	Ashley Houts-UG	Sr	34	115	141	.816
5.	Bianca Thomas-UM	Sr	32	132	162	.815

3-POINT FG PCT		Cl	G	3FG	FGA	Pct.
1.	Angie Bjorklund-UT	Jr	35	102	239	.427
2.	Allison Hightower-LS	Sr	31	45	113	.398
3.	Merideth Marsh-VU	Sr	34	88	225	.391
4.	Keyla Snowden-UK	So	36	51	132	.386
5.	Lauren Lueders-VU	Sr	34	58	152	.382
13.	Lyndsay Harris-AR	So	30	75	220	.341

BLOCKED SHOTS		Cl	G	No.	Avg/G
1.	Kelley Cain-UT	So	33	113	3.4
2.	Chanel Mokango-MS	Sr	34	83	2.4
3.	KeKe Carrier-AU	Sr	31	72	2.3
4.	Angel Robinson-UG	Sr	30	61	2.0
5.	Victoria Dunlap-UK	Jr	35	66	1.9
8.	Sarah Watkins-AR	Fr	30	40	1.3

STEALS		Cl	G	No.	Avg/G
1.	Victoria Dunlap-UK	Jr	35	107	3.1
2.	Armelle Lumanu-MS	Sr	34	89	2.6
3.	A'dia Mathies-UK	Fr	36	93	2.6
4.	C'eira Ricketts-AR	So	30	73	2.4
5.	Alexia Rack-MS	Sr	33	71	2.2
6.	Charity Ford-AR	Sr	30	63	2.1


3-POINT FG MADE		Cl	G	3FG	Avg/G
1.	Alexia Rack-MS	Sr	33	108	3.3
2.	Bianca Thomas-UM	Sr	32	100	3.1
3.	Angie Bjorklund-UT	Jr	35	102	2.9
4.	Valerie Nainima-SC	Jr	29	82	2.8
5.	Steffi Sorensen-UF	Sr	32	83	2.6
7.	Lyndsay Harris-AR	So	30	75	2.5

ASSIST/TURNOVER RATIO		Cl	G	Ast.	T/O	Ratio
1.	Kayla Melson-UM	Jr	30	178	105	1.7
2.	Jence Rhoads-VU	Jr	32	161	95	1.7
3.	Ashley Houts-UG	Sr	34	127	79	1.6
4.	Shantell Black-UM	Sr	32	135	86	1.6
5.	Shekinna Stricklen-UT	So	35	135	87	1.6
8.	C'eira Ricketts-AR	So	30	121	95	1.3
14.	Lyndsay Harris-AR	So	30	95	113	0.8

OFFENSIVE REBOUNDS		Cl	G	No.	Avg/G
1.	Victoria Dunlap-UK	Jr	35	120	3.4
2.	Tierney Jenkins-UA	Jr	29	99	3.4
3.	Angel Robinson-UG	Sr	30	98	3.3
4.	Jordan Greenleaf-AU	Jr	31	100	3.2
5.	Charenee Stephens-SC	So	25	78	3.1
15.	Ashley Daniels-AR	So	30	73	2.4

DEFENSIVE REBOUNDS		Cl	G	No.	Avg/G
1.	Kelsey Bone-SC	Fr	29	186	6.4
2.	Tierney Jenkins-UA	Jr	29	165	5.7
3.	Porsha Phillips-UG	Jr	34	192	5.6
4.	Victoria Dunlap-UK	Jr	35	173	4.9
5.	Glory Johnson-UT	So	35	171	4.9

MINUTES PLAYED		Cl	G	No.	Avg/G
1.	Jence Rhoads-VU	Jr	32	1184	37.0
2.	Alli Smalley-AU	Jr	31	1121	36.2
3.	Jasmine James-UG	Fr	34	1222	35.9
4.	Merideth Marsh-VU	Sr	34	1218	35.8
5.	Jordan Greenleaf-AU	Jr	31	1098	35.4



C'eira Ricketts is fouled on the way up.

SEC TEAM LEADERS - ALL GAMES

SCORING OFF	G	W-L	Pts	Avg/G	3FG PCT DEF	G	3FGM	3FGA	Pct.	TO MARGIN	G	Team	Avg.	Opp.	Avg.	Margin
1. UT	35	32-3	2600	74.3	1. UK	36	138	473	.292	1. UK	36	559	15.5	823	22.9	+7.3
2. UK	36	28-8	2662	73.9	2. GA	34	195	667	.292	2. LSU	31	395	12.7	607	19.6	+6.8
3. MS	32	17-15	2282	71.3	3. MSU	34	168	571	.294	3. MSU	34	532	15.6	670	19.7	+4.1
4. MSU	34	21-13	2405	70.7	4. LSU	31	117	392	.298	4. MS	32	451	14.1	513	16.0	+1.9
5. VU	34	23-11	2368	69.6	5. VU	34	171	568	.301	5. GA	34	552	16.2	604	17.8	+1.5
6. LSU	31	21-10	2124	68.5	6. UA	30	153	496	.308	6. UT	35	507	14.5	554	15.8	+1.3
7. AR	30	12-18	1948	64.9	7. UT	35	192	610	.315	7. UA	30	572	19.1	583	19.4	+0.4
8. SC	29	14-15	1874	64.6	8. SC	29	122	387	.315	8. VU	34	567	16.7	578	17.0	+0.3
9. UA	30	12-18	1921	64.0	9. AU	31	172	540	.319	9. AR	30	550	18.3	529	17.6	-0.7
10. GA	34	25-9	2126	62.5	10. MS	32	173	534	.324	10. FL	32	599	18.7	574	17.9	-0.8
11. FL	32	15-17	1995	62.3	11. AR	30	157	478	.328	11. SC	29	483	16.7	454	15.7	-1.0
12. AU	31	15-16	1917	61.8	12. FL	32	175	525	.333	12. AU	31	525	16.9	458	14.8	-2.2
SCORING DEF	G	Pts	Avg/G		OFF REB	G	REB	Avg/G		A/T O RATIO	G	Ast.	Avg.	T/O	Avg.	Ratio
1. LSU	31	1611	52.0		1. UT	35	1519	43.4		1. LSU	31	446	14.4	395	12.7	1.1
2. GA	34	1894	55.7		2. GA	34	1377	40.5		2. UT	35	550	15.7	507	14.5	1.1
3. UT	35	1997	57.1		3. UA	30	1214	40.5		3. MS	32	466	14.6	451	14.1	1.0
4. UK	36	2144	59.6		4. AU	31	1233	39.8		4. MSU	34	509	15.0	532	15.6	1.0
5. MSU	34	2067	60.8		5. MSU	34	1344	39.5		5. VU	34	508	14.9	567	16.7	0.9
6. AU	31	1927	62.2		6. LSU	31	1221	39.4		6. AU	31	418	13.5	525	16.9	0.8
7. VU	34	2150	63.2		7. SC	29	1109	38.2		7. UK	36	442	12.3	559	15.5	0.8
8. FL	32	2048	64.0		8. AR	30	1142	38.1		8. FL	32	439	13.7	599	18.7	0.7
9. MS	32	2068	64.6		9. MS	32	1217	38.0		9. GA	34	399	11.7	552	16.2	0.7
10. SC	29	1878	64.8		10. FL	32	1217	38.0		10. AR	30	379	12.6	550	18.3	0.7
11. UA	30	1999	66.6		11. UK	36	1368	38.0		11. UA	30	388	12.9	572	19.1	0.7
12. AR	30	2021	67.4		12. VU	34	1227	36.1		12. SC	29	308	10.6	483	16.7	0.6
SCORING MAR	G	Off	Def	Margin	DEF REB	G	REB	Avg/G		OFF REB	G	No.	Avg/G			
1. UT	35	74.3	57.1	+17.2	1. UT	35	1189	34.0		1. UT	35	546	15.6			
2. LSU	31	68.5	52.0	+16.5	2. AU	31	1069	34.5		2. AU	31	480	15.5			
3. UK	36	73.9	59.6	+14.4	3. LSU	31	1071	34.5		3. GA	34	510	15.0			
4. MSU	34	70.7	60.8	+9.9	4. SC	29	1048	36.1		4. MSU	34	508	14.9			
5. GA	34	62.5	55.7	+6.8	5. VU	34	1247	36.7		5. MS	32	472	14.8			
6. MS	32	71.3	64.6	+6.7	6. MS	32	1181	36.9		6. SC	29	427	14.7			
7. VU	34	69.6	63.2	+6.4	7. UK	36	1346	37.4		7. FL	32	470	14.7			
8. SC	29	64.6	64.8	-0.1	8. FL	32	1231	38.5		8. UA	30	434	14.5			
9. AU	31	61.8	62.2	-0.3	9. GA	34	1310	38.5		9. UK	36	507	14.1			
10. FL	32	62.3	64.0	-1.7	10. MSU	34	1328	39.1		10. LSU	31	432	13.9			
11. AR	30	64.9	67.4	-2.4	11. AR	30	1224	40.8		11. AR	30	393	13.1			
12. UA	30	64.0	66.6	-2.6	12. UA	30	1243	41.4		12. VU	34	415	12.2			
FT PCT	G	FTM	FTA	Pct.	REB MARGIN	G	Team	Avg.	Opp.	Avg.	Margin	DEF REB	G	No.	Avg/G	
1. LSU	31	467	644	.725	1. UT	35	1519	43.4	1189	34.0	+9.4	1. UT	35	973	27.8	
2. MS	32	427	590	.724	2. AU	31	1233	39.8	1069	34.5	+5.3	2. UA	30	780	26.0	
3. UK	36	631	891	.708	3. LSU	31	1221	39.4	1071	34.5	+4.8	3. GA	34	867	25.5	
4. AR	30	332	481	.690	4. SC	29	1109	38.2	1048	36.1	+2.1	4. LSU	31	789	25.5	
5. VU	34	442	642	.688	5. GA	34	1377	40.5	1310	38.5	+2.0	5. AR	30	749	25.0	
6. FL	32	357	521	.685	6. MS	32	1217	38.0	1181	36.9	+1.1	6. MSU	34	836	24.6	
7. MSU	34	386	568	.680	7. UK	36	1368	38.0	1346	37.4	+0.6	7. AU	31	753	24.3	
8. UT	35	405	609	.665	8. MSU	34	1344	39.5	1328	39.1	+0.5	8. UK	36	861	23.9	
9. GA	34	452	682	.663	9. FL	32	1217	38.0	1231	38.5	-0.4	9. VU	34	812	23.9	
10. SC	29	318	501	.635	10. VU	34	1227	36.1	1247	36.7	-0.6	10. SC	29	682	23.5	
11. UA	30	317	516	.614	11. UA	30	1214	40.5	1243	41.4	-1.0	11. FL	32	747	23.3	
12. AU	31	324	551	.588	12. AR	30	1142	38.1	1224	40.8	-2.7	12. MS	32	745	23.3	
FG PCT	G	FGM	FGA	Pct.	BLOCKS	G	No.	Avg/G		DEF REB%	G	D-Reb	Opp. OR	D-Reb%		
1. UT	35	1004	2181	.460	1. UT	35	226	6.5		1. LSU	31	789	322	.710		
2. VU	34	865	1909	.453	2. GA	34	187	5.5		2. UT	35	973	448	.685		
3. AU	31	736	1760	.418	3. AU	31	159	5.1		3. UK	36	861	444	.660		
4. MS	32	811	1948	.416	4. AR	30	130	4.3		4. AU	31	753	406	.650		
5. UK	36	922	2216	.416	5. UK	36	145	4.0		5. SC	29	682	376	.645		
6. LSU	31	768	1851	.415	6. MSU	34	134	3.9		6. GA	34	867	490	.639		
7. SC	29	713	1722	.414	7. LSU	31	122	3.9		7. MSU	34	836	473	.639		
8. MSU	34	887	2157	.411	8. FL	32	120	3.8		8. UA	30	780	443	.638		
9. AR	30	726	1810	.401	9. UA	30	87	2.9		9. MS	32	745	432	.633		
10. UA	30	738	1862	.396	10. VU	34	82	2.4		10. AR	30	749	457	.621		
11. GA	34	752	1964	.383	11. SC	29	64	2.2		11. FL	32	747	470	.614		
12. FL	32	709	1857	.382	12. MS	32	62	1.9		12. VU	34	812	515	.612		
FG% DEFENSE	G	FGM	FGA	Pct.	ASSISTS	G	No.	Avg/G		OFF REB%	G	O-Reb	Opp. DR	O-Reb%		
1. GA	34	686	1980	.346	1. UT	35	550	15.7		1. UT	35	546	741	.424		
2. UT	35	726	2075	.350	2. MSU	34	509	15.0		2. AU	31	480	663	.420		
3. LSU	31	614	1644	.373	3. VU	34	508	14.9		3. SC	29	427	672	.389		
4. MSU	34	757	1962	.386	4. MS	32	466	14.6		4. MS	32	472	749	.387		
5. UK	36	775	1991	.389	5. LSU	31	446	14.4		5. GA	34	510	820	.383		
6. VU	34	794	2022	.393	6. FL	32	439	13.7		6. FL	32	470	761	.382		
7. UA	30	713	1800	.396	7. AU	31	418	13.5		7. MSU	34	508	855	.373		
8. AR	30	739	1843	.401	8. UA	30	388	12.9		8. LSU	31	432	749	.366		
9. AU	31	729	1815	.402	9. AR	30	379	12.6		9. VU	34	415	732	.362		
10. FL	32	750	1853	.405	10. UK	36	442	12.3		10. UK	36	507	902	.360		
11. SC	29	690	1678	.411	11. GA	34	399	11.7		11. UA	30	434	800	.352		
12. MS	32	768	1864	.412	12. SC	29	308	10.6		12. AR	30	393	767	.339		
3FG PCT	G	3FGM	3FGA	Pct.	STEALS	G	No.	Avg/G		3PT FGM	G	No.	Avg/G			
1. UT	35	187	498	.376	1. UK	36	418	11.6		1. MS	32	233	7.3			
2. VU	34	196	534	.367	2. AR	30	279	9.3		2. MSU	34	245	7.2			
3. SC	29	130	372	.349	3. MSU	34	314	9.2		3. FL	32	220	6.9			
4. MS	32	233	681	.342	4. LSU	31	283	9.1		4. V4						

SEC IND. LEADERS - SEC ONLY GAMES

SCORING		Cl	G	FG	3FG	FT	Pts	Avg/G
1.	Bianca Thomas-UM	Sr	16	107	37	84	335	20.9
2.	Allison Hightower-LS	Sr	16	121	30	41	313	19.6
3.	Alli Smalley-AU	Jr	16	99	29	28	255	15.9
4.	Alexis Rack-MS	Sr	15	79	45	34	237	15.8
5.	Valerie Nainima-SC	Jr	16	91	48	21	251	15.7
	Victoria Dunlap-UK	Jr	16	85	1	80	251	15.7
10.	Lyndsay Harris-AR	So	16	70	39	37	216	13.5
15.	Charity Ford-AR	Sr	16	79	20	23	201	12.6

REBOUNDING		Cl	G	Off	Def	Total	Avg/G
1.	Porsha Phillips-UG	Jr	16	44	96	140	8.8
2.	Kelsey Bone-SC	Fr	16	39	99	138	8.6
3.	Armelle Lumanu-MS	Sr	16	46	86	132	8.3
4.	Tierney Jenkins-UA	Jr	16	43	87	130	8.1
5.	Kelley Cain-UT	So	15	41	77	118	7.9

FIELD GOAL PCT		Cl	G	FGM	FGA	Pct.
1.	Kelley Cain-UT	So	15	75	114	.658
2.	Charenee Stephens-SC	So	16	53	83	.639
3.	Hannah Tuomi-VU	Jr	16	48	86	.558
4.	KeKe Carrier-AU	Sr	16	81	146	.555
5.	Jasmine Hassell-UG	Fr	16	48	90	.533

ASSISTS		Cl	G	No.	Avg/G
1.	Kayla Melson-UM	Jr	16	91	5.7
2.	Jence Rhoads-VU	Jr	14	65	4.6
3.	Morgan Toles-AU	Fr	16	73	4.6
4.	Alexis Rack-MS	Sr	15	66	4.4
5.	Katherine Graham-LS	Jr	16	69	4.3
T8.	C'eira Ricketts-AR	So	16	66	4.1
T15	Lyndsay Harris-AR	So	16	44	2.8

FREE THROW PCT		Cl	G	FTM	FTA	Pct.
1.	Merideth Marsh-VU	Sr	16	60	67	.896
2.	Lasandra Barrett-LS	So	16	89	100	.890
3.	Chanel Mokango-MS	Sr	16	34	39	.872
4.	Amber Smith-UK	Jr	16	59	68	.868
5.	Amani Franklin-UK	Sr	16	38	44	.864
8.	Lyndsay Harris-AR	So	16	37	47	.787

3PT FG PCT		Cl	G	3FG	FGA	Pct.
1.	Alyson Butler-UA	Jr	16	18	41	.439
2.	Elizabeth Robertson-UM	Sr	16	49	114	.430
3.	Allison Hightower-LS	Sr	16	30	71	.423
4.	Lauren Lueders-VU	Sr	16	30	72	.417
5.	Angie Bjorklund-UT	Jr	16	42	101	.416
15.	Charity Ford-AR	Sr	16	20	62	.323

BLOCKED SHOTS		Cl	G	No.	Avg/G
1.	Kelley Cain-UT	So	15	67	4.5
2.	Chanel Mokango-MS	Sr	16	41	2.6
3.	KeKe Carrier-AU	Sr	16	39	2.4
4.	Angel Robinson-UG	Sr	15	28	1.9
5.	Victoria Dunlap-UK	Jr	16	23	1.4
	Porsha Phillips-UG	Jr	16	23	1.4
8.	Sarah Watkins-AR	Fr	16	18	1.1

STEALS		Cl	G	No.	Avg/G
1.	Armelle Lumanu-MS	Sr	16	41	2.6
2.	Victoria Dunlap-UK	Jr	16	38	2.4
3.	A'dia Mathies-UK	Fr	16	35	2.2
4.	Alexis Rack-MS	Sr	15	32	2.1
5.	C'eira Ricketts-AR	So	16	33	2.1
	Charity Ford-AR	Sr	16	33	2.1
T12.	Lyndsay Harris-AR	So	16	24	1.5

3PT FGM		Cl	G	3FG	Avg/G
1.	Elizabeth Robertson-UM	Sr	16	49	3.1
2.	Valerie Nainima-SC	Jr	16	48	3.0
	Alexis Rack-MS	Sr	15	45	3.0
4.	Steffi Sorensen-UF	Sr	16	43	2.7
5.	Angie Bjorklund-UT	Jr	16	42	2.6
7.	Lyndsay Harris-AR	So	16	39	2.4

ASSIST/TURNOVER RATIO		Cl	G	Ast.	T/O	Ratio
1.	Katherine Graham-LS	Jr	16	69	39	1.8
2.	Jence Rhoads-VU	Jr	14	65	44	1.5
3.	C'eira Ricketts-AR	So	16	66	45	1.5
4.	Armelle Lumanu-MS	Sr	16	68	47	1.4
5.	Kayla Melson-UM	Jr	16	91	65	1.4

OFFENSIVE REBOUNDS		Cl	G	No.	Avg/G
1.	Jordan Greenleaf-AU	Jr	16	54	3.4
2.	KeKe Carrier-AU	Sr	16	48	3.0
	Victoria Dunlap-UK	Jr	16	48	3.0
4.	Glory Johnson-UT	So	16	47	2.9
5.	Armelle Lumanu-MS	Sr	16	46	2.9

DEFENSIVE REBOUNDS		Cl	G	No.	Avg/G
1.	Kelsey Bone-SC	Fr	16	99	6.2
2.	Porsha Phillips-UG	Jr	16	96	6.0
3.	Lasandra Barrett-LS	So	16	89	5.6
4.	Tierney Jenkins-UA	Jr	16	87	5.4
5.	Armelle Lumanu-MS	Sr	16	86	5.4

MINUTES PLAYED		Cl	G	No.	Avg/G
1.	Jence Rhoads-VU	Jr	14	543	38.8
2.	Bianca Thomas-UM	Sr	16	614	38.4
3.	Kayla Melson-UM	Jr	16	613	38.3
4.	Jasmine James-UG	Fr	16	609	38.1
5.	Alli Smalley-AU	Jr	16	602	37.6



Sarah Watkins alters the shot.

SEC TEAM LEADERS - SEC ONLY GAMES

SCORING OFF	G	W-L	Pts	Avg/G
1. UT	16	15-1	1121	70.1
2. KY	16	11-5	1095	68.4
3. MS	16	7-9	1080	67.5
4. LSU	16	9-7	1074	67.1
5. MSU	16	9-7	1034	64.6
6. VU	16	9-7	1034	64.6
7. SC	16	7-9	975	60.9
8. AR	16	4-12	949	59.3
9. AU	16	5-11	942	58.9
10. UA	16	4-12	934	58.4
12. FL	16	7-9	933	58.3

SCORING DEF	G	Pts	Avg/G
1. LSU	16	900	56.2
2. GA	16	912	57.0
3. UT	16	913	57.1
4. KY	16	965	60.3
5. MSU	16	985	61.6
6. SC	16	1008	63.0
7. VU	16	1009	63.1
8. AU	16	1016	63.5
9. FL	16	1070	66.9
10. AR	16	1097	68.6
11. UA	16	1106	69.1
12. MS	16	1124	70.2

SCORING MAR	G	Offense	Defense	Margin
1. UT	16	70.1	57.1	+13.0
2. LSU	16	67.1	56.2	+10.9
3. KY	16	68.4	60.3	+8.1
4. MSU	16	64.6	61.6	+3.1
5. VU	16	64.6	63.1	+1.6
6. GA	16	58.4	57.0	+1.4
7. SC	16	60.9	63.0	-2.1
8. MS	16	67.5	70.2	-2.8
9. AU	16	58.9	63.5	-4.6
10. FL	16	58.3	66.9	-8.6
11. AR	16	59.3	68.6	-9.2
12. UA	16	58.4	69.1	-10.8

FT PCT	G	FTM	FTA	Pct.
1. LSU	16	216	288	.750
2. KY	16	269	364	.739
3. VU	16	177	241	.734
4. MS	16	215	293	.734
5. FL	16	185	255	.725
6. MSU	16	172	239	.720
7. AR	16	164	235	.698
8. UT	16	172	265	.649
9. GA	16	178	279	.638
10. SC	16	131	206	.636
11. UA	16	145	231	.628
12. AU	16	141	240	.588

FG PCT	G	FGM	FGA	Pct.
1. VU	16	381	832	.458
2. UT	16	436	955	.457
3. LSU	16	395	958	.412
4. SC	16	383	934	.410
5. MS	16	376	919	.409
6. AU	16	373	912	.409
7. KY	16	376	970	.388
8. UA	16	363	945	.384
9. GA	16	342	893	.383
10. MSU	16	378	991	.381
11. AR	16	352	953	.369
12. FL	16	324	926	.350

FG PCT DEF	G	FGM	FGA	Pct.
1. GA	16	324	928	.349
2. UT	16	327	931	.351
3. MSU	16	362	955	.379
4. KY	16	351	907	.387
5. LSU	16	342	866	.395
6. VU	16	373	924	.404
7. UA	16	407	996	.409
8. AU	16	383	934	.410
9. AR	16	412	968	.426
10. FL	16	401	939	.427
11. SC	16	376	876	.429
12. MS	16	421	964	.437

3PT FG PCT	G	3FGM	3FGA	Pct.
1. VU	16	95	232	.409
2. UT	16	77	200	.385
3. SC	16	78	216	.361
4. LSU	16	68	197	.345
5. MS	16	113	331	.341
6. AU	16	55	184	.299
7. MSU	16	106	357	.297
8. KY	16	74	252	.294
9. UA	16	63	219	.288
10. FL	16	100	352	.284
11. AR	16	81	287	.282
12. GA	16	72	256	.281

3PT FG PCT DEF	G	3FGM	3FGA	Pct.
1. VU	16	61	240	.254
2. GA	16	89	311	.286
3. MSU	16	79	270	.293
4. UA	16	86	282	.305
5. AR	16	81	257	.315
6. LSU	16	67	211	.318
7. AU	16	97	300	.323
8. FL	16	91	277	.329
9. KY	16	66	200	.330
10. SC	16	64	188	.340
11. UT	16	102	288	.354
12. MS	16	99	259	.382

REB OFFENSE	G	Rebounds	Avg/G
1. UT	16	665	41.6
2. GA	16	632	39.5
3. AU	16	624	39.0
4. MSU	16	622	38.9
5. UA	16	604	37.8
6. FL	16	603	37.7
7. KY	16	602	37.6
8. LSU	16	595	37.2
9. SC	16	574	35.9
10. AR	16	567	35.4
11. MS	16	557	34.8
12. VU	16	542	33.9

REB DEFENSE	G	Rebounds	Avg/G
1. VU	16	541	33.8
2. SC	16	542	33.9
3. AU	16	544	34.0
4. UT	16	544	34.0
5. LSU	16	558	34.9
6. GA	16	602	37.6
7. KY	16	609	38.1
8. FL	16	617	38.6
9. MS	16	618	38.6
10. MSU	16	661	41.3
11. AR	16	668	41.8
12. UA	16	683	42.7

REB MARGIN	G	Team	Avg.	Opp.	Avg.	Margin
1. UT	16	665	41.6	544	34.0	+7.6
2. AU	16	624	39.0	544	34.0	+5.0
3. LSU	16	595	37.2	558	34.9	+2.3
4. SC	16	574	35.9	542	33.9	+2.0
5. GA	16	632	39.5	602	37.6	+1.9
6. VU	16	542	33.9	541	33.8	+0.1
7. KY	16	602	37.6	609	38.1	-0.4
8. FL	16	603	37.7	617	38.6	-0.9
9. MSU	16	622	38.9	661	41.3	-2.4
10. MS	16	557	34.8	618	38.6	-3.8
11. UA	16	604	37.8	683	42.7	-4.9
12. AR	16	567	35.4	668	41.8	-6.3

BLOCKS	G	No.	Avg/G
1. UT	16	112	7.0
2. GA	16	81	5.1
3. AU	16	78	4.9
4. AR	16	67	4.2
5. MSU	16	66	4.1
6. FL	16	57	3.6
7. LSU	16	56	3.5
8. UA	16	55	3.4
9. KY	16	48	3.0
10. VU	16	30	1.9
11. SC	16	29	1.8
12. MS	16	28	1.8

ASSISTS	G	No.	Avg/G
1. UT	16	238	14.9
2. LSU	16	237	14.8
3. MSU	16	215	13.4
4. VU	16	213	13.3
5. AU	16	211	13.2
6. MS	16	210	13.1
7. FL	16	193	12.1
8. UA	16	186	11.6
9. GA	16	185	11.6
10. AR	16	177	11.1
11. KY	16	169	10.6
12. SC	16	168	10.5

STEALS	G	No.	Avg/G
1. KY	16	156	9.8
2. AR	16	133	8.3
3. LSU	16	132	8.3
4. MSU	16	127	7.9
5. FL	16	126	7.9
6. UA	16	111	6.9
7. MS	16	109	6.8
8. GA	16	103	6.4
9. UT	16	96	6.0
10. VU	16	93	5.8
11. AU	16	93	5.8
12. SC	16	78	4.9

TO MARGIN	G	Team	Avg.	Opp.	Avg.	Margin
1. LSU	16	202	12.6	286	17.9	+5.3
2. KY	16	250	15.6	329	20.6	+4.9
3. MSU	16	242	15.1	272	17.0	+1.9
4. UT	16	230	14.4	249	15.6	+1.2
5. MS	16	222	13.9	229	14.3	+0.4
6. AR	16	271	16.9	267	16.7	-0.2
7. SC	16	228	14.3	218	13.6	-0.6
8. GA	16	264	16.5	245	15.3	-1.2
9. FL	16	293	18.3	259	16.2	-2.1
10. UA	16	321	20.1	277	17.3	-2.8
11. AU	16	264	16.5	212	13.3	-3.3
12. VU	16	277	17.3	221	13.8	-3.5

A/T O RATIO	G	Ast.	Avg.	T/O	Avg.	Ratio
1. LSU	16	237	14.8	202	12.6	1.2
2. UT	16	238	14.9	230	14.4	1.0
3. MS	16	210	13.1	222	13.9	0.9
4. MSU	16	215	13.4	242	15.1	0.9
5. AU	16	211	13.2	264	16.5	0.8
6. VU	16	213	13.3	277	17.3	0.8
7. SC	16	168	10.5	228	14.3	0.7
8. GA	16	185	11.6	264	16.5	0.7
9. KY	16	169	10.6	250	15.6	0.7
10. FL	16	193	12.1	293	18.3	0.7
11. AR	16	177	11.1	271	16.9	0.7
12. UA	16	186	11.6	321	20.1	0.6

OFF REB	G	No.	Avg/G
1. AU	16	245	15.3
2. FL	16	244	15.3
3. UT	16	234	14.6
4. KY	16	230	14.4
5. MSU	16	229	14.3
6. GA	16	222	13.9
7. SC	16	221	13.8
8. MS	16	208	13.0
9. UA	16	203	12.7
10. LSU	16	203	12.7
11. AR	16	196	12.3
12. VU	16	166	10.4

DEF REB	G	No.	Avg/G
1. UT	16	431	26.9
2. GA	16	410	25.6
3. UA	16	401	25.1
4. MSU	16	393	24.6
5. LSU	16	392	24.5
6. AU	16	379	23.7
7. VU	16	376	23.5
8. KY	16	372	23.3
9. AR	16	371	23.2
10. FL	16	359	22.4
11. SC	16	353	22.1
12. MS	16	349	21.8

DEF REB PCT.	G	D-Reb	Opp. OR	D-Reb%
1. LSU	16	392	163	.706
2. UT	16	431	207	.676
3. SC	16	353	179	.664
4. AU	16	379	201	.653
5. GA	16	410	225	.646
6. KY	16	372	213	.636
7. VU	16	376	227	.624
8. AR	16	371	228	.619
9. MSU	16	393	242	.619
10. FL	16	359	222	.618
11. UA	16	401	251	.615
12. MS	16	349	243	.590

OFF REB PCT.	G	O-Reb	Opp. DR	O-Reb%
1. AU	16	245	343	.417
2. UT	16	234	337	.410
3. FL	16	244	395	.382
4. SC	16	221	363	.378
5. GA	16	222	377	.371
6. KY	16	230	396	.367
7. MS	16	208	375	.357
8. MSU	16	229	419	.353
9. VU	16	166	314	.346
10. LSU	16	203	395	.339
11. UA	16	203	432	.320
12. AR	16	196	440	.308

GAME 1 || ARKANSAS 87, ALCORN STATE 78

NOV. 15, 2009 || HOT SPRINGS, ARK. (SUMMIT ARENA)

Alcorn State 78 • 0-2

#	Player	Total		3-Ptr		Rebounds			PF	TP	A TO Blk Stl					Min
		FG-FGA	FG-FGA	FT-FTA	Off	Def	Tot	A			TO	Blk	Stl			
10	SMITH, Isis	*	3-6	0-0	0-3	0	0	0	5	6	2	6	2	1	18	
11	RICHMOND, Renelle	*	2-5	0-0	3-4	1	2	3	1	7	1	4	0	3	19	
12	RUFFIN, Kiara	*	6-16	1-3	2-3	0	2	2	4	15	4	4	0	2	35	
14	BROWN, Iyanna	*	5-11	2-2	0-0	2	3	5	2	12	4	6	0	2	29	
34	BREEDLOVE, Shamika	*	1-10	0-0	0-0	4	3	7	4	2	0	2	1	2	31	
20	ANDREWS, Au-juvan		0-0	0-0	0-0	0	0	0	1	0	0	0	0	0	1	
23	CRUMBLY, Carolinsia		6-13	3-5	0-0	3	2	5	3	15	6	5	1	2	32	
24	DAVIDSON, Amanda		7-11	6-7	0-0	1	1	2	3	20	1	0	1	2	28	
32	STEWART, Tiffany		0-0	0-0	1-2	0	1	1	1	1	0	0	0	0	6	
33	JOHNSON, Cheetara		0-0	0-0	0-0	0	2	2	0	0	2	0	0	0	1	
Team						4	3	7								
Totals			30-72	12-17	6-12	15	19	34	24	78	20	27	5	14	200	
FG % 1st Half: 15-40		37.5%	2nd half: 15-32	46.9%	Game: 30-72	41.7%										Deadball Rebounds 3
3FG % 1st Half: 5-8		62.5%	2nd half: 7-9	77.8%	Game: 12-17	70.6%										
FT % 1st Half: 0-2		0.0%	2nd half: 6-10	60.0%	Game: 6-12	50.0%										

Arkansas 87 • 1-0

#	Player	Total			3-Ptr			Rebounds			PF	TP	A TO Blk Stl				Min
		FG-FGA	FG-FGA	FT-FTA	Off	Def	Tot	A	TO	Blk			Stl				
12	DANIELS, Ashley	* 6-9	0-0	9-9	2	5	7	2	21	2	1	0	1	0	1	22	
22	RICKETTS, C'eria	* 0-5	0-0	1-2	3	2	5	0	1	2	5	4	2	2	27		
23	McCRAV, Ashley	* 5-7	0-0	1-2	2	3	5	1	11	0	2	2	0	2	19		
32	FORD, Charity	* 4-5	0-1	0-0	1	3	4	3	8	2	3	0	4	4	15		
33	HARRIS, Lyndsay	* 1-8	0-4	1-2	0	1	1	2	3	8	4	1	2	23			
03	TOWNSEND, Jamesha	1-2	0-1	0-3	0	2	2	1	2	1	1	1	1	1	12		
04	WATKINS, Sarah	9-11	0-1	2-3	2	3	5	3	20	2	7	1	1	21			
13	INMAN, Julie	0-0	0-0	2-4	0	0	0	1	2	1	4	0	1	13			
15	REES, Skye	1-1	0-0	0-0	1	1	2	1	2	1	2	0	0	7			
21	ROBINSON, Dominique	4-7	0-0	0-0	5	3	8	1	8	1	1	0	2	24			
24	RICHARDSON, Brittney	2-5	1-3	0-0	0	0	0	0	5	0	0	0	1	6			
44	WILLIAMS, Quistelle	2-4	0-1	0-0	1	4	5	1	4	3	1	0	2	11			
Team					0	3	3										
Totals		35-64	1-11	16-25	17	30	47	16	87	23	31	9	17	200			
FG % 1st Half: 11-25		44.0%	2nd half: 24-39	61.5%	Game: 35-64		54.7%										
3FG % 1st Half: 0-4		0.0%	2nd half: 1-7	14.3%	Game: 1-11		9.1%										
FT % 1st Half: 9-14		64.3%	2nd half: 7-11	63.6%	Game: 16-25		64.0%										
Deadball Rebounds 2																	

Officials: Bruce Morris, Jeff Caudle, Eric Baker
Technical fouls: Alcorn State-None. Arkansas-None.
Attendance: 1034
Fouled out: Alcorn State: #10, Smith (10:24)

Score by periods	1st	2nd	Total
Alcorn State	35	43	78
Arkansas	31	56	87

GAME 3 || ARKANSAS 95, ETSU 78

NOV. 22, 2009 || FAYETTEVILLE, ARK. (BUD WALTON)

ETSU 78 • 1-2

#	Player		Total		3-Ptr		Rebounds			PF	TP	A TO Blk Stl				Min
			FG-FGA	FG-FGA	FT-FTA	Off	Def	Tot	A			TO	Blk	Stl		
25	WASHINGTON, Gwen	f	3-15	0-2	1-1	6	2	8	3	7	2	2	1	2	36	
44	EVANS, Sierre	f	6-14	2-5	6-10	6	9	15	4	20	1	4	0	2	40-	
24	AUSTIN, Tosha	c	1-1	0-0	0-0	0	1	1	5	2	0	1	1	0	13	
00	DAVIS, Tara	g	3-12	1-5	3-3	0	0	0	3	10	4	3	0	2	25	
22	WILES, TaRonda	g	8-21	2-4	8-10	3	4	7	2	26	3	3	0	5	37	
03	PICKWELL, Natalie		0-1	0-1	0-0	0	0	0	0	0	0	0	0	0	2	
11	GORDON, Tarita		1-8	0-2	6-8	2	2	4	3	8	3	2	0	0	22	
12	ROBINSON, Iesha		0-2	0-1	0-0	0	0	0	0	1	0	0	0	0	4	
45	BELCHER, Latisha		2-4	0-0	1-2	2	1	3	2	5	0	2	0	0	13	
60	BENEDICT, Ashley		0-1	0-0	0-0	0	0	0	1	0	0	0	0	0	8	
Team						2	3	5								
Totals			24-79	5-20	25-34	21	22	43	24	78	13	17	2	11	200	
FG % 1st Half: 12-33		36.4%	2nd half: 12-46	26.1%	Game: 24-79	30.4%										Deadball
3FG % 1st Half: 4-7		57.1%	2nd half: 1-13	7.7%	Game: 5-20	25.0%										Rebounds
FT % 1st Half: 12-16		75.0%	2nd half: 13-18	72.2%	Game: 25-34	73.5%										6

Arkansas 95 • 2-1

#	Player		Total		3-Ptr		Rebounds			PF	TP	A TO Blk Stl				Min
			FG-FGA	FG-FGA	FT-FTA	Off	Def	Tot	A			TO	Blk	Stl		
12	DANIELS, Ashley	f	4-7	0-0	2-3	0	4	4	4	10	0	2	0	0	20	
23	McCRAV, Ashley	c	2-4	0-0	4-5	2	3	5	1	8	1	3	1	1	16	
22	RICKETTS, C'eira	g	3-6	0-0	2-2	0	2	2	3	8	2	6	0	3	20	
32	FORD, Charity	g	5-10	1-5	3-3	2	0	2	2	14	5	2	0	1	29	
33	HARRIS, Lyndsay	g	2-6	1-4	4-5	0	3	3	4	9	6	4	0	2	22	
03	TOWNSEND, Jamesha		1-3	0-0	1-2	0	2	2	2	3	0	1	0	0	10	
04	WATKINS, Sarah		6-9	1-1	1-2	4	5	9	3	14	0	2	3	2	22	
13	INMAN, Julie		0-1	0-0	2-2	0	2	2	2	2	1	1	0	0	13	
15	REES, Skye		1-4	1-4	2-4	0	0	0	0	5	3	0	1	0	9	
21	ROBINSON, Dominique		5-8	5-6	2-2	1	6	7	2	17	2	2	0	2	25	
24	RICHARDSON, Brittney		0-1	0-1	0-0	0	0	0	0	0	0	0	0	0	1	
44	WILLIAMS, Quistelle		2-3	0-0	1-2	1	4	5	5	5	1	3	1	0	13	
Team						2	5	7								
Totals			31-62	9-21	24-32	12	36	48	28	95	21	26	6	11	200	
FG % 1st Half: 12-32			37.5%	2nd half: 19-30	63.3%	Game: 31-62			50.0%						Deadball	
3FG % 1st Half: 3-13			23.1%	2nd half: 6-8	75.0%	Game: 9-21			42.9%						Rebounds	
FT % 1st Half: 11-13			84.6%	2nd half: 13-19	68.4%	Game: 24-32			75.0%						5.1	

Officials: Eddie Novak, Angel Stanton, Ed Sidlasky
Technical fouls: ETSU-None. Arkansas-None.
Attendance: 2044
Estimated Actual Attendance: 1,159
Fouled Out: East Tennessee #24, Austin (11:53 2nd Half)
Arkansas #44, Q. Williams (1:10 2nd Half)

Score by periods	1st	2nd	Total
ETSU	40	38	78
Arkansas	38	57	95

GAME 2 || SMU 76, ARKANSAS 71

NOV. 18, 2009 || DALLAS, TEXAS (MOODY COLISEUM)

Arkansas 71 • 1-1

		Total		3-Ptr		Rebounds									
#	Player	FG-FGA	FG-FGA	FT-FTA	Off	Def	Tot	PF	TP	A	TO	Blk	Stl	Min	
12	DANIELS, Ashley	* 3-8	0-0	0-0	2	7	9	4	6	1	4	1	1	33	
22	RICKETTS, C'eria	* 5-10	1-1	0-2	2	0	2	2	11	5	3	1	3	31	
23	McCRAV, Ashley	* 1-3	0-0	2-4	0	4	4	0	4	1	4	1	1	15	
32	FORD, Charity	* 10-19	0-5	4-4	2	3	5	1	24	1	3	0	2	31	
33	HARRIS, Lyndsay	* 3-10	1-3	2-2	0	1	1	4	9	5	2	0	1	30	
04	WATKINS, Sarah	4-8	0-0	2-2	3	5	8	1	10	1	2	0	2	28	
13	INMAN, Julie	0-0	0-0	0-0	0	0	0	1	0	0	1	0	0	2	
21	ROBINSON, Dominique	2-5	1-1	2-4	4	1	5	4	7	0	3	0	2	30	
Team					3	3	6								
Totals		28-63	3-10	12-18	16	24	40	17	71	14	22	3	12	200	
FG % 1st Half: 11-29		37.9%	2nd half: 17-34	50.0%	Game: 28-63		44.4%			Deadball					
3FG % 1st Half: 1-4		25.0%	2nd half: 2-6	33.3%	Game: 3-10		30.0%			Rebounds					
FT % 1st Half: 3-4		75.0%	2nd half: 9-14	64.3%	Game: 12-18		66.7%			4					

GAME 5 || ARKANSAS 69, WKU 51 **NOV. 27, 2009 || CANCUN, MEXICO (BULL MOON BALLROOM)**

Arkansas 69 • 4-1

#	Player		Total		3-Ptr		Rebounds			PF	TP	A		Blk	Stl	Min
			FG-FGA	FG-FGA	FT-FTA	FT-FTA	Off	Def	Tot			A	TO			
12	DANIELS, Ashley	f	2-2	0-0	1-2	1-2	2	4	6	5	5	0	1	0	2	18
23	McCRAV, Ashley	c	0-1	0-0	0-0	0-0	0	2	2	2	0	0	2	0	0	6
22	RICKETTS, C'eira	g	3-8	0-0	4-8	0	1	1	0	10	5	2	2	1	1	33
32	FORD, Charity	g	6-11	2-4	2-2	0	4	4	2	16	3	3	0	3	33	33
3	HARRIS, Lyndsay	g	5-11	2-7	3-4	0	6	6	3	15	1	2	0	1	1	30
03	TOWNSEND, Jamesha		0-1	0-1	2-2	1	2	3	1	2	0	1	0	0	0	10
04	WATKINS, Sarah		3-5	0-0	2-2	2	1	3	2	8	0	3	2	0	0	25
13	INMAN, Julie		0-0	0-0	0-1	0	1	1	0	0	1	0	0	0	0	4
15	REES, Skye		0-1	0-1	0-0	0	0	0	0	0	0	0	0	0	0	3
21	ROBINSON, Dominique		3-8	2-6	3-4	2	5	7	1	11	0	2	1	1	1	28
24	RICHARDSON, Brittney		0-0	0-0	0-0	0	0	0	0	0	0	0	0	0	0	1
44	WILLIAMS, Quistelle		1-1	0-0	0-0	1	1	2	1	2	1	0	0	0	0	9
Team							0	1	1							
Totals			23-49	6-19	17-25	8	28	36	17	69	11	16	5	8		200
FG % 1st Half: 13-27			48.1%	2nd half: 10-22	45.5%	Game: 23-49		46.9%	Deadball							
3FG % 1st Half: 5-13			38.5%	2nd half: 1-6	16.7%	Game: 6-19		31.6%								
FT % 1st Half: 5-6			83.3%	2nd half: 12-19	63.2%	Game: 17-25		68.0%								

WKU 51 • 3-2

#	Player		Total		3-Ptr		Rebounds			PF	TP	A		Blk	Stl	Min
			FG-FGA	FG-FGA	FT-FTA	FT-FTA	Off	Def	Tot			A	TO			
23	Duck, Dominique	f	1-8	0-0	2-3	5	0	5	2	4	1	4	2	0	0	20
32	Brown, Amika	f	4-8	0-0	0-1	6	6	12	3	8	1	2	0	0	0	32
35	Magley, Jessica	f	4-9	0-0	1-3	5	4	9	3	9	1	2	0	0	0	22
03	McNear, Amy	g	1-7	0-0	0-1	1	4	5	1	2	2	3	0	0	0	32
05	Rich, Kenzie	g	2-11	0-4	1-2	0	0	0	3	5	0	3	0	1	1	28
04	Thomas, Teranie		1-2	0-0	0-0	1	1	2	2	2	0	0	0	0	0	6
13	Brown, Hope		0-2	0-2	0-0	0	0	0	0	0	2	0	0	0	0	4
14	Davis, Lashay		5-11	5-8	4-6	0	2	2	4	19	2	0	0	2	2	28
24	Clifton, Courtney		0-3	0-2	0-0	0	1	1	2	0	3	2	0	0	0	16
31	Owens, LaTeira		0-0	0-0	0-0	0	0	0	0	0	0	1	0	0	0	1
33	Obafemi, Vanessa		0-1	0-0	0-0	1	0	1	0	0	0	0	0	0	0	2
34	House, Caitlin		0-0	0-0	0-0	0	0	0	0	0	0	1	0	0	0	1
55	Johnson, Jasmine		1-2	0-0	0-0	0	1	1	1	2	0	0	0	0	0	8
Team						3	2	5				1				
Totals			19-64	5-16	8-16	22	21	43	21	51	12	19	2	3		200
FG % 1st Half: 7-30			23.3%	2nd half: 12-34	35.3%	Game: 19-64		29.7%	Deadball							
3FG % 1st Half: 0-3			0.0%	2nd half: 5-13	38.5%	Game: 5-16		31.3%								
FT % 1st Half: 5-8			62.5%	2nd half: 3-8	37.5%	Game: 8-16		50.0%								

Officials: Kelly Johnson, Kathy Ridilla, Mary Day
 Technical fouls: Arkansas-None. WKU-None.
 Attendance: 100
 Caribbean Challenge, Moon Palace Resort, Cancun, Mexico

Score by periods	1st	2nd	Total
Arkansas	36	33	69
WKU	19	32	51

GAME 7 || #18 OKLAHOMA 87, ARKANSAS 86 (OT) **DEC. 5, 2009 || NORMAN, OKLA. (LLOYD NOBLE CENTER)**

Arkansas 86 • 5-2

#	Player		Total		3-Ptr		Rebounds			PF	TP	A		Blk	Stl	Min
			FG-FGA	FG-FGA	FT-FTA	FT-FTA	Off	Def	Tot			A	TO			
12	DANIELS, Ashley	f	2-6	0-0	4-4	3	7	10	2	8	0	1	1	2	29	29
23	McCRAV, Ashley	c	4-6	0-0	0-0	2	1	3	4	8	0	1	0	1	6	6
22	RICKETTS, C'eira	g	5-16	0-1	5-6	1	1	2	5	15	4	3	0	4	35	35
32	FORD, Charity	g	5-14	4-7	1-1	4	2	6	2	15	2	2	0	0	37	37
33	HARRIS, Lyndsay	g	3-9	2-5	0-1	0	3	3	3	8	1	3	0	0	30	30
03	TOWNSEND, Jamesha		1-1	0-0	0-1	0	2	2	1	2	0	0	0	0	6	6
04	WATKINS, Sarah		8-12	2-2	0-3	2	3	5	4	18	1	0	0	0	30	30
15	REES, Skye		1-2	1-2	0-0	0	1	1	1	3	1	0	0	0	12	12
21	ROBINSON, Dominique		0-4	0-2	0-0	0	2	2	0	0	2	2	0	0	25	25
24	RICHARDSON, Brittney		0-0	0-0	0-0	0	0	0	0	0	0	0	0	0	2	2
44	WILLIAMS, Quistelle		3-7	1-2	2-2	2	1	3	3	9	0	2	0	2	13	13
Team						4	5	9								
Totals			32-77	10-21	12-18	18	28	46	25	86	11	14	1	9		225
FG % 1st Half: 17-37			45.9%	2nd half: 12-33	36.4%	OT: 3-7	42.9%	Game: 32-77	41.6%	Deadball						
3FG % 1st Half: 4-11			36.4%	2nd half: 5-8	62.5%	OT: 1-2	50.0%	Game: 10-21	47.6%							
FT % 1st Half: 8-9			88.9%	2nd half: 4-9	44.4%	OT: 0-0	0.0%	Game: 12-18	66.7%							

Oklahoma 87 • 6-2

#	Player		Total		3-Ptr		Rebounds			PF	TP	A		Blk	Stl	Min
			FG-FGA	FG-FGA	FT-FTA	FT-FTA	Off	Def	Tot			A	TO			
10	Roethlisberger,C	f	1-5	1-4	2-5	3	4	7	4	5	1	3	1	0	39	39
21	Thompson,Amanda	f	6-14	0-0	4-4	4	10	14	4	16	5	3	3	2	38	38
34	Olajuwon,Abi	c	3-8	0-0	5-8	5	0	5	3	11	0	0	1	1	21	21
01	Stevenson,Nyeshia	g	5-13	1-6	1-1	1	6	7	1	12	2	5	0	1	43	43
13	Robinson,Danielle	g	12-22	0-0	7-9	1	2	3	3	31	3	2	0	2	41	41
14	Willis,Lauren		1-1	1-1	0-0	0	4	4	0	3	0	0	0	0	20	20
45	Hartman,Jasmine		0-2	0-0	0-0	0	1	1	1	0	0	0	0	0	8	8
53	McFarland,Joanna		2-4	0-1	5-6	1	3	4	3	9	0	1	0	0	15	15
Team						2	1	3								
Totals			30-69	3-12	24-33	17	31	48	19	87	11	14	5	6		225
FG % 1st Half: 12-27			44.4%	2nd half: 14-35	40.0%	OT: 4-7	57.1%	Game: 30-69	43.5%	Deadball						
3FG % 1st Half: 1-5			20.0%	2nd half: 2-7	28.6%	OT: 0-0	0.0%	Game: 3-12	25.0%							
FT % 1st Half: 8-14			57.1%	2nd half: 16-19	84.2%	OT: 0-0	0.0%	Game: 24-33	72.7%							

Officials: Cameron Inouye, Carla Fountain, Charles Carroll
 Technical fouls: Arkansas-None. Oklahoma-None.
 Attendance: 6736

Score by periods	1st	2nd	OT	Total
Arkansas	46	33	7	86
Oklahoma	33	46	8	87

Last FG - AR OT-00:28, OU OT-00:09.
 Largest lead - AR by 16 2nd-13:37, OU by 6 1st-12:50.

Points	In Paint	Off T/O	2nd Chance	Fast Break	Bench
AR	20	23	16	0	32
OU	36	14	19	2	12

Score tied - 4 times.
 Lead changed - 10 times.

GAME 6 || ARKANSAS 60, KANSAS STATE 58 **DEC. 2, 2009 || FAYETTEVILLE, ARK. (BUD WALTON)**

Kansas State 58 • 2-4

		Total			3-Ptr		Rebounds										
#	Player		FG-FGA	FT-FTA		Off	Def	Tot	PF	TP	A	TO	Blk	Stl	Min		
04	Sweet, Ashley	f	6-12	0-1	6-6	4	6	10	2	18	2	4	0	0	40		
33	Childs, Jalana	f	5-10	0-0	0-1	1	6	7	1	10	2	3	3	0	40		
02	Chambers, Brittany	g	5-10	3-6	1-3	1	5	6	2	14	1	1	0	0	34		
12	Karr, Taelor	g	2-5	0-2	0-0	0	5	5	4	4	3	6	0	0	40		
41	Kincaid, Kari	g	5-9	2-6	0-0	1	1	2	1	12	2	2	0	4	40		
23	Spani, Shalin		0-0	0-0	0-0	0	0	0	1	0	1	1	0	0	6		
Team						0	3	3			2						
Totals			23-46	5-15	7-10	7	26	33	11	58	11	19	3	4	200		
FG % 1st Half:		14-26	53.8%	2nd half:	9-20	45.0%	Game:		23-46	50.0%	Deadball Rebounds						
3FG % 1st Half:		3-9	37.5%	2nd half:	2-7	28.6%	Game:		5-15	33.3%	1						
FT % 1st Half:		4-4	100.0%	2nd half:	3-6	50.0%	Game:		7-10	70.0%							

GAME 9 || NORTHWESTERN 67, ARKANSAS 55 DEC. 17, 2009 || EVANSTON, ILL. (WELSH-RYAN ARENA)

Arkansas 55 • 6-3, 0-0

#	Player	Total		3-Ptr		Rebounds			PF	TP	A	TO	Blk	Stl	Min
		FG	FGA	FG	FGA	FT	FTA	Off Def Tot							
12	DANIELS, Ashley	f	0-2	0-0	0-0	1	2	3	1	0	2	0	0	0	17
22	RICKETTS, C'eira	g	6-12	0-2	0-2	5	3	8	1	12	3	1	1	3	31
23	McCRAV, Ashley	g	0-2	0-0	0-0	1	2	3	1	0	0	2	0	0	9
32	FORD, Charity	g	5-12	0-2	0-0	4	1	5	2	10	0	3	0	5	26
33	HARRIS, Lyndsay	g	3-13	2-10	0-0	0	1	1	4	8	1	2	0	0	19
13	INMAN, Julie		0-0	0-0	0-0	0	1	1	0	0	0	0	0	0	4
15	REES, Skye		1-3	1-3	0-0	0	0	0	1	3	0	0	0	1	10
21	ROBINSON, Dominique		1-4	0-2	2-3	2	2	4	0	4	1	4	0	1	20
24	RICHARDSON, Brittney		2-4	1-3	0-0	0	0	0	0	5	0	0	0	0	8
3	TOWNSEND, Jamesha		1-4	0-0	0-0	1	1	2	1	2	0	1	0	1	16
4	WATKINS, Sarah		2-9	0-0	2-2	2	2	4	1	6	0	1	0	1	20
44	WILLIAMS, Quistelle		2-6	0-2	1-2	5	3	8	2	5	2	0	1	0	20
Team						4	2	6							
Totals			23-71	4-24	5-9	25	20	45	14	55	9	15	2	12	200

FG % 1st Half: 10-33 30.3% 2nd half: 13-38 34.2% Game: 23-71 32.4%
 3FG % 1st Half: 2-12 16.7% 2nd half: 2-12 16.7% Game: 4-24 16.7%
 FT % 1st Half: 1-2 50.0% 2nd half: 4-7 57.1% Game: 5-9 55.6%

Northwestern 67 • 8-2, 1-0

#	Player	Total		3-Ptr		Rebounds			PF	TP	A	TO	Blk	Stl	Min
		FG	FGA	FG	FGA	FT	FTA	Off Def Tot							
25	Orban, Brittany	f	2-7	0-1	5-6	2	0	2	1	9	3	2	0	1	33
4	Hackney, Kendall	f	2-5	0-2	0-0	0	1	1	2	4	0	4	1	0	20
22	Jaeschke, Amy	c	8-16	0-1	0-0	3	5	8	0	16	3	1	4	1	35
3	Marshall, Beth	g	8-11	8-10	0-0	0	4	4	0	24	2	2	0	2	37
32	Cartwright, Kristin	g	1-6	0-1	0-1	2	4	6	3	2	9	4	0	1	38
12	Mocchi, Allison		2-3	0-1	1-4	1	0	1	1	5	2	2	0	0	12
32	Hale, Inesha		0-1	0-1	0-0	0	0	0	0	0	0	0	0	0	2
31	Diamant, Dannielle		1-4	1-2	4-4	3	5	8	3	7	2	2	0	0	23
Team						2	6	8							
Totals			24-53	9-19	10-15	13	25	38	10	67	21	18	5	5	200

FG % 1st Half: 17-30 56.7% 2nd half: 7-23 30.4% Game: 24-53 45.3%
 3FG % 1st Half: 7-13 53.8% 2nd half: 2-6 33.3% Game: 9-19 47.4%
 FT % 1st Half: 2-4 50.0% 2nd half: 8-11 72.7% Game: 10-15 66.7%

Officials: Beverly Roberts, Tina Napier, Mark Zentz
 Technical fouls: Arkansas-None. Northwestern-None.
 Attendance: 4189

Score by periods				Points	In Paint	Off T/O	2nd Chance	Fast Break	Bench
1st	2nd	Total							
Arkansas				23	28	14	17	4	25
Northwestern				43	24	11	17	6	12

Last FG - AR 2nd-03:15, NU 2nd-04:16.
 Largest lead - AR by 5 1st-19:30, NU by 20 1st-00:04.

Score tied - 2 times.
 Lead changed - 1 time.

GAME 11 || UTSA 71, ARKANSAS 55 DEC. 20, 2009 || LAS VEGAS, NEV. (COX PAVILION)

Arkansas 55 • 6-5

#	Player	Total		3-Ptr		Rebounds			PF	TP	A	TO	Blk	Stl	Min
		FG	FGA	FG	FGA	FT	FTA	Off Def Tot							
12	DANIELS, Ashley	f	2-4	0-0	2-2	2	5	7	3	6	1	7	1	1	20
23	McCRAV, Ashley	c	2-6	0-0	0-6	3	5	8	3	4	1	2	0	1	20
22	RICKETTS, C'eira	g	4-8	0-1	1-2	2	3	5	4	9	6	2	3	3	33
32	FORD, Charity	g	4-11	1-5	1-1	2	0	2	5	10	0	2	0	1	29
33	HARRIS, Lyndsay	g	2-9	2-8	2-2	0	1	1	4	8	0	5	0	0	30
03	TOWNSEND, Jamesha		1-2	0-0	0-0	1	2	3	3	2	0	0	1	0	11
04	WATKINS, Sarah		2-4	0-0	0-0	1	1	2	3	4	0	3	1	1	12
13	INMAN, Julie		0-0	0-0	0-0	0	1	1	0	0	0	1	0	0	2
21	ROBINSON, Dominique		3-6	1-3	0-0	1	3	4	1	7	2	2	0	0	24
24	RICHARDSON, Brittney		0-1	0-1	0-0	0	0	0	0	0	0	1	0	0	4
44	WILLIAMS, Quistelle		2-2	0-0	1-2	1	4	5	5	5	0	3	1	0	15
Team						0	1	1							
Totals			22-53	4-18	7-15	13	26	39	31	55	10	28	7	7	200

FG % 1st Half: 12-25 48.0% 2nd half: 10-28 35.7% Game: 22-53 41.5%
 3FG % 1st Half: 2-7 28.6% 2nd half: 2-11 18.2% Game: 4-18 22.2%
 FT % 1st Half: 4-6 66.7% 2nd half: 3-9 33.3% Game: 7-15 46.7%

UTSA 71 • 5-4

#	Player	Total		3-Ptr		Rebounds			PF	TP	A	TO	Blk	Stl	Min
		FG	FGA	FG	FGA	FT	FTA	Off Def Tot							
30	Cottom, Valencia	f	0-1	0-0	0-0	1	0	1	1	0	0	1	0	0	8
40	Franklin, Ashleigh	f	4-8	0-1	6-6	2	3	5	4	14	0	0	0	3	29
10	Gregg, Amber	g	3-15	3-10	4-4	0	1	1	1	13	1	3	0	2	36
12	Johnson, Kameisha	g	2-3	0-0	0-2	1	2	3	2	4	1	1	0	0	15
23	York, Whitney	g	5-8	0-0	8-11	0	2	2	1	18	3	2	0	2	25
01	Jones, Judy		2-9	0-1	1-6	1	8	9	1	5	0	3	0	0	26
03	Malone, Jermini		3-5	0-1	3-3	0	0	0	0	9	3	5	0	0	19
21	Ansley, Kelsey		2-2	0-0	0-0	0	1	1	4	4	1	2	2	1	19
22	Martin, Cierra		0-1	0-1	0-0	0	1	1	1	0	0	0	0	1	7
32	Wright, Whitney		0-2	0-0	4-4	2	1	3	1	4	0	1	0	1	16
Team						6	3	9							
Totals			21-54	3-14	26-36	13	22	35	16	71	9	18	2	10	200

FG % 1st Half: 10-31 32.3% 2nd half: 11-23 47.8% Game: 21-54 38.9%
 3FG % 1st Half: 1-10 10.0% 2nd half: 2-4 50.0% Game: 3-14 21.4%
 FT % 1st Half: 2-7 28.6% 2nd half: 24-29 82.8% Game: 26-36 72.2%

Officials: Wanda Szeremeta, Brian Hall, Julia Sharp
 Technical fouls: Arkansas-None. UTSA-None.
 Attendance: 920
 Duel In The Desert Second Round

Score by periods				Points	In Paint	Off T/O	2nd Chance	Fast Break	Bench
1st	2nd	Total							
Arkansas				30	25	17	6	6	18
UTSA				23	48	31	10	2	22

Last FG - AR 2nd-00:44, UTSA 2nd-01:16.
 Largest lead - AR by 10 1st-10:46, UTSA by 16 2nd-00:13.

Score tied - 2 times.
 Lead changed - 3 times.

GAME 10 || DEPAUL 46, ARKANSAS 45 DEC. 19, 2009 || LAS VEGAS, NEV. (COX PAVILION)

Arkansas 45 • 6-4

#	Player	Total		3-Ptr		Rebounds			PF	TP	A	TO	Blk	Stl	Min
		FG	FGA	FG	FGA	FT	FTA	Off Def Tot							
12	DANIELS, Ashley	f	0-1	0-0	0-0	3	2	5	3	0	0	3	0	0	19
23	McCRAV, Ashley	c	0-1	0-0	0-0	1	3	4	1	0	0	3	0	0	11
22	RICKETTS, C'eira	g	4-11	0-0	0-0	1	5	6	1	8	1	5	1	3	37
32	FORD, Charity	g	2-11	0-4	0-0	1	3	4	1	4	2	3	0	2	28
33	HARRIS, Lyndsay	g	7-17	6-12	3-3	1	2	3	4	23	1	0	1	3	30
03	TOWNSEND, Jamesha		0-0	0-0	0-0	0	0	0	0	0	0	1	0	0	5
04	WATKINS, Sarah		0-3	0-1	2-4	0	2	2	3	2	0	1	1	0	17
15	REES, Skye		1-3	0-0	0-0	0	0	0	0	2	0	0	0	1	10
21	ROBINSON, Dominique		1-4	0-2	0-0	0	2	2	0	2	0	1	0	1	20
44	WILLIAMS, Quistelle		2-7	0-3	0-1	1	3	4	2	4	0	0	0	0	23
Team						1	2	3							
Totals			17-58	6-22	5-8	9	24	33	15	45	4	17	3	10	200

FG % 1st Half: 8-28 28.6% 2nd half: 9-30 30.0% Game: 17-58 29.3%
 3FG % 1st Half: 3-10 30.0% 2nd half: 3-12 25.0% Game: 6-22 27.3%
 FT % 1st Half: 3-3 100.0% 2nd half: 2-5 40.0% Game: 5-8 62.5%

DePaul 46 • 8-3

#	Player	Total		3-Ptr		Rebounds			PF	TP	A	TO	Blk	Stl	Min
		FG	FGA	FG	FGA	FT	FTA	Off Def Tot							
24	HAMPTON, Keisha	f	1-11	0-3	6-9	4	5	9	0	8	5	4	2	2	32
41	CHESTER, Felicia	f	2-6	0-0	4-4	2	6	8	3	8	0	4	1	2	38
51	HARRY, Katherine	f	4-6	0-0	0-0	3	7	10	3	8	0	4	1	1	29
22	QUIGLEY, Sam	g	4-11	0-2	1-4	1	3	4	1	9	3	4	0	1	39
5	MARTIN, Anna	g	1-7	0-3	0-0	0	3	3	2	2	1	2	0	0	24
2	PIKES, Taylor		0-1	0-1	0-0	1	3	4	1	0	1	3	0	0	11
30	JUERGENS, Jennifer		0-1	0-0	0-0	0	0	0	1	0	0	1	0	0	3
33	MULCHRONE, Maureen		5-8	0-2	1-1	1	3	4	1	11	0	1	0	1	21
34	ORTIZ, Deanna		0-0	0-0	0-0	0	0	0	1	0	0	0	0	0	3
Team						3	4	7							
Totals			17-51	0-11	12-18	15	34	49	13	46	10	23	4	7	200
FG % 1st Half: 10-28 35.7% 2nd half: 7-23 30.4% Game: 17-51 33.3% Deadball															
3FG % 1st Half: 0-5 0.0% 2nd half: 0-6 0.0% Game: 0-11 0.0% 1															
FT % 1st Half: 4-6 66.7% 2nd half: 8-12 66.7% Game: 12-18 66.7%															

GAME 12 || ARKANSAS 68, VCU 58 **DEC. 17, 2009 || LAS VEGAS, NEV. (COX PAVILION)**

VCU 58 • 5-5

#	Player		Total		3-Ptr		Rebounds			PF	TP	A	TO	Blk	Stl	Min
			FG-FGA	FG-FGA	FT-FTA	FT-FTA	Off	Def	Tot							
15	Solomon, Stephanie	f	0-1	0-0	0-0	0-0	1	1	2	0	0	1	0	0	0	11
24	Moss, D'Andra	f	7-18	3-5	2-4	2-4	2	4	6	3	19	3	2	0	1	38
01	Lane, Jennifer	g	0-2	0-0	2-2	1	3	4	0	2	2	1	0	0	0	26
03	Patterson, Ebony	g	0-5	0-1	0-0	1	0	1	3	0	1	0	0	0	0	25
14	Rorie, La'Tavia	g	5-16	1-7	1-3	1	2	3	2	12	6	2	0	1	1	29
04	Waller, Kita	g	1-3	0-0	0-0	1	0	1	5	2	3	3	1	0	0	25
23	Taylor, Jessica	g	1-3	0-2	0-0	1	3	4	0	2	0	1	0	0	0	11
41	Perry, Bree'Ana	g	5-7	0-0	3-3	1	0	1	2	13	0	1	0	0	0	16
44	Hurt, Courtney	g	3-8	0-0	2-2	4	3	7	2	8	0	2	0	0	0	19
Team						2	2	4								
Totals			22-63	4-15	10-14	15	18	33	17	58	16	12	1	2	200	

FG % 1st Half: 13-31 41.9% 2nd half: 9-32 28.1% Game: 22-63 34.9% Deadball
 3FG % 1st Half: 3-6 50.0% 2nd half: 1-9 11.1% Game: 4-15 26.7% Rebounds
 FT % 1st Half: 3-5 60.0% 2nd half: 7-9 77.8% Game: 10-14 71.4%

Arkansas 68 • 7-5

#	Player		Total		3-Ptr		Rebounds			PF	TP	A	TO	Blk	Stl	Min
			FG-FGA	FG-FGA	FT-FTA	FT-FTA	Off	Def	Tot							
12	DANIELS, Ashley	f	3-5	0-0	1-2	4	7	11	3	7	1	1	0	1	28	
23	McCRAV, Ashley	c	0-1	0-0	0-0	0	0	0	1	0	0	0	0	0	4	
22	RICKETTS, C'eira	g	8-13	1-3	1-2	4	4	8	2	18	3	6	0	2	34	
32	FORD, Charity	g	4-10	1-6	6-9	1	4	5	1	15	3	2	0	2	21	
33	HARRIS, Lyndsay	g	3-7	3-6	1-2	0	2	2	4	10	4	4	0	0	26	
03	TOWNSEND, Jamesha	g	0-0	0-0	0-0	0	1	1	1	0	0	1	0	1	9	
04	WATKINS, Sarah	g	0-2	0-0	0-0	1	2	3	1	0	0	2	1	0	11	
15	REES, Skye	g	1-3	1-3	0-0	1	0	1	1	3	0	1	0	0	12	
21	ROBINSON, Dominique	g	3-7	1-2	4-6	1	3	4	2	11	2	2	0	0	28	
24	RICHARDSON, Brittney	g	0-1	0-1	0-0	0	0	0	0	0	0	0	0	0	3	
44	WILLIAMS, Quistelle	g	2-3	0-0	0-0	2	4	6	0	4	0	0	1	0	24	
Team						2	2	4								
Totals			24-52	7-21	13-21	16	29	45	16	68	13	19	2	6	200	

FG % 1st Half: 11-28 39.3% 2nd half: 13-24 54.2% Game: 24-52 46.2% Deadball
 3FG % 1st Half: 5-13 38.5% 2nd half: 2-8 25.0% Game: 7-21 33.3% Rebounds
 FT % 1st Half: 2-4 50.0% 2nd half: 11-17 64.7% Game: 13-21 61.9%

Officials:
 Technical fouls: VCU-None. Arkansas-None.
 Attendance: 852
 Duel In The Desert 7th place game

Score by periods	1st	2nd	Total
VCU	32	26	58
Arkansas	29	39	68

	In	Off	2nd	Fast	Bench
Points	Paint	T/O	Chance	Break	
VCU	26	16	13	6	25
AR	22	16	16	7	18

Last FG - VCU 2nd-00:08, AR 2nd-03:20.
 Largest lead - VCU by 9 1st-16:23, AR by 12 2nd-00:54.

Score tied - 6 times.
 Lead changed - 7 times.

GAME 13 || ARKANSAS 106, SHSU 78 **DEC. 29, 2009 || FAYETTEVILLE, ARK. (BUD WALTON)**

Sam Houston State 78 • 3-7

#	Player		Total		3-Ptr		Rebounds			PF	TP	A	TO	Blk	Stl	Min
			FG-FGA	FG-FGA	FT-FTA	FT-FTA	Off	Def	Tot							
24	Smith, Whitney	f	4-12	0-0	6-7	6	0	6	1	14	1	2	1	1	29	
32	Hager, Therese	c	0-1	0-0	3-4	2	1	3	2	3	0	0	1	1	17	
01	Alexander, Ray	g	5-16	3-8	1-2	2	4	6	5	14	4	3	0	1	37	
04	Brooks, Brittany	g	4-11	1-6	0-0	0	2	2	0	9	2	1	0	0	1	30
11	Echols, Khamra	g	1-6	0-0	0-0	0	2	2	4	2	0	0	0	0	12	
14	Davis, Clarke	g	1-6	0-0	0-3	2	1	3	5	2	1	2	0	1	14	
21	Tippet, Lauren	g	0-0	0-0	0-0	0	0	0	0	0	0	0	0	0	0+	
30	Thomas, Sequeena	g	3-10	0-2	1-2	4	1	5	2	7	0	2	0	0	0	15
31	Morgan, LaTisha	g	0-1	0-0	0-0	0	0	0	0	0	0	0	0	0	0	1
33	Agnew, Bre	g	1-3	1-1	0-0	1	2	3	0	3	0	1	0	0	0	9
34	Smith, Chanice	g	5-12	2-6	7-14	1	1	2	3	19	1	1	0	0	3	26
42	Austin, Terrah	g	2-3	0-0	1-2	3	1	4	2	5	0	0	0	0	1	10
Team						2	1	3								
Totals			26-81	7-23	19-34	23	16	39	24	78	9	12	2	9	200	

FG % 1st Half: 13-34 38.2% 2nd half: 13-47 27.7% Game: 26-81 32.1% Deadball
 3FG % 1st Half: 4-10 40.0% 2nd half: 3-13 23.1% Game: 7-23 30.4% Rebounds
 FT % 1st Half: 6-13 46.2% 2nd half: 13-21 61.9% Game: 19-34 55.9%

Arkansas 106 • 8-5

#	Player		Total		3-Ptr		Rebounds			PF	TP	A	TO	Blk	Stl	Min
			FG-FGA	FG-FGA	FT-FTA	FT-FTA	Off	Def	Tot							
12	DANIELS, Ashley	f	7-11	0-0	2-2	9	8	17	1	16	1	1	0	2	24	
23	McCRAV, Ashley	c	1-2	0-0	1-2	1	2	3	2	3	0	1	0	0	5	
22	RICKETTS, C'eira	g	5-12	0-0	2-2	4	4	8	1	12	5	1	0	3	27	
32	FORD, Charity	g	4-6	1-3	10-10	1	4	5	0	19	2	4	2	2	26	
33	HARRIS, Lyndsay	g	8-13	5-9	0-0	2	4	6	2	21	8	4	1	0	27	
03	TOWNSEND, Jamesha	g	0-1	0-0	1-2	0	3	3	4	1	2	1	0	0	22	
04	WATKINS, Sarah	g	3-7	0-0	1-2	1	5	6	4	7	0	2	3	1	17	
15	REES, Skye	g	1-2	0-1	0-0	0	2	2	1	2	0	3	2	0	9	
24	RICHARDSON, Brittney	g	2-7	0-2	6-6	0	0	0	1	10	2	2	2	0	19	
44	WILLIAMS, Quistelle	g	5-9	1-2	2-5	1	4	5	2	13	1	0	0	0	18	
54	WILLIAMS, Ashlea	g	1-1	0-0	0-0	0	1	1	2	2	0	0	0	0	6	
Team						0	3	3								
Totals			37-71	7-17	25-31	19	40	59	20	106	21	19	10	8	200	

FG % 1st Half: 19-41 46.3% 2nd half: 18-30 60.0% Game: 37-71 52.1% Deadball
 3FG % 1st Half: 4-10 40.0% 2nd half: 3-7 42.9% Game: 7-17 41.2% Rebounds
 FT % 1st Half: 8-8 100.0 2nd half: 17-23 73.9% Game: 25-31 80.6%

Officials: Bryan Enterline, Laura Morris, Doug Cloud
 Technical fouls: Sam Houston State-None. Arkansas-RICHARDSON, Brittney.
 Attendance: 1487
 Estimated Actual Attendance: 713
 Fouled Out: Sam Houston #14, Davis at 2:25 in 2nd Half
 Sam Houston #1, Alexander at 0:13.8 in 2nd Half

Score by periods	1st	2nd	Total
Sam Houston State	36	42	78
Arkansas	50	56	106

	In	Off	2nd	Fast	Bench
Points	Paint	T/O	Chance	Break	
SHSU	32	22	24	3	36
AR	42	13	24	9	35

Last FG - SHSU 2nd-00:35, AR 2nd-01:45.
 Largest lead - SHSU by 1 1st-15:37, AR by 32 2nd-01:07.


Score tied - 2 times.
 Lead changed - 2 times.

GAME 14 || FLORIDA 59, ARKANSAS 53 **JAN. 3, 2010 || FAYETTEVILLE, ARK. (BUD WALTON)**

Florida 59 • 8-6,1-0

#	Player		Total		3-Ptr		Rebounds			PF	TP	A	TO	Blk	Stl	Min
			FG-FGA	FG-FGA	FT-FTA	FT-FTA	Off	Def	Tot							
24	Smith,Sharielle	f	3-6	0-1	1-2	3	6	9	3	7	2	4	0	1	27	
13	Stewart,Azania	c	3-6	0-0	6-6	0	1	1	2	12	1	0	1	1	20	
02	Thompson,Lonnika	g	4-7	3-4	1-2	1	1	2	1	12	2	4	0	1	29	
10	Sorensen,Steffi	g	1-7	0-5	2-3	1	5	6	1	4	3	3	0	3	34	
33	Jones,Jordan	g	2-7	1-6	0-0	0	2	2	2	5	1	2	0	1	26	
12	Holt,Tessah	g	0-0	0-0	0-0	0	0	0	0	0	0	0	0	0	2	
14	Madu,Ndidi	g	2-7	0-0	1-1	2	2	4	1	5	1	1	0	0	12	
20	Yenser,Susan	g	1-1	1-1	0-0	0	1	1	1	3	0	0	0	0	2	
21	Lucas,Trumae	g	1-7	0-2	4-4	1	2	3	2	6	1	0	0	0	19	
22	Mossor,Jennifer	g	0-1	0-0	0-0	0	0	0	0	0	1	1	0	0	7	
32	George,Jennifer	g	1-2	0-0	3-6	2	7	9	1	5	0	1	1	3	22	
Team						2	1	3								
Totals			18-51	5-19	18-24	12	28	40	14	59	12	17	2	10	200	

FG % 1st Half: 10-26 38.5



Charity Ford tied her career-best with 26 points against Mississippi State.

GAME 16 || OLE MISS 86, ARKANSAS 71 JAN. 10, 2010 || OXFORD, MISS. (TAD SMITH COL.)

Arkansas 71 • 8-8, 0-3

#	Player		Total		3-Ptr	Rebounds			PF	TP	A	TO	Blk	Stl	Min	Deadball
			FG-FGA	FG-FGA		FT-FTA	Off	Def								
12	DANIELS, Ashley	f	4-9	0-0	3-5	5	4	9	2	11	0	1	0	0	26	
23	McCRAV, Ashley	c	7-10	0-0	0-1	3	2	5	3	14	0	0	0	0	20	
22	RICKETTS, C'eira	g	4-10	1-2	0-0	2	6	8	3	9	7	5	1	1	38	
32	FORD, Charity	g	6-13	2-5	0-0	3	1	4	1	14	6	2	0	1	30	
33	HARRIS, Lyndsay	g	5-10	4-8	0-0	0	1	1	4	14	4	3	0	1	27	
03	TOWNSEND, Jamesha		1-1	0-0	0-0	0	0	0	0	2	2	1	0	0	9	
04	WATKINS, Sarah		3-7	0-0	1-2	0	0	0	1	7	1	1	2	1	18	
15	REES, Skye		0-0	0-0	0-0	0	0	0	1	0	0	0	0	0	3	
21	ROBINSON, Dominique		0-3	0-3	0-0	1	0	1	1	0	0	0	0	0	23	
44	WILLIAMS, Quistelle		0-2	0-0	0-0	0	1	1	0	0	0	0	0	0	6	
Team						1	3	4								
Totals			30-65	7-18	4-8	15	18	33	16	71	20	13	3	4	200	0.1
FG % 1st Half: 14-31			45.2%	2nd half: 16-34	47.1%	Game: 30-65	46.2%									
3FG % 1st Half: 4-9			44.4%	2nd half: 3-9	33.3%	Game: 7-18	38.9%									
FT % 1st Half: 1-3			33.3%	2nd half: 3-5	60.0%	Game: 4-8	50.0%									

Ole Miss 86 • 11-5, 2-1

#	Player		Total		3-Ptr	Rebounds			PF	TP	A	TO	Blk	Stl	Min	Deadball
			FG-FGA	FG-FGA		FT-FTA	Off	Def								
14	Robertson, Elizabeth	f	5-11	3-9	0-0	3	4	7	2	13	0	0	0	1	34	
44	Lewis, Katoria	f	2-3	0-0	0-0	0	0	0	2	4	0	0	1	0	7	
11	Black, Shantell	g	5-10	3-5	1-3	1	1	2	2	14	5	1	0	3	36	
20	Melson, Kayla	g	4-11	0-1	4-4	1	2	3	1	12	10	2	0	0	39	
45	Thomas, Bianca	g	9-15	3-6	5-5	0	7	7	0	26	1	1	0	2	39	
03	Phillips, LaKendra		2-2	0-0	1-1	0	1	1	1	5	1	1	0	0	11	
21	Holloway, Kayla		2-2	0-0	0-1	0	0	0	1	4	1	0	0	0	5	
26	Byrd, Nikki		2-5	0-0	2-2	4	4	8	3	6	2	4	2	1	28	
25	Marbra, Courtney		1-2	0-0	0-0	0	0	0	0	2	0	0	0	0	1	
Team						3	5	8								
Totals			32-61	9-21	13-16	12	24	36	12	86	20	9	3	7	200	1
FG % 1st Half: 15-30			50.0%	2nd half: 17-31	54.8%	Game: 32-61	52.5%									
3FG % 1st Half: 5-11			45.5%	2nd half: 4-10	40.0%	Game: 9-21	42.9%									
FT % 1st Half: 8-10			80.0%	2nd half: 5-6	83.3%	Game: 13-16	81.3%									

Officials: Denise Brooks, Gina Cross, Carla Fountain
Technical fouls: Arkansas-None. Ole Miss-None.
Attendance: 803

Score by periods	1st	2nd	Total
Arkansas	33	38	71
Ole Miss	43	43	86

GAME 15 || LSU 65, ARKANSAS 38 JAN. 7, 2010 || FAYETTEVILLE, ARK. (BUD WALTON)

LSU 65 • 13-1, 2-0 SEC

#	Player		Total		3-Ptr	Rebounds			PF	TP	A	TO	Blk	Stl	Min	Deadball
			FG-FGA	FG-FGA		FT-FTA	Off	Def								
35	TURNBOW, Taylor	f	1-6	0-0	1-2	2	1	3	0	3	1	2	1	0	18	
55	BARRETT, LaSondra	f	4-9	0-0	5-5	2	5	7	3	13	1	4	0	4	26	
01	GRAHAM, Katherine	g	4-7	0-0	2-4	2	6	8	2	10	1	3	0	2	32	
03	EASON, Latear	g	4-9	2-6	1-1	0	1	1	3	11	3	4	0	1	25	
23	HIGHTOWER, Allison	g	6-12	0-2	1-1	1	1	2	1	13	1	3	0	3	32	
02	NELSON, Jasmine		0-1	0-0	0-0	1	1	2	2	0	0	1	0	1	8	
10	WEBB, Adrienne		2-3	1-1	0-0	0	1	1	0	5	0	0	0	0	8	
20	HUGHES, Destini		3-8	0-3	0-0	1	4	5	1	6	4	1	0	4	21	
22	JONES, Courtney		0-2	0-1	4-8	2	5	7	2	4	1	3	0	1	24	
25	BLACK, Swayze		0-0	0-0	0-0	0	0	0	0	0	0	0	0	0	4	
32	WILLIAMS, Erica		0-0	0-0	0-0	0	0	0	0	0	1	1	0	0	2	
Team						3	3	6								
Totals			24-57	3-13	14-21	14	28	42	14	65	13	22	1	16	200	5.1
FG % 1st Half: 7-22			31.8%	2nd half: 17-35	48.6%	Game: 24-57	42.1%									
3FG % 1st Half: 1-5			20.0%	2nd half: 2-8	25.0%	Game: 3-13	23.1%									
FT % 1st Half: 4-6			66.7%	2nd half: 10-15	66.7%	Game: 14-21	66.7%									

Arkansas 38 • 8-7, 0-2 SEC

#	Player		Total		3-Ptr	Rebounds			PF	TP	A	TO	Blk	Stl	Min	Deadball
			FG-FGA	FG-FGA		FT-FTA	Off	Def								
04	WATKINS, Sarah	f	1-9	0-1	0-0	0	2	2	3	2	0	2	0	0	20	
12	DANIELS, Ashley	f	4-5	0-0	1-2	1	2	3	1	9	1	2	1	2	22	
22	RICKETTS, C'eira	g	2-7	0-1	1-2	0	3	3	3	5	4	3	0	2	27	
32	FORD, Charity	g	1-3	0-0	0-0	0	2	2	4	2	1	2	0	0	23	
33	HARRIS, Lyndsay	g	1-8	0-4	0-0	1	2	3	3	2	2	1	0	2	31	
03	TOWNSEND, Jamesha		0-0	0-0	1-2	0	3	3	0	1	0	0	1	0	14	
15	REES, Skye		2-4	2-3	2-2	0	2	2	1	8	0	1	0	1	11	
21	ROBINSON, Dominique		1-3	0-1	0-0	2	2	4	0	2	1	6	1	1	21	
23	McCRAV, Ashley		0-1	0-0	2-2	0	0	0	2	2	0	1	0	1	10	
24	RICHARDSON, Brittney		0-0	0-0	0-0	0	1	1	0	0	0	0	0	0	4	
44	WILLIAMS, Quistelle		2-7	1-5	0-0	1	1	2	3	5	0	1	1	0	17	
Team						1	1	2								
Totals			14-47	3-15	7-10	6	21	27	20	38	9	29	4	9	200	1
FG % 1st Half: 9-25			36.0%	2nd half: 5-22	22.7%	Game: 14-47	29.8%									
3FG % 1st Half: 0-6			0.0%	2nd half: 3-9	33.3%	Game: 3-15	20.0%									
FT % 1st Half: 1-2			50.0%	2nd half: 6-8	75.0%	Game: 7-10	70.0%									

Officials: Scott Yarbrough, Mary Day, Mark Zentz
Technical fouls: LSU-None. Arkansas-None.
Attendance: 1077
Estimated Actual Attendance: 427

Score by periods	1st	2nd	Total
LSU	19	46	65
Arkansas	19	19	38

GAME 17 || MISS STATE 78, ARKANSAS 60 JAN. 14, 2010 || FAYETTEVILLE, ARK. (BUD WALTON)

Mississippi State 78 • 12-5, 3-1 SEC

#	Player		Total		3-Ptr	Rebounds				PF	TP	A	TO	Blk	Stl	Min
			FG-FGA	FG-FGA	FT-FTA	Off	Def	Tot								
10	Mokango, Chanel	f	7-13	0-1	5-5	3	10	13	2	19	1	0	6	1	32	
33	Govero, Mary Kathryn	f	5-12	3-9	3-3	0	2	2	2	16	1	3	0	1	38	
02	Rack, Alexis	g	6-17	3-9	0-0	0	3	3	2	15	3	3	0	2	35	
03	Johnson, Damber	g	3-9	2-6	0-0	1	2	3	2	8	4	0	0	1	30	
05	Lumanu, Armelle	g	4-7	2-2	5-6	3	7	10	4	15	6	2	0	4	32	
00	Kalonda, Rima		2-2	0-0	0-0	1	2	3	2	4	0	1	0	0	8	
01	Rector, Danielle		0-1	0-1	0-0	0	1	1	0	0	0	0	0	0	2	
14	Washington, Bethany		0-0	0-0	0-0	0	0	0	2	0	2	2	0	1	15	
24	Jones, Ashley		0-0	0-0	0-0	0	1	1	0	0	0	1	0	0	3	
42	Campbell, Channa		0-2	0-1	1-2	1	0	1	1	1	0	0	0	0	5	
Team						0	0	0								
Totals			27-63	10-29	14-16	9	28	37	17	78	17	12	6	10	200	
FG % 1st Half: 10-36			27.8%	2nd half: 17-27	63.0%	Game: 27-63		42.9%	Deadball Rebounds 3.1							
3FG % 1st Half: 2-17			11.8%	2nd half: 8-12	66.7%	Game: 10-29		34.5%								
FT % 1st Half: 4-6			66.7%	2nd half: 10-10	100.0%	Game: 14-16		87.5%								

GAME 18 || GEORGIA 73, ARKANSAS 63 **JAN. 17, 2010 || FAYETTEVILLE, ARK. (BUD WALTON)**

Georgia 73 • 17-1, 4-1 SEC

#	Player		Total		3-Ptr		Rebounds			PF	TP	A TO Blk Stl				Min
			FG-FGA	FG-FGA	FT-FTA	Off Def Tot	Off Def Tot	PF	TP							
21	PHILLIPS, Porsha	f	4-12	0-1	1-2	4 4 8	2 9	0 0 1 0	27							
33	ROBINSON, Angel	c	2-6	0-0	1-1	1 7 8	0 5	0 3 2 0	24							
01	HOUTS, Ashley	g	5-9	1-4	5-7	2 6 8	3 16	9 2 0 1	39							
10	JAMES, Jasmine	g	2-12	2-7	0-0	1 8 9	2 6	10 1 0 0	38							
11	MITCHELL, Meredith	g	5-9	0-2	1-2	2 4 6	4 11	0 4 2 2	26							
02	JONES, Ebony		0-0	0-0	0-0	0 0 0	1 0	0 0 0 0	1							
03	ARMSTRONG, Anne		3-5	1-1	0-0	0 1 1	0 7	1 0 0 1	13							
12	HASSELL, Jasmine		6-7	0-0	2-2	2 0 2	3 14	0 3 0 0	15							
15	RHODEN, Jaleesa		2-4	1-3	0-0	0 0 0	2 5	0 0 0 0	12							
23	WILLIS, Tamika		0-1	0-0	0-0	1 0 1	0 0	0 0 0 0	2							
30	WILLIAMS, Candace		0-1	0-1	0-0	0 0 0	0 0	1 2 0 0	3							
Team						2 3 5										
Totals			29-66	5-19	10-14	15 33 48	17 73	21 15 5 4	200							
FG % 1st Half: 16-34			47.1%	2nd half: 13-32			40.6%	Game: 29-66			43.9%	Deadball Rebounds				
3FG % 1st Half: 3-10			30.0%	2nd half: 2-9			22.2%	Game: 5-19			26.3%					
FT % 1st Half: 5-6			83.3%	2nd half: 5-8			62.5%	Game: 10-14			71.4%					

Arkansas 63 • 8-10, 0-5 SEC

#	Player		Total		3-Ptr		Rebounds			PF	TP	A TO Blk Stl				Min
			FG-FGA	FG-FGA	FT-FTA	Off Def Tot	Off Def Tot	PF	TP							
12	DANIELS, Ashley	f	1-3	0-0	5-6	4 3 7	0 7	1 0 1 0	22							
23	McCRAE, Ashley	c	1-1	0-0	2-2	3 0 3	3 4	0 3 0 0	10							
22	RICKETTS, C'eira	g	1-8	0-2	0-0	1 3 4	1 2	7 4 0 5	31							
32	FORD, Charity	g	3-15	2-6	4-4	1 3 4	1 12	0 1 0 1	28							
33	HARRIS, Lyndsay	g	6-15	3-9	2-4	1 3 4	3 17	2 1 1 1	30							
03	TOWNSEND, Jamesha		3-7	0-0	0-0	2 1 3	1 6	0 0 0 1	19							
04	WATKINS, Sarah		1-7	0-0	2-3	2 2 4	3 4	1 1 0 0	24							
15	REES, Skye		3-9	2-6	0-1	0 2 2	1 8	0 1 2 1	20							
21	ROBINSON, Dominique		0-2	0-1	3-4	0 4 4	0 3	0 0 1 1	11							
54	WILLIAMS, Ashlea		0-0	0-0	0-0	1 0 1	0 0	0 0 0 0	5							
Team						4 3 7										
Totals			19-67	7-24	18-24	19 24 43	13 63	11 11 5 10	200							
FG % 1st Half: 10-36			27.8%	2nd half: 9-31			29.0%	Game: 19-67			28.4%	Deadball Rebounds				
3FG % 1st Half: 3-13			23.1%	2nd half: 4-11			36.4%	Game: 7-24			29.2%					
FT % 1st Half: 7-8			87.5%	2nd half: 11-16			68.8%	Game: 18-24			75.0%					

Officials: Bonita Spence, Mark Zentz, Eric Baker

Technical fouls: Georgia-None. Arkansas-None.

Attendance: 3379

Estimated Actual Attendance: 1383

Score by periods	1st	2nd	Total
Georgia	40	33	73
Arkansas	30	33	63

GAME 19 || #25 KENTUCKY 69, ARKANSAS 52 **JAN. 21, 2010 || LEXINGTON, KY. (MEMORIAL COL.)**

Arkansas 52 • 8-11, 0-6

#	Player		Total		3-Ptr		Rebounds			PF	TP	A TO Blk Stl				Min
			FG-FGA	FG-FGA	FT-FTA	Off Def Tot	Off Def Tot	PF	TP							
03	TOWNSEND, Jamesha	f	0-3	0-0	0-0	0 2 2	3 0	0 0 0 1	22							
12	DANIELS, Ashley	f	0-2	0-0	2-4	1 4 5	3 2	0 1 1 2	20							
22	RICKETTS, C'eira	g	5-14	1-2	1-2	3 6 9	0 12	2 4 0 2	36							
32	FORD, Charity	g	2-9	0-4	0-0	0 2 2	2 4	0 3 0 1	25							
33	HARRIS, Lyndsay	g	4-7	1-2	5-6	0 2 2	4 14	4 10 0 1	27							
04	WATKINS, Sarah		0-2	0-0	1-2	0 2 2	2 1	0 1 1 0	13							
15	REES, Skye		4-5	2-3	0-0	0 2 2	0 10	0 1 1 1	16							
21	ROBINSON, Dominique		0-2	0-0	2-2	0 3 3	0 2	0 1 0 0	20							
23	McCRAE, Ashley		3-7	0-0	1-5	4 3 7	1 7	0 1 1 0	19							
44	WILLIAMS, Quistelle		0-1	0-0	0-0	0 0 0	0 0	0 0 0 0	2							
Team						0 3 3										
Totals			18-52	4-11	12-21	8 29 37	15 52	6 22 4 8	200							
FG % 1st Half: 8-28			28.6%	2nd half: 10-24			41.7%	Game: 18-52			34.6%	Deadball Rebounds				
3FG % 1st Half: 1-3			33.3%	2nd half: 3-8			37.5%	Game: 4-11			36.4%					
FT % 1st Half: 4-7			57.1%	2nd half: 8-14			57.1%	Game: 12-21			57.1%					

#25 Kentucky Wildcats 69 • 15-3, 3-2

#	Player		Total		3-Ptr		Rebounds			PF	TP	A TO Blk Stl				Min
			FG-FGA	FG-FGA	FT-FTA	Off Def Tot	Off Def Tot	PF	TP							
34	Dunlap, Victoria	f	6-16	0-0	10-12	5 3 8	3 22	1 3 2 2	34							
01	Mathies, A'dia	g	3-10	1-3	0-1	2 4 6	0 7	5 2 0 2	34							
05	Morrow, Carly	g	2-6	2-5	0-0	1 1 2	2 6	0 0 0 1	17							
24	Smith, Amber	g	3-5	0-1	1-2	0 0 0	3 7	0 2 0 1	23							
25	Franklin, Amani	g	3-11	0-1	0-0	3 6 9	3 6	0 1 0 1	20							
03	Riley, Crystal		3-3	0-0	0-2	2 0 2	2 6	0 3 0 0	16							
04	Snowden, Keyla		0-4	0-2	1-2	0 0 0	1 1	0 0 0 0	7							
12	Watkins, Lydia		3-7	0-0	0-0	5 7 12	2 6	0 0 0 1	21							
23	Gray, Rebecca		4-11	0-4	0-0	0 4 4	1 8	1 0 0 1	23							
40	Henderson, Brittany		0-1	0-0	0-0	0 1 1	0 0	0 1 0 0	5							
Team						2 3 5										
Totals			27-74	3-16	12-19	20 29 49	17 69	7 12 2 9	200							
FG % 1st Half: 16-36			44.4%	2nd half: 11-38			28.9%	Game: 27-74			36.5%	Deadball Rebounds				
3FG % 1st Half: 2-9			22.2%	2nd half: 1-7			14.3%	Game: 3-16			18.8%					
FT % 1st Half: 3-8			37.5%	2nd half: 9-11			81.8%	Game: 12-19			63.2%					

Officials: Lawson Newton, Wesley Dean, Gina Cross

Technical fouls: Arkansas-None. #25 Kentucky Wildcats-None.

Attendance: 5734

Score by periods	1st	2nd	Total
Arkansas	21	31	52
#25 Kentucky Wildcats	37	32	69



Skye Rees posted a career-best 10 points at Kentucky.

GAME 20 || ARKANSAS 66, ALABAMA 62 (OT) **JAN. 24, 2010 || TUSCALOOSA, ALA. (COLEMAN COL.)**

Arkansas 66 • 9-11, 1-6 SEC

Arkansas 68 - 57, 1st SEC																											
#	Player		Total			3-Ptr		Rebounds				PF	TP	A TO Blk Stl				Min									
			FG-FGA	FG-FGA	FT-FTA	Off	Def	Tot	Off	Def	Tot			A	TO	Blk	Stl										
12	DANIELS, Ashley	*	4-6	0-0	0-4	3	8	11	3	8	0	6	0	3	36												
22	RICKETTS, C'eira	*	6-14	0-1	3-6	3	6	9	4	15	3	4	0	1	42												
23	McCRAE, Ashley	*	0-0	0-0	0-0	0	0	0	1	0	0	0	0	2	2												
32	FORD, Charity	*	7-16	1-5	1-2	3	6	9	0	16	3	4	0	3	38												
33	HARRIS, Lyndsay	*	3-11	1-8	3-4	0	2	2	4	10	2	9	0	2	37												
03	TOWNSEND, Jamesha		0-2	0-0	0-0	0	1	1	3	0	0	0	1	1	14												
04	WATKINS, Sarah		2-3	0-0	0-0	2	0	2	1	4	1	1	0	1	15												
15	REES, Skye		2-6	1-3	0-0	2	3	5	1	5	0	1	0	0	20												
21	ROBINSON, Dominique		0-2	0-1	8-8	3	5	8	2	8	2	1	0	0	21												
Team						2			4			4															
Totals			24-60			3-18		15-24			18		35		53			19		66		11		40		225	
FG % 1st Half:			8-29		27.6%		2nd half:		12-24		50.0%		OT:		4-7		57.1%		Game:		24-60		40.0%		Deadball		
3FG % 1st Half:			1-12		8.3%		2nd half:		2-5		40.0%		OT:		0-1		0.0%		Game:		3-18		16.7%		Rebounds		
FT % 1st Half:			5-8		62.5%		2nd half:		7-12		58.3%		OT:		3-4		75.0%		Game:		15-24		62.5%		2		

GAME 21 || VANDERBILT 67, ARKANSAS 61 **JAN. 31, 2010 || FAYETTEVILLE, ARK. (BUD WALTON)**

Vanderbilt 67 • 16-5, 5-4 SEC

#	Player		Total		3-Ptr		Rebounds			PF	TP	A TO Blk Stl					Min
			FG-FGA	FG-FGA	FT-FTA	Off	Def	Tot	A			TO	Blk	Stl			
15	TUOMI, Hannah	f	4-7	0-0	2-2	2	3	5	3	10	1	2	0	1	26		
05	LUEBERS, Lauren	g	2-4	2-4	0-0	0	4	4	4	6	1	2	0	0	26		
20	MOONEY, Jessica	g	0-1	0-0	2-3	0	3	3	3	2	0	2	0	1	21		
22	RHOADS, JENCE	g	4-10	0-0	0-1	1	5	6	2	8	6	5	0	0	35		
23	MARSH, Merideth	g	3-11	1-6	4-4	0	2	2	4	11	4	4	0	0	32		
30	BROWN, Elan		6-11	4-6	0-0	1	4	5	2	16	2	1	1	1	28		
32	SMITH, Gabby		1-1	0-0	0-0	1	1	2	0	2	0	0	0	0	17		
34	CLARKE, Tiffany		3-3	0-0	6-7	0	4	4	2	12	1	2	1	0	15		
Team							3	3	6								
Totals			23-48	7-16	14-17	8	29	37	20	67	15	18	2	3	200		
FG % 1st Half: 12-22			54.5%	2nd half: 11-26	42.3%	Game: 23-48	47.9%									Deadball Rebounds 0	
3FG % 1st Half: 3-6			50.0%	2nd half: 4-10	40.0%	Game: 7-16	43.8%										
FT % 1st Half: 4-5			80.0%	2nd half: 10-12	83.3%	Game: 14-17	82.4%										

Arkansas 61 • 9-12, 1-7 SEC

#	Player		Total		3-Ptr		Rebounds			PF	TP	A TO Blk Stl					Min
			FG-FGA	FG-FGA	FT-FTA	Off	Def	Tot	A			TO	Blk	Stl			
12	DANIELS, Ashley	f	3-6	0-0	1-2	4	2	6	0	7	2	1	2	1	26		
15	REES, Skye	f	1-1	0-0	0-0	0	0	0	4	2	0	1	0	0	9		
22	RICKETTS, C'eira	g	3-11	0-1	2-3	1	3	4	1	8	5	2	3	2	39		
32	FORD, Charity	g	4-11	1-6	3-5	2	5	7	5	12	4	2	1	2	35		
33	HARRIS, Lyndsay	g	6-18	4-13	4-4	1	3	4	3	20	3	0	0	1	38		
03	TOWNSEND, Jamesha	g	1-1	0-0	0-1	0	1	1	0	2	0	0	0	0	11		
04	WATKINS, Sarah	g	2-7	0-0	0-1	1	0	1	4	4	0	1	0	0	18		
21	ROBINSON, Dominique	g	3-7	0-2	0-0	2	2	4	2	6	0	2	0	1	24		
24	RICHARDSON, Brittney	g	0-1	0-1	0-0	1	0	1	0	0	0	0	0	0	0+		
Team							2	1	3								
Totals			23-63	5-23	10-16	14	17	31	19	61	14	10	5	8	200		
FG % 1st Half: 15-27			55.6%	2nd half: 8-36	22.2%	Game: 23-63	36.5%									Deadball Rebounds 3.3	
3FG % 1st Half: 4-11			36.4%	2nd half: 1-12	8.3%	Game: 5-23	21.7%										
FT % 1st Half: 5-9			55.6%	2nd half: 5-7	71.4%	Game: 10-16	62.5%										

Officials: Bev Roberts, Jeff Caudle, Laura Morris

Technical fouls: Vanderbilt-None. Arkansas-None.

Attendance: 2373

Estimated Actual Attendance: 1045

Fouled Out: Arkansas #32, Ford fouled out at 0:23.9 in 2nd Half

Score by periods	1st	2nd	Total
Vanderbilt	31	36	67
Arkansas	39	22	61

GAME 22 || #5 TENNESSEE 74, ARKANSAS 57 **FEB. 4, 2010 || KNOXVILLE, TENN. (THOMPSON-BOLING)**

Arkansas 57 • 9-13, 1-8 SEC

#	Player		Total		3-Ptr		Rebounds			PF	TP	A TO Blk Stl					Min
			FG-FGA	FG-FGA	FT-FTA	Off	Def	Tot									
12	DANIELS, Ashley	f	0-2	0-0	2-2	1	1	2	3	2	2	1	2	2	15		
23	McCRAY, Ashley	c	0-4	0-0	0-0	2	2	4	4	0	0	3	1	1	17		
22	RICKETTS, C'eira	g	6-15	1-2	0-0	2	3	5	1	13	3	2	0	5	31		
32	FORD, Charity	g	8-20	2-7	0-0	2	5	7	2	18	0	2	0	2	34		
33	HARRIS, Lyndsay	g	4-11	4-10	0-0	1	0	1	4	12	1	2	0	1	26		
03	TOWNSEND, Jamesha	g	2-4	0-0	0-0	4	1	5	0	4	1	1	0	0	18		
04	WATKINS, Sarah	g	1-7	0-1	0-1	2	2	4	3	2	1	0	0	0	16		
15	REES, Skye	g	1-9	1-3	0-0	4	3	7	1	3	1	1	4	0	22		
21	ROBINSON, Dominique	g	0-1	0-0	0-0	1	0	1	1	0	0	0	0	0	11		
44	WILLIAMS, Quistelle	g	1-2	1-2	0-0	0	1	1	0	3	0	0	0	0	10		
Team							1	3	4								
Totals			23-75	9-25	2-3	20	21	41	19	57	9	13	7	11	200		
FG % 1st Half: 9-34			26.5%	2nd half: 14-41	34.1%	Game: 23-75		30.7%								Deadball Rebounds 0	
3FG % 1st Half: 5-14			35.7%	2nd half: 4-11	36.4%	Game: 9-25		36.0%									
FT % 1st Half: 0-0			0.0%	2nd half: 2-3	66.7%	Game: 2-3		66.7%									

TENNESSEE 74 • 20-2, 8-1

#	Player		Total		3-Ptr		Rebounds			PF	TP	A TO Blk Stl					Min
			FG-FA	FG-FA	FT-FTA	Off	Def	Tot	A			TO	Blk	Stl			
33	BREWER, Alyssia	f	8-14	0-0	4-6	3	6	9	2	20	1	2	2	0	35		
52	CAIN, Kelley	c	7-11	0-0	0-2	5	12	17	1	14	0	0	8	0	33		
04	WILLIAMS, Kamiko	g	1-2	0-0	1-2	0	2	2	0	3	2	2	0	0	17		
05	BJORKLUND, Angie	g	5-11	3-6	4-4	0	3	3	1	17	3	2	0	0	35		
40	STRICKLEN, Shekinna	g	5-13	0-1	2-4	3	4	7	2	12	3	3	0	1	32		
01	BASS, Briana	g	0-0	0-0	0-0	0	2	2	1	0	3	1	0	0	13		
15	MANNING, Alicia	g	0-2	0-0	0-0	1	1	2	1	0	2	2	0	1	11		
20	SMALLBONE, Sydney	g	1-2	1-1	0-0	0	0	0	0	3	2	1	0	0	12		
25	JOHNSON, Glory	g	2-8	0-0	1-4	5	1	6	0	5	0	0	0	1	12		
Team							1	2	3								
Totals			29-63	4-8	12-22	18	33	51	8	74	16	13	10	3	200		
FG % 1st Half: 13-31			41.9%	2nd half: 16-32	50.0%	Game: 29-63	46.0%								Deadball Rebounds 5		
3FG % 1st Half: 1-2			50.0%	2nd half: 3-6	50.0%	Game: 4-8	50.0%										
FT % 1st Half: 4-10			40.0%	2nd half: 8-12	66.7%	Game: 12-22	54.5%										

Officials: Lawson Newton, Bryan Enterline, Eddie Novak

Technical fouls: Arkansas-WATKINS, Sarah; ROBINSON, Dominique.

TENNESSEE-None.

Attendance: 11817

Score by periods	1st	2nd	Total
Arkansas	23	34	57
TENNESSEE	31	43	74



From left-right: Charity Ford, Ashley Daniels, Jamesha Townsend, Lyndsay Harris

GAME 23 || KENTUCKY 71, ARKANSAS 57 **FEB. 7, 2010 || FAYETTEVILLE, ARK. (BUD WALTON)**

Kentucky 71 • 20-3, 8-2 SEC

#	Player		Total		3-Ptr		Rebounds			PF	TP	A TO Blk Stl					Min
			FG-FGA	FG-FGA	FT-FTA	Off	Def	Tot	A			TO	Blk	Stl			
34	Dunlap, Victoria	f	7-11	0-0	8-9	5	6	11	2	22	2	1	3	2	28		
01	Mathies, A'dia	g	9-19	2-8	7-7	2	3	5	3	27	3	3	1	1	39		
05	Morrow, Carly	g	1-5	0-3	1-2	0	4	4	1	3	2	2	0	1	25		
24	Smith, Amber	g	3-8	0-0	3-3	0	5	5	3	9	5	7	0	2	35		
25	Franklin, Amani	g	2-8	0-1	0-0	3	6	9	4	4	0	1	0	1	27		
03	Riley, Crystal	g	0-2	0-0	0-0	1	0	1	1	0	1	2	0	1	14		
04	Snowden, Keyla	g	0-0	0-0	0-0	0	0	0	0	0	0	1	0	0	1		
12	Watkins, Lydia	g	2-3	0-0	0-2	0	3	3	1	4	0	2	0	1	19		
23	Gray, Rebecca	g	0-1	0-0	0-0	0	0	0	1	0	0	1	0	0	3		
40	Henderson, Brittany	g	1-2	0-0	0-0	1	1	2	3	2	0	1	0	0	9		
Team						3	2	5									
Totals			25-59	2-12	19-23	15	30	45	19	71	13	21	4	10	200		
FG % 1st Half: 14-36			38.9%	2nd half: 11-23	47.8%	Game: 25-59			42.4%						Deadball Rebounds 2.1		
3FG % 1st Half: 1-5			20.0%	2nd half: 1-7	14.3%	Game: 2-12			16.7%								
FT % 1st Half: 4-6			66.7%	2nd half: 15-17	88.2%	Game: 19-23			82.6%								



s and Sarah Watkins.

GAME 25 || ARKANSAS 72, S. CAROLINA 68 FEB. 14, 2010 || COLUMBIA, S.C. (COLONIAL LIFE ARENA)

Arkansas 72 • 10-14, 3-9 SEC

#	Player	Total		3-Ptr		Rebounds			PF	TP	A	TO	Blk	Stl	Min
		FG-FGA	FG-FGA	FT-FTA	Off	Def	Tot								
12	DANIELS, Ashley	f	0-0	0-0	0-0	1	0	1	2	0	0	0	0	0	7
15	REES, Skye	f	1-2	1-2	0-0	2	0	2	1	3	0	2	0	0	13
22	RICKETTS, C'eira	g	6-11	0-0	0-0	1	3	4	2	12	2	3	0	0	35
32	FORD, Charity	g	6-10	0-1	2-2	0	5	5	1	14	2	2	0	5	30
33	HARRIS, Lyndsay	g	5-13	4-9	0-0	0	1	1	3	14	4	2	0	2	36
03	TOWNSEND, Jamesha		0-0	0-0	0-0	0	1	1	2	0	0	0	0	0	9
04	WATKINS, Sarah		4-8	0-0	6-6	1	3	4	2	14	0	1	3	1	24
21	ROBINSON, Dominique		0-2	0-1	2-2	0	2	2	2	2	0	2	0	0	13
23	McCRA Y, Ashley		0-0	0-0	0-0	0	1	1	2	0	0	0	0	0	3
44	WILLIAMS, Quistelle		5-11	0-1	3-5	3	8	11	0	13	0	0	1	1	30
Team						0	0	0							
Totals			27-57	5-14	13-15	8	24	32	17	72	8	13	4	9	200
FG % 1st Half:		8-24	33.3%	2nd half:	19-33	57.6%	Game:	27-57	47.4%	Deadball Rebounds					
3FG % 1st Half:		2-9	22.2%	2nd half:	3-5	60.0%	Game:	5-14	35.7%						
FT % 1st Half:		3-3	100.0%	2nd half:	10-12	83.3%	Game:	13-15	86.7%						

South Carolina 68 • 13-12, 6-7 SEC

#	Player	Total		3-Ptr		Rebounds			PF	TP	A	TO	Blk	Stl	Min
		FG-FGA	FG-FGA	FT-FTA	Off	Def	Tot								
52	MAY, Jewel	f	0-3	0-0	0-1	3	1	4	2	0	0	1	0	0	28
05	BONE, Kelsey	c	6-10	0-0	0-2	3	9	12	4	12	1	2	1	0	29
04	KENNEDY, Samone	g	3-9	1-4	1-1	1	2	3	0	8	3	2	0	1	34
11	SUTTON, La'Keisha	g	4-8	0-2	0-2	1	2	3	3	8	7	3	0	1	34
31	NAINIMA, Valerie	g	6-16	1-6	3-6	2	0	2	2	16	3	2	0	0	28
01	WILSON, Ebony		1-2	0-0	0-0	1	2	3	2	2	0	0	0	0	7
03	FALOHUN, Lauren		3-3	0-0	0-0	1	0	1	0	6	0	1	0	0	7
12	STEPHENS, Charenee		7-10	0-0	0-0	1	4	5	3	14	0	0	0	1	16
14	WALKER, Ieasia		1-3	0-0	0-1	2	0	2	0	2	0	3	0	0	10
21	BRUNER, Ashley		0-0	0-0	0-0	2	3	5	2	0	0	0	2	0	7
Team						1	0	1							
Totals			31-64	2-12	4-13	18	23	41	18	68	14	15	3	3	200
FG % 1st Half:		16-32	50.0%	2nd half:	15-32	46.9%	Game:	31-64	48.4%	Deadball Rebounds					
3FG % 1st Half:		1-8	12.5%	2nd half:	1-4	25.0%	Game:	2-12	16.7%						
FT % 1st Half:		2-7	28.6%	2nd half:	2-6	33.3%	Game:	4-13	30.8%						

Officials: Eric Brewton, Cameron Inouye, Jules Gallien
Technical fouls: Arkansas-None. South Carolina-None.
Attendance: 4437

Score by periods	1st	2nd	Total
Arkansas	21	51	72
South Carolina	35	33	68

GAME 24 || ARKANSAS 73, AUBURN 58 FEB. 11, 2010 || AUBURN, ALA. (BEARD-EAVES MEM.)

Arkansas 73 • 10-14, 2-9 SEC

#	Player	Total		3-Ptr		Rebounds			PF	TP	A	TO	Blk	Stl	Min
		FG-FGA	FG-FGA	FT-FTA	Off	Def	Tot								
12	DANIELS, Ashley	f	6-8	0-0	2-3	1	4	5	2	14	4	1	0	1	26
15	REES, Skye	c	2-4	0-2	0-0	0	0	0	2	4	0	0	0	1	8
22	RICKETTS, C'eira	g	7-11	0-0	0-1	4	4	8	2	14	7	0	2	2	37
32	FORD, Charity	g	6-13	3-5	3-3	0	2	2	1	18	0	2	0	4	31
33	HARRIS, Lyndsay	g	4-12	3-8	0-0	0	1	1	3	11	3	2	0	1	35
03	TOWNSEND, Jamesha		0-1	0-0	0-0	0	1	1	2	0	0	0	0	0	9
04	WATKINS, Sarah		1-3	0-0	0-0	0	0	0	1	2	0	2	2	1	17
21	ROBINSON, Dominique		1-1	0-0	0-0	0	0	0	0	2	0	0	0	0	8
44	WILLIAMS, Quistelle		4-8	0-3	0-0	0	8	8	0	8	2	2	0	1	29
Team						1	1	2							
Totals			31-61	6-18	5-7	6	21	27	13	73	16	9	4	11	200
FG % 1st Half:		15-27	55.6%	2nd half:	16-34	47.1%	Game:	31-61	50.8%	Deadball Rebounds					
3FG % 1st Half:		2-10	20.0%	2nd half:	4-8	50.0%	Game:	6-18	33.3%						
FT % 1st Half:		3-3	100.0%	2nd half:	2-4	50.0%	Game:	5-7	71.4%						

Auburn 58 • 12-13, 3-9 SEC

#	Player	Total		3-Ptr		Rebounds			PF	TP	A	TO	Blk	Stl	Min
		FG-FGA	FG-FGA	FT-FTA	Off	Def	Tot								
21	Greenleaf, Jordan	f	7-9	0-0	2-2	3	6	9	2	16	1	2	0	1	38
33	Carrier, KeKe	c	2-6	0-0	0-0	1	4	5	2	4	1	3	0	0	16
01	Toles, Morgan	g	1-3	0-0	0-0	1	2	3	1	2	2	5	0	1	31
04	Simmons, Parrisha	g	2-4	0-0	0-2	4	3	7	1	4	0	3	0	1	19
05	Smalley, Alli	g	3-15	0-5	0-0	2	3	5	1	6	1	4	0	1	32
02	Jennings, Morgan		2-2	0-0	0-0	0	2	2	0	4	2	1	0	0	12
12	Thomas, Nicolle		4-10	3-6	2-2	0	0	0	1	13	2	0	0	1	18
14	Alverson, Blanche		4-9	1-5	0-1	4	2	6	0	9	0	1	0	0	24
20	West, Pascale		0-0	0-0	0-0	0	1	1	1	0	0	0	1	1	4
23	Hilliard, Chantel		0-1	0-0	0-0	0	0	0	0	0	0	1	0	0	6
Team						1	1	2							
Totals			25-59	4-16	4-7	16	24	40	9	58	9	20	1	6	200
FG % 1st Half:		13-31	41.9%	2nd half:	12-28	42.9%	Game:	25-59	42.4%	Deadball Rebounds					
3FG % 1st Half:		2-7	28.6%	2nd half:	2-9	22.2%	Game:	4-16	25.0%						
FT % 1st Half:		2-3	66.7%	2nd half:	2-4	50.0%	Game:	4-7	57.1%						

Officials: June Courteau (R), Bill Young, Doug Cloud
Technical fouls: Arkansas-None. Auburn-None.
Attendance: 2139

Score by periods	1st	2nd	Total
Arkansas	35	38	73
Auburn	30	28	58

GAME 26 || ARKANSAS 67, OLE MISS 59 FEB. 18, 2010 || FAYETTEVILLE, ARK. (BUD WALTON)

Ole Miss 59 • 15-11, 6-7 SEC

#	Player	Total		3-Ptr		Rebounds			PF	TP	A	TO	Blk	Stl	Min
		FG-FGA	FG-FGA	FT-FTA	Off	Def	Tot								
22	Byrd, Nikki	f	0-3	0-0	0-0	1	1	2	2	0	1	3	0	0	8
11	Black, Shantell	g	4-12	2-8	3-4	2	3	5	3	13	5	6	0	4	40
14	Robertson, Elizabeth	g	7-13	6-11	0-0	2	5	7	0	20	0	0	0	0	38
20	Melson, Kayla	g	5-12	2-2	2-2	0	2	2	5	14	4	5	0	2	39
45	Thomas, Bianca	g	4-16	0-3	0-0	3	4	7	3	8	1	0	1	1	37
03	Phillips, LaKendra		0-0	0-0	0-0	1	0	1	1	0	0	1	0	0	6
21	Holloway, Kayla		0-1	0-0	0-0	2	1	3	1	0	0	0	0	0	18
44	Lewis, Katorra		2-3	0-0	0-0	0	0	0	0	4	0	0	0	0	14
Team						0	4	4							
Totals			22-60	10-24	5-6	11	20	31	15	59	11	15	1	7	200
FG % 1st Half:		12-27	44.4%	2nd half:	10-33	30.3%	Game:	22-60	36.7%	Deadball Rebounds					
3FG % 1st Half:		6-11	54.5%	2nd half:	4-13	30.8%	Game:	10-24	41.7%						
FT % 1st Half:		3-4	75.0%	2nd half:	2-2	100.0%	Game:	5-6	83.3%						

Arkansas 67 • 12-14, 4-9 SEC

#	Player		Total		3-Ptr		Rebounds			PF	TP	A	TO	Blk	Stl	Min
			FG-FGA	FG-FGA	FT-FTA	Off	Def	Tot								
15	REES, Skye	f	0-0	0-0	0-0	0	0	0	0	0	0	0	0	0	0	3
12	DANIELS, Ashley	c	6-11	0-0	4-6	5	3	8	1	16	2	2	1	0	32	
22	RICKETTS, C'eira	g	3-9	0-0	0-2	0	6	6	1	6	5	6	2	1	36	
32	FORD, Charity	g	7-13	1-3	0-0	0	4	4	1	15	2	0	1	1	35	
33	HARRIS, Lyndsay	g	4-7	2-5	6-7	0	2	2	2	16	5	6	0	2	38	
03	TOWNSEND, Jamasha		1-1	0-0	0-0	0	2	2	1	2	1	0	0	0	9	
04	WATKINS, Sarah		3-8	0-0	0-0	2	6	8	0	6	1	1	2	0	28	
21	ROBINSON, Dominique		0-1	0-0	0-0	0	0	0	0	0	0	0	0	0	4	
23	MCCRAY, Ashley		2-3	0-0	0-0	1	0	1	1	4	0	1	0	0	4	
44	WILLIAMS, Quistelle		1-2	0-1	0-0	0	0	0	2	2	1	0	0	1	11	
Team						3	4	7								
Totals			27-55	3-9	10-15	11	27	38	9	67	17	16	6	5	200	
FG % 1st Half: 15-29 51.7% 2nd half: 12-26 46.2% Game: 27-55 49.1% Deads																
3FG % 1st Half: 0-2 0.0% 2nd half: 3-7 42.9% Game: 3-9 33.3% Rebound																
_FT % 1st Half: 7-9 77.8% 2nd half: 3-6 50.0% Game: 10-15 66.7% 2																

GAME 27 || ALABAMA 69, ARKANSAS 58 FEB. 21, 2010 || FAYETTEVILLE, ARK. (BUD WALTON)

Alabama 69 • 11-16, SEC 3-11

#	Player		Total		3-Ptr		Rebounds			PF	TP	A TO Blk Stl					Min
			FG-FGA	FG-FGA	FT-FTA	Off Def Tot	PF	TP	A TO Blk Stl								
31	Hancock, Katie	f	1-2	0-0	1-2	0 2 2	3	3	0 2 0 0	0	0	0 2 0 0	0	0	0	0	14
32	Williams, Tamara	f	0-0	0-0	0-0	0 0 0	0	0	0 0 0 0 0	0	0	0 0 0 0	0	0	0	0	5
30	McCoy, Carmen	c	3-6	0-0	3-4	4 2 6	1	9	0 3 4 0	0	0	0 3 4 0	0	0	0	0	25
03	Butler, Alyson	g	3-3	1-1	0-0	0 0 0	0	7	0 2 0 0	0	0	0 2 0 0	0	0	0	0	19
05	Farmer, Celiscia	g	1-2	0-0	0-0	0 2 2	0	2	0 4 0 0	0	0	0 4 0 0	0	0	0	0	10
02	Magee, Dedrea		7-11	0-0	1-2	0 9 9	3	15	6 7 0 2	3	15	6 7 0 2	3	15	6 7 0 2	3	37
10	King, LaToya		2-6	1-2	4-5	0 3 3	2	9	4 4 0 0	0	0	4 4 0 0	0	0	0	0	20
21	Jenkins, Tierney		5-13	0-0	4-5	2 12 14	3	14	0 3 0 1	1	34	0 3 0 1	1	34	0 3 0 1	1	34
22	Strauthers, Courtney		0-2	0-0	0-0	0 0 0	2	0	0 0 0 0	0	0	0 0 0 0	0	0	0	0	6
23	Russell, Ericka		2-7	2-5	4-5	0 3 3	3	10	2 2 0 1	3	10	2 2 0 1	3	10	2 2 0 1	3	30
Team						3 3 6			1								
Totals			24-52	4-8	17-23	9 36 45	17	69	12 28 4 4								200

FG % 1st Half: 9-22 40.9% 2nd half: 15-30 50.0% Game: 24-52 46.2%
3FG % 1st Half: 2-3 66.7% 2nd half: 2-5 40.0% Game: 4-8 50.0%
FT % 1st Half: 4-6 66.7% 2nd half: 13-17 76.5% Game: 17-23 73.9%

Deadball
Rebounds
1

Arkansas 58 • 12-15, SEC 4-10

#	Player		Total		3-Ptr		Rebounds			PF	TP	A TO Blk Stl					Min
			FG-FGA	FG-FGA	FT-FTA	Off Def Tot	PF	TP	A TO Blk Stl								
12	DANIELS, Ashley	f	0-1	0-0	1-2	2 0 2	3	1	1 1 0 1	13							13
23	McCRAy, Ashley	c	1-3	0-0	0-0	0 0 0	0	2	0 1 0 0	0	2	0 1 0 0	0	2	0 1 0 0	0	2
22	RICKEtTS, C'eira	g	3-12	1-3	0-0	0 2 2	1	7	4 2 0 3	35							35
32	FORD, Charity	g	4-14	0-1	2-2	1 3 4	4	10	0 2 0 2	31							31
33	HARRIS, Lyndsay	g	6-16	2-11	2-3	0 3 3	4	16	2 5 0 2	36							36
03	TOWNSEND, Jamesha		0-0	0-0	1-2	0 2 2	1	1	0 0 0 0	8							8
04	WATKINS, Sarah		1-6	0-0	2-2	2 4 6	1	4	0 2 2 1	27							27
15	REES, Skye		2-3	2-3	0-0	0 1 1	1	6	0 1 1 0	4							4
21	ROBINSON, Dominique		1-6	0-3	2-4	3 2 5	2	4	1 2 0 1	22							22
44	WILLIAMS, Quistelle		2-5	0-3	3-3	2 5 7	1	7	0 3 3 1	20							20
54	WILLIAMS, Ashlea		0-0	0-0	0-0	0 0 0	0	0	0 0 0 0	2							2
Team						1 1 2											
Totals			20-66	5-24	13-18	11 23 34	18	58	8 19 6 11								200

FG % 1st Half: 11-28 39.3% 2nd half: 9-38 23.7% Game: 20-66 30.3%
3FG % 1st Half: 1-7 14.3% 2nd half: 4-17 23.5% Game: 5-24 20.8%
FT % 1st Half: 3-4 75.0% 2nd half: 10-14 71.4% Game: 13-18 72.2%

Deadball
Rebounds
4,1

Officials: Lawson Newton, Scott Yarbrough, Laura Morris
Technical fouls: Alabama-None. Arkansas-None.
Attendance: 2750
Estimated Attendance: 2750

Score by periods	1st	2nd	Total
Alabama	24	45	69
Arkansas	26	32	58

GAME 29 || GEORGIA 69, ARKANSAS 48 FEB. 20, 2010 || ATHENS, GA. (STEGEMAN COL.)

Arkansas 48 • 12-17 (4-12)

#	Player		Total		3-Ptr		Rebounds			PF	TP	A TO Blk Stl					Min
			FG-FGA	FG-FGA	FT-FTA	Off Def Tot	PF	TP	A TO Blk Stl								
12	DANIELS, Ashley	*	0-0	0-0	2-2	1 1 2	1	2	0 1 0 0	0	12						12
15	REES, Skye	*	4-9	2-5	0-0	2 2 4	4	10	0 2 1 0	20							20
22	RICKEtTS, C'eira	*	2-5	0-1	0-0	3 4 7	3	4	1 3 0 2	35							35
32	FORD, Charity	*	3-9	2-6	4-4	1 1 2	1	12	5 3 0 1	30							30
33	HARRIS, Lyndsay	*	2-12	1-9	3-5	2 2 4	5	8	3 3 0 2	33							33
03	TOWNSEND, Jamesha		0-1	0-0	0-0	0 2 2	0	0	0 2 0 0	7							7
04	WATKINS, Sarah		1-3	0-0	0-0	1 3 4	2	2	0 1 1 0	24							24
10	POWELL, Caroline		0-0	0-0	0-0	0 1 1	0	0	0 0 0 0	2							2
21	ROBINSON, Dominique		1-4	0-1	0-0	2 0 2	1	2	0 2 0 0	15							15
22	McCRAy, Ashley		3-5	0-0	2-4	0 3 3	3	8	1 1 0 1	16							16
44	WILLIAMS, Quistelle		0-2	0-2	0-0	0 0 0	0	0	0 2 0 0	6							6
Team						0 1 1											
Totals			16-50	5-24	11-15	12 20 32	20	48	10 20 2 6								200

FG % 1st Half: 7-25 28.0% 2nd half: 9-25 36.0% Game: 16-50 32.0%
3FG % 1st Half: 1-11 9.1% 2nd half: 4-13 30.8% Game: 5-24 20.8%
FT % 1st Half: 8-10 80.0% 2nd half: 3-5 60.0% Game: 11-15 73.3%

Deadball
Rebounds
1

Georgia 69 • 22-7 (9-7)

#	Player		Total		3-Ptr		Rebounds			PF	TP	A TO Blk Stl					Min
			FG-FGA	FG-FGA	FT-FTA	Off Def Tot	PF	TP	A TO Blk Stl								
01	Ashley Houts	*	5-9	3-5	2-4	0 1 1	1	15	2 3 0 2	34							34
10	Jasmine James	*	4-12	1-4	0-0	0 4 4	2	9	3 3 0 4	37							37
11	Meredith Mitchell	*	3-10	1-3	2-2	1 4 5	2	9	5 0 0 0	40							40
21	Porsha Phillips	*	2-9	0-1	3-4	4 7 11	1	7	0 2 3 2	26							26
33	Angel Robinson	*	2-3	0-0	5-5	5 2 7	2	9	0 3 0 1	21							21
02	Ebony Jones		0-1	0-0	0-0	0 1 1	0	0	0 1 0 0	2							2
03	Anne Marie Armstrong		2-3	0-0	0-0	0 2 2	1	4	3 1 0 0	12							12
12	Jasmine Hassell		5-9	0-0	3-3	2 2 4	3	13	0 0 0 1	15							15
15	Jaleesa Rhoden		0-0	0-0	0-0	2 0 2	0	0	0 0 0 0	3							3
23	Tamika Willis		1-3	0-0	1-2	1 0 1	1	3	0 0 0 0	4							4
30	Candace Williams		0-2	0-2	0-0	0 0 0	1	0	0 1 0 0	6							6
Team						4 2 6											
Totals			24-61	5-15	16-20	19 25 44	14	69	13 14 3 10								200

FG % 1st Half: 12-38 31.6% 2nd half: 12-23 52.2% Game: 24-61 39.3%
3FG % 1st Half: 3-9 33.3% 2nd half: 2-6 33.3% Game: 5-15 33.3%
FT % 1st Half: 5-5 100.0% 2nd half: 11-15 73.3% Game: 16-20 80.0%

Deadball
Rebounds
2

Officials: Beverly Roberts, Mary Day, Roy Gulbeyan
Technical fouls: Arkansas-None. Georgia-None.
Attendance: 5321

Score by periods	1st	2nd	Total
Arkansas	23	25	48
Georgia	32	37	69

GAME 28 || LSU 70, ARKANSAS 53 FEB. 25, 2010 || BATON ROUGE, LA. (PMAC)

Arkansas 53 • 12-16 (4-11)

#	Player		Total		3-Ptr		Rebounds			PF	TP	A TO Blk Stl					Min
			FG-FGA	FG-FGA	FT-FTA	Off Def Tot	PF	TP	A TO Blk Stl								
12	DANIELS, Ashley	f	2-5	0-0	0-0	2 1 3	3	4	0 0 0 0	20							20
15	REES, Skye	f	2-3	0-0	0-0	1 3 4	1	4	0 0 0 0	16							16
22	RICKEtTS, C'eira	g	4-7	1-2	0-0	0 2 2	2	9	7 2 0 2	33							33
32	FORD, Charity	g	5-13	1-1	0-0	0 2 2	1	11	0 4 0 1	30							30
33	HARRIS, Lyndsay	g	4-10	3-6	0-0	0 1 1	2	11	1 5 1 2	30							30
03	TOWNSEND, Jamesha		0-0	0-0	0-0	0 1 1	0	0	0 0 0 0	1							1
04	WATKINS, Sarah		1-6	0-0	0-0	0 3 3	1	2	1 3 1 0	24							24
21	ROBINSON, Dominique		3-4	0-0	0-0	2 2 4	0	6	0 0 0 0	28							28
44	WILLIAMS, Quistelle		2-6	2-4	0-0	0 2 2	0	6	0 1 0 1	18							18
Team						1 2 3											
Totals			23-54	7-13	0-0	6 19 25	10	53	9 15 2 6								200

FG % 1st Half: 9-24 37.5% 2nd half: 14-30 46.7% Game: 23-54 42.6%
3FG % 1st Half: 4-7 57.1% 2nd half: 3-6 50.0% Game: 7-13 53.8%
FT % 1st Half: 0-0 0.0% 2nd half: 0-0 0.0% Game: 0-0 0.0%

Deadball
Rebounds
0

LSU 70 • 19-8 (8-7)

#	Player		Total		3-Ptr		Rebounds			PF	TP	A TO Blk Stl				Min
			FG-FGA	FG-FGA	FT-FTA	Off	Def	Tot								
25	BLACK, Swayze	f	0-0	0-0	0-0	1	1	2	0	0	0	1	0	0	12	
55	BARRETT, LaSondra	f	3-9	0-0	3-4	0	3	3	2	9	3	0	0	1	27	
01	GRAHAM, Katherine	g	7-10	0-0	1-1	5	5	10	2	15	8	4	0	3	35	
20	HUGHES, Destini	g	0-4	0-3	0-0	0	1	1	1	0	1	2	0	2	17	
23	HIGHTOWER, Allison	g	5-13	1-4	1-2	2	4	6	0	12	3	0	0	1	30	
03	EASON, Latear		1-1	0-0	0-2	0	4	4	0	2	2	0	0	0	20	
10	WEBB, Adrienne		1-4	0-3	0-0	0	0	0	1	2	0	2	0	0	11	
15	LUTLEY, Bianca		0-2	0-2	0-0	0	1	1	0	0	0	0	0	0	5	
22	JONES, Courtney		8-9	4-4	2-2	2	3	5	2	22	1	2	1	2	28	
32	WILLIAMS, Erica		0-0	0-0	0-0	0	0	0	0	0	0	0	0	0	2	
35	TURNBOW, Taylor		4-6	0-0	0-0	3	2	5	0	8	0	0	1	0	13	
	Team					0	1	1				2				
	Totals		29-58	5-16	7-11	13	25	38	8	70	18	13	2	9	200	


UNIVERSITY OF ARKANSAS WOMEN'S BASKETBALL

RECORDS



2010 - 11

RECORD-HOLDERS
5-BETTYE FISCUS
AND
50-DELMONICA
DEHORNEY



ARKANSASRAZORBACKS.COM

RECORDS - INDIVIDUAL

SCORING

Most Points Scored

Career: 2,073, Bettye Fiscus (1981-85)
Season: 692, Shelly Wallace (1988-89)
Game: 44, Shelly Wallace (vs. ORU, 12/12/88)
Half: 28, Shameka Christon (vs. Vandy, 3/2/02)

Highest Scoring Average

Career: 18.5, (2,073 pts/112 g) Bettye Fiscus (1981-85)
Season: 23.1, (692 pts/30 g) Shelly Wallace (1988-89)

FIELD GOALS

Most Field Goal Attempts

Career: 1,641, Shameka Christon (2000-04)
Season: 500, Shameka Christon (2003-04)
Game: 27, Pat Keck (vs. N. Ark. Comm., 11/19/76)
Half: 16, Bettye Fiscus (vs. Alaska-Anch., 2/21/83)

Most Field Goals

Career: 794, Bettye Fiscus (1981-85)
Season: 267, Shelly Wallace (1988-89)
Game: 16, Shameka Christon (vs. Vandy, 3/2/02) & Shelly Wallace (vs. ORU., 12/12/88)
Half: 10, Shameka Christon (vs. LSU, 2/10/02)

Best Field Goal Percentage (Min. 10 game/5 half)

Career: .609 (667-1,096), Delmonica DeHorney (1987-91)
Season: .632 (227-359), Delmonica DeHorney (1990-91)
Game: 1.000 (10-10), Lanell Dawson (vs. Baylor, 2/26/86)
Half: 1.000 (7-7), Delmonica DeHorney (vs. UH, 2/6/91)

3-POINTERS

Most Three-Point Attempts

Career: 773, Wendi Willits (1997-2001)
Season: 234, India Lewis (2002-03)
Game: 13, by three athletes
Half: 9, K. Wilson (vs. UG-SEC, 3/4/94; vs. UT 12/29/96)

Most Three-Point Goals

Career: 316, Wendi Willits (1997-2001)
Season: 104, Wendi Willits (1998-99)
Game: 9, Wendi Willits (at Georgia, 2/21/99)
Half: 6, Wendi Willits (at Providence, 11/21/97)
Consecutive: 12, Wendi Willits (over 3 gms, 1999-2000)

Best Three-Point Goal Pct.

Career: .416 (112-291), Amber Nicholas (1988-92)
Season: .477 (41-86), Amber Nicholas (1990-91)
Game: (Min. 5 Att.) 1.000 (6-6), Kimberly Wilson (vs. Butler, 1/10/94)
Half: 1.000 (5-5), Christy Smith (vs. Georgia, 1/8/95)



Shameka Christon



Bettye Fiscus

FREE THROWS

Most Free Throw Attempts

Career: 622, Bettye Fiscus (1981-85)
Season: 229, Bettye Fiscus (1981-82)
Game: 20, Shelly Wallace (vs. Houston, 3/4/89)
Half: 15, Shea Henderson (vs. Alabama, 2/2/94)

Most Free Throws

Career: 485, Bettye Fiscus (1981-85)
Season: 183, Bettye Fiscus (1981-82)
Game: 16, Shelly Wallace (vs. Houston, 3/4/89)
Half: 12, Christy Smith (vs. Ohio St., 11/19/95)
Consecutive Made: 25, Wendi Willits (1999-2000)

Best Free Throw Percentage

Career: .845 (74-206), Amber Nicholas (1988-92)
(min. 200 att.)
Season: .899 (134-149), Christy Smith (1994-95)
(min. 100 att.)
Ranked No. 1 in the nation, Division I, 1994-95
Game: (Min. 10) 1.000 (15-15), Christy Smith (vs. Ohio State, 11/19/95)
Best single game in Division I, 1995-96 season
Half: 1.000 (12-12), Christy Smith (vs. Ohio St., 11/19/95)

REBOUNDS

Most Rebounds

Career: 1,013, Shelly Wallace (1985-89)
Season: 381, Shelly Wallace (1988-89)
Game, Total: 22, Shelly Wallace (vs. SMU, 2/13/88)
Game, Offensive: 12 Yolanda Dickson (vs. Auburn, 1/22/94)
Blair Savage (vs. Oklahoma, 12/12/89)
Game, Defensive: 16, Shelly Wallace (vs. Texas A&M, 1/17/89; vs. SMU, 2/15/89)
Half: 14, Blair Savage (vs. Oklahoma, 12/12/89)

Highest Rebound Average

Career: 10.5 (495 reb/47 games), Lauren Ervin (2006-08)
Previous: 8.5 (1,013 reb/119 games), Shelly Wallace (85-89)
Season: 12.7 (381 reb/30 games), Shelly Wallace (1988-89)

ASSISTS

Most Assists

Career: 717, Amy Wright (1998-2002)
Season: 205, Amy Wright (2001-02)
Game: 18, Donna Wilson (vs. Houston, 3/2/88)

Highest Assist Average

Career: 5.7 (332 asst/58 g), Donna Wilson (1987-89)
Season: 6.2 (186 asst/30 g), Donna Wilson (88-89)

STEALS

Most Steals

Career: 293, Tracy Webb (1983-87)
Season: 95, Tracy Webb (1986-87)
Game: 12, Amanda Holley (vs. TCU, 1/11/83)

BLOCKS

Most Blocked Shots

Career: 235, Delmonica DeHorney (1987-91)
Season: 83, Delmonica DeHorney (1989-90)
Game: 9, Robyn Irwin (vs. SW Mo. St., 12/19/88)

TURNOVERS

Most Turnovers

Career: 447, Amy Wright (1998-2002)
Season: 135, Tracy Webb (1986-87)
Game: 21, Debbie Roe (vs. SW Mo. St., 1/29/77)

FOULS

Most Personal Fouls

Career: 323, Tracy Webb (1983-87)
Season: 106, Connie Fitzgerald (1979-80)
Game: 5, by 402 players through the 2009-10 season

GAMES PLAYED

Most Games Played


Career: 131, Amy Wright ('98-'02) & Wendi Willits ('97-'01)
Season: 36, four players (1981-82)

Most Consecutive Games

Career: 131, Amy Wright (1998-2002)
Season: 36, four players (1981-82)

Consecutive Games Started

87, Amber Nicholas (1988-92)



Christy Smith

RECORDS - INDIVIDUAL SEC GAMES

Regular-Season Games Only

(Season Min.: 70 FGA, 40 FTA, 75% games played)

SCORING

Most Points Scored

Career: 905, Shameka Christon, 2001-04
Season: 304, Shameka Christon, 2004
Game: 37, Dominique Washington (at UM, 2/26/05)
Half: 27, Shameka Christon (at UM, 2/29/04)

Highest Scoring Average

Career: 16.5, Shameka Christon, 2001-04
Season: 21.7, Shameka Christon, 2004

FIELD GOALS

Most Field Goal Attempts

Career: 764, Shameka Christon, 2001-04
Season: 241, Shameka Christon, 2004
Game: 24, S. Christon (at USC, 1/18/04; at LSU, 2/12/04)
Half: 16, Kimberly Wilson (vs. Florida, 2/2/97)

Most Field Goals

Career: 327, Shameka Christon, 2001-04
Season: 105, Shameka Christon, 2004
Game: 13, Shameka Christon (three times in 03-04)
Half: 10, S. Christon (at UM, 2/29/04; vs. LSU, 2/10/02)

Best Field Goal Percentage

Career: .588 (87-148), Karen Jones, 1995-98
Season: .614 (54-88), Lonniya Bragg, 2000
Game: 1.000 (9-9), Lauren Ervin (at Auburn, 1/14/07)
10+ : .769 (10-13), Shameka Christon (vs. LSU, 3/6/03)
Half: .833 (10-12), Shameka Christon (vs. LSU, 2/10/02)

3-POINTERS

Most Three-Point Attempts

Career: 342, Wendi Willits, 1998-2001
Season: 134, India Lewis, 2002
Game: 13, Wendi Willits (at Georgia, 2/21/99)
Half: 9, Kimberly Wilson (vs. Tenn., 12/29/96)

Most Three-Point Goals

Career: 137, Wendi Willits, 1998-2001
Season: 49, Wendi Willits, 1999
Game: 9, Wendi Willits (at Georgia, 2/21/99)
Half: 5, Dominique Washington (at Auburn, 1/14/07);
5, Wendi Willits (at Georgia, 2/21/99);
Christy Smith (vs. Georgia, 1/8/95);
Shameka Christon (vs. Tennessee, 2/7/02)

Best Three-Point Percentage

Career: .401 (137-342), Wendi Willits, 1998-2001
(min. 100 3pts)
Season: .500 (36-72), Kimberly Wilson, 1996
Game: .692 (9-13), Wendi Willits (at Ga., 2/21/99)
Half: 1.000 (5-5), Christy Smith (vs. Ga., 1/8/95)

FREE THROWS

Most Free Throw Attempts

Career: 234, Christy Smith, 1995-98
Season: 82, Shameka Christon, 2004
Game: 17, Shea Henderson (vs. Alabama, 2/2/94)
Half: 15, Shea Henderson (vs. Alabama, 2/2/94)

Most Free Throws

Career: 195, Christy Smith, 1995-98

Season: 67, Christy Smith, 1995

Game: 12, Shameka Christon (at Florida, 2/22/04);

Kristin Peoples (at Florida, 2/22/04)

Half: 10, Stephanie Bloomer (vs. LSU, 2/8/94)

Best Free Throw Percentage

Career: .833 (195-234), Christy Smith, 1995-98
(min. 150 FT made)
Season: .870 (67-77), Christy Smith, 1995 (min. 50 FT made)
Game: 1.000 (10-10), Stephanie Bloomer (vs. LSU, 2/8/94)
(min. 10 FT made)
Half: 1.000 (10-10), S. Bloomer (vs. LSU, 2/8/94)

REBOUNDS

Most Rebounds

Career: 306, Karyn Karlin, 1997-2000
Career, Offensive: 120, Karyn Karlin, 1997-2000
Career, Defensive: 199, Shameka Christon, 2001-04
Season: 137, Lauren Ervin, 2007
Season, Offensive: 56, Lauren Ervin, 2007
Season, Defensive: 81, Lauren Ervin, 2007
Game: 20, Lauren Ervin (at Florida, 1/21/07)
Game, Offensive: 9, Whitney Jones (VU, 1/29/09)
Game, Defensive: 13, Lauren Ervin (at Florida, 1/21/07)
Half: 11, Lauren Ervin (at Florida, 1/21/07) and
Whitney Jones (VU, 1/29/09)

Highest Rebound Average

Career: 9.5, Lauren Ervin, 2006-08
Season: 9.8, Lauren Ervin, 2007

ASSISTS

Most Assists

Career: 286, Amy Wright, 1999-2002
Season: 83, Rochelle Vaughn, 2004
Game: 12, Rochelle Vaughn (vs. Georgia, 2/8/04);
Amy Wright (vs. LSU, 2/11/99);
C'eira Ricketts (AU, 1/18/09)

STEALS

Most Steals

Career: 91, Christy Smith, 1995-98
Season: 33, C'eira Ricketts, 2009-10; Charity Ford, 2009-10
(16g SEC schedule)
31, Christy Smith, 1995 (12g SEC schedule)
Game: 8, Brittney Vaughn (vs. Alabama, 1/18/07)

BLOCKS

Most Blocked Shots

Career: 79, Shameka Christon, 2001-04
Season: 28, Lauren Ervin, 2007
Game: 6, Lauren Ervin (vs. Ole Miss, 2/4/07)

TURNOVERS

Most Turnovers

Career: 204, Amy Wright, 1999-2002
Season: 60, Brittney Vaughn, 2007
Game: 15, Shea Henderson (vs. Kentucky, 2/5/94)

TIME PLAYED

Games Played

Career: 56, Amy Wright, 1999-2002; Dana Cherry, 200-03;
Rochelle Vaughn, 2003-06; Charity Ford, 2006-10
Career Games Started: 52, Amy Wright, 1999-2002; and
Shameka Christon, 2001-04
Consecutive Games Started: 43, Christy Smith, 1995-1998
(Only player to date who started every game played
against SEC opponents)


Minutes Played

Career: 1,738, Shameka Christon, 2001-04
Consecutive Minutes Played vs. SEC Opponents:
Career: 575, Christy Smith, 1994-1996
Single Season: 445, Christy Smith, 1996
Most Minutes, Season: 557, C'eira Ricketts, 2009-10
(16g SEC schedule)
535, Christy Smith, 1998 (12g SEC schedule)
Avg. Minutes Per Game: 40.5, Christy Smith, 1995

THE FACE BEHIND THE RECORD

Career Points and Season Points in SEC Games Only

SHAMEKA CHRISTON



The pride of Hot Springs, Ark., Shameka Christon was named to the SEC Freshman Team her rookie season at Arkansas. At the start of her career, it looked like the most improbable of honors as the 6-1 forward averaged less than 10 points per game during non-conference play. Once SEC games began, Christon elevated her game to average 13.5 ppg in her 13 league games. Breaking the school mark for points in a SEC season as a sophomore with 224, Christon repeated with a respectable 201 points as a junior. A change of coaching staffs led to a dramatic change in scoring for Christon. Her senior year, Christon shattered her own record with 304 points in 14 games played, finishing her career with 905 points in SEC regular season games. Adding in her 177 points from SEC Tournament games, Christon scored almost 1,100 of her career 1,951 points against SEC opponents. For her SEC-leading scoring average of 21.8 ppg, Christon was voted the SEC Player of the Year in 2004, Associated Press Third-Team All-America and Kodak All-America honorable mention.

RECORDS - TEAM IN A GAME

SCORING

Most Points Scored

Game: 115, vs. Oral Roberts (2/19/87)
First Half: 65, vs. Tennessee State (11/27/88)
Second Half: 67, vs. University of Detroit (12/1/89)

Fewest Points Scored

Game: 28, vs. Louisiana Tech (11/30/78)
Half: 11, vs. Louisiana Tech (11/30/78)

Largest Margin of Victory

79 (108-29), vs. Bartlesville Wesleyan (2/18/77)

Most Points Allowed

Game: 114, vs. Stanford (3/24/90)
Half: 63, vs. Texas (1/9/89)

Fewest Points Allowed

Game: 19, vs. Bartlesville Wesleyan (12/4/76)
Half: 8, vs. Montana State (1/5/03)

Points Scored, Both Teams

High: 201 (87-114), vs. Stanford (3/24/90)
Low: 82 (49-33), vs. Coppin State (12/29/05)

Largest Margin of Defeat

54 (28-82), vs. Louisiana Tech (11/30/78)

Most Double-Digit Scorers

7, vs. TCU (109-59; Burkes, 10; Dawson, 23; Wynn, 17; Webb, 11; Williams, 11; Valley, 14; Wallace, 19) (2/4/86)

Fewest Double-Digit Scorers

0, six times. Most Recent: LSU (1/7/10)

All Starters in Double Digits

11 times. Most Recent: vs. Alabama (11/11/98)

FIELD GOALS

Most Field Goals

Game: 51, vs. University of Detroit (12/1/89)
Half: 30, vs. University of Detroit (12/1/89)

Most Field Goal Attempts

Game: 97, vs. Cottey College (2/2/78)
Half: 57, vs. University of Detroit (12/1/89)

Fewest Field Goals

Game: 8, vs. Louisiana Tech (11/30/78)
Half: 3, vs. Louisiana Tech (11/30/78)

Fewest Field Goal Attempts

Game: 41, at Auburn (1/22/95)
Half: 21, vs. Texas (1/29/81)

Best Field Goal Percentage

Game: .667 (32-48), vs. UTSA (12/3/88)
Half: .900 (18-20), vs. UTSA (12/3/88)

Worst Field Goal Percentage

Game: .195 (8-41), vs. Louisiana Tech (11/30/78)
Half: .115 (3-26), vs. Wichita State (1/8/81)

Best Defensive Percentage

Game: .185 (12-65), by Texas-Arlington (12/22/92)
Half: .083 (2-24), by Montana State (1/5/03)

3-POINTERS

Most Three-Point Goals

Game: 15, vs. Providence (11/16/98)
Half: 8, at Vandy (1/21/01); vs. Providence (11/16/98)

Fewest Three-Point Goals

Game: 0, at Rice (1/2/91); Kentucky (1/23/98);
at Vandy (2/17/05)
Half: 0, several times (Most recent: at Vanderbilt, 2/17/05)

Most Three-Point Attempts

Game: 32, at UMKC (1/25/05)
Half: 20, at UMKC (1/25/05)

Fewest Three-Point Attempts

Game: 0, several times (Most rec.: at UNO, 1/22/90)
Half: 0, several times (Most recent: UF, 2/8/01)

Best Three-Point Goal Pct.

Game: .875 (7-8), vs. Vanderbilt (1/23/2000)
10 Att.: .714 (10-14), vs. Lipscomb (11/11/2007)
Half: 1.000 (5-5), vs. Vanderbilt (1/23/2000)

Worst Three-Point Goal Pct.

Game: .000, several. (Most rec. (0-18), VU (2/17/05)
Half: .000 several. (Most rec.: Vanderbilt, 2/17/05)

FREE THROWS

Most Free Throws

Game: 38, at Florida (2/22/04)
Half: 26, vs. Grambling (12/17/81)

Fewest Free Throws

Game: 0, at LSU (2/25/10)
Half: 0, seven times (Most rec.: at LSU, 2/25/10)

Most Free Throw Attempts

Game: 54, at Florida (2/22/04)
Half: 33, vs. Ala. (2/2/94) & vs. Grambling (12/17/81)

Fewest Free Throw Attempts

Game: 0, at LSU, 2/25/10
Half: 0, nine times (Most rec: at LSU, 2/25/10)

Best Free Throw Percentage

Game: 1.000 (10-10), vs. Florida (1/26/06)
(Notable previous: .950 (21-22), vs. McNeese, 2/14/87)

Half: 1.000 (19-19), vs. Southern-BR (1/23/82)

Worst Free Throw Percentage

Game: .000 (0-0), at LSU (2/25/10)
Half: .000, twice, (Most rec. 0-0 at LSU, 2/25/10)

REBOUNDS

Most Rebounds

Game: 74, vs. Mississippi Valley (11/24/89)
Half: 36, vs. Mississippi Valley (11/24/89)
Offensive, Game: 37, vs. Miss. Valley (11/24/89)

Most Double-Digit Rebounders

3, vs. Baylor (Wallace 13, Irwin 11, DeHorney 11) (2/20/88)

ASSISTS

Most Assists

34, vs. University of Detroit (12/1/89)

STEALS

Most Steals

29, vs. Western Kentucky (11/28/04)

TURNOVERS

Most Turnovers

45, Alabama State (11/19/04; vs. North Ark. CC. (11/19/76)

Fewest Turnovers

4, vs. Wichita State (2/20/82)

Most Opponent Turnovers

43, vs. Murray State (12/5/90)

BLOCKS

Most Blocked Shots

12, vs. Northeast Louisiana (12/5/82)

FOULS

Most Personal Fouls

34, at South Carolina (1/30/93)


Most Players Fouled Out

4, vs. Northeast Oklahoma (2/19/79); vs. Texas
Southern (3/19/82); vs. Texas Tech (3/5/84)

THE FACE BEHIND THE RECORD

Career Assists and Consecutive Games Played

AMY WRIGHT



Recruited from Williamsburg, Ind., to become the next great point guard in Arkansas history, Amy Wright did not disappoint. A starter at the point from her first day at Arkansas, she broke the freshman assist record of her immediate predecessor, Christy Smith, and never looked back. Assists became her passion, and Wright rewrote the Arkansas record books in her four seasons, removing both her coach and Hall of Honor member Amber Nicholas Shirey and Smith from almost all the major records. Her 172 assists as a freshman led Arkansas to the WNIT Championship and was the closest anyone had come to Donna Wilson's 1988 season record. Her junior season, Wright crushed Wilson's mark with 198 to take Arkansas to the second round of the NCAA tournament. By the end of her career, the only assist records Wright was breaking were her own, including 205 her senior season. Closing her career with 717, she has almost 200 more assists than the former career leader Nicholas Shirey. Wright had more double-digit assist games than any other player, and became the first player in recorded Razorback history to get the hard double of 10 assists and 10 rebounds (versus Miss. State as a junior). In her four seasons, she never missed a game, playing 131 consecutive to break Sytia Messer's mark of 128. Of all her statistics, the one no other point guard can touch is leading her team to four consecutive post-season berths. After closing her playing career with WNBA draft camp, Wright spent one season with Arkansas in marketing before becoming an assistant coach for the 2003-04 season at South Florida.

RECORDS - SEC REGULAR SEASON GAME

SCORING

Points Scored

Game, High: 102, vs. Alabama (1/11/98)
Game, Low: 34, vs. Vanderbilt (1/28/07)
Half, High: 56, vs. Auburn (2/9/97)
Half, Low: 14, vs. Vanderbilt (1/28/07), at USC (1/30/93);
at LSU (2/19/06)

Opponent Points Scored

Game, High: 105, by Tennessee (2/29/92)
Game, Low: 42, by Miss. State (1/27/08)
(Previous: 43, by Kentucky (1/23/93)
Half, High: 60, by Tennessee (2/29/92)
Half, Low: 13, by Kentucky (1/14/01)

Margin of Victory

Best: +39, vs. Florida (1/16/03)
Worst: -46, at Tennessee (2/29/92); at LSU (1/20/05)

FIELD GOALS

Field Goal Attempts

Game, High: 79, at Georgia (1/21/98)
Game, Low: 41, at Auburn (1/22/95)
Half, High: 45, vs. Florida (2/4/99)
Half, Low: 18, at S. Carolina (1/30/93)

Field Goals

Game, High: 35, vs. Miss. State (2/26/95)
Game, Low: 10, vs. Vanderbilt (1/28/07)
Half, High: 20, at S. Carolina (1/24/99)
Half, Low: 4, at Auburn (1/26/03); vs. Vandy (1/28/07)

Best Field Goal Percentage

Game: .604 (32-53), vs. LSU (2/11/99)
Half: .692 (18-26), vs. LSU (2/11/99)
Opponent Game: .725 (29-40), at Vandy (1/23/03)
Opponent Half: .783 (18-23), at Vandy (1/23/03)

Worst Field Goal Percentage

Game: .217 (10-46), vs. Vanderbilt (1/28/07)
Half: .135 (5-37), at Florida (2/22/04)
Opponent Game: .238 (15-63), vs. MSU (2/13/93)
Opponent Half: .147 (4-34), at Miss. St. (2/26/94)

3-POINTERS

Three-Point Attempts

Game, High: 32, vs. Auburn (1/25/04)
Game, Low: 5, vs. Kentucky (1/23/93)
Half, High: 17, vs. Auburn (1/25/04)
Half, Low: 1, vs. S. Carolina (1/30/93)

Three-Point Goals

Game, High: 13, vs. Alabama (1/11/98); vs. Auburn (1/12/06)
Game, Low: 0, vs. Kentucky (1/23/93)
Half, High: 8, at Vanderbilt (1/21/01)
Half, Low: 0, 15 times (Most recent: Ole Miss, 2/18/10)

Three-Point Percentage

Game, High: .875 (7-8), Vanderbilt (1/23/00)
Game, Low: .000 (0-10), Florida (1/16/93)
Half, High: 1.000 (5-5), Vanderbilt (1/23/00)
Half, Low: .000 (0-12), Florida (2/8/01); (0-4),
at Kentucky (1-21-10); (0-2), Ole Miss (2/18/10)

FREE THROWS

Free Throw Attempts

Game, High: 54, at Florida (2/22/04)
Game, Low: 0, at LSU (2/25/10)
Half, High: 33, vs. Alabama (2/2/94)
Half, Low: 0, five times (Most rec: at LSU, 2/25/10)

Free Throws

Game, High: 38, at Florida (2/22/04)
Game, Low: 0, at LSU (2/25/10)
Half, High: 22, at Florida (2/22/04)
Half, Low: 0, six times (Most rec: at LSU, 2/25/10)

Best Free Throw Percentage

Game: 1.000 (10-10), vs. Florida (1/26/06) (min. 10 att.)
Half: .933 (14-15), vs. LSU (2/8/94) (min. 15 att.)

Worst Free Throw Percentage

Game: .000 (0-0) at LSU (2/25/10); .143 (1-6),
at Vanderbilt (2/9/06)
Half: .000, twice, Most Rec.: at LSU (2/25/10)

REBOUNDS

Most Rebounds

Game: 58, at Vanderbilt (1/29/09)
Game, Offensive: 28, at Vanderbilt (1/29/09)
Game, Defensive: 33, vs. Florida (1/20/93); 35,
at Alabama (OT) (1/24/10)
Half: 31, at Alabama (2/20/93)

Fewest Rebounds

Game: 19, at Florida (2/5/98)
Offensive: 3, at Florida (2/4/96)
Defensive: 8, at Auburn (1/26/03)

MISCELLANEOUS

Assists

Game, High: 25, vs. Miss. State (2/26/95)
Game, Low: 3, at S. Carolina (1/30/93)*

* -- *Disputed 2002 box score at LSU, scored only one assist*

Steals

Game, High: 17, at Florida (2/22/04)
Game, Low: 1, vs. LSU (2/28/08); vs. S. Carolina (1/24/99)

Turnovers

Game, High: 34, at Tennessee (2/29/92)
Game, Low: 8, vs. Auburn (2/10/08); at Vanderbilt (2/9/06)

Personal Fouls

Game, High: 34, at S. Carolina (1/30/93)

Blocked Shots

Game: 11, vs. USC (2/8/07) & vs. Ole Miss (2/4/07)

RECORDS - SEC SEASON

Scoring

Points Scored: 1,032 (1998)
Low: 815 (2008) [668, 1993]
Most Points Allowed: 1,097 (2010)
Low: 932 (2001) [790, 1995]
Highest Scoring Average: 73.7 (1998)
Lowest Scoring Average: 58.2 (2008)
Best Defensive Average: 64.6 (2006)
Worst Defensive Average: 75.8 (1999)
Best Scoring Margin: -0.4 (2001)
Worst Scoring Margin: -13.2 (2005)

Field Goals

Field Goals: 354 (1998)
Low: 315 (2008) [237, 1993]
Field Goal Attempts: 953 (2010)
Low: 782 (2000) [603, 1995]
Best Field Goal %: .426 (2000) [.456, 1995]
Worst Field Goal Percentage: .355 (2005)
Best Def. FG Pct.: .423 (1999) [.402, 1993]
Worst Defensive FG Pct.: .466 (2006)

Free Throws

Free Throws: 204 (1995) [14g, 201, 1999]
Low: 98 (2006)
Free Throw Attempts: 301 (2004)
Low: 151 (2006)
Free Throw Pct.: .779 (1995) [14g, .722, 2003]
Low: .617 (2005)

Three-Point Goals

Three-Pointers: 113 (2006)
Low: 49 (2003) [24, 1993]
Three-Point Attempts: 323 (2006)
Low: 166 (2003) [95, 1993]
Three-Point Pct.: .395 (2000)
Low: .260 (2005) [.253, 1993]
Best Defensive 3-Pt. Pct.: .276 (2006) [.243,
1993]
Worst Defensive 3-Pt. Pct.: .379 (2008)

Rebounds

Rebounds: 577 (1999)
Low: 455 (2008) [376, 1995]
Reb. Ave.: 40.4 (1993) [14g, 36.9, 1999]
Low: 32.6 (2000)

Best Reb. Mar.: -1.9 (1993) [14g, -2.8, 1999]
Worst Rebound Margin: -10.3 (2005)

Assists, Steals, Blk. Shots

Assists: 211 (2006)
Low: 161 (2008) [109, 1993]
Steals: 148 (2005)
Low: 84 (1999) [77, 1996]
Blocked Shots: 71 (2007)
Low: 27 (2001) [18, 1996]

Turnovers

Turnovers: 278 (1999)
Low: 218 (2008) [193, 1995]
Opponent Turnovers: 307 (1998)
Low: 197 (2008) [175, 1996]

Fouls

Personal Fouls: 295 (2005)
Low: 197 (2008) [193, 1995]
Opponent Fouls: 310 (1998)
Low: 177 (2008)
Players Fouled Out: 12 (1993) [14g, 8, 1999]
Low: 0 (1998)

Opponent Players Fouled Out: 13 (1998)
Low: 1 (2008)

Games & Streaks

Best Winning %: .500 (7-7) 1998, 2002, 2003
[Less than 14 game season: .636 (7-4) 1995]
Worst Winning %: .143 (2-12) 2008
Most Games Won: 7 (1995, 1998, 2002, 2003)
Fewest Games Won: 2 (2008)
Most Games Lost: 12 (2008, 2010)
Fewest Games Lost: 4 (1995)
[14 game season: 7, 1998, 2002, 2003]
Best Start: 3-0 (2003, 2005)
Best Starts to Second Loss: 5-1 (2005)
Worst Start: 0-6 (2010)
Most Consecutive Games Won: 5 (2009)
Most Consecutive Games Lost: 11 (2007 [9]
& 2008 [2])

(Before 1998, the SEC regular season was less than 14 games. Absolute marks from 11 and 12 game years and 14 game years where a pre-1998 season holds the mark are noted in brackets.)

RECORDS - SEC TOURNAMENT

INDIVIDUAL

Points: 40, Shameka Christon (vs. Vandy, 3/2/02)
 Points by Opponent: 44, LaToya Thomas, MSU (3/1/01)
 Field Goals: 16, Shameka Christon (vs. Vandy, 3/2/02)
 Field Goal Att.: 23, Shameka Christon
 (vs. LSU, 3/7/03 & vs. Vandy, 3/2/02)
 Field Goal Pct.: .696, (16-23) Shameka Christon
 (vs. Vandy, 3/2/02)
 Three-Point Goals: 4, Shameka Christon (vs. UF, 3/2/01);
 Wendi Willits (vs. UF, 3/2/01); Charity Ford (vs. vs. Vandy,
 3/4/10); Dominique Robinson (vs. Vandy, 3/4/10)
 Three-Point Att.: 13, Kimberly Wilson (vs. Georgia, 3/4/94)
 Three-Point Pct.: .667 (4-6), Shameka Christon (vs UF, 3/2/01)
 Free Throws: 10, Christy Smith (vs. Alabama, 3/4/95)
 Free Throw Att.: 10, Dana Cherry (vs. Alabama, 3/6/03);
 Christy Smith (vs. Alabama, 3/4/95)
 Free Throw Pct.: 1.000 (10-10), Christy Smith (vs. Bama, 3/4/95)
 Rebounds: 12, Kristin Moore (vs. MSU, 3/4/04); Celia
 Anderson (MSU, 3/1/01); Karen Jones (UK, 2/28/97)
 Rebounds by Opponent: 19, Jennifer Humphrey, Ky. (3/1/07)
 Assists: 12, Amy Wright (vs. Miss. State, 3/1/01)
 Blocked Shots: 4, Lauren Ervin (vs. Kentucky, 3/1/07)
 Turnovers: 7, Brittney Vaughn (vs. Kentucky, 3/1/07)
 Steals: 6, Shea Henderson (vs. Georgia, 3/4/94)
 Minutes Played: Charity Ford (vs. Vandy, 3/4/10-OT)
 40, Christy Smith (vs. USC, 3/3/95 and vs. Bama, 3/4/95);
 Dominique Washington (vs Kentucky, 3/1/07)

SEC TOURNAMENT SEEDING

2010	12th	2000	10th
2009	8th	1999	11th
2008	11th	1998	7th
2007	10th	1997	7th
2006	9th	1996	10th
2005	11th	1995	5th
2004	9th	1994	9th
2003	7th	1993	10th
2002	7th	1992	11th
2001	7th		

SEC TOURNAMENT RESULTS

2010 First Round (I. Vanderbilt, 64-65 OT)
 2009 First Round (I. Ole Miss, 65-60)
 2008 First Round (I. Auburn, 73-51)
 2007 First Round (I. Kentucky, 72-57)
 2006 First Round (I. Ole Miss, 94-64)
 2005 Second Round (d. Miss State, 80-73;
 I. #20 Vanderbilt, 79-60)
 2004 First Round (I. Miss State, 79-73)
 2003 Second Round (d. Alabama, 53-48;
 I. #6 LSU 78-72)
 2002 Semifinalist (d. Ole Miss, 78-60; d. #12 USC,
 79-61; I. #6 Vanderbilt, 81-78)
 2001 Semifinalist (d. Miss State, 94-76; d. #10
 Florida, 78-69; I. #6 Georgia, 63-44)
 2000 First round (I. Florida, 96-86)
 1999 First round (I. Miss State, 79-70)
 1998 Second round (d. Auburn, 59-43;
 I. #10 Florida, 63-49)
 1997 Second round (d. Kentucky, 71-60;
 I. #7 Alabama, 85-63)
 1996 First round (I. Ole Miss, 76-73)
 1995 Second round (d. USC, 80-70;
 I. #16 Alabama, 86-72)
 1994 First round (I. Georgia, 84-62)
 1993 First round (I. Georgia, 84-73)
 1992 First round (I. Kentucky, 79-63)

TEAM

Points
 Game, High: 94 vs. Miss State, 3/1/01
 Game, Low: 44 vs. Georgia, 3/3/01
 Opponent High: 96 by Florida, 3/2/00
 Half, High: (2nd) 52 vs. VU, 3/2/02; vs. MSU, 3/1/01
 (1st) 48 vs. Florida, 3/2/00
 Half, Low: 13 (1st) vs. Georgia, 3/3/01
Field Goals
 High: 39 vs. Miss. State, 3/1/01
 Low: 16 vs. Georgia, 3/3/01
Field Goal Attempts
 High: 81 vs. Ole Miss, 3/2/06
 Low: 52 vs. Auburn, 2/27/98
Field Goal Percentage
 High: .509 vs. Miss. State, 3/6/05
 Low: .267 vs. Georgia, 3/3/01
 Opponent, High: .750 by Georgia, 3/5/93
 Opponent, Low: .308 by Auburn, 2/27/98
Three-Point Goals
 High: 9 vs. Vandy, 3/4/10 (overtime)
 8 vs. Florida, 3/2/01 (regulation)
 Low: 1 vs. Florida, 2/28/98
Three-Point Attempts
 High: 24 vs. Vandy, 3/4/10 (overtime)
 23 vs. Ole Miss, 3/2/06 (regulation)
 Low: 8 vs. Kentucky, 3/1/07; LSU, 3/7/03
Three-Point Percentage
 High: .471 vs. Florida, 3/2/01
 Low: .070 vs. Florida, 2/27/98
 Opponent, High: .750 by Georgia, 3/5/93
 Opponent, Low: .111 by Auburn, 2/27/98
Free Throws
 High: 29 vs. USC, 3/3/95
 Low: 6 vs. Kentucky, 3/1/07
Free Throw Attempts
 High: 33 vs. USC, 3/3/95
 Low: 6 vs. Kentucky, 3/1/07
Free Throw Percentage
 High: .889 vs. Miss. State, 3/1/01
 Low: .556 vs. Kentucky, 3/6/92
 Opponent, High: 1.000 by USC, 3/3/95
 Opponent, Low: .476 by Auburn, 2/27/98

Arkansas' most common SEC tournament opponent is Miss State with four games (2-2) and Ole Miss (1-3), followed by three each for Alabama (1-2), Florida (1-2), Kentucky (1-2), Georgia (0-3) and Vanderbilt (0-3). Arkansas is even with Auburn (1-1), but has never lost to South Carolina (2-0), UA has never beaten Georgia, Vanderbilt (0-3) or LSU (0-1). The only team Arkansas has never played at the SEC Tournament? Tennessee.



Rebounds

Rebounds, High: 49 vs. Ole Miss, 3/2/06
 Rebounds, Low: 25 vs. Vanderbilt, 3/7/05
 Offensive, High: 18 vs. Ole Miss, 3/2/06
 Offensive, Low: 7 vs. UF, 3/2/01; Alabama, 3/4/95
 Defensive, High: 31, Ole Miss, 3/2/06)
 Defensive, Low: 12 vs. Florida, 3/2/00
 Opponent, High: 57 by UF, 3/2/01; UK, 3/6/92
 Opponent, Low: 26, by Miss. State, 3/4/04

Assists

High: 21 vs. Miss. State, 3/1/01
 Low: 7 vs. Georgia, 3/5/93

Blocked Shots

High: 8 vs. Kentucky, 3/1/07
 Low: 0 vs. Florida, 3/2/00

Steals


High: 13 vs. Kentucky, 3/6/92
 Low: 3 vs. Ole Miss, 3/1/96

Turnovers

High: 22 vs. Miss. State, 3/4/04
 Low: 4 vs. Vanderbilt, 3/2/02

Personal Fouls

High: 27 vs. Kentucky, 3/6/92
 Low: 11 vs. USC, 3/3/95



Shameka Christon broke four Arkansas records for SEC Tournament games in the semi-finals of the 2002 event in Nashville. Her 67 points over three games led to her selection to the five-player all-tournament team, the first for Arkansas since joining the league in 1992. During her four years, she scored 177 points in SEC Tournament games.

RECORDS - TEAM IN A SEASON

SCORING

Scoring

Most Points Scored: 2,644 (1990-91)
 Fewest Points Scored: 1,100 (1978-79)
 Most Points Allowed: 2,405 (1998-99)
 Fewest Points Allowed: 1,242 (1978-79)
 Highest Scoring Average: 83.0 (2,490, 30 games, 1988-89)
 Lowest Defensive Average: 55.9 (1979-80)
 Highest Winning Margin: 16.4 (1990-91)
 Most Players in Double Digits: 4 (7 times) (Most rec: 2000-01)
 Least Players in Double Digits: 0 (1992-93)

Field Goals

Most Field Goals: 1,061 (1990-91)
 Most Field Goal Attempts: 2,092 (1998-99)
 Best Field Goal Percentage: .523 (1,051-2,028, 1990-91)
 Worst Field Goal Percentage: .379 (412-1,087, 1978-79)
 Best Defensive Field Goal Pct.: .390 (704-1,806, 1989-90)
 Worst Defensive Field Goal Pct.: .479 (816-1,705, 1984-85)

Free Throws

Most Free Throws: 722 (1981-82)
 Most Free Throw Attempts: 1,000 (1981-82)
 Best Free Throw Pct.: .770 (565-734), (1994-95)
 Worst Free Throw Pct.: .610 (401-657) 2004-05


Three-Point Goals

Most Three-Point Goals: 202 (2000-01)
 Most Three-Point Goal Attempts: 592 (2005-06)
 (Previous: 554, 2003-04)
 Best Three-Point Goal Pct.: .427 (93-218, 1990-91)
 Worst Three-Point Goal Pct.: .118 (2-17, 1986-87)
 Best Defensive Three-Point Pct.: .239 (70-293, 1992-93)
 Worst Defensive Three-Point Pct.: .380 (87-229, 1989-90)

THE FACE BEHIND THE RECORD

Career Rebounds

SHELLY WALLACE



Shelly Wallace's career parallels the Arkansas rise to national prominence, leading the Razorbacks to their first NCAA playoff berth and the 1987 Women's NIT title. Wallace made her biggest record impact with rebounding. She is the only Arkansas women's basketball to go over the 1,000 mark in rebounds and one of only two in Southwest Conference history. However, she was Arkansas' greatest double threat. Wallace was the first -- and only -- player to average in double figures in points and rebounds for a season (16.5 ppg, 11.8 rpg in 1987-88). She also is the only player to score over 40 points, setting the school record with 44, and has the most 30-plus games (seven) of any player. She was also honorable mention Kodak All-American as a senior, yet another first at Arkansas.

REBOUNDS

Rebounds

Most Rebounds: 1,540 (1981-82)
 Fewest Rebounds: 675 (1978-79)
 Highest Rebound Average: 44.2 (1989-90)
 Lowest Rebound Average: 33.7 (1978-79)
 Highest Reb. Margin: +7.2 (1989-90; 1985-86)
 Lowest Rebound Margin: -7.1 (1979-80)

MISCELLANEOUS

Assists

Most Assists: 694 (1990-91)

Steals, Blocked Shots

Most Steals: 388 (2004-05)
 Most Blocked Shots: 165 (2006-07)

Turnovers

Most Turnovers: 772 (1981-82)
 Fewest Turnovers: 433 (2001-02)
 Most Opponent Turnovers: 751 (1997-98)
 Fewest Opponent Turnovers: 402 (1978-79)

Fouls

Most Personal Fouls: 702 (1981-82)
 Most Opponent Fouls: 914 (1981-82)
 Most Players Fouled Out: 22 (1980-81)
 Most Opponent Players Fouled Out: 47 (1981-82)

Games

Most Games Played: 36 (1981-82)
 Fewest Games Played: 16 (1976-77)
 Best Winning Percentage: .875 (28-4, 1990-91)
 Worst Winning Percentage: .350 (7-13, 1978-79)
 Most Games Won: 28 (1990-91)
 Fewest Games Won: 7 (1978-79)
 Most Games Lost: 18 (2009-10)
 Fewest Games Lost: 4 (1990-91)
 Most 100-Point Games: 5 (1990-91)
 Most Regular-Season Wins: 24 (1990-91)
 Fewest Regular-Season Losses: 3 (1990-91)
 Longest Season: 131 days, 1998-99
 Earliest Opener: Nov. 13, 1998 (vs. Stanford)
 Latest Game: Mar. 27, 1998 (vs. Tennessee)

Streaks


Best Start: 15-0 (2007-08) (Previous: 8-0, 1999-2000)
 Best Starts to Second Loss: 15-1 (2007-08)
 (Previous: 15-1, (06-07) 13-1 (95-96); 12-1 (96-97)
 Best Start, SEC Games: 3-0 (2005-06) & 5-1 (2005-06)
 Worst Start: 0-6 (2009-10)
 Consecutive Games Won: 15 (Open 2007-08 season)
 (Previous: 13, Close of 1998-99 season; opening 1999-00)
 Consecutive Games Lost: 10 (2006-07 to 2007-08)
 (Previous: 9, 2005-06)
 Consecutive Home Games Won: 23 (1989-1991)
 Consecutive Home Games Lost: 5 (2006-07)
 (Previous: 3, four times)
 Consecutive Road Games Won: 12 (1989-90)
 Consecutive Road Games Lost: 9 (1980-81)
 Consecutive Neutral Games Won: 5 (2007-08)
 (Previous: 4, 1997-98)
 Consecutive SEC Games Won: 4
 Consecutive SEC Games Lost: 10
 Best Winning Pct. on the Road: .923 (12-1, 1989-90)
 Best Winning Percentage at Home: 1.000
 (14-0, 90-91; 9-0, 82-83; 12-0, 81-82; 6-0, 76-77)

THE FACE BEHIND THE RECORD

Career Blocked Shots


DELMONICA DEHORNEY

While her mark in the career record book is for blocked shots, Delmonica DeHorney was the greatest inside player in Razorback history. She was second only to Bettye Fiscus in points, and she was the first, and to date the only, Razorback to earn Kodak All-America honors. DeHorney also is the most accurate shooter in school history for a season or career.



In fact, she set the season shooting record in three of her four years. A back-to-back SWC Player of the Year, she led the SWC in scoring and Arkansas to consecutive league titles. The SWC Newcomer as a freshman, she was the only player in SWC history to earn three league awards. She shattered the previous blocked shot records, and became the career leader after her junior year. In one season, 1989-90, DeHorney had more blocks (83) than all but two players in school history had for their careers. DeHorney went on to play professionally in Japan after completing her four-year career at Arkansas.

Of her 235 career blocks, the three most important in DeHorney's career came in the first half of the Feb. 23, 1990, game at Texas. All three came against UT's star forward Susan Anderson, shutting down the Lady Longhorns' inside game and allowing Arkansas to take a 38-31 halftime lead. UA went on to break UT's 183-game SWC winning streak.



RECORDS - CLASS

GAME

Most Points

Freshman: 37, Bettye Fiscus (vs. Ak.-Anch., 2/27/81)
 Sophomore: 40, Shameka Christon (vs. Vanderbilt, 3/2/02)
 Junior: 39, Delmonica DeHorney (vs. Stanford, 3/24/90)
 Senior: 44, Shelly Wallace (vs. Oral Roberts, 12/12/89)

Most Rebounds

Freshman: 18, Bettye Fiscus (vs. Kansas State, 1/2/82)
 Sophomore: 19, Lita Stricklin (vs. NE Okla., 1/20/79)
 Junior: 22, Shelly Wallace (vs. SMU, 2/13/88)
 Senior: 20, Monica Brown (vs. SMU, 1/21/86)

Most Assists

Freshman: 12, Amy Wright (vs. LSU, 2/11/99);
 C'eira Ricketts (at AU, 1/18/09)
 Sophomore: 14, India Lewis (vs. Howard, 2/15/01)
 Junior: 18, Donna Wilson (vs. Houston, 3/2/88)
 Senior: 11, Amy Wright (vs. Kansas St., 3/17/02);
 Tracy Webb (vs. BU, 2/21/87)

Most Steals

Freshman: 7, India Lewis (at Princeton, 11/27/99)
 Sophomore: 12, Amanda Holley (vs. TCU, 1/11/83)
 Junior: 8, Sheree Thompson (vs. Idaho St., 11/26/04)
 Angela Davis (vs. Alabama St., 11/29/91)
 Senior: 10, India Lewis (vs. Tulsa, 12/9/02)

Most Blocked Shots

Freshman: 7, Delmonica DeHorney (vs. TCU, 1/9/88)
 Sophomore: 5, Amanda Holley (vs. Tex. A&M, 1/19/83);
 Kim Bunge (vs. Tulsa, 11/23/81)
 Junior: 9, Robyn Irwin (vs. SW Missouri, 12/19/88)
 Senior: 6, Joy Oakley (vs. Tulsa, 12/5/01);
 Delmonica DeHorney (vs. Houston, 3/7/91)

SEASON

Most Points

Freshman: 655, Bettye Fiscus
 Sophomore: 517, Shameka Christon
 Junior: 581, Delmonica DeHorney
 Senior: 692, Shelly Wallace

Scoring Average

Freshman: 18.7, Bettye Fiscus
 Sophomore: 18.1, Sha Hopson
 Junior: 20.0, Delmonica DeHorney
 Senior: 23.1, Shelly Wallace

Most Rebounds

Freshman: 282, Bettye Fiscus
 Sophomore: 217, Blair Savage
 Junior: 329, Shelly Wallace
 Senior: 381, Shelly Wallace

Three-Point Goals

Freshman: 66, India Lewis
 Sophomore: 104, Wendi Willits
 Junior: 89, India Lewis & Kimberly Wilson
 Senior: 87, Wendi Willits

Rebound Average

Freshman: 8.1, Bettye Fiscus
 Sophomore: 7.3, Bettye Fiscus & Amanda Holley
 Junior: 11.8, Shelly Wallace
 Senior: 12.7, Shelly Wallace

40 POINTS


44, Shelly Wallace, vs. Oral Roberts, 12/12/88 (1)
 40, Shameka Christon, vs. #8 Vanderbilt, 3/2/02 * !

30 POINTS

39, Delmonica DeHorney, vs. #2 Stanford, 3/24/90 \$
 37, Dominique Washington, vs. Ole Miss, 2/226/06 ^ &
 37, Bettye Fiscus, at Alaska-Anchorage, 2/27/82
 36, Shameka Christon, vs. Clemson, 3/15/02
 36, Shannon Jones, vs. Washington St., 12/31/92
 36, Shelly Wallace, vs. SMU, 2/15/89
 35, Wendi Willits, vs. Oklahoma, 3/14/99 @
 35, Shelly Wallace, at SW Missouri, 12/17/88 (1)
 34, Delmonica DeHorney, vs. Texas Tech, 1/6/90
 34, Shelly Wallace, vs. Texas Tech, 3/8/89
 34, Shelly Wallace, at Texas Tech, 2/2/88
 34, Lanell Dawson, vs. TCU, 1/4/86
 33, Shameka Christon, at Ole Miss, 2/29/04
 33, Shameka Christon, vs. #6 LSU, 3/7/03
 33, Wendi Willits, at Georgia, 2/21/99
 33, Christy Smith, vs. Ohio State, 11/19/95
 33, Delmonica DeHorney, vs. Lamar, 3/20/91
 33, Delmonica DeHorney, vs. SW Missouri, 12/19/87
 32, Kimberly Wilson, vs. Pitt, 11/25/94
 32, Delmonica DeHorney, vs. #6 SFA, 3/22/90
 32, Shelly Wallace, vs. Houston, 3/4/89
 32, Shelly Wallace, vs. Texas-San Antonio, 12/3/88
 31, Shameka Christon, at South Carolina, 1/18/04
 31, Shameka Christon, at Alabama, 2/15/04
 31, Christy Smith, vs. Dayton, 1/2/96
 31, Del. DeHorney, vs. #22 Northwestern, 3/16/91
 31, Lisa Martin, vs. #6 Texas, 3/11/89
 31, Bettye Fiscus, vs. Oklahoma City, 3/11/82
 31, Lita Stricklin, vs. Phillips, 2/15/80
 30, Sytia Messer, vs. Memphis, 12/19/97
 30, Kimberly Wilson, vs. LSU, 1/31/96
 30, Christy Smith, vs. Alabama, 3/4/95
 30, Shea Henderson, vs. SMU, 12/21/93
 30, Amber Nicholas, vs. Baylor, 3/6/91
 30, Juliet Jackson, at #6 Georgia, 3/18/90
 30, Lanell Dawson, vs. Providence, 3/20/87
 30, Bettye Fiscus, vs. Delta State, 2/7/83
 30, Bettye Fiscus, vs. New Orleans, 3/13/82
 30, Bettye Fiscus, vs. Wichita State, 2/20/82
 30, Kim Bunge, vs. McNeese, 2/14/81
 30, Lita Stricklin, vs. N'eastern Okla., 2/1/80

\$ -- Most in NCAA tournament game
 * -- Most versus ranked team
 ^ -- Most in SEC regular season game
 ! -- Most in SEC tournament game
 @ -- Most in WNIT/NWIT game
 & -- Most by player off the bench
 (1) -- Most in consecutive games

HIGH POINT GAMES



Shelly Wallace holds the UA women's scoring record for a game as well as the most entries on the high-point list with seven. Shameka Christon and Delmonica DeHorney are next with six each.

Most Assists

Freshman: 172, Amy Wright
 Sophomore: 169, Amber Nicholas
 Junior: 198, Amy Wright
 Senior: 205, Amy Wright

Most Steals

Freshman: 89, Christy Smith
 Sophomore: 88, Lita Stricklin
 Junior: 80, Connie Fitzgerald
 Senior: 95, Tracy Webb

Most Blocked Shots

Freshman: 55, Amanda Holley
 Sophomore: 53, Shameka Christon
 Junior: 83, Delmonica DeHorney
 Senior: 70, Delmonica DeHorney

RECORDS - EXHIBITION GAME

ARKANSAS TEAM RECORDS


Most Points: 109, vs. Spartak-Moscow (11/7/01);
vs. Norrkoping (11/6/99)
Largest Margin: 57, vs. Spartak-Moscow (11/7/01)
Most Rebounds: 67, vs. Spartak-Moscow (11/7/01)
Most Assists: 24, vs. Norrkoping (11/6/99)
Best Field Goal Pct.: .623, vs. Mexico (11/11/86)
Best 3P Pct.: .400, vs. Northwestern State (10/23/09)
Best Free Throw Pct.: .833, vs. Mexico (11/11/86)
Most Steals: 20, vs. Cameron (11/6/05)
Most Turnovers: 31, vs. Australia (11/18/87)
Most Blocks: 7, vs. MSSU (11/4/06); vs. AIA (11/16/91)

ARKANSAS INDIVIDUAL RECORDS

Most Points: 32, Juliet Jackson, vs. Australia. (11/18/89)
Most Rebounds: 16, Shelly Wallace, vs. Hungary (11/22/88)
Most Assists: 9, Lakishia Harper vs. Premier Players (11/14/02);
Amy Wright, vs. Norrkoping (11/6/99)
Best Field Goal Pct.:
(Min. 10 att.) .714 (10-14), Kelly Johnson, vs. AIA (11/5/94)
(Min. 5 att.) 1.000 (6-6),
Lanell Dawson, vs. Mexico (11/11/86)
Best 3P Pct.: .600 (6-10) Wendi Willits, vs. Norrkoping (11/6/99)
Best Free Throw Pct.: 1.000 (4-4) Dominique Robinson vs.
NW State (10/23/09)
.909 (10-11) Lonniya Bragg, vs. Norrkoping (11/6/99)
Most Steals: 7, Brittney Vaughn vs. Missouri Southern (11/4/06)
(Previous: 6, Brittney Vaughn vs. Cameron (11/6/05)
Most Turnovers: 9, Blair Savage, vs. Spanish (11/10/90)
Most Blocked Shots: 4, Stephanie Bloomer, vs. AIA (11/16/91)

OPPONENT TEAM RECORDS

Most Points: 101, USA National (12/12/95)
Most Rebounds: 51, Athletes in Action (11/16/91)
Most Assists: 27, USA National (12/12/95)
Best Field Goal Pct.: .564, AIA (11/16/91)
Best 3P Pct.: .583, DKSK Miskolc (11/16/94)
Best Free Throw Pct.: .909, Levski Total (11/16/93)
Most Steals: 19, USA National (12/12/95)
Most Turnovers: 40, Cameron (11/6/05)
Most Blocked Shots: 7, Spartak-Moscow (11/10/96)



Stephanie Bloomer

BACK IN THE DAY

Exhibition Games

During the 1980s, teams were allowed to practice away from campus, and Arkansas took full advantage of the rule to play numerous Red-White games across the state. Most of these were played in the former gyms of star Razorbacks, or near home towns of players like Tracy Webb (Batesville) or Bettye Fiscus (Wynne).

The Razorbacks played their first exhibition game in 1984 at the start of the NCAA era against a Korean touring team sponsored by Kolon.

Arkansas stepped up the quality of its exhibition opponent with national teams during the late 1980s, and went on the road to central Arkansas with a pair of games at the former high schools of current Razorbacks. The NCAA changed rules regarding off-campus games in the early 1990s, and all exhibition games returned to Fayetteville.

Twice Arkansas faced Olympic teams. The Razorbacks defeated the Spanish Olympians in 1990, but the most memorable game was against USA Basketball's National Team in 1995. The core of the gold medal 1996 Atlanta Games team thumped the Razorbacks, but it was a once-in-a-lifetime chance to be a part of the special collegiate tour. Among the notables taking the floor were Lisa Leslie, Rebecca Lobo, Sheryl Swoops, Dawn Staley and Jennifer Azzi. It also is the only exhibition game ever played during the regular season -- Dec. 12 -- and made 1995 the only season with three exhibition games.

Until the late 1990s, most of the teams Arkansas faced were high-quality semi-pro teams from around the world, with the exception of the U.S.-based Athletes in Action. AIA made Fayetteville a regular stop on its women's collegiate tour, and the Crusaders remain the team with the most games against Arkansas (8).

The quality of competition from overseas declined at the end of the 1990s, with some teams traveling junior squads filled with high school-aged players. The resulting blowouts, combined with the emergence of regional teams of American former collegians such as Everyone's Internet, saw a decline of the foreign exhibition games that hit bottom with the events of 9/11 in 2001.

However, the greatest change in the exhibition game came in 2004 as the NCAA allowed Division I members to schedule non-Division I college teams as exhibition opponents. While a regular practice during the AIAW era, Arkansas played a non-Division I college with its two exhibition games scheduled for November 2005, taking on nearby Division II members Missouri Southern of Joplin and Cameron University from Lawton, Okla. This marks the first game against a lower division US collegiate team in over two decades (School of the Ozarks on Dec. 11, 2004).

Arkansas has existing series records with the new exhibition opponents, but new games against non-Division I teams will not count against those series marks.

EXHIBITION

GAME RESULTS

DATE	OPPONENT	RESULT
10/23/09	Northeastern State	UA 55-48
11/5/09	Rogers State	UA 74-58
11/4/08	Missouri Southern	UA 52-47
11/4/06	Missouri Southern	UA 78-48
11/6/05	Cameron	UA 81-65
11/11/05	Missouri Southern	UA 85-59
11/5/04	Everyone's Internet	EV1 80-77
11/11/04	Athletes in Action	AIA 62-57
11/17/03	Premier Players	PP 86-78
11/11/03	Everyone's Internet	UA 70-66
11/19/02	Athletes in Action	UA 86-76
11/14/02	Premier Players	UA 63-59
11/11/01	Athletes in Action	UA 79-74
11/7/01	Spartak-Moscow	UA 109-52
11/14/00	Athletes in Action	UA 73-50
11/8/00	Australian Institute of Sport	UA 94-76
11/17/99	Athletes in Action	AIA 65-54
11/6/99	Norrkoping (Sweden)	UA 109-69
11/5/98	Athletes in Action	UA 82-62
11/8/98	Myjava (Slovakia)	UA 87-77
11/8/97	Australia-Victoria	UA 84-75
11/19/97	Athletes in Action	AIA 70-65
11/10/96	Spartak-Moscow	UA 78-55
12/12/95	U.S. National Team	USA 101-53
11/12/95	Slovak National Team	UA 80-46
11/5/94	Athletes in Action	UA 78-72
11/16/94	DKSK Miskolc (Hungary)	DKSK 93-88
11/16/93	Levski Total (Bulgaria)	UA 83-81
11/28/92	Cassovia Kosice (Czechoslovakia)	UA 82-73
11/10/91	Auckland (New Zealand)!	UA 81-80
11/16/91	Athletes in Action	AIA 71-62
11/10/90	Spanish Olympic Team*	SP 62-59
11/8/89	Australian National Team*	AUS 78-70
11/22/88	Hungarian National Team	UA 83-81
11/18/87	Australian National Team	AUS 82-56
11/11/86	Mexican National Team	UA 101-68
11/6/84	Kolon (Korea)	UA 86-69

! // Benton, Ark. || * -- Bryant, Ark.

VERSUS OPPONENTS

All Exhibition Games	UA leads 26-11
Other NCAA Teams	UA leads 6-0
National Teams	Nationals lead 4-3
Foreign Club Teams	UA leads 8-1
Athletes in Action	UA leads 5-3
Australian Teams	Tied at 2-2
Slovak Teams	UA leads 2-0
Hungarian Teams	Tied at 1-1
European Teams	UA leads 9-1
Pacific Rim Teams	UA leads 4-2
All U.S. Teams	UA leads 10-6
Longest Winning Streak	7 games (1999-2003)


RECORDS - NCAA TOURNAMENT

INDIVIDUAL-GAME

Most Points Scored: 39, Delmonica DeHorney (at Stanford, 3/24/90)
 Most Field Goals: 14, Delmonica DeHorney (vs. Lamar, 3/21/91); (vs. SFA, 3/22/90)
 Best Field Goal Pct.: 1.000, (6-6) Delmonica DeHorney (at Georgia, 3/18/90)
 Most Free Throws: 11, Delmonica DeHorney (vs. Northwestern, 3/16/91)
 Best Free Throw Pct.: 1.000, (11-11) Delmonica DeHorney (vs. Northwestern, 3/16/91)
 Most Three-Point Goals: 6, Wendi Willits (vs. Harvard, 3/16/98)
 Best Three-Point Pct.: (Min. 5 made) .750 (6-8), Wendi Willits (vs. Harvard, 3/16/98)
 Most Rebounds: 14, Lonniya Bragg (vs. Baylor, 3/17/01)
 Most Assists: 13, Amber Nicholas (at Stanford, 3/24/90)
 Most Steals: 5, Celia Anderson (vs. Baylor, 3/17/01)
 Most Blocked Shots: 8, Delmonica DeHorney (vs. Northwestern, 3/16/91)

TEAM-GAME

Most Points Scored: 105, vs. Northwestern (3/16/91)
 Least Points Scored: 50, at Washington (3/18/95)
 Most Points Allowed: 114, at Stanford (3/24/90)
 Least Points Allowed: 54, at Washington (3/18/95)
 Largest Margin of Victory: 37, vs. Northwestern (3/16/91)
 Largest Margin of Defeat: 28, vs. Tennessee (3/27/98); at Purdue (3/15/89)
 Most Field Goals: 43, vs. Northwestern (3/16/91)
 Most Field Goal Att.: 76, vs. Northwestern (3/16/91)
 Best Field Goal Pct.: .610, vs. S.F. Austin (3/22/90)
 Worst Field Goal Pct.: .305, vs. Tennessee (3/27/98)
 Best Opponent FG Pct.: .597, at Lamar (3/21/90)
 Worst Opponent FG Pct.: .350, vs. Baylor (3/17/01)
 Most Free Throws: 19, vs. Kansas (3/21/98)
 Most Free Throw Attempts: 27, at Stanford (3/24/90)
 Best Free Throw Pct.: .846, vs. S. F. Austin (3/22/90)
 Worst Free Throw Pct.: .273, at Stanford (3/24/90)
 Most Three-Point Goals: 10, vs. Harvard (3/16/98)
 Most Three-Point Attempts: 20, vs. Harvard (3/16/98)
 Best Three-Point Pct.: .667, vs. S. F. Austin (3/22/90)
 Worst Three-Goal Pct.: .167, vs. USF (3/16/95)
 Best Opponent 3G Pct.: .667, at Stanford (3/24/90)
 Worst Opponent 3G Pct.: .091, vs. Duke (3/23/98)
 Most Rebounds: 41, vs. UCLA (3/14/90); vs. Northwestern (3/16/91)
 Fewest Rebounds: 27, vs. Kansas (3/21/98)
 Most Opponent Rebounds: 48, vs. Tennessee (3/27/98)
 Least Opponent Rebounds: 28, at Missouri (3/12/86); vs. SFA (3/22/90)
 Highest Rebound Margin: +11 vs. Northwestern (3/15/91)
 Lowest Rebound Margin: -13, at Purdue (3/15/89)
 Most Assists: 29, vs. Stephen F. Austin (3/22/90)
 Most Turnovers: 28, vs. Tennessee (3/27/98)
 Least Turnovers: 7, at Cincinnati (3/23/03)
 Most Opponent Turnovers: 27, vs. Northwestern (3/16/91)
 Least Opponent Turnovers: 9, at Stanford (3/24/90)
 Most Steals: 14, vs. Baylor (3/17/01)
 Most Blocked Shots: 9, vs. UCLA (3/14/90)



Wendi Willits



Sytia Messer and Tiffany Wright celebrate.

NCAA TOURNAMENT RESULTS

2003

Seventh Seed, West Region

DATE	OPPONENT	RESULT	SITE	ROUND
March 23, 2003	at Cincinnati	71-57	Cincinnati, OH	First
March 25, 2003	#5 Texas	67-50	Cincinnati, OH	Second

2002

Sixth Seed, Midwest Region

DATE	OPPONENT	RESULT	SITE	ROUND
March 15, 2002	Clemson	78-68	Manhattan, KS	First
March 17, 2002	at #11 Kansas State	62-82	Manhattan, KS	Second

2001

Ninth Seed, West Region

DATE	OPPONENT	RESULT	SITE	ROUND
March 17, 2001	#24 Baylor	68-59	Durham, NC	First
March 19, 2001	at #5 Duke	54-75	Durham, NC	Second

1998

Ninth Seed, West Region

DATE	OPPONENT	RESULT	SITE	ROUND
March 14, 1998	#20 Hawai'i	76-70	Palo Alto, CA	First
March 16, 1998	Harvard	82-64	Palo Alto, CA	Second
March 21, 1998	Kansas	79-63	Oakland, CA	Regional
March 23, 1998	#8 Duke	77-72	Oakland, CA	Finals
March 27, 1998	#1 Tennessee	58-86	Final Four	Semifinals

1995

Sixth Seed, Midwest Region

DATE	OPPONENT	RESULT	SITE	ROUND
March 16, 1995	San Francisco	67-58	Seattle, WA	First
March 18, 1995	at #14 Washington	50-54	Seattle, WA	Second

1991

Third Seed, Midwest Region

DATE	OPPONENT	RESULT	SITE	ROUND
First Round Bye				
March 16, 1991	#22 Northwestern	105-68	Fayetteville, AR	Second
March 21, 1991	#24 Lamar	75-91	Austin, TX	Regional

1990

Seventh Seed, West Region

DATE	OPPONENT	RESULT	SITE	ROUND
March 14, 1990	UCLA (OT)	90-80	Fayetteville, AR	First
March 18, 1990	at #7 Georgia	87-81	Athens, GA	Second
March 22, 1990	#6 SF Austin	87-82	Palo Alto, CA	Regional
March 24, 1990	at #2 Stanford	87-114	Palo Alto, CA	Finals

1989

12th Seed, Midwest Region

DATE	OPPONENT	RESULT	SITE	ROUND
March 15, 1989	at #5 Purdue	63-91	W. Lafayette, IN	First

1986

Eighth Seed, Midwest Region

DATE	OPPONENT	RESULT	SITE	ROUND
March 12, 1986	at Missouri	65-66	Columbia, MO	First

RECORDS - WNIT TOURNAMENT

INDIVIDUAL-GAME

Most Points Scored: 35, Wendi Willits (vs. Oklahoma, 3/14/99)
 Most Field Goals: 12, Sarah Pfeifer (vs. Ark. St., 3/21/05)
 12, Wendi Willits (vs. Oklahoma, 3/14/99)
 Best Field Goal Pct. [10 min.]: .692 (9-13), Lonniya Bragg (vs. Drake, 3/20/99)
 1.000 (9-9), Lonniya Bragg (vs. Georgia Tech, 3/21/00)
 Most Free Throws: 8, Sytia Messer (vs. Okla., 3/14/99), Whitney Jones (vs. Okla. State, 3/23/09)
 Best Free Throw Pct.: [5 min.]: .889 (8-9), Wendi Willits (vs. Missouri, 3/18/00)
 Most Three-Point Goals: 7, Wendi Willits (vs. Oklahoma, 3/14/99)
 Best Three-Point Pct.: [5 min.]: .500 (3-6), India Lewis
 (vs. Georgia Tech, 3/21/00 & vs. Missouri, 3/18/00)
 Most Rebounds: 13, Kamara Stancle (vs. Wisconsin, 3/23/99)
 Most Assists: 11, Amy Wright (vs. Northwestern St., 3/12/99)
 Most Steals: 5, Whitney Jones (vs. Okla. State, 3/23/09)
 Most Blocked Shots: 3, Lakishia Harper (vs. Missouri, 3/18/00)

TEAM-GAME

Most Points Scored: 97, vs. Missouri (3/18/00)
 Least Points Scored: 59, at Kansas (3/23/09)
 Most Points Allowed: 98, at Ark. St. (3/21/05)
 Least Points Allowed: 48, vs. UNLV (3/18/05)
 Largest Margin of Victory: +24 (80-56), vs. Drake (3/20/99)
 Largest Margin of Defeat: -21 (62-83), vs. Florida (3/25/99)
 Most Field Goals: 33, vs. Oklahoma (3/14/99)
 Most Field Goal Att.: 75, at Ark. St. (3/21/05)
 Best Field Goal Pct.: .538 (28-52), vs. Georgia Tech (3/21/00)
 Worst Field Goal Pct.: .301 (22-73), vs. Okla. State (3/23/09)
 Best Opponent FG Pct.: .567 (34-60), vs. Florida (3/25/00)
 Worst Opponent FG Pct.: .339 (20-59), vs. UNLV (3/18/05)
 Most Free Throws: 23, vs. Oklahoma (3/14/99)
 Most Free Throw Attempts: 42, vs. Oklahoma (3/14/99)
 Best Free Throw Pct.: .783 (18-23), vs. Georgia Tech (3/21/00)
 Worst Free Throw Pct.: .548 (23-42), vs. Oklahoma (3/14/99)
 Most Three-Point Goals: 8, vs. Oklahoma (3/14/99)
 Most Three-Point Attempts: 26, vs. Okla. State (3/23/09)
 Best Three-Point Pct.: .438 (7-16), vs. Missouri (3/18/00)
 Worst Three-Goal Pct.: .143 (1-7), vs. UNLV (3/18/05)
 Best Opponent 3G Pct.: .500 (7-14), vs. Florida (3/25/00)
 Worst Opponent 3G Pct.: .083 (1-12), vs. UNLV (3/18/05)
 Most Rebounds: 44, at Ark. St. (3/21/05)
 Fewest Rebounds: 29, vs. GTU (3/21/00); vs. Florida (3/25/00)
 Most Opponent Rebounds: 46, vs. Wisconsin (3/23/99); vs. Missouri (3/18/00)
 Least Opponent Rebounds: 30, vs. Georgia Tech (3/21/00)
 Highest Rebound Margin: +4, at Ark. St. (3/21/05)
 Lowest Rebound Margin: -15, vs. Wisconsin (3/23/99)
 Most Assists: 21, vs. Drake (3/20/99)
 Most Turnovers: 24, vs. Georgia Tech (3/21/00)
 Least Turnovers: 10, at Kansas (3/26/09)
 Most Opponent Turnovers: 32, vs. Drake (3/20/99)
 Lowest Opponent Turnovers: 16, at Kansas (3/26/09)
 Highest Turnover Margin: +16, vs. Drake (3/20/99)
 Lowest Turnover Margin: -1, vs. Georgia Tech (3/21/00)
 Most Steals: 16, vs. Okla. State (3/23/09)
 Most Blocked Shots: 6, vs. Missouri (3/18/00), Okla. State (3/23/09)
 Most Fouls: 32, at Ark. St. (3/21/05)



Kamara Stancle and the 1999 WNIT trophy



1987 NWIT Champs

ALL POSTSEASON TOURNAMENTS

NCAA Tournaments: 9 appearances, 12-9
 WNIT Tournament: 4 appearances, 10-3
 NWIT Tournament: 2 appearances, 4-2
 AIAW Tournament: 3 appearances, 2-4

BY THE ROUND

First Round: 13-4 (NCAA: 6-2; WNIT: 4-0; NWIT: 2-0; AIAW: 1-2)
 Second Round: 6-8 (NCAA: 3-4; WNIT: 2-2; NWIT: 1-1; AIAW: 0-1)
 Third Round: 6-2 (NCAA: 2-1; WNIT: 2-0; NWIT: 1-1; AIAW: 0-1)
 Fourth Round: 2-3 (NCAA: 1-1; WNIT: 1-1; AIAW: 0-1)



WNIT RESULTS

2009

DATE	OPPONENT	RESULT	SITE	ROUND
March 23, 2009	Oklahoma State	61-60 (OT)	Fayetteville, AR	Second*
March 26, 2009	Kansas	59-75	Lawrence, KS	Third

*Arkansas had a bye in the first round

2005

DATE	OPPONENT	RESULT	SITE	ROUND
March 18, 2005	UNLV	61-48	Fayetteville, AR	First
March 21, 2005	Ark. St.	84-98	Jonesboro, AR	Second

2000

DATE	OPPONENT	RESULT	SITE	ROUND
March 15, 2000	Wichita State	83-63	Fayetteville, AR	First
March 18, 2000	Missouri	89-88 (OT)	Fayetteville, AR	Second
March 21, 2000	Georgia Tech	78-67	Fayetteville, AR	Quarters
March 25, 2000	Florida	62-83	Fayetteville, AR	Semis

1999 -- WNIT CHAMPION

DATE	OPPONENT	RESULT	SITE	ROUND
March 12, 1999	Northwestern St.	78-60	Fayetteville, AR	First
March 14, 1999	Oklahoma	97-93 (OT)	Fayetteville, AR	Second
March 17, 1999	Rice	76-70	Fayetteville, AR	Quarters
March 20, 1999	Drake	80-54	Fayetteville, AR	Semis
March 23, 1999	Wisconsin	67-64	Fayetteville, AR	Finals



NWIT

All games played at the Amarillo Civic Center, Amarillo, Texas

1996

DATE	OPPONENT	RESULT	ROUND
March 21, 1996	Princeton	83-51	Opening Round
March 22, 1996	Arizona	77-80	Semifinals
March 23, 1996	LSU	63-91	Third Place Game

1987 -- NWIT CHAMPION

DATE	OPPONENT	RESULT	SITE	ROUND
March 19, 1987	Montana	82-74	Opening Round	
March 20, 1987	Providence	101-91	Semifinals	
March 21, 1987	California	112-80	Championship Game	



AIAW

1982 -- AIAW SWEET 16

DATE	OPPONENT	RESULT	SITE	ROUND
March 11, 1982	Okla. City	78-67	Lubbock, TX	SW Regional
March 12, 1982	Wayland Bapt.	57-61	Lubbock, TX	SW Regional
March 13, 1982	New Orleans	76-74	Lubbock, TX	SW Regional
March 21, 1982	California	62-66	Berkeley, CA	Western Sectional

1981

DATE	OPPONENT	RESULT	SITE	ROUND
March 14, 1981	Oral Roberts	57-59	Tulsa, OK	SW Regional

1980

DATE	OPPONENT	RESULT	SITE	ROUND
March 6, 1980	Texas Tech	46-74	Baton Rouge, LA	SW Regional

Fifth Round: 1-1 (NCAA: 0-1; WNIT: 1-0)

Consecutive Wins in Opening Game: 10 (9 first rounds plus second round in 1991)

(Last opening round loss: March 15, 1989, at Purdue, NCAA first round)

RECORDS - BUD WALTON ARENA

BUD WALTON ARENA

The Basketball Showcase of Mid-America

At \$35 million, Bud Walton Arena was the basketball showcase of mid-America in 1993, but in 2008-09 Walton Arena gets a multi-million dollar renovation of the lower seating area. Along with new seats and floor logos, ribbon boards on the upper concourse and a new message board scorers table keep the arena the finest in the Southeastern Conference.

Designed to replicate the intimate and intimidating atmosphere of Barnhill Arena, but accommodate the overwhelming demand for basketball tickets at Arkansas, the result was a fan-friendly 19,200-seat arena whose acoustics focus the roar of the Razorback fans to the floor. Among the other features are over 40 private skyboxes, a lower-level capacity of 12,250 and the furthest seat closer in Walton than the worst seat in 9,000-seat Barnhill.

Arkansas hosted the 1994 NCAA Midwest Regional during Walton Arena's inaugural season. In 1995, the Razorback women's basketball team hosted all four rounds of the Preseason Women's NIT -- thanks in large part to the excellent accommodations provided by Bud Walton Arena. It all paled in comparison to the 1999 Women's NIT as Arkansas hosted all five rounds of the postseason event, including an all-time UA and then WNIT record 14,163 fans for the championship game versus Wisconsin. The 1999 WNIT semifinals and finals alone saw over 23,000 fans attend the two games, helping the Razorbacks to a new all-time attendance record of 77,001 total fans. Arkansas also hosted four rounds of the 2000 WNIT at Walton.



A record crowd of 14,163 pack Bud Walton for the WNIT Championship against Wisconsin in 1999. Not only a University of Arkansas home game record, it is the largest crowd to watch any women's athletic event in the state.

ARKANSAS HOME GAME STREAKS

Longest Winning Streak: (20 or more games)
23 games (Feb. 3, 1990 to Dec. 19, 1991)
21 games (1981 to 1984)
Longest Losing Streaks:
6 games (2009-10)

HOME GAME RECORDS VERSUS

(Records since NCAA membership, 1982-83 season)
Unranked Teams: 260-29 (.900)
Cons. Wins vs. Unranked Teams: 30 (1982-1985)
Current Streak: 1 (2009-10)

Ranked Teams: 26-53
Last Five Years: 3-40
Cons. Wins vs. Ranked Teams: 3 (1990-91; 1995-96; 2001-02)
Non-Conference Teams: 164-14 (.921)
Non-Conference Teams, Last 5 Years: 50-8 (.862)
Cons. Wins Vs. Non-Conference Teams:
26 games (12/7/01 to 12/21/09)
Previous streak: 19 (1983-1988)
[Current streak is 17 thru 2010]
Unranked, Non-Conference Teams: 150-9 (.943)

RAZORBACKS IN FAYETTEVILLE

1976-77	6-0
1977-78	8-1
1978-79	4-3
1979-80	7-3
1980-81	7-6
1981-82	12-0
1982-83	9-0
1983-84	11-2
1984-85	12-2
1985-86	11-1
1986-87	10-1
1987-88	9-4
1988-89	9-2
1989-90	11-3
1990-91	14-0
1991-92	9-3
1992-93	10-4
1993-94	9-4
Barnhill	168-39

< BARNHILL

BUD WALTON >

1994-95	10-2
1995-96	14-4
1996-97	12-3
1997-98	10-3
1998-99	15-4
1999-2000	12-5
2000-01	9-3
2001-02	12-2
2002-03	12-2
2003-04	7-4
2004-05	10-4
2005-06	9-4
2006-07	7-6
2007-08	10-6
2008-09	12-5
2009-10	5-7
Bud Walton	166-64
TOTAL	334-103

SEASON AVERAGES

SEASON	AVG.	SEC ONLY	GAMES	ATT.	RANK
2009-10	1,901	2,041	12	22,808	79th
2008-09	1,793	2,469	17	30,484	N/A
2007-08	2,426	2,945	16	38,809	N/A
2006-07	2,395	2,893	13	31,135	N/A
2005-06	2,419	3,015	13	31,442	47th
2004-05	2,775	3,664	14	38,816	42nd
2003-04	3,523	4,268	11	38,752	29th
2002-03	4,676	6,019	14	70,133	19th
2001-02	3,378	4,318	14	47,292	23rd
2000-01	3,247	3,878	12	41,281	31st
1999-2000	3,714	4,301	17	63,144	21st
1998-99	4,053	4,230	19	77,001	20th
1997-98	5,061	6,476	13	65,796	12th
1996-97	3,852	5,896	15	57,778	18th
1995-96	4,174	4,532	16*	66,780	17th
1994-95	5,094	7,311	12	61,125	11th
1993-94	3,806	3,886	13	49,482	18th
1992-93	2,508	3,892	14	35,106	22nd
1991-92	2,897	3,692	12	34,763	14th
1990-91	2,964		14	41,496	12th
1989-90	1,754		14	24,556	17th
1988-89	917		11	10,094	
1987-88	620		14	8,683	
1986-87	885		11	9,736	
1985-86	701		11	7,006	
1984-85	771		14	10,025**	
1983-84	1,076		13	13,989**	
1982-83	557		9	5,015**	
1981-82	366		12	4,401**	

** Attendance records prior to 1985 are incomplete

* — Double-headers not included Rank in Division I

RECORDS - BUD WALTON ARENA

WOMEN'S INDIVIDUAL GAME RECORDS FOR BUD WALTON ARENA

Points:	40 by Phylesa Whaley, Oklahoma vs. Arkansas, 3/14/99
Field Goals:	14 by Jillian Robbins, Tulsa vs. Arkansas, 12/2/05
Field Goal Attempts:	24 by four athletes. Most recent: Alesha Causey, Alcorn St. vs. Arkansas, 12/31/96
Three Point Goals:	8 by Brittney Ezell, Alabama, vs. Arkansas, 1/11/98; 8 by Wendi Willits, Arkansas vs. Oral Roberts, 11/28/98
Three Point Attempts:	17 by Brittney Ezell, Alabama, vs. Arkansas, 1/11/98
Free Throws:	19 by Dena Head, DKS K Miskolc vs. Arkansas, 11/16/94
Free Throw Attempts:	24 by Dena Head, DKS K Miskolc vs. Arkansas, 11/16/94
Free Throw Percent:	1.000 (8-8) by Ayana Brereton, Arkansas vs. Alabama, 2/22/09 (most recent)
Total Rebounds:	22 by Jillian Robbins, Tulsa vs. Arkansas, 12/2/05
Offensive Rebounds:	8 by Yolanda Dickson, Arkansas vs. Texas-Pan American, 2/15/94
Defensive Rebounds:	14 by Donna White, Mississippi Valley State, vs. Northwestern State (La.), 12/17/93
Assists:	14 by India Lewis, Arkansas vs. Howard, 2/15/01
Turnovers:	11 by Karey Faubion, TCU vs. Arkansas, 2/1/95; Le'Della English, UNO vs. Arkansas, 12/21/05
Steals:	8 by Brittney Vaughn, Arkansas vs. Bama, 1/18/07; Kristin Moore, Arkansas vs. WKU, 12/28/04
Blocks:	7 by Lauren Ervin, Arkansas vs. La-Monroe, 11/13/06

BUD WALTON ARENA WOMEN'S TEAM RECORDS

ARKANSAS RAZORBACKS			OPPONENTS		
Points 1st Half:	High	60 vs. Norrkopping (11/6/99)	54 by Illinois (1/8/97)		
	Low	19 vs. LSU (1/7/10)	12 by UNO (12/21/05)		
Points 2nd Half:	High	61 vs TCU (2/1/95)	64 by #13 Georgia (2/23/06)		
	Low	15 vs #22 Auburn (1/25/04)	12 by South Alabama (11/20/98)		
Total Points:	High	110 vs Providence (11/16/98)	100 by Illinois (1/8/97)		
	Low	42 vs. LSU (1/8/09)	35 by Texas Southern (11/27/95)		
Field Goals Made:	High	42 vs La.-Monroe (11/17/01)	36 by Illinois (1/8/97)		
	Low	15 vs. LSU (1/8/09)	11 by St. Louis (12/18/96); ULM (11/17/01)		
Field Goals Att:	High	102 vs Spartak (11/7/01)	81 by #17 Auburn (2/20/96)		
	Low	46 vs Ole Miss (1/1/04)	38 by St. Louis (12/18/96)		
FG Percentage:	High	.618 vs La.-Monroe (11/17/01)	.644 by Missouri (12/30/97)		
	Low	.250 (15-60) vs. LSU (1/8/09)	.260 by S.F. Austin (2/13/96)		
3-Pt Field Goals:	High	15 vs Providence (11/16/99)	13 vs. Florida (3/19/09)		
	Low	0 vs St. Mary's (12/2/94)	0 by several (most rec., #3 LSU, 2/2/06)		
3-Pt FG Attempted:	High	32 vs #2 Tennessee (2/26/04)	31 by #16 Georgia (2/8/04)		
	Low	1 vs St. Mary's (12/2/94)	1 by LSU (2/7/94)		
3-Pt FG Percentage:	High	.875 vs Vanderbilt (1/23/00)	.643 by #2 Tennessee (2/26/04)		
	Low	.000 vs St. Mary's (12/2/94)	.000 by several (most rec., LSU, 1/8/09)		
Free Throws:	High	33 vs Ohio St. (11/19/95)	25 by five (most rec., #3 LSU, 2/19/06)		
	Low	2 vs #22 Auburn (1/25/04); #20 Vandy (1/8/06)	2 by Miss Valley (2/13/02)		
Free Throws Att.:	High	43 vs. Miss Valley (2/13/02)	38 by #2 Tenn. (2/7/95)		
	Low	5 vs #22 Auburn (1/25/04)	3 by Alcorn (12/31/96)		
Free Throw Pct.:	High	1.000 vs #24 Florida (1/16/06)	1.000 by UK [6-6] (2/4/95); UL [9-9] (11/21/98)		
	Low	.222 (2-9) vs. MVSU (12/5/08)	.143 by Florida A&M (11/24/95)		
Offensive Rebounds:	High	28 vs UTPA (2/15/94)	31 by #2 Tennessee (12/17/98)		
	Low	5 vs Miss. St. (2/26/95)	4 by #14 LSU (2/11/01); Memphis (12/1/01)		
Defensive Rebounds:	High	34 vs Howard (2/15/01); UNO (12/17/93)	40 by #2 Tennessee (2/26/04)		
	Low	8 vs. Georgia (2/20/98)	9 by Kentucky (1/16/00)		
Total Rebounds:	High	67 vs. Spartak (11/7/01)	61 by Tulsa (12/2/05)		
	Low	25 vs #2 Tenn. (2/7/95)	22 by Kentucky (1/16/00)		
Assists:	High	29 vs Providence (11/16/98); ULM (11/17/01)	29 by Northwestern St. (11/15/95)		
	Low	4 vs. LSU (1/8/09)	4 by La-Monroe (11/17/01)		
Blocked Shots:	High	11 vs USC (2/8/07); Ole Miss (2/4/07)	10 by #6 Florida (2/8/01)		
	Low	0 at Georgia (2/8/09)	NA		
Steals:	High	28 vs Western Ky. (11/28/04)	20 by Northwestern St. (11/15/95)		
	Low	2 vs. Ole Miss (3/15/09)	0 by #6 Tennessee (12/29/96)		
Turnovers:	High	27, four times (McNeese, 12/30/04)	45 by Alabama State (11/19/04)		
	Low	7 vs #8 Vanderbilt (1/31/02)	3 by Western Michigan (12/9/01)		
Personal Fouls:	High	29 vs La-Monroe (11/17/01)	34 by Oklahoma (WNIT) (3/14/99)		
	Low	8 vs LSU (1/6/98)	11 by Wofford (2/10/97)		

TOP HOME CROWDS

(DH games are not included -- Walton games in Bold)

- 14,163 Wisconsin 3/23/99 (UA 67-64)
(WNIT Championship; Est. new WNIT all-game mark)
- 11,486 LSU 1/19/03 (UA 78-72)
(Arkansas upsets #2 in front of top regular-season crowd)
- 11,410 Auburn 2/8/98 (UA 71-63)
(Women in Sport Day draws record crowd on TV)
- 11,014 Tennessee 1/30/03 (UT 92-79)
(#4 holds off furious UA comeback; w/LSU first b-2-b 10K)
- 9,041 Drake 3/20/99 (UA 80-56)
(WNIT semifinals; turnout lands UA championship)
- 8,506 Vanderbilt 2/19/93 (UA 73-71)
(Johnson with 2.2 in OT for win, VU #8)
- 8,461 SW Missouri 12/29/93 (UA 69-66)
(Wilson's last second shot for win, SMSU #23)
- 8,288 Tennessee 12/29/96 (UA 77-75)
(UT #6, def. & future nat. champions, UA #22)
- 8,212 Tennessee 2/7/95 (UT 87-67)
(Top 20 showdown; UA #20, UT #2)
- 7,878 Vanderbilt 1/18/98 (VU 85-80)
(Another OT thriller with Commodores, VU #6)
- 7,721 Florida 1/28/95 (UA 72-66)
(In-season back-to-back top 25 wins, UF #13)
- 7,541 Kentucky 1/25/97 (UA 88-55)
(Girl Scout and Springdale days)
- 7,427 Kentucky 2/4/95 (UA 62-56)
(Bloomer double-double)
- 7,318 Miss. State 2/26/95 (UA 86-63)
(Senior day and camper reunion day)
- 7,160 S. Carolina 1/12/03 (UA 67-58)
(UA rips #13 USC; begins best SEC start to date)
- 7,122 Ole Miss 2/16/97 (UA 71-62)
(WNBA coach of year Van Chancellor's last at Walton)
- 7,121 Georgia 2/24/02 (UA 66-45)
(Senior Day produces first home win over Georgia, UG #23)
- 7,025 Colorado 11/21/95 (CU 73-71)
(Preseason WNIT title game, CU #11)
- 6,980 South Carolina 2/12/09 (UA 58-54)
(2nd of five consecutive SEC wins)
- 6,847 SW Missouri 12/10/95 (UA 65-58)
(Another Ozark shootout runs UA mark to 9-1)
- 6,819 Texas 1/8/91 (UA 76-61)
(W.A.R. II night, UT #15, Barnhill high game)
- 6,714 Kentucky 1/30/99 (UA 74-69)
(Crowd lifts Arkansas to overtime win)
- 6,698 Georgia 2/20/00 (UG 72-69)
(#3 UG trails at halftime, escapes with win late)
- 6,687 Tennessee 1/7/01 (UT 76-61)
(Tennessee ranked #2, Arkansas rallies in second)
- 6,680 Georgia 2/24/96 (UG 87-54)
(Georgia ranked #2, clinches SEC title)
- 6,549 Auburn 1/22/94 (AU 66-57)
(Auburn ranked #23)
- 6,335 Georgia 2/20/98 (UG 86-81)
(Senior Night provides an overtime nail biter)
- 6,330 S. Carolina 1/24/98 (UA 86-67)
(Girl Scout Day and Parents Weekend)
- 6,327 Texas 1/24/90 (UT 84-75)
(W.A.R. I night, Texas ranked #5)
- 6,234 Kentucky 2/6/00 (UA 83-70)
(Elementary Day and National Bring a Kid to the Game)
- 6,197 Vanderbilt 1/14/96 (VU 65-60)
(First of two 1996 games with AP's #2 team)
- 5,847 LSU 2/11/92 (UA 74-66)
(Border W.A.R. night)
- 5,839 Tennessee 2/20/05 (UT 84-71)
(Tennessee ranked #6, but not highest ranked team at UA)
- 5,579 Ole Miss 1/30/05 (UT 84-71)
(SweatHawgs promotion, Ole Miss SEC west partner)
- 5,536 Tennessee 12/17/98 (UT 82-62)
(Holdslaw avenges loss in final game at UA)
- 5,465 Ole Miss 2/24/01 (UA 82-64)
(Senior Night, UA leads wire-to-wire to snap UM streak)

LANDMARK FAYETTEVILLE GAMES

DATE	OPPONENT	RESULT	DATE	OPPONENT	RESULT
1st Game Dec. 11, 1976	John Brown	UA 75-67	350th Game Feb. 8, 2004	Georgia	UA 71-63
50th Game Jan. 2, 1982	Kansas State	UA 68-53	400th Game Dec. 29, 2008	Western Ill.	UA 70-53
100th Game Jan. 14, 1986	Houston	UA 66-60	1st Win Dec. 11, 1976	John Brown	UA 75-67
150th Game Feb. 7, 1989	Texas	UT 67-87	50th Win Feb. 5, 1983	Middle Tenn.	UA 73-72
175th Game Jan. 9, 1992	Colorado	UA 65-51	100th Win Dec. 19, 1987	SW Missouri	UA 85-71
194th Game Mar. 1, 1993	Oral Roberts	UA 96-60*	150th Win Dec. 4, 1992	North Texas	UA 105-58
195th Game Dec. 8, 1993	DePaul	UA 80-68!	200th Win Dec. 31, 1996	Alcorn St.	UA 90-56
200th Game Jan. 19, 1994	Tulane	UA 71-59	250th Win Feb. 24, 2001	Ole Miss	UA 82-64
250th Game Feb. 10, 1997	Wofford	UA 76-39	300th Win Jan. 26, 2006	#24 Florida	UA 69-63
300th Game March 21, 2000	Ga. Tech	UA 78-67			

*First women's game in Barnhill Arena; !First women's game in Bud Walton Arena

RECORDS - BARNHILL ARENA

BARNHILL ARENA

A Tough Place To Play

It seemed appropriate that the final basketball event at John Barnhill Arena was a women's basketball game and a women's basketball banquet.

As fate would have it, it was a girls' basketball game back in 1977 that was the first hoops contest played in the newly-renovated and expanded home court for the Razorback men's and women's basketball.

Betsy Broyles' Fayetteville High team played days before the first men's or women's college game in what would become known as one of the most feared home courts in modern collegiate basketball.

The next year, Betsy would become the first high school recruit to accept a scholarship to play women's basketball at the University.

On Dec. 7, 1993, she and over 30 former letterwinners returned for A Moment in Time, a banquet to honor women's basketball in Barnhill. It was the evening prior to the women's opener in Bud Walton Arena against DePaul.

During the 17 years between her first and most recent appearances in Barnhill, The Barn was the site of many great moments of women's basketball history.

Arkansas was undefeated in its first home season (6-0) and in three subsequent years (1981-82, 1982-83 and 1990-91).

The women's basketball team set its home consecutive win streak at 21 games from 1981 to 1984.

That streak was broken with 23 in the early 1990s, and for a brief period of time, Barnhill Arena was the home of the longest active women's home winning streak.

Since the start of the NCAA era in 1982-83, only eight unranked teams managed wins in Barnhill (out of 118 who tried).

Some 194 women's varsity collegiate basketball games were played in Barnhill Arena, with the last game a 96-60 win over Oral Roberts on March 1, 1993.

The last varsity basketball game played at Barnhill was a women's contest as Arkansas won an exhibition game over the Bulgarian team of Levski Total, 83-81, on Nov. 16, 1993.

The Spirit of Barnhill lives on both at Bud Walton Arena, and at Barnhill. "The Barn" received a new tenant in 1994 with the start of varsity volleyball at Arkansas. Thanks in large part to its home court advantage, the inaugural Razorback volleyball team won the SEC Western Division title providing a new banner for the old rafters. Gymnastics enjoyed a similar Barnhill boost in 2006. With the inaugural senior class, Arkansas upset national powerhouse UCLA to advance to the NCAA Championship at the Barnhill-hosted NCAA South Central Regional.

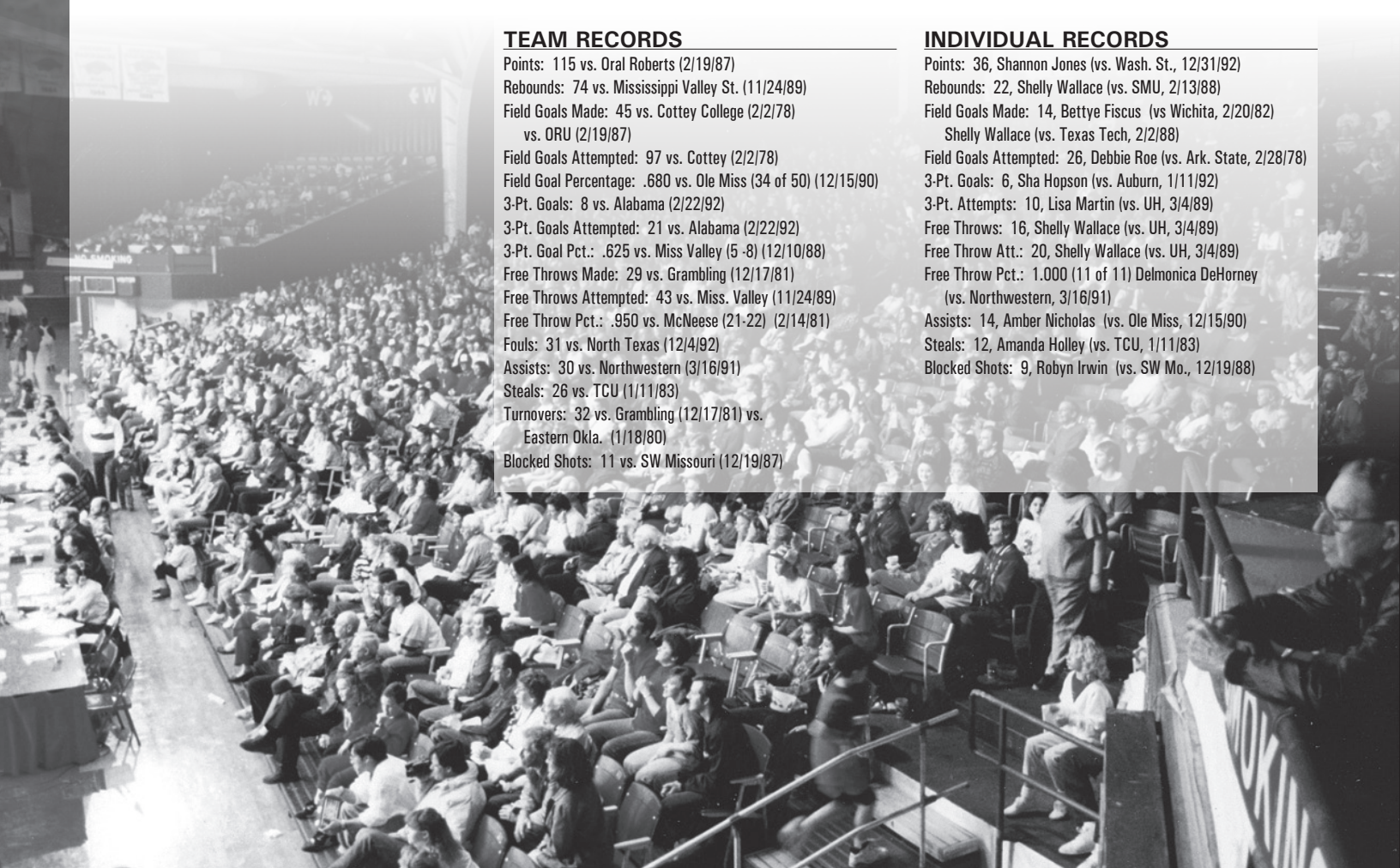


TEAM RECORDS

Points: 115 vs. Oral Roberts (2/19/87)
Rebounds: 74 vs. Mississippi Valley St. (11/24/89)
Field Goals Made: 45 vs. Cottey College (2/2/78)
vs. ORU (2/19/87)
Field Goals Attempted: 97 vs. Cottey (2/2/78)
Field Goal Percentage: .680 vs. Ole Miss (34 of 50) (12/15/90)
3-Pt. Goals: 8 vs. Alabama (2/22/92)
3-Pt. Goals Attempted: 21 vs. Alabama (2/22/92)
3-Pt. Goal Pct.: .625 vs. Miss Valley (5-8) (12/10/88)
Free Throws Made: 29 vs. Grambling (12/17/81)
Free Throws Attempted: 43 vs. Miss. Valley (11/24/89)
Free Throw Pct.: .950 vs. McNeese (21-22) (2/14/81)
Fouls: 31 vs. North Texas (12/4/92)
Assists: 30 vs. Northwestern (3/16/91)
Steals: 26 vs. TCU (1/11/83)
Turnovers: 32 vs. Grambling (12/17/81) vs.
Eastern Okla. (1/18/80)
Blocked Shots: 11 vs. SW Missouri (12/19/87)

INDIVIDUAL RECORDS

Points: 36, Shannon Jones (vs. Wash. St., 12/31/92)
Rebounds: 22, Shelly Wallace (vs. SMU, 2/13/88)
Field Goals Made: 14, Bettye Fiscus (vs. Wichita, 2/20/82)
Shelly Wallace (vs. Texas Tech, 2/2/88)
Field Goals Attempted: 26, Debbie Roe (vs. Ark. State, 2/28/78)
3-Pt. Goals: 6, Sha Hopson (vs. Auburn, 1/11/92)
3-Pt. Attempts: 10, Lisa Martin (vs. UH, 3/4/89)
Free Throws: 16, Shelly Wallace (vs. UH, 3/4/89)
Free Throw Att.: 20, Shelly Wallace (vs. UH, 3/4/89)
Free Throw Pct.: 1.000 (11 of 11) Delmonica DeHorney
(vs. Northwestern, 3/16/91)
Assists: 14, Amber Nicholas (vs. Ole Miss, 12/15/90)
Steals: 12, Amanda Holley (vs. TCU, 1/11/83)
Blocked Shots: 9, Robyn Irwin (vs. SW Mo., 12/19/88)



RECORDS - ANNUAL LEADERS

POINTS

2009-10	Charity Ford	378
2008-09	C'eira Ricketts	402
2007-08	Ayana Brereton	344
2006-07	Lauren Ervin	395
2005-06	Dominique Washington	246
2004-05	Sarah Pfeifer	383
2003-04	Shameka Christon*	611
2002-03	Shameka Christon	496
2001-02	Shameka Christon	517
2000-01	Wendi Willits	430
1999-2000	Wendi Willits	451
1998-99	Wendi Willits	470
1997-98	Karyn Karlin	501
1996-97	Kimberly Wilson	434
1995-96	Kimberly Wilson	502
1994-95	Stephanie Bloomer	417
1993-94	Kimberly Wilson	384
1992-93	Shea Henderson	252
1991-92	Amber Nicholas	276
1990-91	Delmonica DeHorney*	583
1989-90	Delmonica DeHorney*	581
1988-89	Shelly Wallace	692
1987-88	Shelly Wallace	463
1986-87	Lanell Dawson	453
1985-86	Lanell Dawson	344
1984-85	Bettye Fiscus	554
1983-84	Amanda Holley	411
1982-83	Bettye Fiscus	476
1981-82	Bettye Fiscus	655
1980-81	Cheryl Orcholski	319
1979-80	Lita Stricklin	442
1978-79	Lita Stricklin	365
1977-78	Debbie Roe	300

REBOUNDS

2009-10	Ashley Daniels	184
2008-09	Whitney Jones	247
2007-08	Whitney Jones	211
2006-07	Lauren Ervin	319
2005-06	Melissa Hobbs	142
2004-05	Danielle Allen	166
2003-04	Shameka Christon	195
2002-03	Shameka Christon	194
2001-02	Shameka Christon	193
2000-01	Lonniya Bragg	221
1999-2000	Lonniya Bragg	204
1998-99	Lonniya Bragg	168
1997-98	Karyn Karlin	181
1996-97	Karyn Karlin	193
1995-96	Sytia Messer	177
1994-95	Stephanie Bloomer	225
1993-94	Yolanda Dickson	199
1992-93	Stephanie Bloomer	168
1991-92	Stephanie Bloomer	144
1990-91	Blair Savage	217
1989-90	Delmonica DeHorney	203
1988-89	Shelly Wallace*	381
1987-88	Shelly Wallace	329
1986-87	Bronwyn Wynn	121
1985-86	Sheila Burkes	194
1984-85	Monica Brown	106
1983-84	Amanda Holley	187
1982-83	Amanda Holley	212
1981-82	Bettye Fiscus	282
1980-81	Monica Van Parys	183
1979-80	Lita Stricklin	190

1978-79	Lita Stricklin	175
1977-78	Marsha Lackey-Vining	173

ASSISTS

2009-10	C'eira Ricketts	121
2008-09	C'eira Ricketts	125
2007-08	Brittney Vaughn	128
2006-07	Brittney Vaughn	176
2005-06	Brittney Vaughn	120
2004-05	Kristin Peoples	96
2003-04	Rochelle Vaughn	156
2002-03	Lakishia Harper	150
2001-02	Amy Wright	205
2000-01	Amy Wright	198
1999-2000	Amy Wright	142
1998-99	Amy Wright	172
1997-98	Christy Smith	146
1996-97	Christy Smith	131
1995-96	Kimberly Wilson	127
1994-95	Christy Smith	133
1993-94	Shea Henderson	123
1992-93	Shea Henderson	68
1991-92	Amber Nicholas	89
1990-91	Amber Nicholas	180
1989-90	Amber Nicholas	169
1988-89	Donna Wilson	186
1987-88	Donna Wilson	146
1986-87	Tracy Webb	173
1985-86	Tracy Webb	86
1984-85	Tracy Webb	104
1983-84	Tracy Webb	61
1982-83	Cheryl Orcholski	101
1981-82	Doris Gaiser	61
1980-81	Leah Gordon	91
1979-80	Kathy Caton	72
1978-79	Kathy Caton	62
1977-78	Marsha Lackey-Vining	74

STEALS

2009-10	C'eira Ricketts	73
2008-09	C'eira Ricketts	82
2007-08	Brittney Vaughn	58
2006-07	Brittney Vaughn	71
2005-06	Brittney Vaughn	43
2004-05	Rochelle Vaughn	63
2003-04	Rochelle Vaughn	57
2002-03	India Lewis	68
2001-02	India Lewis	72
2000-01	Amy Wright	54
1999-2000	Karyn Karlin	47
1998-99	Amy Wright	38
1997-98	Christy Smith	54
1996-97	Karyn Karlin	55
1995-96	Kelly Johnson	49
1994-95	Christy Smith	89
1993-94	Shea Henderson	74
1992-93	Shea Henderson	58
1991-92	Amber Nicholas	66
1990-91	Sally Moore	68
1989-90	Amber Nicholas	67
1988-89	Shelly Wallace	70
1987-88	Juliet Jackson	61
1986-87	Tracy Webb	95
1985-86	Tracy Webb	70
1984-85	Tracy Webb	68
1983-84	Amanda Holley	54
1982-83	Bettye Fiscus	57


1981-82	Bettye Fiscus	76
1980-81	Connie Fitzgerald	80
1979-80	Lita Stricklin	88
1978-79	Sandy Scranton	54

FIELD GOAL PCT. (Min. 100 att.)

2009-10	Ashley Daniels (74-142)	.521
2008-09	Whitney Jones (131-277)	.473
2007-08	Lauren Ervin (99-186)	.532
2006-07	Lauren Ervin (158-279)	.566
2005-06	Whitney Jones (70-146)	.480
2004-05	Danielle Allen (120-257)	.467
2003-04	Ruby Vaden (98-174)	.563
2002-03	Ruby Vaden (94-207)	.454
2001-02	Shameka Christon (197-418)	.471
2000-01	Lonniya Bragg (138-252)	.548
1999-2000	Lonniya Bragg (127-214)	.594
1998-99	Lonniya Bragg (115-204)	.564
1997-98	Karen Jones (61-109)	.560
1996-97	Shaka Massey (119-231)	.515
1995-96	Shaka Massey (162-283)	.571
1994-95	Karen Jones (65-107)	.608
1993-94	Kelly Johnson (119-220)	.541
1992-93	Blair Savage (89-182)	.489
1991-92	Blair Savage (108-212)	.509
1990-91	Del. DeHorney (227-359)	.632
1989-90	Del. DeHorney (219-349)	.628
1988-89	Shelly Wallace (267-426)	.627
1987-88	Del. DeHorney (146-243)	.601
1986-87	Shelly Wallace (99-191)	.518
1985-86	Monica Brown (118-217)	.544
1984-85	Bettye Fiscus (219-439)	.500
1983-84	Bettye Fiscus (158-296)	.534
1982-83	Amanda Holley (183-344)	.532
1981-82	Kim Bunge (160-328)	.488
1980-81	Mary Munsch (100-211)	.474
1979-80	Lita Stricklin (179-352)	.508
1978-79	Lita Stricklin (109-229)	.475

FREE THROW PCT. (Min. 50 att.)

2009-10	Charity Ford (55-63)	.873
2008-09	Charity Ford (43-59)	.729
2007-08	Lauren Ervin (45-55)	.818
2006-07	Sarah Pfeifer (55-68)	.809
2005-06	Kristin Peoples (50-62)	.807
2004-05	Sarah Pfeifer (89-126)	.706
2003-04	Shameka Christon (126-166)	.759
2002-03	India Lewis (93-109)	.853
2001-02	India Lewis (62-74)	.838
2000-01	Wendi Willits (65-78)	.833
1999-2000	Wendi Willits (80-94)	.851
1998-99	Wendi Willits (70-87)	.805
1997-98	Christy Smith (119-143)	.832
1996-97	Kimberly Wilson (57-68)	.838
1995-96	Kimberly Wilson (67-78)	.859
1994-95	Christy Smith (134-149)**	.899
1993-94	Kelly Johnson (59-74)	.797
1992-93	Angela Davis (60-73)	.822
1991-92	Amber Nicholas (49-56)	.875
1990-91	Amber Nicholas (53-66)	.803
1989-90	Amber Nicholas (46-53)	.868
1988-89	Shelly Wallace (158-220)	.718
1987-88	Robyn Irwin (58-83)	.699
1986-87	Tracy Webb (116-145)	.800
1985-86	Debra Williams (45-61)	.738
1984-85	Bettye Fiscus (61-83)	.735
1983-84	Cheryl Orcholski (49-58)	.845



Kim Wilson

1982-83	Bettye Fiscus (114-151)	.755
1981-82	Connie Fitzgerald (57-69)	.826
1980-81	Mary Munsch (48-66)	.727
1979-80	Lita Stricklin (84-135)	.622
1978-79	Donna Bucella (31-44)	.689


THREE-POINT PCT. (Min. 40 att.)

2009-10	Lyndsay Harris (75-220)	.341
2008-09	Ayanna Brereton (27-32)	.404
2007-08	Brittney Vaughn (28-65)	.431
2006-07	D. Washington (64-173)	.370
2005-06	Kristin Peoples (27-61)	.443
2004-05	Sheree Thompson (30-92)	.326
2003-04	Shameka Christon (47-129)	.364
2002-03	Shameka Christon (29-81)	.358
2001-02	India Lewis (89-271)	.328
2000-01	Wendi Willits (87-215)	.405
1999-2000	India Lewis (66-166)	.398
1998-99	Wendi Willits (104-226)*	.460
1997-98	Wendi Willits (52-146)	.356
1996-97	Kimberly Wilson (57-153)*	.373
1995-96	Kimberly Wilson (89-192)	.464
1994-95	Kimberly Wilson (60-167)	.359
1993-94	Kimberly Wilson (61-161)	.379
1992-93	Angela Davis (12-34)*	.353
1991-92	Sha Hopson (19-43)	.442
1990-91	Amber Nicholas (41-86)	.477
1989-90	Amber Nicholas (31-71)	.437
1988-89	Amber Nicholas (18-46)	.391
1987-88	Lisa Martin (23-59)	.390
1986-87	Juliet Jackson (1-6)!	.167

!-Best on team


(Cumulative statistics for the 1976-77 and 1977-78 seasons are incomplete. Three-point goals began in women's collegiate basketball with the 1986-87 season.)

*-Also led the conference || **-Also led the nation



Kim Bunge

RECORDS - CAREER LEADERS



Bettye Fiscus

POINTS

NAME (CAREER)	YR	GP	PTS
1. Bettye Fiscus (81-85)	4	112	2,073
2. Shameka Christon (00-04)	4	123	1,951
3. Del. DeHorney (87-91)	4	115	1,785
4. Kimberly Wilson (93-97)	4	120	1,733
5. Shelly Wallace (85-89)	4	119	1,583
6. Wendi Willits (97-01)	4	131	1,574
7. Christy Smith (94-98)	4	111	1,459
8. Karyn Karlin (96-00)	4	111	1,441
9. Tracy Webb (83-87)	4	117	1,403
10. Dana Cherry (99-03)	4	130	1,389

THE NEXT TEN

11. Sytia Messer (95-99)	4	128	1,379
12. India Lewis (99-03)	4	128	1,308
13. Juliet Jackson (86-90)	4	120	1,213
14. Amber Nicholas (88-92)	4	117	1,209
15. Stephanie Bloomer (91-95)	4	105	1,159
16. Amanda Holley (81-84)	3	94	1,154
17. Monica Brown (83-87)	4	103	1,145
18. Cheryl Orcholski (80-84)	4	123	1,125
19. Kelly Johnson (92-96)	4	113	1,109
20. Blair Savage (89-93)	4	114	1,072


1,000 POINT CLUB

21. Sarah Pfeifer (02-08)	6	124	1,056
22. Kim Bunge (79-83)	4	114	1,047
23. Lonniya Bragg (97-01)	4	129	1,036

OVER 500

24. Whitney Jones (05-09)	4	119	961
25. Charity Ford (07-10)	4	117	917
26. Rochelle Vaughn (02-06)	4	120	894
27. Lanell Dawson (85-87)	2	59	858
28. Shea Henderson (90-94)	4	92	807
29. Brittney Vaughn (04-08)	4	129	750
30. Karen Jones (94-98)	4	125	748
31. Sheila Burkes (83-87)	4	115	742
Lita Stricklin (78-80)	2	45	742
33. Amy Wright (98-02)	4	131	703
34. Monica Van Parys (78-82)	4	103	700
35. Lyndsay Harris (09-pres.)	2	62	684
36. Kristin Peoples (03-06)	3	71	683
37. Shaka Massey (95-97)	2	60	676
38. Lauren Ervin (06-08)	2	47	651
39. C'eira Ricketts (09-pres.)	2	58	648

40. Marsha Lackey-Vining (76-78)	2	39	642
41. Tennille Adams (95-99)	4	127	637
42. Lakishia Harper (99-03)	4	125	607
43. Robyn Irwin (86-89)	3	74	606
44. Connie Fitzgerald (79-83)	4	116	595
45. Christi Willson (87-91)	3	87	587
46. Ruby Vaden (02-05)	3	70	585
47. Allyson Twigg (90-95)	4	104	571
48. Treva Christensen (94-99)	4	118	560
49. Yolanda Dickson (90-94)	4	97	558
50. Bronwyn Wynn (85-87)	2	61	538
51. Tammy Siefkes (79-81)	2	48	524




Shelly Wallace

REBOUNDS

NAME (CAREER)	YR	GP	REB
1. Shelly Wallace (85-89)	4	119	1,013
2. Bettye Fiscus (81-85)	4	112	785
3. Blair Savage (89-93)	4	114	771
4. Shameka Christon (00-04)	4	123	714
5. Whitney Jones (05-09)	4	119	697
6. Stephanie Bloomer (91-95)	4	105	691
7. Monica Brown (83-87)	4	103	684
8. Amanda Holley (81-84)	3	94	683
9. Lonniya Bragg (97-01)	4	129	658
10. Karyn Karlin (96-00)	4	111	647
11. Del. DeHorney (87-91)	4	115	644
12. Kim Bunge (79-83)	4	114	636
13. Sheila Burkes (83-87)	4	115	615
14. Sytia Messer (95-99)	4	128	603
15. Dana Cherry (99-03)	4	130	563
16. Kelly Johnson (92-96)	4	113	534
17. Monica Van Parys (78-82)	4	103	527
18. Sarah Pfeifer (02-08)	6	129	502
19. Kimberly Wilson (93-97)	4	120	499
Karen Jones (94-98)	4	125	499
21. Lauren Ervin (06-08)	2	47	495
22. Erma Greer (82-85)	4	111	483
23. Yolanda Dickson (90-94)	4	97	459
24. Amber Nicholas (88-92)	4	117	428
25. Kristin Moore (01-05)	4	89	423
26. Rochelle Vaughn (02-06)	4	120	419
27. Tennille Adams (95-99)	4	127	396
28. Tracy Webb (83-87)	4	117	388
29. Joy Dillard (76-79)	3	53	381
30. Wendi Willits (97-01)	4	131	373

Players to watch

C'eira Ricketts (09-pres.)	2	58	330
----------------------------	---	----	-----



Amy Wright


ASSISTS

NAME (CAREER)	YR	GP	AST
1. Amy Wright (98-02) *	4	131	717
2. Amber Nicholas (88-92)	4	117	538
3. Christy Smith (94-98)	4	111	507
4. Tracy Webb (83-87)	4	117	444
5. Brittney Vaughn (04-08)	4	129	424
6. Rochelle Vaughn (02-06)	4	120	421
7. Donna Wilson (87-89)	2	58	332
Kimberly Wilson (93-97)	4	120	332
9. Cheryl Orcholski (80-84)	4	123	323
10. Juliet Jackson (86-90)	4	120	313
11. India Lewis (99-03)	4	128	276
12. Christi Willson (87-91)	3	87	268
13. Lakishia Harper (99-03)	4	125	257
14. Shea Henderson (90-94)	4	92	252
15. Blair Savage (89-93)	4	114	233
16. Kristin Peoples (03-06)	3	71	229
17. Wendi Willits (97-00)	4	131	228
C'eira Ricketts (09-pres.)	2	58	228
19. Sally Moore (89-91)	2	61	215
20. Doris Gaiser (81-85)	4	119	210
21. Sytia Messer (95-99)	4	128	208

*-Also ranks sixth all-time in SEC history

FIELD GOALS MADE

NAME (CAREER)	YR	GP	FGM
1. Bettye Fiscus (81-85)	4	112	794
2. Shameka Christon (00-04)	4	123	726
3. Del. DeHorney (87-91)	4	115	667
4. Shelly Wallace (85-89)	4	119	621
5. Kimberly Wilson (93-97)	4	120	616
6. Karyn Karlin (96-00)	4	111	553
7. Dana Cherry (99-00)	4	130	563
8. Tracy Webb (83-87)	4	117	509
9. Wendi Willits (97-01)	4	131	505
10. Juliet Jackson (86-90)	4	120	500




Shameka Christon

FIELD GOAL ATTEMPTS

NAME (CAREER)	YR	GP	FGA
1. Shameka Christon (00-04)	4	123	1,641
2. Bettye Fiscus (81-85)	4	112	1,591
3. Kimberly Wilson (93-97)	4	120	1,394
4. Wendi Willits (97-01)	4	131	1,260
5. Sytia Messer (95-99)	4	128	1,244
6. Dana Cherry (99-03)	4	130	1,212
7. Karyn Karlin (96-00)	4	111	1,180
8. Tracy Webb (83-87)	4	117	1,131
9. Juliet Jackson (86-90)	4	120	1,128
10. India Lewis (99-03)	4	128	1,120

FIELD GOAL PCT. (Min. 300 FGA.)

NAME (CAREER)	FG/FGA	.PCT
1. Del. DeHorney (87-91)	667-1096	.609
2. Karen Jones (94-98)	238-408	.583
3. Shelly Wallace (85-89)	621-1074	.578
4. Lonniya Bragg (97-01)	405-727	.557
5. Lauren Ervin (06-08)	257-465	.553
6. Shaka Massey (95-97)	281-514	.547
7. Lanell Dawson (85-87)	354-666	.535
8. Monica Brown (83-87)	473-912	.519
9. Sally Moore (89-91)	159-307	.518
10. Sha Hopson (90-92)	198-388	.510



Delmonica DeHorney

RECORDS - CAREER LEADERS

FREE THROWS MADE

NAME (CAREER)	YR	GP	FTM
1. Bettye Fiscus (81-85)	4	112	485
2. Christy Smith (94-98) *	4	111	461
3. Del. DeHorney (87-91)	4	115	451
4. Tracy Webb (83-87)	4	117	384
5. Shelly Wallace (85-89)	4	119	341
6. Shameka Christon (00-04)	4	123	335
7. Karyn Karlin (96-00)	4	111	333
8. Sytia Messer (95-99)	4	128	329
9. Steph. Bloomer (91-95)	4	105	320
10. Dana Cherry (99-03)	4	130	293

* -- Ranks 10th in SEC history

FREE THROW ATT.

NAME (CAREER)	YR	GP	FTA
1. Del. DeHorney (87-91)	4	115	648
2. Bettye Fiscus (81-85)	4	112	622
3. Christy Smith (94-98)	4	111	551
4. Tracy Webb (83-87)	4	117	526
5. Shelly Wallace (85-89)	4	119	518
6. Shameka Christon (00-04)	4	123	488
7. Sytia Messer (95-99)	4	128	458
8. Steph. Bloomer (91-95)	4	105	454
9. Karyn Karlin (96-00)	4	111	453
10. Kim Bunge (79-83)	4	114	405

FREE THROW PCT. (Min. 100 FTA.)

NAME (CAREER)	FG/FGA	.PCT
1. Amber Nicholas (88-92)	174-206	.845
2. Christy Smith (94-98)	461-551	.837
3. India Lewis (99-03)	213-259	.822
4. Wendi Willits (97-01)	248-302	.818
5. Kimberly Wilson (93-97)	234-287	.815
6. Kelly Johnson (92-96)	227-279	.814
7. Cheryl Orcholski (80-84)	221-275	.804
8. Bettye Fiscus (81-85)	485-622	.780
9. Donica Cosby (06-07)	81-105	.771
10. Mary Munsch (80-84)	104-135	.770
11. Angela Davis (91-93)	106-138	.768

THREE-POINT GOALS

NAME (CAREER)	YR	GP	3PM
1. Wendi Willits (97-01) *	4	131	316
2. Kimberly Wilson (93-97) **	4	120	267
3. India Lewis (99-03) **	4	128	267
4. Christy Smith (94-98)	4	111	156
5. Shameka Christon (00-04)	4	123	144
6. Lyndsay Harris (09-pres.)	2	62	131
7. Rochelle Vaughn (02-06)	4	120	127
8. Amber Nicholas (88-92)	4	117	121
9. Sytia Messer (95-99)	4	128	112
10. Dom. Washington (05-07)	2	59	109
Charity Ford (07-10)	4	117	104
11. Kristin Peoples (03-06)	3	71	85

* -- Ranks second in SEC history

** -- Tied for seventh in SEC history

THREE-POINT ATTEMPTS

NAME (CAREER)	YR	GP	3PA
1. India Lewis (99-03) *	4	128	787
2. Wendi Willits (97-01) **	4	131	771
3. Kimberly Wilson (93-97)	4	120	673
4. Christy Smith (94-98)	4	111	465
5. Rochelle Vaughn (02-06)	4	120	456
6. Shameka Christon (00-04)	4	123	427
7. Lyndsay Harris (09-pres.)	2	62	413
8. Sytia Messer (95-99)	4	128	412
9. Charity Ford (07-10)	4	117	339
10. Rochelle Vaughn (02-)	3	92	318
11. Dom. Washington (05-07)	2	59	306
12. Amber Nicholas (88-92)	4	117	291

* -- Ranks fourth in SEC history

** -- Ranks fifth in SEC history

THREE-POINT PCT. (Min. 150 3PA.)

NAME (CAREER)	FG/FGA	.PCT
1. Amber Nicholas (88-92)	112-291	.416
2. Wendi Willits (97-01)	316-771	.409
3. Kimberly Wilson (93-97)	267-673	.397
4. Ayana Brereton (06-09)	66-170	.388
5. Lisa Martin (87-89)	66-179	.368
6. Dom. Washington (05-07)	109-306	.356
7. India Lewis (99-03)	267-787	.339
8. Shameka Christon (00-04)	144-427	.337
9. Christy Smith (94-98)	156-465	.336
10. Lyndsay Harris (09-pres.)	131-413	.317


FACE BEHIND THE RECORD

Career Steals

TRACY WEBB

Batesville, Ark., native Tracy Webb stole more than the basketball during her four-year career. Aside from 293 basketballs, Webb stole the show and the hearts of Razorback fans as one of the most popular on-the-court personalities of the mid-1980s. The first true point guard star, Webb finished her career holding almost all the Razorback assist and steal records. She was the first women's basketball player at Arkansas to earn "first team" all-Southwest Conference honors, a distinction

that began her senior season. She was also one of the first three Razorbacks named conference player of the week. Her junior-season team was the first in school history to earn a NCAA berth, and her senior-season team crushed the NWIT field by a 16-point average as she was named the tournament MVP.



11. Charity Ford (07-10)	104-339	.307
12. Leslie Howard (05-07)	71-230	.309
13. Shanna Harmon (00-04)	77-261	.295

SCORING AVERAGE

NAME (CAREER)	GP	PTS	AVG
1. Bettye Fiscus (81-85)	112	2073	18.5
2. Marsha Lackey-Vining (76-78)	39	642	16.5
3. Lita Stricklin (78-80)	45	742	16.0
4. Shameka Christon (00-04)	123	1951	15.9
5. Del. DeHorney (87-91)	115	1785	15.5
6. Lanell Dawson (85-87)	59	858	14.5
7. Kimberly Wilson (93-97)	120	1733	14.4
8. Lauren Ervin (06-08)	47	651	13.9
9. Shelly Wallace (85-89)	119	1583	13.3
10. Karyn Karlin (96-00)	111	1441	13.0

STEALS

NAME (CAREER)	YR	GP	ST
1. Tracy Webb (83-87)	4	117	293
2. Christy Smith (94-98)	4	111	239
3. Amber Nicholas (88-92)	4	117	220
4. India Lewis (99-03)	4	128	210
5. Rochelle Vaughn (03-06)	4	120	207
6. Shameka Christon (00-04)	4	123	206
7. Bettye Fiscus (81-85)	4	112	205
Connie Fitzgerald (79-83)	4	116	205
9. Juliet Jackson (86-90)	4	120	195
10. Amy Wright (98-02)	4	131	194

Player to watch

C'eira Ricketts (09-pres.) 2 58 150

BLOCKED SHOTS

NAME (CAREER)	YR	GP	BS
1. Del. DeHorney (87-91)	4	115	235
2. Shameka Christon (00-04)	4	123	162
3. Amanda Holley (81-84)	3	94	147
4. Whitney Jones (05-09)	4	119	132
5. Stephanie Bloomer (91-95)	4	105	126
6. Kim Bunge (79-83)	4	114	116
7. Lauren Ervin (06-08)	2	46	103
8. Bronwyn Wynn (85-87)	2	58	81
9. Karyn Karlin (96-00)	4	111	79
10. Robyn Irwin (86-89)	3	74	73

Player to watch

Sarah Watkins (10-pres.) 1 30 40

REBOUNDING AVERAGE

NAME (CAREER)	GP	REB	AVE
1. Lauren Ervin (06-08)	47	495	10.5
2. Shelly Wallace (85-89)	119	1013	8.5
3. Lita Stricklin (78-80)	45	365	8.1
4. Pat Keck (76-77)	16	126	7.9
5. Marsha Lackey-Vining (76-78)	39	297	7.6
6. Amanda Holley (81-84)	94	683	7.3
7. Joy Dillard (76-79)	53	381	7.2
8. Bettye Fiscus (81-85)	112	785	7.0
9. Blair Savage (89-93)	114	771	6.8
10. Monica Brown (83-87)	103	684	6.6

FACE BEHIND THE RECORD

Three-Pointers

WENDI WILLITS

Since the introduction of the bonus basket for women's basketball in 1986, there has never been an outside shooter like Fort Cobb, Okla., native Wendi Willits -- either at Arkansas or in the Southeastern Conference. Willits broke the Arkansas career records of Kimberly Wilson early in her senior year, finishing her career just shy of the SEC's all-time record held by LSU's Cornelia Gayden. Willits has several SEC seconds to Gayden. Her 104 treys as a sophomore was one short of the SEC mark, and she ranks second for threes in a SEC game. Both prolific and accurate, she is No. 2 in attempts and No. 2 in percentage for a career at Arkansas. In 1999, she was top five in the NCAA in both three-pointers per game and percentage, earning her the Ed Steitz Award as the nation's top female three-point shooter.



RECORDS - 1,000 POINT CLUB



BETTIE FISCUS' CAREER STATS

CAREER POINTS/FG/FT/SCORING AVE. LEADER

YEAR	GP-GS	FG-FGA	PCT.	3P-3PA	PCT.	FT-FTA	PCT.	REB	RPG	PF-DQ	A	TO	BK	ST	PTS	PPG
81-82	35-35	236-486	.486	—	—	183-229	.799	282	8.1	76-2	34	85	11	76	655	18.7
82-83	26-25	181-370	.489	—	—	114-151	.755	189	7.3	56-1	42	68	7	57	476	18.3
83-84	23-22	158-296	.534	—	—	72-94	.766	137	6.0	45-1	29	49	0	27	388	16.9
84-85	28-28	219-439	.500	—	—	116-148	.784	177	6.3	45-0	38	50	1	45	554	19.8
TOTAL	112-110	794-1591	.499	—	—	485-622	.780	785	7.0	222-4	143	252	19	205	2073	18.5



SHAMEKA CHRISTON'S CAREER STATS

CAREER FG ATT. LEADER

YEAR	GP-GS	FG-FGA	PCT.	3P-3PA	PCT.	FT-FTA	PCT.	REB	RPG	PF-DQ	A	TO	BK	ST	PTS	PPG
00-01	32-24	117-289	.405	37-113	.327	56-72	.778	132	4.1	90-2	20	64	29	47	327	10.2
01-02	31-29	197-418	.471	31-104	.298	92-133	.692	193	6.2	74-0	25	60	52	61	517	16.7
02-03	32-32	193-434	.445	29-81	.358	81-117	.692	194	6.1	88-3	47	101	35	50	496	15.5
03-04	28-28	219-500	.438	47-129	.364	126-166	.759	195	7.0	81-3	49	91	46	48	611	21.8
TOTAL	123-113	726-1641	.442	144-427	.337	335-488	.687	714	5.8	333-8	141	316	162	206	1951	15.9



DELMONICA DEHORNEY'S CAREER STATS

CAREER FG PCT./FT ATT./BLOCKS LEADER

YEAR	GP-GS	FG-FGA	PCT.	3P-3PA	PCT.	FT-FTA	PCT.	REB	RPG	PF-DQ	A	TO	BK	ST	PTS	PPG
87-88	28-22	146-243	.601	—	—	117-170	.688	167	6.0	98-9	6	50	54	30	409	14.6
88-89	26-4	75-145	.517	—	—	62-88	.705	94	3.6	78-4	14	28	28	4	212	8.2
89-90	29-28	219-349	.628	—	—	143-213	.671	203	7.0	97-7	24	57	83	21	581	20.0
90-91	32-32	227-359	.632	—	—	129-177	.729	177	5.5	77-2	13	72	70	31	583	18.2
TOTAL	115-86	667-1096	.609	—	—	451-648	.696	641	5.6	350-22	57	207	235	86	1785	15.5



KIMBERLY WILSON'S CAREER STATS

YEAR	GP-GS	FG-FGA	PCT.	3P-3PA	PCT.	FT-FTA	PCT.	REB	RPG	PF-DQ	A	TO	BK	ST	PTS	PPG
93-94	29-13	134-330	.406	61-161	.379	55-69	.797	130	4.5	66-0	50	79	5	41	384	13.2
94-95	29-27	149-355	.420	60-167	.359	55-72	.764	120	4.1	61-0	52	84	4	33	413	14.2
95-96	34-34	173-343	.504	89-192	.464	67-78	.859	133	3.9	66-1	127	119	9	39	502	14.8
96-97	28-27	160-366	.437	57-153	.373	57-68	.838	116	4.1	69-1	103	86	3	42	434	15.5
TOTAL	120-101	616-1394	.442	267-673	.397	234-287	.815	499	4.2	262-2	332	368	21	155	1733	14.4



SHELLY WALLACE'S CAREER STATS

CAREER REBOUND LEADER

YEAR	GP-GS	FG-FGA	PCT.	3P-3PA	PCT.	FT-FTA	PCT.	REB	RPG	PF-DQ	A	TO	BK	ST	PTS	PPG
85-86	29-2	71-137	.518	—	—	40-64	.625	132	4.6	53-0	15	35	5	17	182	6.3
86-87	32-14	99-191	.518	—	—	48-94	.511	171	5.3	73-2	32	49	2	31	246	7.7
87-88	28-26	184-320	.575	—	—	95-140	.679	329	11.8	84-1	94	94	16	51	463	16.5
88-89	30-30	267-426	.627	—	—	158-220	.718	381	12.7	79-2	63	67	12	70	692	23.1
TOTAL	119-72	621-1074	.578	—	—	341-518	.658	1013	8.5	289-5	204	245	35	169	1583	13.5



WENDI WILLITS' CAREER STATS

CAREER 3PT LEADER

YEAR	GP-GS	FG-FGA	PCT.	3P-3PA	PCT.	FT-FTA	PCT.	REB	RPG	PF-DQ	A	TO	BK	ST	PTS	PPG
97-98	33-5	69-201	.343	52-146	.356	33-43	.767	66	2.0	31-0	40	41	1	23	223	6.8
98-99	33-32	148-322	.460	104-226	.460	70-87	.805	110	3.3	41-0	54	61	5	28	470	14.2
99-00	32-30	149-370	.403	73-184	.397	80-94	.851	96	3.0	48-1	74	66	9	23	451	14.1
00-01	33-30	139-367	.379	87-215	.405	65-78	.833	101	3.1	41-0	60	49	7	29	430	13.0
TOTAL	131-97	505-1260	.401	316-771	.410	248-303	.818	373	2.8	161-1	228	218	22	103	1574	12.0



CHRISTY SMITH'S CAREER STATS

YEAR	GP-GS	FG-FGA	PCT.	3P-3PA	PCT.	FT-FTA	PCT.	REB	RPG	PF-DQ	A	TO	BK	ST	PTS	PPG
94-95	30-30	117-307	.381	40-113	.354	134-149	.899	76	2.5	60-1	133	134	2	89	408	13.6
95-96	22-22	111-276	.402	31-102	.304	110-138	.797	73	3.3	47-0	97	88	1	44	363	16.5
96-97	28-27	100-273	.366	45-134	.336	98-121	.810	68	2.4	57-0	131	82	1	52	343	12.3
97-98	31-31	93-255	.365	40-116	.345	119-143	.832	77	2.5	67-0	146	89	2	54	345	11.1
TOTAL	111-110	421-1111	.379	156-465	.336	461-551	.837	294	2.7	231-1	507	393	6	239	1459	13.1



KARYN KARLIN'S CAREER STATS

YEAR	GP-GS	FG-FGA	PCT.	3P-3PA	PCT.	FT-FTA	PCT.	REB	RPG	PF-DQ	A	TO	BK	ST	PTS	PPG
96-97	28-25	121-244	.496	1-4	.250	76-102	.745	193	6.9	65-0	37	39	35	55	319	11.4
97-98	33-33	198-411	.482	0-0	.000	105-143	.734	181	5.5	83-1	35	65	24	49	501	15.2
98-99	18-18	109-232	.470	0-3	.000	70-93	.753	113	6.3	47-1	13	45	10	24	288	16.0
99-00	32-26	125-293	.427	1-3	.333	82-115	.713	160	5.0	78-0	36	55	10	47	333	10.4
TOTAL	111-102	553-1180	.469	2-10	.200	333-453	.735	647	5.8	273-2	121	204	79	175	1441	13.0

RECORDS - 1,000 POINT CLUB



TRACY WEBB'S CAREER STATS

CAREER STEALS LEADER

YEAR	GP-GS	FG-FGA	PCT.	3P-3PA	PCT.	FT-FTA	PCT.	REB	RPG	PF-DQ	A	TO	BK	ST	PTS	PPG
83-84	27-5	69-158	.437	—	—	75-109	.688	59	2.2	86-4	61	96	4	51	213	7.9
84-85	28-27	127-264	.481	—	—	102-142	.718	96	3.4	79-6	104	126	1	68	356	12.7
85-86	30-29	148-353	.419	—	—	91-130	.700	117	3.9	87-5	86	98	1	79	327	12.6
86-87	32-30	165-358	.461	1-7	.143	116-145	.800	116	3.6	73-5	173	135	0	95	447	14.0
TOTAL	117-91	509-1133	.449	1-7	.143	384-526	.730	388	3.3	325-20	424	455	6	293	1343	11.5



DANA CHERRY'S CAREER STATS

YEAR	GP-GS	FG-FGA	PCT.	3P-3PA	PCT.	FT-FTA	PCT.	REB	RPG	PF-DQ	A	TO	BK	ST	PTS	PPG
99-00	32-12	96-210	.457	4-7	.571	45-60	.750	118	3.7	68-2	34	89	8	29	241	7.5
00-01	33-26	137-293	.468	2-8	.250	62-84	.738	127	3.9	82-0	36	63	3	23	338	10.2
01-02	32-28	162-345	.470	1-2	.500	93-127	.732	153	4.8	73-0	43	62	9	32	418	13.1
02-03	33-29	148-364	.407	3-8	.375	93-125	.744	165	5.0	61-1	53	80	5	43	392	11.9
TOTAL	130-95	543-1212	.448	10-25	.400	293-396	.740	563	4.3	284	166	141	25	127	1389	10.7



SYTIA MESSER'S CAREER STATS

YEAR	GP-GS	FG-FGA	PCT.	3P-3PA	PCT.	FT-FTA	PCT.	REB	RPG	PF-DQ	A	TO	BK	ST	PTS	PPG
95-96	34-14	102-290	.352	26-100	.260	64-99	.647	177	5.2	65-2	39	90	6	45	294	8.7
96-97	28-24	94-259	.363	22-97	.227	58-83	.699	123	4.4	65-0	40	50	4	60	268	9.6
97-98	33-32	140-354	.396	37-121	.306	97-137	.708	141	4.3	93-4	78	94	10	39	414	12.6
98-99	33-26	133-341	.390	27-94	.287	110-139	.791	162	4.9	93-2	51	85	4	34	403	12.2
TOTAL	128-96	469-1244	.377	112-412	.272	329-458	.718	603	4.7	316-8	208	319	24	178	1379	10.8



INDIA LEWIS' CAREER STATS

CAREER 3PT ATT. LEADER

YEAR	GP-GS	FG-FGA	PCT.	3P-3PA	PCT.	FT-FTA	PCT.	REB	RPG	PF-DQ	A	TO	BK	ST	PTS	PPG
99-00	32-2	85-211	.403	66-166	.398	39-53	.736	58	1.8	49-0	88	75	2	44	275	8.6
00-01	23-2	44-138	.319	36-116	.310	19-23	.826	39	1.7	18-0	46	33	0	26	143	6.2
01-02	32-30	148-401	.368	89-271	.328	62-74	.838	82	2.6	70-3	73	57	6	72	447	14.0
02-03	33-33	137-369	.371	76-234	.325	93-109	.853	91	2.8	51-1	69	49	1	68	443	13.4
TOTAL	119-67	414-1119	.370	267-787	.339	213-259	.822	270	2.3	188-4	276	214	9	117	1308	11.0



JULIET JACKSON'S CAREER STATS

YEAR	GP-GS	FG-FGA	PCT.	3P-3PA	PCT.	FT-FTA	PCT.	REB	RPG	PF-DQ	A	TO	BK	ST	PTS	PPG
86-87	32-4	74-179	.413	1-6	.167	21-34	.618	50	1.6	47-1	49	63	0	39	170	5.3
87-88	28-21	97-225	.431	3-14	.216	36-62	.581	63	2.3	57-1	77	83	1	61	233	8.3
88-89	30-29	171-335	.510	4-8	.500	45-74	.608	95	3.2	66-2	90	79	1	56	403	13.4
89-90	30-26	158-389	.406	4-19	.211	87-115	.757	114	3.8	97-7	97	59	0	39	407	13.6
TOTAL	120-80	500-1128	.443	12-47	.255	189-285	.663	322	2.7	267-11	313	284	2	195	1,213	10.1



AMBER NICHOLAS' CAREER STATS

CAREER FT PCT./3PT PCT. LEADER

YEAR	GP-GS	FG-FGA	PCT.	3P-3PA	PCT.	FT-FTA	PCT.	REB	RPG	PF-DQ	A	TO	BK	ST	PTS	PPG
88-89	30-3	79-178	.444	18-46	.391	26-31	.839	61	2.0	63-0	99	61	1	29	202	6.7
89-90	30-30	128-292	.438	31-71	.437	46-53	.868	131	4.4	69-4	169	116	3	67	333	11.1
90-91	32-32	152-308	.494	41-86	.477	53-66	.803	118	3.7	56-1	180	96	1	58	398	12.4
91-92	25-25	98-255	.384	31-88	.352	49-56	.875	118	4.7	60-2	89	100	1	66	276	11.0
TOTAL	117-90	457-1033	.442	121-291	.416	174-206	.845	428	3.7	248-7	537	373	5	220	1209	10.3



STEPHANIE BLOOMER'S CAREER STATS

YEAR	GP-GS	FG-FGA	PCT.	3P-3PA	PCT.	FT-FTA	PCT.	REB	RPG	PF-DQ	A	TO	BK	ST	PTS	PPG
91-92	25-14	75-170	.441	0-2	.000	54-82	.659	144	5.8	77-5	26	37	27	25	204	8.2
92-93	27-21	94-204	.461	0-2	.000	58-84	.691	168	6.2	74-4	33	70	31	36	246	9.1
93-94	24-18	102-208	.490	0-0	.000	88-132	.667	154	6.4	76-5	30	52	35	41	292	12.2
94-95	29-27	148-284	.521	1-7	.143	120-156	.769	225	7.8	84-3	55	87	33	44	417	14.4
TOTAL	105/80	419-866	.484	1-11	.091	320-545	.587	691	6.6	311-17	139	246	126	146	1159	11.0



AMANDA HOLLEY'S CAREER STATS

YEAR	GP-GS	FG-FGA	PCT.	3P-3PA	PCT.	FT-FTA	PCT.	REB	RPG	PF-DQ	A	TO	BK	ST	PTS	PPG
81-82	36-33	123-292	.421	—	—	63-104	.606	242	6.7	117-5	15	66	55	43	309	8.6
82-83	29-28	183-344	.532	—	—	68-92	.739	212	7.3	96-1	28	69	50	49	434	15.0
83-84	29-28	171-318	.538	—	—	69-97	.711	229	7.9	84-1	44	65	42	46	411	14.2
TOTAL	94-89	477-954	.500	—	—	200-293	.683	683	7.3	297-7	87	200	147	138	1,154	12.3

RECORDS - 1,000 POINT CLUB



MONICA BROWN'S CAREER STATS

YEAR	GP-GS	FG-FGA	PCT.	3P-3PA	PCT.	FT-FTA	PCT.	REB	RPG	PF-DQ	A	TO	BK	ST	PTS	PPG
83-84	23-10	58-112	.518	—	—	19-31	.613	94	4.1	46-2	11	13	4	9	140	5.0
84-85	25-24	111-224	.496	—	—	43-70	.614	162	6.5	47-1	N/A	14	4	15	265	10.6
85-86	20-18	118-217	.544	—	—	42-59	.712	181	6.0	28-0	19	17	3	35	278	13.9
86-87	32-32	176-336	.524	—	—	91-122	.746	252	7.9	62-1	36	60	13	31	443	13.8
TOTAL	100-84	463-889	.521	—	—	195-282	.691	689	6.9	183-4	66 (inc.)	104	24	90	1126	11.26



CHERYL ORCHOLSKI'S CAREER STATS

YEAR	GP-GS	FG-FGA	PCT.	3P-3PA	PCT.	FT-FTA	PCT.	REB	RPG	PF-DQ	A	TO	BK	ST	PTS	PPG
80-81	29-13	141-310	.455	—	—	37-46	.804	319	11.0	75-2	45	109	1	47	319	11.0
81-82	36-36	131-292	.449	—	—	79-97	.814	234	6.5	115-6	99	147	2	62	455	12.6
82-83	29-28	101-213	.474	—	—	56-74	.757	76	2.6	67-1	101	131	2	29	258	8.9
83-84	29-25	72-165	.436	—	—	49-58	.845	48	1.7	52-3	78	114	0	30	207	7.1
TOTAL	123-102	445-980	.454	—	—	221-275	.804	667	5.5	309-12	323	501	5	168	1239	10.1



KELLY JOHNSON'S CAREER STATS

YEAR	GP-GS	FG-FGA	PCT.	3P-3PA	PCT.	FT-FTA	PCT.	REB	RPG	PF-DQ	A	TO	BK	ST	PTS	PPG
92-93	20-1	44-81	.543	0-1	.000	30-37	.811	76	2.8	61-5	25	74	3	28	118	5.9
93-94	29-25	119-220	.541	0-1	.000	59-74	.797	144	5.0	57-0	44	77	7	33	297	10.2
94-95	30-29	117-307	.488	0-5	.000	75-91	.824	173	5.8	63-2	42	64	3	31	351	11.7
95-96	34-32	139-310	.448	2-9	.222	63-77	.818	165	4.9	70-2	59	171	10	49	343	10.1
TOTAL	113-87	419-918	.456	2-16	.125	227-279	.813	558	4.9	251-9	170	386	23	141	1109	9.8



BLAIR SAVAGE'S CAREER STATS

YEAR	GP-GS	FG-FGA	PCT.	3P-3PA	PCT.	FT-FTA	PCT.	REB	RPG	PF-DQ	A	TO	BK	ST	PTS	PPG
89-90	30-17	120-235	.511	0-0	.000	23-40	.575	167	5.6	68-3	67	72	12	29	263	8.8
90-91	32-25	155-297	.522	0-0	.000	46-70	.657	217	6.8	81-2	78	71	10	38	356	11.1
91-92	25-22	108-212	.509	0-1	.000	27-53	.509	139	5.6	47-0	33	62	5	27	243	9.7
92-93	27-27	89-182	.489	1-2	.500	31-45	.689	152	5.6	66-2	55	71	19	22	210	7.8
TOTAL	114-91	472-926	.510	1-3	.250	127-208	.610	675	5.9	257-7	233	126	46	116	1072	9.4



SARAH PFEIFER'S CAREER STATS

YEAR	GP-GS	FG-FGA	PCT.	3P-3PA	PCT.	FT-FTA	PCT.	REB	RPG	PF-DQ	A	TO	BK	ST	PTS	PPG
02-03	29-6	43-86	.500	1-1	1.000	30-47	.638	87	3.0	50-1	18	31	10	16	117	4.0
03-04	3-3	8-17	.471	0-0	.000	4-8	.500	8	2.7	5-0	1	1	2	3	20	6.7
04-05	31-17	147-330	.446	0-0	.000	89-126	.706	147	4.7	83-3	32	50	22	36	383	12.4
05-06	Redshirt due to injury															
06-07	31-14	98-255	.384	0-4	.000	55-68	.809	112	3.6	84-6	32	49	14	24	251	8.1
07-08	30-14	104-265	.392	23-82	.280	54-78	.692	211	4.9	80-3	55	58	24	17	285	9.5
TOTAL	124-54	400-953	.415	24-87	.276	232-327	.709	565	4.5	301-13	138	189	72	96	1056	8.5



KIM BUNGE'S CAREER STATS

YEAR	GP-GS	FG-FGA	PCT.	3P-3PA	PCT.	FT-FTA	PCT.	REB	RPG	PF-DQ	A	TO	BK	ST	PTS	PPG
79-80	23-0	47-96	.489	—	—	30-43	.697	102	4.4	58-1	7	35	23	11	124	5.4
80-81	26-15	99-222	.446	—	—	78-119	.855	183	6.3	77-3	14	53	38	21	262	10.1
81-82	36-35	160-328	.488	—	—	135-189	.714	234	6.5	115-6	19	86	39	40	455	12.6
82-83	29-24	80-173	.462	—	—	46-76	.605	133	4.6	76-3	20	48	16	15	206	7.1
TOTAL	114-74	386-619	.624	—	—	289-427	.677	652	5.7	326-13	60	222	116	67	1047	9.2



LONNIYA BRAGG'S CAREER STATS

YEAR	GP-GS	FG-FGA	PCT.	3P-3PA	PCT.	FT-FTA	PCT.	REB	RPG	PF-DQ	A	TO	BK	ST	PTS	PPG
97-98	31-3	25-57	.439	0-0	.000	14-30	.467	65	2.1	30-0	5	18	3	17	64	2.1
98-99	34-29	115-204	.564	0-2	.000	67-100	.670	168	4.9	80-3	14	61	11	27	297	8.7
99-00	31-27	127-214	.594	0-0	.000	62-97	.639	204	6.6	80-2	30	76	16	38	316	10.2
00-01	33-32	138-252	.548	0-0	.000	83-128	.648	221	6.7	87-2	36	78	23	39	359	10.9
TOTAL	129-91	405-727	.557	0-2	.000	226-355	.637	658	5.1	277-7	85	233	53	121	1036	8.0

RECORD HOLDERS



AMY WRIGHT'S CAREER STATS

YEAR	GP-GS	FG-FGA	PCT.	3P-3PA	PCT.	FT-FTA	PCT.	REB	RPG	PF-DQ	A	TO	BK	ST	PTS	PPG
98-99	34-33	41-115	.357	7-35	.200	42-65	.646	62	1.8	81-2	172	113	5	38	131	3.9
99-00	32-30	47-123	.382	10-31	.323	40-59	.678	50	1.6	82-2	142	109	4	36	144	4.5
00-01	33-31	84-184	.457	9-30	.300	62-102	.608	106	3.2	75-0	198	124	12	54	239	7.2
01-02	32-31	64-196	.327	7-33	.212	76-117	.650	99	3.1	66-0	205	101	6	66	211	6.6
TOTAL	131-125	236-618	.382	33-129	.256	220-343	.641	317	2.4	304-4	717	447	27	194	725	5.5

CAREER ASSISTS LEADER



LAUREN ERVIN'S CAREER STATS

YEAR	GP-GS	FG-FGA	PCT.	3P-3PA	PCT.	FT-FTA	PCT.	REB	RPG	PF-DQ	A	TO	BK	ST	PTS	PPG
2006-07	31-31	158-279	.566	1-4	.250	78-107	.729	319	10.3	69-0	47	52	76	37	395	12.7
2007-08	16-16	99-186	.532	13-35	.371	45-55	.818	176	11.0	33-0	43	34	27	22	256	16.0
TOTAL	47-47	257-465	.553	14-39	.359	123-162	.759	495	10.5	102-0	90	86	103	59	651	13.9

CAREER REBOUNDING AVE. LEADER



Lyndsay Harris is a player to watch. She has a .317 career three-point shooting percentage and ranks 10th all-time.




C'eira Ricketts is a player to watch. Ricketts has 300 career rebounds and should move into the top 30 this year.




Sarah Watkins is a player to watch. She has 40 career blocked shots and should move into the top 10 soon.


ARKANSAS ALL-AMERICANS



**SHAMEKA
CHRISTON**



**CHRISTY
SMITH**



**SHELLY
WALLACE**

ASSOCIATED PRESS ALL-AMERICA

- 2003-04 Shameka Christon, Third Team
- 1997-98 Christy Smith, honorable mention
- 1996-97 Christy Smith, honorable mention
- 1995-96 Christy Smith, honorable mention
- 1994-95 Christy Smith, honorable mention

KODAK ALL-AMERICA HONORS

- 2003-04 Shameka Christon, honorable mention all-America; All-District III
- 1990-91 Delmonica DeHorney, All-America; All-District VI
- 1988-89 Shelly Wallace, honorable mention All-America; All-District VI

OTHER ALL-AMERICA HONORS

- 2008-09 C'eira Ricketts, Second Team
(Full Court Press Freshman All-America team)
- 2003-04 Shameka Christon
(Wooden Award All-American; finalist, Wade Trophy and Naismith awards; Street & Smith's high honorable mention preseason All-America; Wooden Award preseason All-America)
- 2002-03 Shameka Christon
(Street & Smith's high honorable mention preseason all-America; Basketball Times honorable mention All-America; Women's Basketball News Service All-America)
- 2001-02 Shameka Christon
(Street & Smith's honorable mention preseason all-America; Basketball Times, honorable mention All-America)
Amy Wright
(Women's Basketball News Service preseason)
- 1998-99 Karyn Karlin
(Women's Basketball News Service All-American, 2nd team)
- 1997-98 Christy Smith
(Women's Basketball News Service All-American, 2nd team; WBNS preseason All-American)
Karyn Karlin
(Women's Basketball News Service All-American, 3rd team)
- 1996-97 Christy Smith
(Women's BB News Service; Athlon Sports, Lindy's, 2nd team preseason All-American)


- 1995-96 Christy Smith
(ESPN Basketball Top 5; Women's Basketball News Service, 2nd team preseason All-America)
Sytia Messer & Shaka Massey
(PRIME Network Freshman All-America)
- 1994-95 Christy Smith
(Women's Basketball News Service, 2nd team; WBNS Freshman All-America, 1st team)
Kimberly Wilson & Stephanie Bloomer
(Women's Basketball News Service, preseason all-America)
- 1990-91 Delmonica DeHorney
(USA TODAY top 15; Street & Smith's, 1st team; Dick Vitale's Basketball, 2nd team)
Amber Nicholas (Street & Smith's BB Yearbook, honorable mention).
- 1988-89 Shelly Wallace
(American Women's Sports Federation, 2nd team; Street & Smith's, honorable mention)
- 1987-88 Delmonica DeHorney
(American Women's Sports Federation, Freshman All-America Team)
- 1985-86 Lanell Dawson
(American Women's Sports Federation, Freshman All-America Team; Women's Basketball Yearbook Freshman All-America, honorable mention)

COSIDA ACADEMIC ALL-AMERICA

- 2007-08 Sarah Pfeifer, national ballot
- 2006-07 Sarah Pfeifer, national ballot
- 2005-06 Kristin Peoples, 3rd Team
- 2004-05 Kristin Peoples, national ballot
- 1990-91 Amber Nicholas, 2nd Team
- 1989-90 Amber Nicholas, 3rd Team

COSIDA ACADEMIC ALL-DISTRICT

- 2007-08 Sarah Pfeifer, 1st Team
Brittney Vaughn, 2nd Team
- 2006-07 Sarah Pfeifer, 1st Team
- 2005-06 Kristin Peoples, 1st Team
- 2004-05 Kristin Peoples, 1st Team
Sarah Pfeifer, 2nd Team
- 1990-91 Amber Nicholas, 1st Team
Sally Moore, 2nd Team



**DELMONICA
DeHORNEY**



**AMBER
NICHOLAS**

ALL-SOUTHEASTERN CONFERENCE

The All-Southeastern Conference team is selected by the league coaches and has changed twice in the recent seasons. Since the league's inception, the team was composed of a first- and second-team of 10 players each. In 2003, only 10 players -- five first, five second -- were selected. In 2004, 16 players -- eight first and eight second -- were chosen, the format which continues today. Five freshmen are chosen to the all-freshman team (with the exception of 1999). In addition, the academic team for the SEC, the SEC Academic Honor Roll, is chosen each season. After 2001, the honor roll is one year out of sequence to allow seniors to earn fourth-year honors. Recent additions to the team structure were made in 2003 with the Community Service Team, 2004 with Scholar-Athlete of the Year and Defensive Player of the Year, 2006 saw the first Freshmen of the Week and 2008 a five-player all-defensive team.

2010

C'eira Ricketts, Preseason Second Team (media)
C'eira Ricketts, Preseason First Team (coaches)
Ashlea Williams, Community Service Team

2009

C'eira Ricketts, Co-Freshman of the Year
C'eira Ricketts, Second Team
Charity Ford, Community Service Team
Lyndsay Harris, Freshman All-SEC
Lyndsay Harris, Freshman Academic Honor Roll
Charity Ford, Sixth Player of the Year
Ayanna Brereton, Academic Honor Roll
Brittney Richardson, Academic Honor Roll
Ashlea Williams, Academic Honor Roll

2008

Brittney Vaughn, All-Defense Team
Sarah Pfeifer, Academic Honor Roll
Brittney Vaughn, Academic Honor Roll

2007

Lauren Ervin, Second Team
Sarah Pfeifer, Scholar-Athlete of the Year
Sarah Pfeifer, Community Service Team
Leslie Howard, Academic Honor Roll
Sarah Pfeifer, Academic Honor Roll
Brittney Vaughn, Academic Honor Roll

2006

Rochelle Vaughn, Community Service Team
Kristin Peoples, Academic Honor Roll
Melissa Hobbs, Academic Honor Roll
Brittney Vaughn, Academic Honor Roll

2005

Sarah Pfeifer, Scholar-Athlete of the Year
Sarah Pfeifer, Community Service Team
Sarah Pfeifer, Academic Honor Roll
April Seggebruch, Academic Honor Roll
Rochelle Vaughn, Academic Honor Roll
Kristin Peoples, Academic Honor Roll
Melissa Hobbs, Academic Honor Roll
Adrienne Bush, Academic Honor Roll

2004

Shameka Christon, Player of the Year & First Team
Kristin Peoples, Freshman All-SEC & Academic Honor Roll
Shanna Harmon, Good Works Team
Sarah Pfeifer, Academic Honor Roll
April Seggebruch, Academic Honor Roll
Rochelle Vaughn, Academic Honor Roll

2003

Shameka Christon, Second Team, Good Works
Ruby Vaden, Freshman All-SEC
India Lewis, Academic Honor Roll
Shanna Harmon, Academic Honor Roll

2002

Shameka Christon, Second Team
Dana Cherry, Second Team
Celia Anderson, Academic Honor Roll
Wendi Willits, Academic Honor Roll
Shanna Harmon, Academic Honor Roll

2001

Shameka Christon, Freshman All-SEC
Wendi Willits, Academic Honor Roll
Celia Anderson, Academic Honor Roll

2000

Wendi Willits, Second Team
Celia Anderson, Academic Honor Roll
Karyn Karlin, Academic Honor Roll
Brandi Whitehead, Academic Honor Roll
Wendi Willits, Academic Honor Roll
Amy Wright, Academic Honor Roll

1999

Karyn Karlin, Second Team
Karyn Karlin, Academic Honor Roll
Wendi Willits, Academic Honor Roll

1998

Christy Smith, First Team
Karyn Karlin, Second Team
Karyn Karlin, Academic Honor Roll
Carrie Satterfield, Academic Honor Roll
Christy Smith, Academic Honor Roll
Tiffany Wright, Academic Honor Roll

1997

Christy Smith, Second Team
Kimberly Wilson, Second Team
Karyn Karlin, SEC Freshman of the Year & Freshman All-SEC
Kimberly Wilson, Academic Honor Roll
Christy Smith, Academic Honor Roll
Shaka Massey, Academic Honor Roll
Carrie Parker, Academic Honor Roll
Taqueta Roberson, Academic Honor Roll
Tiffany Wright, Academic Honor Roll

1996

Kimberly Wilson, Second Team
Shaka Massey, Freshman All-SEC
Sytia Messer, Freshman All-SEC
Christy Smith, Academic Honor Roll

1995

Christy Smith, Freshman of the Year, Second Team; Consensus All-Freshman Team
Kimberly Wilson, Second Team
Stephanie Bloomer, Second Team

1994

Kimberly Wilson, Freshman All-SEC

1993

Angela Davis, Academic Honor Roll
Blair Savage, Academic Honor Roll

1992

Amber Nicholas, Academic Honor Roll
Blair Savage, Academic Honor Roll

ALL-SEC TOURNAMENT

2003 Shameka Christon
2002 Shameka Christon

SEC PLAYER OF THE WEEK

2010 Quistelle Williams, Feb. 15 (freshman)
2009 C'eira Ricketts, Five Times (freshman)*
Charity Ford, Feb. 20
2008 Lauren Ervin, Dec. 5 & Dec. 31
2007 Brittney Vaughn, Dec. 18
Donica Cosby, Nov. 27 (freshman)
2006 Whitney Jones, Dec. 1 (freshman)
2004 Shameka Christon, Jan. 19, Feb. 9 (co)
2003 Shameka Christon, Jan. 20
India Lewis, Dec. 2, 2002
2001 Wendi Willits, Jan. 25
2000 Karyn Karlin, Feb. 7
Dana Cherry, Dec. 13, 1999
1998 Christy Smith, Jan. 12
1995 Christy Smith, Jan. 30
1994 Kimberly Wilson, Rookie of the Week
1992 Sha Hopson, Jan. 16

*Ties SEC Record




ASSOCIATED PRESS ALL-SOUTHEASTERN CONFERENCE

Starting with the 1998 season, the Associated Press women's basketball writers voted All-Southeastern Conference team.
2009 C'eira Ricketts, Honorable Mention
2008 Brittney Vaughn, Honorable Mention
2004 Shameka Christon, Player of the Year & First Team
2003 Shameka Christon, Second Team
India Lewis, Third Team
2002 Shameka Christon, Dana Cherry, Honorable Mention
2001 Wendi Willits, Third Team
1999 Karyn Karlin, Second Team
1998 Christy Smith, First Team

SEC LEGENDS

2001	Christy Smith
2002	Wendi Willits
2003	Amber Shirey
2004	Christy Smith Flowers
2005	Tracy Webb Rice
2006	Bettye Fiscus Dickey
2007	Kimberly Wilson Jenkins
2008	Shelley Wallace
2009	Lisa Sparks Walker, track and field
2010	Shameka Christon



Even though she was one of the most prolific assist-makers at Arkansas, leading the SEC her junior season, Brittney Vaughn had the distinction of being the first Razorback women's basketball player named to the SEC All-Defense team. She led Arkansas in steals for three-consecutive seasons, and was voted by the league's 12 coaches to the defensive squad as a senior in 2008. Her top season for both steals (71) and assists (176) was her junior campaign in 2006-07.

ALL-SOUTHWEST CONFERENCE

The All-Southwest Conference team selected by the league coaches was composed of five players from 1983-86. Starting in 1987, two five-player teams were chosen. In 1988, an academic team, co-sponsored by GTE, was started.

1991

Delmonica DeHorney, 1st Team, Player of the Year
Amber Nicholas, 1st Team, Academic Team
Blair Savage, 2nd Team
Sha Hopson, All-Newcomer Team

1990

Delmonica DeHorney, 1st Team,
Player of the Year
Juliet Jackson, 2nd Team
Amber Nicholas, 2nd Team, Acad. Team
Sue Pack, Academic Team
John Sutherland, Coach of the Year

1989

Shelly Wallace, 1st Team
Juliet Jackson, 2nd Team
John Sutherland, Coach of the Year

1988

Shelly Wallace, 1st Team
Delmonica DeHorney, 2nd Team,
Newcomer of the Year
Cindy Daley, Academic Team

1987

Tracy Webb, 1st Team
Monica Brown, 2nd Team

1986

John Sutherland, Coach of the Year

1985

Bettye Fiscus

1984

Amanda Holley

1983

Bettye Fiscus

1982

Bettye Fiscus, Kim Bunge

ALL-SWC TOURNAMENT

1991 Amber Nicholas, MVP

Delmonica DeHorney, Sha Hopson

1989 Shelly Wallace, Lisa Martin

1987 Tracy Webb, Bronwyn Wynn

1985 Bettye Fiscus

1984 Amanda Holley

1983 Bettye Fiscus

SWC PLAYER OF THE WEEK

Player of the Week honors started in 1986-87.

1991 Delmonica DeHorney, Jan. 14, Feb. 21

Blair Savage, Dec. 17

1990 Delmonica DeHorney, Jan. 9, Feb. 6 (co-player), Feb. 27

Amber Nicholas, Feb. 13 (co-player)

Blair Savage, Jan. 23

1989 Shelly Wallace, Dec. 13, Dec. 20, Feb. 21

1988 Shelly Wallace, Feb. 16, Feb. 23, Mar. 7

1987 Bronwyn Wynn, Jan. 27

Tracy Webb, Feb. 17

Monica Brown, Feb. 24

SWC ALL-DECADE TEAM

Selected on the 10th anniversary of women's championships in the Southwest Conference.

First Team

Delmonica DeHorney


Second Team

Bettye Fiscus

Shelly Wallace




NCAA WOMAN OF THE YEAR



AMBER
NICHOLAS

1992 State Winner



BLAIR
SAVAGE

1993 State Winner



CHRISTY
SMITH

1998 State Winner

Started in 1991 to recognize female athletes, the NCAA Woman of the Year program showcases individuals who have been standouts in athletics, academics and community service.

The Razorback women's basketball team has three university and statewide selections in the NCAA Woman of the Year program.

The University of Arkansas has produced 10 of the first 11 Women of the Year for the state, including the first top 10 national finalist for the state of Arkansas -- track and field All-American Jessica Dailey.

Each NCAA member institution selects its university-wide Woman of the Year. Those nominations are forwarded to the state level where a panel of journalists and NCAA officials vote to select a representative for the state at the national level. These 51 state Women of the Year are honored at the NCAA Woman of the Year banquet where a top 10 and a single national Woman of the Year are chosen.

OTHER RAZORBACK HONORS

NCAA WOMAN OF THE YEAR

Christy Smith, 1998
State of Arkansas and National Finalist
Blair Savage, 1993
State of Arkansas and National Finalist
Amber Nicholas, 1992
State of Arkansas and National Finalist

NCAA POSTGRADUATE SCHOLARSHIP

Amber Nicholas, 1992-93

WADE TROPHY

Shameka Christon, 2004 finalist
Amber Nicholas, 1992 nominee
Delmonica DeHorney, 1991 finalist
Bettye Fiscus, 1985 finalist

NAISMITH AWARD

Shameka Christon, 2003 ballot, 2004 finalist
Christy Smith, 1997 ballot
Christy Smith, 1996 finalist
Delmonica DeHorney, 1991 finalist

WOODEN AWARD

Shameka Christon, 2004 finalist

ED STEITZ AWARD

Wendi Willits, 1999

ESPN THREE-POINT CONTEST

Wendi Willits, 2001

SPORTS ILLUSTRATED PLAYER OF THE WEEK

Delmonica DeHorney, March 1, 1990

NATIONAL COACH OF THE YEAR

Gary Blair, Basketball Times, 1995
Women's BB News Service, 1995

USA BASKETBALL TEAM TRIALS

C'eira Ricketts, 2009
Shameka Christon, 2009
Ruby Vaden, 2003
Danielle Allen, 2003
Shameka Christon, 2001, 2002
Christy Smith, 1997
Shaka Massey, 1996

USA JUNIOR NATIONAL TEAM

Shameka Christon, 2001 (FIBA Jr World Bronze Medal)

USA YOUNG WOMEN'S TEAM

Ruby Vaden, 2003 team alternate
Shameka Christon, 2002 (COPABA Gold Medal)

WORLD UNIVERSITY GAMES

Christy Smith, 1997, Gold Medalist

JONES CUP

Gary Blair, 1996, Assistant Coach

OLYMPIC FESTIVAL TEAM

Gary Blair, 1996, North team,
head coach
Christy Smith, 1995, North team
Sha Hopson, 1991, South team

US SELECT TEAM TRIALS

Marsha Lackey-Vining, 1978
Debbie Roe, 1978
Shameka Christon, 2009

BELL ATLANTIC SCHOLAR-ATHLETE AWARD

Amber Nicholas, 1990

ENTERGY POSTGRADUATE SCHOLARSHIP

Blair Savage, 1993

WBCA ROBIN ROBERTS AWARD

Brittney Vaughn, 2008

WBCA/HONDA ALL-STAR CHALLENGE

Christy Smith, 1998 (Selected, did not play due to F4)

ATHLETES IN ACTION (COLLEGE)

Sytia Messer, 1997 (Europe)
Kimberly Wilson, 1995 (Africa)
Cheryl Orcholski, 1983 (S. America)
John Sutherland, 1983 (Asst. Coach, Asia)

ATHLETES IN ACTION (PRO)

Karyn Karlin, 2000 & 2001
(USA Tour Team)
Christy Smith, 2000, 1998 (USA Tour Team)
Sytia Messer, 1999 (USA Tour Team)

ATHLETIC INT'L MINISTRIES

Karyn Karlin, 1999, Collegiate Athlete of the Year
Christy Smith, 1998, Collegiate Athlete of the Year

WNBA CAMP

Lauren Ervin, 2009
Brittney Vaughn, 2008
Shameka Christon, 2004
Amy Wright, 2002
Wendi Willits, 2001
Karyn Karlin, 2000
Christy Smith, 1998
Kimberly Wilson, 1997

U19 WORLD CHAMPIONSHIP

C'eira Ricketts, 2009

RAZORBACKS IN THE PROS

Celia Anderson
Alexander the Great (Greece), 2001

Lonniya Bragg
Atlanta Flame (WBCBL), 2006 [MVP, 2006]
Sundsvall Saints (Sweden), 2008

Dana Cherry
Charlotte Sting (WNBA) [23rd pick overall; 2nd rd, 2003 draft]

Treva Christensen
Insolo (Finland), 2002

Shameka Christon
New York Liberty (WNBA), 2004-present
(5th pick overall; 1st round, 2004 draft, WNBA All-Star Team, 2009)
Rivas Futura (Spain) 2006
Elizur Ramla (Israel D. I), 2004-05
Hondarribia-Irun (Spain), 2008
Orenburg (Russia), 2009

Delmonica DeHorney
Japan Air Lines, 1991

Lauren Ervin
Connecticut Sun (WNBA), 2008-09
(37th pick overall, 3rd round, 2008 draft)
Sundsvall Saints (Sweden) 2009

Karyn Karlin
Birmingham Power (ABL), 2002
Miami Sol (WNBA), 2002 camp
BC Nokia (Finland), 2001
Calais (France), 2001

India Lewis
BL Levy (Holland), 2004

Shaka Massey
Charlotte Sting (WNBA), 2000
(59th pick overall; 4th round, 2000 draft)

Cheryl Orcholski
Columbus Minks (WBA), 1984 [40th pick of 1984 draft]

Christy Smith
Charlotte Sting (WNBA), 1998 & 1999
(17th pick overall; 2nd round, 1998 draft)

Brittney Vaughn
Minnesota Lynx (WNBA), 2008
Visby (Sweden), 2008-09

Rochelle Vaughn
Dallas Lady Diesel (WBCBL), 2006
Russia, 2008-09

Wendi Willits
Los Angeles Sparks (WNBA), 2001 (Free agent)

Amy Wright
Detroit Shock (WNBA), 2002 camp

ALL-TOURNAMENT TEAM SELECTIONS



Bettye Fiscus (back row standing at left) is the first Razorback women's basketball player to earn all-tournament. This is the all-tournament team from one of the great women's basketball tournaments of the early era, the Northern Lights Invitational hosted by University of Alaska-Anchorage.

CONFERENCE, NATIONAL LEADERS

Individual -- NCAA Division I

1995 Christy Smith, free throw % 89.9%

Team -- NCAA Division I

1991 Field Goal Pct. 52.3%

Individual -- SEC

2004 Shameka Christon, scoring 611 pts/21.8 ppg

2002 India Lewis, 3pt made 89/2.8 per

1999 Wendi Willits, 3pt % 46.0%

Wendi Willits, 3pt made 104/3.2 per

1996 Kimberly Wilson, 3pt % 46.4%

1995 Christy Smith, free throw % 89.9%

Team -- SEC

2005 Steals 833/12.52 per

2000 3-Point Pct. 38.2%

1996 3-Point Pct. Defense 28.1%

1995 Free Throw Pct. 77.0%

1993 3-Point Pct. Defense 23.9%

2008-09 Commerce Bank Wildcat Classic
Whitney Jones, C'eira Ricketts, all-tournament
Junkanoo Jam
Lyndsay Harris, all-tournament

2007-08 UTSA Thanksgiving Classic
Whitney Jones, Lauren Ervin, all-tournament
Blue Sky Holiday Classic (Dartmouth)
Lauren Ervin, MVP
Brittney Vaughn, all-tournament

2006-07 Hawaiian Airlines Rainbow Wahine Classic
Donica Cosby, all-tournament

2005-06 Florida International Holiday Classic
Kristin Moore, Rochelle Vaughn, all-tournament

2004-05 Flint Hills Resources Holiday Classic
Kristin Peoples, all-tournament

2003-04 LMU Thanksgiving Classic
Shameka Christon, MVP;
Rochelle Vaughn, all-tournament

2002-03 Paradise Jam
India Lewis, Shameka Christon, all-tournament
Gene Hackerman (Rice)
India Lewis, MVP
Shameka Christon, all-tournament

2000-01 Rainbow Wahine Invitational
Wendi Willits, Lonniya Bragg, all-tournament

1999-2000 Princeton Invitational
India Lewis, all-tourn.; Wendi Willits, MVP

1998-99 Four in the Fall (WBCA)
Karyn Karlin, all-tournament
Arkansas Invitational
Wendi Willits, all-tourn.; Karyn Karlin, MVP
Lady Griz Holiday Classic (Montana)
Kamara Stancle, all-tourn.; Karyn Karlin, MVP
Women's NIT
Sytia Messer, all-tourn.; Lonniya Bragg, MVP

1997-98 Arkansas Dial Classic VII
Sytia Messer, all-tourn.; Karyn Karlin, MVP

NCAA West Regional
Christy Smith, Treva Christensen, all-tourn.
Sytia Messer, MVP

1996-97 Kona Classic
Karyn Karlin, Sytia Messer, all-tournament
Arkansas Dial Classic VI
Kim Wilson, Shaka Massey, all-tourn.;
Christy Smith, MVP

1995-96 Women's Pre-Season NIT
Christy Smith, Kimberly Wilson, all-tournament
Arkansas Dial Classic V
Kimberly Wilson, Kelly Johnson, all-tourn.;
Christy Smith, MVP
Dr. Pepper Holiday Classic (Baylor)
Kimberly Wilson, all-tourn.; Kelly Johnson,
Hustle award; Christy Smith, MVP
National Women's Inv. Tournament
Kimberly Wilson, all-tournament

1994-95 United States Olympic Festival
Christy Smith, all-tournament
Seven-Up/Desert Classic (UNLV)
Stephanie Bloomer, all-tournament
Kimberly Wilson, all-tournament & MVP
Arkansas Dial Classic IV
Kim Wilson, Christy Smith, all-tournament
Kelly Johnson, MVP
FIU Sun & Fun Tournament
Stephanie Bloomer, all-tournament

1993-94 Rainbow Wahine Classic
Stephanie Bloomer, all-tournament
Arkansas Dial Classic III
Stephanie Bloomer, all-tourn.;
Shea Henderson, MVP

1992-93 Arkansas Dial Classic II
Angela Davis, Blair Savage, all-tourn.;
Shea Henderson, MVP

1991-92 Arkansas Dial Classic
Angela Davis, Blair Savage, Amber
Nicholas, all-tournament; Nicholas, MVP
Lady Cougar Invitational (Houston)
Sha Hopson, all-tournament

1990-91 Arkansas Thanksgiving Tournament
Delmonica DeHorney, Amber Nicholas,
Christi Willson, all-tourn.; DeHorney, co-MVP
Washington State Dial Classic
Amber Nicholas, Delmonica DeHorney,
Blair Savage, Sally Moore, all-t.; Nicholas, MVP
Bell Atlantic Holiday (Rutgers)
Amber Nicholas, all-tournament
NCAA Midwest Regional
Delmonica DeHorney, all-tournament

1989-90 Arkansas Thanksgiving Tournament
Juliet Jackson, Sally Moore, Blair Savage,
all-tournament; Jackson and Moore, co-MVP
Arizona State Dial Classic
Juliet Jackson, Delmonica DeHorney,
all-tournament; Amber Nicholas, MVP
NCAA West Regional
Delmonica DeHorney, all-tournament

1988-89 Auburn Dial Classic
Shelly Wallace, all-tournament
Ladyjack (SFA) Dial Classic
Shelly Wallace, all-tournament

1986-87 BG (Bowling Green) Invitational
Lanell Dawson, all-tournament

1985-86 Lady Rebel (Ole Miss) Dial Classic
Debra Williams, all-tournament
National Women's Inv. Tournament
Lanell Dawson, Monica Brown, all
tournament; Tracy Webb, MVP

1983-84 Minnesota Dial Classic
Bettye Fiscus, Amanda Holley


1982-83 Lady Razorback Invitational
Bettye Fiscus, MVP

1981-82 Lady Razorback Invitational
Bettye Fiscus, MVP
Northern Lights Invitational
Bettye Fiscus, all-tournament

1980-81 Lady Razorback Invitational
Kim Bunge, MVP


UNIVERSITY OF ARKANSAS WOMEN'S BASKETBALL

HISTORY



2010 - 11

THE 2010-11
RAZORBACKS
LOOK TO MAKE
THEIR OWN
HISTORY



ARKANSASRAZORBACKS.COM

YEAR BY YEAR RECORDS

	YEAR	OVERALL				SOUTHEASTERN				SOUTHWEST				POSTSEASON
		ALL	HOME	ROAD	NEU.	PLACE	ALL	HOME	ROAD	PLACE	ALL	HOME	ROAD	
OGLE	76-77	10-6	6-0	4-5	0-1									
	77-78	14-9	8-1	5-5	1-3									
HENN	78-79	7-13	4-3	2-7	1-3									
	79-80	15-10	7-3	7-4	1-3									SWIAIW Regional
	80-81	11-18	7-6	1-9	3-3									SWIAIW Regional
WILLIS	81-82	26-10	12-0	6-7	8-3									AIAW Sweet 16
	82-83	21-8	9-0	7-8	5-0					2nd	6-2	4-0	2-2	
	83-84	20-9	11-2	6-6	3-1					3rd	11-5	7-1	4-4	
SUTHERLAND	84-85	20-8	12-2	6-4	2-2					3rd	11-5	6-2	5-3	
	85-86	22-8	11-1	9-6	2-1					2nd	13-3	7-1	6-2	NCAA First Round
	86-87	20-12	10-1	6-8	4-3					2nd	12-4	7-1	5-3	NWIT Champion
	87-88	13-15	9-4	3-9	1-2					4th	8-8	5-3	3-5	
	88-89	22-8	9-2	10-4	3-2					2nd	13-3	7-1	6-2	NCAA First Round
	89-90	25-5	11-3	12-1	2-1					t1st	15-1	7-1	8-0	NCAA Elite 8
	90-91	28-4	14-0	9-3	5-1					1st	15-1	8-0	7-1	NCAA Sweet 16
	91-92	11-14	9-3	1-10	1-1	11th	3-8	3-2	0-6					
	92-93	13-14	10-4	3-9	0-1	t8th	4-7	3-3	1-4					
	93-94	15-14	9-4	4-9	2-1	8th	3-8	2-3	1-5					
BLAIR	94-95	23-7	10-2	8-3	5-2	t4th	7-4	4-2	3-2					NCAA Second Round
	95-96	21-13	14-4	5-6	2-3	10th	3-8	3-3	0-5					NWIT Fourth Place
	96-97	18-10	12-3	3-6	3-1	7th	5-7	4-2	1-5					
	97-98	22-11	10-3	6-5	6-3	t6th	7-7	4-3	2-5					NCAA Final Four
	98-99	20-14	15-4	3-8	2-2	11th	5-9	3-4	2-5					NWIT Champion
	99-00	17-15	12-5	4-8	1-2	10th	4-10	4-3	0-7					NWIT Semifinals
	00-01	20-13	9-3	5-7	6-3	t6th	6-8	4-3	2-5					NCAA Second Round
	01-02	20-12	12-2	4-9	4-1	7th	7-7	6-1	2-5					NCAA Second Round
	02-03	22-11	12-2	5-6	5-3	7th	7-7	6-1	1-6					NCAA Second Round
	03-04	16-12	7-4	7-7	2-1	9th	5-9	3-4	2-5					
GARDNER	04-05	17-14	10-4	3-8	4-2	11th	3-11	3-4	0-7					NWIT Second Round
	05-06	13-15	9-4	2-10	2-1	t8th	5-9	4-3	1-6					
	06-07	18-13	7-6	9-5	2-2	10th	3-11	1-6	2-5					
	07-08	17-13	10-6	2-6	5-1	11th	2-12	1-6	1-6					
COLLEN	08-09	18-14	12-5	4-7	2-2	8th	6-8	3-4	3-4					NWIT Third Round
	09-10	12-18	5-7	3-8	4-3	12th	4-12	1-7	3-5					
		607-390	334-103	174-222	99-64		89-162	62-64	27-98		104-32	58-10	46-22	
		All Games	Home	Road	Neutral		SEC	Home	Road		SWC	Home	Road	
TOTAL		997	437	396	163		251	126	125		136	68	68	
WIN %		(.609)	(.764)	(.439)	(.607)		(.354)	(.492)	(.216)		(.765)	(.853)	(.676)	

COACHING RECORDS

COACH	TENURE	YRS	GAMES	W-L	PCT	CONF.	PCT.	LEAGUE
Sharon Ogle	1976-78	2	39	24-15	.615	n/a	---	
Joan Henn	1978-81	3	74	33-41	.446	n/a	---	
Matilda Willis	1981-84	3	94	67-27	.713	17-7	.708	SWC
John Sutherland	1984-93	9	262	174-88	.664	87-25	.777	SWC
						7-15	.318	SEC
Gary Blair	1993-2003	10	318	198-120	.623	54-75	.419	SEC
Susie Gardner	2003-2007	4	118	64-54	.542	16-40	.286	SEC
Tom Collen	2008-Present	3	92	47-45	.505	12-32	.272	SEC



Sharon Ogle



Joan Henn



Matilda Willis



John Sutherland



Gary Blair



Susie Gardner



Tom Collen

1976-77

Overall: 10-6

Home: 6-0; Road: 4-5; Neutral: 0-1

	UA	OPP	W/L
Fri., 11-19	North Arkansas CC!	67	70 L
Wed., 12-1	at John Brown	92	87 W
Sat., 12-4	at Bartlesville Wesleyan	68	19 W
Sat., 12-11	John Brown	76	57 W
Sat., 1-15	at Tulsa	47	55 L
Sat., 1-22	NE Oklahoma St.	62	61 W
Fri., 1-28	at Cottey College	73	44 W
Sat., 1-29	at SW Missouri St.	56	46 W
Mon., 1-31	at North Ark. CC	65	67 L
Wed., 2-2	Carl Albert CC	50	41 W
Fri., 2-4	at NE Oklahoma St.	54	63 L
Sat., 2-5	at Oral Roberts	37	69 L
Mon., 2-7	Arkansas Tech	53	49 W
Thurs., 2-10	at Arkansas Tech	51	54 L
Sat., 2-19	Bartlesville Wesleyan	108	29 W
Sat., 2-26	Tulsa	59	48 W

! - Basketball Festival, West Fork, Ark.

1977-78

Overall: 14-9

Home: 8-1; Road: 5-5; Neutral: 1-3

	UA	OPP	W/L
Fri., 11-18	Ark. St.-Beebe!	62	58 W
Sat., 11-19	Eastern Oklahoma!	90	98 L
Tues., 11-22	at Tulsa	68	50 W
Thurs., 12-1	at John Brown	75	46 W
Tues., 12-6	at Pittsburg St.	67	52 W
Fri., 12-9	at UALR	74	54 W
Sat., 12-10	at Arkansas St.	59	67 L
Wed., 12-14	at Oklahoma	51	80 L
Mon., 1-9	at Oklahoma St.	53	56 L
Sat., 1-21	John Brown	70	57 W
Tues., 1-24	at NE Oklahoma St.	47	56 L
Thurs., 1-26	Tulsa	69	49 W
Tues., 1-31	at Arkansas Tech	65	74 L
Thurs., 2-2	Cottey College	97	29 W
Sat., 2-4	NE Oklahoma St.	72	60 W
Tues., 2-7	SW Missouri St.	66	35 W
Fri., 2-10	Baylor#	62	71 L
Fri., 2-10	Lamar#	50	55 L
Thurs., 2-16	Oral Roberts	71	88 L
Sat., 2-18	Oklahoma St.	55	47 W
Tues., 2-21	Arkansas Tech	61	51 W
Fri., 2-24	at Central Ark.	65	59 W
Thurs., 2-28	Arkansas St.	70	67 W

! - Basketball Festival, West Fork, Ark.

- Houston Tournament, Houston, Texas

1978-79

Overall: 7-13

Home: 4-3; Road: 2-7; Neutral: 1-3

	UA	OPP	W/L
Tues., 11-21	at Tulsa	79	76 W
Tues., 11-28	at John Brown	55	47 W
Thurs., 11-30	at #18 Louisiana Tech	28	82 L
Fri., 12-1	Mississippi College!	47	86 L
Tues., 12-5	at Oklahoma St.	50	60 L
Sat., 12-16	John Brown	73	48 W
Mon., 1-8	Arkansas Tech	55	58 L
Tues., 1-9	Pittsburg St.	58	50 W
Tues., 1-16	Tulsa	66	47 W
Sat., 1-20	at NE Oklahoma St.	64	79 L
Thurs., 1-25	at Arkansas St.	47	55 L
Thurs., 2-1	at SW Missouri St.	58	67 L
Sat., 2-3	at Oral Roberts	46	63 L
Fri., 2-9	Houston#	40	69 L
Sat., 2-10	Prairie View#	48	45 W
Sat., 2-10	Southern#	52	63 L
Wed., 2-14	NE Oklahoma St.	63	69 L
Tues., 2-20	Oklahoma	53	65 L
Thurs., 2-22	at Memphis St.	66	86 L
Wed., 2-28	Arkansas St.	52	37 W

! - at Ruston, La.

- City of Houston Tournament, Houston, Tex.

1979-80

Overall: 15-10

Home: 7-3; Road: 7-4; Neutral: 1-3

	UA	OPP	W/L
Fri., 11-16	Missouri Southern	53	45 W
Mon., 11-19	Iowa St.	56	39 W
Wed., 11-28	at Crowder Col.	63	51 W
Sat., 12-1	Rice	53	35 W
Thurs., 12-6	Rice!	56	51 W
Sat., 12-8	Texas Southern!	47	70 L
Wed., 12-12	Texas A&I!	71	54 W
Sat., 12-15	NE Oklahoma St.	62	58 W
Sat., 1-5	at Pittsburg St. (OT)	60	59 W
Fri., 1-11	at New Orleans	71	47 W
Sat., 1-12	at Tulane	66	65 W
Fri., 1-18	Eastern Oklahoma	39	53 L
Sat., 1-19	Oral Roberts	66	64 W
Tues., 1-22	Oklahoma St.	53	59 L
Sat., 1-26	Alabama	68	54 W
Tues., 1-29	SW Missouri St.	68	36 W
Fri., 2-1	at NE Oklahoma St.	57	42 W
Fri., 2-8	North Texas St.#	50	59 L
Sat., 2-9	Texas Women's#	58	67 L
Tues., 2-12	Memphis St.	65	71 L
Fri., 2-15	at Phillips (OT)	73	77 L
Sat., 2-16	at Oklahoma	50	57 L
Fri., 2-25	at Arkansas Tech	45	55 L
Sat., 3-1	at Arkansas St.	62	55 W
Thurs., 3-6	Texas Tech\$	46	74 L

! - Texas A&I Tournament, Kingsville, Texas

- Mean Green Classic, Denton, Texas

\$ - SWAIAW Regional, Baton Rouge, La.

1980-81

Overall: 11-18

Home: 7-6; Road: 1-9; Neutral: 3-3

	UA	OPP	W/L
Tues., 11-18	at Mo. Southern	67	61 W
Tues., 11-25	Northeast La.	77	68 W
Thurs., 12-4	at Northwestern St.	62	73 L
Sat., 12-6	at SMU	58	69 L
Wed., 12-10	Georgia	49	61 L
Sat., 12-13	Arkansas State	57	50 W
Fri., 12-19	at Drake	60	87 L
Sat., 12-20	at Iowa State	60	71 L
Sat., 1-3	Oklahoma	68	75 L
Thurs., 1-8	Wichita State!	47	68 L
Fri., 1-9	Southern Illinois!	61	68 L
Sat., 1-10	New Mexico!	69	50 W
Fri., 1-16	at Ala.-Birmingham	48	82 L
Sat., 1-17	at Alabama	65	70 L
Sat., 1-24	Oklahoma City	74	54 W
Mon., 1-26	Ark. Tech (#2, NAIA)	50	51 L
Thurs., 1-29	#14 Texas*	61	110 L
Fri., 1-30	Texas A&M%	80	62 W
Sat., 1-31	SMU%	66	61 W
Tues., 2-3	Tulsa	88	67 W
Sat., 2-7	Phillips	89	66 W
Tues., 2-10	Baylor	62	73 L
Fri., 2-13	Tennessee-Martin@	66	46 W
Sat., 2-14	McNeese State@	77	62 W
Tues., 2-17	at Memphis St.	57	86 L
Sat., 2-21	at Arkansas Tech	64	70 L
Mon., 2-23	#17 Delta State	53	84 L
Sat., 3-7	Oklahoma State	68	69 L
Sat., 3-14	Oral Roberts\$	57	59 L

! - Pizza Hut Invitational, Wichita, Kansas

% - SWC Tournament, Houston, Texas

@ - Lady Razorback Invitational

\$ - SWAIAW Sub-Regional, Tulsa, Okla.

1981-82

Overall: 26-10

Home: 12-0; Road: 6-7; Neutral: 8-3

	UA	OPP	W/L
Tues., 11-17	SE Oklahoma	64	58 W
Fri., 11-20	Northwestern St.	78	64 W
Mon., 11-23	at Tulsa	76	60 W
Fri., 11-27	Tennessee Tech!	75	96 L
Sat., 11-28	South Alabama!	78	55 W
Thurs., 12-3	Centenary#	78	55 W
Sat., 12-5	at Northeast La.	70	68 W
Mon., 12-7	at Oral Roberts	61	75 L
Sat., 12-12	Centenary	67	47 W

Thurs., 12-17	Grambling	83	60 W
Sat., 12-19	Arkansas College&	57	39 W
Sat., 1-2	#20 Kansas State	68	53 W
Wed., 1-6	SMU	76	59 W
Sat., 1-9	Evangel College	88	41 W
Tues., 1-12	Oral Roberts	61	57 W
Fri., 1-15	at SW Louisiana	90	59 W
Sat., 1-16	at McNeese State	75	96 L
Sat., 1-23	Southern	85	64 W
Wed., 1-27	Texas Tech*	70	55 W
Thurs., 1-28	Baylor*	71	66 W
Fri., 1-29	#10 Texas%	53	68 L
Fri., 2-5	at Oklahoma City	48	54 L
Sun., 2-7	at Oklahoma	64	65 L
Fri., 2-12	at Texas A&M	70	60 W
Sat., 2-13	at Houston	72	62 W
Tues., 2-16	Oklahoma St.	79	70 W
Fri., 2-19	Texas Southern@	65	56 W
Sat., 2-20	Wichita State@	82	72 W
Tues., 2-23	at #18 Delta State	64	75 L
Fri., 2-26	Indiana*	60	63 L
Sat., 2-27	Alaska*	85	52 W
Sun., 2-28	Washington* (OT)	75	70 W
Thurs., 3-11	Oklahoma City\$	78	67 W
Fri., 3-12	Wayland Baptist\$	57	61 L
Sat., 3-13	New Orleans\$	76	74 W
Sun., 3-21	California\$	62	66 L

! - Tip-Off Classic, Cookeville, Tenn.

- at Camden, Ark.

& - at Wynne, Ark.

% - SWC Tournament, College Station, Texas

@ - Lady Razorback Invitational

* - Northern Lights Inv., Anchorage, Alaska

\$ - SWAIAW Regional, Lubbock, Texas

\$\$ - AIAW Championships, Berkeley, Calif.

1982-83

Overall: 21-8

SWC: 6-2 (2nd)

Home: 9-0; Road: 7-8; Neutral: 5-0

	UA	OPP	W/L
Fri., 11-26	#11 Kansas State!	79	86 L
Sat., 11-27	Indiana!	62	61 W
Fri., 12-3	Montana#	55	43 W
Sun., 12-5	California#	84	66 W
Sat., 12-11	Oklahoma City	86	57 W
Fri., 12-17	at SE Oklahoma	71	52 W
Mon., 1-3	at Arkansas St.	80	47 W
Wed., 1-5	at Northwestern St.	58	62 L
Fri., 1-7	at Grambling	57	52 W
Sat., 1-8	at #2 Louisiana Tech	34	74 L
Tues., 1-11	TCU*	105	44 W
Fri., 1-14	Georgia State&	70	62 W
Sat., 1-15	#7 Kentucky&	43	77 L
Wed., 1-19	Texas A&M*	75	57 W
Fri., 1-28	at Lamar	52	60 L
Sat., 1-29	at Houston*	62	58 W
Fri., 2-4	Murray State@	100	69 W
Sat., 2-5	Middle Tennessee@	73	72 W
Mon., 2-7	Delta State	84	77 W
Mon., 2-14	at Baylor*	65	72 L
Tues., 2-15	at SMU*	60	54 W
Fri., 2-18	Rice*	68	43 W
Mon., 2-21	at #3 Texas*	67	89 L
Thurs., 2-24	Texas Tech*	74	67 W
Sat., 2-26	Northwestern St.	86	76 W
Wed., 3-2	at SW Missouri St.	76	54 W
Fri., 3-11	Texas A&M%	66	57 W
Sat., 3-12	Baylor%	65	62 W
Sun., 3-13	#3 Texas%	54	80 L

* - Southwest Conference Game

! - Converse Little Apple Classic, Manhattan, Kansas

- Golden Bear Classic, Berkeley, Calif.

& - Lady Kat Invitational, Lexington, Ky.

@ - Lady Razorback Invitational

% - SWC Tournament, Austin, Texas

1983-84

Overall: 20-9

SWC: 11-5 (3rd)

Home: 11-2; Road: 6-6; Neutral: 3-1

	UA	OPP	W/L
Fri., 11-25	Kansas!	72	53 W
Sat., 11-26	Minnesota!	76	60 W
Tues., 11-29	#2 La. Tech	52	75 L
Sat., 12-3	Oklahoma St.	71	66 W
Tues., 12-6	SW Missouri St.	78	45 W
Sat., 12-10	at Oral Roberts	65	71 L
Sat., 12-17	Oral Roberts	84	70 W
Mon., 12-19	Northwestern St.&	75	73 W
Thurs., 1-5	Cal Poly-Pomona#	58	48 W
Fri., 1-6	Oregon#	65	54 W
Sat., 1-7	Nevada-Las Vegas#	62	68 L
Sat., 1-14	at TCU*	55	48 W
Mon., 1-16	at #3 Texas*	63	89 L
Thurs., 1-19	Texas Tech*	64	61 W
Sat., 1-21	at Texas A&M*	69	63 W
Mon., 1-23	at Baylor*	59	61 L
Thurs., 1-26	Houston*	68	58 W
Sat., 1-28	Rice*	82	51 W
Mon., 1-30	SMU*	79	59 W
Sat., 2-4	Baylor*	71	57 W
Mon., 2-6	Texas A&M*	83	70 W
Sat., 2-11	at SMU*	66	59 W
Mon., 2-13	at Texas Tech*	62	71 L
Sat., 2-18	#1 Texas*	70	71 L
Wed., 2-22	TCU*	83	67 W
Sat., 2-25	at Houston*	54	66 L
Mon., 2-27	at Rice*	85	66 W
Tues., 3-6	Texas A&M%	75	66 W
Thurs., 3-8	Texas Tech%	43	56 L

* - Southwest Conference Game

! - Minnesota Dial Classic, Minneapolis, Minn.

& - Little Rock, Ark.; Barton Coliseum

- UNLV Round Robin Classic, Las Vegas

% - SWC Tournament, First Round, Fayetteville

%% - SWC Tournament, Houston, Texas

1984-85

Overall: 20-8

SWC: 11-5 (3rd)

Home: 12-2; Road: 6-4; Neutral: 2-2

		UA	OPP	W/L
Mon., 11-19	Oral Roberts	78	55	W
Fri., 11-23	Miami (Florida)!	79	58	W
Sat., 11-24	Auburn!	65	70	L
Sat., 12-1	at Oklahoma St.	73	90	L
Sat., 12-8	at SW Missouri St.	76	64	W
Tues., 12-11	School of the Ozarks	85	58	W
Sun., 12-16	Grambling#	96	57	W
Wed., 1-2	at Texas A&M*	81	67	W
Sat., 1-5	at SMU*	80	64	W
Tues., 1-8	TCU*	74	54	W
Sat., 1-12	#3 Texas*	60	85	L
Tues., 1-15	at #16 Texas Tech*	74	78	L
Thurs., 1-17	Tulsa	88	54	W
Sat., 1-19	at Houston*	62	79	L
Tues., 1-22	Rice*	81	57	W
Fri., 1-25	UM-Kansas City	79	47	W
Wed., 1-30	at Baylor*	80	76	W
Sat., 2-2	Texas A&M*	75	65	W
Tues., 2-5	SMU*	85	56	W
Sat., 2-9	at TCU*	92	69	W
Tues., 2-12	at #1 Texas*	71	89	W
Sat., 2-16	#16 Texas Tech*	65	55	L
Tues., 2-19	Houston*	71	73	L
Sat., 2-23	at Rice*	69	52	W
Mon., 2-25	Creighton	84	56	W
Sat., 3-2	Baylor*	88	67	W
Mon., 3-4	Baylor*	78	69	W
Tues., 3-7	#1 Texas%	62	104	W

1985-86			
Overall: 22-8			
SWC: 13-3 (2nd)			
Home: 11-1; Road: 9-6; Neutral: 2-1			
	UA	OPP	W/L
Tues., 11-26	SW Missouri St.	94	51 W
Sat., 11-30	at Rutgers	63	72 L
Sun., 12-1	at Seton Hall	69	60 W
Thurs., 12-5	at Oral Roberts	72	78 L
Mon., 12-9	Oklahoma State	90	51 W
Fri., 12-13	Central Florida!	101	74 W
Sat., 12-14	#8 Mississippi!	61	76 L
Sat., 12-21	#14 Oklahoma	79	66 W
Sun., 12-22	Memphis St.	76	64 W
Thurs., 1-2	SMU*	90	78 W
Sat., 1-4	at TCU*	94	61 W
Tues., 1-7	at #1 Texas*	44	75 L
Sat., 1-11	#24 Texas Tech*	62	60 W
Tues., 1-14	Houston*	66	60 W
Sat., 1-18	at Rice*	64	52 W
Sat., 1-25	Baylor*	86	55 W
Tues., 1-28	at Texas A&M*	74	65 W
Wed., 1-29	at Lamar	67	55 W
Sat., 2-1	at SMU*	79	53 W
Tues., 2-4	TCU*	109	59 W
Sat., 2-8	#1 Texas*	57	75 L
Tues., 2-11	at Texas Tech*	60	73 L
Sat., 2-15	at Houston*	77	67 W
Tues., 2-18	Rice*	67	55 W
Sat., 2-22	at Tulsa	62	49 W
Wed., 2-26	at Baylor*	86	63 W
Sat., 3-1	Texas A&M*	75	67 W
Tues., 3-4	SMU%	82	75 W
Wed., 3-5	Texas Tech%	48	58 L
Wed., 3-12	at Missouri!	65	66 L

* - Southwest Conference Game
 ! - Lady Rebel Dial Classic, Oxford, Miss.
 % - SWC Tournament, Dallas, Texas
 \$ - NCAA Midwest First Round, Columbia, Mo.

1986-87			
Overall: 20-12			
SWC: 12-4 (2nd)			
Home: 10-1; Road: 6-8; Neutral: 4-3			
	UA	OPP	W/L
Tues., 11-25	Southern	103	51 W
Sat., 11-29	Western Kentucky!	76	86 L
Sun., 11-30	Missouri!	66	69 L
Thurs., 12-4	Miss. Valley St.	95	82 W
Sat., 12-6	at Oklahoma	70	76 L
Mon., 12-8	at Oklahoma St.	65	68 L
Fri., 12-12	#7 CS-Long Beach#	58	76 L
Sat., 12-13	Montana St.!	68	70 L
Thurs., 12-18	at SW Missouri St.	78	61 W
Mon., 12-22	at Memphis St.	60	79 L
Sat., 1-3	TCU*	94	55 W
Tues., 1-6	#1 Texas*	56	59 L
Sat., 1-10	at Texas Tech*	53	51 W
Wed., 1-14	at Houston* (OT)	76	78 L
Sat., 1-17	Rice*	79	53 W
Thurs., 1-22	at Baylor*	65	71 L
Sat., 1-24	Texas A&M*	86	69 W
Mon., 1-26	SMU*	94	71 W
Sat., 1-31	at TCU*	76	53 W
Tues., 2-3	at #1 Texas*	65	91 L
Sat., 2-7	Texas Tech* (OT)	69	65 W
Tues., 2-10	Houston*	78	60 W
Sat., 2-14	at Rice*	88	71 W
Thurs., 2-19	Oral Roberts	115	66 W
Sat., 2-21	Baylor*	77	51 W
Wed., 2-25	at Texas A&M*	63	57 W
Sat., 2-28	at SMU*	93	53 W
Fri., 3-5	Houston%	96	82 W
Sun., 3-7	#1 Texas%	70	72 L
Wed., 3-19	Montana\$	92	74 W
Thurs., 3-20	Providence\$	101	91 W
Fri., 3-21	California\$	112	80 W

* - Southwest Conference Game
 ! - BG Bank Invitational, Bowling Green, Ky.
 # - Cal. St. Long Beach Dial Classic, Long Beach, Calif.
 % - SWC Tournament, Dallas, Texas
 \$ - NWIT, Amarillo, Texas

1987-88			
Overall: 13-15			
SWC: 8-8 (4th)			
Home: 9-4; Road: 3-9; Neutral: 1-2			
	UA	OPP	W/L
Fri., 11-27	Akron!	70	62 W
Sat., 11-28	Kansas!	68	75 L
Mon., 11-30	Miss. Valley St.	76	71 W
Fri., 12-4	Hawai'i#	66	85 L
Sat., 12-5	Loyola-Marymount#	58	60 L
Wed., 12-9	#8 Mississippi@	72	88 L
Sat., 12-12	UT-San Antonio	84	73 W
Sat., 12-19	SW Missouri St.	85	71 W
Mon., 12-21	SF Austin	59	93 L
Sat., 1-2	at Oral Roberts	66	77 L
Tues., 1-5	#1 Texas*	70	89 L
Sat., 1-9	TCU*	87	75 W
Wed., 1-13	at SMU*	69	68 W
Sat., 1-16	at Texas A&M*	56	60 L
Tues., 1-23	Baylor*	80	68 W
Wed., 1-27	at Rice*	63	60 W
Sat., 1-30	Houston*	58	70 L
Tues., 2-2	Texas Tech*	80	67 W
Sat., 2-6	at #5 Texas*	54	84 L
Tues., 2-9	at TCU*	69	73 L
Sat., 2-13	SMU*	78	85 L
Tues., 2-16	Texas A&M*	79	69 W
Sat., 2-20	at Baylor*	71	56 W
Wed., 2-23	UM-Kansas City	102	85 W
Sat., 2-27	Rice*	79	73 W
Wed., 3-2	at Houston*	89	97 L
Sat., 3-5	at Texas Tech*	70	82 L
Thurs., 3-10	Texas A&M%	58	59 L

* - Southwest Conference Game
 ! - Lady Jayhawk Dial Classic, Lawrence, Kan.
 # - Hawaii Early Season Festival, Honolulu, Hawai'i
 @ - at Pine Bluff, Ark.
 % - SWC Tournament, Dallas, Texas

1988-89			
Overall: 22-8			
SWC: 13-3 (2nd)			
Home: 9-2; Road: 10-4; Neutral: 3-2			
	UA	OPP	W/L
Sat., 11-25	#4 Maryland!	84	110 L
Sun., 11-26	Tennessee St.!	114	42 W
Fri., 12-2	#13 SF Austin#	75	93 L
Sat., 12-3	UT-San Antonio#	75	57 W
Wed., 12-7	at #9 Mississippi	63	75 L
Sat., 12-10	Miss. Valley St.	107	83 W
Mon., 12-12	Oral Roberts	113	69 W
Sat., 12-17	at SW Missouri St.	88	66 W
Tues., 1-3	Texas Tech*	75	64 W
Sat., 1-7	at #4 Texas	67	104 L
Mon., 1-9	at UT-San Antonio	97	77 W
Tues., 1-10	at TCU*	83	69 W
Sat., 1-14	SMU*	74	84 L
Tues., 1-17	Texas A&M*	91	90 W
Sat., 1-21	at Baylor*	95	87 W
Sat., 1-28	Rice*	81	62 W
Tues., 1-31	at Houston*	84	82 W
Thurs., 2-2	New Orleans	61	60 W
Sat., 2-4	at Texas Tech*	74	65 W
Tues., 2-7	#11 Texas*	67	87 L
Sat., 2-11	TCU*	77	70 W
Wed., 2-15	at SMU*	87	72 W
Sat., 2-18	at Texas A&M*	74	73 W
Tues., 2-21	Baylor*	98	50 W
Sat., 2-25	at Missouri-KC	46	42 W
Tues., 2-28	at Rice*	109	73 W
Sat., 3-4	Houston*	90	88 W
Wed., 3-8	Texas Tech%	79	72 W
Sat., 3-11	#6 Texas%	99	101 L
Wed., 3-15	at #5 Purdue\$	63	91 L

* - Southwest Conference Game
 ! - Auburn Dial Classic, Auburn, Ala.
 # - LadyJack Dial Classic, Nacogdoches, Texas
 % - SWC Tournament, Dallas, Texas
 \$ - NCAA Midwest First Round, West Lafayette, Ind.

1989-90			
Overall: 25-5			
SWC: 15-1 (1st) CO-CHAMPIONS			
Home: 11-3; Road: 12-1; Neutral: 2-1			
	UA	OPP	W/L
Fri., 11-24	Miss. Valley St.!	93	50 W
Sat., 11-25	Texas-El Paso!	87	61 W
Wed., 11-29	SW Missouri St.	87	60 W
Fri., 12-1	Univ. of Detroit@	112	68 W
Sat., 12-2	at Arizona St. @	85	63 W
Sat., 12-9	Kansas	51	56 L
Tues., 12-12	at Oklahoma	86	68 W
Thurs., 12-14	#7 Auburn	69	84 L
Wed., 1-3	at Houston*	75	64 W
Sat., 1-6	at Texas Tech (OT)*	76	74 W
Tues., 1-9	Baylor*	81	43 W
Sat., 1-13	TCU*	86	65 W
Wed., 1-17	at SMU*	84	52 W
Sat., 1-20	at Texas A&M*	70	64 W
Mon., 1-22	at New Orleans	71	63 W
Wed., 1-24	#1 Texas*	75	84 L
Tues., 1-30	at Rice*	78	49 W
Sat., 2-3	Houston*	88	70 W
Tues., 2-6	Texas Tech*	62	55 W
Sat., 2-10	at Baylor*	98	61 W
Tues., 2-13	at TCU*	85	65 W
Sat., 2-17	SMU*	74	60 W
Tues., 2-20	Texas A&M* [25]	76	63 W
Fri., 2-23	at #6 Texas* [25]	82	77 W
Sat., 3-3	Rice* [19]	77	56 W
Wed., 3-7	Texas Tech% [19]	60	69 L
Wed., 3-14	UCLA\$ (OT) [22]	90	80 W
Sun., 3-18	at #7 Georgia\$\$ [22]	81	70 W
Thurs., 3-22	#6 SF Austin\$\$\$ [22]	87	82 W
Sat., 3-24	at #2 Stanford\$\$\$ [22]	87	114 L

[xx] - Arkansas' ranking at time of game
 * - Southwest Conference Game
 ! - Arkansas Thanksgiving Tour., Fayetteville
 @ - Dial Classic, Tempe, Ariz.
 % - SWC Tournament, Dallas, Texas
 \$ - NCAA West Region 1st Round, Fayetteville
 \$\$ - NCAA West Region 2nd Round, Athens, Ga.
 \$\$\$ - NCAA West Regionals, Stanford, Calif.

1990-91			
Overall: 28-4			
SWC: 15-1 (1st) CHAMPIONS			
Home: 14-0; Road: 9-3; Neutral: 5-1			
	UA	OPP	W/L
Fri., 11-23	Presseason #10	105	74 W
Sat., 11-24	Boston College! [8]	81	72 W
Tues., 11-27	Stephen F. Austin! [8]	84	72 W
Fri., 11-30	Oklahoma [8]	104	51 W
Sat., 12-1	Southern Utah@ [8]	68	48 W
Sat., 12-1	at Wash. St. @ [8]	68	48 W
Wed., 12-5	Murray St. [8]	102	48 W
Sat., 12-8	at Oklahoma St. [8]	61	75 L
Wed., 12-12	at SW Missouri [13]	62	55 W
Sat., 12-15	#8 Mississippi [13]	79	70 W
Fri., 12-28	at #17 Rutgers# [9]	60	89 L
Sat., 12-29	Maryland# [9]	79	68 W
Wed., 1-2	at Rice* [14]	70	52 W
Sat., 1-5	Houston* [14]	88	61 W
Tues., 1-8	#20 Texas* [14]	76	61 W
Sat., 1-12	at Texas Tech* [14]	64	62 W
Wed., 1-16	at TCU* [12]	95	62 W
Sat., 1-15	SMU* [12]	99	61 W
Tues., 1-22	Texas A&M* [11]	90	66 W
Sat., 1-26	at Baylor* [11]	77	78 L
Sat., 2-2	Rice* [12]	96	74 W
Wed., 2-6	at Houston* [11]	78	76 W
Sat., 2-9	at #15 Texas* [11]	73	68 W
Tues., 2-12	Texas Tech* [9]	82	70 W
Sat., 2-16	TCU* [9]	82	46 W
Tues., 2-19	at SMU* [9]	77	66 W
Sun., 2-24	at Texas A&M* [9]	91	68 W
Wed., 2-27	Baylor* [8]	90	74 W
Wed., 3-6	Baylor% [8]	108	63 W
Thurs., 3-7	Houston% (OT) [8]	83	77 W
Sat., 3-9	Texas Tech% [8]	60	51 W
Sat., 3-16	#22 Northwestern\$ [9]	105	68 W
Thurs., 3-21	#24 Lamar\$ [9]	75	91 L

[xx] - Arkansas' ranking at time of game
 * - Southwest Conference Game
 ! - Arkansas Thanksgiving Tour., Fayetteville
 @ - Washington St Dial Classic, Pullman, Wash.
 # - Bell Atlantic Holiday Classic, Piscataway, N.J.
 % - SWC Tournament, Dallas, Texas
 \$ - NCAA Midwest 2nd Round, Fayetteville
 \$\$ - NCAA Midwest Regionals, Austin, Texas



Razorback Amber Nicholas cuts down the net after the 1991 Southwest Conference title in Dallas, Texas.

1991-92
Overall: 11-14
SEC: 3-8 (11th)

Home: 9-3; Road: 1-10; Neutral: 1-1

	Preseason #11	UA	OPP	W/L
Sun., 11-24	at #14 SF Austin [11]	57	83	L
Fri., 11-29	Alabama State! [18]	84	31	W
Sat., 11-30	Missouri-KC! [18]	73	61	W
Tues., 12-3	Oklahoma St. [18]	72	57	W
Fri., 12-6	Grambling St. [14]	90	66	W
Sat., 12-7	at #23 Houston [14]	61	78	L
Thurs., 12-19	Georgia* [20]	62	79	L
Sat., 12-21	Kent State [20]	89	72	W
Mon., 12-30	#24 SW Missouri [25]	52	67	L
Sat., 1-4	at Mississippi*	65	66	L
Sun., 1-5	at Memphis St.	50	58	L
Thurs., 1-9	Colorado	56	51	W
Sat., 1-11	#17 Auburn*	67	56	W
Mon., 1-13	at Oklahoma*	57	55	W
Sat., 1-18	at Florida*	46	58	L
Fri., 1-24	at Kentucky* (OT)	74	75	L
Sun., 1-26	at West Virginia	60	81	L
Thurs., 1-30	Oral Roberts	88	64	W
Sat., 2-1	South Carolina*	58	51	W
Sat., 2-8	at #13 Vanderbilt*	75	79	L
Tues., 2-11	Louisiana State*	74	66	W
Sat., 2-15	at Mississippi State*	66	76	L
Sat., 2-22	Alabama*	76	80	L
Sat., 2-29	at #2 Tennessee*	59	105	L
Fri., 3-6	Kentucky%	63	79	L

[xx] - Arkansas ranking at time of game
 * - Southeastern Conference Game
 ! - Arkansas Dial Classic, Fayetteville
 @ - Lady Cougar Invitational, Houston, Texas
 % - SEC Tournament, Albany, Georgia

1992-93
Overall: 13-14
SEC: 4-7 (t8th)

Home: 10-4; Road: 3-9; Neutral: 0-1

		UA	OPP	W/L
Tues., 12-1	at #13 SW Missouri	55	64	L
Fri., 12-4	North Texas!	102	58	W
Sat., 12-5	Butler!	80	66	W
Tues., 12-8	at #19 Colorado	67	94	L
Fri., 12-18	at #21 DePaul	47	71	L
Sat., 12-19	at Loyola-Chicago	75	70	W
Tues., 12-22	Texas-Arlington	70	43	W
Thurs., 12-31	Washington St.	84	62	W
Sat., 1-2	Ole Miss*	73	72	W
Tues., 1-5	at Oklahoma St.	47	62	L
Sat., 1-9	at #12 Auburn*	49	68	L
Wed., 1-13	at Georgia*	71	91	L
Sat., 1-16	Florida*	60	68	L
Wed., 1-20	Oklahoma	63	70	L
Sat., 1-23	#24 Kentucky*	45	43	W
Thurs., 1-28	at SC State	73	59	W
Sat., 1-30	at S. Carolina*	51	76	L
Tues., 2-2	Memphis State	82	60	W
Sat., 2-6	#6 Vanderbilt*	59	80	L
Wed., 2-10	at Louisiana State*	69	66	W
Sat., 2-13	Mississippi State*	80	51	W
Tues., 2-16	at Northwestern St.	62	77	L
Sat., 2-20	at Alabama*	56	66	L
Thurs., 2-25	Jackson State	82	39	W
Sat., 2-27	#1 Tennessee*	55	72	L
Mon., 3-1	Oral Roberts	96	60	W
Fri., 3-5	Georgia%	73	84	L

* - Southeastern Conference Game
 ! - Arkansas Dial Classic II, Fayetteville
 % - SEC Tournament, Chattanooga, Tenn.

1993-94
Overall: 15-14
SEC: 3-8 (8th)

Home: 9-4; Road: 4-9; Neutral: 2-1

		UA	OPP	W/L
Tues., 11-30	at Kent	81	86	L
Thurs., 12-3	Boise State@	92	75	W
Fri., 12-4	San Francisco@	62	44	W
Sat., 12-5	at Hawaii@	58	88	L
Wed., 12-8	DePaul	80	68	W
Fri., 12-17	New Orleans!	60	59	W
Sat., 12-18	Northwestern State!	85	74	W
Tues., 12-21	at SMU	81	89	L
Wed., 12-22	at Texas-Arlington	73	57	W
Wed., 12-29	#23 SW Missouri	66	63	W
Sun., 1-2	at #1 Tennessee*	67	89	L
Sat., 1-8	#25 Georgia*	64	73	L
Mon., 1-10	at Butler	69	66	W
Wed., 1-12	at Dayton	76	59	W
Sun., 1-16	at Ole Miss*	54	56	L
Wed., 1-19	Tulane	71	59	W
Sat., 1-22	#23 Auburn*	57	66	L
Tues., 1-25	at Oklahoma	79	93	L
Sun., 1-30	at Florida*	69	74	L
Wed., 2-2	#15 Alabama*	82	75	W
Sat., 2-5	at Kentucky*	60	81	L
Mon., 2-7	Louisiana State*	64	75	L
Sat., 2-12	South Carolina*	87	77	W
Tues., 2-15	Texas-Pan American	94	59	W
Sun., 2-20	at #14 Vanderbilt*	58	67	L
Wed., 2-23	Oral Roberts	85	51	W
Sat., 2-26	at Mississippi St.*	67	61	W
Tues., 3-1	Oklahoma State (OT)	90	93	L
Fri., 3-4	Georgia%	62	84	L

* - Southeastern Conference Game
 @ - Rainbow Wahine Classic, Honolulu, Hawaii
 ! - Arkansas Dial Classic III, Fayetteville
 % - SEC Tournament, Chattanooga, Tenn.

1994-95
Overall: 23-7
SEC: 7-4 (t4th)

Home: 10-2; Road: 8-3; Neutral: 5-2

		UA	OPP	W/L
Fri., 11-25	Pitt@	76	75	W
Sat., 11-26	at UNLV@	88	75	W
Tues., 11-29	Northeast La.	74	59	W
Fri., 12-2	St. Mary's!	66	48	W
Sat., 12-3	SMU!	85	79	W
Tues., 12-6	at #6 Alabama*	79	93	L
Sat., 12-10	at #25 SW Missouri	61	60	W
Thurs., 12-22	Sam Houston	84	63	W
Wed., 12-28	at Tulane~ [24]	83	79	W
Mon., 1-2	Brown~ [24]	76	58	W
Tues., 1-3	St. Joseph's& [24]	72	78	L
Wed., 1-4	New Hampshire& [24]	75	41	W
Sun., 1-8	at #11 Georgia* [24]	67	72	L
Wed., 1-11	at Oral Roberts	78	63	W
Sat., 1-14	#17 Ole Miss*	74	75	L
Sun., 1-22	at Auburn*	80	73	W
Wed., 1-25	at #23 Okla. St.	79	65	W
Sat., 1-28	#13 Florida*	72	66	W
Wed., 2-1	Texas Christian [23]	105	64	W
Sat., 2-4	Kentucky* [23]	62	56	W
Tues., 2-7	#2 Tennessee* [20]	67	87	L
Sat., 2-11	at S. Carolina* [20]	63	62	W
Tues., 2-14	at LSU* [18]	82	72	W
Sun., 2-19	#8 Vandy* (OT) [18]	73	71	W
Wed., 2-22	#25 Oklahoma [16]	69	64	W
Sun., 2-26	Mississippi St.* [10]	86	63	W
Fri., 3-3	South Carolina% [16]	80	70	W
Sat., 3-4	#16 Alabama% [16]	72	86	L
Thurs., 3-16	San Francisco\$ [15]	67	58	W
Sat., 3-18	at #14 Washington\$ [15]	50	54	L

[xx] - Arkansas ranking at time of game
 * - Southeastern Conference Game
 ! - Arkansas Dial Classic IV, Fayetteville
 @ - 7-Up/Desert Classic, Las Vegas, Nev.
 & - FIU Sun & Fun, Miami, Fla.
 ^ - Lakeland Arena, Kennesaw, Ga.
 % - SEC Tournament, Chattanooga, Tenn.
 \$ - NCAA Midwest Subregional, Seattle, Wash.

1995-96
Overall: 21-13
SEC: 3-8 (10th)

Home: 14-4; Road: 5-6; Neutral: 2-3

	Preseason #10	UA	OPP	W/L
Wed., 11-15	NW State# (20T) [10]	84	83	W
Fri., 11-17	Drake# [10]	81	76	W
Sun., 11-19	Ohio St# [10]	86	80	W
Tues., 11-21	#11 Colorado# [9]	71	73	L
Fri., 11-24	Florida A&M! [9]	80	73	W
Sat., 11-25	Rice! [9]	81	68	W
Mon., 11-27	Texas Southern [9]	98	35	W
Wed., 11-29	at Northeast La. [9]	77	62	W
Sat., 12-2	at Wichita State [9]	70	67	W
Sun., 12-10	SW Missouri [7]	65	58	W
Thurs., 12-21	at Texas Christian [8]	83	52	W
Fri., 12-29	Alcorn & [8]	72	53	W
Sat., 12-30	at Baylor & [8]	67	47	W
Tues., 1-2	Dayton [8]	70	53	W
Thurs., 1-4	#19 Alabama* (OT) [8]	85	92	L
Sat., 1-6	at Miss St.* [8]	67	77	L
Tues., 1-9	at Illinois [14]	64	88	L
Sun., 1-14	#2 Vanderbilt* [14]	60	65	L
Wed., 1-17	at #4 Tennessee* [20]	66	78	L
Sun., 1-21	South Carolina* [20]	66	58	W
Tues., 1-23	at LSU* [22]	73	72	W
Sun., 1-28	at Kentucky* [22]	65	69	L
Wed., 1-31	Louisiana State* [24]	74	65	W
Sun., 2-4	at #21 Florida*	57	73	L
Wed., 2-7	#21 Oklahoma St.	66	62	W
Tues., 2-13	#23 S.F. Austin	81	60	W
Sat., 2-17	at #21 Ole Miss*	62	73	L
Tues., 2-20	#17 Auburn* (OT)	73	72	W
Thurs., 2-22	Oral Roberts	68	45	W
Sat., 2-24	#2 Georgia*	54	87	L
Fri., 3-1	#23 Ole Miss%	73	76	L
Thurs., 3-21	Princeton\$	83	51	W
Fri., 3-22	Arizona\$	77	80	L
Sat., 3-23	Louisiana State\$	63	91	L

[xx] - Arkansas ranking at time of game
 * - Southeastern Conference Game
 # - Pre-Season WNIT, Fayetteville
 ! - Arkansas Dial Classic V, Fayetteville
 & - Dr. Pepper/Lady Bear Hdl. Classic, Waco, Texas
 % - SEC Tournament, Chattanooga, Tenn.
 \$ - NWIT, Amarillo, Texas

1996-97
Overall: 18-10
SEC: 5-7 (7th)

Home: 12-3; Road: 3-6; Neutral: 3-1

	Preseason #18	UA	OPP	W/L
Sat., 11-23	Texas-Arlington [19]	64	53	W
Tues., 11-26	at SW Missouri [20]	75	62	W
Fri., 11-29	Southern Utah! [20]	94	61	W
Sat., 11-30	Sam Houston! [20]	76	51	W
Tues., 12-3	at Rice [21]	61	77	L
Sat., 12-7	Boise State & [21]	73	44	W
Sun., 12-8	Pacific & [21]	93	59	W
Wed., 12-18	St. Louis [23]	69	43	W
Fri., 12-20	McNeese St. [23]	81	54	W
Sun., 12-22	Western Illinois [23]	100	49	W
Sun., 12-29	#6 Tennessee* [22]	77	75	W
Tues., 12-31	Alcorn State [13]	90	56	W
Sun., 1-5	Miss State* [10]	84	67	W
Tues., 1-8	at Illinois [10]	81	100	L
Sun., 1-12	at #8 Vanderbilt* [10]	68	77	L
Sat., 1-18	at South Carolina* [13]	82	71	W
Tues., 1-21	at Louisiana State* [13]	72	79	L
Sat., 1-25	Kentucky* [13]	88	55	W
Tues., 1-28	at #20 SFA (OT) [18]	85	76	W
Sun., 2-2	#13 Florida* (OT) [18]	66	79	L
Thurs., 2-6	at #7 Alabama* [17]	61	102	L
Sun., 2-9	at Auburn* [17]	77	85	L
Mon., 2-10	Wofford [21]	76	39	W
Sun., 2-16	Ole Miss* [21]	71	62	W
Wed., 2-19	#13 LSU* [20]	66	76	L
Sun., 2-23	at #5 Georgia* [20]	63	79	L
Fri., 2-28	Kentucky% [23]	71	60	W
Sat., 3-1	#7 Alabama%	63	85	L

[xx] - Arkansas ranking at time of game
 * - Southeastern Conference Game
 ! - Arkansas Dial Classic VI, Fayetteville
 & - Kona Classic, Kona, Hawaii
 % - SEC Tournament, Chattanooga, Tenn.

1997-98
Overall: 22-11
SEC: 7-7 (6th)


Home: 10-3; Road: 6-5; Neutral: 6-3

	UA	OPP	W/L
Fri., 11-21	at Providence	93 82	W
Sun., 11-23	#11 Iowa#	83 57	W
Wed., 11-26	Wichita State [24]	73 53	W
Fri., 11-28	Georgia Southern! [24]	104 71	W
Sat., 11-29	Montana! [24]	81 68	W
Tues., 12-2	at Oral Roberts [20]	82 59	W
Thurs., 12-4	at Louisville [20]	69 57	W
Sun., 12-7	SW Missouri [20]	67 79	L
Fri., 12-19	Memphis [24]	93 84	W
Sun., 12-21	Utah# [24]	64 73	L
Sun., 12-28	at Valparaiso (OT) [25]	77 69	W
Tues., 12-30	Missouri [25]	80 79	W
Thurs., 1-1	at #1 Tennessee*	58 88	L
Tues., 1-6	Louisiana State*	81 66	W
Sun., 1-11	Alabama* (OT)	102 90	W
Thurs., 1-15	at Miss. State*	80 73	W
Sun., 1-18	#6 Vanderbilt* (OT)	80 85	L
Wed., 1-21	at #18 Georgia*	51 81	L
Sat., 1-24	South Carolina*	86 67	W
Wed., 1-28	Miss. State*	89 70	W
Sat., 1-31	at Kentucky*	79 63	W
Thurs., 2-5	at #10 Florida*	69 80	L
Sun., 2-8	Auburn*	71 63	W
Wed., 2-11	at Louisiana State*	55 77	L
Sat., 2-14	at Ole Miss*	50 68	L
Fri., 2-20	Georgia* (OT)	81 86	L
Thurs., 2-26	Auburn*	59 43	W
Fri., 2-27	#10 Florida%	49 63	L
Sat., 3-14	#20 Hawaii\$	76 70	W
Mon., 3-16	Harvard\$	82 64	W
Sat., 3-21	Kansas\$	79 63	W
Mon., 3-23	#8 Duke\$	77 72	W
Fri., 3-27	#1 Tennessee\$	58 86	L

[xx] - Arkansas ranking at time of game
 * - Southeastern Conference Game
 % - SEC Tournament, Columbus, Ga.
 # - Reebok Classic, Fleet Center, Boston, Mass.
 ! - Arkansas Dial Classic VII, Fayetteville
 ## - DMC Shootout, Fort Worth, Texas
 \$ - NCAA West Region 1st & 2nd Round, Palo Alto, Calif.
 \$\$ - NCAA West Regional, The New Arena, Oakland, Calif.
 \$\$\$ - NCAA Final Four, Kemper Arena, Kansas City, Kan.



Head coach Gary Blair clips the final piece of net after leading the Razorbacks to the 1998 NCAA Women's Final Four in Kansas City, Mo.



Head coach Gary Blair thanks the record crowd that helped Arkansas win the 1999 WNIT title in Bud Walton Arena.

1998-99
Overall: 20-14
SEC: 5-9 (11th)

Home: 15-4; Road: 3-8; Neutral: 2-2

	UA	OPP	W/L
Preseason #18	76	71	W
Fri., 11-13 #19 Stanford# [18]	76	71	W
Sat., 11-14 #3 Connecticut# [18]	64	100	L
Mon., 11-16 Providence [18]	110	59	W
Fri., 11-20 South Alabama! [18]	95	38	W
Sat., 11-21 Louisville! [18]	70	61	W
Tues., 11-24 Baylor [14]	75	64	W
Sat., 11-28 Oral Roberts [14]	84	56	W
Tues., 12-1 at Memphis [13]	58	70	L
Sat., 12-5 at #22 Geo. Wash. [13]	56	74	L
Tues., 12-8 SW Missouri	50	70	L
Thurs., 12-17 #2 Tennessee*	62	82	L
Sat., 12-19 Missouri	80	60	W
Tues., 12-29 St. Bonaventure&	97	67	W
Wed., 12-30 at Montana&	74	54	W
Wed., 1-6 at LSU*	51	85	L
Sat., 1-9 #17 Penn State	82	78	W
Thurs., 1-14 Miss. State*	85	58	W
Sun., 1-17 at Vanderbilt*	57	73	L
Thurs., 1-21 #5 Georgia*	59	68	L
Sun., 1-24 at S. Carolina*	88	80	W
Thurs., 1-28 at Miss. State*	60	81	L
Sun., 1-31 Kentucky* (OT)	74	69	W
Thurs., 2-4 Florida*	77	87	L
Sun., 2-7 at #19 Auburn*	46	66	L
Thurs., 2-11 #20 LSU*	86	61	W
Sun., 2-14 Ole Miss*	73	80	L
Thurs., 2-18 at #25 Alabama*	77	73	W
Sun., 2-21 at #14 Georgia*	82	98	L
Thurs., 2-24 Miss. State%	70	79	L
Fri., 3-12 Northwestern St.\$	78	60	W
Sun., 3-14 Oklahoma\$ (OT)	97	93	W
Wed., 3-17 Rice\$\$\$	76	70	W
Sat., 3-20 Drake\$\$\$\$	80	56	W
Tues., 3-23 Wisconsin\$\$\$\$	67	64	W

[x] - Arkansas' ranking at time of game

* - Southeastern Conference Game

% - SEC Tournament, Chattanooga, Tenn.

- Four in the Fall, San Jose Arena, San Jose, Calif.

! - Arkansas Classic, Fayetteville

& - Lady Gris Holiday Classic, Missoula, Mt.

\$ - WNIT 1st & 2nd Round, Fayetteville

\$\$ - WNIT Quarterfinals, Fayetteville

\$\$\$ - WNIT Semifinals, Fayetteville

\$\$\$\$ - WNIT Championship, Fayetteville

1999-2000
Overall: 17-15
SEC: 4-10 (10th)

Home: 12-5; Road: 4-8; Neutral: 1-2

	UA	OPP	W/L
Sat., 11-20 La.-Monroe	85	48	W
Mon., 11-22 at Missouri	83	76	W
Fri., 11-26 UNC-Wilmington#	88	77	W
Sat., 11-27 at Princeton#	87	45	W
Tues., 11-30 #24 Boston College	79	68	W
Fri., 12-3 at Baylor	80	69	W
Wed., 12-8 SW Missouri	64	58	W
Fri., 12-17 North Texas	102	69	W
Sun., 12-19 Memphis!	82	88	L
Tues., 12-21 at New Mexico	66	71	L
Thurs., 12-30 at Tulsa	80	62	W
Mon., 1-3 George Washington	71	83	L
Mon., 1-10 at #2 Tennessee*	69	79	L
Thurs., 1-13 #17 LSU*	69	82	L
Sun., 1-16 at Kentucky*	60	68	L
Thurs., 1-20 at #22 Miss. St.*	56	69	L
Sun., 1-23 Vanderbilt*	61	52	W
Thurs., 1-27 S. Carolina*	87	79	W
Sun., 1-30 Iowa	72	65	W
Thurs., 2-3 Alabama*	66	62	W
Sun., 2-6 Kentucky*	83	70	W
Thurs., 2-10 at Florida*	73	87	L
Sat., 2-12 at #7 LSU*	51	68	L
Thurs., 2-17 at #13 Auburn*	56	73	L
Sun., 2-20 Georgia*	69	72	L
Thurs., 2-24 #13 Auburn*	58	71	L
Sun., 2-27 at Ole Miss*	63	78	L
Thurs., 3-2 Florida%	86	96	L
We. 3-15 Wichita State\$	83	63	W
Sat., 3-18 Missouri\$ (OT)	89	88	W
Tues., 3-21 Georgia Tech\$\$	78	67	W
Sat., 3-25 Florida\$\$\$\$	62	83	L

* - Southeastern Conference Game

% - SEC Tournament, Chattanooga, Tenn.

- Princeton Holiday Classic, Princeton, NJ

! - ALLTEL Arena, North Little Rock, Ark.

\$ - WNIT 1st & 2nd Round, Fayetteville

\$\$ - WNIT Quarterfinals, Fayetteville

\$\$\$ - WNIT Semifinals, Fayetteville

\$\$\$\$ - WNIT Finals, Fayetteville

2000-01
Overall: 20-13
SEC: 6-8 (6th)

Home: 9-3; Road: 5-7; Neutral: 6-3

	UA	OPP	W/L
Sat., 11-18 at Memphis	58	66	L
Mon., 11-20 at Missouri	67	79	L
Fri., 11-24 Michigan#	78	67	W
Sat., 11-25 #22 NC State#	46	48	L
Sun., 11-26 @Hawaii#	76	73	W
Fri., 12-1 Oklahoma St. &	69	61	W
Mon., 12-4 Brigham Young	93	73	W
Thurs., 12-7 at Dayton	80	77	W
Sun., 12-10 Southeastern La.	97	40	W
Thurs., 12-21 Harvard!	87	48	W
Sat., 12-30 TCU	81	65	W
Tu., 1-2 at S. Carolina*	49	66	L
Fri., 1-5 Tulsa	101	60	W
Sun., 1-7 #2 Tennessee*	61	76	L
Thurs., 1-11 at #9 LSU*	54	61	L
Sun., 1-14 Kentucky*	69	50	W
Thurs., 1-18 #21 Miss State*	72	45	W
Sun., 1-21 at #15 Vanderbilt*	68	64	W
Wed., 1-24 at La.-Monroe	86	70	W
Sun., 1-28 Auburn*	77	68	W
Thurs., 2-1 at Alabama*	69	74	L
Sun., 2-4 at Kentucky*	84	78	W
Thurs., 2-8 #6 Florida*	64	75	L
Sun., 2-11 #14 LSU*	58	62	L
Thurs., 2-15 Howard	98	69	W
Sun., 2-18 at #5 Georgia*	60	81	L
Thurs., 2-22 at Auburn*	60	68	L
Sat., 2-24 Ole Miss*	82	64	W
Thurs., 3-1 Miss State%	94	76	W
Fri., 3-2 #10 Florida%	78	69	W
Sat., 3-3 #6 Georgia%	44	63	L
Sat., 3-17 #24 Baylor\$	68	59	W
Mon., 3-19 #5 Duke\$	54	75	L

* - Southeastern Conference Game

% - SEC Tournament, Memphis, Tenn.

- Rainbow Wahine, Honolulu, Hawai'i

& - The Myriad, Oklahoma City, Okla.

! - ALLTEL Arena, North Little Rock, Ark.

\$ - NCAA 1st & 2nd Round, Durham, N.C.

2001-02
Overall: 20-12
SEC: 7-7 (7th)

Home: 12-2; Road: 4-9; Neutral: 4-1

	UA	OPP	W/L
Sat., 11-17 La.-Monroe	99	47	W
Tues., 11-20 at Boston College	76	60	W
Fri., 11-23 at SW Missouri	48	64	L
Sun., 11-25 Texas-Arlington!	79	48	W
Sun., 12-2 Memphis	85	48	W
Wed., 12-5 at Tulsa	55	52	W
Fri., 12-7 Northern Iowa	63	66	L
Sun., 12-9 Western Mich. (OT)	73	69	W
Wed., 12-19 Oklahoma St.	81	78	W
Fri., 12-21 Dayton	73	55	W
Sat., 12-29 at TCU	58	60	L
Wed., 1-2 at Brigham Young	85	57	W
Sun., 1-6 at Ole Miss*	46	81	L
Thurs., 1-10 Alabama*	70	84	L
Sun., 1-13 at #9 S. Carolina*	66	91	L
Thurs., 1-17 Kentucky*	76	64	W
Sun., 1-20 at LSU*	55	65	L
Thurs., 1-24 at Miss. State* (OT)	82	85	L
Sun., 1-27 #7 South Carolina*	74	46	W
Thurs., 1-31 #8 Vanderbilt*	67	57	W
Sun., 2-3 at Alabama*	72	70	W
Thurs., 2-7 at #3 Tennessee*	65	93	L
Sun., 2-10 LSU*	80	71	W
Wed., 2-13 Miss. Valley State	83	37	W
Sun., 2-17 Auburn*	88	65	W
Thurs., 2-21 at #16 Florida*	58	64	L
Sun., 2-24 #23 Georgia*	66	45	W
Thurs., 2-28 Ole Miss%	78	60	W
Fri., 3-1 #12 South Carolina%	79	61	W
Sat., 3-2 #6 Vanderbilt%	78	81	L
Sat., 3-15 Clemson\$	78	68	W
Mon., 3-17 at #11 Kansas State\$	68	82	L

* - SEC Game || % - SEC Tournament, Nashville, Tenn.

! - ALLTEL Arena, North Little Rock, Ark.

\$ - NCAA 1st & 2nd Round, Manhattan, Kan.

2002-03
Overall: 22-11
SEC: 7-7 (7th)

Home: 12-2; Road: 5-6; Neutral: 5-3

	UA	OPP	W/L
Sat., 11-23 Stephen F. Austin [17]	78	54	W
Mon., 11-25 Texas Christian [17]	76	66	W
Thurs., 11-28 Old Dominion# [17]	54	49	W
Fri., 11-29 Hampton# [17]	78	41	W
Sat., 11-30 #1 Duke# (OT) [17]	72	74	L
Fri., 12-6 Northwestern St& [13]	79	60	W
Sat., 12-7 Rice& [13]	63	50	W
Mon., 12-9 Tulsa [13]	66	49	W
Thurs., 12-19 SW Missouri St. [10]	64	46	W
Sat., 12-28 Western Kentucky [10]	71	61	W
Mon., 12-30 Loyola Marymount [9]	87	52	W
Thurs., 1-2 at Oklahoma St. [9]	58	60	L
Sun., 1-5 Montana St. [11]	85	37	W
Mon., 1-6 La-Lafayette! [11]	75	57	W
Thurs., 1-9 at Memphis [11]	78	64	W
Sun., 1-12 #13 S. Carolina* [11]	67	58	W
Thurs., 1-16 Florida* [10]	84	45	W
Sun., 1-19 #2 LSU* [10]	82	72	W
Thurs., 1-23 at #18 Vanderbilt* [8]	59	76	L
Sun., 1-26 at Auburn* [8]	36	64	L
Thurs., 1-30 #4 Tennessee* [12]	79	92	L
Sun., 2-2 at Alabama* [12]	59	58	W
Sun., 2-9 Ole Miss* [14]	62	60	W
Thurs., 2-13 at Kentucky* [13]	70	60	W
Sun., 2-16 at #15 S. Carolina* [13]	59	83	L
Thurs., 2-20 #16 Miss. State* [15]	59	72	L
Sun., 2-23 at #13 Georgia* [15]	60	69	L
Thurs., 2-27 at #4 LSU* [21]	57	70	L
Sun., 3-2 Alabama* [21]	68	57	W
Thurs., 3-6 Alabama* [23]	53	48	W
Fri., 3-7 #6 LSU* [23]	72	78	L
Sun., 3-23 at Cincinnati\$ [24]	71	57	W
Tues., 3-25 #5 Texas\$ [24]	50	67	L

[x] - Arkansas ranking at time of game || * - SEC Game

% - SEC Tournament, North Little Rock, Ark.

- Paradise Jam, U.S. Virgin Islands

& - Gene Hackman Inv., Houston, Texas

! - ALLTEL Arena, NLR, Ark. || \$ - NCAA 1/2 Rd, Cincinnati, Ohio

2003-04
Overall: 16-12
SEC: 5-9 (9th)

Home: 7-4; Road: 7-7; Neutral: 2-1

	UA	OPP	W/L
Fri., 11-21 at Wichita State	81	72	W
Mon., 11-24 Rice	65	46	W
Fri., 11-28 Oregon State#	58	50	W
Sat., 11-29 at Loyola Marymount#	58	64	L
Wed., 12-3 at Western Ky	67	65	W
Sat., 12-6 at #21 TCU (OT)	62	67	L
Tues., 12-9 at Tulsa	64	43	W
Thurs., 12-18 Northwestern State!	78	64	W
Sat., 12-20 at Indiana	78	70	W
Sun., 12-28 at Stephen F. Austin	79	61	W
Tues., 12-30 McNeese State	72	52	W
Fri., 1-2 Memphis	79	75	W
Sun., 1-4 Oklahoma State	a75	55	W
Thurs., 1-8 at #5 Tennessee*	44	83	L
Sun., 1-11 Ole Miss*	67	61	W
Sun., 1-18 at South Carolina*	66	52	W
Thurs., 1-22 #12 LSU*	65	73	L
Sun., 1-25 #22 Auburn*	44	71	L
Thurs., 1-29 #24 Vanderbilt*	69	74	L
Sun., 2-1 at Miss. State*	55	57	L
Sun., 2-8 #16 Georgia*	71	63	W
Thurs., 2-12 at #16 LSU*	65	92	L
Sun., 2-15 at Alabama*	65	68	L
Thurs., 2-19 Kentucky*	69	58	W
Sun., 2-22 at Florida*	82	68	W
Thurs., 2-26 #2 Tennessee*	71	93	L
Sun., 2-29 at Ole Miss*	73	84	L
Thurs., 3-4 Miss State%	74	79	L

* - Southeastern Conference Game

% - SEC Tournament, Nashville, Tenn.

- LMU Thanksgiving Classic, Los Angeles, Calif.

! - Summit Arena, Hot Springs, Ark.

2004-05				2006-07				2007-08				2008-09			
Overall: 17-14				Overall: 18-13				Overall: 17-13				Overall: 18-14			
SEC: 3-11 (11th)				SEC: 3-11 10th				SEC: 2-12 (H: 1-6; R: 1-6)				SEC: 6-8 (H: 3-4; R: 3-4)			
Home: 10-4; Road: 3-8; Neutral: 4-2				Home: 7-6; Road: 9-5; Neutral: 2-2				Home: 10-6; Road: 2-6; Neutral: 5-1				Home: 12-5; Road: 4-7; Neutral: 2-2			
	UA	OPP	W/L		UA	OPP	W/L		UA	OPP	W/L		UA	OPP	W/L
Fri., 11-19 Alabama State	74	49	W	Fri., 11-10 at Clemson	75	69	W	Sun., 11-11 Lipscomb	87	60	W	Sat., 11-15 La-Monroe	77	38	W
Sun., 11-21 Centenary	86	52	W	Mon., 11-13 Louisiana-Monroe	62	54	W	Wed., 11-14 Jackson State	72	49	W	Wed., 11-19 High Point	63	46	W
Thurs., 11-25 #15 Purdue#	51	55	L	Fri., 11-17 at Lipscomb	77	39	W	Sat., 11-17 Austin Peay	61	48	W	Fri., 11-21 SMU	78	69	W
Fri., 11-26 Idaho St#	69	59	W	Sat., 11-18 at Austin Peay	58	46	W	Tues., 11-20 Tulsa	69	52	W	Sun., 11-23 Northwestern	60	44	W
Sun., 11-28 Western Kentucky	83	79	W	Mon., 11-20 Wichita State	80	70	W	Fri., 11-23 Georgia Southern#	77	51	W	Fri., 11-28 Oregon State#	56	69	L
Wed., 12-1 Indiana	53	50	W	Fri., 11-24 Denver#	84	58	W	Sat., 11-24 New Orleans#	65	44	W	Sat., 11-29 Pacific#	78	61	W
Fri., 12-3 Wichita State	78	55	W	Sat., 11-25 at Hawai'i#	70	56	W	Wed., 11-28 at Missouri	66	53	W	Wed., 12-3 at Memphis	76	69	W
Tues., 12-7 at Memphis	59	53	W	Sun., 11-26 #2 North Carolina#	69	94	L	Sun., 12-2 Clemson	79	63	W	Sat., 12-5 Miss Valley!	79	46	W
Thurs., 12-16 La-Lafayette!	82	68	W	Fri., 12-1 Portland State	97	62	W	Tues., 12-4 Sam Houston State	89	62	W	Sun., 12-6 Kansas State!	56	65	L
Tues., 12-21 Oregon	65	62	W	Sun., 12-3 Texas Southern	90	50	W	Thurs., 12-13 Northwestern State!	59	43	W	Tues., 12-9 North Dakota	85	73	W
Thurs., 12-30 at #16 Georgia*	57	78	L	Wed., 12-13 SMU [25]	70	58	W	Sat., 12-15 St. Louis	74	59	W	Thurs., 12-18 Dartmouth	66	57	W
Sun., 1-2 at Cincinnati	66	54	W	Sat., 12-16 at Tulsa [25]	78	67	W	Tues., 12-18 Memphis	91	66	W	Sun., 12-22 Missouri	55	56	L
Thurs., 1-6 Florida*	56	68	L	Mon., 12-18 at Memphis [24]	70	54	W	Fri., 12-29 Delaware&	62	49	W	Mon., 12-29 Western Illinois	70	53	W
Sun., 1-9 at Mississippi*	73	85	L	Wed., 12-20 Stephen F. Austin! [24]	75	54	W	Sat., 12-30 Marquette&	71	69	W	Wed., 12-31 Stetson	85	44	W
Thurs., 1-13 at #8 Tennessee*	54	72	L	Thurs., 12-28 Cincinnati [23]	94	82	W	Sa., 1-5 Texas Tech	80	57	W	Sat., 1-3 at Texas Tech	60	75	L
Sun., 1-16 Miss State*	83	71	W	Sat., 12-30 at St. Louis [23]	66	59	W	Thurs., 1-10 #11 LSU*	54	76	L	Thurs., 1-8 LSU*	42	62	L
Thurs., 1-20 at #2 LSU*	45	91	L	Thurs., 1-4 at #11 Vanderbilt* [20]	61	98	L	Sun., 1-13 at Ole Miss*	55	63	L	Sun., 1-11 at Kentucky*	63	72	L
Sun., 1-23 S. Carolina*	61	49	W	Sun., 1-7 Miss State* [20]	73	81	L	Thurs., 1-17 at Alabama*	63	49	W	Sun., 1-18 #6 Auburn*	61	70	L
Tues., 1-25 at UM-Kansas City	69	46	W	Sun., 1-14 at Auburn* [25]	65	62	W	Sun., 1-20 Florida*	74	92	L	Thurs., 1-22 #10 Tennessee*	67	76	L
Sun., 1-30 Mississippi*	52	75	L	Thurs., 1-18 Alabama*	71	63	W	Thurs., 1-24 at #2 Tennessee*	55	98	L	Sun., 1-25 at Miss State*	65	62	W
Thurs., 2-3 at Auburn*	51	62	L	Sun., 1-21 at Florida*	67	57	W	Sun., 1-27 Miss State*	56	42	W	Thurs., 1-29 at #20 Vanderbilt* (OT)	61	72	L
Thurs., 2-10 Alabama*	83	68	W	Thurs., 1-25 at #8 LSU*	53	70	L	Sun., 2-3 at S. Carolina*	50	59	L	Sun., 2-1 #12 Florida*	78	94	L
Sun., 2-13 Georgia Tech&	71	59	W	Sun., 1-28 #15 Vanderbilt	34	61	L	Thurs., 2-7 #24 Georgia*	58	72	L	Thurs., 2-5 at LSU*	53	68	L
Thurs., 2-17 at #22 Vanderbilt*	43	78	L	Thurs., 2-1 at Miss State*	75	80	L	Sun., 2-10 Auburn*	68	73	L	Sun., 2-8 at Georgia*	77	64	W
Sun., 2-20 #6 Tennessee*	71	84	L	Sun., 2-4 Ole Miss* (2 OT)	87	90	L	Sun., 2-17 at Florida*	73	75	L	Thurs., 2-12 S. Carolina*	58	54	W
Thurs., 2-24 #1 LSU*	64	90	L	Thurs., 2-8 S. Carolina* [FSN]	69	74	L	Thurs., 2-21 #25 Vanderbilt*	50	63	L	Sun., 2-15 Ole Miss*	70	59	W
Sun., 2-27 at Kentucky*	67	73	L	Thurs., 2-15 #7 LSU*	65	86	L	Sun., 2-24 Kentucky*	56	59	L	Thurs., 2-19 at #15 Florida*	83	74	W
Thurs., 3-3 Miss St.%	80	73	W	Sun., 2-18 at Kentucky* [FSN]	60	87	L	Thurs., 2-28 at #6 LSU*	46	83	L	Sun., 2-22 Alabama*	74	69	W
Fri., 3-4 Vanderbilt%	60	79	L	Thurs., 2-22 #2 Tennessee* (OT)	68	75	L	Sun., 3-2 at Auburn*	57	74	L	Sun., 3-1 at #3 Auburn*	57	94	L
Fri., 3-18 UNLV\$	61	48	W	Sun., 2-25 at #11 Georgia*	51	69	L	Thurs., 3-6 Auburn*	51	73	L	Thurs., 3-5 Ole Miss%	60	65	L
Mon., 3-21 at Arkansas State\$\$	84	98	L	Thurs., 3-1 Kentucky%	57	72	L	* - Southeastern Conference Game				Mo, 3-23 Okla. State! (OT)	61	60	W
* - Southeastern Conference Game				* - Southeastern Conference Game				% - SEC Tournament, Nashville, Tenn.				Thurs., 3-36 at Kansas!	59	75	L
% - SEC Tournament, Nashville, Tenn.				% - SEC Tournament, Duluth, Ga.				# - UTSA Thanksgiving Classic, San Antonio, Texas				* - Southeastern Conference Game			
# - Flint Hills Resources Islander Classic, Corpus Christi, Texas				# - Hawaiian Airlines Rainbow Wahine, Honolulu, Hawai'i				& - Dartmouth Tournament, Hanover, N.H.				% - SEC Tournament, North Little Rock, Ark.			
I - ALLTEL Arena, N. Little Rock, Ark.				I - Summit Arena, Hot Springs, Ark.				I - Summit Arena, Hot Springs, Ark.				# - Junkanoo Jam, Freeport Division Grand Bahama Island			
& - Russell Athletics Shootout, Duluth, Ga.												& - Commerce Bank Wildcat Classic, Manhattan, Kan.			
\$ - WNIT First Round, Fayetteville, Ark.												I - WNIT Tournament			
\$\$ - WNIT Second Round, Jonesboro, Ark.															

2005-06			
Overall: 13-15			
SEC: 5-9 8th			
Home: 9-4; Road: 2-10; Neutral: 2-1			
	UA	OPP	W/L
Fri., 11-18 at SMU	73	63	W
Mon., 11-21 Memphis	99	53	W
Fri., 11-25 at Oregon	59	70	L
Sat., 11-26 at Portland St.	65	67	L
Tues., 11-29 Grambling	88	69	W
Thurs., 12-1 Tulsa	64	66	L
Sun., 12-4 UMKC	84	57	W
Tues., 12-6 at Western Kentucky	73	89	L
Thurs., 12-15 Nicholls State!	75	40	W
Sun., 12-18 Texas-Pan American	74	44	W
Wed., 12-21 New Orleans	84	46	W
Thurs., 12-29 Coppin St.#	49	33	W
Fri., 12-30 Fla. International#	54	58	L
Thurs., 1-5 at Miss. State*	66	45	W
Sun., 1-8 #20 Vanderbilt* (OT)	52	51	W
Thurs., 1-12 Auburn*	64	60	W
Sun., 1-15 at Alabama*	73	75	L
Sun., 1-22 Miss. State*	60	58	W
Thurs., 1-26 #24 Florida*	69	63	W
Sun., 1-29 at S. Carolina*	52	61	L
Thurs., 2-2 #3 LSU*	59	93	L
Sun., 2-5 at #5 Tennessee*	37	77	L
Thurs., 2-9 at #22 Vanderbilt*	59	64	L
Sun., 2-12 Kentucky*	50	79	L
Sun., 2-19 at #2 LSU*	42	64	L
Thurs., 2-23 #13 Georgia*	80	86	L
Sun., 2-26 at Ole Miss*	78	85	L
Thurs., 3-2 Ole Miss %	64	94	L
* - Southeastern Conference Game			
% - SEC Tournament, N. Little Rock, Ark.			
# - FIU Sun & Fun Classic, Miami, Fla.			
! - Summit Arena, Hot Springs, Ark.			

YEAR BY YEAR TEAM PHOTOS



1976-77

Front row, from left: Jeanette Cowherd, Deborah Cooper, Camille Yancey, Carol Ann Riggs, Joanie Johnston, Karen Osborne, Pat Keck; back row, from left: trainer Jerry Cohen, Debbie Roe, Marsha Lackey-Vining, Joyce Underdown, Joy Dillard, Celeste Holman, Tami Thompson, Deanna Barnes, manager Gail Saulsbury, head coach Sharon Ogle.



1977-78

Front row, from left: Tamera Scherm, Mary Lynn Ederington, Peggy Price, Jeanette Cowherd, Carol Ann Riggs, Marsha Lackey-Vining, Camille Yancey; back row: manager Dianne Lewis, Sheila Burns, Kathy Rowland, Sherry Smith, Joy Dillard, Betsy Broyles, Debbie Roe, Melanie Browder, head coach Sharon Ogle, trainer Jerry Cohen.




1978-79

Unfortunately, the University of Arkansas does not have a team photo of the 1978-79 team, only this newspaper clipping of a team photo. The members of the 1978-79 team were: Betsy Broyles, Donna Buccella, Kathy Caton, Trisha Cooper, Sharon Delph, L'Anna Howard, Marsha Johnson, Peggy Price, Debbie Roe, Sandy Scranton, Lita Stricklin, Monica Van Parys. The head coach was Joan Henn with assistant coach Judy Grayston. If any former players have a copy of the team photograph, we would like to copy it for our records. Please contact Bill Smith at the Athletic Media Relations office.



Coach Sharon Ogle 2 years, 24-15 (1976-1978)

Tasked with starting the women's basketball team, Ogle in fact was restarting a program that existed briefly at the end of the 1960s as an "extramural" team. Aside from a continuous history of teams the following 30 years, the differences that set the 1976-77 team apart from previous squads to become the first varsity team were the official sanction of the Women's Athletics Department, membership in the AIAW -- the national women's collegiate rules body of the period -- and scholarship, albeit partial scholarships. Ogle also signed the first recruited athletes for women's basketball the next season.



Monica Van Parys

By virtue of the shorter seasons, Arkansas' early teams own records that may never be broken. For example, the 1978-79 team allowed the fewest points (1,242) in a season, but also scored the fewest points (1,100).



Cheryl Orcholski

YEAR BY YEAR TEAM PHOTOS



Coach Joan Henn
3 years, 33-41 (1978-1981)


The second head coach for the Razorback basketball team, Joan Henn saw the expansion of the schedule and roster during her three years at Arkansas. Transitioning to a varsity-style squad filled with recruited scholarship athletes, Henn faced some of the first major regional opponents during the pre-SWC days of AIAW basketball in Fayetteville. Henn has the distinction of being the first coach to take the Razorbacks into post-season competition at the Southwest

Regional of the AIAW in Baton Rouge in her second season, and she started the first home tournament.



1979-80

Front row, from left: Trisha Cooper, Lita Stricklin, Monica Van Parys, Kim Bunge, Patrice Gillenwater, Tammy Siefkes, Connie Fitzgerald; back row: Peggy Price, manager; Kristy Weathers, manager; Sandy Scranton, Leah Gordon, George Ana Clark, Ann Keenan, assistant coach; Joan Henn, head coach; Kathy Caton, Marsha Johnson, Lisa Harris, Kelly Lipe, Nancy Stevens, trainer.



Amanda Holly


The 1980-81 team became the first Razorback basketball team to host a home tournament. By defeating Tennessee-Martin and McNeese State in February, the 1981 team started the perfect record for Arkansas women's basketball at home. All-time through three versions of home tournaments, Arkansas is a combined perfect 26-0 with 13 tournament titles. This early Lady Razorback Invitational continued for two more seasons before going on hiatus until the 1989 season. Arkansas hosted several Dial Classics before home tournaments ended in 1999. The 1980-81 team also has the

distinction of the most players fouled out in a year, 47.



1980-81


Front row, from left: Brenda Alexander, Connie Fitzgerald, Cecilia Roark, Jan Lookadoo, Cheryl Orcholski, Leah Gordon; back row, from left: Kelly Lipe, manager; Nancy Stevens, trainer; Matilda Willis, assistant coach; Wendy Schopp, Patrice Gillenwater, Mary Munsch, Kim Bunge, Monica Van Parys, Tammy Siefkes, DeAnn Henry, Joan Henn, head coach; Bonnie Foley, graduate assistant; Peggy Price, manager.



Coach Matilda Willis
3 years, 67-27 (1981-1984)

Responsible for signing the first major recruiting classes at Arkansas, Matilda Willis laid the foundation for the Razorbacks' quick ascension into the Southwest Conference elite. Willis also upgraded the UA schedule from regional to national contests, taking on the powerhouse teams of the day including Delta State and Louisiana Tech. The first 20-win coach at Arkansas, her 1982 team also became the first Razorback team at the national championship level, advancing to the Sweet 16 of the AIAW National Tournament in California. Her brief three

seasons at Arkansas before leaving for Kansas State give her the best career winning percentage of any Razorback women's basketball coach at .713.



1981-82

Front row, from left: Brenda Alexander, Dinah Dickerson, Connie Fitzgerald, Tamara Mathis, Doris Gaiser, DeAnn Henry, Cheryl Orcholski; back row, from left: Kelly Lipe, manager; Nancy Stevens, trainer; John Sutherland, assistant coach; Bettye Fiscus, Paula Phillips, Monica Van Parys, Kim Bunge, Amanda Holley, Erma Greer, Mary Munsch; Jeff Cohen, assistant coach; Matilda Willis, head coach; Marsha Van Parys, manager.

YEAR BY YEAR TEAM PHOTOS



1982-83

Front row, from left: Kelly Lipe, manager; Debra Williams, Connie Fitzgerald, Doris Gaiser, Erma Greer, Tamara Mathis, DeAnn Henry, Cheryl Orcholski, Nancy Stevens, trainer. Back row, from left: Marsha Van Parys, manager; Matilda Willis, head coach; Bettye Fiscus, Mary Munsch, Anne Luostarinen, Kim Bunge, Amanda Holley, Paula Phillips, Sherri Boeller, John Sutherland, assistant coach; Lisa Parker, assistant coach.



1983-84

Front row, from left: Debra Williams, Cheryl Orcholski, Tamara Mathis, Doris Gaiser, Valecia Fore. Kneeling, from left: Sheila Burkes, Bettye Fiscus, Erma Greer, Tracy Webb, Mary Munsch. Standing, from left: manager Rita Ivie, trainer Nancy Stevens, assistant coach John Sutherland, Amanda Holley, Anna Luostarinen, Monica Brown, manager Kelly Lipe, manager Sammie Baird, head coach Matilda Willis.




1984-85

Front row, from left: Brenda Rhodes, Tracy Webb, Dianna Harris, Bettye Fiscus, Doris Gaiser. Middle row: assistant coach Journey Beard, manager Sammie Baird, Cindy Daley, Debra Williams, Erma Greer, Tina Brewer, trainer Nancy Stevens. Back row: head coach John Sutherland, manager Cynthia Mathis, Tamara Mathis, Monica Brown, Tracey Hutchinson, Bronwyn Wynn, Sheila Burkes, manager Rita Ivie, asst. coach Joey Anders.

Kim Bunge

For the second consecutive year, Matilda Willis kept Arkansas undefeated at Barnhill Arena. This was the first year for Southwest Conference women's basketball, with the emphasis on the postseason tournament and a single-round robin regular-season format. This also marked the first year of NCAA participation for the Razorbacks as Arkansas elected to compete under AIAW rules until the demise of the national women's collegiate organization in 1982.




Erma Greer

Riding one of the nation's longest home winning streaks, Matilda Willis sought out a major test for her growing program. By hosting the defending national champion Lady Techsters for the home opener, Arkansas saw its 21-game, three-year Barnhill streak end to No. 2 La. Tech. The tough non-conference schedule got Arkansas prepared for the first full double-round robin SWC slate. In one of the early program's epic games, a buzzer-beating final shot rimmed out against No. 1 ranked Texas, allowing the Longhorns to escape Fayetteville by one point and continue what would become the longest conference win streak in women's basketball history. However, Arkansas would finish that task six years later in Austin.



All-time leading scorer Bettye Fiscus

The 1984-85 season was a passing of the torch as the first generation of star players at Arkansas, led by all-time leading scorer Bettye Fiscus, played their senior year. At the same time, the next wave led by sophomores like Tracy Webb and Sheila Burkes were becoming key players for the Razorbacks.



YEAR BY YEAR TEAM PHOTOS



Coach John Sutherland
9 years, 174-88 (1984-1993)

When he was promoted to head coach by former women's athletics director Ruth Cohoon in the spring of 1984, John Sutherland became the youngest Division I head coach in America. His youth and enthusiasm served him well during his nine-year run, and made him the perfect counterbalance for Arkansas' most bitter Southwest Conference rival, Texas. Three times voted the SWC Coach of the Year, he earned his first honor in 1986 leading the Razorbacks to their first NCAA berth. He coached Arkansas in some of its most memorable games, but none greater than


the epic win at Austin, Texas, to snap the nation's longest conference winning streak. It was Sutherland that became the first coach besides hall of famer Jody Conradt to win a SWC championship. Sutherland's 1989-90 team shared the crown with Texas and advanced to the NCAA Elite Eight. His 1990-91 team won the SWC outright with a pair of wins over Texas, then swept the conference tournament to break another UT streak. He coached Arkansas' first Kodak All-American, Delmonica DeHorney. The transition to the SEC in 1991-92 was difficult, and Sutherland departed after nine seasons. His .664 career mark, six 20-win seasons and two league championships remain one of the best coaching records at Arkansas. The 1990-91 team still holds the record for most wins in a season -- 28 -- and best winning percentage -- .875, 28-4. He went on to coaching stops as an assistant at Notre Dame and Marshall and as head coach at New Mexico State before retiring from coaching.



1985-86


1986 MIDWEST REGION FIRST ROUND

Front row, from left: senior guard Debra Williams, sophomore guard Tina Adams, freshman guard Lillian Valley; second row, from left: freshman guard Lanell Dawson, freshman guard Kim Grisham, sophomore forward Cindy Daley, junior guard Tracy Webb; back row, from left: freshman forward Shelly Wallace, freshman forward Stephanie Brinlee, junior center Bronwyn Wynn, junior forward Sheila Burkes, junior forward Monica Brown.



NWIT MVP Tracy Webb

Having lost to the No. 1 ranked team in the country by a pair of field goals, the senior-laden 1987 team felt it deserved a return to the NCAA tournament. However, in the days before the 64-team draw, at-large bids were hard to come by and the level of respect for the competition in the SWC was not the same as other power leagues. Jilted, the team decided to wreak vengeance on the eight-team field at the National Women's Invitational Tournament in Amarillo, Texas. Arkansas shattered the tournament record for average points scored and margin of victory -- two marks that would stand until the dissolution of the NWIT in 1997.



1986-87

1987 NWIT CHAMPIONS

Front row, from left: Maria Kidd, Lanell Dawson, Claudia Harris, Donna Wilson, Lillian Valley, Juliet Jackson, Tracy Webb. Back row, from left: Shelly Wallace, Robyn Irwin, Bronwyn Wynn, Sheila Burkes, Dianna Harris, Cindy Daley, Monica Brown.

YEAR BY YEAR TEAM PHOTOS




1987-88

Front row, from left: manager Martha Neal, Lillian Valley, Christi Willson, Donna Wilson, Sue Pack, Juliet Jackson, Lisa Martin, manager Karen Johnson. Back row, from left: head coach John Sutherland, assistant coach Tracy Webb, Cindy Daley, Faye Dickerson, Robyn Irwin, Delmonica DeHorney, Angie Gore, Shelly Wallace, assistant coach Tracey Mays, assistant coach Donald Paul, trainer Nancy Stevens.

Donna Wilson

A tough season for Arkansas, but it still had highlights as Donna Wilson set the school record for assists in a game with 18 against Houston in the SWC Tournament and Delmonica DeHorney was named the league's newcomer of the year. Wilson's effort has stood the test of time as three different point guards -- Amber Nicholas, Christy Smith and Amy Wright -- have broken numerous assist marks. Although each had double-digit game bests and all put up over 500 career assists, the closest any came was 12 by Wright. India Lewis' sophomore class record 14 in 2001 is the best effort to break Wilson's record.




1988-89

1989 MIDWEST REGION FIRST ROUND

Front row, from left: junior guard Juliet Jackson, senior guard Lisa Martin, sophomore guard Sue Pack, senior guard Donna Wilson, freshman guard Coretta Chenault, sophomore guard Christi Willson. Back row, from left: senior forward Shelly Wallace, sophomore forward Angie Gore, senior post Robyn Irwin, sophomore center Delmonica DeHorney, sophomore forward Faye Dickerson, freshman guard Michelle Mabry, freshman guard Amber Nicholas.

Kodak Honorable Mention Shelly Wallace

Unlike 1987, Arkansas was rewarded for its runner-up finishes in SWC play, advancing to the NCAA first round. This team remains the highest average scoring team (83.0 ppg) in school history, led by senior power forward Shelly Wallace. The Californian set several school records on her way to Kodak All-America honorable mention honors, many which still stand today including most rebounds in a game, season and career, and most 30-point games in a career with seven. She remains the only Razorback to average a double-double for a season.




1989-90

1990 WEST REGIONAL FINALISTS


Front row, from left: senior guard Juliet Jackson, sophomore guard Amber Nicholas, sophomore guard Christi Willson, freshman guard Marla Goshien, freshman guard Sally Moore, sophomore guard Stacey Walls. Back row, from left: junior forward Sue Pack, freshman post Blair Savage, junior forward Angie Gore, junior post Delmonica DeHorney, junior post Deborah Crosby, sophomore forward Coretta Chenault, freshman forward Janet Moore.

Juliet Jackson

Overlooked among the accomplishments of the 1990 Southwest Conference co-champions is the fact the 1989-90 team was the greatest road squad in school history. Shattering the mark for consecutive road wins with 12, this team may have completed the year perfect on the road had it not been assigned the West Regional and handed the unenviable task of facing the national champion juggernaut of Stanford on the Cardinal's home court. Still, the 12-1 road mark also remains the school record (.923). Juliet Jackson played a key role in two of the most important road wins. Her famous free throws at Texas (see The Greatest Games, page 134) were important, but without her career-best and game-leading 30 points poured in from long distance at Athens, Arkansas' season ends at Georgia.



YEAR BY YEAR TEAM PHOTOS



Kodak All-American Delmonica DeHorney


Arkansas' winningest season had some of the quirkiest moments. The 90-91 team held the record for the longest regular-season win streak -- 12 games -- for 17 years. But for an improbable loss to last-place Baylor by one point at Waco, Arkansas may have won 21 straight. Still, taking 20 of 21 was impressive, and the 28 wins and .875 percentage remain school records. The 1991 team also holds the record for most points (2,644) and most assists (694) due mostly to the post-point duo of Delmonica DeHorney and Amber Nicholas.

1991 SWC Classic MVP

Amber Nicholas




Blair Savage



A rebuilding season was not the best timing to join the toughest women's basketball conference in America. It also proved a tough, quirky schedule as the SWC's double-round robin consumed 16 regular-season games while the SEC had only 11 conference games. Hurt feelings from its former league foes prevented the Razorbacks from scheduling SWC teams and Arkansas scrambled on month's notice to assemble a minimum Division I schedule of 24 games. Without its two-time leading scorer and Kodak All-American Delmonica DeHorney, Arkansas struggled in the first year of SEC play. Watching a last-second layup roll off the rim at Ole Miss to open league play, 66-65, losing the team's leading scorer at semester after upsetting No. 17 Auburn, and a heartbreaking overtime loss at Kentucky added up to an 11th-place finish in the 12-team league. The defending SWC champions

were not alone as fellow expansion member South Carolina, the defending Metro Conference champ, joined Arkansas at the bottom of the league standings helping prove the point of the SEC as the reigning power conference. Wilson's effort has stood the test of time as three different point guards -- Amber Nicholas, Christy Smith and Amy Wright -- have broken numerous assist marks. Although each had double-digit game bests and all put up over 500 career assists, the closest any came was 12 by Wright. India Lewis' sophomore class record 14 in 2001 is the best effort to break Wilson's record.




Shea Henderson

Arkansas' senior point guard from the small Delta town of Star City provided one of the high-light moments of 1992-93 as Shea Henderson drove the lane with seconds remaining to sink the

defending SEC champion Ole Miss Lady Rebels in the conference opener. Arkansas made improvements and regained an almost full schedule in its second transition year to the SEC.


Stephanie Bloomer



1990-91

1991 MIDWEST REGIONALS

Front row, from left: junior guard Amber Nicholas, freshman guard Allyson Twiggs, junior guard Christi Willson, freshman guard Sha Hopson, sophomore guard Sally Moore, freshman guard Shea Henderson. Second row: manager Martha Neal, student coach Jason Jones, graduate asst. Gail Striegler, head coach John Sutherland, asst. coach Tracey Mays Stehlik, assistant coach Loy Moore, trainer Sally Werner-Ferrel, manager Dana Dethrow. Back row: sophomore guard Janet Moore, freshman forward Allison Muldrew, freshman post Yolanda Dickson, senior post Deborah Crosby, senior post Delmonica DeHorney, freshman post Michelle Thacker, senior post Angie Gore, sophomore post Blair Savage.



1991-92


Front row, from left: trainer Sally Werner-Ferrel, manager Suzanne Clark, Shea Henderson, Chrysti Jordan, Sha Hopson, Allyson Twiggs, Angela Davis, Amber Nicholas, manager Bettina Gragg, student assistant Jason Jones. Back row, from left: head coach John Sutherland, Alison Muldrew, Michelle Thacker, Dianna Harris, Rochelle Masengill, Stephanie Bloomer, Blair Savage, Yolanda Dickson, assistant coach Tracey Mays Stehlik, assistant coach Loy Moore.



1992-93

Front row, from left: manager Suzanne Clark, Shea Henderson, Debbie Olivas, Tara Rhodes, Allyson Twiggs, Angela Davis, Tracy Eaton, Shannon Jones, manager Daisy Moore. Back row, from left: practice coordinator Jason Jones, head coach John Sutherland, trainer Sally Werner-Ferrel, Yolanda Dickson, Blair Savage, Michelle Thacker, Stephanie Bloomer, Rochelle Masengill, Kelly Johnson, assistant coach Tracey Mays Stehlik, assistant coach Loy Moore, graduate assistant coach Amber Nicholas.

YEAR BY YEAR TEAM PHOTOS



1993-94


Front row, from left: Debbie Olivas, Shea Henderson, Shannon Jones, Kimberly Wilson, Kelly Johnson, Allyson Twigg, Taqueta Roberson, Tracy Eaton. Back row, from left: manager Susanne Clark, assistant coach Sue Donohoe, head coach Gary Blair, Stephanie Bloomer, Michelle Thacker, Rochelle Masengill, Carrie Parker, Yolanda Dickson, assistant coach Tom Collen, assistant coach Amber Nicholas, manager Nita Thompson.



1994-95

1995 MIDWEST REGION SECOND ROUND

Front row, from left: senior guard Debbie Olivas, sophomore forward Toya Marshall, freshman point guard Christy Smith, sophomore guard Kimberly Wilson, junior post Kelly Johnson, freshman guard Tiffany Wright, senior guard Allyson Twigg, sophomore guard Taqueta Roberson, freshman guard Robin Alpe. Back row, from left: manager David Weaver, manager Amy Clement, assistant coach Kit Kyle, head coach Gary Blair, freshman post Karen Jones, senior post Stephanie Bloomer, senior post Rochelle Masengill, sophomore post Carrie Parker, freshman guard Treva Christensen, assistant coach Tom Collen, assistant coach Amber Nicholas, trainer Ruth DeBro, manager Tom Halbmaier.



1995-96

PRE-SEASON WNIT RUNNER-UP || NWIT 4TH PLACE

Front row, from left: Robin Alpe, Roxanne McCrory, Christy Smith, Taqueta Robertson, Kelly Johnson, Kimberly Wilson, Tennille Adams, Toya Marshall, Sytia Messer, Carrie Satterfield; back row, from left: Tom Collen, assistant coach; Kit Kyle, assistant coach; Amy Clement, manager; Tom Halbmaier, manager; Tiffany Wright, Carrie Parker, Shaka Massey, Karen Jones, Treva Christensen, David Weaver, manager; Ruth DeBro, trainer; Debbie Olivas, student assistant coach; Amber Nicholas, assistant coach; Gary Blair, head coach.

Coach Gary Blair 10 years, 198-120 (1993-2003)




The longest tenured coach in Razorback women's basketball history, Gary Blair will be forever remembered for two improbable runs against the odds and one of the most famous players in school history. Taking over after a successful run at Stephen F. Austin, Blair promised to take Arkansas the next step toward the Final Four. His first recruiting class made good on the pledge.

Led by four-time AP All-America honorable mention Christy Smith, Arkansas became the first unranked team in NCAA history to reach the Women's Final Four. Before the epic 1998 West Regional run, Blair led Arkansas into the NCAA tournament in 1995 thanks to Smith's SEC Freshman of the Year effort to rally Arkansas from a 1-3 league start to a 7-4 close to tie for fourth. Blair was named national coach of the year by two publications after the 1998 season. A disappointing 1999 saw Arkansas become one of a handful of Final Four teams to fail to return to the tournament, but Blair rallied the team to the 1999 WNIT Championship in front of a school, state and then WNIT record crowd of 14,163 at Walton Arena. His final three seasons were NCAA trips before departing to become the head coach at Texas A&M in 2004.


Kelly Johnson

After starting league play 1-3, including a heartbreaking one-point loss to Ole Miss, not a lot of folks held high hopes for Arkansas' SEC finish, except for Christy Smith. The future SEC Freshman of the Year had proved tenacious in the non-conference schedule, and embarked on an improbable run of playing every minute of every SEC game -- both regular season and tournament. Her grit combined with the highly-touted freshmen recruits and the experience of seniors Stephanie Bloomer and Allyson Twigg powered Arkansas to a 6-1 finish in SEC play to tie for fourth place overall. The highlight of the run was an upset of eighth-ranked Vanderbilt. Winning eight of the last 10 games of the season, Arkansas was rewarded with a sixth seed in the NCAA Midwest Region. The 1995 team also set the school record for free throw percentage (.770).



Sytia Messer

Preseason top 10 for the first time since the SWC glory days and set to play in the Preseason WNIT, Arkansas looked ready to roll into the SEC elite. The only loss in an impressive start of 13-1 came in the final minute of the title game to ninth-ranked Colorado. But at the start of conference play, Bama stunned UA at home in overtime, setting off a five-game losing streak. Just as the team recovered with back-to-back league wins, Arkansas lost both the game and its star point guard at Kentucky as Christy Smith's season ended with a torn ACL. Arkansas rallied again, notably with the overtime win in the rescheduled Snow Game against Auburn, but it was not enough to overcome the slow league start. Instead, Arkansas headed to Amarillo for what proved to be the final NWIT.



YEAR BY YEAR TEAM PHOTOS



Kimberly Wilson

Another year of incredible highs and incomprehensible lows for the Razorbacks. The guard combo of Christy Smith and Kimberly Wilson scored 20-plus each and Sytia Messer turned in her finest defensive effort to limit Chamiqua Holdsclaw to her first single-digit game as a collegian as Arkansas upset sixth-ranked Tennessee. It was part of another 13-1 start, but a 3-8 road record and a 5-7 conference finish left Arkansas on the bubble. This was the year ESPN decided to visit the Razorback women's basketball locker room for Selection Sunday, but UA's bubble was burst by the selection committee. With no postseason NIT available, a stunned Arkansas team was left with nothing to do but get ready for next season.



1996-97

Front row, from left: Treva Christensen, Karyn Karlin, Roxanne McCrory, Taqueta Roberson, Sytia Messer, Kimberly Wilson, Carrie Satterfield, Tiffany Wright, Christy Smith, Tennille Adams; back row, from left: Tom Halbmaier, manager, David Weaver, manager; Gary Blair, head coach; Trenia Tillis, assistant coach; Karen Jones, Shaka Massey, Carrie Parker, Tom Collen, assistant head coach; Amber Nicholas, assistant coach; Kris Ring, trainer; Amy Clement, manager; Jason Clemons, manager.



**4x AP All-America Honorable Mention
Christy Smith**

Arkansas used the same formula of 1995 -- impact freshmen and senior leadership -- to return to the postseason. Now the '95 freshmen were the '98 leaders, and despite preseason knee problems, seniors Christy Smith and Karen Jones would not be denied their ultimate goal. While the miracle run at the NCAA West Regional is well known, often overlooked are the key non-conference games -- the half-court back-breaker by Smith at Louisville and the OT rally at Valpo -- plus the must-win "playoff" for the at-large berth with Auburn at the SEC tournament. This was a heartbreak team that set the mark for most conference overtime games in a season with three.



1997-98


1998 FINAL FOUR | WEST REGION CHAMPIONS

Front row, from left: junior post Tennille Adams, freshman guard Lonniya Bragg, freshman guard Wendi Willits, junior guard Sytia Messer, junior guard Carrie Satterfield, junior guard Kamara Stancle, senior point guard Christy Smith, senior forward Tiffany Wright, junior post Brandi Whitehead. Back row, from left, assistant coach Vic Schaefer, assistant coach Amber Nicholas, trainer Kris Ring, stud. trainer Sheryl Taylor, manager Malina Qaddoumi, manager David Weaver, freshman post Celia Anderson, junior guard Treva Christensen, sophomore post Karyn Karlin, senior post Karen Jones, manager Jason Clemons, manager Amira Qaddoumi, manager Amy Clement, assistant coach Trenia Tillis, head coach Gary Blair.



WNIT MVP Lonniya Bragg

Losing several starters from the Final Four team, Arkansas answered the persistent question from the 1998 run by defeating Stanford at San Jose in the season opener. The five-game run to the WNIT title was the highlight of a year of tremendous highs and lows. The season in a player was Karyn Karlin, the leading scorer who pushed Arkansas to a stunning upset over Penn State on CBS but saw her season end early with a torn ACL at Auburn.



1998-99

1999 WOMEN'S NIT CHAMPIONS

Front row, from left: Amy Wright, Krystal Osborne, Wendi Willits, Sytia Messer, Kamara Stancle, Lonniya Bragg, Carrie Satterfield. Back row, from left: manager Malina Qaddoumi, student trainer Christie Clem, assistant coach Vic Schaefer, athletic trainer Kris Ring, assistant coach Trenia Tillis, Brandi Whitehead, Tennille Adams, Karyn Karlin, Celia Anderson, Treva Christensen, Joy Oakley, head coach Gary Blair, assistant coach Amber Nicholas, manager Jason Clemons, manager Amira Qaddoumi.

YEAR BY YEAR TEAM PHOTOS



1999-2000

2000 WNIT SEMIFINALISTS

Front row, from left: senior Karyn Karlin, freshman Lakishia Harper, junior Wendi Willits, freshman Dana Cherry, sophomore Amy Wright, freshman India Lewis, junior Lonniya Bragg; standing, from left, administrative assistant Mike Neighbors, manager Malina Qaddoumi, manager Jason Clemons, assistant coach Vic Schaefer, assistant coach Trenia Tillis, senior Brandi Whitehead, junior Celia Anderson, freshman Katrina Nesby, sophomore Joy Oakley, assistant coach Amber Shirey, head coach Gary Blair, student trainer Tomika Jones, manager Amira Qaddoumi, trainer Sean Collins.



2000-01

2001 WEST REGION || SECOND ROUND

Front row, from left: junior Joy Oakley, junior Carla Rhodes, senior Wendi Willits, sophomore Lakishia Harper, junior Amy Wright, sophomore India Lewis, sophomore Dana Cherry, senior Lonniya Bragg. Back row, from left: assistant coach Amber Shirey, student assistant trainer Angie Gottsponer, associate head coach Vic Schaefer, manager Malina Qaddoumi, trainer Sean Collins, freshman Sarah Lundberg, senior Celia Anderson, freshman Katrina Nesby, freshman Kiesha Beard, freshman Shameka Christon, freshman Shanna Harmon, head coach Gary Blair, adm. assistant Mike Neighbors, manager Amira Qaddoumi, assistant coach Kelly Bond.




2001-02

2002 MIDEAST REGION || SECOND ROUND

Front row, from left: senior Joy Oakley, senior Carla Rhodes, junior Lakishia Harper, senior Amy Wright, junior Kela Peterson, junior India Lewis, junior Dana Cherry. Back row, from left: student trainer Shane Bjornberg, trainer Sean Collins, mgr. Allison Singleton, associate head coach Vic Schaefer, assistant coach Amber Shirey, sophomore Shanna Harmon, sophomore Shameka Christon, sophomore Katrina Nesby, freshman Kiesha Beard, freshman Cara Wright, assistant coach Kelly Bond, head coach Gary Blair, admn. assistant Kelley Waters, mgr. Kim Markham, mgr. M.J. Keeler.


Karyn Karlin

Two notable records belong to the 1999-2000 season. The team capitalized on the 5-0 finish of the previous season with an 8-0 start to break a pair of school records, consecutive wins and consecutive wins to begin the season. Unfortunately, a pair of losing streaks -- five games in January and seven games in February -- sent Arkansas back to the WNIT. The Razorbacks continued their WNIT winning streak into the semifinals before losing to league rival Florida.




Wendi Willits


Arkansas' first full season in the 21st century was the year of the three-pointers. Wendi Willits finished her career by adding the career trey mark -- 316 -- to her long list of three-point records at Arkansas. Willits' outside shooting drove this team to a school-record 202 three-point goals. The emergence of freshman Shameka Christon gave Arkansas great balance as the 2000-01 team became the seventh -- and most recent -- team in school history to finish the year with four double-digit scorers.



Amy Wright

The fact Amy Wright broke Amber Nicholas' career assist record was a foregone conclusion at the start of 2001-02; however, that Wright's ball handling ability would lead to a new season-record 205 assists and a whopping 717 for her career wasn't. Lost in her assist record was the senior guard's ability to protect the basketball as the 2001-02 team broke the school record for fewest turnovers with 433 -- highly significant considering the short length of some of Arkansas' early seasons. This team also claimed the school record for most blocked shots in a season with 136.





India Lewis


For only the third time in school history, Arkansas started and finished the season ranked in the AP top 25. The 2003 team also got off to one of the four fastest starts in school history, pushing to 10-1. The season peaked with a stunning upset of No. 2 LSU, 82-72, before one of the largest crowds in school history at Walton Arena. Another five-figure crowd came a week later to see Arkansas come up short against fourth-ranked Tennessee. It was part of a 55,000-fan January for all women's athletics combined in Fayetteville. The year had another peak as the SEC crossed the Mississippi River for the first time for a basketball tournament, and the result was a record-setting attendance at ALLTEL.



2002-03


2003 WEST REGION || SECOND ROUND

Front row, from left: freshman Sarah Pfeifer, senior Dana Cherry, senior Kela Peterson, senior Lakishia Harper, senior India Lewis, freshman Rochelle Vaughn, freshman Redd Coleman, freshman Kristin Moore. Back row, from left: manager Britteny Johnson, manager Allison Singleton, associate head coach Vic Schaefer, assistant coach Amber Shirey, sophomore Cara Wright, junior Shameka Christon, junior Katrina Nesby, freshman Ruby Vaden, junior Shanna Harmon, graduate assistant trainer John Parrigon, assistant coach Kelly Bond, administrative assistant Kelley Waters, head coach Gary Blair. Not pictured, trainer Sean Collins, sophomore Kiesha Beard.



SEC Player of the Year Shameka Christon

Under new head coach Susie Gardner, Shameka Christon's offensive production jumped to 21.8 ppg to lead the SEC in scoring. As a result, the senior became the first Razorback women's basketball player to earn SEC Player of the Year and the first Associated Press Third-Team All-American. Arkansas posted its most wins on the road in almost a decade under its new head coach. The Razorbacks also notched a school record for most three-point attempts. After the close of the season, Christon became the highest drafted Arkansas women's basketball player by the WNBA, selected fifth overall by the New York Liberty.




2003-04

Front row, from left: sophomore forward Sarah Pfeifer, junior guard April Seggebruch, sophomore guard Rochelle Vaughn, freshman guard Kristin Peoples, junior guard Adrienne Bush, junior guard Sheree Thompson, freshman forward Danielle Allen; back row, standing from left: manager Allison Singleton, graduate assistant Alli Clark, director of basketball operations Kelley Waters, assistant coach Charity Elliott, assistant coach Rena Faust-Holden, senior post Shanna Harmon, senior forward Shameka Christon, senior post Katrina Nesby, sophomore post Ruby Vaden, sophomore guard-forward Kristin Moore, head coach Susie Gardner, basketball athletic trainer Sean Collins, student athletic trainer Maggie Harrington, assistant coach Amber Shirey and manager Britteny Johnson.



SEC Scholar-Athlete of the Year Sarah Pfeifer


The 9-1 start for 2004-05 tied the school record for best opening 10 games. Sophomore Sarah Pfeifer was named the SEC Scholar-Athlete of the Year, giving Arkansas back-to-back league-wide player honors. It was an award Pfeifer earned the hard way. Returning to the lineup from shoulder surgery the year before, the redshirt sophomore wasn't supposed to lead the team in scoring. But torn ACLs for two starting post players in the space of three weeks sent the not-quite 6-0 Pfeifer into the land of the giants. A former high school



2004-05


2005 WNIT SECOND ROUND

Front row seated, from left: junior Sheree Thompson, sophomore Kristin Peoples, junior Rochelle Vaughn, senior Adrienne Bush, sophomore Sarah Pfeifer, junior Melissa Hobbs, senior April Seggebruch, freshman Brittny Vaughn, senior Allison Singleton; back row standing, from left: graduate assistant athletic trainer Lucy Mansfield, graduate assistant Alli Clark, basketball trainer Phill Vardimann, assistant coach Amber Shirey, assistant coach Rena Faust-Holden, sophomore Danielle Allen, junior Kristina Andjelkovic, junior Ruby Vaden, junior Kristin Moore, freshman Christina Lawrence, assistant coach Johnnie Harris, head coach Susie Gardner, strength coach J.C. Moreau, manager Marie Earwood, manager Brittany Johnson, director of basketball operations Kelley Waters.




2005-06

Front row seated, from left: senior Adrienne Bush, sophomore Brittney Vaughn, freshman Ayana Brereton, junior Leslie Howard, junior Danielle Allen, senior Rochelle Vaughn, junior Kristin Peoples, senior Sheree Thompson, junior Dominique Washington. Back row standing, from left: manager Nathan Bodenstein, assistant coach Amber Shirey, assistant coach Johnnie Harris, freshman Whitney Jones, junior Sarah Pfeifer, senior Kristina Andjelkovic, senior Kristin Moore, senior Melissa Hobbs, head coach Susie Gardner, strength coach J.C. Moreau, assistant coach Khadija Head, student trainer Malinda McNew, graduate assistant coach Allison Singleton.



2006-07

Front row seated, from left: Kendra Roberts, Charity Ford, Leslie Howard, Danielle Allen, Dominique Washington, Sarah Pfeifer, Tanisha Smith, Ayana Brereton, Donica Cosby, Brittney Vaughn. Back row standing, from left: manager Erin Cox, manager Haley Bestgen, manager Trudi Spencer, graduate assistant Allison Singleton, assistant coach Amber Shirey, assistant coach Johnnie Harris, strength coach J.C. Moreau, LaKendra Spates, Lauren Ervin, Whitney Jones, head coach Susie Gardner, assistant coach Mike Neighbors, director of basketball operations Khadija J. Head, athletic trainer Jeremy Brazier, assistant athletic trainer Katie Weindinger, and manager Nathan Bodenstein.



2007-08

Front row seated, from left: Shanita Arnold, Charity Ford, Hailey Nutt, Whitney Jones, Sarah Pfeifer, Ayana Brereton, Brittney Richardson, Kendra Howard, Brittney Vaughn. Back row standing, from left: manager Trudi Spencer, manager Haley Bestgen, head coach Tom Collen, video coordinator Jake Nelp, assistant coach Greg Collins, associate head coach Timothy Eatman, Whitney Zachariason, Lauren Ervin, Ashlea Williams, assistant coach Zenarae Antoine, strength coach J.C. Moreau, graduate assistant Angie Nelp, basketball athletic trainer Jeremy Brazier, executive director of basketball operations Amber Shirey, manager Erin Cox, assistant athletic trainer Joanna Schafthausen.

Coach Susie Gardner **4 years, 64-54 (2003-2007)**

Becoming the sixth head coach in April 2003, Susie Gardner posted three winning seasons in her four at Arkansas. Her teams had some historic high points, including the best starts in SEC (2006) and overall (2006-07), but also had some of the most dramatic lows, longest losing streak and worst SEC regular season mark. Gardner's first teams produced a pair of SEC athletes of the year with Shameka Christon took overall player of the year in 2004 and Sarah Pfeifer received the scholar-athlete of the year award in 2005. Her final team saw Pfeifer repeat the scholar award and the first double-double player in a generation, Lauren Ervin.




All-SEC Second Team Lauren Ervin

Junior transfer Lauren Ervin became the first double-double player at Arkansas since the great Shelly Wallace in the late 1980s. Ranked nationally for rebounds most the year, she has 11 double-double games -- second only to Wallace for a season or career -- to finish the year with 12 ppg and 10 rpg. Ervin shattered the school marks for blocks in SEC play. A school-record start to the season at 15-1 and a midseason AP ranking did not last as the Razorbacks closed with a school-record 10-game losing streak leading to the resignation of Susie Gardner as head coach in early March.



WBCA Robin Roberts Award Winner **Brittney Vaughn**

Tom Collen's first season at Arkansas was a record-breaker as the Razorbacks opened 15-0. The 2007-08 team established both the longest in-season and all-time winning streak with its perfect run through the entire non-conference slate. Returning to the AP Top 25 after defeating Marquette then thrashing old SWC rival Texas Tech, Arkansas seemed poised to become a factor in SEC play. Unfortunately, the team's double-double leader Lauren Ervin tore her ACL in the conference opener and the team was never the same. In spite of the nine-game losing streak to end the year, there were several individual achievements. Ervin was a third-round draft pick of the Connecticut Sun, and senior point guard Brittney Vaughn became the first Razorback to win a national award from the WBCA as she was named the Robin Roberts Award recipient at the 2009 Women's Final Four.





Coach Tom Collen
Third year, 35-27 (2007-)

The naming of Arkansas' seventh women's basketball head coach was a homecoming for one of America's most successful coaches, Tom Collen. The recruiting coordinator and eventually assistant head coach during Arkansas' surge to the Final Four in the 1990s, Collen left his mark at Arkansas through his previous players like four-time All-American Christy Smith and future top three-point shooter in America Wendi Willets. He made an immediate impact again as his first recruiting class as the head coach for Razorbacks was ranked top 25 in the country. Arriving at Arkansas as one of the top 10

winningest women's basketball coaches in the game, Collen in his first nine seasons as a head coach already has 200 career victories with 10 postseason appearances: five trips at Colorado State, four at Louisville and one at Arkansas.



Charity Ford


The 2009-10 season came to a close with hard-fought games and career performances by the Razorback women's basketball team. Seniors Charity Ford and Ashley McCray hung up their jerseys after solid careers for Arkansas. Ford played four seasons for the Razorbacks ending her career with 917 points, 287 rebounds and 130 assists. Ford ranks 25th all-time for points scored and scored in double-digits in all but one game (the opener) in 2009-10. McCray's two-year career saw her score 254 points with 181 rebounds and 16 blocks.



2008-09


2009 WNIT SECOND ROUND

Front row seated, from left: Ayana Brereton, Jamesha Townsend, Julie Inman, Lyndsay Harris, Shanita Arnold, Ceira Ricketts, Charity Ford, Brittney Richardson. Back row standing, from left: manager Emily Pearson, manager Caroline Powell, executive director of basketball operations Amber Shirey, basketball athletic trainer Jeremy Brazier, assistant coach Greg Collins, associate head coach Timothy Eatman, Whitney Jones, Ashley McCray, head coach Tom Collen, Ashlea Williams, Ashley Daniels, assistant coach Zenarae Antoine, graduate assistant David Walker, director of strength and conditioning for Olympic sports Todd Barbour, manager Grace Parker, manager Erin Cox, manager Haley Bestgen.



2009-10

Front row seated, from left: Ashlea Williams, Brittney Richardson, Julie Inman, Lyndsay Harris, Charity Ford, head coach Tom Collen, C'eira Ricketts, Dominique Robinson, Jamesha Townsend, Kristen Gillespie, Quistelle Williams. Back row standing, from left: manager Emily Pearson, executive director of basketball operations Amber Shirey, manager Jeff Brazil, assistant coach Greg Collins, graduate assistant David Walker, assistant coach Zenarae Antoine, Sarah Watkins, Ashley McCray, Skye Rees, Ashley Daniels, associate head coach Timothy Eatman, strength coach Todd Barbour, athletic trainer Jeremy Brazier, manager Erin Cox, manager Haley Bestgen, manager Grace Parker.



2010-11

2010-11 Arkansas Razorbacks: Front row (l-r): Chrisstasia Walter, Caroline Powell, Amanda Westbrook, Julie Inman, Lyndsay Harris, Kelsey Hatcher, Dominique Robinson, Brittney Richardson, Keira Peak, Yashira Delgado. Second row (l-r): Amanda Coughlin, Michael Jennings, Erin Gatling, Quistelle Williams, C'eira Ricketts, Skye Rees, Ashley Daniels, Keira Peak, Sarah Watkins, Morgan Myrick, Grace Parker, Morgan Abernathy. Back row (l-r): Jeremy Brazier, Ashlea Williams, Todd Barbour, assistant coach Zenarae Antoine, head coach Tom Collen, associate head coach Timothy Eatman, assistant coach Greg Collins, director of operations Amber Shirey, video coordinator Jeff Brazil, assistant video coordinator Wyatt Hodges.

ALL-TIME SEC STANDINGS

2009-10

	SEC ONLY			OVERALL		
	W	L	PCT	W	L	PCT
Tennessee	15	1	.938	32	3	.914
Kentucky	11	5	.688	28	8	.777
Miss. State	9	7	.562	21	13	.618
LSU	9	7	.562	21	10	.677
Vanderbilt	9	7	.562	23	11	.676
Georgia	9	7	.562	25	9	.735
Florida	7	9	.438	15	17	.469
S. Carolina	7	9	.438	14	15	.483
Ole Miss	7	9	.438	17	15	.531
Auburn	5	11	.312	15	16	.484
Alabama	4	12	.250	12	18	.400
Arkansas	4	12	.250	12	18	.400

2006-07

	SEC ONLY			OVERALL		
	W	L	PCT	W	L	PCT
Tennessee	14	0	1.000	34	3	.919
Georgia	11	3	.786	27	7	.794
Vanderbilt	10	4	.714	28	6	.765
LSU	10	4	.714	30	8	.789
Ole Miss	9	5	.643	24	11	.686
Miss. State	7	7	.500	18	14	.563
Kentucky	6	8	.429	20	14	.588
S. Carolina	6	8	.429	18	15	.545
Auburn	6	8	.429	21	13	.617
Arkansas	3	11	.214	18	13	.581
Florida	2	12	.143	9	22	.290
Alabama	0	14	.000	10	20	.333

2003-04

	SEC ONLY			OVERALL		
	W	L	PCT	W	L	PCT
Tennessee	14	0	1.000	31	4	.886
LSU	10	4	.714	27	8	.771
Auburn	9	5	.643	22	9	.710
Florida	8	6	.571	19	11	.633
Georgia	8	6	.571	25	10	.714
Vanderbilt	8	6	.571	26	8	.765
Ole Miss	7	7	.500	17	14	.548
Miss. State	7	7	.500	14	15	.483
Arkansas	5	9	.357	16	12	.571
Alabama	4	10	.286	12	16	.429
Kentucky	3	11	.214	11	17	.393
S. Carolina	1	13	.071	10	18	.357

2001-02

	SEC ONLY			OVERALL		
	W	L	PCT	W	L	PCT
Tennessee	13	1	.929	29	5	.853
S. Carolina	10	4	.714	25	7	.781
Vanderbilt	10	4	.714	30	7	.812
LSU	8	6	.571	18	12	.600
Miss. State	8	6	.571	19	12	.613
Florida	8	6	.571	18	11	.621
Arkansas	7	7	.500	20	12	.625
Alabama	7	7	.500	19	12	.613
Georgia	6	8	.429	19	11	.633
Ole Miss	3	11	.214	11	17	.393
Auburn	3	11	.214	16	13	.552
Kentucky	1	13	.071	9	20	.310

2008-09

	SEC ONLY			OVERALL		
	W	L	PCT	W	L	PCT
Auburn	12	2	.857	30	4	.882
Vanderbilt	10	4	.714	26	9	.789
LSU	10	4	.714	19	11	.633
Florida	9	5	.643	24	8	.750
Tennessee	9	5	.643	22	11	.667
Miss. State	8	6	.571	23	10	.697
Georgia	7	7	.500	18	14	.563
Arkansas	6	8	.429	18	14	.563
Ole Miss	5	9	.357	18	15	.545
Kentucky	5	9	.357	16	16	.500
S. Carolina	2	12	.168	10	18	.357
Alabama	1	13	.071	13	17	.433

2005-06

	SEC ONLY			OVERALL		
	W	L	PCT	W	L	PCT
LSU	13	1	.929	31	4	.886
Tennessee	11	3	.786	31	5	.861
Georgia	10	4	.714	23	9	.719
Kentucky	9	5	.643	22	9	.710
Florida	8	6	.571	21	9	.700
Vanderbilt	8	6	.571	21	11	.686
S. Carolina	7	7	.500	17	12	.586
Ole Miss	5	9	.357	17	14	.548
Arkansas	5	9	.357	13	15	.464
Auburn	4	10	.286	14	15	.483
Alabama	3	11	.214	9	19	.321
Miss. State	1	13	.071	6	22	.214

2002-03

	SEC ONLY			OVERALL		
	W	L	PCT	W	L	PCT
Tennessee	14	0	1.000	33	5	.868
LSU	11	3	.786	30	4	.882
Georgia	10	4	.714	21	10	.677
Miss. State	10	4	.714	24	8	.750
S. Carolina	9	5	.643	23	8	.742
Vanderbilt	9	5	.643	22	10	.688
Arkansas	7	7	.500	22	11	.667
Auburn	5	9	.357	23	11	.676
Kentucky	4	10	.286	11	16	.407
Alabama	3	11	.214	13	15	.464
Florida	1	13	.071	9	19	.321
Ole Miss	1	13	.071	12	16	.429

2000-01

	SEC ONLY			OVERALL		
	W	L	PCT	W	L	PCT
Tennessee	14	0	1.000	31	3	.912
Georgia	11	3	.786	27	6	.818
Florida	11	3	.786	24	6	.800
Vanderbilt	8	6	.571	24	10	.706
LSU	8	6	.571	20	11	.645
Arkansas	6	8	.429	20	13	.606
S. Carolina	6	8	.429	11	17	.393
Alabama	5	9	.357	19	12	.613
Auburn	5	9	.357	17	12	.586
Ole Miss	4	10	.286	17	13	.567
Miss. State	4	10	.286	17	14	.548
Kentucky	2	12	.143	6	21	.222

2007-08

	SEC ONLY			OVERALL		
	W	L	PCT	W	L	PCT
LSU	14	0	1.000	25	4	.862
Tennessee	13	1	.929	27	2	.931
Vanderbilt	11	3	.786	22	7	.759
Kentucky	8	6	.571	14	13	.519
Georgia	8	6	.571	21	8	.750
Auburn	7	7	.500	19	10	.655
Florida	6	8	.385	17	12	.586
Ole Miss	6	8	.462	12	13	.462
Miss. State	4	10	.287	16	13	.552
S. Carolina	4	10	.287	15	14	.500
Arkansas	2	12	.143	17	12	.586
Alabama	1	13	.071	8	21	.276

2004-05

	SEC ONLY			OVERALL		
	W	L	PCT	W	L	PCT
LSU	14	0	1.000	33	3	.917
Tennessee	13	1	.929	30	5	.857
Vanderbilt	10	4	.714	24	8	.750
Georgia	9	5	.643	24	10	.706
Ole Miss	8	6	.571	19	11	.633
Miss. State	6	8	.429	17	12	.586
Auburn	6	8	.429	16	13	.552
Florida	5	9	.357	14	15	.483
Alabama	4	10	.286	14	15	.483
Kentucky	4	10	.286	18	16	.529
Arkansas	3	11	.214	17	14	.548
S. Carolina	2	12	.143	8	21	.279

ARKANSAS IN THE AP POLL

Highest Ranking: #7 (12/4/95 & 12/11/95)

Highest Preseason Ranking: #10 (90-91 & 95-96)

Longest Poll Run: 28 weeks (2/19/90 to 12/29/91)

Cons. Weeks in Top 10: 5 (2/11/91 to 3/11/91)

[It's notable that Arkansas was in five of six weeks from 12/16/02 to 1/20/03, and the one week out -- 1/6/03 -- was ranked #11]

While Ranked:

Versus All Teams: 123-46 (.728)

Versus Ranked Teams: 14-32 (.304)

Versus Unranked Teams: 109-14 (.886)

Against the AP Poll

Versus #1	0-15	Versus #6	3-9
Versus #2	1-15	Versus #7	2-6
Versus #3	0-8	Versus #8	4-4
Versus #4	0-5	Versus #9	0-3
Versus #5	0-9	Versus #10	1-3
		Versus #11-#25	35-60

Highest ranked wins:

Home: #2 LSU (1/19/03)

Road: @#6 Texas (2/23/89)

Neutral: #6 SFA (3/22/90) (@Stanford)



Amber Nicholas Shirey was honored as an SEC Legend

ALL-TIME SEC STANDINGS



Shameka Christon was honored at the 2009-10 SEC Tournament as an SEC Legend.

1999-2000

	SEC ONLY			OVERALL		
	W	L	PCT	W	L	PCT
Georgia	13	1	.929	32	4	.889
Tennessee	13	1	.929	33	4	.892
LSU	11	3	.786	25	7	.781
Auburn	9	5	.643	22	8	.733
Miss. State	8	6	.571	24	8	.750
Vanderbilt	6	8	.429	21	13	.618
Florida	6	8	.429	21	13	.618
Alabama	5	9	.357	15	14	.517
Kentucky	5	9	.357	15	14	.517
Arkansas	4	10	.286	17	15	.531
S. Carolina	3	11	.214	13	15	.464
Ole Miss	1	13	.071	12	16	.429

1998-99

	SEC ONLY			OVERALL		
	W	L	PCT	W	L	PCT
Tennessee	13	1	.929	31	3	.912
LSU	10	4	.714	22	8	.733
Georgia	9	5	.643	27	7	.794
Auburn	8	6	.571	20	9	.690
Alabama	7	7	.500	20	11	.645
Miss. State	7	7	.500	17	11	.607
Kentucky	7	7	.500	21	11	.656
Florida	6	8	.429	19	14	.576
Vanderbilt	6	8	.429	13	14	.481
Ole Miss	6	8	.429	15	13	.536
Arkansas	5	9	.357	20	14	.588
S. Carolina	0	14	.000	11	16	.407

1997-98

	SEC ONLY			OVERALL		
	W	L	PCT	W	L	PCT
Tennessee	14	0	1.000	39	0	1.000
Florida	10	4	.714	23	9	.719
Alabama	10	4	.714	24	10	.706
Vanderbilt	9	5	.643	20	9	.690
Georgia	8	6	.571	17	11	.607
Arkansas	7	7	.500	22	11	.667
LSU	7	7	.500	19	13	.594
Kentucky	5	9	.357	13	15	.464
Miss. State	4	10	.286	14	15	.483
Auburn	4	10	.286	16	11	.593
S. Carolina	3	11	.214	13	15	.464
Ole Miss	3	11	.214	12	19	.387

1996-97

	SEC ONLY			OVERALL		
	W	L	PCT	W	L	PCT
Georgia	11	1	.917	25	6	.806
Alabama	10	2	.833	25	7	.781
Florida	9	3	.750	24	9	.727
LSU	9	3	.750	25	5	.833
Tennessee	8	4	.750	29	10	.744
Vanderbilt	6	6	.500	20	11	.645
Arkansas	5	7	.417	18	10	.643
Ole Miss	5	7	.417	16	11	.593
Auburn	5	7	.417	22	10	.688
Kentucky	2	10	.167	8	19	.296
Miss. State	1	11	.083	11	16	.407
S. Carolina	1	11	.083	12	15	.44

1995-96

	SEC ONLY			OVERALL		
	W	L	PCT	W	L	PCT
Georgia	10	1	.909	28	5	.848
Tennessee	9	2	.818	32	4	.889
Vanderbilt	7	4	.636	23	8	.742
Alabama	7	4	.636	24	8	.750
Auburn	6	5	.545	23	9	.719
Florida	6	5	.545	21	9	.700
Ole Miss	6	5	.545	18	11	.621
LSU	4	7	.364	21	11	.656
Miss. State	4	7	.364	13	14	.481
Arkansas	3	8	.273	21	13	.645
S. Carolina	2	9	.182	16	12	.571
Kentucky	2	9	.182	8	19	.296

BACK IN THE DAY SEC SCHEDULING

Starting with the 2010 SEC championship season, women's basketball will begin a 16-game schedule using the divisional play format established for all sports when the league expanded to 12 teams. For the first time ever, Arkansas will compete for the Western Division title in women's hoops along with the overall SEC Championship.

The road to a 16-game format has been a long path for women's basketball.

When Arkansas joined the SEC in 1991, the league played a single round-robin schedule. To promote women's basketball, the conference required each team to play home-and-home with a fixed "rival" partner in 1996 with the 12th game that did not count. For Arkansas, this became LSU. Several SEC teams (UT-Vandy, Ole Miss-MSU, Auburn-Bama) had home-and-home series in previous years and simply designated one game as the league counter. The next season, 1997, both games counted for a 12-game season.

A NCAA mandated minimum 14 regular-season games against conference opponents brought about a 14-game format in 1998. The formula started with round-robin against the entire league, then added home-and-home with the rival partner and a rotating home-and-home with one team from the Eastern Division and one team from the Western Division. The schedule operated on a two-year cycle.

1994-95

	SEC ONLY			OVERALL		
	W	L	PCT	W	L	PCT
Tennessee	11	0	1.000	34	3	.919
Georgia	8	3	.727	28	5	.848
Vanderbilt	8	3	.727	25	8	.800
Arkansas	7	4	.636	23	7	.767
Florida	7	4	.636	24	9	.727
Alabama	7	4	.636	22	9	.710
Ole Miss	6	5	.545	21	8	.724
Auburn	5	6	.455	17	10	.630
Kentucky	4	7	.364	14	14	.500
S. Carolina	1	10	.091	12	16	.429
Miss. State	1	10	.091	9	18	.333
LSU	1	10	.091	7	20	.259

1993-94

	SEC ONLY			OVERALL		
	W	L	PCT	W	L	PCT
Tennessee	11	0	1.000	31	2	.939
Vanderbilt	9	2	.818	25	8	.758
Florida	8	3	.727	22	7	.759
Alabama	7	4	.636	26	7	.788
Ole Miss	7	4	.636	24	9	.727
Auburn	6	5	.545	20	10	.667
Georgia	5	6	.455	17	11	.607
Kentucky	5	6	.455	17	11	.607
Arkansas	3	8	.273	15	14	.517
S. Carolina	2	9	.182	14	13	.519
LSU	2	9	.182	11	16	.519
Miss. State	1	10	.090	8	18	.307

1992-93

	SEC ONLY			OVERALL		
	W	L	PCT	W	L	PCT
Tennessee	11	0	1.000	29	3	.906
Auburn	9	2	.818	25	4	.862
Vanderbilt	9	2	.818	30	3	.909
Florida	6	5	.545	19	10	.655
Alabama	6	5	.545	22	9	.710
Kentucky	5	6	.455	18	10	.643
S. Carolina	5	6	.455	17	10	.630
Arkansas	4	7	.364	13	14	.481
Georgia	4	7	.364	21	13	.618
Ole Miss	4	7	.364	19	10	.621
Miss. State	3	8	.273	14	13	.519
LSU	0	11	.000	9	18	.333

1991-92

	SEC ONLY			OVERALL		
	W	L	PCT	W	L	PCT
Ole Miss	11	0	1.000	29	3	.906
Tennessee	10	1	.909	28	3	.903
Alabama	7	4	.636	23	7	.767
Vanderbilt	6	5	.545	22	9	.710
Georgia	6	5	.545	19	11	.633
Kentucky	5	6	.455	16	14	.533
Auburn	4	7	.364	17	12	.586
Miss. State	4	7	.364	15	13	.536
Florida	4	7	.364	15	13	.536
LSU	4	7	.364	16	13	.552
Arkansas	3	8	.273	11	14	.440
S. Carolina	2	9	.222	13	15	.464

ALL-TIME SWC STANDINGS

1990-91

	SWC ONLY			OVERALL		
	W	L	PCT	W	L	PCT
Arkansas	15	1	.938	28	4	.875
Texas	14	2	.875	21	9	.700
T. Tech	12	4	.750	23	8	.742
Houston	10	6	.625	20	12	.625
A&M	8	8	.500	14	14	.500
SMU	4	12	.250	9	19	.321
Rice	4	12	.250	10	18	.357
Baylor	3	13	.188	9	17	.346
TCU	2	14	.125	5	22	.185

1988-89

	SWC ONLY			OVERALL		
	W	L	PCT	W	L	PCT
Texas	16	0	1.000	28	5	.875
Arkansas	13	3	.813	22	8	.733
Houston	9	7	.563	16	12	.571
T. Tech	9	7	.563	16	13	.552
A&M	8	8	.500	17	12	.586
SMU	7	9	.438	11	14	.444
Rice	5	11	.313	14	14	.500
TCU	4	12	.250	9	16	.360
Baylor	1	15	.063	3	23	.115

1986-87

	SWC ONLY			OVERALL		
	W	L	PCT	W	L	PCT
Texas	16	0	1.000	31	2	.939
Arkansas	12	4	.750	20	12	.625
Houston	10	6	.625	19	10	.655
T. Tech	10	6	.625	18	11	.621
Rice	7	9	.438	15	13	.536
Baylor	5	11	.313	8	20	.286
A&M	5	11	.313	9	17	.346
SMU	4	12	.250	8	19	.297
TCU	3	13	.188	8	19	.297

1983-84

	SWC ONLY			OVERALL		
	W	L	PCT	W	L	PCT
Texas	16	0	1.000	32	3	.914
T. Tech	13	3	.813	23	7	.767
Arkansas	11	5	.688	20	9	.690
Houston	9	7	.563	16	12	.571
Baylor	9	7	.563	15	12	.556
A&M	6	10	.375	13	15	.464
SMU	4	12	.250	11	15	.423
Rice	3	13	.188	9	17	.346
TCU	1	15	.063	6	22	.214

1989-90

	SWC ONLY			OVERALL		
	W	L	PCT	W	L	PCT
Arkansas	15	1	.938	25	5	.833
Texas	15	1	.938	27	5	.844
T. Tech	11	5	.688	20	11	.645
Houston	9	7	.563	17	12	.586
A&M	8	8	.500	16	12	.571
TCU	8	8	.500	11	16	.407
Rice	3	13	.188	6	21	.222
SMU	2	14	.125	4	22	.154
Baylor	1	15	.063	4	23	.148

1987-88

	SWC ONLY			OVERALL		
	W	L	PCT	W	L	PCT
Texas	16	0	1.000	32	3	.914
Houston	12	4	.750	22	7	.759
T. Tech	9	7	.563	17	13	.567
Arkansas	8	8	.500	13	15	.481
A&M	8	8	.500	15	13	.536
SMU	6	10	.375	12	16	.429
Rice	5	11	.313	11	14	.440
TCU	5	11	.313	12	15	.444
Baylor	3	13	.188	10	20	.333

1985-86

	SWC ONLY			OVERALL		
	W	L	PCT	W	L	PCT
Texas	16	0	1.000	34	0	1.000
Arkansas	13	3	.813	22	8	.733
T. Tech	13	3	.813	21	9	.700
Houston	9	7	.563	19	10	.655
A&M	9	7	.563	16	13	.552
SMU	5	11	.267	11	20	.355
Baylor	4	12	.250	6	21	.222
Rice	2	14	.125	7	19	.269
TCU	1	15	.063	5	22	.185

1982-83

	SWC ONLY			OVERALL		
	W	L	PCT	W	L	PCT
Texas	8	0	1.000	30	3	.909
Arkansas	6	2	.750	21	8	.724
T. Tech	6	2	.750	22	9	.710
Houston	5	3	.625	17	11	.607
Baylor	4	4	.500	16	14	.533
SMU	4	4	.500	14	14	.500
A&M	2	6	.250	11	16	.407
Rice	1	7	.125	8	18	.308
TCU	0	8	.000	5	23	.179

BACK IN THE DAY - SWC SCHEDULING

The Southwest Conference started championships for women during the 1981-82 academic year. As was the custom of many conferences, there was no regular season play in 1982, and only a conference championship tournament. Not all of the SWC members participated in the event hosted by Texas A&M, and it took place midseason rather than at the end of the year.

In 1982-83, the league played single round robin and hosted its first true post-season tournament at Austin. The following year the regular season format of double-round robin was established. The 16-game schedule remained unchanged for the rest of SWC history, and featured a looping schedule that reversed the order of play during the year. The primary game days followed the men's schedule -- Thursdays and Saturdays -- and several institutions played double-headers.

The top teams in the league both in attendance and performance, Arkansas and Texas, did not play double-headers.

ARKANSAS' SWC CLASSIC RESULTS

- 1991 Champion (d. Baylor, 90-74; d. Houston, 83-77; d. Texas Tech, 60-51)
- 1990 First Round (l. Texas Tech, 69-60)
- 1989 Finalist (d. Texas Tech, 79-72; l. #6 UT, 101-99)
- 1988 First Round (l. TAMU, 59-58)
- 1987 Finalist (d. Houston, 96-82; l. #1 UT, 72-70)
- 1986 Semifinalist (d. SMU, 82-75; l. Texas Tech, 58-48)
- 1985 Semifinalist (d. Baylor, 78-69; l. #1 UT, 104-62)
- 1984 Semifinalist (d. TAMU, 75-66; l. Texas Tech, 56-43)
- 1983 Semifinalist (d. Baylor, 65-62; l. #3 UT, 80-54)
- 1982 Finalist (d. Texas Tech, 70-55; d. Baylor, 71-66; l. #10 UT 68-53)
- 1981 Consolation Title (in-season tournament)

SWC CLASSIC SEEDING

- 1991 1st
- 1990 2nd
- 1989 2nd
- 1988 4th
- 1987 2nd
- 1986 3rd
- 1985 4th
- 1984 4th
- 1983 2nd
- 1982 n/a


1984-85

	SWC ONLY			OVERALL		
	W	L	PCT	W	L	PCT
Texas	16	0	1.000	28	3	.903
T. Tech	12	4	.750	24	8	.750
Arkansas	11	5	.688	20	8	.667
Houston	11	5	.688	22	8	.733
A&M	7	9	.438	14	14	.500
Baylor	7	9	.438	12	14	.462
SMU	4	12	.250	9	19	.321
TCU	2	14	.125	6	22	.222
Rice	2	14	.125	5	21	.192

ONE OF A KIND

These are the only Southwest Conference women's basketball trophies located outside the state of Texas. Arkansas was the first team to defeat the University of Texas in SWC play, capturing a share of the 1990 regular season title. Arkansas took the

1991 title outright, then defeated Texas Tech for the 1991 SWC Classic title to become the first non-Texas team to win the league's postseason tournament. Arkansas departed the SWC the next season, and the fact that the Razorbacks were the team to end the Longhorn dynasty is sometimes overlooked in women's basketball history.



VERSUS OPPONENTS

OPPONENT	W	L	PCT	PF	PA	FIRST GAME	SCORE	LAST GM	SCORE
Akron	1	0	1.000	70	62	87-88	70-62		
Alabama	15	12	.555	1901	1937	79-80	68-54	09-10	58-69
Alabama State	2	0	1.000	158	80	91-92	84-31	04-05	74-49
Alabama-Birmingham	0	1	.000	48	82	80-81	48-82		
Alaska-Anchorage	1	0	1.000	85	52	81-82	85-52		

Alcorn State	3	0	1.000	249	187	95-96	72-53	09-10	87-78
Arizona	0	1	1.000	77	80	95-96	77-80		
Arizona State	1	0	1.000	85	63	89-90	85-63		
Arkansas College	1	0	1.000	57	39	81-82	57-39		
Arkansas.-Little Rock	1	0	1.000	74	54	77-78	74-54		

Arkansas State	5	3	.675	511	476	77-78	59-67	04-05	84-98
Arkansas St.-Beebe	1	0	1.000	62	58	77-78	62-58		
Arkansas Tech	2	6	.250	444	462	76-77	53-49	80-81	64-70
Auburn	10	17	.370	1676	1784	84-85	65-70	09-10	73-58
Austin Peay	2	0	1.000	119	94	06-07	58-46	07-08	61-48

Bartlesville Wesleyan	2	0	1.000	176	48	76-77	68-19	76-77	108-29
Baylor	21	6	.778	2103	1733	77-78	62-71	00-01	68-59
Boise State	2	0	1.000	165	119	93-94	92-75	96-97	73-44
Boston College	3	0	1.000	260	202	90-91	105-74	01-02	76-60
Brigham Young	2	0	1.000	178	130	00-01	93-73	01-02	85-57

Brown	1	0	1.000	76	58	94-95	76-58		
Butler	2	0	1.000	149	132	92-93	80-66	93-94	69-66
California	2	1	.667	258	212	81-82	62-66	86-87	112-80
California-Los Angeles	1	0	1.000	90	80	89-90	90-80		
Cal Poly-Pomona	1	0	1.000	58	48	83-84	58-48		

Cal St-Long Beach	0	1	.000	58	76	86-87	58-76		
Carl Albert	1	0	1.000	50	41	76-77	50-41		
Centenary	3	0	1.000	281	154	81-82	78-55	04-05	86-52
Central Arkansas	1	0	1.000	65	59	77-78	65-59		
Central Florida	1	0	1.000	101	74	85-86	101-74		

Cincinnati	3	0	1.000	231	183	02-03	71-57	06-07	94-82
Clemson	3	0	1.000	232	200	01-02	78-68	07-08	79-63
Colorado	1	2	.333	194	218	91-92	56-51	95-96	71-73
Coppin State	2	0	1.000	121	83	05-06	49-33	09-10	72-51
Connecticut	0	1	.000	64	100	98-99	64-100		

Cottey College	2	0	1.000	170	73	76-77	73-44	77-78	97-29
Creighton	1	0	1.000	84	56	84-85	84-56		
Crowder College	1	0	1.000	63	51	79-80	63-51		
Dartmouth	1	0	1.000	66	57	08-09	66-57		
Dayton	4	0	1.000	299	244	93-94	76-59	01-02	73-55

Delaware	1	0	1.000	62	49	07-08	62-49		
Delta State	1	2	.333	201	236	80-81	53-84	82-83	84-77
Denver	1	0	1.000	84	58	06-07	84-58		
DePaul	1	2	.333	185	210	92-93	47-71	09-10	45-46
Detroit	1	0	1.000	112	58	89-90	112-68		

Drake	2	1	.667	221	219	80-81	60-87	98-99	80-56
Duke	1	2	.333	203	221	97-98	77-72	02-03	72-74 (OT)
East Tennessee State	1	0	1.000	95	78	09-10	95-78		
Eastern Oklahoma	0	2	.000	129	151	77-78	90-98	79-80	39-53
Evangel College	1	0	1.000	88	41	81-82	88-41		

Florida	7	18	.280	1705	1713	91-92	46-58	09-10	53-59
Florida A&M	1	0	1.000	80	73	95-96	80-73		
Florida International	0	1	.000	54	58	05-06	54-58		
George Washington	0	2	.000	126	157	98-99	56-74	99-00	71-83
Georgia	4	23	.148	1723	2017	80-81	49-61	09-10	48-69

OPPONENT	W	L	PCT	PF	PA	FIRST GAME	SCORE	LAST GM	SCORE
Georgia Southern	2	0	1.000	181	122	97-98	104-71	07-08	77-51
Georgia State	1	0	1.000	70	62	82-83	70-62		
Georgia Tech	2	0	1.000	149	124	99-00	78-67	04-05	71-59
Grambling	5	0	1.000	414	304	81-82	83-60	05-06	88-69
Hampton	1	0	1.000	78	41	02-03	78-41		

Harvard	2	0	1.000	169	112	97-98	82-64	00-01	87-48
Hawai'i	3	2	.600	346	372	87-88	66-85	06-07	70-56
High Point	1	0	1.000	63	46	08-09	63-46		
Houston	14	8	.636	1616	1575	78-79	40-69	91-92	61-78
Howard	1	0	1.000	98	69	00-01	98-69		

Idaho State	1	0	1.000	69	59	04-05	69-59		
Illinois	0	2	.000	145	188	95-96	64-88	96-97	81-100
Indiana	3	1	.750	253	244	81-82	60-63	04-05	53-50
Iona	1	0	1.000	66	60	09-10	66-60		
Iowa	2	0	1.000	155	122	97-98	83-57	99-00	72-65

Iowa State	1	1	.500	116	110	79-80	56-39	80-81	60-71
Jackson State	2	0	1.000	82	39	92-93	82-39	07-08	72-49
John Brown	6	0	1.000	441	342	76-77	92-87	78-79	73-48
Kansas	2	3	.400	329	322	83-84	72-53	08-09	59-75
Kansas State	2	3	.400	331	344	81-82	68-53	09-10	60-58

Kent State	1	1	.500	170	158	91-92	89-72	93-94	81-86
Kentucky	12	14	.462	1697	1757	82-83	43-77	09-10	57-71
Lamar	1	3	.250	244	261	77-78	50-55	90-91	75-91
Lipscomb	2	0	1.000	164	99	06-07	77-39	07-08	87-60
La.-Lafayette	3	0	1.000	247	184	81-82	90-59	04-05	82-68

La.-Monroe (NLU)	9	0	1.000	707	416	80-81	77-68	08-09	77-38
Louisiana Tech	0	3	.000	114	231	78-79	28-82	83-84	52-75
LSU	9	27	.250	2232	2663	91-92	74-66	09-10	53-70
Louisville	2	0	1.000	139	118	97-98	69-57	98-99	70-61
Loyola (Chi)	1	0	1.000	75	70	92-93	75-70		

Loyola Marymount	1	2	.333	203	176	87-88	58-60	03-04	58-64
McNeese State	3	1	.750	305	264	80-81	77-62	03-04	72-52
Marquette	1	0	1.000	71	69	07-08	71-69		
Maryland	1	1	.500	163	178	88-89	84-110	90-91	79-68
Memphis	9	3	.750	928	790	78-79	93-84	08-09	76-69

Memphis State	2	5	.286	456	504	78-79	66-86	92-93	82-60
Miami (FLA)	1	0	1.000	79	58	84-85	79-58		
Michigan	1	0	1.000	78	67	00-01	78-67		
Middle Tennessee	1	0	1.000	73	72	82-83	73-72		
Minnesota	1	0	1.000	76	60	83-84	76-60		

Mississippi	9	21	.300	2018	2186	85-86	61-76	09-10	67-59
Mississippi College	0	1	.000	47	86	78-79	47-86		
MSU	15	12	.555	1851	1770	91-92	66-76	09-10	60-78
Mississippi Valley St.	6	0	1.000	533	369	86-87	95-82	08-09	79-46
Missouri	5	4	.556	651	626	85-86	65-66	08-09	55-56

Missouri-KC (UMKC)	6	0	1.000	445	349	84-85	79-47	05-06	84-46
Missouri Southern	2	0	1.000	120	106	79-80	53-45	80-81	67-61
Montana	4	0	1.000	302	239	82-83	55-43	98-99	74-54
Montana State	1	1	.500	153	107	86-87	68-70	02-03	85-37
Murray State	2	0	1.000	202	117	82-83	100-69	90-91	102-48

Nev.-Las Vegas (UNLV)	2	1	.667	211	186	83-84	62-68	04-05	61-48
New Hampshire	1	0	1.000	75	41	94-95	75-41		
New Mexico	1	1	.500	135	121	80-81	69-50	99-00	66-71
New Orleans	7	0	1.000	488	393	79-80	71-47	07-08	65-44
Nicholls State	1	0	1.000	75	40	05-06	75-40		

VERSUS OPPONENTS

OPPONENT	W	L	PCT	PF	PA	FIRST GAME	SCORE	LAST GM	SCORE
North Arkansas CC	0	2	.000	132	137	76-77	67-70	76-77	65-67
North Carolina	0	1	.000	69	94	06-07	69-94		
North Carolina St.	0	1	.000	46	48	00-01	46-48		
North Dakota	1	0	1.000	85	73	08-09	85-73		
UNC-Wilmington	1	0	1.000	88	77	99-00	88-77		

North Texas	2	1	.667	254	186	79-80	50-59	99-00	102-69
Northern Iowa	0	1	.000	63	68	01-02	63-66		
NE Oklahoma St.	4	4	.500	481	488	76-77	62-61	79-80	57-42
Northwestern (Ill.)	2	1	.667	220	179	90-91	105-68	09-10	55-67
Northwestern State	9	3	.750	884	809	80-81	62-73	07-08	59-43

Old Dominion	1	0	1.000	54	49	02-03	54-49		
Ohio State	1	0	1.000	86	80	95-96	86-80		
Oklahoma	6	9	.400	1056	1086	77-78	51-80	09-10	86-87 (OT)
Oklahoma City	3	1	.750	286	232	80-81	74-54	82-83	86-57
Oklahoma State	11	10	.524	1416	1364	77-78	53-56	08-09	61-60 (OT)

Oral Roberts	13	8	.619	1573	1337	76-77	37-69	98-99	84-56
Oregon	2	1	.667	189	186	83-84	65-54	05-06	59-70
Oregon State	1	1	.500	114	119	03-04	58-50	08-09	56-69
Pacific	2	0	1.000	171	120	96-97	93-59	08-09	78-61
Penn State	1	0	1.000	82	78	98-99	82-78		

Phillips	1	1	.500	162	143	79-80	73-77	80-81	89-66
Pittsburgh	1	0	1.000	76	75	94-95	76-75		
Pittsburg State	3	0	1.000	185	161	77-78	67-52	79-80	60-59
Portland State	1	1	.500	162	129	05-06	65-67	06-07	97-62
Prairie View	1	0	1.000	48	45	78-79	48-45		

Princeton	2	0	1.000	170	96	95-96	83-51	99-00	87-45
Providence	3	0	1.000	304	232	86-87	101-91	98-99	110-59
Purdue	0	2	.000	114	146	88-89	63-91	04-05	51-55
Rice	23	1	.958	1791	1396	79-80	53-35	03-04	65-46
Rutgers	0	2	.000	123	161	85-86	63-72	90-91	60-89

St. Bonaventure	1	0	1.000	97	67	98-99	97-67		
St. Louis	3	0	1.000	208	161	96-97	69-43	07-08	74-59
St. Joseph fs (PA)	0	1	.000	72	78	94-95	72-78		
St. Mary fs (CA)	1	0	1.000	66	48	94-95	66-48		
Sam Houston St.	4	0	1.000	355	254	94-95	84-63	09-10	106-78

San Francisco	2	0	1.000	129	102	93-94	62-44	94-95	67-58
Seton Hall	1	0	1.000	69	60	85-86	69-60		
School of the Ozarks	1	0	1.000	85	58	84-85	85-58		
South Alabama	2	0	1.000	173	93	81-82	78-55	98-99	95-38
South Carolina	16	7	.696	1509	1472	91-92	58-51	09-10	72-68

South Carolina St.	1	0	1.000	73	59	92-93	73-59		
Southeastern Louisiana	1	0	1.000	97	40	00-01	97-40		
Southeast Oklahoma	2	0	1.000	135	110	81-82	64-58	82-83	71-52
Southern (BR)	2	1	.667	240	178	78-79	52-63	86-87	103-51
Southern Illinois	0	1	.000	61	68	80-81	61-68		

Southern Methodist	22	5	.815	2108	1793	80-81	58-69	09-10	71-76
Southern Utah	2	0	1.000	198	112	90-91	104-51	96-97	94-61
Southwest Missouri	18	6	.750	1639	1402	76-77	56-46	02-03	64-46
Stanford	1	1	.500	163	185	89-90	87-114	98-99	76-71
Stephen F. Austin	7	3	.700	756	728	87-88	59-93	06-07	74-54

Stetson	1	0	1.000	85	44	08-09	85-44		
Tennessee	1	21	.048	1367	1843	91-92	59-105	09-10	57-74
Tennessee-Martin	1	0	1.000	66	46	81-82	66-46		
Tennessee Tech	0	1	.000	75	96	80-81	75-96		
Tennessee State	1	0	1.000	114	42	88-89	114-42		



Lyndsay Harris

OPPONENT	W	L	PCT	PF	PA	FIRST GAME	SCORE	LAST GM	SCORE
Texas	3	21	.125	1566	1979	80-81	61-110	02-03	50-67
Texas A&I	1	0	1.000	71	54	79-80	71-54		
Texas A&M	20	2	.909	1657	1437	80-81	80-62	90-91	91-68
Texas-Arlington	4	0	1.000	286	201	92-93	70-43	01-02	79-48
Texas Christian	20	3	.870	1911	1409	82-83	105-44	03-04	62-67 (OT)

Texas-El Paso	1	0	1.000	87	61	89-90	87-61		
Texas-Pan American	2	0	1.000	168	103	93-94	94-59	05-06	74-44
Texas-San Antonio	3	1	.750	311	280	87-88	84-73	09-10	55-71
Texas Southern	3	1	.750	300	211	79-80	47-70	06-07	90-50
Texas Tech	17	9	.654	1712	1687	79-80	46-74	08-09	60-75

Texas Woman's	0	1	.000	58	67	79-80	58-67		
Tulane	3	0	1.000	220	203	79-80	66-65	94-95	83-79
Tulsa	16	2	.889	1279	1006	76-77	47-55	07-08	69-52
Utah	0	1	.000	64	73	97-98	64-73		
Valparaiso	1	0	1.000	77	69	97-98	77-69 (OT)		

Vanderbilt	5	19	.208	1531	1645	91-92	75-79	09-10	64-65 (OT)
Virginia Commonwealth	1	0	1.000	68	58	09-10	68-58		
Washington	1	1	.500	125	124	81-82	75-70	94-95	50-54
Washington State	2	0	1.000	152	110	90-91	68-48	92-93	84-62
Wayland Baptist	0	1	.000	57	61	81-82	57-61		

West Virginia	0	1	.000	60	81	91-92	60-81		
Western Illinois	2	0	1.000	170	102	96-97	100-49	08-09	70-53
Western Kentucky	4	2	.667	431	----	86-87	76-86	09-10	69-51
Western Michigan	1	0	1.000	73	69	01-02	73-69 (OT)		

Wichita State	7	1	.875	594	520	80-81	47-68	06-07	80-70
Wisconsin	1	0	1.000	67	64	98-99	67-64		
Wofford	1	0	1.000	76	39	96-97	76-39		

TEAM BY TEAM RESULTS

Akron	1	0	1/22/1994	Arkansas	57	Auburn	66	California	2	1	Duke	1	2							
11/27/1987	Arkansas	70	Akron	62	1/22/1995	Arkansas	80	Auburn	73	3/21/1982	Arkansas	62	California	66	3/23/1998	Arkansas	77	Duke	72	
			2/20/1996	Arkansas	73	Auburn (OT)	72	12/5/1982	Arkansas	84	California	66	3/19/2001	Arkansas	54	Duke	75			
Alabama-Birmingham	0	1	2/9/1997	Arkansas	77	Auburn	85	3/21/1987	Arkansas	112	California	80	11/30/2002	Arkansas	72	Duke (OT)	74			
1/16/1981	Arkansas	48	UAB	82	2/8/1998	Arkansas	71	Auburn	63											
ALABAMA	14	13	2/26/1998	Arkansas	59	Auburn	43	Carl Albert CC	1	0	East Tennessee State	1	0							
1/26/1980	Arkansas	68	Alabama	54	2/7/1999	Arkansas	46	2/2/1977	Arkansas	50	Carl Albert	41	1/22/2009	Arkansas	95	ETSU	78			
1/17/1981	Arkansas	65	Alabama	70	2/17/2000	Arkansas	56	Auburn	73											
2/22/1992	Arkansas	76	Alabama	80	2/24/2000	Arkansas	58	Auburn	71	Centenary	3	0	Eastern Oklahoma	0	2					
2/20/1993	Arkansas	56	Alabama	66	1/28/2001	Arkansas	77	Auburn	68	12/3/1981	Arkansas	78	Centenary	55	11/19/1977	Arkansas	90	Eastern Okla.	98	
2/2/1994	Arkansas	82	Alabama	75	2/22/2001	Arkansas	60	Auburn	68	12/12/1981	Arkansas	67	Centenary	47	1/18/1980	Arkansas	39	Eastern Okla.	53	
12/6/1994	Arkansas	79	Alabama	93	2/17/2002	Arkansas	88	Auburn	65	11/21/2004	Arkansas	86	Centenary	52						
3/4/1995	Arkansas	72	Alabama	86	1/26/2003	Arkansas	36	Auburn	64						Evangel College	1	0			
1/4/1996	Arkansas	85	Ala. (OT)	92	1/25/2004	Arkansas	44	Auburn	71	Central Arkansas	1	0	1/9/1982	Arkansas	88	Evangel Coll.	41			
2/6/1997	Arkansas	61	Alabama	102	2/3/2005	Arkansas	51	Auburn	62	2/24/1978	Arkansas	65	Cent. Ark.	59						
3/1/1997	Arkansas	63	Alabama	85	1/12/2006	Arkansas	64	Auburn	60						Florida International	1	0			
1/11/1998	Arkansas	102	Ala. (OT)	90	1/14/2007	Arkansas	65	Auburn	62	Central Florida	1	0	12/30/2005	Arkansas	58	FIU	54			
2/18/1999	Arkansas	77	Alabama	73	2/10/2008	Arkansas	68	Auburn	73	12/13/1985	Arkansas	101	Central Fla.	74						
2/3/2000	Arkansas	66	Alabama	62	3/2/2008	Arkansas	57	Auburn	74						FLORIDA	7	18			
2/1/2001	Arkansas	69	Alabama	74	3/6/2008	Arkansas	51	Auburn	73	Cincinnati	3	0	1/18/1992	Arkansas	46	Florida	58			
1/10/2002	Arkansas	70	Alabama	84	1/18/2009	Arkansas	61	Auburn	70	3/23/2003	Arkansas	71	Cincinnati	57	1/16/1993	Arkansas	60	Florida	68	
2/3/2002	Arkansas	72	Alabama	70	3/1/2009	Arkansas	57	Auburn	94	1/2/2005	Arkansas	66	Cincinnati	54	1/30/1994	Arkansas	69	Florida	74	
2/2/2003	Arkansas	59	Alabama	58	2/11/2010	Arkansas	73	Auburn	58	12/28/2006	Arkansas	94	Cincinnati	82	1/28/1995	Arkansas	72	Florida	66	
3/2/2003	Arkansas	68	Alabama	57											2/4/1996	Arkansas	57	Florida	73	
3/6/2003	Arkansas	53	Alabama	48	Austin Peay	2	0	Clemson	3	0	2/2/1997	Arkansas	66	Florida (OT)	79					
2/15/2004	Arkansas	65	Alabama	68	1/18/2006	Arkansas	58	Austin Peay	46	3/15/2002	Arkansas	78	Clemson	68	2/5/1998	Arkansas	49	Florida	60	
2/10/2005	Arkansas	83	Alabama	68	1/17/2007	Arkansas	61	Austin Peay	48	1/10/2006	Arkansas	75	Clemson	69	2/27/1998	Arkansas	69	Florida	83	
1/15/2006	Arkansas	73	Alabama	75						12/2/2007	Arkansas	79	Clemson	63	2/4/1999	Arkansas	77	Florida	87	
1/18/2007	Arkansas	71	Alabama	63	Bartlesville Wesleyan	2	0								2/10/2000	Arkansas	73	Florida	87	
1/17/2008	Arkansas	63	Alabama	49	12/4/1976	Arkansas	68	BW	19	Colorado	1	2	3/2/2000	Arkansas	86	Florida	96			
2/22/2009	Arkansas	74	Alabama	69	2/19/1977	Arkansas	108	BW	29	1/9/1992	Arkansas	56	Colorado	51	3/25/2000	Arkansas	62	Florida	83	
1/24/2010	Arkansas	66	Alabama	62						12/8/1992	Arkansas	67	Colorado	94	2/8/2001	Arkansas	64	Florida	75	
2/21/2010	Arkansas	58	Alabama	69	Baylor	21	6			11/21/1995	Arkansas	71	Colorado	73	3/2/2001	Arkansas	78	Florida	69	
					2/10/1978	Arkansas	62	Baylor	71						2/21/2002	Arkansas	58	Florida	64	
Alabama State	2	0	1/28/1982	Arkansas	62	Baylor	73	Connecticut	0	1	11/14/1998	Arkansas	64	Connecticut	100	1/16/2003	Arkansas	84	Florida	45
11/29/1991	Arkansas	84	Ala. State	31	2/10/1981	Arkansas	62	Baylor	73						2/22/2004	Arkansas	82	Florida	68	
11/19/2004	Arkansas	74	Ala. State	49	2/14/1983	Arkansas	65	Baylor	72	Coppin State	2	0	1/6/2005	Arkansas	56	Florida	68			
					3/12/1983	Arkansas	65	Baylor	62	12/29/2005	Arkansas	49	Coppin St.	33	1/26/2006	Arkansas	69	Florida	63	
Alaska	1	0	1/23/1984	Arkansas	59	Baylor	61			12/8/2009	Arkansas	72	Coppin St.	51	1/21/2007	Arkansas	67	Florida	57	
2/27/1982	Arkansas	85	Alaska	52	2/4/1984	Arkansas	71	Baylor	57						1/20/2008	Arkansas	74	Florida	92	
					1/30/1985	Arkansas	80	Baylor	76	Cottey College	2	0	2/17/2008	Arkansas	73	Florida	75			
Alcorn State	3	0	3/2/1985	Arkansas	88	Baylor	67			1/28/1977	Arkansas	73	Cottey Coll.	44	2/1/2009	Arkansas	78	Florida	94	
12/29/1995	Arkansas	72	Alcorn	53	3/4/1985	Arkansas	78	Baylor	69	2/2/1978	Arkansas	97	Cottey Coll.	29	2/19/2009	Arkansas	83	Florida	74	
12/31/1996	Arkansas	90	Alcorn St.	56	1/25/1986	Arkansas	86	Baylor	55						1/3/2010	Arkansas	53	Florida	59	
11/15/2009	Arkansas	87	Alcorn St.	78	2/26/1986	Arkansas	86	Baylor	63											
					1/22/1987	Arkansas	65	Baylor	71	Creighton	1	0	Florida A&M	1	0					
Arizona	0	1	2/21/1987	Arkansas	77	Baylor	51			2/25/1985	Arkansas	84	Creighton	56	11/24/1995	Arkansas	80	Florida AM	73	
3/22/1996	Arkansas	77	Arizona	80	1/19/1988	Arkansas	80	Baylor	68											
					2/20/1988	Arkansas	71	Baylor	56	Crowder College 1	0		George Washington	0	2					
Arizona St.	1	0	1/21/1989	Arkansas	95	Baylor	87			11/28/1979	Arkansas	63	Crowder Col.	51	12/5/1998	Arkansas	56	GW	74	
12/2/1989	Arkansas	85	Arizona St.	63	2/21/1989	Arkansas	98	Baylor	50						1/3/2000	Arkansas	71	GW	83	
					1/9/1990	Arkansas	81	Baylor	43	CS-Long Beach	0	1								
Arkansas State-Beebe	1	0	2/10/1990	Arkansas	98	Baylor	61			12/12/1986	Arkansas	58	CSLB	76	Georgia Southern	2	0			
11/18/1977	Arkansas	62	ASU-Beebe	58	1/26/1991	Arkansas	77	Baylor	78						11/28/1997	Arkansas	104	Ga. Southern	71	
					2/27/1991	Arkansas	90	Baylor	74	Dartmouth	1	0	11/23/2007	Arkansas	77	Ga. Southern	51			
Arkansas College	1	0	3/6/1991	Arkansas	108	Baylor	63			12/18/2008	Arkansas	66	Dartmouth	57						
12/19/1981	Arkansas	57	Ark. College	39	12/30/1995	Arkansas	67	Baylor	47						Georgia State	1	0			
					11/24/1998	Arkansas	75	Baylor	64	Dayton	4	0	1/14/1983	Arkansas	70	Ga. State	62			
Arkansas-Little Rock	1	0	12/3/1999	Arkansas	80	Baylor	69			1/12/1994	Arkansas	76	Dayton	59						
12/9/1977	Arkansas	74	UALR	54	3/17/2001	Arkansas	68	Baylor	59	1/2/1996	Arkansas	70	Dayton	53	Georgia Tech	2	0			
										12/7/2000	Arkansas	80	Dayton	77	3/21/2000	Arkansas	78	Georgia Tech	67	
Arkansas State	5	3	Boise State	2	0					12/21/2001	Arkansas	73	Dayton	55	2/13/2005	Arkansas	71	Georgia Tech	59	
12/10/1977	Arkansas	59	Ark. State	67	12/3/1993	Arkansas	92	Boise State	75											
2/28/1978	Arkansas	70	Ark. State	67	12/7/1996	Arkansas	73	Boise State	44	Delaware	1	0	GEORGIA	4	23					
1/25/1979	Arkansas	47	Ark. State	55						12/29/2007	Arkansas	62	Delaware	49	12/10/1980	Arkansas	49	Georgia	61	
2/28/1979	Arkansas	52	Ark. State	37	Boston College	3	0								3/18/1990	Arkansas	81	Georgia	70	
3/1/1980	Arkansas	62	Ark. State	55	11/23/1990	Arkansas	105	Boston Coll.	74	Delta State	1	2	12/19/1991	Arkansas	62	Georgia	79			
12/13/1980	Arkansas	57	Ark. State	50	11/30/1999	Arkansas	79	Boston Coll.	68	2/23/1982	Arkansas	64	Delta State	75	1/13/1993	Arkansas	71	Georgia	91	
1/3/1983	Arkansas	80	Ark. State	47	11/20/2001	Arkansas	76	Boston Coll.	60	2/23/1981	Arkansas	53	Delta State	84	3/5/1993	Arkansas	73	Georgia	84	
3/21/2005	Arkansas	84	Ark. State	98						2/7/1983	Arkansas	84	Delta State	77	1/8/1994	Arkansas	64	Georgia	73	
					Brigham Young	2	0								3/4/1994	Arkansas	62	Georgia	84	
Arkansas Tech	2	6	12/4/2000	Arkansas	93	BYU	73			Denver	1	0	1/8/1995	Arkansas	67	Georgia	72			
2/7/1977	Arkansas	53	Ark. Tech	49	1/2/2002	Arkansas	85	BYU	57	11/24/2006	Arkansas	84	Denver	58	2/24/1996	Arkansas	54	Georgia	87	
2/10/1977	Arkansas	51	Ark. Tech	54											2/23/1997	Arkansas	63	Georgia	79	
1/31/1978	Arkansas	65	Ark. Tech	74	Brown	1	0			DePaul	1	2	1/21/1998	Arkansas	51	Georgia	81			
2/21/1978	Arkansas	61	Ark. Tech	51	1/2/1995	Arkansas	76	Brown	58	12/18/1992	Arkansas	47	DePaul	71	2/20/1998	Arkansas	81	Georgia (OT)	86	
1/8/1979	Arkansas	55	Ark. Tech	58						12/8/1993	Arkansas	80	DePaul	68	1/21/1999	Arkansas	59	Georgia	68	
2/25/1980	Arkansas	45	Ark. Tech	55	Butler	2	0			12/19/2009	Arkansas	45	DePaul	46	2/21/1999	Arkansas	82	Georgia	98	
1/26/1981	Arkansas	50	Ark. Tech	51	12/5/1992	Arkansas	80	Butler	66						2/20/2000	Arkansas	69	Georgia	72	
2/21/1981	Arkansas	64	Ark. Tech	70	1/10/1994	Arkansas	69	Butler	66						2/18/2001	Arkansas	60	Georgia	81	
										Detroit	1	0	2/18/2001	Arkansas	60	Georgia	81			
AUBURN	10	17	Cal Poly-Pomona	1	0					12/11/1989	Arkansas	112	Detroit	68	3/3/2001	Arkansas	44	Georgia	63	
11/24/1984	Arkansas	65	Auburn	70	1/5/1984	Arkansas	58	CP-Pomona	48						2/24/2002	Arkansas	66	Georgia	45	
12/14/1989	Arkansas	69																		

TEAM BY TEAM RESULTS

2/7/2008	Arkansas	58	Georgia	72	12/11/1977	Arkansas	75	John Brown	46	Loyola-Chicago	1	0	Michigan	1	0						
2/8/2009	Arkansas	77	Georgia	64	1/21/1978	Arkansas	70	John Brown	57	12/19/1992	Arkansas	75	Loyola-Chic.	70	11/24/2000	Arkansas	78	Michigan	0	67	
1/17/2010	Arkansas	63	Georgia	73	11/28/1978	Arkansas	55	John Brown	47												
2/28/2010	Arkansas	48	Georgia	79	12/16/1978	Arkansas	73	John Brown	48	Loyola Marymount	1	2	Middle Tennessee	1	0						
Grambling St.		5		0	Kansas	2		3		12/5/1987	Arkansas	58	ULM	60	2/5/1983	Arkansas	73	MTSU		72	
12/17/1981	Arkansas	83	Grambling St.	60	11/25/1983	Arkansas	72	Kansas	53	12/30/2002	Arkansas	87	ULM	52							
1/7/1983	Arkansas	57	Grambling St.	52	11/28/1987	Arkansas	68	Kansas	75	11/29/2003	Arkansas	58	ULM	64	Minnesota	1			0		
1/16/1984	Arkansas	96	Grambling St.	57	12/9/1989	Arkansas	51	Kansas	56	LSU	9			27	11/26/1983	Arkansas	76	Minnesota		60	
12/6/1991	Arkansas	90	Grambling St.	66	3/21/1998	Arkansas	79	Kansas	63	2/11/1992	Arkansas	74	LSU	66	MVSU	6			0		
11/29/2005	Arkansas	88	Grambling St.	69	3/26/2009	Arkansas	59	Kansas	75	2/10/1993	Arkansas	69	LSU	66	12/4/1986	Arkansas	95	MVSU		82	
Hampton		1		0	Kansas State	2		3		2/7/1994	Arkansas	64	LSU	75	11/30/1987	Arkansas	76	MVSU		71	
11/29/2002	Arkansas	78	Hampton	41	1/21/1982	Arkansas	68	Kansas State	53	2/14/1995	Arkansas	82	LSU	72	12/10/1988	Arkansas	107	MVSU		83	
					11/26/1982	Arkansas	79	Kansas State	86	1/31/1996	Arkansas	74	LSU	65	11/24/1989	Arkansas	93	MVSU		50	
Harvard		2		0	3/17/2002	Arkansas	66	Kansas State	82	3/23/1996	Arkansas	63	LSU	91	2/13/2002	Arkansas	83	MVSU		37	
3/16/1998	Arkansas	82	Harvard	64	12/6/2008	Arkansas	58	Kansas State	65	1/21/1997	Arkansas	72	LSU	79	12/5/2008	Arkansas	79	MVSU		46	
12/21/2000	Arkansas	87	Harvard	48	12/2/2009	Arkansas	60	Kansas State	58	2/19/1997	Arkansas	66	LSU	76	MISSISSIPPI	9			21		
Hawai'i		3		2	Kent State	1		1		1/6/1998	Arkansas	81	LSU	66	12/14/1985	Arkansas	61	Ole Miss		76	
12/4/1987	Arkansas	66	Hawai'i	85	12/21/1991	Arkansas	89	Kent State	72	2/11/1998	Arkansas	55	LSU	77	12/9/1987	Arkansas	72	Ole Miss		88	
12/5/1993	Arkansas	58	Hawai'i	88	11/30/1993	Arkansas	81	Kent State	86	1/6/1999	Arkansas	51	LSU	85	12/7/1988	Arkansas	63	Ole Miss		75	
3/14/1998	Arkansas	76	Hawai'i	70						1/11/1999	Arkansas	86	LSU	61	12/15/1990	Arkansas	79	Ole Miss		70	
11/26/2000	Arkansas	76	Hawai'i	73	Kentucky	12		14		2/13/2000	Arkansas	69	LSU	82	1/4/1992	Arkansas	65	Ole Miss		66	
11/25/2006	Arkansas	70	Hawai'i	56	1/15/1983	Arkansas	43	Kentucky	77	2/12/2000	Arkansas	51	LSU	68	1/21/1993	Arkansas	73	Ole Miss		72	
					1/24/1992	Arkansas	74	Kentucky (OT)	75	1/11/2001	Arkansas	54	LSU	61	1/16/1994	Arkansas	54	Ole Miss		56	
High Point		1		0	3/6/1992	Arkansas	63	Kentucky	79	1/21/2001	Arkansas	58	LSU	62	1/14/1995	Arkansas	74	Ole Miss		75	
11/19/2008	Arkansas	63	High Point	46	12/23/1993	Arkansas	45	Kentucky	43	1/20/2002	Arkansas	55	LSU	65	2/17/1996	Arkansas	62	Ole Miss		73	
					2/5/1994	Arkansas	60	Kentucky	81	2/10/2002	Arkansas	80	LSU	71	3/11/1996	Arkansas	73	Ole Miss		76	
Houston		14		8	2/4/1995	Arkansas	62	Kentucky	56	1/19/2003	Arkansas	82	LSU	72	2/16/1997	Arkansas	71	Ole Miss		62	
2/9/1979	Arkansas	40	Houston	69	1/28/1996	Arkansas	65	Kentucky	69	2/27/2003	Arkansas	57	LSU	70	2/14/1998	Arkansas	50	Ole Miss		68	
2/13/1982	Arkansas	72	Houston	62	1/25/1997	Arkansas	88	Kentucky	55	3/7/2003	Arkansas	72	LSU	78	2/14/1999	Arkansas	73	Ole Miss		80	
1/29/1983	Arkansas	62	Houston	58	2/28/1997	Arkansas	71	Kentucky	60	1/22/2004	Arkansas	65	LSU	73	2/27/2000	Arkansas	63	Ole Miss		78	
1/26/1984	Arkansas	68	Houston	58	1/31/1998	Arkansas	79	Kentucky	63	2/12/2004	Arkansas	65	LSU	92	2/24/2001	Arkansas	82	Ole Miss		64	
2/25/1984	Arkansas	54	Houston	66	1/31/1999	Arkansas	74	Kentucky (OT)	69	2/20/2005	Arkansas	45	LSU	91	1/6/2002	Arkansas	46	Ole Miss		81	
2/19/1985	Arkansas	62	Houston	79	1/16/2000	Arkansas	60	Kentucky	68	2/24/2005	Arkansas	64	LSU	90	2/28/2002	Arkansas	78	Ole Miss		60	
1/19/1985	Arkansas	71	Houston	73	2/6/2000	Arkansas	83	Kentucky	70	2/2/2006	Arkansas	59	LSU	93	2/9/2003	Arkansas	62	Ole Miss		60	
1/14/1986	Arkansas	66	Houston	60	1/14/2001	Arkansas	69	Kentucky	50	2/19/2006	Arkansas	42	LSU	64	1/11/2004	Arkansas	67	Ole Miss		61	
2/15/1986	Arkansas	77	Houston	67	2/4/2001	Arkansas	84	Kentucky	78	1/25/2007	Arkansas	53	LSU	70	2/29/2004	Arkansas	73	Ole Miss		84	
1/14/1987	Arkansas	76	Houston (OT)	78	1/17/2002	Arkansas	76	Kentucky	64	2/15/2007	Arkansas	65	LSU	86	1/9/2005	Arkansas	73	Ole Miss		85	
2/10/1987	Arkansas	78	Houston	60	2/13/2003	Arkansas	70	Kentucky	60	1/10/2008	Arkansas	54	LSU	76	1/30/2005	Arkansas	52	Ole Miss		75	
3/5/1987	Arkansas	96	Houston	82	2/19/2004	Arkansas	69	Kentucky	58	2/28/2008	Arkansas	46	LSU	83	2/26/2006	Arkansas	78	Ole Miss		85	
1/30/1988	Arkansas	58	Houston	70	2/27/2005	Arkansas	67	Kentucky	73	18/2009	Arkansas	42	LSU	62	3/2/2006	Arkansas	64	Ole Miss		94	
3/2/1988	Arkansas	89	Houston	97	2/12/2006	Arkansas	50	Kentucky	79	2/5/2009	Arkansas	53	LSU	68	2/4/2007	Arkansas	87	Ole Miss (2 ot)	90		
1/31/1989	Arkansas	84	Houston	82	2/18/2007	Arkansas	60	Kentucky	87	17/2010	Arkansas	38	LSU	65	1/13/2008	Arkansas	55	Ole Miss		63	
3/4/1989	Arkansas	90	Houston	88	3/1/2007	Arkansas	57	Kentucky	72	2/25/2010	Arkansas	53	LSU	70	2/15/2009	Arkansas	70	Ole Miss		59	
1/3/1990	Arkansas	75	Houston	64	2/24/2008	Arkansas	56	Kentucky	59			1	0	3/5/2009	Arkansas	60	Ole Miss		65		
2/3/1990	Arkansas	88	Houston	70	1/11/2009	Arkansas	63	Kentucky	72	Marquette	12/30/2007	Arkansas	71	Marquette	69	1/10/2010	Arkansas	71	Ole Miss		86
1/5/1991	Arkansas	88	Houston	61	1/21/2010	Arkansas	52	Kentucky	69					2/18/2010	Arkansas	67	Ole Miss		59		
2/6/1991	Arkansas	78	Houston	76	2/7/2010	Arkansas	57	Kentucky	71	Maryland		1	1	Mississippi College	0			1			
3/7/1991	Arkansas	83	Houston (OT)	77						11/25/1988	Arkansas	84	Maryland	110	12/1/1978	Arkansas	47	Miss. College		86	
12/7/1991	Arkansas	61	Houston	78	Louisiana Tech	0		3		12/29/1990	Arkansas	79	Maryland	68							
					11/30/1978	Arkansas	28	La. Tech	82						MISSISSIPPI STATE	15			12		
Howard		1		0	1/8/1983	Arkansas	34	La. Tech	74	McNeese State	3	1			2/15/1992	Arkansas	66	MSU		76	
2/15/2001	Arkansas	98	Howard	69	11/29/1983	Arkansas	52	La. Tech	75	2/14/1981	Arkansas	77	McNeese St.	62	2/13/1993	Arkansas	80	MSU		51	
										1/16/1982	Arkansas	75	McNeese St.	96	2/26/1994	Arkansas	67	MSU		61	
Idaho St		1		0	La-Lafayette	2		0		12/20/1996	Arkansas	81	McNeese St.	54	2/26/1995	Arkansas	86	MSU		63	
11/26/2004	Arkansas	69	Idaho State	59	1/6/2003	Arkansas	75	La-Lafayette	57	12/30/2003	Arkansas	72	McNeese St.	52	1/6/1996	Arkansas	67	MSU		77	
					12/16/2004	Arkansas	82	La.-Lafayette	68					1/5/1997	Arkansas	84	MSU		67		
Illinois		0		2						Memphis	9	3			1/15/1998	Arkansas	80	MSU		73	
1/9/1996	Arkansas	64	Illinois	88	Louisiana-Monroe	5		0		12/19/1997	Arkansas	93	Memphis	84	1/28/1998	Arkansas	89	MSU		70	
1/8/1997	Arkansas	81	Illinois	100	Northeast Louisiana	4		0		12/11/1998	Arkansas	58	Memphis	70	1/14/1999	Arkansas	85	MSU		58	
					11/25/1980	Arkansas	77	Northeast La.	68	12/19/1999	Arkansas	82	Memphis	88	1/28/1999	Arkansas	60	MSU		81	
Indiana		3		1	12/5/1981	Arkansas	70	Northeast La.	68	11/18/2000	Arkansas	58	Memphis	66	2/24/1999	Arkansas	70	MSU		79	
2/26/1982	Arkansas	60	Indiana	63	11/29/1994	Arkansas	74	Northeast La.	59	12/2/2001	Arkansas	85	Memphis	48	1/20/2000	Arkansas	56	MSU		69	
11/27/1982	Arkansas	62	Indiana	61	11/29/1995	Arkansas	77	Northeast La.	62	1/9/2003	Arkansas	78	Memphis	64	1/18/2001	Arkansas	72	MSU		45	
12/20/2003	Arkansas	78	Indiana	70	11/20/1999	Arkansas	85	La.-Monroe	48	2/2/2004	Arkansas	79	Memphis	75	3/1/2001	Arkansas	94	MSU		76	
12/11/2004	Arkansas	53	Indiana	50	1/24/2001	Arkansas	86	La.-Monroe	70	12/7/2004	Arkansas	59	Memphis	53	1/24/2002	Arkansas	82	MSU (OT)		85	
					11/17/2001	Arkansas	99	La.-Monroe	47	11/21/2005	Arkansas	99	Memphis	53	2/20/2003	Arkansas	59	MSU		72	
Iona		1		0	11/13/2006	Arkansas	62	La.-Monroe	54	12/18/2006	Arkansas	70	Memphis	54	2/1/2004	Arkansas	55	MSU		57	
11/26/2009	Arkansas	66	Iona	60	11/15/2008	Arkansas	77	La.-Monroe	38	12/18/2007	Arkansas	91	Memphis	66	3/4/2004	Arkansas	74	MSU		79	
										12/3/2008	Arkansas	76	Memphis	69	1/16/2005	Arkansas	83	MSU		71	
Iowa		2		0	Lamar	1		3						3/3/2005	Arkansas	80	MSU		73		
11/23/1997	Arkansas	83	Iowa	57	2/10/1978	Arkansas	50	Lamar	55	Memphis State	2	5			1/5/2006	Arkansas	66	MSU		45	
1/30/2000	Arkansas	72	Iowa	65	1/28/1983	Arkansas	52	Lamar	60	2/22/1979	Arkansas	66	Memp. State	86	1/22/2006	Arkansas	60	MSU		58	
					1/29/1986	Arkansas	67	Lamar	55	2/12/1980	Arkansas	65	Memp. State	71	1/7/2007	Arkansas	73	MSU		81	
Iowa State		1		1	3/21/1991	Arkansas	75	Lamar	91	2/17/1981	Arkansas	57	Memp. State	86	2/1/2007	Arkansas	75	MSU		80	
11/19/1979	Arkansas	56	Iowa State	39						12/22/1985	Arkansas	76	Memp. State	64	1/27/2008	Arkansas	65	MSU		42	
12/20/1980	Arkansas	60	Iowa State	71	Lipscomb	2		0		12/22/1986	Arkansas	60	Memp. State	79	1/25/2009	Arkansas	65	MSU		62	
					11/17/2006	Arkansas	77	Lipscomb	39	1/5/1992	Arkansas	50	Memp. State	58	1/14/201						

TEAM BY TEAM RESULTS

3/18/2000	Arkansas	89	Missouri (OT)	88	2/26/1983	Arkansas	86	NW St.	76	Oregon		2		1	1/24/1999	Arkansas	88	So. Carolina	80
11/20/2000	Arkansas	67	Missouri	79	12/19/1983	Arkansas	75	NW St.	73	1/6/1984	Arkansas	65	Oregon	54	1/27/2000	Arkansas	87	So. Carolina	79
11/28/2007	Arkansas	66	Missouri	53	2/16/1993	Arkansas	62	NW St.	77	12/21/2004	Arkansas	65	Oregon	62	1/2/2001	Arkansas	49	So. Carolina	66
12/21/2008	Arkansas	55	Missouri	56	11/28/1993	Arkansas	85	NW St.	74	11/25/2005	Arkansas	59	Oregon	70	1/13/2002	Arkansas	46	So. Carolina	91
Missouri Southern		2		0	11/15/1995	Arkansas	84	NW St. (20T)	83						1/27/2002	Arkansas	74	So. Carolina	46
11/16/1979	Arkansas	53	Missouri So.	45	3/12/1999	Arkansas	78	NW St.	60	Oregon State		1		1	3/1/2002	Arkansas	79	So. Carolina	61
11/18/1980	Arkansas	67	Missouri So.	61	12/6/2002	Arkansas	79	NW St.	60	11/28/2003	Arkansas	58	Oregon State	50	11/2/2003	Arkansas	67	So. Carolina	58
					12/18/2003	Arkansas	78	NW St.	64	11/28/2008	Arkansas	56	Oregon State	69	2/16/2003	Arkansas	59	So. Carolina	83
					12/13/2007	Arkansas	59	NW St.	43						1/18/2004	Arkansas	66	So. Carolina	52
Montana		4		0						Pacific		2		0	1/23/2005	Arkansas	61	So. Carolina	49
12/3/1982	Arkansas	55	Montana	43	Ohio State		1		0	12/8/1996	Arkansas	93	Pacific	59	1/29/2006	Arkansas	52	So. Carolina	61
3/19/1987	Arkansas	92	Montana	74	11/19/1995	Arkansas	86	Ohio State	80	11/29/2008	Arkansas	78	Pacific	61	2/8/2007	Arkansas	69	So. Carolina	74
11/29/1997	Arkansas	81	Montana	68											2/3/2008	Arkansas	50	So. Carolina	59
12/30/1998	Arkansas	74	Montana	54	Oklahoma State		11		10	Penn State		1		0	2/12/2009	Arkansas	58	So. Carolina	54
Montana St.		1		1	1/9/1978	Arkansas	53	Oklahoma St.	56	1/9/1999	Arkansas	82	Penn State	78	2/14/2010	Arkansas	72	So. Carolina	68
12/13/1986	Arkansas	68	Montana St.	70	2/18/1978	Arkansas	55	Oklahoma St.	47						Sam Houston State		4		0
1/5/2003	Arkansas	85	Montana St.	37	12/5/1978	Arkansas	50	Oklahoma St.	60	Phillips		1		1	11/30/1996	Arkansas	76	SHSU	51
					1/22/1980	Arkansas	53	Oklahoma St.	59	2/15/1980	Arkansas	73	Phillips	77	12/4/2007	Arkansas	89	SHSU	62
					3/7/1981	Arkansas	68	Oklahoma St.	69	2/7/1981	Arkansas	89	Phillips	66	12/29/2009	Arkansas	106	SHSU	78
Murray State		2		0	2/16/1982	Arkansas	79	Oklahoma St.	70										
2/4/1983	Arkansas	100	Murray State	69	12/3/1983	Arkansas	71	Oklahoma St.	66	Pittsburgh		1		0					
12/5/1990	Arkansas	102	Murray State	48	12/1/1984	Arkansas	73	Oklahoma St.	90	11/25/1994	Arkansas	76	Pitt	75					
					12/9/1985	Arkansas	90	Oklahoma St.	51										
North Carolina State		0		1	12/8/1986	Arkansas	65	Oklahoma St.	68	Pittsburg State		3		0					
11/25/2000	Arkansas	46	NC State	48	12/8/1990	Arkansas	61	Oklahoma St.	75	12/6/1977	Arkansas	67	Pittsburg St.	52	12/22/1994	Arkansas	62	San Francisco	44
					12/31/1991	Arkansas	72	Oklahoma St.	57	1/9/1979	Arkansas	58	Pittsburg St.	50	3/16/1995	Arkansas	67	San Francisco	58
					1/5/1993	Arkansas	47	Oklahoma St.	62	1/5/1980	Arkansas	60	Pittsburg St.	59					
Northeast Oklahoma State		4		4	3/1/1994	Arkansas	90	Oklahoma St. (OT)	93						South Carolina State		1		0
1/22/1977	Arkansas	62	NE Okla. St.	61	1/25/1995	Arkansas	79	Oklahoma St.	65	Portland State		1		1	1/28/1993	Arkansas	73	SC State	59
2/4/1977	Arkansas	54	NE Okla. St.	63	2/7/1996	Arkansas	66	Oklahoma St.	62	11/26/2005	Arkansas	65	Portland St.	67					
1/24/1978	Arkansas	47	NE Okla. St.	56	12/1/2000	Arkansas	69	Oklahoma St.	61	12/1/2006	Arkansas	97	Portland St.	62	School of the Ozarks		1		0
2/4/1978	Arkansas	72	NE Okla. St.	60	12/19/2001	Arkansas	81	Oklahoma St.	78						12/11/1984	Arkansas	85	Ozarks	58
1/20/1979	Arkansas	64	NE Okla. St.	79	1/2/2003	Arkansas	58	Oklahoma St.	60	Prairie View		1		0					
2/14/1979	Arkansas	63	NE Okla. St.	69	1/4/2004	Arkansas	75	Oklahoma St.	55	2/10/1979	Arkansas	48	Prairie View	45	Southeastern Oklahoma		2		0
12/15/1979	Arkansas	62	NE Okla. St.	58	3/23/2009	Arkansas	61	Oklahoma St. (OT)	60						11/17/1981	Arkansas	64	SE Oklahoma	58
2/1/1980	Arkansas	57	NE Okla. St.	42						Princeton		2		0	12/17/1982	Arkansas	71	SE Oklahoma	52
										3/21/1996	Arkansas	83	Princeton	51					
Nevada-Las Vegas		2		1	12/14/1977	Arkansas	51	Oklahoma	80	11/27/1999	Arkansas	87	Princeton	45	Seton Hall		1		0
1/7/1984	Arkansas	62	UNLV	68	2/20/1979	Arkansas	53	Oklahoma	65						12/1/1985	Arkansas	69	Seton Hall	60
11/26/1994	Arkansas	88	UNLV	75	2/16/1980	Arkansas	50	Oklahoma	57										
3/18/2005	Arkansas	61	UNLV	48	1/3/1981	Arkansas	68	Oklahoma	75	Providence		3		0	12/21/1987	Arkansas	59	SFA	93
					2/7/1982	Arkansas	64	Oklahoma	65	3/20/1987	Arkansas	101	Providence	91	12/2/1988	Arkansas	75	SFA	93
New Hampshire		1		0	12/21/1985	Arkansas	79	Oklahoma	66	11/21/1997	Arkansas	93	Providence	82	3/22/1990	Arkansas	87	SFA	82
1/4/1995	Arkansas	75	NH	41	12/6/1986	Arkansas	70	Oklahoma	76	11/16/1998	Arkansas	110	Providence	59	11/24/1990	Arkansas	81	SFA	72
					12/12/1989	Arkansas	86	Oklahoma	68						11/24/1991	Arkansas	57	SFA	83
New Mexico		1		1	11/27/1990	Arkansas	84	Oklahoma	72	Purdue		0		2	2/13/1996	Arkansas	81	SFA	60
1/10/1981	Arkansas	69	New Mexico	50	1/13/1992	Arkansas	57	Oklahoma	55	3/15/1989	Arkansas	63	Purdue	91	1/28/1997	Arkansas	85	SFA (OT)	76
12/21/1999	Arkansas	66	New Mexico	71	1/20/1993	Arkansas	63	Oklahoma	70	11/25/2004	Arkansas	51	Purdue	55	11/23/2002	Arkansas	78	SFA	54
					1/25/1994	Arkansas	79	Oklahoma	93						12/28/2003	Arkansas	79	SFA	61
New Orleans		7		0	2/22/1995	Arkansas	69	Oklahoma	64	Rice		23		1	12/20/2006	Arkansas	75	SFA	54
1/11/1980	Arkansas	71	New Orleans	47	3/14/1999	Arkansas	97	Oklahoma (OT)	93	12/1/1979	Arkansas	53	Rice	35					
3/13/1982	Arkansas	76	New Orleans	74	12/5/2009	Arkansas	86	Oklahoma (OT)	87	12/6/1979	Arkansas	56	Rice	51					
2/2/1989	Arkansas	61	New Orleans	60						2/18/1983	Arkansas	68	Rice	43	Southern Methodist		22		5
1/22/1990	Arkansas	71	New Orleans	63	Oklahoma City		3		1	1/28/1984	Arkansas	82	Rice	51	12/6/1980	Arkansas	58	SMU	69
12/17/1993	Arkansas	60	New Orleans	59	1/24/1981	Arkansas	74	Oklahoma City	54	2/27/1984	Arkansas	85	Rice	66	1/31/1981	Arkansas	66	SMU	61
12/21/2005	Arkansas	84	New Orleans	46	2/5/1982	Arkansas	48	Oklahoma City	57	1/22/1985	Arkansas	81	Rice	57	1/6/1982	Arkansas	76	SMU	59
11/24/2007	Arkansas	65	New Orleans	44	3/11/1982	Arkansas	78	Oklahoma City	67	2/23/1985	Arkansas	69	Rice	52	2/15/1983	Arkansas	60	SMU	54
					12/11/1982	Arkansas	86	Oklahoma City	57	1/18/1986	Arkansas	64	Rice	52	1/30/1984	Arkansas	79	SMU	59
Nicholls State		1		0						2/18/1986	Arkansas	67	Rice	55	2/11/1984	Arkansas	66	SMU	59
12/15/2005	Arkansas	75	Nicholls St.	40	Old Dominion		1		0	1/17/1987	Arkansas	79	Rice	53	1/5/1985	Arkansas	80	SMU	64
					11/28/2002	Arkansas	54	Old Dominion	49	2/14/1987	Arkansas	88	Rice	71	2/5/1985	Arkansas	85	SMU	56
North Arkansas CC		0		2						1/27/1988	Arkansas	63	Rice	60	1/2/1986	Arkansas	90	SMU	78
11/19/1976	Arkansas	67	No. Ark. CC	70	Oral Roberts		13		8	2/27/1988	Arkansas	79	Rice	73	2/1/1986	Arkansas	79	SMU	53
1/31/1977	Arkansas	65	No. Ark. CC	67	2/5/1977	Arkansas	37	Oral Roberts	69	1/28/1989	Arkansas	81	Rice	62	3/4/1986	Arkansas	82	SMU	75
					2/16/1978	Arkansas	71	Oral Roberts	88	2/28/1989	Arkansas	109	Rice	73	1/26/1987	Arkansas	94	SMU	71
North Carolina		0		1	2/3/1979	Arkansas	46	Oral Roberts	63	1/30/1990	Arkansas	78	Rice	49	2/28/1987	Arkansas	93	SMU	53
11/26/2006	Arkansas	69	No. Carolina	94	1/19/1980	Arkansas	66	Oral Roberts	64	3/3/1990	Arkansas	77	Rice	56	1/13/1988	Arkansas	69	SMU	68
					3/14/1981	Arkansas	57	Oral Roberts	59	1/2/1991	Arkansas	70	Rice	52	2/13/1988	Arkansas	78	SMU	85
North Dakota		1		0	12/7/1981	Arkansas	61	Oral Roberts	75	2/2/1991	Arkansas	96	Rice	74	1/14/1989	Arkansas	74	SMU	84
12/9/2008	Arkansas	85	No. Dakota	73	1/12/1982	Arkansas	61	Oral Roberts	57	11/25/1995	Arkansas	81	Rice	68	2/15/1989	Arkansas	87	SMU	72
					12/10/1983	Arkansas	65	Oral Roberts	71	12/3/1996	Arkansas	61	Rice	77	1/17/1990	Arkansas	84	SMU	52
North Texas		2		1	12/17/1983	Arkansas	84	Oral Roberts	70	3/17/1999	Arkansas	76	Rice	70	2/17/1990	Arkansas	74	SMU	60
2/8/1980	Arkansas	50	No. Texas St.	59	11/19/1984	Arkansas	78	Oral Roberts	55	12/7/2002	Arkansas	63	Rice	50	1/15/1991	Arkansas	99	SMU	61
12/4/1992	Arkansas	102	No. Texas	58	12/5/1985	Arkansas	72	Oral Roberts	78	11/24/2003	Arkansas	65	Rice	46	2/19/1991	Arkansas	77	SMU	66
12/17/1999	Arkansas	102	No. Texas	69	2/19/1987	Arkansas	115	Oral Roberts	66						12/21/1993	Arkansas	81	SMU	89
					1/2/1988	Arkansas	66	Oral Roberts	77	Rutgers		0		2	12/3/1994	Arkansas	85	SMU	79
Northern Iowa		0		1	12/12/1988	Arkansas	113	Oral Roberts	69	11/30/1985	Arkansas	63	Rutgers	72	11/18/2005	Arkansas	73	SMU	63
12/7/2001	Arkansas	63	No. Iowa	67	1/30/1992	Arkansas	88	Oral Roberts	64	12/28/1990	Arkansas	60	Rutgers	89	12/13/2006	Arkansas	70	SMU	58
					3/1/1993	Arkansas	96	Oral Roberts	60						11/21/2008	Arkansas	78	SMU	69
Northwestern		2		1	2/23/1994	Arkansas	85	Oral Roberts	51	South Carolina		16		7	11/18/2009	Arkansas	71	SMU	76
3/16/1991	Arkansas	105	Northwestern	68	1/11/1														

TEAM BY TEAM RESULTS

Southern	2	1	Tennessee Tech	0	1	Texas-San Antonio	3	1	2/25/1989	Arkansas	46	Missouri-KC	42						
2/10/1979	Arkansas	52	Southern	63	11/27/1981	Arkansas	75	Tenn. Tech	96	12/12/1987	Arkansas	84	UTSA	73	11/30/1991	Arkansas	73	Missouri-KC	61
1/23/1982	Arkansas	85	Southern	64						12/3/1988	Arkansas	75	UTSA	57	1/25/2005	Arkansas	69	UMKC	46
1/25/1986	Arkansas	103	Southern	51	Tennessee State	1	0	1/9/1989	Arkansas	97	UTSA	77	12/4/2005	Arkansas	84	UMKC	57		
					11/26/1988	Arkansas	114	Tenn. St.	42	12/20/2009	Arkansas	55	UTSA	71					
Southern Illinois	0	1	Tennessee	1	21	Texas Southern	3	1	UNC-Wilmington	1	0								
1/9/1981	Arkansas	61	So. Illinois	68	2/29/1992	Arkansas	59	Tennessee	105	12/8/1979	Arkansas	47	Texas So.	70	11/26/1999	Arkansas	88	UNC-W	77
					2/27/1993	Arkansas	55	Tennessee	72	2/19/1982	Arkansas	65	Texas So.	56					
Southern Utah	2	0			1/2/1994	Arkansas	67	Tennessee	89	11/27/1995	Arkansas	98	Texas So.	35	Utah	0	1		
11/30/1990	Arkansas	104	So. Utah	51	2/7/1995	Arkansas	67	Tennessee	87	12/3/2006	Arkansas	90	Texas So.	50	12/21/1997	Arkansas	64	Utah	73
11/29/1996	Arkansas	94	So. Utah	61	1/17/1996	Arkansas	66	Tennessee	78										
					12/29/1996	Arkansas	77	Tennessee	75	Texas Tech	17	9			12/28/1997	Arkansas	77	Valpo (OT)	69
St. Bonaventure	1	0			1/1/1998	Arkansas	58	Tennessee	88	3/6/1980	Arkansas	46	Texas Tech	74					
12/29/1998	Arkansas	97	St. Bon.	67	3/27/1998	Arkansas	58	Tennessee	86	1/27/1982	Arkansas	70	Texas Tech	55	Vanderbilt	5	19		
					12/17/1998	Arkansas	62	Tennessee	82	2/24/1983	Arkansas	74	Texas Tech	67	2/8/1992	Arkansas	75	Vanderbilt	79
St. Joseph's	0	1			1/10/2000	Arkansas	69	Tennessee	79	1/19/1984	Arkansas	64	Texas Tech	61	2/6/1993	Arkansas	59	Vanderbilt	80
1/3/1995	Arkansas	72	St. Joseph's	78	1/7/2001	Arkansas	61	Tennessee	76	2/13/1984	Arkansas	62	Texas Tech	71	2/20/1994	Arkansas	58	Vanderbilt	67
					2/7/2002	Arkansas	65	Tennessee	93	3/8/1984	Arkansas	43	Texas Tech	56	2/19/1995	Arkansas	73	Vanderbilt (OT)	71
St. Louis	3	0			1/30/2003	Arkansas	79	Tennessee	92	1/15/1985	Arkansas	74	Texas Tech	78	1/14/1996	Arkansas	60	Vanderbilt	65
12/18/1996	Arkansas	69	St. Louis	43	1/8/2004	Arkansas	44	Tennessee	83	2/16/1985	Arkansas	65	Texas Tech	55	1/12/1997	Arkansas	68	Vanderbilt	77
12/30/2006	Arkansas	66	St. Louis	59	2/26/2004	Arkansas	71	Tennessee	93	1/11/1986	Arkansas	62	Texas Tech	60	1/18/1998	Arkansas	80	Vanderbilt (OT)	85
12/15/2007	Arkansas	74	St. Louis	59	1/13/2005	Arkansas	54	Tennessee	72	2/11/1986	Arkansas	60	Texas Tech	73	1/17/1999	Arkansas	57	Vanderbilt	73
					2/20/2005	Arkansas	71	Tennessee	84	3/5/1986	Arkansas	48	Texas Tech	58	1/23/2000	Arkansas	61	Vanderbilt	52
St. Mary's	1	0			2/5/2006	Arkansas	37	Tennessee	77	1/10/1987	Arkansas	53	Texas Tech	51	1/21/2001	Arkansas	68	Vanderbilt	64
12/2/1994	Arkansas	66	St. Mary's	48	2/22/2007	Arkansas	68	Tenn. (OT)	75	2/7/1987	Arkansas	69	TX Tech (OT)	65	1/31/2002	Arkansas	67	Vanderbilt	57
					1/24/2008	Arkansas	55	Tennessee	98	2/2/1988	Arkansas	80	Texas Tech	67	3/2/2002	Arkansas	78	Vanderbilt	81
Stanford	1	1			1/22/2009	Arkansas	67	Tennessee	76	3/5/1988	Arkansas	70	Texas Tech	82	1/23/2003	Arkansas	59	Vanderbilt	76
11/13/1998	Arkansas	76	Stanford	71	2/4/2010	Arkansas	57	Tennessee	74	1/3/1989	Arkansas	75	Texas Tech	64	1/29/2004	Arkansas	69	Vanderbilt	74
3/24/1990	Arkansas	87	Stanford	114						2/4/1989	Arkansas	74	Texas Tech	65	2/17/2005	Arkansas	43	Vanderbilt	78
										3/8/1989	Arkansas	79	Texas Tech	72	3/4/2005	Arkansas	60	Vanderbilt	79
Stetson	1	0	Tennessee-Martin	1	0					1/6/1990	Arkansas	76	TX Tech (OT)	74	1/8/2006	Arkansas	52	Vanderbilt (OT)	51
12/31/2008	Arkansas	85	Stetson	44	2/13/1981	Arkansas	66	UT-Martin	46	2/6/1990	Arkansas	62	Texas Tech	55	2/9/2006	Arkansas	59	Vanderbilt	64
										3/7/1990	Arkansas	60	Texas Tech	69	1/4/2007	Arkansas	61	Vanderbilt	98
Southwestern Louisiana	1	0	Texas	3	21					1/12/1991	Arkansas	64	Texas Tech	62	12/28/2007	Arkansas	34	Vanderbilt	61
1/15/1982	Arkansas	90	SW Louisiana	59	1/29/1981	Arkansas	61	Texas	110	2/12/1991	Arkansas	82	Texas Tech	70	2/21/2008	Arkansas	50	Vanderbilt	63
					2/21/1983	Arkansas	67	Texas	89	3/9/1991	Arkansas	60	Texas Tech	51	1/29/2009	Arkansas	61	Vanderbilt (OT)	72
SW Mo. State (Missouri State)	18	6			3/13/1983	Arkansas	54	Texas	80	1/5/2008	Arkansas	80	Texas Tech	57	1/31/2010	Arkansas	61	Vanderbilt	67
1/29/1977	Arkansas	56	SMSU	46	1/16/1984	Arkansas	63	Texas	89	1/3/2009	Arkansas	60	Texas Tech	75	3/4/2010	Arkansas	64	Vanderbilt	65
2/7/1978	Arkansas	66	SMSU	35	2/18/1984	Arkansas	70	Texas	71										
2/1/1979	Arkansas	58	SMSU	67	1/12/1985	Arkansas	60	Texas	85	Texas Woman's	0	1	Virginia Commonwealth	1	0				
1/29/1980	Arkansas	68	SMSU	36	2/12/1985	Arkansas	71	Texas	89	2/9/1980	Arkansas	58	TWU	67	12/21/2009	Arkansas	68	VCU	58
3/2/1983	Arkansas	76	SMSU	54	3/7/1985	Arkansas	62	Texas	104										
12/6/1983	Arkansas	78	SMSU	45	1/7/1986	Arkansas	44	Texas	75	Texas-Arlington	4	0	Washington State	2	0				
12/8/1984	Arkansas	76	SMSU	64	2/8/1986	Arkansas	57	Texas	75	12/22/1992	Arkansas	70	UTA	43	12/1/1990	Arkansas	68	Wash. St.	48
11/26/1985	Arkansas	94	SMSU	51	1/6/1987	Arkansas	56	Texas	59	12/22/1993	Arkansas	73	UTA	57	12/31/1992	Arkansas	84	Wash. St.	62
12/18/1986	Arkansas	78	SMSU	61	3/7/1987	Arkansas	65	Texas	91	11/23/1996	Arkansas	64	UTA	53					
12/19/1987	Arkansas	85	SMSU	71	3/7/1987	Arkansas	70	Texas	72	11/25/2001	Arkansas	79	UTA	48	Washington	1			
12/17/1988	Arkansas	88	SMSU	66	1/5/1988	Arkansas	70	Texas	89						2/28/1982	Arkansas	75	Wash. (OT)	70
11/29/1989	Arkansas	87	SMSU	60	2/6/1988	Arkansas	54	Texas	84	Texas-El Paso	1	0			3/18/1995	Arkansas	50	Wash.	54
12/12/1990	Arkansas	62	SMSU	55	1/7/1989	Arkansas	67	Texas	104	11/25/1989	Arkansas	87	UTEP	61					
12/30/1991	Arkansas	52	SMSU	67	2/7/1989	Arkansas	67	Texas	87						Wayland Baptist	0	1		
12/1/1992	Arkansas	55	SMSU	64	3/11/1989	Arkansas	99	Texas	101	Texas-Pan American	2	0			3/12/1982	Arkansas	57	Wayland Bap	61
12/29/1993	Arkansas	66	SMSU	63	1/24/1990	Arkansas	75	Texas	84	2/15/1994	Arkansas	94	Texas-PA	59					
12/10/1994	Arkansas	61	SMSU	60	2/23/1990	Arkansas	82	Texas	77	12/18/2005	Arkansas	74	Texas-PA	44	West Virginia	0	1		
12/10/1995	Arkansas	65	SMSU	58	1/8/1991	Arkansas	76	Texas	61						1/26/1992	Arkansas	60	West Virginia	81
11/26/1996	Arkansas	75	SMSU	62	2/9/1991	Arkansas	73	Texas	68	Tulane	3	0							
12/7/1997	Arkansas	67	SMSU	79	3/25/2003	Arkansas	50	Texas	67	1/12/1980	Arkansas	66	Tulane	65	Western Illinois	2	0		
12/8/1998	Arkansas	50	SMSU	70						1/19/1994	Arkansas	71	Tulane	59	12/22/1996	Arkansas	100	W. Illinois	49
12/8/1999	Arkansas	64	SMSU	58						12/28/1994	Arkansas	83	Tulane	79	12/29/2008	Arkansas	70	W. Illinois	53
11/23/2001	Arkansas	48	SMSU	64	Texas A&I	1	0												
12/19/2002	Arkansas	64	SMSU	46	12/12/1979	Arkansas	71	Texas A&I	54	Tulsa	16	2	Western Kentucky	4	2				
										1/15/1977	Arkansas	47	Tulsa	55	11/29/1986	Arkansas	76	W. Kentucky	86
Texas-Christian	20	3	Texas A&M	20	2					2/26/1977	Arkansas	59	Tulsa	48	12/28/2002	Arkansas	71	W. Kentucky	61
1/11/1983	Arkansas	105	TCU	44	1/30/1981	Arkansas	80	Texas A&M	62	11/22/1977	Arkansas	68	Tulsa	50	12/3/2003	Arkansas	67	W. Kentucky	65
1/14/1984	Arkansas	55	TCU	48	2/12/1982	Arkansas	70	Texas A&M	60	1/26/1978	Arkansas	69	Tulsa	49	11/28/2004	Arkansas	83	W. Kentucky	79
2/22/1984	Arkansas	83	TCU	67	1/19/1983	Arkansas	66	Texas A&M	57	1/21/1978	Arkansas	79	Tulsa	76	12/6/2005	Arkansas	73	W. Kentucky	89
1/8/1985	Arkansas	74	TCU	54	3/11/1983	Arkansas	66	Texas A&M	57	1/16/1979	Arkansas	66	Tulsa	47	11/27/2009	Arkansas	69	W. Kentucky	51
2/9/1985	Arkansas	92	TCU	69	1/21/1984	Arkansas	69	Texas A&M	63	2/3/1981	Arkansas	88	Tulsa	67					
1/4/1986	Arkansas	94	TCU	61	2/6/1984	Arkansas	83	Texas A&M	70	11/23/1981	Arkansas	76	Tulsa	60	Western Michigan	1	0		
2/4/1986	Arkansas	109	TCU	59	3/6/1984	Arkansas	75	Texas A&M	66	1/17/1985	Arkansas	88	Tulsa	54	12/9/2001	Arkansas	73	W. Mich. (OT)	69
1/3/1987	Arkansas	94	TCU	55	1/2/1985	Arkansas	81	Texas A&M	67	2/22/1986	Arkansas	62	Tulsa	49					
1/31/1987	Arkansas	76	TCU	53	2/2/1985	Arkansas	75	Texas A&M	65	12/30/1999	Arkansas	80	Tulsa	62	Wichita State	7	1		
1/9/1988	Arkansas	87	TCU	75	1/28/1986	Arkansas	74	Texas A&M	65	1/5/2001	Arkansas	101	Tulsa	60	1/8/1981	Arkansas	47	Wichita St.	68
2/9/1988	Arkansas	69	TCU	73	3/1/1986	Arkansas	75	Texas A&M	67	12/5/2001	Arkansas	55	Tulsa	52	2/20/1982	Arkansas	82	Wichita St.	72
1/10/1989	Arkansas	83	TCU	69	1/24/1987	Arkansas	86	Texas A&M	69	12/9/2002	Arkansas	66	Tulsa	49	12/2/1995	Arkansas	70	Wichita St.	67
2/11/1989	Arkansas	77	TCU	70	2/25/1987	Arkansas	63	Texas A&M	57	12/9/2003	Arkansas	64	Tulsa	43	11/26/1997	Arkansas	73	Wichita St.	53
1/13/1990	Arkansas	86	TCU	65	1/16/1988	Arkansas	56	Texas A&M	60	12/1/2005	Arkansas	64	Tulsa	66	11/21/2003	Arkansas	83	Wichita St.	63
2/13/1990	Arkansas	85	TCU	65	2/16/1988	Arkansas	79	Texas A&M	69	12/16/2006	Arkansas	78	Tulsa	67	12/21/2003	Arkansas	81	Wichita St.	72
1/16/1991	Arkansas	95	TCU	62	3/10/1988	Arkansas	58	Texas A&M	59										

OTHER RAZORBACK RECORDS

ARKANSAS' RECORD IN

Openers	28-6
Home Openers (25 cons. since 1983-84).....	33-1
Road Openers	21-13
Senior Nights	20-14
SWC Games	104-32
SEC Games	86-151
SEC Openers	4-15
SEC Road Opener	1-18
SEC Home Opener	6-13
TV/Cable Games	95-76

IN TOURNAMENTS HELD

Pre-Season	5-3
Post-Season	46-38
In-Season	84-59
At UA	26-0
Road Tournaments.....	58-59
Final Day.....	22-20
As Consolation.....	9-6
As Finalist	11-14
SWC Classic	9-8
SEC Tournament	9-19
AIAW	2-3
NWIT	4-2
NCAA	12-9
WNIT	10-3

ARKANSAS' RECORD WHEN

At Home	334-103	(.764)
In Bud Walton Arena	175-68	(.720)
In Barnhill Arena	159-35	(.820)
On the Road	174-222	(.439)
At Neutral Sites	99-64	(.607)
All Conference Games	193-194	(.499)
In 34 years	606-390	(.608)

BY THE MONTHS

In November	104-28	(.788)
In December	151-61	(.712)
In January	158-127	(.554)
In February	144-129	(.527)
In March	51-49	(.510)

BY THE DAYS

On Monday	39-21	(.650)
On Tuesday	86-42	(.672)
On Wednesday	74-21	(.779)
On Thursday	78-90	(.464)
On Friday	81-42	(.659)
On Saturday	170-88	(.659)
On Sunday	81-81	(.500)

ARKANSAS ON

Mexican Revolution Day (Nov. 20)	4-1
Thanksgiving (4th Thurs. of Nov.)	1-1
Thanksgiving Friday	18-6
Finnish Independence Day (Dec. 6)	5-5
Pearl Harbor Day (Dec. 7).....	4-5
(FYI -- First win came in Hawai'i)	
Christmas Eve (Dec. 24).....	0-0
New Year's Eve (Dec. 31)	3-0
New Year's Day (Jan. 1)	0-1
Epiphany (Jan. 6)	5-5
Martin Luther King Day (Trad.-Jan. 15).....	3-2
Australia Day (Jan. 26).....	5-4
(Also Republic Day in India)	
Super Bowl Sundays (Varies)	IV-X
Ground Hog Day (Feb. 2)	7-2-1
(One GHD game cancelled due to weather)	
New Zealand Day (Feb. 6).....	3-3
Lincoln's Birthday (Feb. 12).....	3-2
Valentine's Day (Feb. 14)	4-4

Washington's Birthday (Feb. 22)	5-3
Leap Day (Feb. 29).....	0-2
The Ides of March (March 15).....	3-1
St. Patrick's Day (March 17).....	3-1
Any Friday the 13th.....	2-0

IN CLOSE GAMES

In one-point games.....	22-14 (.611)
In two-point games	41-27 (.603)
Within one bucket (3 or less).....	59-50 (.541)
In overtime	19-17 (.528)

RAZORBACKS IN OT

2009-10	
#18 OU 87, Arkansas 86 (OT OU, UA 8-7)	
Arkansas 66, Ala. 62 (OT UA, AL 11-7)	
Vanderbilt 65, Arkansas 64 (OT VU 8, UA7)	
2008-09	
#20 Vandy, 72, Arkansas 61 (OT, VU 13-2)	
Arkansas 61, Okla. State 60 (OT, UA 8-7)	
2006-07	
Tennessee 75, Arkansas 68 (OT, UT 13-6)	
Ole Miss 90, Arkansas 87 (2 OT)	
(1st OT, 8-8; 2nd OT, UM 18-15)	
2005-06	
Arkansas. 51, Vandy 51 (OT, UA 6-5)	
2003-04	
TCU 67, Arkansas. 62 (OT, TCU 14-9)	
2002-03	
Duke 74, Arkansas. 72 (OT, DU 13-11)	
2001-02	
Arkansas. 73, Western Mich. 69 (OT, UA 8-4)	
Miss. St. 85, Arkansas. 82 (OT, MSU 7-4)	
1999-2000	
Arkansas. 89, Missouri 88 (OT, UA 12-11)	
1998-99	
Arkansas 97, Okla. 93 (OT, UA 14-10)	
Arkansas. 74, Kentucky 69 (OT, UA 11-6)	
1997-98	
Georgia 86, Arkansas 81 (OT, UG 13-8)	
Vandy 85, Arkansas 80 (OT, VU 15-10)	
Arkansas 102, Bama 92 (OT, UA 18-6)	
Arkansas 77, Valparaiso 69 (OT, UA 17-9)	
1996-97	
Florida 79, Arkansas 66 (OT, UF 15-2)	
Arkansas. 85, SF Austin 76 (OT, UA 19-10)	
1995-96	
Arkansas 84, NW St. 83 (2 OT)	
(1st OT, 13-13; 2nd OT, UA 10-9)	
Bama 92, Arkansas 85 (OT, Ala. 14-7)	
Arkansas 73, Auburn 72 (OT, UA 8-7)	
1994-95	
Arkansas 73, Vandy 71 (OT, UA 8-6)	
1993-94	
OSU 93, Arkansas 90 (OT, OSU 9-6)	
1991-92	
Kent. 75, Arkansas 74 (OT, UK 10-9)	
1990-91	
Arkansas 83, Houston 77 (OT, UA 11-5)	
1989-90	
Arkansas 90, UCLA 80 (OT, UA 15-5)	
Arkansas. 76, Texas Tech 74 (OT, UA 11-9)	
1987-88	
Houston 97, Arkansas 89 (OT, UH 13-5)	
1986-87	
Arkansas. 69, TX Tech 65 (OT, UA 8-4)	
Houston 78, Arkansas 76 (OT, UH 7-5)	
1981-82	
Arkansas 75, Wash. 70 (OT, UA 14-9)	
1979-80	
Phillips 77, Arkansas 73 (No record of OT scores)	
Arkansas. 60, Pittsburg St. 59 (OT, UA 5-4)	

OVERTIME BESTS

Most OT Games in a Season: 4, 1997-98	
Most OT Periods in a Season: 4, 95-96 & 97-98	
Most Points: 18, vs. Alabama (1/11/98)	
Fewest Points: 2, vs. Florida (2/2/97);	
at Vanderbilt (1/29/09)	
Most Points Allowed: 18, vs Ole Miss [2nd OT]	
(2/4/07)	
Fewest Points Allowed: 4, vs. Tex. Tech (2/7/87)	

THE LAST TIME . . .

UA scored 110+ : 110, vs. Providence (11/16/98)	
UA scored 100+ : 101, vs. Tulsa (1/5/01)	
UA scored -50: 46, at LSU (2/28/08)	

TOP ARKANSAS WINS

30 or more points

79	UA 108, Bartlesville 29 (1976-77)
----	-----------------------------------

Top neutral

72	UA 114, Tennessee St. 42 (1988-89)
68	UA 97, Cottey College 29 (1977-78)
65	UA 98, Texas Southern 35 (1995-96)

Top conference

61	UA 105, TCU 44 (1982-83)
57	UA 97, Southeastern La. 40 (2000-01)
	UA 95, S. Alabama 38 (1998-99)
54	UA 102, Murray St. 48 (1990-91)
53	UA 104, Southern Utah 51 (1990-91)
	UA 84, Alabama State 31 (1991-92)
52	UA 99, La.-Monroe 47 (2001-02)
	UA 103, Southern 51 (1986-87)
51	UA 110, Providence 59 (1998-99)
	UA 100, Western Illinois 49 (1996-97)

Last 50+

50	UA 90, Texas Southern 40 (2006-07)
	UA 109, TCU 59 (1985-86)
49	UA 115, Oral Roberts 66 (1986-87)

Top road

	UA 68, Bartlesville 19 (1976-77)
48	UA 85, Montana State 37 (2002-03)
	UA 98, Baylor 50 (1988-89)
47	UA 88, Evangel 41 (1981-82)

Last 40+ game

46	UA 99, Memphis 53 (2005-06)
	UA 83, Miss Valley 37 (2001-02)
45	UA 108, Baylor 63 (1990-91)
44	UA 102, North Texas (1992-93)
	UA 112, Detroit 62 (1989-90)
	UA 113, Oral Roberts 69 (1988-89)
43	UA 82, Jackson State 39 (1992-93)
	UA 93, Mississippi Valley 50 (1989-90)
	UA 94, SW Missouri 51 (1985-86)
42	UA 87, Princeton 45 (1999-2000)
41	UA 101, Tulsa 60 (2000-01)
	UA 105, TCU 64 (1994-95)
40	UA 93, SMU 53 (1986-87)
39	UA 77, ULM 38 (2008-09)

Top SEC margin

	UA 84, Florida 45 (2002-03)
	UA 87, Harvard 48 (2000-01)
	UA 94, TCU 55 (1986-87)
	UA 90, Oklahoma State 51 (1985-86)
	UA 96, Grambling State 57 (1984-85)
38	UA 77, Lipscomb 39 (2006-07)
	UA 84, UNO 46 (2005-06)
	UA 99, SMU 61 (1990-91)
	UA 81, Baylor 43 (1989-90)
37	UA 78, Hampton 41 (2002-03)
	UA 85, Memphis 48 (2001-02)
	UA 85, La.-Monroe 48 (1999-2000)
	UA 76, Wofford 39 (1996-97)

Opp. scored 100+ : 100, vs. UConn (11/13/98)	
Opp. scored -50: 42, vs. LSU (2/5/09)	
Opp. scored -40: 37, ULM (11/15/08)	
UA won in OT: 3/23/09 (UA 61, Okla. St 60/WNIT)	
UA played in OT: 3/23/09 (UA 61, Okla. State 60/WNIT)	
UA shot 60%+ : 71.4% at Kansas (3/26/09)	
UA shot -30%: 21.7% at Vanderbilt (1/4/07)	
Opp. shot 60%+ : 61.7% at Vanderbilt (1/4/07)	
Opp. shot -30%: 25.9% at Kansas State (12/6/08)	
UA had 55+ reb.: 58 at #20 Vanderbilt (1/29/09)	
UA had -30 reb.: 29, vs. #12 Florida (2/1/09)	
UA had 10+ 3pt: 10, Georgia (2/8/09)	

	UA 105, Northwestern 68 (1990-91)
36	UA 96, Oral Roberts 60 (1992-93)
	UA 82, TCU 46 (1990-91)
	UA 109, Rice 73 (1988-89)

Last +30 game

35	UA 97, Portland State 62 (2006-07)
	UA 75, Nicholls State 40 (2005-06)
	UA 87, Loyola Marymount 52 (02-03)
	UA 94, UTPA 59 (1993-94)
	UA 98, Baylor 61 (1989-90)
34	UA 86, Centenary 52 (2004-05)
	UA 104, Ga. Southern 71 (1997-98)
	UA 90, Alcorn 56 (1996-97)
	UA 93, Pacific 59 (1996-97)
	UA 75, New Hampshire 41 (1994-95)
	UA 85, Oral Roberts 51 (1993-94)
	UA 88, Tulsa 54 (1984-85)
33	UA 102, North Texas 69 (1999-2000)
	UA 88, Kentucky 55 (1996-97)
	UA 94, Southern Utah (1996-97)
	UA 95, TCU 62 (1990-91)
	UA 94, TCU 61 (1985-86)
	UA 78, SW Missouri 45 (1983-84)
	UA 80, Arkansas St. 47 (1982-83)
32	UA 83, Princeton 51 (1995-96)
	UA 84, SMU 43 (1989-90)
	UA 112, California 80 (1985-86)
	UA 79, UM-Kansas City 47 (1984-85)
	UA 68, SW Missouri 36 (1979-80)
31	UA 79, Texas-Arlington 48 (2001-02)
	UA 83, Texas Christian (1995-96)
	UA 105, Boston College 74 (1990-91)
	UA 85, Baylor 55 (1985-86)
	UA 82, Rice 51 (1983-84)
	UA 100, Murray State 69 (1982-83)
	UA 90, SW Louisiana 59 (1981-82)
	UA 66, SW Missouri 35 (1977-78)
30	UA 74, Texas Pan American 44 (2005-06)
	UA 97, St. Bonaventure 67 (1998-99)

TOP ARKANSAS LOSSES

35 or more points

54	La. Tech 82, UA 28 (1978-79)
49	Texas 110, UA 61 (1980-81)
46	LSU 91, UA 45 (2004-05)
	Tennessee 105, UA 59 (1991-92)
43	Tennessee 99, UA 55 (2007-08)
42	Texas 104, UA 62 (1984-85)
41	Alabama 102, UA 61 (1996-97)
40	Tennessee 77, UA 37 (2005-06)
40	La. Tech 74, UA 34 (1981-82)
39	Tennessee 83, UA 44 (2003-04)
39	Miss. College 86, UA 47 (78-79)
37	Texas 104, UA 67 (1988-89)
	Vanderbilt 98, UA 61 (2006-07)
	LSU 83, UA 46 (2007-08)
36	UConn 100, UA 64 (1998-99)
35	Vanderbilt 78, UA 43 (2004-05)
	Ole Miss 84, UA 46 (2001-02)

RAZORBACKS BY THE NUMBERS



Kristin Moore (02-06)
KEIRA PEAK (10-pres.)



Shanita Arnold (07-09)
KELSEY HATCHER (10-pres.)



Donna Wilson (86-88), Amy Wright (98-02), Dominique Washington (05-07), **JAMESHA TOWNSEND** (08-pres.)



Kristin Peoples (03-06), **SARAH WATKINS** (09-pres.)



Bettye Fiscus (81-85)
RETIRED 1986



Tracy Eaton (92-94), Christy Smith (94-98), Kendra Roberts (06-08), **CHRISTASTIA WALTER** (10-pres.)



Amber Nicholas (88-92), Kela Peterson (01-03), Kristina An-djelkovic (04-06)



Sandy Scranton (79-80), Steph. Bloomer (91-95), Roxanne McCrory (95-97), Krystal Osborne (98), Kiesha Beard (00-03), Sher-ee Thompson (03-06), **ASHLEY DANIELS** (08-pres.)



Leah Gordon (79-81), Tennille Adams (95-99), **JULIE INMAN** (08-pres.)



Donna Buccella (78-79), Mary Lynn Ederington (77-78), Kelly Lipe (79-80), Sha Hopson (90-92), Debbie Olivas (92), Cara Wright (01-02), Danielle Allen (03-07), Kristen Gillespie (09-10), **ERIN GATLING** (10-pres.)



Joyce Underdown (76-77), Debbie Roe (77-79), Connie Fitzgerald (79-80), Wendy Schopp (80-81), Tracy Webb (83-87), Yolanda Dickson (90-94), Tiffany Wright (94-98), Allison Singleton (04-05), **SKYE REES** (09-pres.)



Joni Johnson (76-78), Brenda Alexander (81-82), DeAnn Henry (82-84), Dianna Harris (84-85), Tina Adams (85-86), Dianna Harris (86-87), Angie Gore (87-91), Taqueta Robertson (93-97), Wendi Willits (97-01), Shameka Christon (00-04)



Camille Yancey (76-78), Marsha Johnson (78-79), Kathy Caton (79-80), Cheryl Orcholski (80-84), Stephanie Brinlee (85-86), Juliet Jackson (86-90), Angela Davis (91-93), Robin Alpe (94-96), India Lewis (99-03), Rochelle Vaughn (03-06), **DOMINIQUE ROBINSON** (09-pres.)



Peggy Price (77-79), Tammy Siefkes (79-80), Jan Lookadoo (80-81), Doris Gaiser (81-85), Kim Grisham (85-86), Maria Kidd (86-87), Lisa Martin (87-89), Shea Henderson (90-94), Kamara Stancle (97-99), Dana Cherry (99-03), April Seggebruch (03-05), Melissa Hobbs (05-06), Tanisha Smith (06), **C'EIRA RICKETTS** (08-pres.)



Heritage Player (76-77), Tami Scherm (77-78), Marsha Johnson (79-80), DeAnn Henry (80-82), Sherri Boeller (82-83), Valecia Fore (83-84), Brenda Rhodes (84-85), Lillian Valley (85-87), Carrie Parker (93-97), Melissa Hobbs (04-05), Donica Cosby (06), Hailey Nutt (07-08), Ashley McCray (08-09), **CAROLINE POWELL** (09-pres.)



Marsha Lackey-Vining (76-78), Connie Fitzgerald (80-83), Sheila Burkes (83-87), Marla Goshien (89-90), Allyson Twigg (90-95), Shameka Christon (00-01), Leslie Howard (05-07), **BRITTNEY RICHARDSON** (07-pres.)



Jeanette Cowherd (76-78), Lita Stricklin (79-80), Cecilia Roark (80-81), Michele Mabry (88-89), Sally Moore (89-91), Lonniya Bragg (97-01), Rochelle Vaughn (02-03), Brittney Vaughn (04-08)



Sheila Burns (76-77), Patrice Gil-lenwater (79-81), Blair Savage (89-93), Debbie Olivas (93-95), Sytia Messer (95-99)

ARE YOU MISSING FROM OUR LISTS?

The records for the first three varsity teams at the University of Arkansas are not complete, but we believe we have identified all the modern-era Razorbacks. If you find a mistake in our letterwinner or all-time jersey listings, please contact us to let us know. Also, if you played basketball for Arkansas in the pre-varsity era -- prior to 1976 -- we are looking for your information. Please contact Jeri Thorpe in Media Relations at (479) 575-5037 or jthorpe@uark.edu.

BEHIND THE NUMBERS

1 jersey number has never been used at Arkansas by the women's basketball team: 0 or 00.

2 numbers are retired at Arkansas, both in the year following the end of the careers of the only players to wear those numbers in school history: #5 (Bettye Fiscus) and #50 (Delmonica DeHorney).

15 players have worn two different numbers during their career. Sarah Pfeifer became the 15th to change when she moved from 33 to 40. The others: Melissa Hobbs (22 & 23), Rochelle Vaughn (21 & 25), Cara Wright (14 & 31), Shameka Christon (24 & 20), Celia Anderson (44 & 33), Debbie Roe (15 & 30), Debbie Olivas (14 & 30), Connie Fitzgerald (15 & 24), DeAnn Henry (20 & 23), Tammy Siefkes (22 & 32), Lita Stricklin (25 & 44), Tamara Mathis (33 & 52), Paula Phillips (42 & 52) and Carol Ann Riggs (33 & 35). Interestingly, Pfeifer becomes the first player ever to switch back, going from 40 to 33 in 2007-08.

14 athletes have worn #22, 13 wore #23 and 12 wore #32. Next, 10, and two Razorbacks each have worn #20 and #21. Only one has worn #2.

RAZORBACKS BY THE NUMBERS



Debra Cooper (76-77), Sherry Smith (77-78), Trisha Cooper (78-79), Mary Munsch (80-84), Cindy Daley (84-88), Coretta Chenault (88-90), Rochelle Masengill (91-95), Carla Rhodes (00-02), Cara Wright (02-03), Whitney Jones (05-08)



Tammy Thompson (76-77), Kathy Roland (77-78), Kathleen Caton (78-79), Lisa Harris (79-80), Tammy Siefkes (80-81), Dinah Dickerson (81-82), Debra Williams (82-86), Claudia Harris (86-87), Sue Pack (87-90), Kim Wilson (93-97), Christina Lawrence (04-05), Charity Ford (06-09)



Carol Ann Riggs (76-78), Monica Van Parys (78-82), Tamara Mathis (82-85), Lanell Dawson (85-87), Christi Willson (87-91), Karen Jones (94-98), Celia Anderson (98-01), Sarah Pfeifer (02-04, 07-), **LYNDSAY HARRIS (08-pres.)**



Deanna Barnes (76-77), Kelly Johnson (92-96), Karyn Karlin (96-00), Ayana Brereton (05-08)



Celeste Holman (76-77), Betsy Broyles (77-78), Sharon Delph (78-79), Treva Christensen (94-99), Shanna Harmon (00-04)




Karen Osborne (76-77), Kim Bunge (79-83), Bronwyn Wynn (85-87), Faye Dickerson (87-88), Janet Moore (89-91), Chrysti Jordan (91-92), Carrie Satterfield (95-99), Sarah Pfeifer (06-07)



Alison Muldrew (90-92), Amber Hudson (93)



Joy Dillard (76-79), Paula Phillips (80-82), Anne Luostarinen (82-84), Tracey Hutchinson (84-86), Robyn Irwin (86-89), Michelle Thacker (90-94)



Shannon Jones (92-94)



Lita Stricklin (78-79), Erma Greer (81-85), Shelly Wallace (85-89), Celia Anderson (97-98), Lakisha Harper (99-03), Adrienne Bush (03-06), Lauren Ervin (06-08), **QUISTELLE WILLIAMS (09-pres.)**



Melanie Browder (77-78), Toya Marshall (93-96), Katrina Nesby (99-04), **YARSHIRA DELGADO (10-pres.)**



Delmonica DeHorney (87-91) **RETIRED 1992**



Amanda Holley (81-84)



Tamara Mathis (81-82), Paula Phillips (82-83), Monica Brown (83-87), Wendy Norwood (87-89), Deborah Crosby (89-91), Shaka Massey (95-97), Joy Oakley (98-02)



Anissa Booker (91-92)



Ashlea Williams (07-09)



Brandi Whitehead (97-00), Ruby Vaden (02-04)

RAZORBACK LETTERWINNERS

Adams, Karen, 77
 Adams, Tenille, 96, 97, 98, 99
 Alexander, Brenda, 81, 82
 Allen, Danielle, 04, 05, 06, 07
 Alpe, Robin, 95, 96
 Anderson, Celia, 98, 99, 00, 01
 Andjelkovic, Kristina, 05, 06
 Arnold, Shanita, 08, 09
 Attwood, Renee, 77
 Barns, Deanna, 77
 Beard, Kiesha, 02
 Bloomer, Stephanie, 92, 93, 94, 95
 Boeller, Sherri, 83
 Bragg, Lonniya, 98, 99, 00, 01
 Brereton, Ayana, 06, 07, 08, 09
 Browder, Melonie, 78
 Brown, Monica, 84, 85, 86, 87
 Broyles, Betsy, 78, 79
 Buccella, Donna, 79
 Bunge, Kim, 80, 81, 82, 83
 Burkes, Sheila, 84, 85, 86, 87
 Burns, Sheila, 78
 Bush, Adrienne, 04, 05, 06
 Caton, Kathy, 79, 80
 Chenault, Coretta, 89, 90
 Cherry, Dana, 00, 01, 02, 03
 Christensen, Treva, 95, 97, 98, 99
 Christon, Shameka, 01, 02, 03, 04
 Clark, George Anna, 80
 Cooper, Deborah, 77
 Cooper, Trisha, 79, 80
 Cosby, Donica, 07
 Cowherd, Jeanette, 77, 78
 Crosby, Deborah, 90, 91
 Daley, Cindy, 85, 86, 87, 88
 Daniels, Ashley, 09, 10
 Davis, Angela, 92, 93
 Dawson, Lanell, 86, 87
 DeHorney, Delmonica, 88, 89, 90, 91
 Dickerson, Dinah, 82
 Dickerson, Faye, 88, 89
 Dickson, Yolanda, 91, 92, 93, 94
 Dillard, Joy, 77, 78, 79
 Eaton, Tracy, 93, 94
 Ederington, Mary Lynn, 78
 Ervin, Lauren, 07, 08
 Fiscus, Bettye, 82, 83, 84, 85
 Fitzgerald, Connie, 80, 81, 82, 83
 Ford, Charity, 07, 08, 09, 10
 Fore, Valecia, 84
 Gaiser, Doris, 82, 83, 84, 85
 Gillenwater, Patrice, 80, 81
 Gillespie, Kristen, 10 (redshirt)
 Gordon, Leah, 80, 81
 Gore, Angie, 88, 89, 90, 91
 Goshien, Marla, 90
 Greer, Erma, 82, 83, 84, 85

Grisham, Kim, 86
 Harmon, Shanna, 01, 02, 03, 04
 Harper, Lakishia, 00, 01, 02, 03
 Harris, Dianna, 85, 87
 Harris, Lisa, 80
 Harris, Lyndsay, 09, 10
 Henderson, Shea, 91, 92, 93, 94
 Henry, DeAnn, 81, 82, 83
 Hobbs, Melissa, 05, 06
 Holley, Amanda, 82, 83, 84
 Holman, Celese, 77
 Hopson, Sha, 91
 Howard, L'Anna, 79
 Howard, Leslie, 06, 07
 Hudson, Amber, 93
 Hutchinson, Tracey, 85
 Irwin, Robyn, 87, 88, 89
 Inman, Julie, 09, 10 (thru semester)
 Jackson, Juliet, 87, 88, 89, 90
 Johnson, Becky, 77
 Johnson, Kelly, 93, 94, 95, 96
 Johnson, Marsha, 79, 80
 Johnston, Joni, 77, 78
 Jones, Karen, 95, 96, 97, 98
 Jones, Shannon, 93, 94
 Jones, Whitney, 06, 07, 08, 09
 Jordan, Chrysti, 92
 Karlin, Karyn, 97, 98, 99, 00
 Keck, Pat, 77
 Lackey-Vining, Marsha, 77, 78
 Lewis, India, 00, 01, 02, 03
 Lipe, Kelly, 80
 Lookadoo, Jan, 81
 Luostarinen, Anne, 83, 84
 McCray, Ashley, 09, 10
 McCrory, Roxanne, 96, 97
 Marshall, Toya, 94
 Martin, Lisa, 88, 89
 Mason, Kim, 77
 Masengill, Rochelle, 92, 93, 95
 Massey, Shaka, 96, 97
 Mathes, Kathy, 77
 Mathis, Tamara, 82, 83, 84, 85
 Messer, Sytia, 96, 97, 98, 99
 Moore, Janet, 90, 91
 Moore, Kristin, 03, 04, 05, 06
 Moore, Sally, 90, 91
 Muldrew, Alison, 91, 92
 Munsch, Mary, 81, 82, 83, 84
 Nesby, Katrina, 01, 02, 03, 04
 Nicholas, Amber, 89, 90, 91, 92
 Norwood, Wendy, 88
 Nutt, Hailey, 08
 Oakley, Joy, 99, 00, 01, 02
 Olivas, Debbie, 93, 94, 95
 Orcholski, Cheryl, 81, 82, 83, 84
 Osborn, Karen, 77

The Face Behind the Record



Letters Won & Years Played **SARAH PFEIFER**

One of the most unique careers at Arkansas belonged to one of its most loyal players. Two season-ending injuries and an extension of her eligibility clock resulted in Pfeifer becoming the first player in school history to participate in six seasons and earn five varsity letters. She is also the only player to have played for three different coaches. Pfeifer may also have the title for most surgeries during a career -- five -- including three on her two shoulders. Along with her devotion to the team, she also earned her bachelor's and master's degrees and is the only player in SEC history to be named Scholar-Athlete of the Year twice. Note in this photo from her second sophomore season the tape work on her shooting arm which she utilized to avoid an in-season surgery.

Pack, Sue, 88, 89
 Parker, Carrie, 94, 95, 96, 97
 Peoples, Kristin, 04, 05, 06
 Peterson, Kela, 02, 03
 Pfeifer, Sarah, 03, 04, 05, 07, 08
 Phillips, Paula, 82, 83
 Powell, Caroline, 10
 Price, Peggy, 78, 79
 Rees, Skye, 10
 Rhodes, Brenda, 85
 Rhodes, Carla, 01, 02
 Richardson, Brittney, 08, 09, 10
 Ricketts, C'eira, 09, 10
 Riggs, Carol Ann, 77, 78
 Roark, Cecilia, 81
 Roberson, Taqueta, 94, 95, 96, 97
 Roberts, Kendra, 07, 08
 Robinson, Dominique, 10
 Roe, Debbie, 77, 78
 Rowland, Kathy, 78
 Satterfield, Carrie, 96, 97, 98, 99
 Savage, Blair, 90, 91, 92, 93
 Scherm, Tamera, 78
 Schopp, Wendy, 81
 Scranton, Sandy, 79, 80
 Seggebruch, April, 04, 05
 Siefkes, Tammy, 80, 81
 Singleton, Allison, 05
 Smith, Christy, 95, 96, 97, 98
 Smith, Tanisha, 07
 Smith, Sherry, 78
 Stancle, Kamara, 98, 99
 Stricklin, Lita, 79, 80

Thacker, Michelle, 91, 92, 93, 94
 Thompson, Sheree, 05, 06
 Thompson, Tami, 77
 Torrence, Carolyn, 77
 Townsend, Jamesha, 09, 10
 Twigg, Allyson, 92, 93, 94, 95
 Underdown, Joyce, 77
 Vaden, Ruby, 03, 04, 05
 Valley, Lillian, 86
 Van Parys, Monica, 79, 80, 81, 82
 Vaughn, Brittney, 05, 06, 07, 08
 Vaughn, Rochelle, 03, 04, 05, 06
 Wallace, Shelly, 86, 87, 88, 89
 Washington, Dominique, 06, 07
 Watkins, Sarah, 10
 Webb, Tracy, 84, 85, 86, 87
 Whitehead, Brandi, 99, 00
 Williams, Ashlea, 08, 09, 10
 Williams, Debra, 83, 84, 85, 86
 Williams, Quistelle, 10
 Willits, Wendi, 98, 99, 00, 01
 Willson, Christi, 88, 90, 91
 Wilson, Donna, 88, 89
 Wilson, Kimberly, 94, 95, 96, 97
 Wright, Amy, 99, 00, 01, 02
 Wright, Cara, 02, 03
 Wright, Tiffany, 95, 96, 97, 98
 Wynn, Bronwyn, 86, 87
 Yancey, Camille, 77, 78

RAZORBACK LETTERWINNERS

STATE-BY-STATE

ALABAMA: (1)	Hoover (Lyndsay Harris)
ALASKA: (1)	Homer (DeAnn Henry)
ARKANSAS: (97)	See listing below
CALIFORNIA: (4)	Chula Vista (Jamesha Townsend [Bonita Vista]), Delano (Shelly Wallace), Lake Elsinore (Kela Peterson), Los Angeles (Lauren Ervin)
FLORIDA: (2)	Pensacola (Dominique Washington), Sanford (Ashley McCray [Seminole])
GEORGIA: (1)	Clyattville (Keira Peak)
INDIANA: (3)	East Chicago (Tennille Adams), West Lafayette (Christy Smith), Williamsburg (Amy Wright [Northeastern])
ILLINOIS: (3)	Chicago (Kristin Moore), Cissna Park (April Seggebruch), Libertyville (Mary Munsch)
KANSAS: (2)	Hutchinson (Tammy Siefkes), Overland Park (Christine Gillespie [Shawnee Mission South])
KENTUCKY: (1)	Louisville (C'eira Ricketts [Fairdale])
LOUISIANA: (2)	Baton Rouge (Dominique Robinson [Capitol]), Natchitoches (Taqueta Robertson)
MICHIGAN: (1)	East Kentwood (Quistelle Williams)
MISSISSIPPI: (4)	Booneville (Dianna Harris), Coldwater (Donica Cosby [Independence], Ashley Daniels [Coldwater])
	McComb (Sheree Thompson)
MISSOURI: (10)	Independence (Sue Pack), Joplin (Treva Christensen), Kansas City (Roxanne McCrory [Center], Tanisha Smith [Lincoln Prep]), Moundville (Leah Gordon), Purdy (Jeannette Cowherd), Risco (Claudia Harris), Salem (Leslie Howard), Springfield (Ashlea Williams), Sullivan (Christina Lawrence)
	Fruitland (Karyn Karlin)
NEW MEXICO: (1)	
OKLAHOMA: (16)	Bartlesville (Kim Bunge), Bethany (Amanda Holley), Coweta (Michelle Thacker), Elk City (Fay Dickerson), Eufaula (Marsha Lackey Vining), Fort Cobb (Wendi Willits), Inola (Kathleen Caton), Lawton (Coretta Chenault), Muskogee (Kamara Stancle), Norman (Shanna Harmon [North]), Oklahoma City (Toya Marshall [John Marshall]), Poteau (Delmonica DeHorney), Tulsa (Angie Gore [Jenks]), Sand Springs (Stephanie Brinlee [Page]), Woodward (Melissa Hobbs), Vian (Stephanie Bloomer)
	Columbus (Kristin Peoples), West Chester (Cara Wright [Lakota West])
OHIO: (2)	Germantown (Sarah Watkins), Knoxville (Tracy Eaton), Memphis (Angela Davis)
TENNESSEE: (3)	Amarillo (Lakishia Harper [Palo Duro]), Angleton (Ayana Brereton), Arlington (Shaka Massey [Sam Houston], Charity Ford [Seguin]), Cayuga (Brandi Whitehead), Celina (Valecia Fore), Corpus Christi (Karen Jones), Duncanville (Alison Muldrew), El Paso (Debbie Olivas [Eastwood]), Fort Worth (Deborah Crosby), Irving (Chrysti Jordan), Palestine (Donna Wilson), Plano (Rochelle Masengill [East], Rochelle Vaughn [West], Brittney Vaughn [West]), Houston (Yolanda Dickson, Kiesha Beard [Willowridge]), San Antonio (L'Anna Howard, Tiffany Wright [Southwest]), Tyler (Bronwyn Wynn [John Tyler])
TEXAS: (20)	Milwaukee (Cheryl Orcholski)
WISCONSIN: (1)	SERBIA: Belgrade (Kristina Andjelkovic)
INTERNATIONAL (3)	FINLAND: Helsinki (Anne Luosarinen)
	AUSTRALIA: Drouin (Skye Rees [Victoria])
	-- First athlete from state to play for Arkansas

ARKANSAS CITIES AND TOWNS

7 Little Rock	(Joni Johnston [MSM], Patrice Gillenwater [MSM], Doris Gaiser [McClellan], Erma Greer [McClellan], Michelle Mabry [MSM], Celia Anderson [Hall]), Kelsey Hatcher [Central Arkansas. Christian]		
5 Fayetteville	(Betsy Broyles, Carol Ann Riggs, Connie Fitzgerald, Wendy Norwood, Hailey Nutt)		
4 Fort Smith	(Redd Coleman [Northside], Allison Singleton [Southside], Kendra Roberts [N'side], Shanita Arnold [N'side])		
Hot Springs	(Cindy Daley, Sha Hopson, Joy Oakley, Shameka Christon)		
3 Mt. Home	(Kathy Rowland, Carrie Satterfield, Brittney Richardson)		
N. Little Rock	(Robyn Irwin [Sylvan Hills], Christi Willson [Northeast], Whitney Zachariasen [Central Arkansas. Christian])		
Pine Bluff	(Kelly Lipe, Juliet Jackson, Dana Cherry)		
2 Benton	(Trisha Cooper, Maria Kidd [Bauxite])	Huntsville	(Sherry Smith, Sheila Burkes)
Bryant	(Marla Goshein, Sally Moore)	Marvel	(Camille Yancy [Acad.], Stacey Walls [Parkview])
Carlisle	(Tami Scherm, Julie Inman)	Prairie Grove	(Tracey Hutchinson, Sarah Lundberg)
Conway	(Sharon Delph, Caroline Powell)	Springdale	(Tina Adams, Janet Moore)
Elkins	(Debbie Roe, Sandy Scranton)	Van Buren	(Marsha Johnson)
Gravette	(Wendy Schopp, Blair Savage)	West Helena	(Lillian Valley [Central], LaKendra Spates [Central])
Hampton	(Cecilia Roark, Kimberly Wilson)	West Memphis	(Melanie Browder, Katrina Nesby)
Harrison	(Georgia Clark, Danelle Allen)		
1 Arkadelphia	(Lonniya Bragg), Batesville (Tracy Webb), Bentonville (Robin Alpe), Blytheville (Whitney Jones), Carlisle (Julie Inman), Cave City (Sheila Burns), Clarksville (Dinah Dickerson), Charleston (Carrie Parker), Damascus (Lanell Dawson), Danville (Tamara Mathis), Dardanelle (Kelly Johnson), Deer (Shanon Jones), Dermott (Joy Dillard), Eudora (Debra Williams), Gentry (Allyson Twiggs), Greenwood (Paula Phillips), Green Forest (Joyce Underdown), Gurdon (Lita Stricklin), Heber Springs (Brenda Alexander), Huntington (Donna Buccella), Judsonia (Lisa Martin), Newark (Amber Nicholas), Osceola (Ruby Vaden), Ozark (Sarah Pfeifer), Pea Ridge (Jan Lookadoo), Russellville (Adrienne Bush), Royal (Kim Grishman [Lake Hamilton]), Rogers (Pat Keck), Rudy (Lisa Harris), Salem (Brittney Richardson), Siloam Springs (India Lewis), Star City (Shea Henderson), Texarkana (Chrisstasia Walter [Arkansas]), Vilonia (Monica Van Parys [NLR]), Waldo (Sytia Messer), Warren (Mary Lynn Ederington), Wilmar (Brenda Rhodes), Wynne (Bettye Fiscus)		

Team Captains

Each coaching staff had different ways of selecting the team captains. Some chose before the start of the season, some changed during the year and others were voted on by the players after the end of the year.

SEASON	CAPTAINS
2010-11	TBA
2009-10	Charity Ford
2008-09	Ayana Brereton, Whitney Jones
2007-08	Brittney Vaughn, Lauren Ervin
2006-07	Brittney Vaughn, Sarah Pfeifer
2005-06	Rochelle Vaughn, Sarah Pfeifer
2004-05	April Seggebruch, Rochelle Vaughn, Sarah Pfeifer
2003-04	Rochelle Vaughn, Sarah Pfeifer
2002-03	India Lewis, Lakishia Harper, Shameka Christon
2001-02	Amy Wright, India Lewis, Lakishia Harper
2000-01	Wendi Willits, Amy Wright
1999-2000	Karyn Karlin, Brandi Whitehead
1998-99	Sytia Messer, Karyn Karlin, Treva Christensen
1997-98	Christy Smith, Sytia Messer, Karyn Karlin
1996-97	Kimberly Wilson, Christy Smith, Taqueta Roberson
1995-96	Kelly Johnson, Kimberly Wilson, Christy Smith
1994-95	Kelly Johnson, Debbie Olivas, Kimberly Wilson
1993-94	Shea Henderson, Michelle Thacker, Kelly Johnson
1992-93	Angela Davis, Blair Savage
1991-92	Amber Nicholas, Blair Savage
1990-91	Delmonica DeHorney, Angie Gore, Amber Nicholas
1989-90	Juliet Jackson
1988-89	Robyn Irwin, Shelly Wallace, Donna Wilson
1987-88	Cindy Daily, Shelly Wallace, Donna Wilson
1986-87	Tracy Webb, Monica Brown, Sheila Burkes, Bronwyn Wynn
1985-86	Tracy Webb, Sheila Burkes, Debra Williams
1984-85	Doris Gaiser, Bettye Fiscus
1983-84	Mary Munsch, Cheryl Orcholski, Amanda Holley
1982-83	Kim Bunge, Connie Fitzgerald
1981-82	Kim Bunge, Connie Fitzgerald, Monica Van Parys
1980-81	Kathy Caton, Tammy Siefkes, Lita Stricklin
1979-80	Kathy Caton, Tammy Siefkes
1977-78	Marsha Lackey-Vining, Carol Ann Riggs

(Our records before the NCAA era began -- 1982-83 -- are incomplete. Former Razorbacks are urged to contact the Athletic Media Relations Office [479-575-2751] with corrections and additions to this list of former captains.)

BASKETBALL STAFF MEMBERS



HEAD COACHES

Sharon Ogle, 1976-78
Joan Henn, 1978-81
Matilda Willis, 1981-84
Gary Blair, 1993-2003
Susie Gardner, 2003-07
Tom Collen, 2007-present
John Sutherland, 1984-93

ASSISTANT/ASSOCIATE HEAD COACHES

Asst. Head Coach Tom Collen, 1993-97
Assoc. HC Vic Schaefer, 2002-03
Assoc. HC Tim Eatman, 2007-present

ASSISTANT COACHES

Judy Grayston, 1978-79
Ann Keenan, 1979-80
Barbara Foley, 1980-81
Jeff Cohen, 1981-82
Lisa Parker, 1982-83
John Sutherland, 1982-85
Joey Anders, 1984-85
Journey Beard, 1984-85
Tracey Mays Stehlik, 1985-93
Don Paul, 1985-88
Leslie Byrd, 1988-89
Loy Moore, 1988-93
Sue Donohoe, 1993-94
Amber Nicholas Shirey, 1993-2007
Kit Kyle, 1994-96
Vic Schaefer, 1997-2003
Rena Holden, 2003-2005
Johnnie Harris, 2004-07
Khadija Head, 2005-06
Mike Neighbors, 2006-07
Trenia Tillis, 1996-2000
Kelly Bond, 2000-03
Charity Elliott, 2003-04
Zenarae Antoine, 2007-present
Greg Collins, 2007-present

DIR. OF BASKETBALL OPERATIONS

Mike Neighbors, 1999-2001
Kelley Waters, 2001-2005
Khadija Head, 2004-05, 2006-07
Amber Shirey, 2007-present

STUDENT/GRADUATE ASSISTANT COACHES

Kelly Lipe, 1983-84
Tracy Webb, 1987-88
Robyn Irwin, 1989-90
Gail Streigler, 1990-91
Jeannie Treat, 1991-92
Amber Nicholas, 1992-93
Blair Savage, 1993-94
Debbie Olivas, 1995-96
Kelly Johnson, 1996-97
Alli Clark, 2003-05
Allison Singleton, 2005-07
Angie Nelp, 2007-08
David Walker, 2008-present

MANAGERS

Sammie Baird, 1982-86
Haley Bestgen, 2006-10
Nathan Bodenstein, 2005-07
Chana Boyland, 1985-86
Tina Brewer, 1984-85
Sheila Burns, 1978-79
Susanne Clark, 1991-94
Amy Clement, 1994-98
Jason Clemons, 1996-2000
Erin Cox, 2007-10
Tom Halbmaier, Jr., 1994-97
Rita Ivie, 1983-86
Ryenne Hartley, 2009-present
Brittney Johnson, 2002-05
Karen Johnson, 1987-88
Jason Jones, 1990-93
M.J. Keeler, 2001-02
Dianne Lewis, 1977-78
Kelly Lipe, 1980-83
Kim Markham, 2001-02
Cynthia Mathis, 1984-85
Daisy Moore, 1992-93
Martha Neal, 1987-91
Grace Parker, 2008-present
Emily Pearson, 2008-present
Caroline Powell, 2008-09
Peggy Price, 1979-81
Amira Qaddoumi, 1997-2001
Malina Qaddoumi, 1997-2001
Gail Saulsbury, 1976-77
Allison Singleton, 2001-2004

These images represent some of the earliest evidence of women's basketball at the University of Arkansas. Above, the 1908 team photo was given to Women's Athletics during the 25th anniversary season. Below at left, women play at Smitty's Gym, the original basketball gym located on



Trudi Spencer, 2005-08
Lisa Turner, 1978-79
Marsha Van Parys, 1981-83
Kristy Weathers, 1979-80
David Weaver, 1994-98

HEAD ATHLETIC TRAINERS

Jerry Cohen, 1976-78
Nancy Stevens, 1978-1989
Sally Werner-Ferrel, 1989-94
Ruth Harris DeBro, 1994-96
Julie Cain, 1995-96

ASSISTANT ATHLETIC TRAINERS

Kris Ring, 1996-99
Sean Collins, 1999-2004
Phill Vardimann, 2004-05
Sarah Melby, 2005-06
Jeremy Brazier, 2006-present

GRADUATE/STUDENT ASSISTANT TRAINERS

Trevor Carter, 1990-91
Monique Butcher, 1990-91
Traci Gardiner, 1990-92
Kelli Sheffield, 1991-94



the main part of campus. The gym was the University Museum until the early 21st century. Below at right, the 1909 team loads up for a road trip, and was the "Champions of the South" according to newspaper clippings.

Kim Kalina, 1992-94
Christie Clem, 1998-99
Dana Dethrow, 1989-91
Shane Bjornberg, 2001-02
John Parrigon, 2002-03
Maggie Harrington, 2003-04
Lucy Mansfield, 2004-05
Melinda McNew, 2005-06
Katie Weindinger, 2006-07
Rea Tribble, 2007-08
Katelyn Bishop, 2008-09
JoAnn ???, 2008-09
Kurt Andrews, 2009-10
Adrienne Flemming, 2009-10

SPORTS INFORMATION DIRECTORS

Glynda Duncan, 1976-78
Ann O'Brien, 1978-80
Charlie Fiss, 1980-84
Maria Borgstrom, 1984-85
Steve Wright, 1985-89
Bill Smith, 1989-09
Jeri Thorpe, 2009-present

VIDEO COORDINATORS

Jake Nelp, 2007-08
David Walker, 2008-10
Jeff Brazil, 2010-present


BASKETBALL HISTORY

EARLY ORIGINS

Women's basketball has been a part of the fabric of the University of Arkansas for almost a century. Teams of female students took to outdoor courts and peach baskets just after the turn of the century. While the women waited until 1976 for the first varsity team to officially represent the University, these early photos show how the game captured what was then deemed "the fairer sex" in action.

THE FIRST TEAM

As the photo below illustrates, almost since the turn of the century, women have banded together to play basketball at the University of Arkansas. In fact, yearbook references to women's basketball pre-date men's basketball at Arkansas. There are photographs of at least three teams of women's basketball players prior to 1910. From the 1930s until the late 1950s, some of the nation's best AAU players and teams came from the state of Arkansas. After years of "extramural" women's basketball in the late 1960s and early 1970s at the University, the first varsity Razorback basketball team took the court in Barnhill Arena in 1976-77. Under Coach Sharon Ogle, these Razorbacks established the winning tradition at Arkansas with a 10-6 season. Composed of walk-ons, the 1976-77 team was undefeated in Barnhill Arena (6-0) and set a school record for largest margin of victory that may never be broken—79 points—with a 108-29 win over Bartlesville Wesleyan. Three walk-ons received aid to become the first scholarship women at Arkansas: Camille Yancey of Marvel, Pat Keck from Rogers, and Carol Ann Riggs of Fayetteville.



IN THE BROYLES TRADITION

The next season, the University of Arkansas awarded its first women's athletic scholarship to a freshman recruit. A local basketball star at Fayetteville High, Betsy Broyles, became the first Razorback high school recruit, one of 10 women recruited during the 1977-78 season. Wearing No. 30 for Arkansas, Betsy, daughter of former athletic director Frank Broyles, had her playing career cut short by an injury, but she did letter two seasons at Arkansas.

ARKANSAS' FIRST SUPERSTAR

Wynne, Arkansas', Bettye Fiscus arrived at the University in 1981, and Razorback basketball was never the same. Fiscus set the University record for scoring—man or woman—at 2,073 as Arkansas' first All-American. While NBA star Todd Day finally broke Fiscus' scoring mark, she still holds almost all the women's basketball career scoring records. Her jersey—No. 5—was the first retired by the University, receiving that honor in 1986.



FIRST NATIONAL CHAMPIONS

A senior-laden Razorback club that had advanced to the NCAA Tournament in 1986 received the snub of the committee in 1987. Behind co-captain guard Tracy Webb, the 1986-87 team wrecked its vengeance on the National Women's Invitational Tournament, sweeping through the postseason tournament to bring home the first team

national title for a women's squad at Arkansas. Arkansas averaged over 100 points per game for the tournament, crushing California, 112-80, in the championship game.

"DIALING" FOR TROPHIES

Arkansas and the Dial Soap Women's Basketball Classic series had a long, distinguished history. The Dial Classics were the longest-running series in women's hoops. Arkansas had the unofficial distinction of winning more Dial trophies than any team starting in Minnesota (photo at left). In fact, the Razorbacks played in eight different Dial tournaments in eight seasons, winning trophies in six. This past record combined with increasing promotions led to Arkansas receiving the right to host one of the coveted tournaments, bringing the Dial series to Fayetteville in 1991 (photo above) until the series was disbanded in 1997.



THE SHOTS HEARD 'ROUND THE WORLD

On Feb. 23, 1990, Arkansas ended the longest conference winning streak in NCAA history by defeating the Texas Lady Longhorns, 82-77. The win broke UT's 183-game streak against Southwest Conference foes, and cleared the way for the first non-Texas SWC women's basketball titlist. It also ended the nation's longest active home win streak at 47 games. Senior guard Juliet Jackson, who hit six free throws in the closing minute to clinch the game, summed it up best: "We messed up all their streaks." The next week junior center Delmonica DeHorney was named Sports Illustrated women's college basketball player of the week.

ONLY SWC WOMEN'S TROPHIES OUTSIDE THE LONE STAR STATE


Arkansas was the first team to beat Texas and the first team to win a share, then later an outright, Southwest Conference championship besides the Lady Longhorns. In 1991, Arkansas also ended the Lone Star state's dominance of the SWC tournament by defeating Texas Tech for the title. These three trophies—the 1990 and 1991 SWC Championship and 1991 SWC Classic—are the only women's basketball trophies in captivity outside the state of Texas.



BASKETBALL HISTORY

DELMONICA DEHORNEY, ALL-AMERICAN

While Delmonica DeHorney may have several notable seconds in her resume—second Razorback player to have her jersey (50) retired, second Razorback to play professional basketball, second all-time leading scorer (1,785)—she claims one of the most significant firsts: the first Kodak All-American at the University of Arkansas. DeHorney also is in the record books as the all-time leader in field goal percentage and blocked shots for a career. Her domination in the paint carried Arkansas to the 1990 NCAA West Regional Finals and to the 1991 NCAA Sweet 16. A two-time SWC Player of the Year, Delmonica is the only women's basketball player in SWC history to earn three conference honors. She was SWC Newcomer of the Year as a freshman. DeHorney was inducted into the UA Hall of Honor in 2000.



BARNHILL CROWDS TO REMEMBER

Beginning with the 1989-90 season, the Razorbacks declared W.A.R. (Women's Attendance Record) on a select opponent. The first two W.A.R.s were against Texas, and resulted in the two largest crowds at Barnhill for a women's basketball game. Upon entering the SEC, Arkansas had a Border W.A.R. with LSU. W.A.R. IV featured the 24th-ranked Kentucky Lady Kats. Arkansas' feared home crowd worked its Barnhill magic in the last three W.A.R.s. The last two years were particularly dramatic as the Razorback fans rallied Arkansas from halftime deficits.



AN ALL-AMERICAN BY EVERY MEASURE

No other point guard in Arkansas history had a career that can match Newark's Amber Nicholas. In her four years, she never missed a game, playing 117 consecutive games, and she set the record for the most consecutive games started: 87. Nicholas set the school record for career assists, and her steady hand guided Arkansas to the best record of any four year period in school history. Named the MVP of the 1991 SWC

Tournament, Nicholas also earned three Dial MVP awards in consecutive seasons. One of the most beloved Razorbacks, Nicholas also was a two-time selection to the highly prestigious CoSIDA Academic All-America team and received an NCAA Postgraduate Scholarship. She was inducted into the Hall of Honor in 2002.

THE NATION COMES TO FAYETTEVILLE

At the end of the 1993-94 season, the University of Arkansas Women's Athletics Department hosted the first major NCAA championship event held in the state of Arkansas. The 1994 NCAA Division I Women's Basketball Midwest Regional set marks for regional attendance and hospitality. A true community project, one of the highlights was a street party and battle of the bands on the downtown square called Fayetteville Friday Night for the two teams in Saturday's championship game. Louisiana Tech advanced from Fayetteville to the Final Four with upsets of No. 1-ranked Tennessee and Lisa Leslie's USC Trojans.



A MOMENT IN TIME

As the Razorbacks prepared to move to Bud Walton Arena in December 1993, the Women's Athletics Department held a celebration of 17 years of women's hoops in Barnhill Arena with "A Moment in Time." The banquet held in Barnhill was attended by dozens of former Razorbacks, including three of the four career leaders. A special retrospective video tracing the Razorbacks and their winning tradition in Barnhill was screened as a part of the festivities.

THE CARDIAC KIDS

The 1994-95 season saw the Razorbacks return to the Associated Press Top 25 and the NCAA tournament, posting a 23-7 record. Arkansas did it by winning nine games in the closing minute, three games on last shots, with a team composed mostly of freshmen and sophomores.

A STREAK UNEQUALED

The first freshman recruit to start opening day at point guard for Arkansas, Christy Smith earned attention for her free throw shooting—89.9% to lead the nation—and her tenacious defense—leading the SEC in steals with 3.0 per game. But on Dec. 6, 1995, Smith took her first step toward a mark that might stand for all time. The 5-6 West Lafayette, Ind., point guard started that night against Alabama, and did not leave the court against a SEC opponent for the rest of the season. For all 11 regular season games and two SEC tournament games, Smith played 525 consecutive minutes—a feat unequaled by man or woman in the league. The 1995 SEC Freshman of the Year, Smith also became Arkansas' first woman named to the Associated Press All-America team as an honorable mention.

A PRESIDENTIAL VISIT

Usually, the national champion visits the President of the United States in the White House. On Dec. 9, 1996, President Bill Clinton visited the women's basketball team in their locker room (at left) during halftime of the men's game with Cincinnati. It may be the first time a sitting President has dropped in to the locker room of a collegiate women's basketball team, and as luck would have it, it was not the last time the Razorbacks posed with the President.




BASKETBALL HISTORY

DREAMS DO COME TRUE

On March 9, 1998, the Razorbacks wanted to get back into the NCAA Tournament. By March 27, 1998, they were in the NCAA Final Four, living the dream they had wished for years. Arkansas made NCAA Tournament history as the lowest seed -- #9 in the West -- to advance to the Final Four. They were the first unranked team in women's basketball history during the modern era to reach the Final Four. And, they were the lowest finishing team in conference play -- tied for sixth in the SEC -- to reach the Final Four. Arkansas did it all on the west coast, spending two whole weeks in the Bay Area.

Along the way, the Razorbacks beat three conference champions -- WAC, Pacific, Ivy and ACC -- and three ranked teams -- Hawai'i, Kansas and Duke -- to face conference rival Tennessee at Kansas City.

Arkansas played all four of its pre-Final Four games on late night TV, earning the nickname of Good Morning America's team. Every




tore into NSU for a career-tying 22 points. Arena conflicts helped Arkansas host round two, and a late-season snowstorm led to the smallest crowd at Bud Walton for women's basketball (890). Those that braved the weather saw a sophomore class record 35 points as Okie Wendi Willits busted the Sooners in an overtime thriller, 97-93. The crowds began to pour back into Bud Walton, and Arkansas survived Rice, 76-70, in the quarterfinals thanks to 18 from Bragg. The WNIT picked Arkansas to host again, and the crowd and the Razorbacks did not disappoint as 9,041 saw 5-11 Bragg rack up a career-high 23 against the 6-5 and

6-4 posts of MVC runner-up Drake in a 80-56 rout. It set the stage for a titanic showdown at Walton with Wisconsin. An all-time record 14,163 paid to see Arkansas win the title behind an inspired senior performance from Kamara Stancle with 15 points and 13 rebounds. The victory was marred by the sudden illness and death of Sytia Messer's mother on the eve of the game.

AMERICA'S BEST THREE-POINT SHOOTER

Wendi Willits shattered all of Arkansas' three-point records during the 1998-99 season. More impressive, the 5-8 Fort Cobb, Okla., sophomore came within a single trey of breaking a previously thought unbreakable SEC record -- Cornelia Gayden's single season mark. Willits finished with 104, shooting 35.7% from the arc. Ranking top five in the nation in both percentage and production, Willits was chosen by the Basketball Hall of Fame as its Ed Steitz Award winner. Her uniform, complete with her trademark headband, was displayed for the 1999-2000 season at the Basketball Hall of Fame in Springfield, Mass. Her senior year, she became the No. 2 three-point scorer in SEC history as well as the all-time leader at Arkansas. Willits closed her career at the ESPN College Three-Point Shooting Contest, where she reached the Final Four.



DROPPING DIMES FOR RECORDS

Point guard Amy Wright started the second century of Razorback basketball by shattering a once-thought-untouchable record of 186 assists in a season set by Donna Wilson in 1989. Wright's 198 led Arkansas back into the NCAA Tournament second round in 2001, and left her in striking distance for her senior season of the all-time leader, Amber Nicholas Shirey. For her final season, Wright not only took the career record early on, but she broke her own season mark to become the first woman to go over 200 in a season with 205 and close her career with 717.



member of the team contributed to the run, starting with a 24-point effort by Karyn Karlin in the opening round win over #20 Hawai'i, 76-70. Then it was freshman Wendi Willits' turn with a near-NCAA record six three-pointers to blow open Arkansas' second round contest with Harvard, 82-64. In the opening round games held at Stanford, Calif., Christy Smith had zero turnovers and 16 assists.

At the West Regionals in Oakland, junior Sytia Messer stepped to the front as Arkansas' leading scorer in both wins, earning herself the honor as the most outstanding player at the West Regional. Messer had 23 points as Arkansas used an impressive 54-point second half to dispatch Kansas, 79-63, in the Sweet 16. Fellow junior Treva Christensen announced herself with 14 points off the bench against Duke to earn all-tournament selection. Junior Tennille Adams was 6-of-9 with 14 off the bench including the go-ahead bucket in the closing minutes against Duke.

The defining moment belonged to Smith, as she calmly sank four free throws in the final seconds to send Arkansas to the Final Four for the first time with a 77-72 win over ACC champion Duke.



FIVE GAMES TO GLORY

When the 1999 season ended, Arkansas was 15-14 and 11th in the SEC. Leading scorer Karyn Karlin was out for the year with a torn ACL. Not the ending Cinderella hoped for after the Final Four. But Arkansas got a second chance with the WNIT, and by virtue of its season attendance was chosen to host the opener with SLC champion Northwestern State. Sophomore Lonniya Bragg, quiet most of the season,

BASKETBALL HISTORY

SECOND TO ONE, BUT SECOND TO NONE

Hot Springs, Ark., native Shameka Christon finished her four-year career at Arkansas as the first woman to threaten the all-time scoring mark of Bettye Fiscus and ended up second all-time with 1,951 points. However, in many ways Christon was second to none in her Arkansas career with many firsts. Early in her career Christon became the first Razorback women's basketball player to represent the United States at the World Championships and the first to win a gold medal on the world stage. As a senior, she was the first



Razorback named *Associated Press* All-America with her selection to the third team, surpassing Christy Smith's four times on the AP team, but as an honorable mention. Christon also became the first voted SEC Player of the Year (both coaches and AP), making her the second Razorback to take player of the year (Delmonica DeHorney in the SWC days). She closed out her time in Fayetteville by becoming the first Razorback taken as a first-round draft pick of the WNBA, going fifth overall to the New York Liberty. Christon added another first as the first Razorback to make an all-pro team as she was on the WNBA's Rookie Team in 2004.



IT WAS THE BEST OF TIMES...


IT WAS THE WORST OF TIMES

Tom Collen returned as the head coach for the Arkansas women's basketball team in April 2007. Inheriting a team that had set the standard for best start to the first loss with a 15-1 run before setting the standard for futility with a 10-game losing streak, Collen had no expectations of another streak against a schedule including key road contests. After the first win in several years at Missouri, Arkansas came home to face Clemson -- the first ACC team in Walton Arena. Downing the Tigers, the Razorbacks faced the toughest test with NCAA participant Marquette in the finals of the Dartmouth tournament. Trailing by eight, Arkansas rallied for a two-point win. Riding a 14-game streak, the Razorbacks pummeled former SWC rival Texas Tech to close out the pre-conference schedule perfect. The 15-0 start broke the in-season winning streak of the 1990-91 SWC Championship team that set the school record for wins and percentage with a 28-4 finish. The 15 straight games also bested the 11-game run to close the 1998-99 and start the 1999-2000 season. Behind senior double-double averaging post player Lauren Ervin, Arkansas looked ready to vault its top 25 AP ranking back into the NCAA Tournament. Fate had different plans as Ervin tore her ACL in the SEC opener, ending her career as the second all-time double-double points-rebound player. The Razorbacks suffered several other injuries and stumbled to a 2-13 close.

HISTORIC CHANGES

On Jan. 1, 2008, the University of Arkansas brought together the men's and women's athletic departments. Starting with the new fiscal year in July 1, 2008, the women's sports teams dropped the usage of "Lady" and "Lady'Back" nicknames.

THE 30 GREATEST GAMES



#1A -- ARKANSAS 77, #8 DUKE 72 March 23, 1998

A total team effort. Christy Smith fulfills the dream of every little girl -- she must make the free throws to send Arkansas to the Final Four. Smith does not get to the line without Tennille Adams' offensive stick-back to put Arkansas ahead. Treva Christensen and Sytia Messer solidify their picks as All-West and West Region MVP. The game gives rise to two of the greatest moments in women's basketball history. The first came before the game. After a silent ride through the Oakland twilight, Gary Blair rose as the team bus halted. "Don't get off the bus if you don't expect to win," he said, then turned and left the bus. The second came after as Smith and Stancle fell to the floor at the end of the game. ESPN commentator Beth Mowens declared, "Do you believe in miracles?"



Texas coach Jody Conradt appears somber as Arkansas' Juliet Jackson exits Friday after the Lady Razorbacks snapped UT's 18-game winning streak against Southwest Conference opponents with an 85-77 victory in Austin. Jackson made six free throws down the stretch to seal the victory.

Arkansas snaps UT women's streak

Box score, standings 1218 a 1982 decision to Texas A&M on Jan. 23, 1978.

#1B -- ARK. 82, #6 TEXAS 77

February 23, 1990

The clipping above from the *Dallas Morning News* says it all. Senior Juliet Jackson's clutch free throws ice the first loss by UT to a SWC member -- 183 consecutive games. Delmonica DeHorney led Arkansas with 26 points, eight boards and four blocks. Jackson had 19 points and seven assists, and of course, was 7-of-8 at the line -- 4-of-4 in the closing minute. DeHorney was national player of the week after the game, but those that were there will tell you the best part was seeing The Drum bathed in white -- not victory burnt orange -- lights.

#2 -- #22 ARK. 82, #2 LSU 72

January 19, 2003

The largest regular season crowd in school history (11,486) and ESPN watched as Arkansas won the first top 10 vs. top 10 game in school history. Arkansas' "Big Three" of Shameka Christon (25 points, 7 boards), India Lewis (19 points) and Dana Cherry (13 points, 12 rebounds) were joined with SEC all-freshman Ruby Vaden (13 points, 7 boards) as the Razorbacks dominated the second-ranked Tigers. LSU threatened late, but the comeback only served to add to the instant classic status of the game. Along with mark the best start in SEC play to date, LSU became the highest ranked team to lose to Arkansas.

#3 -- #22 ARK. 81, #7 GA. 70

March 18, 1990

Considered for years one of the top 10 upsets in NCAA women's tournament history, Arkansas goes to Athens, Ga., to stun the Lady Bulldogs behind 30 points from Juliet Jackson. Georgia's strategy was to shut down Delmonica DeHorney and Blair Savage inside and isolate Amber Nicholas outside. They dared Jackson to beat them, and she did by raining down 12-of-19 from the perimeter.

#4 -- ARK. 67, WISCONSIN 64

March 23, 1999

Don't try to tell the WNIT record crowd of 14,163 fans at Walton Arena that this was the game for 65th in the country. The back-and-forth battle with the Badgers was befitting any championship. Seniors Kamara Stancle and sophomore Wendi Willits score 15 each as the team wins one for Sytia Messer's mom who passed away 24 hours before the game.

#5 -- #22 ARK. 77, #6 TENN. 75

December 29, 1996

The Razorbacks make national headlines with their first-ever win over Tennessee. Sytia Messer holds Chamique Holdscrow to a single field goal and only 7 points while Christy Smith and Kimberly Wilson go off for 21 points each. Wilson jumped on UT early, hitting her first three treys and giving Arkansas a 19-11 advantage. Defense was the difference as four turnovers keyed a 13-0 run by Arkansas, capped by a three-pointer by Sytia Messer for a 48-36 lead. Tennessee did not go away, rallying to within a point, 76-75, with :56 to play. The Lady Vols had one last chance to win the game, but missed an inside shot. Karen Jones pulled down the rebound of her life and was fouled by Tennessee. Jones' free throw in the final seconds gave Arkansas its final margin of victory.



#6A -- ARKANSAS 74, #7 SC 46

January 27, 2002

#6B -- ARK. 67, #8 VANDY 57

January 31, 2002

A combination entry because they are the first time that Arkansas defeated consecutive top 10 teams at Fayetteville, and because of the circumstances around the games. The Razorbacks stumbled at USC only three weeks earlier, 91-66, and thanks to some humbling early games were 1-6 to open SEC play. Not only did Arkansas turn the season around, it did it in convincing fashion. Forcing 26 turnovers, India Lewis and Dana Cherry had 17 each as UA meted out its worst beating of a ranked team during the regular season on USC. Four days later, Shameka Christon poured in 21 to lead Arkansas past Vanderbilt as the Razorbacks controlled the game start to finish.

#7 -- #1 TEXAS 71, ARKANSAS 70

February 18, 1984

The Texas win that wasn't. Arkansas scrapped with the top team in the nation, and got the opportunity of a lifetime with the ball and the clock running out at Barnhill Arena. Senior Amanda Holley's baseline jumper hangs in the air, hits the bucket, rolls around the rim and falls out as the horn sounds. The Razorbacks will have three more close calls with their arch-rivals, but a basketball generation will pass before Texas falls in 1990.



#8 -- #22 ARK. 90, UCLA 80 (OT)

March 14, 1990

Perhaps the most exciting overtime game in Arkansas history, the Razorbacks come back from a 10-point deficit late in the game to tie the contest and send it into overtime. Led by All-America candidate Rehema Stephens, UCLA had five players in double figures but the Bruins ran out of gas in the extra five minutes as Amber Nicholas (22 points) and Blair Savage (21 points) lead a 15-5 overtime run. Not only a memorable game, it was the first-ever win by Arkansas in the NCAA tournament and the first-ever NCAA tournament game hosted by Arkansas.

#9 -- ARKANSAS 79, KANSAS 63

March 21, 1998

The Cinderella story comes to life as Arkansas holds All-American Lynn Pride of Kansas scoreless to rally from a 32-28 halftime deficit. Sytia Messer leads the charge with a 17-point second half effort as Arkansas dominates KU, 51-31, in the final 20 minutes. After shooting only 36% in the first half, UA blisters the Jayhawks for 63% in the second.

#10 -- #6 TEXAS 101, ARK. 99

March 11, 1989

Quite simply, Southwest Conference fans say this may be the greatest championship game ever played -- men or women -- at the SWC Classic. The first-ever women's basketball game at Reunion Arena did not disappoint as the two teams produced near-flawless games. Each committed a season-low eight turnovers, and the 200 points scored were school records for combined score for both. Trailing 51-46 at halftime, Arkansas responded with 52.8% from the field led by a career game by Lisa Martin with 31 points. Four of Arkansas' starters were in double digits as Shelly Wallace added 20 points and 15 boards. Clarissa Davis saved the day with 36 for Texas.

#11 -- ARKANSAS 78, #10 FLA. 69

March 2, 2001

Arkansas rode a 10-game losing streak to the Gators into the second round of the SEC Tournament, but freshman Shameka Christon had 22 points, 11 rebounds and four stitches as the Lady'Backs jumped on Florida early. Arkansas led by as many as 20 before Christon departed the game with a busted lip. She returned, but not before Florida closed to within seven. Behind 22 from Wendi Willits and 10 from Lonniya Bragg, Arkansas went on a 7-0 run late to advance to the SEC Tournament semifinals for the first time in school history.

#12 -- #18 ARK. 73, #8 VU 71 (OT)

February 19, 1995

Kelly Johnson said she had never hit a game-winner at the buzzer in her life. She didn't get the chance to do so again in her career, but when Christy Smith laced the pass down low to Johnson, she buried the 15-foot baseline jumper as time expired to give Arkansas its first-ever win over Vandy. The photo, above, of Johnson's shot has become one of the most requested classic images in women's basketball history.

THE 30 GREATEST GAMES



#13 -- ARK. 80, MISS. STATE 73

March 4, 2005

Midway through the first half of Arkansas' opening game at the SEC Tournament, Susie Gardner's team looked headed for a blowout trailing by 17 points with 4:01 left in the first. Trimming the deficit to 11 at half, Arkansas held MSU scoreless almost four minutes to start the second and soon pulled within striking distance. A trio of sophomores led by Sarah Pfeifer were in double-digits to give Arkansas an eight-point lead with just under four minutes to play, a 25-point swing from the same point in the first half.

#14 -- ARK. 66, #23 SMSU 63

December 29, 1993

There are few things better than beating a rival, and even better when it comes unexpectedly. First-year head coach Gary Blair drew up the play for his freshman three-point sharpshooter Kimberly Wilson. With seconds left, Wilson calmly stroked the winning shot, breaking an unprecedented two-year losing streak to SMS. Wilson became the Bear stalker, posting a 4-0 career mark with SMS.

#15 -- CALIF. 66, ARKANSAS 62

March 21, 1982

Arkansas' first appearance at a national tournament almost became its first win. The host Golden Bears hold off a pesky Arkansas team in the opening round of the 1982 AIAW Championships. Tied 29-29 at halftime, turnovers and fouls are the undoing of Arkansas. The Razorbacks had 31 turnovers -- 11 more than Cal -- and leading scorer Bettye Fiscus fouls out with 17 points. Kim Bunge also has 17 points, but with four fouls.

#16 -- ARK. 73, OLE MISS 72

January 2, 1993

The first major victory in the SEC as the former SWC Champion defeats the defending SEC Champion Lady Rebels. As the photo at right shows, Shea Henderson is the star of the day as the Star City guard drives down the lane in the closing seconds to hit the game winner.

#17 -- ARKANSAS 97, OU 93 (OT)

March 14, 1999

Fort Cobb, Okla., product Wendi Willits takes over the Border War between UA and OU. The second round Women's NIT match-up is a toe-to-toe physical battle. In the midst of a record-setting season of three-point shooting, Willits scores a career-high 35 points to lead Arkansas into the quarterfinals.

#18 -- #6 VANDY 81, ARK. 78

March 9, 2002

Shameka Christon had the greatest game at the University of Arkansas in over a generation, but her 40 points in 37 minutes played was not enough to overcome Vanderbilt at the Gaylord Entertainment Center in Nashville for the SEC Tournament semifinals. At the start of the second half, it looked like there wouldn't be much drama as Vandy extended its 44-26 halftime lead to 22-points, 52-30, with 17 minutes left. Then Christon took over, scoring a school record 28 points for a half. Arkansas cut the lead to one, 79-78, with 22 seconds left. Missed VU throws gave Arkansas the last shot, but with nine seconds to play Christon was called for a charge that allowed Vandy to shoot free throws for the final score.

#19 -- ARK. 52, #20 VU 51 (OT)

January 8, 2006

Another Commodore OT heartache, but this one came in one of the most dramatic fashions as sophomore Brittney Vaughn sank the longest buzzer-beating shot in Walton Arena history to send this contest into OT. One of only three known end of the period half-court shots, Vaughn's 47-footer is the only one to close regulation. Vaughn was scoreless for 39:30, but her driving reverse layup trimmed the Vandy lead to three, 46-43, to set the stage for her game-tying heave. The night proved "vaughn-derful" as her sister Rochelle scored a career-high tying 22 points, including a pair of free throws with 13 seconds left in the overtime period to ice the victory for Arkansas.



#20 -- ARKANSAS 82, #17 PSU 78


January 9, 1999

In its first appearance on CBS, Arkansas does not disappoint. Karyn Karlin dominated the Lady Lions in the paint, scoring 18 points almost at will as Arkansas built a 15-point lead with eight minutes to play. Penn State rallied, and with two minutes left led by two points. Wendi Willits to the rescue with a 21-footer to put Arkansas back up by one, then a steal on the ensuing PSU possession that lead to a pair of free throws. The 5-0 Willits run put Arkansas up by three with 50 seconds to play.

#21 -- ARKANSAS 45, #24 KY 43

January 23, 1993

Undoubtedly the quirkiest win in Arkansas history. The Wildcats were returning to the top 25 for the first time in years, but the Razorbacks made sure the stay was short. It was an improbable win as Arkansas rode a five-game losing streak and was in jeopardy of losing three straight at home for the first time in school history. Defense was the key as Arkansas not only got the win, but did it in record-setting fashion. This was only the second game in Arkansas history in which no one was in double figures, and remains the only time Arkansas has won without a double-digit scorer. Shea Henderson led the team with nine points. Barnhill Arena and one of the Women's Athletics Department's W.A.R. (women's attendance record) promotions share credit for the win. At 5,391, it ranked as the fourth largest crowd to watch the Razorbacks in Barnhill Arena.



#22 -- ARKANSAS 71, #16 GA 63

February 8, 2004

Arkansas rode a three-game home losing streak for only the second time in school history into an ESPN game with #16 Georgia, but Susie Gardner continued her coaching mojo against her alma mater as the Razorbacks controlled the close game from start to finish. With only eight players on the bench due to injuries, UA was led by Shameka Christon with 28 points, a double-double from Rochelle Vaughn with 11 points and 12 assists and a near-double of 14 points and 9 rebounds from Kristin Moore.

#23 -- ARKANSAS 59, BAMA 58

February 2, 2003

India Lewis was known for her three-point shooting, but in her career at Arkansas she had not hit a game-winner until this afternoon in Tuscaloosa. Arkansas struggled most of the game, no player more than Lewis who entered the final seconds 0-for-7 from the field. Down by two, Lewis took the ball to her right, feinted a drive then stepped back for a fall-away 22-footer as the horn sounded. The win proved a turning point for the conference season, ending a three-game losing streak.

THE 30 GREATEST GAMES



#24 -- ARK. 61, #25 SMSU 60

December 10, 1994

For the second straight year, Arkansas knocks off top 25 SMSU, but this time it's in the Bears' den before 7,490. While Kimberly Wilson led with 19, it was Stephanie Bloomer who was the heroine. Bloomer hit a pair of free throws with 16.5 seconds to play for the win. The 6-3 post had 16 points and 13 rebounds in the game. Arkansas trailed by 10 early, and got its first lead with 2:22 left off a driving layup by Allyson Twigg.

#25 -- ARKANSAS 79, OK ST. 70

February 16, 1982

Coach Matilda Willis called it her "Champagne Game" in the pregame press, but Oklahoma State was not so willing to give up Arkansas' first-ever 20-win season easily. It looked easy with a 43-29 lead at half, but the Cowgirls cut the spread to three, 69-66, with 3:17 to play. In turn, Bettye Fiscus, Connie Fitzgerald and Erma Greer stepped up with key buckets to pull away from OSU. For the game, Fiscus had 27, followed by Kim Bunge with 14 and Amanda Holley with 12 points and 10 rebounds.



#26 -- ARKANSAS 68, KSU 53


January 2, 1982

The first win for Arkansas over a top 20 ranked team. Bettye Fiscus and Amanda Holley turn in double-double games -- Fiscus an amazing 20 points with 18 rebounds and Holley 12 points with 11 rebounds. Cheryl Orcholski shares top scoring honors with 20 points of her own.

#27 -- ARK. 77, #25 BAMA 73

February 18, 1999

Arkansas had its Senior Day one game too late but the Razorbacks scored their first win ever at Coleman Coliseum with a 77-73 upset of 25th-ranked Alabama. Senior Sytia Messer scored a season high 21 points and senior Tennille Adams came off the bench for her second career double-double with 11 points and 10 rebounds. Alabama led by eight at halftime, but the lead wasn't enough to hold off Arkansas. The Razorbacks outscored Bama, 45-33, in the second half. Alabama crept back to within one, but freshman Amy Wright responded with a three-pointer to make it a four-point bulge, 71-67.



#28 -- #14 ARK. 76, #20 TEXAS 61

January 8, 1991

The rematch with Texas is more bust than dust-up as Delmonica DeHorney dominates the lane again and Amber Nicholas pours in the assists and outside shots. Arkansas controlled the game from tip to final horn. The win proves the victory previous year at Austin was not a fluke, and with Arkansas headed out of the SWC, this proves to be the only win over Texas at Barnhill Arena in school history. It results in the largest crowd at Barnhill Arena for a women's basketball game -- 6,819 fans. When Bud Walton Arena opens, this figure is eclipsed by the growth of women's basketball popularity thanks to the SEC.

#29 -- ARK. 83, #11 IOWA 57

November 23, 1997

The Reebok Classic at the Fleet Center in Boston, Mass., was the scene of a mugging as Arkansas shredded the 11th-ranked Hawkeyes. Kamara Stancle scored 21 points in only her second game at Arkansas after transferring from Connors State JC. The Razorbacks defense forced 22 turnovers as Arkansas out-rebounded the much taller Hawkeyes, 39-22. Tennille Adams picked up her first double-double of her career with 13 points and 11 rebounds. Leading 38-29 at half, the Razorbacks crushed Iowa with a 13-0 run early in the second half and held the Hawkeyes scoreless for 4:43.



#30 -- ARK. 78, CLEMSON 68

March 15, 2002

A game in the books as much for an individual as the team as Shameka Christon scores 36 points in 33 minutes to lead the Razorbacks in the NCAA first round. The loss was the first ever for Clemson under Jim Davies in the first round, and Christon's 36 -- made more dramatic by an early first half injury that sidelined her for seven minutes -- gave the sophomore the second most points scored in consecutive games (see Game #18) in school history.

HALL OF HONOR - BETTYE FISCUS

The first of the true greats in Razorback history, Bettye Fiscus set the definition by which all other Arkansas women's basketball players are judged.

In a career of firsts, Fiscus received perhaps her final and most unique honor in 1994 when she became the first female athlete inducted into the University of Arkansas Sports Hall of Honor.

Fiscus was the first player to score over 1,000 points in a career, and broke the school record in only two seasons. She went on to become the only women's basketball player over 2,000 points, and until Razorback All-American and NBA standout Todd Day in the early 1990s, Fiscus was the university's all-time leading scorer.

Also one in a long line of Arkansas prep legends to play for the Razorbacks, she led her hometown of Wynne, Ark., to the AAA state title and was named player of the year by the Arkansas Democrat.

Records held by Fiscus

Two decades later, Bettye Fiscus remains Arkansas' all-time scoring leader with 2,073 points, but the original star of the program still holds another seven individual records and seven class records.

CAREER

Points, career: 2,073
Scoring average, career: 18.5 ppg
Field goals, career: 794
Free throw attempts, career: 622
Free throw attempts, season: 229
Free throws, career: 485
Free throws, season: 183

CLASS RECORDS

Freshman pts., season (655) & game (37)
Freshman rebs, season (282) & game (18)
Freshman scoring ave.: 18.7
Freshman rebound ave.: 8.1
Sophomore rebound ave. (shared): 7.3

She also holds two records for SWC games only, career scoring average and season field goals.

Her jersey number -- No. 5 -- was the first to be retired by the University of Arkansas -- male or female -- and hangs in the Razorback trophy case, as well as in Barnhill Arena.

Even though her career ended in 1985, she still holds seven Arkansas overall individual records including total points, career scoring average, field goals and free throws and seven class records. When she completed her career, she not only was the all-time leading scorer, but the leader in rebounds as well with 785.

Adding to her career honors, she was inducted into the Arkansas Sports Hall of Fame in 2006.

She is married to former Arkansas men's basketball assistant, James Dickey.

IT'S NOT ALL ABOUT SCORING

While her career rebound mark of 785 did not last more than three years, Bettye remains No. 2 on the career rebound list and the top guard-wing rebounder. Notable Razorbacks below Bettye in boards: Kodak All-American Delmonica DeHorney and SEC Player of the Year Shameka Christon



Bettye Fiscus was Arkansas' first all-conference player, earning first-team all-SWC in 1982. She was a three-time all-SWC selection in her career, two-time all-SWC tournament and was selected to the SWC All-Decade Team

BETTYE DICKEY TODAY

Bettye Dickey remains a part of the great history of the Razorback program. She was the first player in university history to have her jersey retired in 1986.

To celebrate the end of the Barnhill Arena era and the opening of Bud Walton Arena, the Women's Athletics Department issued commemorative tickets for the first women's game in the new facility. Each ticket had the image of one of the four career leaders, and a special banquet was held to celebrate "A Moment in Time." Bettye was joined at the banquet by Amber Nicholas Shirey (UA's then assist leader) and Shelly Wallace, the only woman to break Bettye's mark for rebounds.

As a part of the 30th anniversary season of Razorback basketball, the University chose Bettye as its Southeastern Conference Great to be honored at the 2006 SEC Women's Basketball Tournament in North Little Rock.



BETTYE FISCUS' CAREER STATS

YEAR	GP-GS	FG-FGA	PCT.	3P-3PA	PCT.	FT-FTA	PCT.	REB	RPG	PF-DQ	A	TO	BK	ST	PTS	PPG
81-82	35-35	236-486	.486	n/a	—	183-229	.799	282	8.1	76-2	34	85	11	76	655	18.7
82-83	26-25	181-370	.489	n/a	—	114-151	.755	189	7.3	56-1	42	68	7	57	476	18.3
83-84	23-22	158-296	.534	n/a	—	72-94	.766	137	6.0	45-1	29	49	0	27	388	16.9
84-85	28-28	219-439	.500	n/a	—	116-148	.784	177	6.3	45-0	38	50	1	45	554	19.8
TOTAL	112-110	794-1591	.499	n/a	—	485-622	.780	785	7.0	222-4	143	252	19	205	2073	18.5

Perhaps the most notable aspect of Bettye Fiscus' career -- it came before the advent of the three-point shot.

HALL OF HONOR - DELMONICA DeHORNEY

Delmonica DeHorney Hawkins became the second Razorback basketball player and the fourth overall inductee to the Arkansas Hall of Honor in September 2000. The first Kodak All-American at the University of Arkansas, DeHorney set the standard by which all future post players will be judged. The only player in Southwest Conference history to receive three player of the year honors during her career, DeHorney led Arkansas to its peak of domination of the SWC and onto the national stage as a top 10 team.

DeHorney exhibited her promise her first season at Arkansas, earning SWC Newcomer of the Year honors. Her sophomore season was limited due to injuries, but the 6-4 Poteau, Okla., product came back stronger than ever as a junior.

It was during the 1989-90 season that DeHorney and Arkansas became household words in the sports world. Leading Arkansas and the SWC in scoring and field goal percentage, DeHorney paced the Razorbacks to the first win over

Texas by a conference opponent. The win at Texas broke a 183-game streak and the UT stranglehold on the conference title. As the SWC co-champions, Arkansas was selected for the NCAA tournament. DeHorney stepped up her game, earning All-NCAA West Regional team honors for her back-to-back 30-point games at the Stanford-hosted tournament. Arkansas reached the Elite Eight with DeHorney leading the way.

For her efforts, DeHorney was voted the SWC Player of the Year in 1990 as well as one of the 10 players selected by the WBCA for the Kodak All-America team.

As a senior, DeHorney proved herself again. Repeating as SWC Player of the Year, she led Arkansas to an undisputed SWC crown with a pair of wins over Texas and a 15-1 conference mark. Arkansas added the 1991 SWC Classic trophy to its collection to become the first team besides UT to win the postseason conference tournament. Ranked as high as 8th in the nation, Arkansas received a first-round bye in the 1991 NCAA Tournament, but was upset in the Sweet 16 by Lamar.



Records held by DeHorney

The post against all others are measured in Arkansas Razorback women's basketball history, Delmonica was one of the most accurate scorers in school history and the key to Arkansas leading the nation in field goal percentage during the 1990-91 season.

CAREER

Blocked shots, career: 235
Blocked shots, season: 83
Field goal %, career: 60.9%
Field goal %, season: 63.2%

CLASS RECORDS

Junior points, season (581) & game (39)
Freshman (7) and senior (6) blocked shots
Junior scoring average: 20.0 ppg
Junior season blocked shots: 83
Senior season blocked shots: 70

She also holds the record for career scoring in SWC games only along with another 10 SWC game records.

ONE OF A KIND

In the storied history of the Southwest Conference, only one woman was voted by the league coaches to a player of the year honor three times in a career. Delmonica DeHorney was the SWC Newcomer of the Year as a freshman in 1988. An injury limited her playing time as a sophomore, but she returned full force as a junior and a senior to lead the league in scoring and earn the 1990 and 1991 SWC Player of the Year award. The first player twice voted first team all-conference, DeHorney was chosen SWC Player of the Week three times and all-tournament once. Her career was remembered years later as she was the only women's basketball player voted to the five-player first-team of the SWC All-Decade Team.

One of Delmonica's three blocks that were key to Arkansas' snapping the Texas 183-game win streak in SWC games in 1990.

DELMONICA HAWKINS TODAY

Married to Jackson Hawkins and the mother of two, Delmonica lives in Baltimore, Md., and works as a juvenile probation officer.

Immediately after her playing career at Arkansas, she spent a season in Japan in professional basketball, then a brief time in France.

She returned to Fayetteville for the retirement of her jersey, only the second in school history, before settling with her family in Baltimore.



DELMONICA DEHORNEY'S CAREER STATS

YEAR	GP-GS	FG-FGA	PCT.	3P-3PA	PCT.	FT-FTA	PCT.	REB	RPG	PF-DQ	A	TO	BK	ST	PTS	PPG
87-88	28-22	146-243	.601	0-0	—	117-170	.688	167	6.0	98-9	6	50	54	30	409	14.6
88-89	26-4	75-145	.517	0-0	—	62-88	.705	94	3.6	78-4	14	28	28	4	212	8.2
89-90	29-28	219-349	.628	0-0	—	143-213	.671	203	7.0	97-7	24	57	83	21	581	20.0
90-91	32-32	227-359	.632	0-0	—	129-177	.729	177	5.5	77-2	13	72	70	31	583	18.2
TOTAL	115-86	667-1096	.609	0-0	—	451-648	.696	641	5.6	350-22	57	207	235	86	1785	15.5

HALL OF HONOR - AMBER NICHOLAS

While others may have better statistics, arguably no other Razorback has had the impact upon the Arkansas women's basketball program as Amber Nicholas Shirey. An All-SWC and Academic All-America player in the late 1980s and early 1990s, she is the first former women's player to become a full-time coaching staff member at Arkansas. As a result, she played a critical hand in recruiting and coaching the athletes who replaced her in the record books.

It seems fitting that the player to hold the Arkansas record for assists would have the best winning percentage in her career (over 75%) of any Razorback. In the process, her teams won 86 games, two SWC titles and made three NCAA appearances. Thanks in part to her 538 assists, her post players led the SWC in scoring twice.

She ended her career second in steals and one of only two players to rank in

the top 10 in points, rebounds, steals and assists. Nicholas can rightly lay claim to a stake in the 86 games won during her four years as she played in all 117 games and started a school-record 87 consecutive games. The 1991 SWC Tournament MVP, Nicholas also was a two-time CoSIDA Academic All-American and NCAA Post-Graduate Scholarship recipient.

Her legacy to the program continued as an assistant coach, working with guards like former SEC three-point accuracy champion Kimberly Wilson, former four-time AP All-American Christy Smith and three-point record holder Wendi Willits. She had the privilege to coach the woman who finished off her assist record, Amy Wright.



"MISS LADY'BACK"

During the program's 25th anniversary celebration, that's the headline on the newspaper article about Amber Nicholas Shirey. The label fits as no person has been involved in more games than any other individual in Arkansas history, 117 as a player, 27 as a graduate assistant coach and 436 as an assistant coach. That's a total of 580 games over a span of 19 years.

Records held by Nicholas

Of all the records that Amber Nicholas set during her career, which included virtually every assist and free throw mark, the two that speak to the essence of her game remain to this day. She is the only starting point guard to take her team to three consecutive NCAA tournaments and the only Arkansas player named MVP of the SWC Classic.

CAREER

Three-point percentage, career: 41.6%
Three-point percentage, season: 47.7%
Free throw percentage, career: 84.7%
Consecutive games started: 87

CLASS RECORDS

It's somehow fitting that the consummate point guard of her era hold no class records. However, her post players, Delmonica DeHorney (junior season) and Shelly Wallace (senior season) hold the school class records for most points in a game, season and season scoring average.


A SCHOLAR AND AN ATHLETE

Recipient of several academic awards, Amber was the first Razorback to earn an NCAA Post-Graduate Scholarship. She also was the NCAA Woman of the Year from the state of Arkansas in 1992.

AMBER SHIREY TODAY

Honored by the university with selection to the University of Arkansas Sports Hall of Honor in 2002 as the third Razorback women's basketball player inducted, Shirey was also honored by the athletic department's as the Legend player at the 2003 Southeastern Conference Women's Basketball Tournament hosted in North Little Rock at ALLTEL Arena.

She married Fayetteville High softball coach Jason Shirey in 1999, and the Shireys have a son and daughter and are expecting a third child this fall.



AMBER NICHOLAS' CAREER STATS

YEAR	GP-GS	FG-FGA	PCT.	3P-3PA	PCT.	FT-FTA	PCT.	REB	RPG	PF-DQ	A	TO	BK	ST	PTS	PPG
88-89	30-3	79-178	.444	18-46	.391	26-31	.839	61	2.0	63-0	99	61	1	29	202	6.7
89-90	30-30	128-292	.438	31-71	.437	46-53	.868	131	4.4	69-4	169	116	3	67	333	11.1
90-91	32-32	152-308	.494	41-86	.477	53-66	.803	118	3.7	56-1	180	96	1	58	398	12.4
91-92	25-25	98-255	.384	31-88	.352	49-56	.875	118	4.7	60-2	89	100	1	66	276	11.0
TOTAL	117-90	457-1033	.442	121-291	.416	174-206	.845	428	3.7	248-7	537	373	5	220	1209	10.3

HALL OF HONOR - TRACY WEBB

The fourth Razorback women's basketball player inducted into the Arkansas Sports Hall of Honor, Tracy Webb Rice was the fiery leader of the basketball team during its climb to power in the Southwest Conference era.

Webb's scrappy play resulted in four consecutive 20-win seasons, the Razorbacks' first women's basketball NCAA tournament appearance and first major title with the 1987 National Women's Invitational Tournament.

The leader of a recruiting class that put Arkansas on the map, the Batesville, Ark., native stole more than the basketball during her four-year career.

Aside from 293 basketballs, Webb stole the show and the hearts of Arkansas fans as one of the most popular on-the-court personalities of the mid-1980s. The first true point guard star, Webb finished her career holding almost all the Razorback assist and steal records. She was the first Razorback player to earn "first team" All-Southwest Conference honors, a distinction that began her senior season.

She was also one of the first three Razorbacks named conference player of

the week. Her junior-season team was the first in school history to earn an NCAA berth, losing by a point at Missouri in the opening round, 66-65. Her senior season was exciting as the Razorbacks missed beating No. 1-ranked UT by a bucket in Fayetteville (59-56) and at the SWC Tournament (72-70), then was overlooked for a return trip to the NCAA. Fueled to prove they belonged in the NCAA, Webb's team crushed the WNIT field by a 16-point average as she was named the tournament MVP.

MAKING HER POINT

Back in the 1980s, the NCAA tournament was limited to only 32 bids, and as a result many great basketball players never reached the Big Dance. Such was the case for the 1986-87 Razorbacks and their leader, Tracy Webb. Snubbed by the NCAA committee, Webb and company headed west to Amarillo, Texas, and the National Women's Invitational Tournament on a mission. Not only did Arkansas want to win, the team crushed the opposition by a record-setting margin that stood until the end of the NWIT's existence. That same year, Webb had a profound impact on Arkansas' future as she impressed upon a young recruit, Amber Nicholas, her duty to stay home and take over for her at point guard.

TRACY RICE TODAY

After finishing her playing career at Arkansas, Tracy was a graduate assistant coach for the Razorbacks in 1987-88.

She worked for several years as a flight attendant for a major carrier. Married to Paul Rice and the mother of three, Webb lives in Hot Springs, Ark.

Tracy was the University of Arkansas' honored former player at the 2005 Southeastern Conference Women's Basketball Tournament in Greenville, S.C.



Records held by Webb

One of the first true point guards in Arkansas history, Tracy Webb set the standard by which future "1" players were measured. When she finished her career in 1987, she held almost every guard oriented career mark, including assists, steals and free throw percentage. She still holds these Arkansas marks.

CAREER

Steals, career: 293
Steals, season: 95
Personal fouls: 323
Class records
Senior season steals: 95
Senior game assists: 11

She also holds the record for career assists and career steals in SWC games, plus the career and season records for best free throw percentage in SWC games.



TRACY WEBB'S CAREER STATS

YEAR	GP-GS	FG-FGA	PCT.	3P-3PA	PCT.	FT-FTA	PCT.	REB	RPG	PF-DQ	A	TO	BK	ST	PTS	PPG
83-84	27-5	69-158	.437	n/a	—	75-109	.688	59	2.2	86-4	61	96	4	51	213	7.9
84-85	28-27	127-264	.481	n/a	—	102-142	.718	96	3.4	79-6	104	126	1	68	356	12.7
85-86	30-29	148-353	.419	n/a	—	91-130	.700	117	3.9	87-5	86	98	1	70	327	12.6
86-87	32-30	165-358	.461	1-7	.143	116-145	.800	116	3.6	73-5	173	135	0	95	447	14.0
TOTAL	117-91	509-1133	.449	1-7	.143	384-526	.730	388	3.3	325-20	424	455	6	284	1343	11.5

HALL OF HONOR - CHRISTY SMITH

The fifth Razorback women's basketball player inducted into the Arkansas Sports Hall of Honor, Christy Smith Flowers lives forever in the memories of women's basketball fans for her heroic leadership of the 1998 NCAA Final Four team.

She became the first Razorback to lead the nation in a NCAA statistical category by shooting 89.9% at the free throw line as a freshman. Yet, one of her 15 missed free throws that season cost Arkansas a chance to advance to overtime versus Ole Miss. That loss put Arkansas at 1-3 for SEC games, but Smith would not be denied and led Arkansas on a 6-1 finish to give the Razorbacks their best SEC finish in school history, 7-4, tied for fourth overall.

As a sophomore, Smith had the best single free throw shooting game in Division I for the 1995-96 season, a 15-of-15 effort to defeat Ohio State in the pre-season WNIT. Arkansas roared to a pro-

gram-best start of 13-1, but the team faltered when Smith tore her ACL at Kentucky midway through conference play. Without Smith, the team accepted a NWIT berth.

Upon her return, Arkansas opened 12-1 including Smith leading the Razorbacks' first-ever win over Tennessee, but a tough close made Arkansas the bubble team left out of the NCAA Tournament.

In her final season, Smith rallied Arkansas again into a NCAA bid, but with a ninth seed and the unenviable assignment to the Stanford-hosted subregional it appeared Smith would end her career short of her dream. But two flawless games from the West Lafayette, Ind., guard -- zero turnovers -- put Arkansas into the West Regional at Oakland. Defeating Kansas in the Sweet 16, and struggling from behind against eight-ranked Duke, Smith fulfilled her destiny appropriately at the free throw line. In the waning seconds, Duke fouled Smith twice and she calmly sank all four to send Arkansas to the Final Four in Kansas City. It remains to this day the only time an unranked team reached the Final Four.

Smith closed her career second all-time in assists and fifth in scoring. Only 31 assists shy of her coach Amber Nicholas' record, she certainly would have closed No. 1 in assists without her knee injury. She remains the highest scoring point guard in school history.

Along with her All-SEC honors, Christy was a member of the inaugural AP Women's All-America Team in 1995. She was a four-time honorable mention AP All-American, a feat made more notable by her season ending knee injury in 1996.



Records held by Smith

The highest scoring point guard in Arkansas history, Smith was one of the most accurate free throw shooters in the nation during her career. In fact, she led Division I in 1994-95 for the season and had the single best game in all of Division I in 1995-96.


CAREER

Three-point pct., half: 100% (5-of-5)
Free throw percentage, season: 89.9%
Free throw pct., game: 100% (16-of-16)
Free throw pct., half: 100% (12-of-12)

CLASS RECORDS

Freshman steals, season: 89

In addition to these records, Smith holds another 14 records for SEC games only including career free throws, career free throw percentage and career consecutive SEC starts -- 43. In fact, she is the only Razorback to start every SEC game of her career that she was able to play.



CHRISTY FLOWERS TODAY

Following her trip to the Final Four, Smith was a second round draft pick of the Charlotte Sting, and as the starting point guard for the franchise led the Sting to the WNBA Playoffs. Injuries limited her playing time the following season and eventually ended her professional career.

Smith was the fifth Razorback women's basketball player selected by the A-Club membership for inclusion in the Arkansas Hall of Honor. She was inducted in 2005.

She and former Razorback defensive back Jeromy Flowers have three children.

Perhaps the most famous picture in Arkansas history: Christy Smith falls to her knees at center court of the Oakland Coliseum after dribbling out the final seconds of Arkansas' win over Duke to advance to the Final Four.

CHRISTY SMITH'S CAREER STATS


YEAR	GP-GS	FG-FGA	PCT.	3P-3PA	PCT.	FT-FTA	PCT.	REB	RPG	PF-DQ	A	TO	BK	ST	PTS	PPG
94-95	30/30	117/307	.381	40/113	.354	134/149	.899	76	2.5	60/1	133	134	2	89	408	13.6
95-96	22/22	111/276	.402	31/102	.304	110/138	.797	73	3.3	47/0	97	88	1	44	363	16.5
96-97	28/27	100/273	.366	45/134	.336	98/121	.810	68	2.4	57/0	131	82	1	52	343	12.3
97-98	31/31	93/255	.365	40/116	.345	119/143	.832	77	2.5	67/0	146	89	2	54	345	11.1
TOTAL	111/110	421/1111	.379	156/465	.336	461/551	.837	294	2.7	231/1	507	393	6	239	1459	13.1

UNIVERSITY OF ARKANSAS WOMEN'S BASKETBALL

OPPONENTS



2010 - 11



ARKANSASRAZORBACKS.COM

OPPONENTS - NON CONFERENCE

Friday, Nov. 12 | | 11:30 a.m. | | Bud Walton Arena

GENERAL INFORMATION

Location: Tallahassee, Fla.
Enrollment: 12,234
Nickname: Rattlers
Founded: 1887
Colors: Orange and Green
Conference: Mid-Eastern Athletic Conference
Arena: Al Lawson Multipurpose Teaching Gymnasium (8,861)
Press Row Phone: Not available
President: Dr. James Ammons
Interim Athletics Director: Michael Smith

COACHING STAFF

Head Coach: LeDawn Gibson
Alma Mater: Warner Southern, 2000
Record at School: 32-28 (2)
Career Record: 32-28 (2)
Assistants: Latasha Shipman, Andrea Johnson, Freddie Murray

Sunday, Nov. 14 | | 1 p.m. | | Bud Walton Arena

GENERAL INFORMATION

Location: Davidson, N.C.
Enrollment: 1,837
Nickname: Wildcats
Founded: 1837
Colors: Red and Black
Conference: Southern
Arena: John M. Belk Arena (5,223)
Press Row Phone: Not available
President: Tom Ross
Athletics Director: Jim Murphy

COACHING STAFF

Head Coach: Michele Savage
Alma Mater: Northwestern
Record at School: 0-0 (1st year)
Career Record: 0-0 (1st year)
Assistants: Mary Ciuk, Jamie Thomatis, Kira Mowen

Wednesday, Nov. 17 | | 7 p.m. | | Bud Walton Arena

GENERAL INFORMATION

Location: Itta Bena, Miss.
Enrollment: 3,767
Nickname: Delta Devils
Founded: 1950
Colors: Forest Green and White
Conference: Southwestern Athletic Conference
Arena: R.W. Harrison Complex (6,000)
Press Row Phone: 662-299-5534
President: Dr. Donna H. Oliver
Interim Athletics Director: Donald Sims

COACHING STAFF

Head Coach: Nate Kilbert
Alma Mater: MVSU, 1987
Record at School: 90-168 (9)
Career Record: 90-168 (9)
Assistants: LaTasha Thomas-Davis

FLORIDA A&M RATTlers

famurattlersports.com



LeDawn Gibson
Head Coach



Tameka McKelton
Guard | | Junior



TEAM INFORMATION

2009-10 Record: 18-11
Conference Record/Finish: 9-7/5th
Postseason: None
Final Ranking: Not Ranked
Letterwinners Ret./Lost: 5/7
Starters Ret./Lost: 3/2

SERIES INFORMATION

Series Record: Arkansas leads 1-0
Last Meeting: 1995-96, Arkansas W, 80-73

MEDIA RELATIONS

Basketball Contact: Ronnie Johnson
Office: 850-599-3736
Cell: 850-443-5765
Email: ronnie.johnson@famu.edu
Fax: 850-599-3206

DAVIDSON WILDCATS

davidsonwildcats.com



Michele Savage
Head Coach



Sophia
Aleksandravicius
Forward | | Sophomore



TEAM INFORMATION

2009-10 Record: 14-15
Conference Record/Finish: 12-8/6th
Postseason: None
Final Ranking: Not Ranked
Letterwinners Ret./Lost: 9/3
Starters Ret./Lost: 2/3

SERIES INFORMATION

Series Record: First Meeting
Last Meeting: First Meeting

MEDIA RELATIONS

Basketball Contact: Gavin McFarlin
Office: 704-894-2635
Cell: Not available
Email: gamcfarlin@davidson.edu
Fax: 704-894-2636

MISSISSIPPI VALLEY STATE DELTA DEVILS

mvsu.edu /athletics



Nate Kilbert
Head Coach



Ka'Neshia Smitht
Guard | | Junior



TEAM INFORMATION

2009-10 Record: 9-20
Conference Record/Finish: 6-12/9th
Postseason: None
Final Ranking: Not Ranked
Letterwinners Ret./Lost: 8/2
Starters Ret./Lost: 3/2

SERIES INFORMATION

Series Record: Arkansas leads 6-0
Last Meeting: 2008-09, Arkansas W, 79-46

MEDIA RELATIONS

Basketball Contact: William Bright Jr.
Office: 662-254-3011
Cell: 662-299-5534
Email: sportsinfo@mvsu.edu
Fax: 662-254-3639

OPPONENTS - NON CONFERENCE

Sunday, Nov. 21 | 2 p.m. | Bud Walton Arena

GENERAL INFORMATION

Location: Murfreesboro, Tenn.
Enrollment: 26,400
Nickname: Blue Raider
Founded: 1911
Colors: Royal Blue and White
Conference: Sun Belt
Arena: Murphy Center (11,520)
Press Row Phone: Not available
President: Dr. Sidney McPhee
Athletics Director: Chris Massaro

COACHING STAFF

Head Coach: Rick Insell
Alma Mater: Middle Tennessee St., 1977
Record at School: 125-39 (5)
Career Record: 125-39 (5)
Assistants: Lynn Burkey, Kim Clark, Alex Fuller

MIDDLE TENNESSEE STATE

goblueraiders.com



Rick Insell
Head Coach



Anne Marie Lanning
Guard | Senior



TEAM INFORMATION

2009-10 Record: 25-6
Conference Record/Finish: 17-11st East
Postseason: NCAA First Round
Final Ranking: 27 (AP)/31 (ESPN/USA Today)
Letterwinners Ret./Lost: 8/5
Starters Ret./Lost: 1/4

SERIES INFORMATION

Series Record: Arkansas leads 1-0
Last Meeting: 1982-83, Arkansas W, 73-72

MEDIA RELATIONS

Basketball Contact: Travis Woods
Office: 615-898-5270
Cell: 615-663-2115
Email: woods@goblueraiders.com
Fax: 615-898-5626

Tuesday, Nov. 23 | 7 p.m. | Bud Walton Arena

GENERAL INFORMATION

Location: Nashville, Tenn.
Enrollment: 8,000
Nickname: Tigers
Founded: 1912
Colors: Reflex Blue and White
Conference: Ohio Valley
Arena: Gentry Center (10,600)
Press Row Phone: 615-963-7616
President: Dr. Melvin Johnson
Athletics Director: Teresa L. Phillips

COACHING STAFF

Head Coach: Tracee Wells
Alma Mater: Tennessee State, 1998
Record at School: 59-112 (6)
Career Record: 59-112 (6)
Assistants: Rasheeda Love, Jamie Shadian, Donna Brown-Wynn

TENNESSEE STATE TIGERS

tsutigers.com



Tracee Wells
Head Coach



Meredith Stafford
Guard | Senior



TEAM INFORMATION

2009-10 Record: 10-18
Conference Record/Finish: 7-11/8th
Postseason: None
Final Ranking: Not Ranked
Letterwinners Ret./Lost: 8/4
Starters Ret./Lost: 2/3

SERIES INFORMATION

Series Record: Arkansas leads 1-0
Last Meeting: 1988-89, Arkansas W, 114-42

MEDIA RELATIONS

Basketball Contact: Zekeya Anderson
Office: 615-963-1867
Cell: Not available
Email: zanderson01@tnstate.edu
Fax: 615-963-7692

Friday-Saturday, Nov. 26-27 | 5:30/8 p.m. | Don Haskins Center

UTEP THANKSGIVING CLASSIC

utepathletics.com

HIGH POINT PANTHERS (highpointpanthers.com)

Location: High Point, N.C.
Enrollment: 4,125
Nickname: Panthers
Colors: Purple and White
Conference: Big South
Head Coach: Tooley Loy (High Point, 1994)
Record at School: 147-115 (9)
Career Record: 147-115 (9)

Assistants: Karen Curtis, Katie Ralls
2009-10 Record: 17-14
Conference Record/Finish: 9-7/3rd
Postseason: None
Final Ranking: Not Ranked
Letterwinners Ret./Lost: 9/4
Starters Ret./Lost: 4/1
Series Record: Arkansas leads 1-0
Last Meeting: 2008-09, Arkansas W, 63-46
Basketball Contact: Joe Arancio
Office/Cell: 336-841-4640/336-884-2100
Email: jarancio@highpoint.edu



IDAHO STATE BENGALS (isubengals.com)

Location: Pocatello, Idaho
Enrollment: 15,041
Nickname: Bengals
Colors: Orange and Black
Conference: Big Sky
Head Coach: Seaton Sobolewski (NAU, 2001)
Record at School: 26-35 (2)
Career Record: 26-35 (2)

Assistants: Angela Munger, Jordan Green, Holly Robertson
2009-10 Record: 15-15
Conference Record/Finish: 10-6/4th
Postseason: None
Final Ranking: Not Ranked
Letterwinners Ret./Lost: 6/7
Starters Ret./Lost: 2/3
Series Record: Arkansas leads 1-0
Last Meeting: 2004-05, Arkansas W, 69-59
Basketball Contact: Katie Zigars
Office/Cell: 208-282-3651
Email: zigakath@isu.edu



TEXAS-EL PASO MINERS (utepathletics.com)

Location: El Paso, Texas
Enrollment: 21,000
Nickname: Miners
Colors: DArkansas Blue, Orange and Silver
Conference: Conference USA
Head Coach: Keitha Adams (Southwestern, 1989)
Record at School: 139-129 (9)
Career Record: 139-129 (9)

Assistants: Ewa Laskowska, Bill Damuth
2009-10 Record: 16-16
Conference Record/Finish: 6-10/10th
Postseason: None
Final Ranking: Not Ranked
Letterwinners Ret./Lost: 7/4
Starters Ret./Lost: 3/2
Series Record: First Meeting
Last Meeting: First Meeting
Basketball Contact: MArkansas Brunner
Office/Cell: 915-747-5722/915-472-6038
Email: mbrunner@utep.edu



OPPONENTS - NON CONFERENCE

Wednesday, Dec. 1 | 7 p.m. | Texas Hall

GENERAL INFORMATION

Location: Arlington, Texas
Enrollment: 26,500
Nickname: Mavericks
Founded: 1895
Colors: Royal Blue and Orange
Conference: Southland
Arena: Texas Hall (3,600)
Press Row Phone: 817-272-3795
President: James P. Spaniolo
Athletics Director: Pete Carlon

COACHING STAFF

Head Coach: Samantha Morrow
Alma Mater: Texas Wesleyan, 1981
Record at School: 56-37
Career Record: 56-37
Assistants: Shane Laffin, Erin Grant, Lindsey Wilson

Saturday, Dec. 4 | 2 p.m. | Jon M. Huntsman Center

GENERAL INFORMATION

Location: Salt Lake City, Utah
Enrollment: 29,284
Nickname: Utes
Founded: 1850
Colors: Crimson and White
Conference: Mountain West
Arena: Jon M. Huntsman Center (15,000)
Press Row Phone: N/A
President: Michael K. Young
Athletics Director: Dr. Chris Hill

COACHING STAFF

Interim Head Coach: Anthony Levrets
Alma Mater: Lafayette, 2000
Record at School: 0-0 (1st year)
Career Record: 0-0 (1st year)
Assistants: Matt Legerski, Lana Sitterud, Velaida Harris

Thursday, Dec. 16 | 7 p.m. | Bud Walton Arena

GENERAL INFORMATION

Location: Tulsa, Okla.
Enrollment: 3,140
Nickname: Golden Eagles
Founded: 1963
Colors: Navy, Blue, Vegas Gold, White
Conference: Summit League
Arena: Mabee Center (10,575)
Press Row Phone: 918-495-7800
President: Dr. MArkansas Rutland
Athletics Director: Mike Carter

COACHING STAFF

Head Coach: Jerry Finkbeiner
Alma Mater: Southern Nazarene, 1980
Record at School: 232-186 (14)
Career Record: 431-221 (21)
Assistants: Misti Cussen, Bojan Jankovic, Micha Vandervort

TEXAS ARLINGTON MAVERICKS

utamavs.com



Samantha Morrow
Head Coach



Shalyn Martin
Forward | Senior



TEAM INFORMATION

2009-10 Record: 15-16
Conference Record/Finish: 9-7/4th West
Postseason: None
Final Ranking: Not Ranked
Letterwinners Ret./Lost: 6/2
Starters Ret./Lost: 3/2

SERIES INFORMATION

Series Record: Arkansas leads 4-0
Last Meeting: 2001-02, Arkansas W, 79-48

MEDIA RELATIONS

Basketball Contact: Kristyna Mancias
Office: 817-272-2213
Cell: 956-648-1109
Email: kmancias@uta.edu
Fax: 817-272-2254

UTAH UTES

utahutes.com



Anthony Levrets
Interim Head Coach



Tarym Wocokpwslo
Forward | Sophomore



TEAM INFORMATION

2009-10 Record: 23-12
Conference Record/Finish: 10-6/3rd
Postseason: WNIT
Final Ranking: Not Ranked
Letterwinners Ret./Lost: 8/4
Starters Ret./Lost: 3/2

SERIES INFORMATION

Series Record: Utah leads 1-0
Last Meeting: 1997-98, Utah W, 73-64

MEDIA RELATIONS

Basketball Contact: Brooke Frederickson
Office: 801-581-8302
Cell: 801-493-9254
Email: bfrederickson@huntsman.utah.edu
Fax: 801-581-4358

ORAL ROBERTS GOLDEN EAGLES

orugoldeneagles.com



Jerry Finkbeiner
Head Coach



Kevi Luper
Guard | Sophomore



TEAM INFORMATION

2009-10 Record: 23-10
Conference Record/Finish: 15-3/1st
Postseason: WNIT First Round
Final Ranking: Not Ranked
Letterwinners Ret./Lost: 8/5
Starters Ret./Lost: 4/1

SERIES INFORMATION

Series Record: Arkansas leads 13-8
Last Meeting: 1998-99, Arkansas W, 84-56

MEDIA RELATIONS

Basketball Contact: TBA
Office: 918-495-7094
Cell: TBA
Email: TBA
Fax: 918-495-7142

OPPONENTS - NON CONFERENCE

Sunday, Dec. 19 || 5 p.m. || Bud Walton Arena

GENERAL INFORMATION

Location: Norman, Okla.
Enrollment: 28,582
Nickname: Sooners
Founded: 1890
Colors: Crimson and Cream
Conference: Big 12
Arena: Lloyd Noble Center (12,000)
Press Row Phone: 405-325-1024
President: David Boren
VP for Athletics: Joe Castiglione

COACHING STAFF

Head Coach: Sherri Coale
Alma Mater: Oklahoma Christian 1987
Record at School: 146-77 (14)
Career Record: 146-77 (14)
Assistants: Jan Ross, Stacy Hansmeyer, Chad Thraikill

Tuesday, Dec. 28 || 7 p.m. || Bud Walton Arena

GENERAL INFORMATION

Location: Greenville, S.C.
Enrollment: 2,600
Nickname: Paladins
Founded: 1826
Colors: Purple and White
Conference: Southern
Arena: Timmons Arena (3,000)
Press Row Phone: Not available
President: Rod Smolla
Athletics Director: Dr. Gary Clark

COACHING STAFF

Head Coach: Jackie Carson
Alma Mater: Furman, 2000
Record at School: 0-0 (First Year)
Career Record: 0-0 (First Year)
Assistants: Julia Huddleston, LaCheryl Smith, Garry Horton

OKLAHOMA SOONERS

soonersports.com



Sherri Coale
Head Coach



Danielle Robinson
Guard || Senior



TEAM INFORMATION

2009-10 Record: 27-11
Conference Record/Finish: 11-5/T2nd
Postseason: NCAA National Semifinal
Final Ranking: 2 (USAToday)/12 (AP)
Letterwinners Ret./Lost: 8/3
Starters Ret./Lost: 3/3

SERIES INFORMATION

Series Record: Oklahoma leads 9-6
Last Meeting: 2009-10, Oklahoma W, 87-86 (OT)

MEDIA RELATIONS

Basketball Contact: Jared Thompson
Office: 405-325-8231
Cell: Not available
Email: jaredthompson@ou.edu
Fax: 405-325-7623

FURMAN PALADINS

furmanpaladins.com



Jackie Carson
Head Coach



Lakyn Ledford
Center || Sophomore



TEAM INFORMATION

2009-10 Record: 7-24
Conference Record/Finish: 4-16/10th
Postseason: None
Final Ranking: Not Ranked
Letterwinners Ret./Lost: 7/4
Starters Ret./Lost: 2/3

SERIES INFORMATION

Series Record: First Meeting
Last Meeting: First Meeting

MEDIA RELATIONS

Basketball Contact: Hunter Reid
Office: 864-294-2061
Cell: 864-567-1663
Email: hunter.reid@furman.edu
Fax: Not available



SEC - THE STANDARD OF EXCELLENCE

The Nation's Premier Women's Basketball Conference

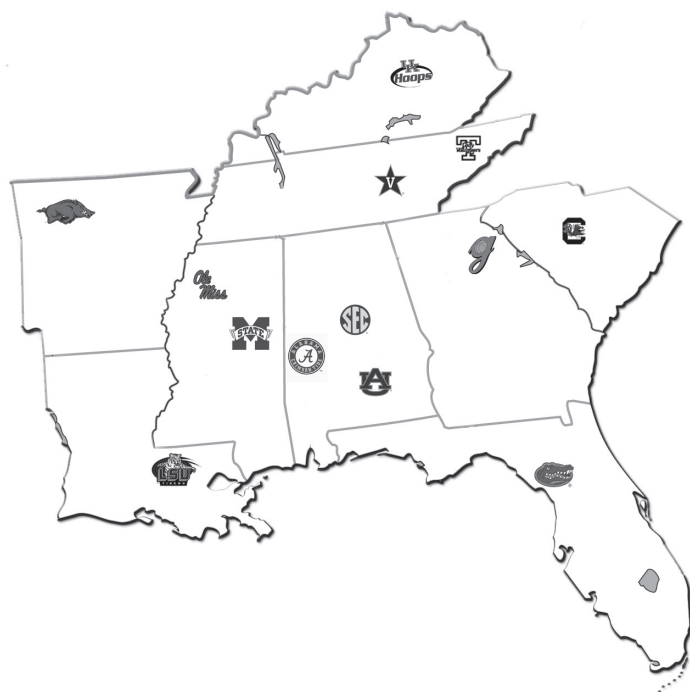
With eight national championships, 10 runner-up finishes, a nation-leading 34 Final Four appearances and 96 first-team All-America honors, the Southeastern Conference stands firmly as the nation's premier intercollegiate women's basketball conference.

SEC By The Numbers

- The SEC has posted impressive non-conference records in the last decade. The SEC compiled a 121-45 (.729) non-conference record during the 2009-10 season.
- Since the 1990 season, the SEC has compiled a 2774-844 (.767) record against other conferences. The league has recorded 150+ wins during eight seasons and has never recorded a non-conference winning percentage below .723.



- SEC teams have earned appearances in 25 of 29 NCAA Final Fours, an accomplishment unmatched by any other league.
- Overall, SEC squads have filled 34 of the 116 Final Four berths, including having two Final Four teams in 1988 (Auburn, Tennessee), 1989 (Auburn, Tennessee), 1995 (Georgia, Tennessee), 1996 (Georgia, Tennessee), 1998 (Arkansas, Tennessee), 2004 (LSU, Tennessee), 2005 (LSU, Tennessee), 2007 (LSU, Tennessee) and 2008 (LSU, Tennessee).
- SEC teams have made 18 appearances in a nation-high 16 NCAA Championship games, winning eight NCAA Championships (Tennessee: 1987, 1989, 1991, 1996, 1997, 1998, 2007 and 2008).
- The league also had the distinction of providing both national finalists twice in its history in 1996 (Tennessee 83, Georgia 65) and in 1989 (Tennessee 76, Auburn 60).
- SEC teams have won 329 NCAA Tournament games against 168 losses (.662) for an average of 11.3 NCAA wins per year.
- In addition, all 12 current members have appeared in the NCAA Tournament.
- The SEC has paced the pack in NCAA tournament bids 21 times in its 29-year history.
- The SEC was the first league to ever have eight teams invited to the NCAA Tournament, doing so in 1999 and 2002.
- The SEC was also the first league to ever have seven teams invited to the NCAA Tournament and earned this honor a leading seven times (1986, 1991, 1995, 1996, 1997, 2003, 2004).
- The SEC is one of a handful of leagues to have won three national tournament titles with eight NCAA, two WNIT and three NWIT. Along with the eight NCAA championships won by Tennessee, Arkansas (1999) and Auburn (2003) captured the current Women's NIT titles. But the first-ever SEC national title belongs to Georgia, winners of the 1981 NWIT which predates the current NCAA tournament. LSU (1985) and Kentucky (1990) each won NWIT titles. Both Arkansas (1987) and South Carolina (1979) won the WNIT as members of their previous conferences.
- In 2003, Auburn won the WNIT title with wins over South Alabama, Florida State, Richmond, Creighton and Baylor. In 1999, the Arkansas Lady Razorbacks defeated Wisconsin 76-64 to claim the SEC's first WNIT championship.
- In 1981, Georgia defeated Pittsburg, California and Arizona State (in OT) to capture the NWIT Championship, the first-ever national championship of any kind for the SEC in women's basketball.



Individual Honors

- The SEC has had 57 student-athletes named as a First-Team All-America selection. Those 57 have been named a total of 84 times since the 1982-83 season (first year of SEC sponsorship).
- All-Americans were first named in women's basketball in 1975. Since that time, league schools have had 65 players named first-team a total of 96 times.
- The league has had six Honda Sports Awards winners in Katrina McClain, Georgia (1987); Bridgette Gordon, Tennessee (1989); Chamique Holdsclaw, Tennessee (1997 and 1998); and Candace Parker, Tennessee (2007 and 2008).
- Tennessee's Chamique Holdsclaw was named the winner of the Honda-Broderick Cup, as the Collegiate Woman Athlete of the Year, in 1998.
- Seven Naismith Player of the Year winners have come from the SEC. They include Saudia Roundtree, Georgia (1996), Chamique Holdsclaw, Tennessee (1998 and 1999), Tamika Catchings, Tennessee (2000), Seimone Augustus, LSU (2005 and 2006) and Candace Parker, Tennessee (2008).
- SEC teams have provided 131 All-Region performers, including 28 Most Outstanding Players.
- Over the past 29-years, 38 Final Four All-Tournament Team members have come from SEC schools.
- In 1996, the entire all-tournament team was made up of SEC players.
- Nine NCAA Post-Graduate Scholarship winners and 27 Academic All-Americans hail from the SEC.

NCAA Appearances
SEC 176
ACC 134
Big Ten 116
Big East 108
Pac-10 91
Big 12 84
Atlantic 10 69
Sun Belt 45
C-USA 44
MVC 38

NCAA Titles
SEC 8
Big East 8
ACC 2
Pac-10 2
Independents 1
Sun Belt 1
Big Ten 1
Big 12 1

NCAA Tournament Wins
SEC 329
ACC 191
Big East 179
Big Ten 139
Pac-10 122
Big 12 121
Sun Belt 65
Atlantic 10 55
Independents 32

Final Four Appearances
SEC 34
Big East 16
ACC 14
Pac-10 9
Sun Belt 8
Big Ten 8
Big 12 6
Independents 6
Colonial 1



THE SOUTHEASTERN CONFERENCE

YEAR BY YEAR IN THE NCAA

YEAR	NUMBER OF TEAMS	DRAW
1982	5* (AU, UG, UK, UM, UT)	32
1983	5 (AU, UG, UK, UM, UT)	36#
1984	5 (BAMA, UG, LSU, UM, UT)	32
1985	4 (AU, UG, UM, UT)	32
1986	7* (AU, UG, UK, LSU, UM, UT, VU)	40
1987	6 (AU, UG, LSU, UM, UT, VU)	40
1988	6* (BAMA, AU, UG, LSU, UM, UT)	40
1989	6* (AU, UG, LSU, UM, UT, VU)	48
1990	6* (AU, UG, LSU, UM, UT, VU)	48
1991	7* (AU, UG, UK, LSU, UM, UT, VU)	48
1992	4 (BAMA, UM, UT, VU)	48
1993	6 (BAMA, AU, UF, UG, UT, VU)	48
1994	6 (BAMA, AU, UF, UM, UT, VU)	64
1995	7 (UA, BAMA, UF, UG, UM, UT, VU)	64
1996	7 (BAMA, AU, UF, UG, UM, UT, VU)	64
1997	7 (BAMA, AU, UF, UG, LSU, UT, VU)	64
1998	6 (UA, BAMA, UF, UG, UT, VU)	64
1999	8 (AL, AU, UF, UG, UK, LSU, UT, MSU)	64
2000	6 (AU, UG, LSU, UT, MSU, VU)	64
2001	6 (Arkansas, UF, UG, LSU, UT, VU)	64
2002	8 (Arkansas, UF, UG, LSU, MSU, USC, UT, VU)	64
2003	7 (Arkansas, UG, LSU, MSU, USC, UT, VU)	64
2004	7 (AU, UF, UG, LSU, UM, UT, VU)	64
2005	5 (UG, LSU, UM, UT, VU)	64
2006	6 (UF, UG, UK, LSU, UT, VU)	64
2007	5 (UG, LSU, UM, UT, VU)	64
2008	5 (AU, UG, LSU, UT, VU)	64
2009	7 (AU, UF, UG, LSU, MSU, UT, VU)	64
2010	6 (UG, UK, LSU, MSU, UT, VU)	64

-- Years Arkansas was also in the NCAA from SWC
 ^ -- Years South Carolina was in the NCAA from Metro
 # -- 32 teams + 4 from play-in first-round games

REGULAR SEASON

YEAR	CHAMPION	SEC	OVERALL
1980	Tennessee	—	33-5
1981	Auburn	—	26-7
1982	Kentucky	—	24-8
1983	Georgia	4-4	27-7
1984	Georgia	7-1	30-3
1985	Tennessee	4-4	22-10
1986	Georgia	9-0	30-2
1987	Auburn	8-1	31-2
1988	Auburn	9-0	32-3
1989	Auburn	9-0	32-3
1990	Tennessee	8-1	27-6
1991	Georgia	9-0	28-4
1992	Mississippi	11-0	29-3
1993	Tennessee	11-0	29-3
1994	Tennessee	11-0	31-2
1995	Tennessee	11-0	34-3
1996	Georgia	10-1	28-5
1997	Georgia	11-1	25-6
1998	Tennessee	14-0	39-0
1999	Tennessee	13-1	31-3
2000	Georgia	13-1	32-4
2001	Tennessee	14-0	31-3
2002	Tennessee	13-1	29-5
2003	Tennessee	14-0	33-1
2004	Tennessee	14-0	30-3
2005	LSU	14-0	33-3
2006	LSU	13-1	31-4
2007	Tennessee	14-0	34-3
2008	LSU	14-0	31-6
2009	Auburn	12-2	30-4
2010	Tennessee	15-1	32-3

(From 1980 to 1985, the SEC champion was the winner of the SEC tournament. Since 1986, the SEC champion has been determined by a round-robin schedule.)

TOURNAMENT CHAMPIONS


YEAR	CHAMPION (RUNNER-UP)
1986	Georgia (LSU)
1987	Auburn (Georgia)
1988	Tennessee (Auburn)
1989	Tennessee (Auburn)
1990	Auburn (Tennessee)
1991	LSU (Tennessee)
1992	Tennessee (Georgia)
1993	Vanderbilt (Georgia)
1994	Tennessee (Vanderbilt)
1995	Vanderbilt (Tennessee)
1996	Tennessee (Alabama)
1997	Auburn (Florida)
1998	Tennessee (Alabama)
1999	Tennessee (Georgia)
2000	Tennessee (Miss. State)
2001	Georgia (Vanderbilt)
2002	Vanderbilt (LSU)
2003	LSU (Tennessee)
2004	Vanderbilt (Georgia)
2005	Tennessee (LSU)
2006	Tennessee (LSU)
2007	Vanderbilt (LSU)

SEC In The Pros

- The Southeastern Conference had 27 former SEC student-athletes make 2010 WNBA opening day rosters.
- In this year's WNBA draft, a total of six SEC women's basketball players were taken.
- Since the inaugural WNBA draft in 1997, the SEC has had 110 former players drafted for the professional league.

SEC In USA Basketball

- SEC schools have produced 35 Olympians since 1976, with 31 coming since the SEC began sponsoring women's basketball.
- In addition, 49 players have been part of a Women's National Team and 30 have been on a Women's World Championship Team roster.
- While at an SEC school, eleven head coaches have been named to coach, as an assistant or head coach, for USA Basketball teams.



Mike Slive
Commissioner



Tammy Wilson
Assoc. Director
of Media Relations

Dominance In the Polls

- Since the SEC began to sponsor women's basketball in 1982, it has failed only three times to place at least four members in each of the final polls (the USA Today/ESPN poll began in 1986).
- Last season, the SEC had four in the final AP poll and six in the final coaches poll.
- In terms of rankings, the SEC has the richest history of any conference in the nation, boasting more poll appearances than any other.
- Since the 1982 season, SEC teams have been ranked 514 consecutive weeks in the AP Poll.
- League teams have been ranked 2,593 times, including 1,283 Top 10 appearances and 726 Top 5 appearances.
- SEC teams can also boost of 136 No. 1 rankings in the AP Poll.
- The league has had the top three teams in the AP Poll twice. In week three in 2005 and in week eight in 1989.
- A nation-leading eight SEC teams were ranked at one point in the AP and CNN/USA Today Top 25 polls during the 1995-96 season. The league mirrored that feat during the 1996-97 season.

SEC HEADQUARTERS

Almost 43 years after moving to Birmingham from Jackson, Miss., The SEC moved into its current headquarters on October 15, 1991. The building is now named for Roy F. Kramer, the SEC's sixth commissioner who retired in July 2002.

During his tenure as the league's commissioner, the SEC won 85 national championships and distributed more than \$654 million in revenue back to its member institutions.

The 30,000 square-foot building was provided by the city of Birmingham. It was designed to house the SEC staff and accommodate the needs of the various committees, coaches and administrative groups that meet on a regular basis. From its headquarters, the SEC office certifies the eligibility of all student-athletes, manages championship events, enhances academic opportunities for student-athletes, monitors NCAA and SEC compliance, coordinates officiating assignments, negotiates television contracts, distributes conference revenue, cultivates corporate sponsorships and coordinates media and public relations efforts.

In 2005, a state-of-the-art video command center was built inside the headquarters and named for the late Brad Davis, the SEC Associate Commissioner who was responsible for its development. Davis passed away on March 2, 2006.

The building also features a rotunda that highlights school banners, championship pedestals and two galleries displaying the member institutions.

Former SEC Headquarters

Standard Life Building (1940-1948), Jackson, MS
 Redmont Hotel (1948-67), Birmingham, AL
 Central Bank Building (1967-88) Birmingham, AL
 Riverchase Galleria Tower (1988-1991) Birmingham, AL

OPPONENTS - CONFERENCE

Sunday, Jan. 16 | 2 p.m. | Coleman Coliseum
Sunday, Feb. 27 | 2 p.m. | Bud Walton Arena

GENERAL INFORMATION

Location: Tuscaloosa, Ala.
Enrollment: 28,807
Nickname: Crimson Tide
Founded: April 12, 1831
Colors: Crimson and White
Conference: Southeastern
Arena: Coleman Coliseum (15,316)
Press Row Phone: 205-458-6084
President: Dr. Robert E. Witt
Athletics Director: Mal Moore

COACHING STAFF

Head Coach: Wendell Hudson
Alma Mater: Alabama, 1973
Record at School: 25-35 (2)
Career Record: 25-35 (2)
Assistants: Ty Evans, Leah Drury, Robert Mosley

TEAM INFORMATION

2009-10 Record: 12-17
Conference Record/Finish: 4-12/t11th
Postseason: None
Final Ranking: Not Ranked
Letterwinners Ret./Lost: 8/4
Starters Ret./Lost: 4/1

ALABAMA CRIMSON TIDE



Wendell Hudson
Head Coach



Ericka Russell
Guard | Junior



SERIES INFORMATION

Series Record: Arkansas leads 14-13
Last Meeting: Alabama W, 69-58

MEDIA RELATIONS

Basketball Contact: Jessica Pare
Office: 205-348-3673
Cell: 205-394-5985
Email: jpare@ia.ua.edu
Fax: 205-348-8841

RollTide.com

2009-10 RESULTS

11/13	vs Tennessee Tech	W, 73-68
11/14	at TAMU-CC	LOT, 90-96
11/17	Jackson State	W, 79-39
11/21	at Belmont	LOT, 67-69
11/24	SE Louisiana	W, 68-55
11/28	vs CS Bakersfield	W, 87-79
11/29	vs Illinois	L, 55-64
12/04	at Alabama State	L, 67-72
12/06	NW State	W, 61-56
12/14	at UCF	W, 64-62
12/16	at Florida A&M	L, 52-61
12/21	Presbyterian	W, 71-38
12/30	Southern Miss	W, 87-61
01/03	Georgia	L, 44-52
01/06	at Ole Miss	L, 56-70
01/10	South Carolina	L, 68-80
01/14	at Auburn	L, 62-74
01/17	at Kentucky	L, 63-88
01/21	Florida	W, 82-58
01/24	Arkansas	LOT, 62-66
01/28	at Vanderbilt	L, 61-70
01/31	LSU	L, 41-78
02/04	at Miss State	L, 44-77
02/07	Auburn	W, 55-53
02/14	at Georgia	L, 47-76
02/18	Tennessee	L, 67-74
02/21	at Arkansas	W, 69-58
02/25	Miss State	L, 47-71
02/28	at Florida	W, 66-61
03/04	vs Georgia	L, 66-73

2010-11 SCHEDULE

11/06	vs. Alabama-Huntsville
11/12	vs. Tennessee State
11/14	vs. Central Arkansas
11/17	vs. North Carolina State
11/19	at Georgia Southern
11/23	vs. Mcneese State
11/25-27	Junkanoo Jam
12/01	vs. Alabama State
12/04	vs. Arkansas - Pine Bluff
12/12	at Kansas
12/18	vs. Belmont
12/20	vs. Alabama A&M
12/28	at Southern Miss
01/02	vs. Auburn
01/06	at Tennessee
01/09	at LSU
01/13	vs. Vanderbilt
01/16	vs. Arkansas
01/20	vs. Georgia
01/23	at South Carolina
01/27	at Florida
01/30	vs. Kentucky
02/03	at Miss State
02/06	at Georgia
02/13	vs. Florida
02/17	at Auburn
02/20	vs. Ole Miss
02/24	vs. Miss State
02/27	at Arkansas

AUBURN TIGERS

Sunday, Feb. 13 | 4 p.m. | Bud Walton Arena

GENERAL INFORMATION

Location: Auburn, Ala.
Enrollment: 24,602
Nickname: Tigers
Founded: Oct. 1, 1856
Colors: Burnt Orange and Navy Blue
Conference: Southeastern
Arena: Auburn Arena
Press Row Phone: 334-844-1933/1935
President: Dr. Jay Gogue
Athletics Director: Jay Jacobs

COACHING STAFF

Head Coach: Nell Fortner
Alma Mater: Texas, 1982
Record at School: 133-84 (7)
Career Record: 116-73 (6)
Assistants: Kerry Cremeans, Mark Simons, Carla McGhee

TEAM INFORMATION

2009-10 Record: 15-16
Conference Record/Finish: 5-11/10th
Postseason: None
Final Ranking: Not Ranked
Letterwinners Ret./Lost: 9/2
Starters Ret./Lost: 4/1



Nell Fortner
Head Coach



Ali Smalley
Guard | Senior



SERIES INFORMATION

Series Record: Auburn leads 17-10
Last Meeting: Arkansas won, 73-58

MEDIA RELATIONS

Basketball Contact: Matt Crouch
Office: 334-844-9709
Cell: 334-740-4109
Email: mcrouch@auburn.edu
Fax: 334-844-9807

2009-10 RESULTS

11/08	vs. Georgia Coll. & St. W	73-50
11/13	vs. Troy	W, 70-65
11/17	at Temple	L, 66-52
11/19	vs. Alabama A&M	W, 83-56
11/22	vs. Texas A&M	L, 79-59
11/24	vs. Georgia Southern	W, 62-56
11/27	at Florida State	L, 82-67
11/28	vs. Florida A&M	W, 69-45
12/01	at NC A&T	W, 76-63
12/05	vs. George Wash.	W, 62-43
12/15	vs. Liberty	W, 70-64
12/20	at South Alabama	W, 71-50
12/28	vs. Valparaiso	W, 51-50
12/30	at San Diego State	L, 66-55
01/03	vs. Miss State	L, 73-58
01/07	at Florida	L, 71-68 (2OT)
01/10	at LSU	W, 64-62
01/14	vs. Alabama	W, 74-62
01/17	at South Carolina	L, 63-49
01/21	vs. Vanderbilt	L, 61-60
01/24	at Kentucky	L, 68-50
01/28	at Tennessee	L, 85-56
01/31	vs. Georgia	W, 67-53
02/04	vs. South Carolina	L, 61-58
02/07	at Alabama	L, 55-53
02/11	vs. Arkansas	L, 73-58
02/14	vs. LSU	L, 75-51
02/21	at Miss State	W, 50-36
02/25	at Mississippi	L, 65-61
02/28	vs. Kentucky	W, 65-53
03/04	vs. Florida	W, 74-61
03/05	vs. Kentucky	L, 65-54

2010-11 SCHEDULE

11/12	vs. Mercer
11/15	vs. Florida State
11/18	vs. Duke
11/22	at South Florida
11/26	vs. Sacred Heart
11/27	vs. Boston College or Seton Hall
12/02	vs. South Alabama
12/04	vs. Temple
12/15	at George Washington
12/18	vs. Purdue
12/21	at Chicago State
12/28	vs. Alabama A&M
12/30	vs. Jacksonville State
01/02	at Alabama
01/06	vs. Florida
01/09	at Vanderbilt
01/13	vs. Ole Miss
01/16	vs. LSU
01/20	at Miss State
01/23	vs. Tennessee
01/30	vs. South Carolina
02/03	at Kentucky
02/06	vs. Miss State
02/11	at LSU
02/13	at Arkansas
02/17	vs. Alabama
02/20	at South Carolina
02/24	at Georgia
02/27	vs. Kentucky

AuburnTigers.com

OPPONENTS - CONFERENCE

GatorZone.com

Sunday, Jan. 2 | Noon | O'Connell Center

GENERAL INFORMATION

Location: Gainesville, Fla.
Enrollment: 49,679
Nickname: Gators
Founded: 1853
Colors: Orange and Blue
Conference: Southeastern
Arena: O'Connell Center (12,000)
Press Row Phone: 352-375-1801
President: Dr. J. Bernard Machen
Athletics Director: Jeremy Foley

COACHING STAFF

Head Coach: Amanda Butler
Alma Mater: Florida, 1995
Record at School: 58-39 (3)
Career Record: 98-61 (5)
Assistants: Brenda Mock Kirkpatrick, David Lowery, Murriel Page

TEAM INFORMATION

2009-10 Record: 15-17
Conference Record/Finish: 7-9/T7th
Postseason: WNIT Second Round
Final Ranking: Not Ranked
Letterwinners Ret./Lost: 6/8
Starters Ret./Lost: 2/3


FLORIDA GATORS



Amanda Butler
Head Coach



Azania Stewart
Center | Junior



SERIES INFORMATION

Series Record: Florida leads 18-7
Last Meeting: Florida won 59-53

MEDIA RELATIONS

Basketball Contact: Kathy Cafazzo
Office: 352-375-4683, ext. 6133
Cell: N/A
Email: kathycaf@gators.ufl.edu
Fax: 352-375-1801

2009-10 RESULTS

11/14	Stetson	W, 85-63
11/17	Florida State STATE	L, 62-66
11/20	Pittsburgh	L, 58-81
11/24	UAB	W, 75-39
11/27	vs St. John's	L, 47-61
11/29	at Florida Int.	W, 71-60
12/1	Florida A&M	L, 71-72
12/7	at Rutgers	L, 38-51
12/11	at Old Dominion	W, 81-67
12/20	Southern	W, 62-35
12/21	High Point	L, 68-75
12/28	Ohio	W, 59-47
12/30	Jacksonville	W, 80-54
1/3	at Arkansas	W, 59-53
1/7	Auburn	W, 71-68 (2OT)
1/10	at #8/8 Georgia	L, 52-61
1/14	#4/4 Tennessee	L, 64-66
1/17	at Mississippi State	W, 55-52
1/21	at Alabama	L, 58-82
1/24	South Carolina	W, 59-56
1/31	at Ole Miss	W, 67-64
2/4	#22 Vanderbilt	L, 58-66
2/7	Miss State	W, 80-78 (2OT)
2/11	#23 LSU	L, 30-70
2/14	at #5/5 Tennessee	L, 44-83
2/18	at #16/16 Kentucky	L, 51-77
2/21	#20/20 Georgia	W, 64-57
2/24	at #22 Vanderbilt	L, 60-71
2/28	Alabama	L, 61-66
3/4	Auburn	L, 61-74
3/18	South Florida	W, 61-54
3/21	Miami	L, 64-77

2010-11 SCHEDULE

Nov. 13	UCF
N. 14-15	WNIT Second Round
N. 17-18	WNIT Semifinals
N. 19-20	WNIT Consolation
Nov. 21	WNIT Championship Game
Nov. 23	North Florida
N. 26-27	Univ. of Maine Tournament
Nov. 30	Old Dominion
Dec. 4-5	Brown BEAR Classic
Dec. 7	Harvard
Dec. 10	at Hampton
Dec. 20	Alabama State
Dec. 28	at Florida State
Jan. 2	Arkansas
Jan. 6	at Auburn
Jan. 9	at South Carolina
Jan. 13	Tennessee
Jan. 16	at Georgia
Jan. 20	Kentucky
Jan. 23	at LSU
Jan. 27	Alabama
Jan. 30	at Mississippi State
Feb. 3	Ole Miss
Feb. 6	Vanderbilt
Feb. 10	at Tennessee
Feb. 13	at Alabama
Feb. 20	Mississippi State
Feb. 24	at Vanderbilt
Feb. 27	Georgia

GEORGIA BULLDOGS

GeorgiaDogs.com

Thursday, Jan. 13 | 8 p.m. | Bud Walton Arena
Thursday, Feb. 3 | 6 p.m. | Stegeman Coliseum

GENERAL INFORMATION

Location: Athens, Ga.
Enrollment: 34,180
Nickname: Lady Bulldogs
Founded: 1785
Colors: Red and Black
Conference: Southeastern
Arena: Stegeman Coliseum (10,523)
Press Row Phone: 706-542-8052
President: Dr. Michael F. Adams
Athletics Director: Greg McGarity

COACHING STAFF

Head Coach: Andy Landers
Alma Mater: Tennessee Tech, 1974
Record at School: 750-248 (31)
Career Record: 832-269 (35)
Assistants: La'Keshia Frett, Kim Hairston, Cameron Newbauer

TEAM INFORMATION

2009-10 Record: 25-9
Conference Record/Finish: 9-7/T3rd
Postseason: NCAA Sweet 16 (2-1)
Final Ranking: 19 (USA Today)/23 (AP)
Letterwinners Ret./Lost: 8/3
Starters Ret./Lost: 3/2



Andy Landers
Head Coach



Porsha Phillips
Forward | Senior



SERIES INFORMATION

Series Record: Georgia leads 23-4
Last Meeting: Georgia won 69-48

MEDIA RELATIONS

Basketball Contact: Mike Mobley
Office: 706-542-1621
Cell: 706-548-0858
Email: mmobley@sports.uga.edu
Fax: 706-542-9339

2009-10 RESULTS

11/15	vs. Oklahoma	W, 62-51
11/19	at Chattanooga	W, 74-57
11/22	vs. Rutgers	W, 49-48
11/25	vs. Alabama State	W, 75-48
11/27	vs. Texas A&M CC	W, 77-58
11/28	at Southern Miss	W, 84-55
12/01	vs. UAB	W, 71-42
12/06	vs. Georgia Tech	W, 56-50
12/08	vs. Tennessee State	W, 71-50
12/20	vs. Virginia	W, 69-53
12/22	vs. Detroit	W, 66-42
12/28	at Clemson	W, 59-47
12/30	at Savannah State	W, 80-45
01/03	at Alabama	W, 52-44
01/07	vs. Kentucky	W, 61-60 (OT)
01/10	vs. Florida	W, 61-52
01/14	at Vanderbilt	L, 66-44
01/17	at Arkansas	W, 73-63
01/21	vs. Tennessee	W, 53-50
01/24	vs. Mississippi	L, 66-65
01/28	at Mississippi State	L, 74-66
01/31	at Auburn	L, 67-53
02/04	vs. LSU	W, 49-46 (OT)
02/07	vs. South Carolina	L, 52-42
02/11	at Kentucky	L, 64-48
02/14	vs. Alabama	W, 76-47
02/21	at Florida	L, 64-57
02/25	at South Carolina	W, 65-49
02/28	vs. Arkansas	W, 69-48
03/04	vs. Alabama	W, 73-66
03/05	vs. Mississippi State	L, 67-52
03/20	vs. Tulane	W, 64-59
03/22	vs. Oklahoma State	W, 74-71 (OT)
03/27	vs. Stanford	

2010-11 SCHEDULE

11/14	vs. Georgia Southern
11/19	vs. Chattanooga
11/21	vs. Indiana
11/23	at USC
11/26	vs. Denver
11/27	TBD
12/01	vs. Southern Miss
12/05	at Georgia Tech
12/07	vs. Mercer
12/19	vs. High Point
12/22	at TCU
12/29	TBD
12/30	TBD
01/02	vs. South Carolina
01/09	at Kentucky
01/13	at Arkansas
01/16	vs. Florida
01/20	at Alabama
01/23	vs. Mississippi State
01/27	at South Carolina
01/30	at LSU
02/03	vs. Arkansas
02/06	vs. Alabama
02/10	vs. Vanderbilt
02/13	at Ole Miss
02/17	vs. Kentucky
02/21	at Tennessee
02/24	vs. Auburn
02/27	at Florida

OPPONENTS - CONFERENCE

KENTUCKY WILDCATS

UKAthletics.com

Thursday, Jan. 6 || 7 p.m. || Bud Walton Arena
Thursday, Feb. 24 || 6 p.m. || Memorial Coliseum

GENERAL INFORMATION

Location: Lexington, Ky.
Enrollment: 27,000
Nickname: Wildcats
Founded: 1865
Colors: Blue and White
Conference: Southeastern
Arena: Memorial Coliseum (8,500)
Press Row Phone: 859-323-5800
President: Dr. Lee T. Todd, Jr.
Athletics Director: Mitch Barnhart

COACHING STAFF

Head Coach: Matthew Mitchell
Alma Mater: Mississippi State, 1995
Record at School: 61-40 (3)
Career Record: 91-69 (5)
Assistants: Kyra Elzy, Matt Insell, Shalon Pillow

TEAM INFORMATION

2009-10 Record: 28-8
Conference Record/Finish: 11-5/2nd
Postseason: NCAA Elite Eight (3-1)
Final Ranking: T9 (USA Today)/19 (AP)
Letterwinners Ret./Lost: 3/2
Starters Ret./Lost: 4/1



Matthew Mitchell
Head Coach



Victoria Dunlap
Forward | Senior



SERIES INFORMATION

Series Record: Kentucky leads 14-12
Last Meeting: Kentucky won 71-57

MEDIA RELATIONS

Basketball Contact: Susan Lax
Office: 859-257-3838
Cell: Not available
Email: slax@uky.edu
Fax: Not available

2009-10 RESULTS

11/13 vs. Boston University W, 92-58
11/15 vs. Butler W, 87-66
11/17 at Morehead State W, 72-55
11/22 vs. UT Chattanooga W, 65-55
11/25 at UC Santa Barbara W, 68-54
11/28 vs. McNeese State W, 85-50
12/01 vs. Miami (OH) W, 107-53
12/04 at Cincinnati W, 68-57
12/13 vs. Florida A&M W, 91-39
12/20 vs. Louisville W, 101-67
12/22 vs. UT Martin W, 87-47
12/28 at MTSU L, 57-51
01/01 vs. MVSU W, 93-48
01/07 at Georgia L, 61-60 (OT)
01/10 vs. Vanderbilt W, 63-53
01/14 at South Carolina L, 79-71
01/17 vs. Alabama W, 88-63
01/21 vs. Arkansas W, 69-52
01/24 vs. Auburn W, 68-50
01/28 at LSU W, 72-61
01/31 at Mississippi State W, 69-59
02/04 vs. Ole Miss W, 80-66
02/07 at Arkansas W, 71-57
02/11 vs. Georgia W, 64-48
02/14 at Vanderbilt L, 68-55
02/18 vs. Florida W, 77-51
02/21 vs. South Carolina W, 71-50
02/25 at Tennessee L, 81-65
02/28 at Auburn L, 65-53
03/05 vs. Auburn W, 65-54
03/06 vs. Mississippi State W, 76-65
03/07 vs. Tennessee L, 70-62
03/20 vs. Liberty W, 83-77
03/22 vs. Michigan State W, 70-52
03/28 vs. Nebraska W, 76-67
03/30 vs. Oklahoma L, 88-68

2010-11 SCHEDULE

11/12 vs. Morehead State
11/14 at Miami (Oh)
11/21 vs. Notre Dame
11/26 vs. Murray State
11/27 Consolation/Championship at Louisville
12/05 vs. Tennessee Tech
12/07 at Tennessee-Chattanooga
12/11 vs. Alabama A&M
12/18 vs. Arkansas - Pine Bluff
12/21 vs. Middle Tennessee State
12/29 vs. Tennessee-Martin
12/30 at Duke
01/04 at Arkansas
01/09 vs. Georgia
01/13 vs. South Carolina
01/16 vs. Mississippi State
01/20 at Florida
01/23 vs. Vanderbilt
01/27 at Ole Miss
01/30 at Alabama
02/03 vs. Auburn
02/07 vs. Tennessee
02/10 at South Carolina
02/13 vs. LSU
02/17 at Georgia
02/20 at Vanderbilt
02/24 vs. Arkansas
02/27 at Auburn

LSU TIGERS

LSUSports.com

Thursday, Jan. 27 || 7 p.m. || PMAC
Sunday, Feb. 20 || 2 p.m. || Bud Walton Arena

GENERAL INFORMATION

Location: Baton Rouge, La.
Enrollment: 2,992
Nickname: Lady Tigers
Founded: 1860
Colors: Purple and Gold
Conference: Southeastern
Arena: Pete Maravich Assembly Center (13,472)
Press Row Phone: 225-578-8226
President: Dr. John V. Lombardi
Athletics Director: Joe Alleva

COACHING STAFF

Head Coach: Van Chancellor
Alma Mater: Mississippi State, 1965
Record at School: 71-27 (3)
Career Record: 510-181 (22)
Assistants: Bob Starkey, Travis Mays, Joni Crenshaw

TEAM INFORMATION

2009-10 Record: 21-10
Conference Record/Finish: 9-7/T3rd
Postseason: NCAA Second Round
Final Ranking: 25 (USA Today)
Letterwinners Ret./Lost: 11/1
Starters Ret./Lost: 4/1



Van Chancellor
Head Coach



LaSondra Barrett
Forward | Junior



SERIES INFORMATION

Series Record: LSU leads 27-8
Last Meeting: LSU won 70-53

MEDIA RELATIONS

Basketball Contact: Bill Martini
Office: 225-578-8204
Cell: 225-270-1665
Email: wmartini4@lsu.edu
Fax: 225-578-1861

2009-10 RESULTS

Nov. 10 Loyola (N.O.) W, 78-43
Nov. 15 Centenary W, 92-19
Nov. 18 #24 Middle Tennessee W, 61-40
Nov. 21 Houston W, 72-54
Nov. 22 Nicholls W, 86-49
Nov. 25 at Tulane W, 73-65 (OT)
Dec. 01 at Louisiana Tech W, 77-74
Dec. 13 New Orleans W, 57-33
Dec. 15 Houston Baptist W, 93-31
Dec. 16 North Carolina A&T W, 75-33
Dec. 20 at #20 Nebraska L, 63-77
Dec. 22 Southeastern Louisiana W, 72-27
Dec. 30 at #15 Xavier (Ohio) W, 56-47
Jan. 03 at South Carolina W, 70-58
Jan. 07 at Arkansas W, 65-38
Jan. 10 Auburn L, 62-64 (OT)
Jan. 17 at Ole Miss L, 71-80
Jan. 21 South Carolina W, 69-52
Jan. 24 #3 Tennessee L, 43-55
Jan. 28 Kentucky L, 62-71
Jan. 31 at Alabama W, 78-41
Feb. 04 at #14 Georgia L, 46-49 (OT)
Feb. 07 Ole Miss L, 101-102 (3 OT)
Feb. 11 at Florida W, 70-30
Feb. 14 at Auburn W, 75-51
Feb. 18 #25 Vanderbilt W, 55-39
Feb. 22 at #5 Tennessee L, 61-70
Feb. 25 Arkansas W, 70-53
Feb. 28 Mississippi St. W, 76-47
March 5 Vanderbilt L, 61-63
March 20 #25 Hartford W, 60-39
March 22 #6 Duke L, 52-60

2010-11 SCHEDULE

Nov. 8 Delta St.
Nov. 14 Northwestern
Nov. 17 Ohio St.
Nov. 19 Massachusetts
Nov. 20 Seton Hall
Nov. 23 Tulane
Nov. 26 Lehigh
Nov. 27 Howard
Nov. 28 Connecticut
Nov. 30 Nicholls
Dec. 14 Texas Southern
Dec. 16 Texas-San Antonio
Dec. 19 Louisiana Tech
Dec. 21 Prairie View A&M
Dec. 28 UCLA
Jan. 2 Tennessee
Jan. 6 South Carolina
Jan. 9 Alabama
Jan. 13 Mississippi St.
Jan. 16 Auburn
Jan. 20 Ole Miss
Jan. 23 Florida
Jan. 27 Arkansas
Jan. 30 Georgia
Jan. 31 Vanderbilt
Feb. 3 Ole Miss
Feb. 6 Auburn
Feb. 10 Kentucky
Feb. 13 Kentucky
Feb. 20 Arkansas
Feb. 24 South Carolina
Feb. 27 Tennessee

OPPONENTS - CONFERENCE

OLE MISS REBELS

OleMissSports.com

Sunday, Jan. 23 | 2 p.m. | Bud Walton Arena
Thursday, Feb. 17 | 7 p.m. | Tad Smith Coliseum

GENERAL INFORMATION

Location: Oxford, Miss.
Enrollment: 19,536
Nickname: Rebels
Founded: 1848
Colors: Red and Blue
Conference: Southeastern
Arena: Tad Smith Coliseum (9,061)
Press Row Phone:
Chancellor: Dr. Dan Jones
Athletics Director: Pete Boone

COACHING STAFF

Head Coach: Renee Ladner
Alma Mater: Ole Miss, 1981
Record at School: 48-46 (3)
Career Record: 48-46 (3)
Assistants: Marlene Stollings, Jocelyn McGilberry, Arminie Price

TEAM INFORMATION

2009-10 Record: 17-15
Conference Record/Finish: 7-9
Postseason: WNIT First Round
Final Ranking: Not Ranked
Letterwinners Ret./Lost: 5/6
Starters Ret./Lost: 1/4



Renee Ladner
Head Coach



Kayla Nelson
Guard | Senior



SERIES INFORMATION

Series Record: Ole Miss leads 21-9
Last Meeting: Arkansas won 67-59

MEDIA RELATIONS

Basketball Contact: Kristen Saibini
Office: 662-915-7896
Cell: 662-832-3332
Email: ksaibini@olemiss.edu
Fax: 662-915-7006

2009-10 RESULTS

11/27	San Jose State	W, 78-33
11/28	Florida Atlantic	W, 80-57
12/02	UALR	W, 70-51
12/06	Old Dominion	L, 66-75
12/13	Ohio State	L, 77-79
12/16	Texas	L, 58-64
12/18	Memphis	W, 73-72
12/20	Winstone-Salem St.	W, 101-46
12/29	Centenary	W, 87-38
01/03	Vanderbilt	L, 72-86
01/06	Alabama	W, 70-56
01/10	Arkansas	W, 86-71
01/17	LSU	W, 80-71
01/21	Mississippi State	W, 66-58
01/24	Georgia	W, 66-65
01/28	South Carolina	L, 50-64
01/31	Florida	L, 64-67
02/04	Kentucky	L, 66-80
02/07	LSU	W, 102-101 (3OT)
02/11	Tennessee	L, 58-61
02/14	Mississippi State	L, 54-73
02/18	Arkansas	L, 59-67
02/21	Vanderbilt	L, 59-68
02/25	Auburn	W, 65-61
02/28	Tennessee	L, 63-75
03/04	South Carolina	W, 64-63
03/05	Tennessee	L, 51-76
03/18	Samford	L, 65-66

2010-11 SCHEDULE

11/4	vs. University of West Georgia
11/12	vs. Sam Houston State
11/12	SEMO vs. Jackson State
11/13	Consolation / Championship
11/18	vs. Arizona
11/20	vs. Nicholls State
11/27	vs. Gonzaga
11/28	TBD
12/5	at South Alabama
12/11	vs. Southeastern Louisiana
12/15	vs. Mississippi Valley State
12/18	at Central Michigan
12/21	vs. Miami (Fla.)
12/30	at St. Peter's
01/2	vs. Vanderbilt
01/6	OPEN
01/9	at Tennessee
01/13	at Auburn
01/16	vs. South Carolina
01/20	at LSU
01/23	at Arkansas
01/27	vs. Kentucky
01/30	at Vanderbilt
02/3	at Florida
02/6	vs. LSU
02/10	vs. Mississippi State
02/13	vs. Georgia
02/17	vs. Arkansas
02/20	at Alabama
02/24	vs. Tennessee
02/27	at Mississippi State

MISSISSIPPI STATE BULLDOGS

MStateAthletics.com

Sunday, Jan. 9 | 3:30 p.m. | Humphrey Coliseum

GENERAL INFORMATION

Location: St.arks, Miss.
Enrollment: 19,600
Nickname: Lady Bulldogs
Founded: Feb. 28, 1878
Colors: Maroon and White
Conference: Southeastern
Arena: Humphrey Coliseum (10,500)
Press Row Phone: 662-325-3776
President: Dr. Mark Keenum
Athletics Director: Scott Stricklin

COACHING STAFF

Head Coach: Sharon Fanning-Otis
Alma Mater: Chattanooga, 1975
Record at School: 254-199 (15)
Career Record: 581-487 (34)
Assistants: Greg Franklin, Franqua Bedell, Wanika Owsley

TEAM INFORMATION

2009-10 Record: 21-13
Conference Record/Finish: 9-7
Postseason: NCAA Sweet 16
Final Ranking: 21 (USA Today)
Letterwinners Ret./Lost: 4/8
Starters Ret./Lost: 1/4



Sharon Fanning
Head Coach



Mary Kathryn Govero
Guard | Senior



SERIES INFORMATION

Series Record: Arkansas leads 15-12
Last Meeting: Miss State won 78-60

MEDIA RELATIONS

Basketball Contact: Jay Middleton
Office: 662-325-0972
Cell: 662-418-9139
Email: jmiddleton@athletics.mstate.edu
Fax: 662-325-2563

2009-10 RESULTS

Nov. 13	Arkansas-Pine Bluff	W, 106-48
Nov. 15	East Tenn. State	W, 80-50
Nov. 18	Utah Valley	W, 81-35
Nov. 22	Maryland	W, 84-55
Nov. 26	Texas	L, 55-73
Nov. 27	Rutgers	L, 54-62
Nov. 28	Southern Cal	L, 60-64
Dec. 2	Southern Miss	W, 85-52
Dec. 12	Louisiana Tech	W, 72-68
Dec. 14	Samford	W, 80-41
Dec. 16	Miss Valley State	W, 88-53
Dec. 20	Xavier	L, 60-81
Dec. 30	Alcorn State	W, 108-67
Jan. 3	Auburn	W, 73-58
Jan. 7	Vanderbilt	W, 90-76
Jan. 10	Tennessee	L, 48-75
Jan. 14	Arkansas	W, 78-60
Jan. 17	Florida	L, 52-55
Jan. 21	Ole Miss	L, 58-66
Jan. 24	Vanderbilt	W, 65-56
Jan. 28	Georgia	W, 74-66
Jan. 31	Kentucky	L, 59-69
Feb. 4	Alabama	W, 77-44
Feb. 7	Florida	L, 78-80 (2OT)
Feb. 11	South Carolina	W, 55-53
Feb. 14	Ole Miss	W, 73-54
Feb. 21	Auburn	L, 36-50
Feb. 25	Alabama	W, 71-47
Feb. 28	LSU	L, 47-76
March 5	Georgia	W, 67-52
March 6	Kentucky	L, 65-76
March 21	MTSU	W, 68-64
March 23	Ohio State	W, 87-67
March 28	Florida State	L, 71-74

2010-11 SCHEDULE

Nov. 7	Montevallo (Exh.)
Nov. 12	South Carolina Upstate
Nov. 16	at Tulane
Nov. 23	at South Alabama
Nov. 28	Arkansas Pine Bluff
Dec. 1	Louisiana Tech
Dec. 4	North Texas
Dec. 11	Utah
Dec. 15	at Southern Miss
Dec. 17	at Xavier
Dec. 20	Mississippi Valley State
Dec. 29	vs. Buffalo
Dec. 30	vs. Lehigh/Rider
Jan. 6	at Vanderbilt
Jan. 9	Arkansas
Jan. 13	LSU
Jan. 16	at Kentucky
Jan. 20	Auburn
Jan. 23	at Georgia
Jan. 27	at Tennessee
Jan. 30	Florida
Feb. 3	Alabama
Feb. 6	at Auburn
Feb. 10	at Ole Miss
Feb. 13	South Carolina
Feb. 17	Vanderbilt
Feb. 20	at Florida
Feb. 24	at Alabama
Feb. 27	Ole Miss

OPPONENTS - CONFERENCE

SOUTH CAROLINA GAMECOCKS

GamecocksOnline.com

Sunday, Feb. 6 | 3 p.m. | Bud Walton Arena

GENERAL INFORMATION

Location: Columbia, S.C.
Enrollment: 28,481
Nickname: Gamecocks
Founded: 1801
Colors: Garnet and Black
Conference: Southeastern
Arena: Colonial Life Arena (18,000)
Press Row Phone: 803-777-6182
President: Dr. Harris Pastides
Athletics Director: Eric Hyman

COACHING STAFF

Head Coach: Dawn Staley
Alma Mater: Virginia, 1992
Record at School: 24-33 (2)
Career Record: 106-113 (10)
Assistants: Lisa Boyer, Mikki McCray, Darius Taylor

TEAM INFORMATION

2009-10 Record: 14-15
Conference Record/Finish: 7-9(7th)
Postseason: None
Final Ranking: Not Ranked
Letterwinners Ret./Lost: 9/2
Starters Ret./Lost: 4/1



Dawn Staley
Head Coach



La'Keisha Sutton
Head Coach



SERIES INFORMATION

Series Record: Arkansas leads 16-7
Last Meeting: Arkansas won 72-68

MEDIA RELATIONS

Basketball Contact: Diana Koval
Office: 803-777-7977
Cell: 314-369-6050
Email: dkoval@mailbox.sc.edu
Fax: 803-777-2967

2009-10 RESULTS

11/16	at Charlotte	W, 70-66 (OT)
11/19	at Clemson	L, 94-92 (2OT)
11/22	vs. Penn State	W, 63-56
11/26	vs. Oklahoma	L, 75-67
11/27	vs. Notre Dame	L, 78-55
11/28	vs. San Diego State	W, 58-55
12/2	vs. High Point	W, 70-52
12/13	vs. NC State	W, 74-71
12/17	vs. Wake Forest	W, 62-52
12/20	vs. North Carolina	L, 93-85
12/28	vs. Boston University	L, 68-67
12/29	vs. Brown	W, 73-46
01/3	vs. LSU	L, 70-58
01/7	at Tennessee	L, 79-62
01/10	at Alabama	W, 80-68
01/14	vs. Kentucky	W, 79-71
01/17	vs. Auburn	W, 63-49
01/21	at LSU	L, 69-52
01/24	at Florida	L, 59-56
01/28	vs. Mississippi	W, 64-50
01/31	vs. Tennessee	L, 60-55
02/4	at Auburn	W, 61-58
02/7	at Georgia	W, 52-42
02/11	vs. Mississippi State	L, 55-53
02/14	vs. Arkansas	L, 72-68
02/21	at Kentucky	L, 71-50
02/25	vs. Georgia	L, 65-49
02/28	at Vanderbilt	W, 73-70
03/4	vs. Mississippi	L, 64-63

2010-11 SCHEDULE

Nov. 12	Xavier
Nov. 15	Illinois
Nov. 18	Clemson
Nov. 21	at Penn State
Nov. 26	at Stanford
Nov. 28	at UC Davis
Dec. 1	Charleston Southern
Dec. 5	Savannah State
Dec. 12	NC State
Dec. 19	vs. North Carolina
Dec. 21	Butler
Dec. 28	Presbyterian
Dec. 30	South Carolina State
Jan. 2	at Georgia
Jan. 6	LSU
Jan. 9	Florida
Jan. 13	at Kentucky
Jan. 16	at Mississippi
Jan. 20	Tennessee
Jan. 23	Alabama
Jan. 27	Georgia
Jan. 30	at Auburn
Feb. 6	at Arkansas
Feb. 10	Kentucky
Feb. 13	at Mississippi State
Feb. 17	at Tennessee
Feb. 20	Auburn
Feb. 24	at LSU
Feb. 27	Vanderbilt

Sunday, Jan. 30 | 1 p.m. | Bud Walton Arena

GENERAL INFORMATION

Location: Knoxville, Tenn.
Enrollment: 27,101
Nickname: Lady Volunteers
Founded: 1794
Colors: Orange and White
Conference: Southeastern
Arena: Thompson-Boling Assembly Center and Arena (21,678)
Press Row Phone: 865-974-0110
Chancellor: Dr. Jimmy Cheek
Athletics Director: Joan Cronan

COACHING STAFF

Head Coach: Pat Summitt
Alma Mater: UT-Martin
Record at School: 1037-196 (36)
Career Record: 1037-196 (36)
Assistants: Holly Warlick, Mickie DeMoss, Dean Lockwood

TEAM INFORMATION

2009-10 Record: 32-3
Conference Record/Finish: 15-1(1st)
Postseason: NCAA Sweet 16
Final Ranking: 8 (USA Today)/3 (AP)
Letterwinners Ret./Lost: 11/0
Starters Ret./Lost: 5/0

TENNESSEE LADY VOLS

UTLadyVols.com



Patt Summitt
Head Coach



Shekinna Stricklen
Guard | Junior



SERIES INFORMATION

Series Record: Tennessee leads 21-1
Last Meeting: Tennessee won 74-57

MEDIA RELATIONS

Basketball Contact: Debby Jennings
Office: 865-974-1212
Cell: Not available
Email: djennings@utk.edu
Fax: 865-974-8875

2009-10 RESULTS

11/15	vs. Baylor	W, 74-65
11/17	vs. Texas Tech	W, 91-53
11/22	at Virginia	W, 77-63
11/25	at MTSU	W, 69-52
11/28	vs. UCLA	W, 61-47
12/1	vs. G. Washington	W, 93-53
12/6	vs. Texas	W, 78-58
12/13	vs. Rutgers	W, 68-54
12/16	vs. Louisville	W, 86-56
12/19	at Stanford	L, 67-52
12/22	at San Francisco	W, 89-34
12/30	vs. Old Dominion	W, 102-62
01/3	vs. Oklahoma	W, 96-75
01/7	vs. South Carolina	W, 79-62
01/10	at Mississippi State	W, 75-48
01/14	at Florida	W, 66-64
01/17	vs. Vanderbilt	W, 64-57
01/21	at Georgia	L, 53-50
01/24	at LSU	W, 55-43
01/28	vs. Auburn	W, 85-56
01/31	at South Carolina	W, 60-55
02/04	vs. Arkansas	W, 74-57
02/08	at Vanderbilt	W, 69-60
02/11	at Mississippi	W, 61-58
02/18	at Alabama	W, 74-67
02/22	vs. LSU	W, 70-61
02/25	vs. Kentucky	W, 81-65
02/28	vs. Mississippi	W, 75-63
03/5	vs. Ole Miss	W, 76-51
03/6	vs. Vanderbilt	W, 68-49
03/20	vs. Austin Peay	W, 75-42
03/22	vs. Dayton	W, 92-64
03/27	vs. Baylor	L, 77-62

2010-11 SCHEDULE

11/07	vs. Union (Tenn.)
11/12	at Louisville
11/15	vs. Chattanooga
11/18	vs. Virginia
11/21	vs. Arizona State
11/25	vs. Missouri
11/26	vs. Georgia Tech
11/27	vs. Georgetown
12/01	vs. Lamar
12/05	at Old Dominion
12/12	at Texas
12/14	at Baylor
12/19	vs. Stanford
12/22	vs. ETSU
12/30	vs. Rutgers
01/02	at LSU
01/06	vs. Alabama
01/09	vs. Ole Miss
01/13	at Florida
01/15	vs. Vanderbilt
01/20	at South Carolina
01/23	at Auburn
01/27	vs. Mississippi State
01/30	at Arkansas
02/07	at Kentucky
02/10	vs. Florida
02/13	at Vanderbilt
02/17	vs. South Carolina
02/21	vs. Georgia
02/24	at Ole Miss
02/27	vs. LSU

OPPONENTS - CONFERENCE

VANDERBILT COMMODORES

VUCommodores.com

Thursday, Jan. 20 | 7 p.m. | Memorial Gymnasium

GENERAL INFORMATION

Location: Nashville, Tenn.
Enrollment: 6,738
Nickname: Commodores
Founded: 1873
Colors: Black and Gold
Conference: Southeastern
Arena: Memorial Gymnasium (14,168)
Press Row Phone: 6150320-0436
Chancellor: Nicholas S. Zeppos
Vice Chancellor/Director: David Williams II

COACHING STAFF

Head Coach: Melanie Balcomb
Alma Mater: Trenton State, 1984
Record at School: 195-72 (8)
Career Record: 385-176 (17)
Assistants: Vicky Picott, Kim Rosamond, Tom Garrick

TEAM INFORMATION

2009-10 Record: 23-11
Conference Record/Finish: 9-7/T5th
Postseason: NCAA Second Round
Final Ranking: 24 (USA Today)/RV (AP)
Letterwinners Ret./Lost: 8/4
Starters Ret./Lost: 4/1



Melanie Balcomb
Head Coach



Jence Rhoads
Guard | Senior



SERIES INFORMATION

Series Record: Vanderbilt leads 19-5
Last Meeting: Vanderbilt won 65-64 (OT) SEC Tournament

MEDIA RELATIONS

Basketball Contact: Ryan Schulz
Office: 615-322-4396
Cell: Not available
Email: ryan.schulz@vanderbilt.edu
Fax: 615-343-7064

2009-10 RESULTS

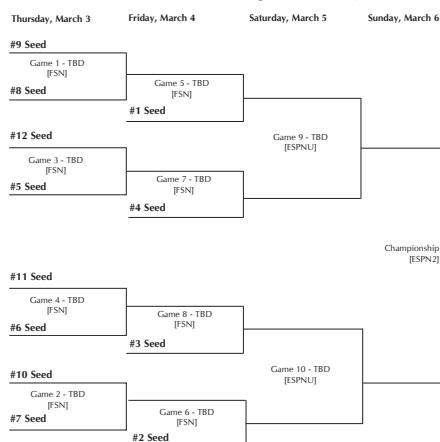
11/15	vs. Lehigh	W, 90-54
11/18	at Southern Illinois	W, 90-64
11/20	vs. UC Riverside	W, 75-60
11/24	at Saint Joseph's	W, 59-46
11/27	vs. Austin Peay	W, 95-51
11/28	vs. NC State	W, 77-71
12/2	at Wright State	W, 63-46
12/4	vs. Bowling Green	L, 66-60
12/6	vs. W. Kentucky	W, 79-73 (OT)
12/10	at Quinnipiac	W, 75-74
12/20	vs. Tennessee State	W, 84-47
12/28	vs. ETSU	W, 96-83
12/31	at Notre Dame	L, 74-69
01/3	vs. Mississippi	W, 86-72
01/7	at Mississippi State	L, 90-76
01/10	at Kentucky	L, 63-53
01/14	vs. Georgia	W, 66-44
01/17	at Tennessee	L, 64-57
01/21	at Auburn	W, 61-60
01/24	vs. Mississippi State	L, 65-56
01/28	vs. Alabama	W, 70-61
01/31	at Arkansas	W, 67-61
02/4	at Florida	W, 66-58
02/8	vs. Tennessee	L, 69-60
02/14	vs. Kentucky	W, 68-55
02/18	at LSU	L, 55-39
02/21	at Mississippi	W, 68-59
02/24	vs. Florida	W, 71-60
02/28	vs. South Carolina	L, 73-70
03/04	vs. Arkansas	W, 65-64 (OT)
03/05	vs. LSU	W, 63-61
03/06	vs. Tennessee	L, 68-49
03/21	vs. DePaul	W, 83-76 (OT)
03/23	vs. Xavier	L, 63-62

2010-11 SCHEDULE

11/14	vs. Howard
11/18	vs. Samford
11/21	at Florida State
11/26	vs. Quinnipiac
11/28	TBA
12/1	at Bowling Green
12/5	at Denver
12/7	vs. Southern Illinois
12/9	vs. Tennessee-Martin
12/19	at Duquesne
12/21	vs. Western Kentucky
12/29	vs. Delaware
12/30	TBA
01/2	at Ole Miss
01/6	vs. Mississippi State
01/9	vs. Auburn
01/13	at Alabama
01/15	at Tennessee
01/20	vs. Arkansas
01/23	at Kentucky
01/30	vs. Ole Miss
02/3	vs. LSU
02/6	at Florida
02/10	at Georgia
02/13	vs. Tennessee
02/17	at Mississippi State
02/20	vs. Kentucky
02/24	vs. Florida
02/27	at South Carolina

SEC TOURNAMENT

2011 SEC WOMEN'S BASKETBALL TOURNAMENT BRACKET
March 3-6 • Bridgestone Arena (17,576) • Nashville, Tenn.



Thursday, March 3 -- Sunday, March 6, 2010
SOMMET CENTER -- NASHVILLE, TENNESSEE

The Southeastern Conference Women's Basketball Tournament travels to Nashville, Tenn., for the 2011 Championship. It is the fourth time the SEC Tournament has been in Nashville.

Arkansas traveled to the Peach State as the Gwinnett Center in Duluth, Ga., for the 2010 event. It is the second time in tournament history for the Gwinnett Center to host. The SEC Women's Basketball Tournament returned to the Natural State in 2009 event was hosted by North Little Rock's ALLTEL Arena. The 2006 edition came close to breaking the historic 2004 attendance. When the SEC awarded the bid to North Little Rock, Arkansas, and ALLTEL in 2004, it was the first time the league took a major championship west of the Mississippi River. The SEC was rewarded with an all-time record-setting attendance.

The Sommet Center (formerly the Gaylord Entertainment Complex) in Nashville, Tenn., hosted the 2008 event. The 20th edition was also in the eastern half of the league at the Bi-Lo Center in Greenville, S.C. The SEC celebrated its 25th season at the "GEC" in Nashville, Tenn., although for the traditional postseason event it was the 19th event. In 2001, the tournament began a rotation, heading larger venues and cities to take on the growing attendance to the event. The tournament is now awarded two to three years in advance to host cities.

Prior to the start of the current rotation, the tournament was held in Chattanooga, Tenn., five of the six seasons. The 1999 tournament proved to be the most successful when several attendance records were shattered.

Chattanooga also hosted the event for five years from 1993-97. During that time, the SEC tournament experienced a growth in fan support, highlighted by several then-record setting attendances. Chattanooga also hosted in 2000.

The tournament moved to Columbus, Ga., in 1998 for one year. Before the Chattanooga era, Albany, Ga., served as the site of the tournament for six years from 1987-92. Prior to 1987 the tournament was held at campus sites, beginning with its inception in 1980. During those first years, the postseason tournament champion was crowned the league overall champion.

The winner of the 11-game tournament receives the league's automatic bid to the NCAA Tournament. The tournament seeds and conference champion will be determined by the 16-game regular-season SEC schedule. The top four seeds earn a first-round bye.

SEC TEAM-BY-TEAM RESULTS

Alabama (Ark leads 14-13)

Jan. 26, 1980	Arkansas	68	Alabama	54
Jan. 17, 1981	Arkansas	65	Alabama	70
Feb. 22, 1992	Arkansas	76	Alabama	80
Feb. 20, 1993	Arkansas	56	Alabama	66
Feb. 5, 1994	Arkansas	82	Alabama	75
Dec. 6, 1994	Arkansas	79	Alabama	93
March 4, 1995	Arkansas	72	Alabama	86
Jan. 4, 1996	Arkansas	85	Alabama	92
Feb. 6, 1997	Arkansas	61	Alabama	102
March 1, 1997	Arkansas	63	Alabama	85
Jan. 11, 1998	Arkansas	102	Alabama	90
Feb. 18, 1999	Arkansas	77	Alabama	73
Feb. 3, 2000	Arkansas	66	Alabama	62
Feb. 1, 2001	Arkansas	69	Alabama	74
Jan. 10, 2002	Arkansas	70	Alabama	84
Feb. 3, 2002	Arkansas	72	Alabama	70
Feb. 2, 2003	Arkansas	59	Alabama	58
March 2, 2003	Arkansas	68	Alabama	53
March 6, 2003	Arkansas	53	Alabama	48
Feb. 15, 2004	Arkansas	65	Alabama	68
Feb. 10, 2005	Arkansas	83	Alabama	68
Jan. 15, 2006	Arkansas	73	Alabama	75
Jan. 18, 2007	Arkansas	71	Alabama	63
Jan. 17, 2008	Arkansas	63	Alabama	49
Feb. 22, 2009	Arkansas	74	Alabama	69
Jan. 24, 2010	Arkansas	66	Alabama (OT)	62
Feb. 21, 2010	Arkansas	58	Alabama	69

Florida (Arkansas trails 7-18)

1/18/1992	Arkansas	46	Florida	58
1/16/1993	Arkansas	60	Florida	68
1/30/1994	Arkansas	69	Florida	74
1/28/1995	Arkansas	72	Florida	66
2/4/1996	Arkansas	57	Florida	73
2/2/1997	Arkansas	66	Florida (OT)	79
2/5/1998	Arkansas	69	Florida	80
2/27/1998	Arkansas	49	Florida	63
2/4/1999	Arkansas	77	Florida	87
2/10/2000	Arkansas	73	Florida	87
3/2/2000	Arkansas	86	Florida	96
3/25/2000	Arkansas	62	Florida	83
2/8/2001	Arkansas	64	Florida	75
3/2/2001	Arkansas	78	Florida	69
2/21/2002	Arkansas	58	Florida	64
1/16/2003	Arkansas	84	Florida	45
2/22/2004	Arkansas	82	Florida	68
1/6/2005	Arkansas	56	Florida	68
1/26/2006	Arkansas	69	Florida	63
1/21/2007	Arkansas	67	Florida	57
1/20/2008	Arkansas	74	Florida	92
2/17/2008	Arkansas	73	Florida	75
2/1/2009	Arkansas	78	Florida	94
2/19/2009	Arkansas	83	Florida	74
1/3/2010	Arkansas	53	Florida	59

Kentucky (Ark trails 12-14)

1/15/1983	Arkansas	43	Kentucky	77
1/24/1992	Arkansas	74	Kentucky (OT)	75
3/6/1992	Arkansas	63	Kentucky	79
1/23/1993	Arkansas	45	Kentucky	43
2/5/1994	Arkansas	60	Kentucky	81
2/4/1995	Arkansas	62	Kentucky	56
1/28/1996	Arkansas	65	Kentucky	69
1/25/1997	Arkansas	88	Kentucky	55
2/28/1997	Arkansas	71	Kentucky	60
1/31/1998	Arkansas	79	Kentucky	63
1/31/1999	Arkansas	74	Kentucky (OT)	69
1/16/2000	Arkansas	60	Kentucky	68
2/6/2000	Arkansas	83	Kentucky	70
1/14/2001	Arkansas	69	Kentucky	50
2/4/2001	Arkansas	84	Kentucky	78
1/17/2002	Arkansas	76	Kentucky	64
2/13/2003	Arkansas	70	Kentucky	60
2/19/2004	Arkansas	69	Kentucky	58
2/27/2005	Arkansas	67	Kentucky	73
2/12/2006	Arkansas	50	Kentucky	79
2/18/2007	Arkansas	60	Kentucky	87
3/1/2007	Arkansas	57	Kentucky	72
2/24/2008	Arkansas	56	Kentucky	59
1/11/2009	Arkansas	63	Kentucky	72
1/21/2010	Arkansas	52	Kentucky	69
2/7/2010	Arkansas	57	Kentucky	71

Auburn (Ark trails 10-17)

Nov. 24, 1984	Arkansas	65	Auburn	70
Dec. 14, 1989	Arkansas	69	Auburn	84
Jan. 11, 1992	Arkansas	67	Auburn	56
Jan. 9, 1993	Arkansas	49	Auburn	68
Jan. 22, 1994	Arkansas	57	Auburn	66
Jan. 22, 1995	Arkansas	80	Auburn	73
Feb. 20, 1996	Arkansas	73	Auburn	72
Feb. 9, 1997	Arkansas	77	Auburn	85
Feb. 8, 1998	Arkansas	71	Auburn	63
Feb. 26, 1998	Arkansas	59	Auburn	43
Feb. 7, 1999	Arkansas	46	Auburn	66
Feb. 17, 2000	Arkansas	56	Auburn	73
Feb. 24, 2000	Arkansas	58	Auburn	71
Jan. 28, 2001	Arkansas	77	Auburn	68
Feb. 22, 2001	Arkansas	60	Auburn	68
Feb. 17, 2002	Arkansas	88	Auburn	65
Jan. 26, 2003	Arkansas	36	Auburn	64
Jan. 25, 2004	Arkansas	44	Auburn	71
Feb. 3, 2005	Arkansas	51	Auburn	62
Jan. 12, 2006	Arkansas	64	Auburn	60
Jan. 14, 2007	Arkansas	65	Auburn	62
Feb. 10, 2008	Arkansas	68	Auburn	73
March 2, 2008	Arkansas	57	Auburn	74
March 6, 2008	Arkansas	51	Auburn	73
Jan. 18, 2009	Arkansas	61	Auburn	70
March 1, 2009	Arkansas	57	Auburn	94
Feb. 11, 2010	Arkansas	73	Auburn	58

Georgia (Ark trails 4-23)

12/10/1980	Arkansas	49	Georgia	61
3/18/1990	Arkansas	81	Georgia	70
12/19/1991	Arkansas	62	Georgia	79
1/13/1993	Arkansas	71	Georgia	91
3/5/1993	Arkansas	73	Georgia	84
1/8/1994	Arkansas	64	Georgia	73
3/4/1994	Arkansas	62	Georgia	84
1/8/1995	Arkansas	67	Georgia	72
2/24/1996	Arkansas	54	Georgia	87
2/23/1997	Arkansas	63	Georgia	79
1/21/1998	Arkansas	51	Georgia	81
2/20/1998	Arkansas	81	Georgia (OT)	86
1/21/1999	Arkansas	59	Georgia	68
2/21/1999	Arkansas	82	Georgia	98
2/20/2000	Arkansas	69	Georgia	72
2/18/2001	Arkansas	60	Georgia	81
3/3/2001	Arkansas	44	Georgia	63
2/24/2002	Arkansas	66	Georgia	45
2/23/2003	Arkansas	60	Georgia	69
2/8/2004	Arkansas	71	Georgia	63
12/30/2004	Arkansas	57	Georgia	78
2/23/2006	Arkansas	80	Georgia	86
2/25/2007	Arkansas	51	Georgia	69
2/7/2008	Arkansas	58	Georgia	72
2/8/2009	Arkansas	77	Georgia	64
1/17/2010	Arkansas	63	Georgia	73
2/28/2010	Arkansas	48	Georgia	79

LSU (Ark trails 8-27)

2/11/1992	Arkansas	74	Louisiana St.	66
2/10/1993	Arkansas	69	Louisiana St.	66
2/7/1994	Arkansas	64	Louisiana St.	75
2/14/1995	Arkansas	82	Louisiana St.	72
1/23/1996	Arkansas	73	Louisiana St.	72
1/31/1996	Arkansas	74	Louisiana St.	65
3/23/1996	Arkansas	63	Louisiana St.	91
1/21/1997	Arkansas	72	Louisiana St.	79
2/19/1997	Arkansas	66	Louisiana St.	76
1/6/1998	Arkansas	81	Louisiana St.	66
2/11/1998	Arkansas	55	Louisiana St.	77
1/6/1999	Arkansas	51	Louisiana St.	85
2/11/1999	Arkansas	86	Louisiana St.	61
1/13/2000	Arkansas	69	Louisiana St.	82
2/12/2000	Arkansas	51	Louisiana St.	68
1/11/2001	Arkansas	54	Louisiana St.	61
2/11/2001	Arkansas	58	Louisiana St.	62
1/20/2002	Arkansas	55	Louisiana St.	65
2/10/2002	Arkansas	80	Louisiana St.	71
1/19/2003	Arkansas	82	Louisiana St.	72
2/27/2003	Arkansas	57	Louisiana St.	70
3/7/2003	Arkansas	72	Louisiana St.	78
1/22/2004	Arkansas	65	Louisiana St.	73
2/12/2004	Arkansas	65	Louisiana St.	92
1/20/2005	Arkansas	45	Louisiana St.	91
2/24/2005	Arkansas	64	Louisiana St.	90
2/2/2006	Arkansas	59	Louisiana St.	93

SEC TEAM-BY-TEAM RESULTS

2/19/2006	Arkansas	42	Louisiana St.	64
1/25/2007	Arkansas	53	Louisiana St.	70
2/15/2007	Arkansas	65	Louisiana St.	86
1/10/2008	Arkansas	54	Louisiana St.	76
2/28/2008	Arkansas	46	Louisiana St.	83
1/8/2009	Arkansas	42	Louisiana St.	62
2/5/2009	Arkansas	53	Louisiana St.	68
1/7/2010	Arkansas	38	Louisiana St.	65
2/25/2010	Arkansas	53	Louisiana St.	70

Ole Miss (Ark trails 9-21)

12/14/1985	Arkansas	61	Ole Miss	76
12/9/1987	Arkansas	72	Ole Miss	88
12/7/1988	Arkansas	63	Ole Miss	75
12/15/1990	Arkansas	79	Ole Miss	70
1/4/1992	Arkansas	65	Ole Miss	66
1/2/1993	Arkansas	73	Ole Miss	72
1/16/1994	Arkansas	54	Ole Miss	56
1/14/1995	Arkansas	74	Ole Miss	75
2/17/1996	Arkansas	62	Ole Miss	73
3/1/1996	Arkansas	73	Ole Miss	76
2/16/1997	Arkansas	71	Ole Miss	62
2/14/1998	Arkansas	50	Ole Miss	68
2/14/1999	Arkansas	73	Ole Miss	80
2/27/2000	Arkansas	63	Ole Miss	78
2/24/2001	Arkansas	82	Ole Miss	64
1/6/2002	Arkansas	46	Ole Miss	81
2/28/2002	Arkansas	78	Ole Miss	60
2/9/2003	Arkansas	62	Ole Miss	60
1/11/2004	Arkansas	67	Ole Miss	61
2/29/2004	Arkansas	73	Ole Miss	84
1/9/2005	Arkansas	73	Ole Miss	85
1/30/2005	Arkansas	52	Ole Miss	75
2/26/2006	Arkansas	78	Ole Miss	85
3/2/2006	Arkansas	64	Ole Miss	94
2/4/2007	Arkansas	87	Ole Miss (2OT)	90
1/13/2008	Arkansas	55	Ole Miss	63
2/15/2009	Arkansas	70	Ole Miss	59
3/5/2009	Arkansas	60	Ole Miss	65
1/10/2010	Arkansas	71	Ole Miss	86
2/18/2010	Arkansas	67	Ole Miss	59

Miss State (Ark leads 15-12)

2/15/1992	Arkansas	66	Miss State	76
2/13/1993	Arkansas	80	Miss State	51
2/26/1994	Arkansas	67	Miss State	61
2/26/1995	Arkansas	86	Miss State	63
1/6/1996	Arkansas	67	Miss State	77
1/5/1997	Arkansas	84	Miss State	67
1/15/1998	Arkansas	80	Miss State	73
1/28/1998	Arkansas	89	Miss State	70
1/14/1999	Arkansas	85	Miss State	58
1/28/1999	Arkansas	60	Miss State	81
2/24/1999	Arkansas	70	Miss State	79
1/20/2000	Arkansas	56	Miss State	69
1/18/2001	Arkansas	72	Miss State	45
3/1/2001	Arkansas	94	Miss State	76
1/24/2002	Arkansas	82	Miss St. (OT)	85
2/20/2003	Arkansas	59	Miss State	72
2/1/2004	Arkansas	55	Miss State	57
3/4/2004	Arkansas	74	Miss State	79
1/16/2005	Arkansas	83	Miss State	71
3/3/2005	Arkansas	80	Miss State	73
1/5/2006	Arkansas	66	Miss State	45
1/22/2006	Arkansas	60	Miss State	58
1/7/2007	Arkansas	73	Miss State	81
2/1/2007	Arkansas	75	Miss State	80
1/27/2008	Arkansas	56	Miss State	42
1/25/2009	Arkansas	65	Miss State	62
1/14/2010	Arkansas	60	Miss State	78

So. Carolina (Ark leads 16-7)

2/1/1992	Arkansas	58	South Carolina	51
1/30/1993	Arkansas	51	South Carolina	76
2/12/1994	Arkansas	87	South Carolina	77
2/11/1995	Arkansas	63	South Carolina	62
3/3/1995	Arkansas	80	South Carolina	70
1/21/1996	Arkansas	66	South Carolina	58
1/18/1997	Arkansas	82	South Carolina	71
1/24/1998	Arkansas	86	South Carolina	67
1/24/1999	Arkansas	88	South Carolina	80
1/27/2000	Arkansas	87	South Carolina	79
1/2/2001	Arkansas	49	South Carolina	66
1/13/2002	Arkansas	66	South Carolina	91
1/27/2002	Arkansas	74	South Carolina	46
3/1/2002	Arkansas	79	South Carolina	61
1/12/2003	Arkansas	67	South Carolina	58
2/16/2003	Arkansas	59	South Carolina	83
1/18/2004	Arkansas	66	South Carolina	52
1/23/2005	Arkansas	61	South Carolina	49
1/29/2006	Arkansas	52	South Carolina	61
2/8/2007	Arkansas	69	South Carolina	74
2/3/2008	Arkansas	50	South Carolina	59
2/12/2009	Arkansas	58	South Carolina	54
2/14/2010	Arkansas	72	South Carolina	68

Tennessee (Ark trails 1-21)

2/29/1992	Arkansas	59	Tenn.	105
2/27/1993	Arkansas	55	Tenn.	72
1/2/1994	Arkansas	67	Tenn.	89
2/7/1995	Arkansas	67	Tenn.	87
1/17/1996	Arkansas	66	Tenn.	78
12/29/1996	Arkansas	77	Tenn.	75
1/1/1998	Arkansas	58	Tenn.	88
12/17/1998	Arkansas	62	Tenn.	82
3/27/1998	Arkansas	58	Tenn.	86
1/10/2000	Arkansas	69	Tenn.	79
1/7/2001	Arkansas	61	Tenn.	76
2/7/2002	Arkansas	65	Tenn.	93
1/30/2003	Arkansas	79	Tenn.	92
1/8/2004	Arkansas	44	Tenn.	83
2/26/2004	Arkansas	71	Tenn.	93
2/20/2005	Arkansas	71	Tenn.	84
1/13/2005	Arkansas	54	Tenn.	72
2/5/2006	Arkansas	37	Tenn.	77
2/22/2007	Arkansas	68	Tenn. (OT)	75
1/24/2008	Arkansas	55	Tenn.	98
1/22/2009	Arkansas	67	Tenn.	76
2/4/2010	Arkansas	57	Tenn. (74

Vanderbilt (Ark trails 5-19)

2/8/1992	Arkansas	75	Vanderbilt	79
2/6/1993	Arkansas	59	Vanderbilt	80
2/20/1994	Arkansas	58	Vanderbilt	67
2/19/1995	Arkansas	73	Vanderbilt (OT)	71
1/14/1996	Arkansas	60	Vanderbilt	65
1/12/1997	Arkansas	68	Vanderbilt	77
1/18/1998	Arkansas	80	Vanderbilt (OT)	85
1/17/1999	Arkansas	57	Vanderbilt	73
1/23/2000	Arkansas	61	Vanderbilt	52
1/21/2001	Arkansas	68	Vanderbilt	64
1/31/2002	Arkansas	67	Vanderbilt	57
3/2/2002	Arkansas	78	Vanderbilt	81
1/23/2003	Arkansas	59	Vanderbilt	76
1/29/2004	Arkansas	69	Vanderbilt	74
2/17/2005	Arkansas	43	Vanderbilt	78
3/4/2005	Arkansas	60	Vanderbilt	79
1/8/2006	Arkansas	52	Vanderbilt (OT)	51
2/9/2006	Arkansas	59	Vanderbilt	64
1/4/2007	Arkansas	61	Vanderbilt	98
1/28/2007	Arkansas	34	Vanderbilt	61
2/21/2008	Arkansas	50	Vanderbilt	63
1/29/2009	Arkansas	61	Vanderbilt (OT)	72
1/31/2010	Arkansas	61	Vanderbilt	67
3/4/2010	Arkansas	64	Vanderbilt	65

ARKANSAS VERSUS CONFERENCES

(Based 2010-11 membership)

ATLANTIC 10

Dayton	4-0
Geo Washington	0-2
St. Bonaventure	1-0
St. Louis	3-0
St. Joseph's	0-1
Total	8-3

ATLANTIC COAST

Boston Col.	3-0
Clemson	3-0
Duke	1-2
Georgia Tech	2-0
Maryland	1-1
Miami	1-0
N. Carolina	0-1
NC St.	0-1
Total	11-5

ATLANTIC SUN

East Tennessee State	1-0
Lipscomb	2-0
Mercer	2-0
Stetson	1-0
Total	6-0

BIG 12

Baylor	21-5
Colorado	1-2
Iowa State	1-1
Kansas	2-2
Kansas State	1-2
Missouri	5-4
Oklahoma	6-9
Oklahoma St.	10-10
Texas	3-21
Texas A&M	20-2
Texas Tech	16-9
Total	86-8

BIG EAST

Cincinnati	3-0
Connecticut	0-1
DePaul	2-1
Louisville	2-0
Marquette	1-0
Pittsburgh	1-0
Providence	2-0
Rutgers	0-2
Seton Hall	1-0
West Virginia	0-1
Total	12-5

BIG SKY

Idaho State	1-0
Montana	4-0
Montana State	1-1
Portland State	1-1
Total	7-2

BIG TEN

Illinois	0-2
Indiana	2-1
Iowa	2-0
Michigan	1-0
Minnesota	1-0
Northwestern	2-1
Ohio State	1-0
Penn State	1-0
Purdue	0-2
Wisconsin	1-0
Total	11-6

BIG WEST

Long Beach	0-1
Pacific	2-0
Total	2-1

COLONIAL ATHLETIC

Delaware	1-0
Georgia State	1-0
UNC-W.	1-0
Old Dominion	1-0
Virginia Commonwealth ..	0-1
Total	4-1

CONFERENCE USA

UAB	0-1
Central Florida	1-0
Houston	14-8
Memphis	11-8
Rice	23-1
SMU	22-5
Tulane	3-0
Tulsa	16-2
Total	90-25

GREAT WEST

North Dakota	1-0
Total	1-0

HORIZON LEAGUE

Butler	2-0
Detroit	1-0
Loyola-Chicago	1-0
Total	4-0

IVY LEAGUE

Brown	1-0
Dartmouth	1-0
Harvard	2-0
Princeton	2-0
Total	6-0

METRO ATLANTIC

Iona	1-0
Total	1-0

MID CONTINENT

Centenary	3-0
UMKC	6-0
Oral Roberts	13-8

Southern Utah	2-0
Valparaiso	1-0
Western Illinois	1-0
Total	26-8

MID-AMERICAN

Akron	1-0
Kent State	1-1
Western Mich.	1-0
Total	3-1

MID-EASTERN

Coppin State	2-0
Florida A&M	1-0
Hampton	1-0
Howard	1-0
SC State	1-0
Total	6-0

MISSOURI VALLEY

Creighton	1-0
Drake	2-1
Missouri State	18-6
Northern Iowa	0-1
Southern Illinois	0-1
Wichita State	7-1
Total	28-10

MOUNTAIN WEST

Brigham Young	2-0
New Mexico	1-1
TCU	20-3
UNLV	2-1
Utah	0-1
Total	25-6

OHIO VALLEY

Austin Peay	2-0
Murray State	1-0
Tennessee Tech	0-1
Tennessee State	1-0
Tennessee-Martin	1-0
Total	5-1

PACIFIC-10

Arizona	0-1
Arizona State	1-0
California	2-1
Oregon	2-1
Oregon State	1-1
UCLA	1-0
Stanford	1-1
Washington	1-1
Washington State	2-0
Total	11-6

SOUTHERN

Georgia Southern	2-0
Wofford	1-0
Total	3-0

SOUTHLAND

Central Arkansas	1-0
Lamar	1-3
McNeese	3-1
Nicholls State	1-0
NW State	9-3
Sam Houston	4-0
Southeastern La.	1-0
Stephen F. Austin	7-3
Texas-Arlington	4-0
UT-San Antonio	3-1
Total	33-11

SWAC

Alabama State	2-0
Alcorn State	3-0
Grambling	5-0
Jackson State	2-0
Miss Valley State	6-0
Prairie View A&M	1-0
Southern	2-1
Texas Southern	2-0
Total	23-1

SUMMITT LEAGUE

Western Illinois	1-0
Total	1-0

SUN BELT

Ark-Little Rock	1-0
Arkansas State	5-3
Denver	1-0
Florida Int'l	0-1
La-Lafayette	3-0
La-Monroe	9-0
Middle Tennessee	1-0
New Orleans	7-0
North Texas	2-1
S. Alabama	2-0
Western Kentucky	4-2
Total	35-7

WEST COAST

Loyola Marymount	1-2
St. Mary's (CA)	1-0
San Francisco	2-0
Total	4-2

WESTERN ATHLETIC

Boise State	2-0
Hawai'i	3-2
La. Tech	0-3
Total	5-5

UNIVERSITY OF ARKANSAS



KNOWLEDGE

UNIVERSITY OF ARKANSAS A PORTRAIT OF THE STATE'S FLAGSHIP, LAND-GRANT UNIVERSITY

The University of Arkansas, the flagship campus of the University of Arkansas System, resides on a former hilltop farm overlooking the Ozark Mountains to the south. At the University's founding in 1871, the site was described as "second to none in the state of Arkansas."

Located in Fayetteville, the university is both the major land-grant university for Arkansas and the state university. The university was created under the Morrill Land-Grant College Act of 1862, whereby federal land sales provided funds for new colleges devoted to agriculture and the mechanic arts, scientific and classical studies, and military tactics, all designed for the liberal and practical education of the industrial classes. The university's founding satisfied the provision in the Arkansas Constitution of 1868 that the General Assembly establish and maintain a state university.

Citizens in Fayetteville and surrounding Washington County raised \$130,000 to secure the university's location in a state-wide competition sparked by the General Assembly's Organic Act of 1871, providing for the "location, organization and maintenance of the Arkansas Industrial University with a normal department [i.e., teacher education] therein."

Today, the University of Arkansas encompasses more than 130 buildings on 345 acres and provides nearly 200 academic programs, more than some universities twice its size. At the same time, it maintains a low student-to-faculty ratio (currently 17:1) that makes personal attention possible. The university promotes undergraduate research in virtually every discipline and makes higher education affordable with competitively priced tuition and generous financial aid.

WORLD-CLASS FACULTY

The campus culture places high value on excellent teaching. At this mainly residential campus, the faculty numbers nearly 1,000, of which almost 95 percent are full-time. Nine of every 10 faculty members hold either a doctorate or terminal degree in their field, and more than 65 percent of the faculty is tenured.

DID YOU KNOW?

7

Fayetteville ranks No. 7 on the Forbes.com's list of "Top 10 College Towns."

14

Razorback basketball is ranked #14 on the Forbes.com's list of "College Basketball's 20 Most Valuable Teams".

NUMEROUS

Arkansas is home to Rhodes, Marshall, Goldwater, Udall, NSF and James Madison recipients.

120,000

Senior Walk features names of more than 120,000 graduates.

100

Arkansas presses publish nearly 100 books each year.

700

More than \$700 million in construction projects were completed in the past decade

The instructional mission is aided by the Cordes Teaching and Faculty Support Center, a program run by faculty for faculty. The center involves as many as 400 faculty and nearly 200 teaching assistants per year in regularly scheduled programs, seminars, workshops and an annual off-campus teaching retreat as well as individual assistance to update and enhance their teaching methods.


This emphasis is reinforced by the University of Arkansas Teaching Academy, which consists of faculty recognized by their peers, colleges and the larger university for teaching excellence. In 2000, the academy began producing Inquiry,

OLD MAIN

One of the original buildings of Arkansas' campus, Old Main symbolizes the strong connection to the past and the focus upon the future which come together in the present at the University of Arkansas. Completed in 1876, Old Main stood the test of time until the mid-1980s when age and modern building codes threatened to send it to the wrecking ball as it did its sister building at the University of Illinois. A major fund-raising campaign by alumni totally renovated Old Main. Reopening in 1992, the building maintains the feel of a Victorian-era building with high ceilings and elaborate wooden trim. Just below the surface of the period hardwood floors, Old Main is hard-wired to the internet and built to last well into its second century.

Even with renovation, Old Main remained unfinished until 2006. One of the gifts during the Campaign for the Twenty-First Century specified the installation of a clock, originally planned for the blank faces of the south tower.

As mentioned, Old Main was built from shared plans with its counterpart on the Illinois campus, with one important difference. The north tower of Arkansas' Old Main is taller than the south tower. Legend says this was symbolic of the Civil War as the lead engineer was a northern veteran.



the first undergraduate research journal published by an Arkansas institution of higher learning.

WORLD-CLASS FACILITIES

Over \$700 million in construction projects were completed on campus in the past decade, are now under construction or are in the planning stages. These include plans to upgrade or renovate several of our historic buildings. The university is also engaged in an ambitious program to improve the energy efficiency of 35 of our buildings, in an on-going effort to create a sustainable campus.

WORLD-CLASS SUPPORT

Investment in the future is critical, and the unprecedented Campaign for the Twenty-First Century that concluded in 2006 resulted in a billion dollar infusion of gifts to the University of Arkansas. The effort included the largest single gift to a U.S. public university in the history of American philanthropy: a \$300 million gift from the Walton Family Charitable Trust. Primary among the programs created by the Walton gift was the designation of \$200 million toward the establishment of the Honors College.

That kind of commitment from the state and the region is not uncommon. It was the effort of the city of Fayetteville and Washington County in submitting the highest bid to the state in the 1870s that resulted in the University of Arkansas opening its doors here on Jan. 22, 1872.

SENIOR WALK

The University of Arkansas is proud to be the last university in the nation maintaining what once was a common tradition of etching its graduates' names into the campus sidewalks. The 100,000th graduate's name went down in cement during the 1990s. The names on Senior Walk stretch over five miles of campus sidewalks.

The story of Senior Walk is a perfect example of how the University of Arkansas brings its commitment to the past together with innovations for the future. When the costs involved in hand-etching names into concrete forced numerous other universities to give up, the University of Arkansas turned to its physical plant and engineering school grads to create a one-of-a-kind computerized sandblasting machine -- the SandHog. Each summer, the SandHog roars across the front lawn of Old Main, etching the names of graduates into sidewalks.

COLLEGES AND SCHOOLS OF THE UNIVERSITY OF ARKANSAS

Honors College

Dale Bumpers College of Agricultural, Food and Life Sciences

Fay Jones School of Architecture

J. William Fulbright College of Arts and Sciences

Sam M. Walton College of Business

College of Education and Health Professions

College of Engineering

Global Campus

Graduate School

School of Law

BROAD RANGE OF DEGREES

At Arkansas, students can major in one of over 120 undergraduate disciplines, many of which prepare them for entry into graduate studies ranging from law to medicine.


TEN COLLEGES AND SCHOOLS: ONE UNIVERSITY

The University has five colleges, four schools and a global campus to provide a wide range of majors, from agricultural business to biological engineering, from architecture to nursing, from transporta-

tion and logistics to international relations, all taught by nationally acclaimed faculty.

A program in nanoscience that combines students and faculty in physics and engineering has made the university the leader in production of nanomaterials for universities across the country.

No matter what students choose to study the University of Arkansas has the programs, the faculty and the facilities to prepare them for the careers they want in the future.



RESEARCH

DISCOVERY THAT IS MAKING LIFE BETTER FOR ARKANSAS AND THE WORLD

The Carnegie Foundation categorizes the University of Arkansas as a research institution with “high research activity,” placing it among the top 10 percent of universities nationwide. In simple terms, the university is in the top tier of 150 research universities among the nation’s more than 4,000 post-secondary institutions — and growing in research activity and expenditures each year.

As a land-grant and state university, the institution considers research, scholarship and creative endeavor — all leading to the advancement of knowledge — a significant component of its primary mission. The university’s faculty members are active researchers and scholars who consistently attract international attention in the arts, sciences, humanities, technology, business and education.

Research expenditures at the University of Arkansas for fiscal year now exceed \$117 million per year, making research activity a significant academic element at the university and an economic engine for the state. It’s also not uncommon anymore for research awards to the university to rise at double-digit percentage rates, and such awards also are approaching the \$100 million level.

In addition to the work performed by faculty through individual and collaborative efforts in their academic departments, special research and outreach programs — often interdisciplinary — are conducted in approximately 50 centers and organized research units around campus.

AMONG THE LEADING-EDGE CENTERS AND RESEARCH ACTIVITIES:

- The RFID Research Center laboratory conducts research in the most efficient use of radio frequency identification and other wireless sensor technologies throughout the supply chain, with a particular emphasis on the retail supply chain. Positioned in northwest Arkansas at the epicenter of retail activity, the RFID Research Center laboratory is a multidisciplinary “supply chain in a box” devoted to examining the technology as used in retail, storeroom and warehouse environments.
- The Center for Sensing Technology and Research features a 9.4 Tesla Fourier transform mass spectrometer, which uses a high-powered magnet that improves the resolution of images of molecules and provides detailed information about their structure. Coupled with other instruments in the High Performance Mass Spectrometry Laboratory, the mass spectrometer offers high-resolution laser desorption mass spectrometry, which is not available at any other public laboratory in the country.



- The Chemical Hazards Research Center has the largest ultra-low-speed boundary layer wind tunnel in the world. The wind tunnel simulates releases of heavier-than-air gases into the atmosphere. It has been used to simulate potential disasters and to trace the path of disasters that have occurred, such as the catastrophic 1984 Union Carbide leak in Bhopal, India.

- The High Density Electronics Center has established itself as one of the top electronics packaging research and education facilities in the world. HiDEC has executed contracts from government and industry totaling more than \$30 million. Projects have ranged from multichip module design to the development and evaluation of new technologies and electronic products.

- The Center for Advanced Spatial Technologies has been recognized nationally for its data storage and retrieval warehouse, GeoStor, by the Urban & Regional Information Systems Association. The center works with people across campus in various disciplines, offering researchers the latest in innovative technologies. This has led to interdisciplinary collaboration in fields as diverse as engineering, agriculture, anthropology and sociology.

POINTS OF PRIDE

THE DISTINCTIVE CHARACTERISTICS OF THE UNIVERSITY OF ARKANSAS

UNIQUE TRADITIONS

Starting on Old Main's front step with the year 1876, the names of the more than 125,000 graduates have been chiseled into more than two miles of campus walkways, grouped by year of graduation. It's not uncommon to see alumni strolling Senior Walk to rediscover their own names and fond memories of accomplishment and fun.

Old Main, the university's signature building, designed in Second Empire architectural style, has come to symbolize higher education in Arkansas. Old Main is one of 11 campus buildings on the National Register of Historic Places. Today, it is the home to the J. William Fulbright College of Arts and Science, the largest academic college within the University of Arkansas.

The Inn at Carnall Hall and Ella's Restaurant comprise the university's own on-campus hospitality center. The beautiful, 50-room historic inn and five-star restaurant are both overseen by the hospitality and restaurant management academic program in the Dale Bumpers College of Agricultural, Food and Life Sciences. Carnall Hall was built in 1905 as the university's first women's residence hall. The building was named after Ella Carnall, one of the campus' first female faculty members.

THE FULBRIGHT LEGACY

Since its founding, the University of Arkansas has compiled a remarkable record of scientific, technological, intellectual and creative accomplishment. This accomplishment is exemplified by the late U.S. Senator J. William Fulbright, a Rhodes Scholar as a student and eventual president of the university (1939-41). Fulbright went on to serve at the national level, founding in 1946 the greatest international exchange program for faculty and students in the world.

Fulbright's injunction for academia guides the University of Arkansas to this day: "The highest function of higher education is the teaching of things in perspective, toward the purposes of enriching the life of the individual, cultivating the free and inquiring mind and advancing the effort to bring reason, justice and

humanity into the relations of men and nations."

The University of Arkansas has long been an institution of strong international orientation. In 1951, under U.S. State Department auspices, the University became the first land-grant institution in the nation to assemble an agricultural foreign mission. The object of that mission was to assist

Panama in establishing an agricultural teaching, research and extension program similar to the one that had been so successful in modernizing agriculture in the United States.

CHANGING THE WORLD

Some internationally significant ways that the University has – and is – changing the world:

- Barnett Sure, a University of Arkansas professor of agricultural chemistry, pioneered nutrition research


that led to the co-discovery of vitamin E, a vitamin high in antioxidants. His work also led to understanding of how vitamin E, amino acids and B vitamins affect reproduction and lactation.

- As world population grew during the 20th century, so did the contribution of research at the University of Arkansas. Marinus C. Kik, a professor of agricultural chemistry from 1927 to 1967, developed the process for parboiling rice, one of the most plentiful grains in undeveloped parts of the world. Kik's process increased retention of vitamins and shortened cooking time.

- In 1948, Silas Hunt became the first black person to integrate a traditionally white Southern university, enrolling in the University of Arkansas School of Law six years before the Brown v. Board of Education decision. Likewise, Edith Irby Jones soon after became the first black graduate from a Southern university, attaining her medical degree from the University of Arkansas for Medical Sciences. Both acts happened without litigation or protest.

- When John Pople and Walter Kohn received the 1998 Nobel Prize in Chemistry, they cited the research of University of Arkansas chemist Peter





Pulay as the building block for their prize-winning work. Early in his career, Pulay developed techniques for determining the shape and size of molecules that would permanently change the way scientists study matter. Today his approach is used by theoretical chemists around the world to determine the geometry of large, biologically important molecules.

- Two professors and a university alumnus – Harold Dulan, E.J. Ball and Lewis Callison – created the nation's first commercial variable annuity life insurance company, later bought by Aetna Insurance. Today, variable annuities are used worldwide in estate planning for participation in economic growth and as a hedge against inflation.
- In 1950, the University of Arkansas built the first American facility to integrate the study of fine arts. Edward Durell Stone, a former student who was by then an internationally recognized architect, designed the Fine Arts Center and followed on this early effort later to design the Kennedy Center for Arts in Washington, D.C. Other universities and colleges also followed Arkansas' example, developing cross-curricular exchanges so that artists, musicians, actors and designers could learn from each other and draw inspiration from other similar disciplines.
- Chemistry professor Paul Kuroda predicted that self-sustaining nuclear chain reactions could have occurred naturally in earth's geologic history. His prediction was later confirmed when scientists discovered a natural nuclear reactor in Gabon, Africa. In 1960, he predicted the existence of Plutonium-244 as an element present during the solar system's formation. Confirmation of his theory enabled scientists to more accurately date the sequence of events in the solar system's early history.
- The Master of Fine Arts in Creative Writing, a 60-hour program launched at the University of Arkansas in 1966, has grown into one of the most productive and highly ranked programs of its kind in America. Founded by English professors William Harrison and James Whitehead, later joined by Miller Williams, the program was an early catalyst in the transformation of the traditional study of literature into a demanding training ground for writers.
- University of Arkansas plant pathologists George Templeton, Roy Smith, David TeBeest and graduate student Jim Daniels conducted research in the early 1970s that led to the first biological herbicide for weed control in a field crop, later called Collego. Their work to avoid chemical herbicides led to worldwide development of safer biological herbicides and establishment of the Rosen Center for Alternative Pest Control at the University of Arkansas.
- Physics professors Allen Hermann and Zhengzhi Sheng mixed up a thallium-based material in 1988 that set the world's highest temperature at which superconductivity could be sustained, leading to new advances in the manufacture of high-density electronics. Their patented material held the record for more than

five years while researchers around the world raced to catch up.

- Professor Dwight Isely of the department of entomology is considered the father of insect pest management in the United States. His research identified the weak point in the life cycle of insects that made them particularly susceptible to control strategies. Through his work on cotton insect pests, the codling moth, the striped cucumber beetle, the southern corn rootworm and the rice water weevil, American Agriculture saved millions of dollars.
- Engineering professors at the University of Arkansas invented the next-best thing to the zip code – the wide-area bar code reader, which became the most widely implemented automated mail-sorting equipment in the world. By 2000, more than 15,000 bar code readers were used in every major Postal Service facility, increasing the efficiency of processing 20 billion pieces of mail a year at a savings of \$200 million.
- Former President William Jefferson Clinton and Sen. Hillary Rodham Clinton started their careers as faculty members of the University of Arkansas in the mid-1970s. While a law professor, Mr. Clinton made his first runs for political office, getting elected as the Arkansas attorney general in 1976. Mrs. Clinton founded the university's legal clinic, which still provides law students a chance to work with clients on legal problems.



CHANCELLOR

DR. G. DAVID GEARHART

Dr. G. David Gearhart became the fifth chancellor of the University of Arkansas on July 1, 2008, following 10 years of service to the university in his capacity as vice chancellor for university advancement. During that decade leading up to his appointment as the campus' chief executive, he was the architect of the Campaign for the Twenty-First Century – the largest, most successful capital campaign in Arkansas history, which raised more than \$1 billion for academic programs and increased the endowment from \$119 million to almost \$900 million.

A native of Fayetteville, Ark., Chancellor Gearhart was born and raised in the shadow of Old Main. An alumnus of the university whose name is twice inscribed on Senior Walk for the law degree (J.D.) and doctor of education degree (Ed.D.) he earned, Gearhart feels that his entire adult life has prepared him for this singular honor and challenge.

"I believe the ultimate success of the University of Arkansas will be measured to a large extent on how it demonstrates its usefulness to society," Gearhart says. "Of all of the rich contributions that America has bestowed on the world, American higher education is among the most important. Our colleges and universities have become, perhaps, the most vital expression of the American political and social philosophy."

The path that would lead him back to his alma mater began in 1976, when Gearhart became assistant to the president at Westminster College in Fulton, Mo., where he received his baccalaureate two years earlier. In 1977, he was appointed the director of development at Westminster and led fundraising efforts for The Winston Churchill Memorial and Library. Thus was launched a nationally respected career in university advancement.

In 1978, he returned to his native state to become vice president for development at Hendrix College. After four years at Hendrix, Gearhart returned home for the first time when he was selected to be the director of development at the University of Arkansas. In this role, he spearheaded the Campaign for Books, which added more than 100,000 volumes to the University of Arkansas Library.

In 1985, Gearhart took another career leap in being appointed vice president for development and university relations at The Pennsylvania State University. Three years later, he was promoted to senior vice president, responsible for the external relations programs for 23 campuses statewide. While at Penn State, he launched a major capital campaign, which raised in excess of \$352 million. Total private gifts to Penn State during his 11 years at the university surpassed \$950 million, and Gearhart's division was cited three times by the Council for Advancement and Support of Education (CASE) with its grand gold medal, awarded to the nation's top advancement program.

In 1995, Gearhart joined the international consulting firm of Grenzebach, Glier, and Associates as senior vice president and managing director, but stayed closely connected to advancing the mission of higher education. The Chicago-based philanthropic management firm has hundreds of clients in the United States, Canada and Europe, and fundraising goals in excess of \$40 billion. Clients managed by Gearhart included nearly two dozen non-profit organizations, colleges and universities, among them American University, Brigham Young University, Rutgers University, University of Alabama, University of

Connecticut, University of Miami (Fla.), University of Pittsburgh and University of Washington.

In 1998 Gearhart once again returned to his native state as vice chancellor for university advancement at the University of Arkansas. He was responsible for development, alumni relations, constituent relations, special events and university relations programs. Arguably, his most significant impact in this role was the stunningly successful Campaign for the Twenty-First Century, a billion-dollar capital campaign that concluded in June 2005 with the University of Arkansas taking its place as one of only 13 public universities at that time to have exceeded a billion dollars raised.

The centerpiece of this campaign was a \$300 million gift from the Walton Family Charitable Support Foundation, the largest gift ever made to a public university. The direct results of Gearhart's leadership in this effort included the creation of 132 new endowed faculty positions, 1,738 new student scholarship and fellowship funds, dozens of new and renovated facilities and classrooms, and growth of the overall endowment from \$119 million in 1998 to nearly \$900 million by the time he assumed the chancellorship.

In every imaginable way, the university was transformed by this campaign.

"At the University of Arkansas our ultimate purpose is to improve the human condition, to make life better for our citizens and our state and to contribute to the general welfare of our nation," says Gearhart. "Thanks in part to the Campaign for the Twenty-First Century, we've become recognized as a rising star as a major public research university in a state where higher education must play an increasingly larger role in the lives of its citizens. Working with our sister public institutions and in partnership with our own university system, we must work hard and smart to increase the college participation rate and to strengthen the quality of Arkansas' higher education. We must be seen as enthusiastic leaders in this venture, all in a time of diminished public resources nationally that will not make it easy, but a challenge that we at the university must embrace."

Gearhart was named a distinguished alumnus of his undergraduate alma mater, Westminster College, in 1992, and the same year was named a Fulbright Scholar and studied at Oxford

University, Merton College in Oxford, England. In 1996, he was named an honorary alumnus of Penn State, where he finished his doctoral coursework in higher education administration.

In addition to his responsibilities as chancellor, Gearhart is a tenured member of the faculty in the College of Education and Health Professions, holding the rank of professor. A nationally respected expert in capital campaigns, he is the author of two books, *The Capital Campaign in Higher Education and Philanthropy*, *Fund Raising and the Capital Campaign*, as well as numerous articles.

Among his current professional affiliations, Gearhart serves as vice president of the University of Arkansas Fayetteville Campus Foundation, is a member of the board of advisors for the Arkansas World Trade Center, is a member of the Northwest Arkansas Council, and is a member of the advisory board of the Pryor Center for Oral and Visual History. He also is a licensed attorney in the state of Arkansas.

Gearhart is married to the former Jane Brockmann and they have two children. Their daughter Katy Hunt is a graduate of Penn State University and is married to Dr. Justin Hunt. They have a son, Ben. The Hunts live in Little Rock. The Gearharts' son Brock is a graduate of the University of Arkansas and is vice president of Greenwood Gearhart Inc. of Fayetteville. His wife Lindsey is a teacher.

Gearhart's late father, George A. Gearhart, was publisher of the Northwest Arkansas Times in Fayetteville. His mother, Joan Gearhart Havens, lives in Fayetteville.

"I have many dreams and aspirations that I've long held for the University of Arkansas," Gearhart says, "and I look forward in the months and years ahead to sharing that vision and working with our outstanding students, faculty, staff, alumni and friends, and certainly the board of trustees, on reaching our lofty goals and realizing the full potential of our university."



DR. SHARON HUNT FACULTY ATHLETIC REPRESENTATIVE

Chancellor G. David Gearhart has appointed Dr. Sharon Hunt to be the faculty athletics representative for the University of Arkansas in August 2010.

Dr. Hunt is the first woman and non-lawyer to hold the post. Dr. Hunt has been on the University of Arkansas faculty for 20 years and has served as head of the department of health science, kinesiology, recreation and dance in the College of Education and Health Professions for that entire time except for the 2000-01 academic year, when she served as interim dean of the college.

A high school athlete, Hunt's involvement with collegiate athletics dates back to her own college days at the University of Arkansas when she played extramural sports with the women's basketball and tennis teams prior to the enactment of Title IX.

After receiving her bachelor's and master's degrees in physical education from the university, she went on to earn a doctor of education degree from the University of Georgia, where she taught a variety of sport-activity courses as a graduate assistant. Upon the completion of her doctoral degree, she joined the faculty of the University of Kentucky for 13 years, where she taught both undergraduate and graduate courses and served as the graduate coordinator for the department of health, physical education and recreation. In 1990, she and her family returned to Fayetteville.

Dr. Hunt will work closely with the athletic department, will be involved in the student-athlete advisory council on campus and will travel to represent the University of Arkansas at various SEC and NCAA meetings.

Dr. Hunt was instrumental in establishing the graduate athletic training education program in the College of Education and Health Professions, and she has worked closely with athletics on that program. The athletics department provides support to students in the athletic training education program in the form of a stipend, books and travel to the Arkansas Athletic Trainers' Association annual meeting. Two endowed scholarships for athletic training students in honor of longtime Razorback trainers Dean Weber and the late Bill Ferrell were established through the athletics department.





ACADEMICS

STUDENT-ATHLETE ACADEMIC SUPPORT FOR SUCCESS AND ACHIEVEMENT

STUDENT-ATHLETE ACADEMIC SUPPORT AND ACHIEVEMENT MISSION STATEMENT

The primary focus of the Razorback Student-Athlete Academic Support and Achievement Program is to provide the student-athlete with the opportunity to develop the skills necessary to be a success in college and in life. This is accomplished through superior academic counseling, life skills training and preparation to enter the job market upon graduation.

THE BOGLE ACADEMIC CENTER

There is no higher priority for the University of Arkansas Athletic Department than the academic progress of its scholar-athletes. Thanks to the generous gift of Bob and Marilyn Bogle, the home of the Razorback Athletic Department's Student-Athlete Academic Support and Achievement program is the Bob and Marilyn Bogle Academic Center. The 15,000-square foot Bogle Academic Center is located in the east side of Donald W. Reynolds Razorback Stadium. Under the overall direction of Senior Associate Athletic Director Jon Fagg, the Bogle Academic Center houses the Arkansas Razorbacks Academic Support Program, the Razorback Office of Student Life and the Career Development Program.

Associate Athletic Director for Student-Athlete Support Services Melissa Harwood-Rom oversees the staff of professionals dedicated to directing student-athletes to reach their personal academic goals, and to do so in ways that balance their academic, athletic and personal lives.

STUDENT-ATHLETE ACADEMIC SUPPORT AND ACHIEVEMENT SERVICES

The Mission Statement for the Razorback Student-Athlete Academic Support and Achievement division -- SAASA -- speaks for itself, but the improvements and achievements of the Razorbacks over the past academic year are what is most important. At Arkansas, academic services are not just good grades and eligibility. Along with 18 of 19 teams exceeding the NCAA standard for APR, Razorbacks earned some of the highest conference and national academic honors in the 2009-10 year including a pair of Southeastern Conference Scholar-Athletes of the Year.

Academic accomplishment is important for all 19 teams at the University of Arkansas and the football team is no exception. The Razorbacks had four student-athletes recognized on the Athletic Department Academic Honor Roll last year.

2009-10 Arkansas Athletic Department Academic Honor Roll Athletic Director's List (3.5-3.99)

Brittney Richardson (kinesiology, Spring)

Athletic Department Honor Roll (3.00-3.49)

Skye Rees (child development, fall), Brittney Richardson (kinesiology, Fall), Ashlea Williams (biology, Fall, Spring)



Skye Rees



Brittney Richardson



Ashlea Williams




It is also not about honoring the “A” student. Arkansas Athletics is committed to every single athlete improving his or her academic performance every semester, working to achieve academic “personal bests” with each class just the same as we would expect our athletes to hit personal records in competition.

UNIVERSITY OF ARKANSAS ACADEMIC GAME PLAN FOR GRADUATION

Student-athletes are expected to meet specific academic criteria in order to maintain eligibility. This is easily achieved by following the Academic Game Plan created by the Student-Athlete Academic Support and Achievement team.

The SAASA designs programs and sets specific goals to help student-athletes achieve academic success. An example of a key goal is the successful completion of 30 hours of coursework during each academic year. By maintaining this course load, Razorback athletes not only stay on track to graduate in four years, but easily meet eligibility requirements set by the NCAA.



MELISSA HARWOOD-ROM
*Associate AD for Student-Athlete
Support Services*



STUDY HALL AND TUTORS

A quiet setting for uninterrupted study, the Bogle Academic Center provides three types of study hall space. The computer lab (above) has over 30 stations for individual computer-based study. An open study hall is available for group or individual study, and monitored by staff members of the SAASA. There are 17 individual study carrels that provide space for tutors to meet with student athletes for individual instruction in specific subjects.

Each Razorback team sets its own criteria for study hall attendance. The use of tutors is a key element for academic success, allowing for individualized assistance and for reaching academic excellence in advanced subjects.



ACADEMICS

HONORS AND GRADUATES

HONORS AND AWARDS

Academic Excellence Program -- Recognition for Razorback athletes who exceed a 3.0 GPA each fall and spring semester.

Academic Champions -- Razorbacks who scored perfect 4.0 grades for the semester

Athletic Director's List -- Razorbacks with grades from 3.50-3.99

Athletic Department Honor Roll -- Razorbacks with grades from 3.00-3.49

Lon Farrell Award -- Presented to the graduating Razorback athlete each spring semester with the highest cumulative GPA.

Bandon Burlsworth Award -- Voted on by the university faculty as the outstanding former non-scholarship student-athlete.

Hard Working Hog -- Recognizing achievements of new personal academic bests each semester.

SEC Academic Honor Roll -- A 3.0 GPA or above for two consecutive semesters.

CLASS ATTENDANCE

The University of Arkansas Razorback Athletic Department has an overall student-athlete class attendance policy. Student-Athletes Academic Support and Achievement assists with the enforcement of this policy through regular checks on class attendance. If traveling with a team, student-athletes notify instructors early in each semester regarding assignments or exams.

STUDENT LIFE

The social and personal development of student-athletes is as important to the University of Arkansas as the academic and athletic achievement. The Office of Student Life focuses on the personal development and community service components of the NCAA CHAMPS/LifeSkills program. Training is provided in a variety of areas including financial planning, drug and alcohol education, time management, study skills and developing community service activities.



Tiffany Wright


"The University of Arkansas isn't a huge university, but it has a huge reputation. My professors were concerned with my personal goals; concerned about how I wanted to develop as an individual. There is a great amount of one-on-one mentoring with the teachers. I think one of the greatest things about Arkansas is that you are an individual, a real person — not just an I.D. number — to the faculty and staff."

Tiffany Wright (BA, 1998)

Tiffany Wright went from 1998 NCAA Women's Final Four to graduation to sideline reporter for ESPN's coverage of the WNBA within weeks. Today, she is the sports anchor at ABC affiliate, WSOC, in Charlotte, N.C.

CAREER DEVELOPMENT

The purpose of the Career Development Program is to assist student-athletes in making a smooth transition from the University of Arkansas into the workplace. This process begins during the freshman year with a one-hour course on career options. Workshops are held to provide student-athletes training in resume writing, interviewing skills and etiquette. Individual assistance with locating summer internships and job placement gives student-athletes a head start into their chosen careers.



2010 SPRING SEMESTER

ACADEMIC HONOR ROLL

Kailey Anders, soccer, communication disorders; Amanda Anderson, volleyball, kinesiology; Seth Armbrust, football, kinesiology; Natalie Bohonsky, gymnastics, journalism; Lane Boyer, men's track and field, geology; Katelyn Cherry, women's track and field, engineering; Amy DeFilippo, gymnastics, kinesiology; Tara Diebold, women's track and field, communication disorders; Joseph Doramus, men's golf, finance; Halmon Fess, men's tennis, business; Seth Haynes, men's track and field, biology; Megan Haskins, swimming and diving, finance; Price Holmes, football, nursing; Sarah Howard, swimming and diving, journalism; Megan Jackson, women's track and field, kinesiology; Paige Johnson, women's track and field, English/journalism; Kelci Lewis, gymnastics, kinesiology; Lisa Lunkenheimer, swimming and diving, kinesiology; James McCann, baseball, communication; Hope McLemore, softball, health science; Elizabeth McVean, soccer, kinesiology; Garrett Methvin, baseball, kinesiology; Kat Moffet, soccer, journalism; Erin Moskos, soccer, kinesiology; Sam Murphy, baseball, communication; Erin Neumann, swimming and diving, communication disorders; Lynette Ng, swimming and diving, communication/Asian studies; Rio Reina, men's track and field, finance; Mackenzie Rhea, volleyball, Biology; Alexandra Roman, swimming and diving, Spanish; Lindsay Scanlan, volleyball, criminal justice; Haley Smith, swimming and diving, kinesiology; Katie Stripling, women's track and field, kinesiology; Chelsea Tidwell, soccer, nutrition; Anouk Tigu, women's tennis, business; Kelsea Vance, swimming and diving, biology; Victoria Vela, women's golf, business; Kerri Wood, women's track and field, marketing

2009 FALL SEMESTER

ACADEMIC HONOR ROLL

Garrett Methvin, baseball, kinesiology; David Hurd, football, biology; Halmon Fess, men's tennis, business; Lane Boyer, men's track, geology; Corinna Rees, women's golf, political science; Victoria Vela, women's golf, business; Stacy Bartlett, gymnastics, nutrition; Amy DeFilippo, gymnastics, kinesiology; Kelci Lewis, gymnastics, kinesiology; Sarah Nagashima, gymnastics, apparel studies; Genny Salvatore, gymnastics, art; Kailey Anders, soccer, communication disorders; Katherine Moffett, soccer, journalism; Chelsea Tidwell, soccer, nutrition; Kim Jones, softball, recreation; Hope McLemore, softball, kinesiology; Gina Bargiachi, swimming and diving, art; Sarah Howard, swimming and diving, journalism; Lisa Lunkenheimer, swimming and diving, kinesiology; Erin Neumann, swimming and diving, communication disorders; Lynette Ng, swimming and diving, communication; Leah Pierce, swimming and diving, economics; Anouk Tigu, women's tennis, business; Tara Diebold, women's track, communication disorders; Katie Stripling, women's track, kinesiology; Keri Wood, women's track, marketing; Mackenzie Rhea, volleyball, biology

WHO ELSE GRADUATES FROM THE UNIVERSITY OF ARKANSAS?

Here's a short list of some of our numerous notable graduates:

Steve Atwater (BSBA '88), Two-time Super Bowl participant with the Denver Broncos
Regina Blakely (BA '81, JD '85), Former CBS News Reporter
George W. Haley (LLB '52), U.S. Ambassador to Gambia, brother of author Alex Haley
Jerry Jones (BA '65), Owner of the Dallas Cowboys
Ronald LeMay (BSBA '72), CEO, Sprint
Robert Maurer (BS '48), Inventor of fiber optic technology at Corning Glass
Rodney Slater (BA '80), First African-American U.S. Secretary of Transportation
Pat Summerall (BSE '53), Former CBS Sports and Fox Sports announcer
Don J. Tyson, Jr. ('52), Founder, Tyson Foods
Jim C. Walton (BSBA '71), President, Walton Enterprises
S. Rob Walton (BSBA '66), Former Chairman of the Board, Wal-Mart Stores

FAMOUS RECENT RAZORBACKS

-Felix Jones (First Round NFL, Dallas Cowboys)
-Darren McFadden (First Round NFL, Oakland Raiders)
-Lauren Ervin (Third Round WNBA, Connecticut Sun)
-Sonny Weems (Second Round NBA, Chicago Bulls)
-Stacy Lewis (LPGA member, tied for third at U.S. Women's Open)
-Logan Forsythe (First Round MLB, San Diego Padres)
-Wallace Spearmon (200), Veronica Campbell-Brown (200), Nicole Teter (800), Christin Wurth-Thomas (1,500), Amy Yoder Begley (10,000), Deena Kastor (Marathon) and April Steiner Bennett (pole vault) all at the Beijing Olympics.

IN THE COMMUNITY

GIVING BACK TO NORTHWEST ARKANSAS AND THE WORLD

Community service is a vital part of the educational process for any college student, and Razorback athletes continued to make it a priority in 2009-10.

With guidance from the Student-Athlete Development office, Razorback student-athletes, coaches and staff members participating in a number of events throughout the year. Here's a brief look at some of those projects.

- ♦ Going out to area elementary schools to support the Book Hogs reading program and the Sweat Hogs physical education awareness program.
- ♦ Individual team projects ranging from volunteering at the Fayetteville Public Library, working with Habitat for Humanity, assisting with area shelters, helping the local youth programs like the Scouts, holiday shopping and meal programs and visiting area nursing homes.
- ♦ Teaming with Numana, Inc. for Razorback Relief: Operation Haiti, a 24-hour marathon to package, more than 1.4 million meals for the Haitian relief effort.

The quiet efforts of our 19 Razorback teams have a long-lasting impact on the youth of our state. The incredible positive benefit of the time spent by the Razorbacks helping the community pays tremendous dividends, not only for the University of Arkansas, but for the entire community.


And while we focus here on the positive benefits for the fresh young faces who receive an autograph or a kind word of encouragement from a Razorback, we know that there is a considerable impact upon our student-athletes, our future leaders. The opportunity to give back impresses upon them that no matter their personal circumstances when they arrived in Fayetteville, they have a chance to not only improve their lives, but touch the lives of others.



Several Razorbacks shared some putt-putt time with young fans as a part of Make a Difference Day. Razorback athletes from all sports participated in various community service activities across the city of Fayetteville.



At left: the Razorback men's basketball team served meals over the Thanksgiving holiday. Above: members of the Razorback gymnastics team take part in Razorback Relief: Operation Haiti helping to package more than 1.4 million meals in 24 hours.



Razorback student-athletes are regular speakers at both Book Hogs Read To Win and Sweat Hogs, a program that encourages physical fitness in the elementary schools.

Book Hogs is one of the largest department outreach programs. Razorback student-athletes are guest readers in elementary classrooms and there are contests for reading the most books with the winners recognized at Razorback sporting events.

Bottom right: members of the Razorback women's golf team help out a local food shelter.

JEFF LONG

VICE CHANCELLOR FOR INTERCOLLEGIATE ATHLETICS AND DIRECTOR OF ATHLETICS

Entering his third full year as Vice Chancellor and Director of Athletics, Jeff Long has not only guided the University of Arkansas' Department of Intercollegiate Athletics through a period of unprecedented transition, he has transformed and revitalized a tradition-rich athletics program encompassing 19 sports and more than 460 student-athletes. Long has not only accepted, but embraced the challenge of leading a Razorback program that serves as a source of pride for so many at the University of Arkansas, in all corners of the state and to thousands of Razorbacks all around the world.

Long has established a multi-faceted combined athletics program uniformly committed to the development of student-athletes academically, athletically and socially. A part of Chancellor G. David Gearhart's Executive Committee, Long and other members of the campus leadership team are charged with developing policies and charting the course for the future of higher education at the University of Arkansas. Since his arrival, Long and his staff have re-engaged the athletic department with the university community working to more fully integrate Razorback Athletics into the campus environment. Razorback Athletics stepped forward with a \$1 million gift to support the university's academic mission in 2009-10 which brought the department's support of the greater university community to nearly \$4 million. The department has pledged another \$1 million gift for 2010-11.

The success of Long's approach can be measured in part by the remarkable accomplishments of the Razorback program in his tenure. Arkansas has captured six conference championships and advanced to 40 NCAA post-season competitions while

drawing more than a million fans annually to campus to cheer on the Razorbacks.

In the classroom, the Razorbacks exceed national APR multi-year rate standards in 18 of 19 sports. For the first time in program history, all 19 sports exceeded the yearly APR benchmark rate in the most recent report (2008-09). The academic success has coincided with a transformation of the program's academic achievement approach from maintaining eligibility to focusing on student-athlete advancement towards a college diploma.

In the community, Razorback student-athletes are more active than ever volunteering more than 2,500 hours of time in between the rigors of school and athletic practice and competition. Community outreach initiatives including Lift Up America, Book Hogs, Sweat Hogs, Razorback for a Day and Razorback Relief have Razorback student-athletes making a difference in Arkansas and around the world. In 2009-10, the Lee Spencer Cup was established to annually recognize the Razorback team that earns distinction in the classroom, in athletic competition, in personal development and in the community.

Administratively, landmark agreements have been negotiated with ISP and with Southeastern Conference television partners to guarantee future revenue streams and secure the financial base of the program in uncertain economic times.

Even the most optimistic outlook would have been hard pressed to foresee the level of success that the Razorback program would attain in such a short time after Long was selected to replace legendary athletic director and former Razorback football coach Frank Broyles in September of 2007. Before Long officially took the reins, Arkansas announced that it would combine its previously independent men's and women's athletic programs into one combined athletic program.

Shortly after that announcement, Long was busy engineering the first coaching search of his tenure. Long not only found the next head football coach, he convinced Bobby Petrino, one of the most successful collegiate coaches in recent history, to return to the college game at Arkansas.

By the time, Long officially started his new position on Jan. 1, 2008, he had already accomplished a list



of tasks vital to the short and long-term health of the Razorback program. He had begun the process of carefully blending the men's and women's athletic departments into one unified department and establishing a new administrative structure. Under Long's leadership, Arkansas revised policies governing class attendance, drug testing, the NCAA Opportunity Fund as well as other compliance and business office procedures. The academic support services division was re-organized and a formal division of student life was created focusing on student-athlete development and community service.

Long was busy on external issues as well. In 2008, Arkansas returned to the classic Razorback logo. The new branding was featured in the launch of a new website ArkansasRazorbacks.com. In 2009-10, Arkansas hosted a year-long celebration commemorating "100 Years of the Razorbacks" and launched a new official newspaper of the department, *Inside Razorback Athletics*.

Long worked tirelessly to maintain long-time relationships and to forge new relationships for the benefit of the Razorback program including extending Arkansas' relationship with War Memorial Stadium in Little Rock. Long was also instrumental in helping re-establish the Razorbacks' presence in Texas, partnering with former Razorback Jerry Jones to develop the Southwest Classic, a 10-year football series with Texas A&M played at the new Dallas Cowboys Stadium.

Perhaps his most impressive accomplishment came when he brokered a new partnership with ISP to form Razorback Sports Properties. As economic indicators were beginning to point toward challenging economic times, Long signed Arkansas



"WE WILL PROVIDE OPPORTUNITIES FOR STUDENT-ATHLETES TO ACHIEVE THEIR FULLEST POTENTIAL ACADEMICALLY, ATHLETICALLY AND SOCIALLY, WHILE COMPETING SUCCESSFULLY AT THE HIGHEST LEVEL."

to a deal that will guarantee the Razorback program \$73 million in the next 10 years. Long recently negotiated an extensive all sports apparel and footwear all sports agreement with NIKE, Inc. that will outfit all 19 Razorback sports programs through the 2014-15 season.

A number of athletic facilities have also seen a transformation with Bud Walton Arena undergoing extensive renovations, including replacement of the lower seating bowl and the addition of courtside seating, ribbon boards and a courtside club room. In the spring of 2009, Bogle Park, arguably the nation's best softball facility, was dedicated on the Arkansas campus and a new synthetic playing surface was installed at Donald W. Reynolds Razorback Stadium. Long remains committed to maintaining Arkansas' reputation as the home to some of the nation's best playing venues while targeting much needed facility improvements crucial to the overall development of student-athletes. The department recently commissioned a master facilities plan to assess facility needs for the future success of the Razorback program.

Arkansas' program flourished in Long's first year, finishing 24th in the NACDA Directors Cup, its best finish in nearly a decade. In his first full year at the helm, Arkansas scored a program-record 730 points on its way to a 25th-place finish. The back-to-back top 25 Directors Cup finishes marked only the second time in school history the Razorbacks accomplished that feat.

A veteran administrator with a track record of the highest commitment to the concept of "student-athlete," Long has had more than two decades experience in athletic administration at the Division I level including at the University of Pittsburgh, University of Oklahoma, University of Michigan, Virginia Tech University and Eastern Kentucky University prior to arriving at the Arkansas. While known as an innovator in athletic department management, Long also understands the coach's perspective from time spent in coaching and administrative staff positions at Duke University, Rice University and North Carolina State University.

On the forefront of NCAA governance, Long served on the NCAA Management Council as one of the athletic administrators who oversaw the operations and regulation for Division I. His experience as an athletic director and administrator in America's most prestigious conferences – the Big 12, Big Ten, Big East, Atlantic Coast and now SEC gives Long a uniquely informed perspective on intercollegiate athletics. During his career, Long has served in five of the six Bowl Championship Series leagues.



The Long Family: Christina, Fanny, Stephanie and Jeff.

Prior to assuming his current roles at Arkansas, Long served for four years as the athletic director at the Pittsburgh. During his tenure, Long redefined Pitt athletics, most notably through the "Quest for Excellence" campaign. Designed to enhance the student-athlete experience for Panther athletes through scholarship endowments and capital gifts for facility construction and renovation, the Quest resulted in almost \$34 million in just over two and a half years.

His commitment to building the Pitt athletics brand resulted in a new primary mark for the Panthers which returned the powerful "PITT" brand to Pittsburgh. He established a partnership with adidas for uniforms and apparel for all 19 Pitt teams and an agreement with ISP Sports.

Long's four-year tenure added up to Pittsburgh becoming one of the nation's top programs, notably the Panthers' selection as the No. 17 overall program in the nation in the December 2006 *Sports Illustrated on Campus* All-Sport Rankings.

As an athletic leader, Long was a key advocate for the Big East during the league's time of membership transition. Due in part to his leadership, the Big East maintained its position as a key member of the Bowl Championship System, and the Pitt Panthers earned the Big East's automatic berth in 2004 at the Tostitos Fiesta Bowl. Along with his tenure on the Executive Council, Long also served on the NCAA's Sports Wagering Task Force in 2004, and as a member of the Executive Committee of the Division I-A Athletic Directors' Association.

Before arriving at Pitt, Long was senior associate athletic director at Oklahoma for two and a half years. Responsible for the

external affairs of the Sooners, he oversaw key brand areas of marketing and promotions, licensing, media relations, ticketing, radio and television rights and SoonerVision productions. In addition, Long was the primary administrator for the Sooners' highly successful football and men's basketball programs, along with sport supervision of baseball, wrestling and both golf teams.

Long's first appointment as a director of athletics was at Eastern Kentucky where he served for two and a half years. He made several revisions to the ECU athletic infrastructure and completed several facility projects. Long created the first modern corporate partner and sponsorship structure at ECU. Prior to Eastern, Long had a brief stay with Virginia Tech as an associate athletics director.

He began his career in college athletic administration at the Michigan, hired by legendary coach and athletics director, the late Bo Schembechler. During his seasons with the Wolverines, Long was promoted through a series of posts to the position of associate athletics director.

A former two-sport athlete at Ohio Wesleyan, Long earned seven varsity letters for the Bishops in football and baseball before completing his degree in economics in 1982. He started his post-graduate career in athletics as a graduate assistant football coach at the cradle of coaches, Miami University of Ohio. Long earned his master's in education at Miami in 1983, moving on to football staff positions at Rice, Duke and N.C. State prior to joining Michigan.

An Ohio native from Kettering, Long is married to the former Fanny Gellrich of Ann Arbor, Mich. The Longs have two daughters, Stephanie and Christina.

ARKANSAS SENIOR STAFF

BEV LEWIS

ASSOCIATE VICE CHANCELLOR AND EXECUTIVE ASSOCIATE AD

For almost three decades, Bev Lewis is synonymous with the University of Arkansas and Razorback women's sports teams. While 2007-08 season was 27th season at the University, it also proved one of the most important in her time at Arkansas. Lewis was key player in the decision to bring together the University's men's and women's departments. Starting on Jan. 1, 2008, she became an associate vice chancellor for the University and the executive associate athletic director of the unified Razorback Athletic Department.

Lewis, the former women's athletic director, now serves as associate vice chancellor and executive associate athletic director for administration and sport programs. Lewis is also the coordinator of a five-member sport administrator group that provides day-to-day administrative support for each of Arkansas' 19 sports. Lewis is the sport administrator for women's basketball, men's and women's cross country, men's and women's track and field, men's and women's golf, gymnastics, softball and volleyball. In addition, Lewis is the primary administrator working with the Razorbacks' strength and conditioning units and athletic training and sports medicine program as well as overseeing the media relations and new media divisions. She also serves as a liaison to the faculty senate and the faculty athletic committee, and coordinates the department's NCAA certification, Title IX compliance and strategic planning.

The largest portion of her service to the university was her 19-year tenure as the Director of Women's Athletics. As a result of her strong emphasis on the classroom, Razorback female student-athletes received numerous academic honors including national academic All-American of the year, team academic national titles and the University's first two SEC/H. Boyd McWhorter Scholar-Athletes of the Year.

Her leadership was also a part of the success of the University's Campaign for the Twenty-First Century. Lewis directed Women's Athletics to over \$11.5 million in direct support for women's teams. During the campaign, Lewis received one of her greatest personal honors as Bob and Marilyn Bogle requested that Arkansas' \$6 million facility be named the Bev Lewis Center for Women's Athletics.

In 1998, she was voted into the University of Arkansas Hall of Honor by the University's letterwinners in recognition of her contributions both as a coach and an administrator.

Lewis served collegiate athletics at the highest level as an administrator, first with the NCAA Championship Cabinet and most recently on the NCAA Management Council.

Prior to assuming the duties of AD, Lewis was women's cross country and track coach. Her Arkansas coaching milestones included the first women's squad to achieve a national ranking and the first conference championship team with the 1988 Southwest Conference Cross Country Championships.

Lewis earned her bachelor's degree from Central Michigan in 1979 and followed it with her master's from Purdue prior to her arrival at Arkansas in 1981.

Her husband, Harley, is the former athletic director at the University of Montana, former assistant director of championships with the NCAA, and development officer at Arkansas.



JON FAGG

SENIOR ASSOCIATE AD FOR COMPLIANCE AND STUDENT-ATHLETE SERVICES

Overseeing all aspects of compliance and academics, Jon Fagg joined the University of Arkansas as a senior associate athletic director for compliance and student-athlete services in the summer of 2008. He serves as member of the senior management group for the Department of Intercollegiate Athletics.

Fagg's department supervision of NCAA and Southeastern Conference rules compliance and education is a new position for Arkansas. In addition to reporting directly to the vice chancellor and director of athletics, Fagg will have an informational reporting relationship on compliance issues with the University's Office of the General Counsel.

In addition to compliance, Fagg also supervises the student-athlete services department which advises and offers support to more than 450 Razorback student-athletes.

Fagg joined the Razorback staff after spending the past seven years at North Carolina State University. Hired at North Carolina State in March 2001, he served four and half years as an assistant athletics director for compliance before being promoted to associate athletics director for compliance in the fall of 2005.

While with the Wolfpack, Fagg's responsibilities included coordinating all aspects of the NCAA compliance program, including rules education for intercollegiate staff and related university personnel, and advisement, education and interpretations regarding NCAA rules and regulations.

Prior to his tenure at North Carolina State, Fagg spent three years as the assistant athletics director for compliance at Fresno State University. He also served one year as director of compliance for the Big South Conference.

His first athletics administrative experience came at Mars Hill College where he handled compliance duties as well as serving as an assistant coach for the football team for three seasons.

His coaching experience also includes a stint as an assistant coach at Davidson from February 1992 to June 1993 and as a GA coach at his alma mater, the University of Arizona, from January 1991 to February 1992.

Fagg and his wife Amanda have three children: Jon Madison and twins, Reed and Ellie.



MATT TRANTHAM

SENIOR ASSOCIATE AD FOR INTERNAL OPERATIONS

Overseeing Razorback facilities, event management and equipment operations, Matt Trantham begins his third year at the University of Arkansas as the senior associate athletic director for internal operations.

Supervising several major projects in his first year with the Razorbacks, Trantham guided the \$2.5 million renovation of Bud Walton Arena and the \$1.3 million restoration of synthetic playing surface at Donald W. Reynolds Razorback stadium in 2008-09. This year, he is overseeing the Master Plan currently underway for all athletic facilities.

Prior to joining Arkansas, Trantham began his career with the Sooners in July 1999 as the promotions director for the athletic department where he worked with all 20 of OU's teams. He was named assistant athletic director for event management in 2004 and was promoted to associate athletic director in 2006.

In his role as associate AD for event management, Trantham oversaw more than 500 events a year, coordinated the efforts of more than 1,500 event staff members and was responsible for activities within 13 athletic facilities. He also served as OU's liaison with all postseason events including both Big 12 and NCAA championship competitions.

Prior to joining the Sooners, Trantham spent five seasons in professional sports in Washington, D.C. Trantham earned his bachelor's of science degree in business management from Centenary College in 1990 and a master's degree in sports management from the United States Sports Academy in 1998.

Trantham and wife Kristen are parents of two sons, William Matthew and Davis Michael; and one daughter, Morgan.



ARKANSAS SENIOR STAFF

CLAYTON HAMILTON

Associate Athletic Director.
Chief Financial Officer

Clayton Hamilton joined the university in January 2010, assuming oversight of the financial affairs, business operations, and human resources. He has over 13 years of financial management experience, with stops at Colorado, Florida State, the Dallas Cowboys, and Cleveland Cavaliers. He is a member of CABMA, and served as president in 2008-09. Hamilton graduated from Arkansas in 1994 with a bachelor's degree in accounting, and from the U.S. Sports Academy in 1997 with a master's degree in sports management. Hamilton received his CPA certification from the State of Arkansas in 1998. Hamilton and wife Stephanie have two daughters, Lauren and Caylee.



MELISSA HARWOOD-ROM

Associate Athletic Director for
Student-Athlete Academic Support and
Achievement

Serving as the lead coordinator for academic support for all 19 Razorback sports, Melissa Harwood-Rom brings over 20 years of experience at Arkansas. Joining the university in 1989 after working with football and men's basketball at Washington State, she developed the former women's athletics department academic system before being named to oversee all teams in the summer of 2008. She and university professor Curt Rom have two children, Zoe and Clio.



CHRIS POHL

Associate Athletic Director for Events

A former championships director for the NCAA, Chris Pohl begins her seventh season at the University of Arkansas. She joined Arkansas in 2004 to manage marketing and promotion for the women's sports after 11 years at the NCAA. Pohl coordinates home events for the Razorbacks, taking lead on gymnastics and women's basketball among others. A 1981 graduate of Central Michigan and basketball letterwinner, she earned her master's in 1984 from Penn State.



BRIAN PRACHT

Associate Athletic Director for Marketing

Brian Pracht joined the Razorbacks in July 2010, with more than 15 years of collegiate marketing and promotions experience working at Wichita State, Long Beach State and the Southland Conference. His responsibilities at Arkansas include overseeing marketing, promotions, ticket sales, licensing in addition to serving as the staff liaison with International Sports Properties (ISP) and Razorback Sports Properties (RSP).

Pracht graduated in 1994 with a bachelor's degree in business administration from Emporia State in Kansas. He and his wife Amy have two daughters, Caroline and Lily.



TRACEY STEHLIK

Associate Athletic Director for Compliance

Starting her 27th year with the University of Arkansas, Tracey Stehlik serves as associate athletic director for compliance. She began her career as an assistant women's basketball coach, and was a part of the staff that won the only women's hoops conference championships at Arkansas. Stehlik worked in a variety of administrative roles since leaving the court including compliance and game management. She and husband Wayne have two daughters, Mollie and Maggie.



KEVIN TRAINOR

Associate Athletic Director for
Public Relations

Starting his 16th season at Arkansas, Kevin Trainor is in his third year as associate athletic director and his first as the department's Public Relations Director. Trainor was a nearly 20 year veteran in the media relations office before assuming his current role. A university graduate in journalism in 1994, he earned his masters at Arkansas in 2005. Trainor and his wife, the former Ruth Whitehead, are the parents of two daughters, Emma and Ellie.



JUSTIN MALAND

Asst. Athletic Director for Facilities

Justin Maland begins his fourth year as an assistant athletic director for facilities and his ninth with the Razorback athletic department. The Harrison, Ark., native was a catcher at Hendrix College, and joined Arkansas through the baseball staff in 1999. He earned his master's in sports management from Arkansas in 2001. He is married to the former Sarah Parnell, and the Malands are the parents of two children, Macy and Jack.



DR. BILL SMITH

Asst. Athletic Director for New Media

Beginning his 22nd year with the university, Dr. Bill Smith manages internet operations for the athletic department, ArkansasRazorbacks.com, and oversees brand compliance and printed projects. Smith earned his doctorate at the university in 1999, and has been an adjunct instructor at both Arkansas in journalism and NorthWest Arkansas Community College in history. He and his wife Libby have two children, Will and Ashley.



ERIC WOOD

Asst. AD for Student-Athlete Development

Eric Wood begins his second year with Arkansas working to develop programs that contribute to the personal growth and character development of Razorback student-athletes. Wood worked in a similar role at the ACC and is the current chair of the NCAA Student-Athlete Affairs Advisory Committee. He also spent a year at Wake Forest and at the University of New Haven. Wood is a 1998 graduate of Sacred Heart University and was a three-year letterman in football. He earned his Master's Degree from Clemson in 2000. Wood and his wife Celia are originally from the Bronx, N.Y.



RAZORBACK FOUNDATION, INC.

Performing the vital role of supporting the student-athletes at the University of Arkansas with financial support, the Razorback Foundation, Inc., is in its fourth decade of working alongside the athletic department to advance Razorback Athletics.

The goal of the foundation is ensuring that the more than 460 student-athletes at Arkansas have the equipment, facilities and overall support to achieve the goals of graduation and athletic achievement.

For the first time in school history, all 19 Razorback head coaches and members of the athletic department's executive and senior administrative staffs are members of the Razorback Foundation. The pledge of personal support by those inside the department led the way for a growth in membership that saw the membership total increase from 10,390 in November 2008 to 10,530 in June 2009.

From January to June 2009, Razorback Foundation staff visited with more than 11,000 people at 50 Razorback Club functions, ranging from chapter meetings to scholarship fundraising golf events hosted by local Razorback Clubs.

Another key factor in raising the profile of the Razorback Foundation and fostering membership growth was a renewed commitment to increasing A Club membership (former Razorback letter winners) and enhancing communication and coordination with Razorback Clubs throughout the region. To help facilitate communication with all foundation members, a new web site RazorbackFoundation.com was launched.

The Foundation, officially incorporated and relocated off campus in 1988, has helped provide financial aid for the construction for the Broyles Athletic Center (football and administrative offices), Charlie Baum Stadium at George Cole Field (baseball), John McDonnell Field (outdoor track and field), Randal Tyson Track Center (indoor track and field), Dills Indoor Tennis Center, the George M. Billingsley Tennis Center (outdoor tennis) and Donald W. Reynolds Razorback Stadium (football).

MISSION STATEMENT

The stated mission of the Razorback Foundation, Inc., is to support the athletic endeavors of the University of Arkansas Razorbacks.

The Foundation assists our student-athletes by providing for scholarships, facilities and various programs that enable them to realize their dreams of achieving a quality college education while participating in athletics on a nationally competitive level.

MEMBERSHIP LEVELS

The opportunity to participate in the annual fund giving to the Razorback Foundation, Inc., has several levels, beginning at the \$50 Razorback level and continuing up to Broyles-Matthews Scholarship Platinum. For more information about levels of giving and benefits, please visit the foundation's website at RazorbackFoundation.com.



Harold Horton
Executive Director



Chris Wyrick
Executive Dir. RSVP



Norm DeBriyn
Associate Director



Sean Rochelle
Associate Director



Marvin Caston
Assistant Director



Jessica Dorrell
Assistant Director



Jackie Rollins
Chief Financial Officer



FRANK BROYLES Athletic Director Emeritus

The start of 2008 saw the Razorback Foundation, Inc., welcomed a familiar face, a man with a high profile and a long track record in athletics -- legendary Arkansas athletic director Frank Broyles.

The former national champion football coach and leader of Razorback men's athletics for almost 40 years, he closed out a 50-year career of service to the University and is now raising support for the University and the Razorback program.

A member of every significant college athletics hall of fame, Broyles was recently named to the NACDA Hall of Fame in 2008. His 19-season career as the Razorback head football coach included the 1964 National Championship, seven Southwest Conference titles and a record of 144-58-5.



Donita Ritchie
Admin. Asst. to
Frank Broyles



HOME OF CHAMPIONS

RAZORBACK ATHLETICS

42

National Championships (1 in football in 1964, one in men's basketball in 1994, 40 in men's cross country, track and field.)

118

NCAA Individual Titles (102 in men's and 12 women's cross country and track and field, two individuals in women's swimming and diving, one women's golf and one doubles team in men's tennis.)

179

Conference Team Titles - This number includes team and divisional titles won in the SWC and SEC (7 baseball, 27 men's basketball, two women's basketball, 34 men's cross country, 13 women's cross country, 18 football, one men's golf, one soccer, 28 men's indoor track and field, five men's tennis, two women's tennis, three women's indoor track, 24 men's outdoor track and field, three women's outdoor track and field, 11 volleyball.)

590

Conference Individual Titles - This number includes titles from the SWC and SEC (21 men's cross country, 11 women's cross country, one men's golf, two women's golf, two gymnastics, two swimming and diving, 28 men's tennis, 162 men's indoor track and field, 98 women's indoor track and field, 199 men's outdoor track and field, 64 women's outdoor track and field.)




Top: 2006 NCAA Men's Track and Field Championships. Upper right: Amy Yoder wins an individual National Title. Right: Stacy Lewis won the 2007 NCAA Women's Golf National Championship. Above: The 1994 men's basketball team returns to celebrate the National Championship. Left: The men's track and field team won the 2010 SEC Championship.



MILLION FANS

LET'S CALL THOSE HOGS



Fans love the Razorbacks and that is easily evidenced by the more than 1 million people who were in attendance at last year's athletic contests. Here's a look at some of the numbers and keep in mind that our attendance totals don't include men's and women's cross country, track and field, men's and women's tennis, and swimming.

1,149,641	Total number of fans attending Razorback home events in 2009-10
65,112	The average home football attendance
13,182	The average home men's basketball attendance
7,749	The average home baseball attendance
4,477	Fans who attended the 2010 SEC Softball Tourney at Bogle Park
2,505	The average home gymnastics attendance



CAMPUS LIFE

OPPORTUNITIES FOR THE MIND, BODY AND SOUL

The university offers a vibrant campus life for its mainly full-time, residential undergraduate student population. More than a dozen university residence halls can accommodate in excess of 4,000 students, and the rest live in and around the city of Fayetteville.

There are over 300 registered student organizations including special interest, religious, international and cultural organizations, as well as honorary and professional service groups. Students also may choose to participate in the university's Greek system, which is made up of 11 sororities and 17 fraternities.

In addition, more than 6,000 students, faculty and staff annually participate in the intramural sports program, which offers activities like bowling and table tennis tournaments, and sponsors clubs ranging from aikido to waterskiing. Many of these activities are conducted at the Health, Physical Education, and Recreation building, a \$14 million, 225,000-square foot facility that contains 10 racquetball courts, four basketball gyms, an indoor track, an Olympic size pool, a climbing wall, a computer lab, a human performance lab and numerous classrooms.

Culturally and intellectually, the academic semesters bustle with faculty and student musical performances, theatre productions, art exhibits, concerts, poetry readings and visiting speakers — both on campus and at the adjacent Walton Arts Center. Recent university programming includes outdoor movies at the Greek Theatre, comedians, karaoke nights and even a hypnotist.

The university's Distinguished Lecture Series has featured former heads of state, Pulitzer Prize-winning writers, political pundits and humorists,

and other noteworthy national and international figures and scholars such as James Carville, Mary Matalin, Ehud Olmert, Geraldine Ferraro, James Earl Jones, George H.W. Bush, and Dave Barry.

RESIDENTIAL LIFE

Close to all the university has to offer

University Housing offers a variety of housing options with in more than a dozen residence halls on campus. First-year students are required to live on campus and will find many options in living arrangements and price that entice them to stay on campus beyond their freshman year — from the suite-style facilities of Maple Hill to the international living learning community of Holcombe Hall to the new apartments on Duncan Avenue.

Maple Hill is a multi-use suite-style facility. Students live in double rooms in one- and two-bedroom suites, with cable television and individual Ethernet connections in each room. The residence halls also feature staff apartments, classrooms, conference rooms, quiet study rooms and a large fireplace lounge.

Holcombe Hall opened in 1949, and is named for Miss Jobelle Holcombe, who graduated in 1898 and served as the first dean of women from 1907 to 1913. In 2006, Holcombe Hall began the transition to an international living-learning community. The goal of these communities is to create a unique and exciting place for international exchange and learning at the University of Arkansas. Students and

staff conduct programs in Holcombe through the year, but the true strength of the community comes from the interactions, relationships and plans the residents themselves build.

The newest and most unique campus residence is Duncan Avenue Apartments. The four-bedroom apartments are just minutes walking distance from most classrooms and laboratories on campus. While this complex offers apartment-style living, each student has a separate contract — so if an apartment-mate leaves, other roommates are not responsible for the departing roommate's charges. The fully furnished apartments include high speed Internet, cable television and all utilities except telephone, and also features a washer and dryer and full kitchen with appliances. It is the first "Green Globes" construction project on the University of Arkansas campus.

Visit <http://housing.uark.edu> to learn more about our campus housing options.





TRADITION

THERE IS NOTHING LIKE A RAZORBACK

A MASCOT LIKE NO OTHER

The wild hogs known as razorbacks native to the Arkansas wilderness bear no resemblance to the typical barnyard pig of today. The untamed razorback hog was a lean, feral animal that was ill-tempered. It fought and defeated anything that crossed its path, man or beast. Turn of the 20th century outdoor magazines lauded the razorback as “the most intelligent of all the hogs and is likewise the most courageous. . . . He has a clear, farseeing eye.”

Except for the rare sighting in the Australian Outback, the Razorback only exists today in the form of Arkansas’ players and fans. A Russian boar, which closely resembles the wild hog of Hugo Bezdek’s day, currently serves as the official live mascot.

Tusk III is cared for by the Stokes family of Dardanelle, Ark., and travels to home games and special events for the Razorbacks. Tusk III is supported by the legacy program known as the Tusk Fund, and fans can participate by sending their support care of the Razorback Foundation, Inc. Tusk III made his debut in 2010 after the unexpected passing of his brother, Tusk II, following Arkansas’ AutoZone Liberty Bowl win over ECU in January.

While yearbook references as early as 1914 of a hog on the sideline at football games, a formal live mascot prior to the Tusk line dates back to the 1960s with a series of hogs that represented Arkansas. In addition to appearances at games, they have gained a reputation for fierce behavior.

Big Red III escaped from an exhibit near Eureka Springs in the summer of 1977 and ravaged the countryside before being gunned down by an irate farmer. Another live mascot, Ragnar, was a wild hog captured in south Arkansas by Leola farmer Bill Robinson. Before Ragnar’s spree was done, the mighty animal had killed a coyote, a 450-pound domestic pig and seven rattlesnakes. Ragnar died in 1978 of unknown causes.

THE HOG HAT

It is true; no Razorback fan’s closet is complete without an official Hog Hat. The original style was a hard plastic hat with a long snout, rough razorback ridges across the top and wickedly sharp, pointed curly-cue tail. The modern versions are often sculpted from softer material. Regardless, the Hog Hat is undoubtedly the most recognized piece of fan apparel in college athletics. Just ask ESPN GameDay’s Kirk Herbstreit as he dons the traditional Hog Hat.



WHY RAZORBACKS?

Arkansas' athletic teams have not always been called the Razorbacks. During the early years of its athletic history, the Cardinal served as the University nickname.


A lot of things changed in 1909, however, when Arkansas football coach Hugo Bezdek called his players "a wild band of Razorback hogs," after guiding his team to a 16-0 victory over Louisiana State on October 30, 1909.

Alluding to the Razorback, characterized by a ridge back and tenacious, wild fighting ability, Bezdek never forgot this idea and often called his team "a fighting band of Razorbacks."

This new nickname became increasingly popular and the student body voted to change the official University mascot from the Cardinal to the Razorbacks in 1910.

In the 1920s, "Wooo, Pig, Sooie" was added as the school yell, referred to more commonly as the "Hog Call."

There are dozens of Lions, Tigers and Bears, but in all of college athletics there is only one Razorback. The distinctive logo of the Arkansas teams is officially known as the Profile Hog, but is known to many fans as the Helmet Hog -- a fixture of the football team's helmet for almost half a century.



A PROPER HOG CALL


A chant of "Woo Pig Sooie" is known worldwide as a Hog Call. Just like any good tradition, there are lots of versions of the Hog Call (even spellings).

A properly executed Hog Call is composed of three "calls," slowly raising one's arms from the knees to above the head during the "Woo." Traditionalists prescribe an eight second "Woo." The fingers should be wiggled and the "Woo" should build in volume and pitch as the arms rise.

Upon completion of the "Woo," both arms are brought straight down with fists clinched as if executing a chin-up while yelling, "Pig". The right arm is extended up and out with the "Sooie."

A full Hog Call -- the kind one will always hear victorious Razorback teams execute after contests -- requires two more Hog Calls, followed immediately by a "Razor-Backs" yell, coordinated with a pumping motion of the right arm after the third "Sooie." So, in order, the full Hog Call is:

**WOOOOOOOO. PIG. SOOIE!
WOOOOOOOO. PIG. SOOIE!
WOOOOOOOO. PIG. SOOIE!
RAZORBACKS!**



ARKANSAS FIGHT

One of the first tasks of a new Razorback is learning to sing the University of Arkansas fight song. Arkansas Fight was written in the late 1920s. It is a unique tune, fitting of the only college in America with a Razorback mascot. Several other colleges have adapted the tune, but the lyrics remain unique to Arkansas.

Hit that line! Hit that line!
Keep on going!
Take that ball right
down the field!
Give a cheer. Rah! Rah!
Never fear. Rah! Rah!
Arkansas will never yield!
On your toes, Razorbacks,
to the finish,
Carry on with all your might!
For it's A-A-A-R-K-A-N-S-A-S
for Arkansas!
Fight! Fight! Fi-i-i-ight!

RAZORBACK SPIRIT SQUADS

Along with being a Razorback, serving as a Razorback cheerleader has a long tradition at the University of Arkansas. Currently, the Razorbacks have two squads, a Red and White, that inspire the crowds at all home sporting events.

Arkansas also has a dance team, the Razorback Pom Squad, which performs at halftime of many events. Members of the Pom Squad also serve at baseball games as RBI Girls. Arkansas has a team of uniformed mascots, led by the original Big Red, the Fighting Razorback. Sue E. joined the family along with kid-sized Pork Chop in the late 1990s. Boss Hog is a 9-foot-tall inflatable mascot that rounds out the team.

Jean Nail serves as the coordinator for cheerleaders and mascots. For more information on the cheer squads and tryouts, go to the Spirit Squad section of ArkansasRazorbacks.com.

THE UA ALMA MATER

Brodie Payne and Henry Tovey wrote the University of Arkansas Alma Mater in the early 1900s. They were inspired by the Ozark Mountain sunrise as it illuminated Old Main.

*Pure as the dawn on the brow of thy beauty,
Watches thy Soul
from the mountains of God.
Over the fates of thy children departed,
Far from the land
where their footsteps have trod.
Beacon of hope in the ways dreary lighted,
Pride of our hearts that are loyal and true.
From those who adore unto one who
adores us,
Mother of Mothers, we sing unto you.*

FAYETTEVILLE


SOMETHING FOR EVERYONE



Fayetteville's famous Dickson Street is much more than a college hangout, adding upscale condominiums and specialty retail to its long-standing reputation as the center of entertainment and dining. From hosting major national events like Bikes, Blues and BBQ or serving as the final resting place for the goal posts after Razorback football upsets, one thing remains constant -- Dickson is the heart of what's happening.

Characterized by unmatched outdoor activities, a vibrant night life and cultural and educational opportunities, Fayetteville has something for everyone.

From Robert Redford to James Earl Jones, the University of Arkansas hosted numerous famous speakers in recent years through its



Distinguished Lecture Series. Ranging from political satirist, now senator, Al Franken, political consultant Mary Matlin to CNN's Anderson Cooper, and to former world lead-




FAYETTEVILLE ARKANSAS INFORMATION

- #4 Best Places for Business and Career
Forbes Magazine
- #7 Top College Sports Towns
Forbes.com
- #7 Best Places to Live, Work and Play
Kiplingers'
- #9 Healthiest Housing Market
National Builders



ers like George H. W. Bush to Israeli prime minister Ehud Barak, vice presidential candidate Geraldine Ferraro and the former Prime Minister of Pakistan



the late Benazir Bhutto. Sports figures such as Magic Johnson and Apollo Ohno have been on campus. We've also had one of our more famous former law professors speak several times, President Bill Clinton.

The Fayetteville campus hosts several concerts each year and recent performers include sold-out performances by TI, Foo Fighters and John Mayer in Barnhill Arena. Special events bring artists ranging from B.B. King to Keith Urban and Carrie Underwood to Reynolds Razorback Stadium.

NORTHWEST ARKANSAS

COME AND EXPLORE

While Fayetteville is home to the University of Arkansas, its location in the Northwest corner of the state broadens the borders of this college territory. With Springdale, Rogers and Bentonville to the North, Siloam Springs to the West and Fort Smith to the South of Fayetteville, it's easy to see how Northwest Arkansas is in the center of all the action.

SPRINGDALE

With a population around 65,000, Springdale is anchored by the world headquarters of Tyson Foods. It is home to museums, 100 houses of worship, theaters and great dining. It is also home to the Northwest Arkansas Naturals, Kansas City's Double A affiliate.

ROGERS

Rogers boasts a population around 50,000 and is home to Mercy Medical Center. Just minutes from Fayetteville, Rogers has some of the area's best shopping and dining options.

BENTONVILLE

Bentonville's population has blossomed to more than 29,000. North west Arkansas Community College is located here, and it is the home to Walmart, the world's largest retailer. In addition, several of Walmart's largest vendors make their homes in the area as well making this an exciting place for new graduates to explore.

NORTHWEST ARKANSAS INFORMATION

- The population of Northwest Arkansas is around 420,000.
- It is recognized as one of the fastest growing areas in the United States.
- The regional airport (XNA) offers several daily departures, with direct jet service to Atlanta, Charlotte, Chicago, Cincinnati, Dallas/Ft. Worth, Denver, Detroit, Houston, Las Vegas, Los Angeles, Memphis, Minneapolis/St. Paul, Newark, New York and Orlando.

Bentonville also hosts many of the area's exciting outdoor opportunities with lake access, camping, golf and other recreational outlets.

THE AMP

Every summer, Northwest Arkansas comes alive with the sound of music at the Arkansas Music Pavilion. The AMP plays host to headliners, newcomers and local artists in an outdoor concert setting. The 2010 schedule included Levon Helm, Blue Oyster Cult, Georgia Satellites, Indigo Girls, Goo Goo Dolls, Ted Nugent, Gary Allan, Eil Young Band and Corey Smith, Colby Caillat, STS9, Cross Canadian Ragweed, Pat Travers and Rick Derringer and the Black Crowes.

THE NORTHWEST ARKANSAS NATURALS

The Northwest Arkansas Naturals enjoyed their second summer in Springdale in 2010. The Naturals are members of the Texas League and have a schedule that runs from April-September. Numerous promotional events including concerts, fireworks and special events surround nearly every home game at ARVEST Ballpark.

BIKES, BLUES AND BBQ

Fayetteville and the Northwest Arkansas area celebrated the 10th Annual Bikes, Blues and BBQ event in 2009 and are eagerly anticipating the 2010 fall event as well.

The Bikes, Blues and BBQ rally is the third-largest bike rally in the country behind Sturgis and Daytona Beach and the 2009 attendance numbers were around 350,000 people.

This year's event begins Sept. 29, and the family-friendly rally helps area charities. The event was established in 2000 and more than one half million dollars has been raised. Blues concerts and great food are all part of the fun on this rumbling weekend.



WALTON ARTS CENTER

Just off campus in the heart of Fayetteville is home to the Walton Arts Center. The WAC hosts numerous concerts, theater productions, classes and events with headliners such as Beauty and the Beast, Momma Mia! and the Blue Man Group just to name a few. Shows and events run year round.



FACILITIES

HOME OF THE RAZORBACKS

1



1. Donald W. Reynolds Razorback Stadium (72,000)

Recently renovated in 2001...Home of football museum...one of the largest sports venue video boards

2. Bud Walton Arena (19,200)

Fifth-largest on-campus hoops facility in nation.

3. Baum Stadium (10,731)

Inaugural season in 1994-95...Several expansions...Host of several NCAA events including 2010 regional

4. Bogle Park (1,346)

Inaugural season in 2009...Host of 2010 SEC Championship...Chairback seating...Skyboxes

5. Randal Tyson Track Center (5,000)

Named for Randal Tyson in recognition of the lead gift from the Tyson Family...Host of nine NCAA Men's and Women's Indoor Track and Field Championships

6. John McDonnell Field (7,000)

Named for legendary track coach John McDonnell in 1998...Host of 2009 NCAA Outdoor Track and Field Championships

7. Agri Cross Country Park

Year-round dedicated cross country training and competition facility

2



5



3



6



4



7



FACILITIES

HOME OF THE RAZORBACKS

8. Fred and Mary Smith Golf Facility

Opened 2004...Blessings Golf Course...Indoor practice bays and video analysis...dedicated putting and chipping areas on all surfaces

9. Barnhill Arena - Gymnastics (8,500)

Inaugural season for gymnastics in 2003...Host of 2006 and 2009 NCAA Regional

10. Barnhill Arena - Volleyball (8,500)

Converted to volleyball facility in 1994...Host of several NCAA first and second round matches

11. Arkansas Natatorium (1,500)

Inaugural season in 1985...renovations in 1996, 2003, 2007...diving area with 5 meter and 10 meter platforms as well as 1 meters and 3 meters boards...Long and short course events.

12. Razorback Field (1,000)

Inaugural season in 1992...Renovated in 2001 and 2010


13. Billingsley Tennis Center (1,500)

Renovated in 2008...Elevated stadium seating for 10 outdoor courts

14. Dills Indoor Courts (1,500)

Only six-court indoor facility in the SEC...Chairback seating added in 2004...Lead gift from the Dills family

11



12



13




14



8



9



10



FACILITIES

HOME OF THE RAZORBACKS



WALKER FAMILY TRAINING CENTER

- Opened Jan. 18, 2005
- Headquarters to the Razorback strength and conditioning program
- 38,000 square foot facility...110 yards long overlooking the Razorback indoor and outdoor football practice fields
- 19,000 square foot weight room
- 19,000 square foot conditioning area
- Nutritional area with juice bar and protein machines
- 13 42-inch flat-screen televisions
- On-site athletic training room



WILLARD AND PAT WALKER PAVILION

- Opened in 1998 and resurfaced in 2002
- Made possible by a gift from Willard and Pat Walker
- 76,000 square feet of usable space
- Full-size football field including end zones and sidelines
- Height of 52 feet
- Home to the primary Razorback weight room
- Camden and Sue Greene Speed Development Center features sprint and sand lanes



SUTTON STRENGTH AND CONDITIONING CENTER

- Opened in April 2004
- 7,000 square foot strength and conditioning area
- Located within the Lewis Center
- Dedicated to the physical training needs for female student-athletes

This is . . .

RAZORBACK COUNTRY

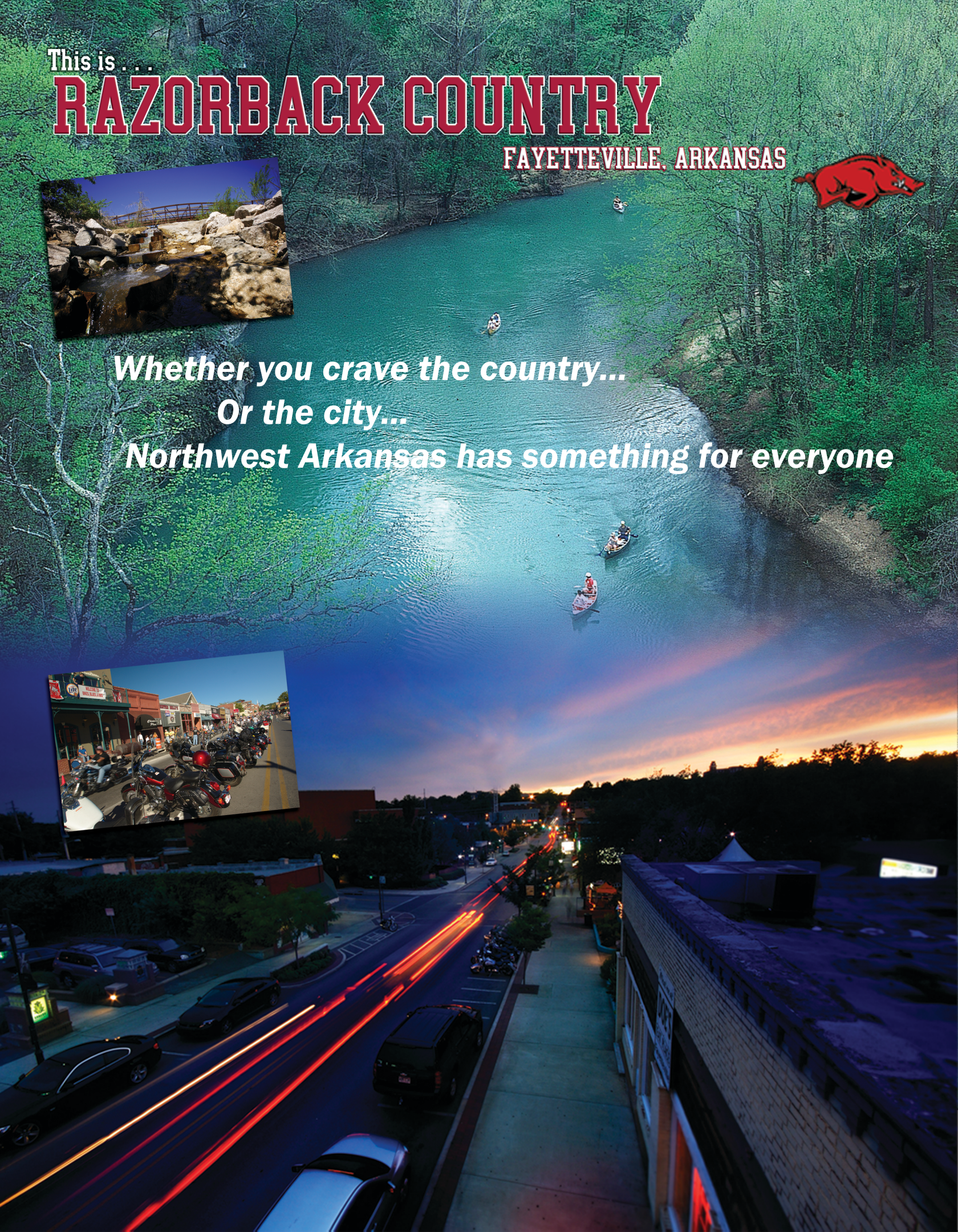
FAYETTEVILLE, ARKANSAS



Whether you crave the country...

Or the city...

Northwest Arkansas has something for everyone



2010 - 2011 SCHEDULE

DATE	OPPONENT	SITE	TIME
Oct. 22	RED/WHITE	FAYETTEVILLE	7:30 p.m.
Nov. 3	MISSOURI SOUTHERN (EXH)	FAYETTEVILLE	7 p.m.
Nov. 12	FLORIDA A&M	FAYETTEVILLE	11:30 a.m.
Nov. 14	DAVIDSON	FAYETTEVILLE	1 p.m.
Nov. 17	MISSISSIPPI VALLEY	FAYETTEVILLE	7 p.m.
Nov. 21	MIDDLE TENNESSEE STATE	FAYETTEVILLE	2 p.m.
Nov. 23	TENNESSEE STATE	FAYETTEVILLE	7 p.m.
Nov. 26-27 UTEP Thanksgiving Classic El Paso, Texas			
Nov. 26	Idaho State vs. UTEP	El Paso, Texas	5:30 p.m.
Nov. 26	High Point vs. Arkansas	El Paso, Texas	8 p.m.
Nov. 27	Third/Fourth Place	El Paso, Texas	5:30 p.m.
Nov. 27	Championship Game	El Paso, Texas	8 p.m.
Dec. 1	Texas Arlington	Arlington, Texas	7 p.m.
Dec. 4	Utah	Salt Lake City, Utah	2 p.m.
Dec. 16	ORAL ROBERTS	FAYETTEVILLE	7 p.m.
Dec. 19	OKLAHOMA (COX)	FAYETTEVILLE	5 p.m.
Dec. 28	FURMAN	FAYETTEVILLE	7 p.m.
Jan. 2	at Florida * (SUN)	Gainesville, Fla.	Noon
Jan. 6	KENTUCKY *	FAYETTEVILLE	7 p.m.
Jan. 9	at Mississippi State * (FSN)	Starkville, Miss.	3:30 p.m.
Jan. 13	GEORGIA * (CSS)	FAYETTEVILLE	8 p.m.
Jan. 16	at Alabama *	Tuscaloosa, Ala.	2 p.m.
Jan. 20	at Vanderbilt *	Nashville, Tenn.	7 p.m.
Jan. 23	OLE MISS *	FAYETTEVILLE	2 p.m.
Jan. 27	at LSU *	Baton Rouge, La.	7 p.m.
Jan. 30	TENNESSEE * (SEC)	FAYETTEVILLE	1 p.m.
Feb. 3	at Georgia * (CSS)	Athens, Ga.	6 p.m.
Feb. 6	SO. CAROLINA * (ESPNU)	FAYETTEVILLE	3 p.m.
Feb. 13	AUBURN * (ESPN2)	FAYETTEVILLE	4 p.m.
Feb. 17	at Ole Miss * (COX)	Oxford, Miss.	7 p.m.
Feb. 20	LSU *	FAYETTEVILLE	2 p.m.
Feb. 24	at Kentucky *	Lexington, Ky.	6 p.m.
Feb. 27	ALABAMA *	FAYETTEVILLE	2 p.m.
March 3-6	SEC Championship	Nashville, Tenn.	TBA
March 10	SIU-EDWARDSVILLE	FAYETTEVILLE	7 p.m.
March 19-22	NCAA 1st/2nd Rounds	TBA	TBA
March 26-29	NCAA Regionals	TBA	TBA
April 3 & 5	NCAA Final Four	Indianapolis, Ind.	TBA

* DENOTES SOUTHEASTERN CONFERENCE GAME | ALL TIMES CENTRAL | HOME GAMES IN WHITE | ALL HOME GAMES PLAYED AT BUD WALTON ARENA