



**The key to the future at Arkansas
lies in its past**

**The return of one of its
most successful recruiters**

**The arrival of one of America's
top women's basketball coaches**

**One and the same
in Tom Collen**

**The once top Arkansas assistant
now the head coach**

For Arkansas, it's time to go . . .

**LADYBACKS
TO THE FUTURE**

INDEX



Senior Class

Lauren Ervin, Sarah Pfeifer and Brittney Vaughn

LADYBACKS TO THE FUTURE

Arkansas reaches back into its glory years of the 1990s for its new head coach, Tom Collen, but the former assistant head coach at UA knows the future for his program is right now.

Season Preview	8-10
2007-08 Roster	12
2007-08 Schedule	11

MEET THE LADYBACKS

Shanita Arnold	30	Sarah Pfeifer	18
Ayana Brereton	22	Brittney Richardson	32
Lauren Ervin	16	Kendra Roberts	28
Charity Ford	32	Brittney Vaughn	20
Whitney Jones	26	Ashlea Williams	33
Hailey Nutt	24	Whitney Zachariason	34

COACHES AND STAFF

Basketball Staff	
Tom Collen	40-42
Timothy Eatman	43-44
Zenarae Antoine	45
Greg Collins	46
Amber Shirey	47
Jake Nelp	48
Angie Nelp	49
Basketball Support Staff	49-51
Locker Room	56
Lady Razorback Museum	176
Academic Support	168-169
H.A.W.G.S. (CHAMPS) Program	170
Strength Training	175
Training Room	176

THE YEAR IN REVIEW

Season Review Story	80
2006-07 Statistics	88
2006-07 Results	89
Statistical Breakdowns	89-90
Individual Points-Rebounds-Assists	90
2006-07 Box Scores	80-88



Sophomore Class

Charity Ford and Kendra Roberts

THE OPPONENTS

Non-Conference	58-63
Conference Opponents	68-73

THE SOUTHEASTERN CONFERENCE

SEC Notes	66-67
Women's BB Champions	67
2008 SEC Tournament	73
2008 SEC Tournament Bracket	74
2006-07 SEC Statistics	74-75
2007-08 SEC Composite Schedule	76-77

MEDIA INFORMATION

General Media Guidelines	3
They Cover Arkansas	3
Lady Razorback Radio Network	4
Women's Communication Office	3
Team Travel Plans	5
Quick Directory for Opponent SIDs	63
Phone Directory for Basketball Office	2
2008 NCAA Bracket	78




Junior Class

Ayana Brereton and Whitney Jones

THIS IS ARKANSAS

The University of Arkansas	147-153
Campus Life at Arkansas	155
Arkansas Traditions	164-165
The City of Fayetteville	154-155
Chancellor John A. White	156
Women's Athletics	158
Bev Lewis Center for Women's Athletics	167
Women's Athletic Director Bev Lewis	159
Academic Center	162
Training Room	161



Freshman Class

From left, Hailey Nutt, Ashlea Williams, Shanita Arnold, Whitney Zachariason and Brittney Richardson.

LADY'BACK RECORDS

Individual

All Games	91	SEC Games Only	95
Career Top 10	106-07	SEC Tournament	96

Team

All Games	94	Full Season	97
SEC Games	95	SEC Tournament	99

Other Records, Listings

All-Americans	110
All-Conference	111
Attendance Records	103
Class Records	98
Conference Standings	
Southeastern	133-134
Southwestern	148
Coaching Records	116
Exhibition Games	99
High Point Games, Individual	98
Home Game Records	102
NCAA Games and Appearances	100
Other Individual Honors	112
Overtime Games	136
Team Statistical Leaders	105
WNIT & Other Postseason Tournaments	101

LADY'BACK HISTORY

All-Tournament Team Selections	114
Associated Press Poll History	133
Barnhill Arena	145
Bud Walton Arena	102
Captains	141
Greatest Games	146-148
Hall of Honor	150-154
History	142-144
Jerseys Numbers	138-139
Letterwinners	140
Professional Players	113
Staff Listing	141
Southwest Conference Records	149
Versus Opponents	135-137

Year-by-Year Results, Teams

76-77 / 77-78	117	92-93 / 93-94	125
78-79 / 79-80	118	94-95 / 95-96	126
80-81 / 81-82	119	96-97 / 97-98	127
82-83 / 83-84	120	98-99 / 99-00	128
84-85 / 85-86	121	00-01 / 01-02	129
86-87 / 87-88	122	02-03 / 03-04	130
88-89 / 89-90	123	04-05 / 05-06	131
90-91 / 91-92	124	06-07 / 07-08	131

Lady'Back Directory

BASKETBALL DEPARTMENT

Area Code for all is 479

Main Basketball Office	575-3000	
Basketball Office FAX	575-7179	
OFFICE	HOME	EMAIL

Tom Collen, Head Coach	575-3000	n/a	tcollen@uark.edu
Timothy Eatman, Associate Head Coach	575-5509	n/a	teatman@uark.edu
Zenarae Antoine, Assistant Coach	575-4415	n/a	zantoine@uark.edu
Greg Collins, Assistant Coach	575-2441	935-4390	gtcollin@uark.edu
Amber Shirey, Exec. Dir. of Basketball Operations	575-5217	n/a	anicholas@uark.edu
Jake Nelp, Video Coordinator	575-4930	n/a	jnelp@uark.edu
Angie Nelp, Graduate Assistant	575-2441	n/a	anelp@uark.edu
Andrea Blakney, Basketball Secretary	575-3000	634-2005	ablakney@uark.edu

WOMEN'S ATHLETICS

Athletic Department Main Number

575-4959	
Bev Lewis, Women's AD	
575-5139	FAX: 575-2228

WOMEN'S COMMUNICATIONS

Main Office	575-3707		
WCO FAX	575-7410		
OFFICE	HOME	EMAIL	
Bill Smith, Associate AD	575-3618	443-9450	bismith@uark.edu
Jeri Thorpe, Assistant WCO	575-5037	443-3219	jthorpe@uark.edu
Phil Pierce, Assistant WCO	575-7430	973-4262	ppierce@uark.edu
Blair Cartwright, Director of New Media	575-6421	750-8893	jcartwr@uark.edu
Deanna Werner, WCO Assistant	575-3707		dwerner@uark.edu
Justin Lewis, WCO Assistant	575-3707		jlewis@uark.edu

GUIDE CREDITS

EDITOR: Bill Smith

ASSISTANT EDITOR: Jeri Thorpe

COVER PHOTOGRAPHY: David Yerby

COVER COMPOSITES & DESIGN: Bill Smith

CURRENT TEAM PHOTOGRAPHY: David Yerby

ADDITIONAL/HISTORICAL PHOTOS:

Jon VerHoeven, Walt Beazley, David Coyle, Breck Smither, Bill Smith, Gary Waters, Larry Trussell, Tom Ewart, William Cooksey, Andy Shupe, Wes Harold, Patrick Racey, Russ Wright, David Yerby, AP World Wide Photos

RANDOM THOUGHTS: Blame rests with your editor. He credits many others with making this guide possible. At the Lewis Center, Rebecca Hancock's steady proofreading. At EBSCO Media in Birmingham, J.D. Rutledge and the entire backshop crew. Make absolutely no mistake — this year's guide was designed, typeset and pre-produced in-house in a Quark-Free Zone by the UA Women's Communications Office with InDesign for Windows. The point being — not only were no animals harmed in the production of this guide (humans, now that's a different matter), no outside consultants, public relations agencies, pre-press art houses or other non-SID types were involved. If you haven't guessed, we're pretty proud of that, *so contest judges take note*. And yes, I'm not above a shameless plug like that. It was printed on fat-free, dolphin-safe, low calorie, partial-post-consumer recycled paper. Inspiration provided by God. AND in closing, my deepest appreciation to my wife, Libby, for enduring another guide season, and thanks to Will and Ashley for understanding why Daddy was gone late at night. — Hogs and Kisses, Bill Smith.

Since we're going Back to the Future, we're going to the movies with all the Lady Razorback players, coaches and staff. Look for these personal movie guides throughout this year's press guide.

GOING TO THE MOVIES WITH BILL SMITH

What is your favorite . . .

Movie: Saving Private Ryan

Old Movie: Ferris Bueller's Day Off

Movie you're friends would never guess you like:

The Usual Suspects

Basketball Movie: Glory Road

Sports Movie: Slap Shot and Bull Durham

Star: Tom Hanks

Scene: The re-entry in Apollo 13

and the opening monologue of Patton

Line: "Actually, I'm a chemical super freak"

Theme Music: The Blues Brothers

If I were a movie star, I'd be: Nicolas Cage

Action Movie: National Treasure and Armageddon

Comedy: Anchorman and Shaun of the Dead

Romance: When Harry Met Sally

Animated: Madagascar

Christmas Movie: Christmas Vacation

Theater Snack: Popcorn

Home Movie Snack: Fritos

Movie Channel: AMC

MEDIA POLICIES

THE WCO

The University of Arkansas Women's Communications Office is located in Room 102 of Barnhill Arena with office hours from 8 a.m. to 5 p.m., Monday through Friday. You can often reach us at Barnhill after hours, but if not, please leave a message on our voice mail system.

PLEASE ALWAYS REMEMBER AND NEVER FORGET

The University of Arkansas has separate men's and women's athletic departments. As such, the Women's Communications Office is separate from the Men's Sports Information Office. Please make sure your correspondence, facsimiles and requests for Lady Razorback athletes are directed to our office.

HOME OF LADY'BACK BASKETBALL

All Lady Razorback women's basketball games are played in 19,200 seat Bud Walton Arena.

MAILING ADDRESS

Women's Communications Office
University of Arkansas
131 Barnhill Arena
Fayetteville, AR 72701
(Same address for overnight mail/UPS deliveries)

VIA INTERNET

General dept: ladyback@uark.edu
Key individuals:
Bill Smith bismith@uark.edu
Web site: www.ladybacks.com

PHONE NUMBERS

Women's Communications	479-575-3707
WCO facsimile	479-575-7410
Walton Arena Press Row	479-575-6622
Women's Athletics Promotions	479-575-7312
Women's Athletics Department	479-575-4959
Bill Smith, Home	479-443-9450
Bill Smith, Cell	479-601-1039

INTERVIEW POLICY

Please contact the WCO to arrange interviews with any of the Lady Razorbacks. Our office will be more than happy to set up an appointment with our athletes or coaches.

CREDENTIALS

Members of the working media may obtain press passes for Lady Razorback events by writing the WCO.

PHOTOGRAPHERS

Photographers are restricted to the mandated baseline locations per NCAA standards. No hand-held strobes are allowed. Only those making special requests through the WCO will be allowed to shoot from the sidelines, and only during regular season contests.

WORKING AREA

All working media will be seated courtside. Non-working media and scouts may sit at press row if space is available. A media work room is available. Telephones are available on a first-come, first-serve basis.

WI-FI

Wireless internet access is also provide in the Walton press room and on press row. Please contact WCO for a password request.

PRESS CONFERENCE

Tom Collen generally holds his pregame press conference 48 hours prior to home games or 48 hours prior to travel for road games. His press conference is held in the Bud Walton Interview Room after practice, usually at 3:30 p.m. Players are available on press conference days; other days by special request.

PRACTICE TIMES, POLICY

Practices are open to the public and media except on the day of the game. The default practice schedule for the Lady'Backs is 1:00 p.m. to 3:30 p.m. However, additional practice or portions of practice may be closed during the season. To insure Arkansas is practicing, please call the WCO to check the weekly schedule.

VIA INTERNET

All Lady'Back press releases, basketball statistics, game stories and box scores are available for the Women's Athletics Department home page.

GAME SERVICES

The University of Arkansas WCO employs the StatCrew basketball game statistical packages. Halftime statistics, along with first half play-by-play, are distributed at intermission. A rough box score is available immediately after the conclusion of the game. Final statistical packages are distributed as soon as possible after the game.

POSTGAME INTERVIEWS

Head Coach Tom Collen is available for general interviews after a 10-minute cooling off period. Coach Collen and the visiting head coach may be held on the floor immediately after the game for a one-minute actuality for the University uplink package. Coach Collen and requested players are available in the media interview room. The Lady Razorback dressing room is closed to all media.

LIVE RADIO/TELEVISION

The University of Arkansas Women's Athletic Department retains all copyrights to its home events. All visiting radio stations must contact the WCO 48 hours prior to the game to make arrangements. Non-conference opponents may be subject to line charges as well as rights fees. As per SEC rules, two standard telephone lines and ISDN are reserved for all women's basketball game visiting radio networks. The use of courtesy lines are at the discretion of the visiting SID. Other stations requesting a phone line should contact Southwestern Bell directly. Requests for live or tape-delayed television rights should be made one week in advance, and in writing, to the WCO.

IP-BASED STREAMING

The UA Women's Athletics Department also retains all streaming rights for its home events. Shared streams may be provided to opponents on a reciprocating basis. Please contact Director of New Media Blair Cartwright for any requests for IP-based data, audio or video streaming.

They Cover the Lady'Backs NEWSPAPERS

Arkansas Democrat-Gazette (Wally Hall, sports editor; Rob Keys) POB 2221; Little Rock, AR 72203-2221	(501) 378-3515
Northwest Arkansas Times (Terry Wood, sports editor; Nate Allen) P.O. Box 1607; Fayetteville, AR 72701	(479) 571-6419
The Morning News of NW Arkansas (Chip Souza, sports editor; Vernon Tarver) P.O. Box 7; Springdale, AR 72764	(479) 872-5118
Benton County Daily Record (Paul Gaitling, sports editor) 104 SW A St.; Bentonville, AR 72712	(479) 271-3715
Harrison Daily Times (Jeff Brasel, sports editor) P.O. Box 40; Harrison, AR 72602	(870) 743-0609
Southwest Times Record (Scott Faldon, sports editor) P.O. Box 1359; Fort Smith, AR 72902	(479) 784-0469
Hot Springs Sentinel-Record (Bob Wiesner, sports editor) 300 Spring St., Hot Springs, AR 71901	(501) 623-7711
Tulsa World (John Ferguson) P.O. Box 1770; Tulsa, OK 74102-1770	(918) 581-8355
Arkansas Traveler (UA student paper, Matt Jones, sports editor) 747 W Dickson St; Fayetteville, AR	(479) 575-7051
Hawgs Illustrated (Clay Henry, Dudley Dawson) 17 1/2 E. Center, S. 217, Fayetteville, AR	(479) 582-3243
RADIO	
Lady Razorback Radio Network (Bill Smith, Kyle Kellams) 131 Barnhill Arena; Fayetteville, AR 72701	
KABZ (103.7 FM) Central Arkansas affiliate & flagship station of the LRRN 2400 Cottdale, Little Rock, AR 72202	
KXUA (88.3 FM) Campus affiliate of the LRRN Arkansas Union, Fayetteville, AR 72701	
KAYH (89.3 FM) Northwest Arkansas affiliate of the LRRN 2201 S. Thompson, Fayetteville, AR 72701	
KFPW (1230 AM) Western Arkansas affiliate of the LRRN P.O. Box 908, Fort Smith, AR 72902	
KFAY (1030 AM) (Bo Mattingly, lead sports host) P.O. Box 875; Fayetteville, AR 72701	
KUAF (91.3 FM-NPR) (Kyle Kellams) 747 W. Dickson St.; Fayetteville, AR	
LOCAL TELEVISION	
KFSM (5-CBS) (Mike Irwin) P.O. Box 1568; Fayetteville, AR 72702	
KHOG (29-ABC) (Mark Lericos) No. 15 N. Church, Fayetteville, AR 72701	
KNWA (51-NBC) (Aaron Peters) 15 S. Block, Fayetteville, AR 72701	
KFTA (24-FOX) P.O. Box 573; Fort Smith, AR 72902	
UATV (Campus cable station) (Larry Foley) 116 Kimpel Hall; Fayetteville, AR 72701	
STATE TELEVISION	
KARK (4-NBC) (Mark Rushing) 3rd and Louisiana; Little Rock, AR 72201	
KATV (7-ABC) () P.O. Box 77; Little Rock, AR 72203	
KTHV (11-CBS) (Craig O'Neill) P.O. Box 269; Little Rock, AR 72203	

MEDIA COVERAGE FROM THE WCO

Lady Razorback TV

The Arkansas Women's Athletics Department begins its fifth year of *This Week in Lady Razorback Athletics*. The 14-episode series begins the first week of November and runs until the beginning of May 2008, and covers all 11 Lady Razorback teams. Each coach will host during their primary season, with the Lady'Backs' women's basketball coach Tom Collen hosting most of the weeks of the show. It airs in Fayetteville and Fort Smith on the FOX affiliate, KFTA-TV at 11:30 a.m. each Saturday. Cox Sports Arkansas airs the show in outlets across the northwest Arkansas region, and in cable outlets across the South. The show

also repeats on campus at UATV. It is also available on-line at LADYBACKS.COM, along with special web-only editions of the show. Blair Cartwright returns for another season as the show's award-winning producer and director. Cartwright also serves as the co-host along with the Lady'Back coaches. Bill Smith is the executive producer.



Make that the award winning Lady Razorback TV

Lady Razorback Director of New Media Blair Cartwright brought home five awards in the 11th Annual Communicator Awards for video production, including an Award of Excellence for Lady Razorback TV.

Among the other awards captured by Cartwright and the WCO were Awards of Distinction for the live video stream for Arkansas gymnastics against Peen State and the video production of the Penn State match for television.

Lady'Backs on Your iPod

Arkansas women's athletics was the first major university to have a podcast devoted to its women's sports programs. Subscribe at LADYBACKS.COM or iTunes to the Lady Razorback Report for weekly updates on the news and events of the 11 Lady'Back teams. The podcast, produced by Blair Cartwright, contains quotes from Coach Tom Collen and players during the active weeks of the Lady'Back basketball season

LIVE AT LADYBACKS.COM, It's Arkansas Basketball

In addition, audio from all Lady'Back games are available over the internet, video of most home and some road contests and all home games are presented with live stats and still images from LADYBACKS.COM.

Media images via LADYBACKS.COM

Stock photography at print resolutions, including all team and staff portraits and action photographs, are available to accredited media members through the image server button on LADYBACKS.COM. The link is located under the Women's Athletics tab on the main navigation bar. These images are password protected with individual media member's wireless access logins. If you do not have a UA login, please contact the WCO.

Lady Razorback Video Uplinks

As a service to television stations across the nation, the Women's Communications Office provides postgame highlight uplinks after each home SEC contest and major non-conference games. The five minute feed includes game footage and postgame quotes from head coach Tom Collen. For information on coordinates and scheduling, please contact Bill Smith.

LADYBACKS.COM

It's not just for fans. If you can't make a Lady'Back home game, get play-by-play and full box scores along with a brief game story for media use after the game. Also, highlight video packages with post-game quotes and comments are also available for ALL ACCESS subscribers. The ALL ACCESS pass is only \$4.95 per month for all the streaming events for every sport -- sign up today.



The Lady Razorback Radio Network

The Lady Razorback Radio Network opens its 19th season with a new lineup of stations covering most of the state of Arkansas. The LRRN is the exclusive producer of all home, road and tournament broadcasts of the University of Arkansas women's basketball games.

Originating from its new flagship station in Little Rock, Ark., 100,000-watt KABZ-FM, the LRRN is carried in the major markets across the state.

KABZ-FM	103.7	Little Rock
KAYH-FM	89.3	Fayetteville
KXUA-FM	88.3	Fayetteville
KFPW-AM	1230	Fort Smith

For the 11th season, Arkansas Lady'Back games can be heard over the internet via LADYBACKS.COM, with video from many home games.

The Voice of the Lady Razorbacks

Kyle Kellams begins the second year of his second term as the play-by-play announcer. News director of public radio station KUAF, Kellams served as the play-by-play for the Lady'Backs from 1998 to 2001. Kellams is the award-winning host of KUAF's news magazine, *Ozarks at Large*. Associate athletic director Bill Smith returns for his 19th season as color commentator, and his 27th overall in sports broadcasting.



TEAM TRAVEL PLANS

Texas-San Antonio Tournament

San Antonio, Texas -- Nov. 23-24

Dept: Wednesday, Nov. 21 (American)

Road HQ: Marriott Riverwalk
(210) 224-4555

Return: Sunday, Nov. 25

Missouri

Columbia, Mo. -- Nov. 8

Dept: Tuesday, Nov. 27 (Charter flight)

Road HQ: Hilton Garden Inn
(573) 814-5464

Return: Immediately after game

Northwestern State

Hot Springs, Ark. -- Dec. 13

Arrive: Monday, Dec. 18 (charter)

Road HQ: Embassy Suites
(501) 624-9200

Return: Immediately after game

Blue Sky Classic

Hanover, N.H. -- Dec. 29-30

Dept: Tuesday, Dec. 27 (United)

Road HQ: Hilton Hawaiian Village
(808) 949-4321

Return: Monday, Dec. 31 (United)

Ole Miss

Oxford, Miss. -- Jan. 13

Dept: Saturday, Jan. 12 (charter flight)

Road HQ: Holiday Inn Express
(662) 236-2500

Return: Immediately after game

Alabama

Tuscaloosa, Ala. -- Jan. 17

Dept: Wednesday, Jan. 16 (charter flight)

Road HQ: Hilton Garden Inn
(205) 722-0360

Return: Immediately after game

Tennessee

Knoxville, Tenn. -- Jan. 24

Dept: Wednesday, Jan. 24 (charter flight)

Road HQ: Marriott Downtown
(865) 637-1234

Return: Immediately after game

South Carolina

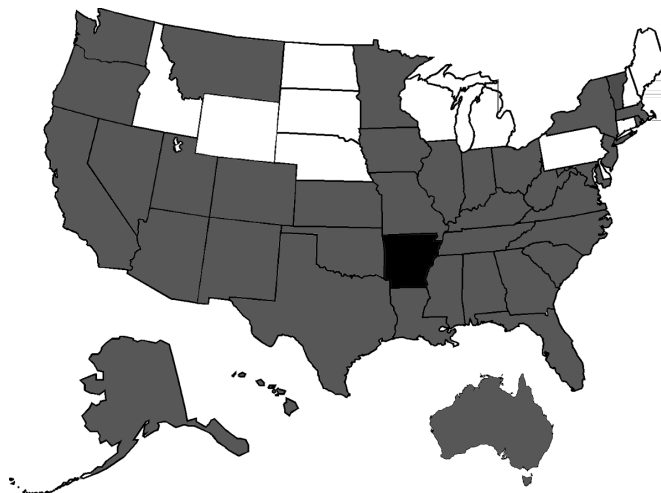
Columbia, S.C. -- Feb. 3

Dept: Saturday, Feb. 3 (charter flight)

Road HQ: Marriott
(803) 771-7000

Return: Immediately after game

See America with the Lady'Backs



Arkansas travels the country during its non-conference schedule. The Lady'Backs visit a new state this year -- New Hampshire -- with the Dartmouth Tournament. Most of the states in dark grey have been visited in the past decade, including that extra funny island in the Gulf of Mexico. Arkansas toured Australia in 1999. Next year, the Lady'Backs add another country -- Bahamas.

Florida

Gainesville, Fla. -- Feb. 17

Dept: Saturday, Feb. 16 (charter flight)

Road HQ: Hilton UF Conference Center
(352) 371-3600

Return: Immediately after game

LSU

Baton Rouge, La. -- Feb. 28

Dept: Wednesday, Feb. 27 (charter flight)

Road HQ: Embassy Suites
(225) 924-6566

Return: Immediately after game

Auburn

Auburn, Ala. -- Mar. 2

Dept: Saturday, Mar. 1 (charter flight)

Road HQ: The Hotel at Auburn Univ.
(334) 826-8870

Return: Immediately after game

SEC Tournament

Nashville, Tenn. -- March 6-9

Dept: Wednesday, March 5
(charter flight)

Road HQ: Wyndham Union Station
(615) 726-1001



When the Lady Razorbacks travel, it is all charter and first-class. Last year's team (above) loads up on one of the many jet charters the team uses to reach road games -- saving precious class time with departures after classes and immediate returns home after games. On the ground at road games, plush charter buses (at right) complete with video systems whisk the Lady'Backs from the hotel to games.



D. CANADA

When practice opens on Oct. 12 and the season starts with an exhibition game against Missouri Southern on Nov. 4, the Lady Razorbacks might not seem as young. That's because the 2007-08 season got a jump start with 10 days of practice at the beginning of the Fall 2007 semester culminating in the first preseason foreign tour for the UA women's basketball team.

Arkansas visited British Columbia over Labor Day weekend, playing a pair of games against the top collegiate women's basketball teams in Canada.

"This was a perfectly timed event for our team," head coach Tom Collen said. "With a new staff and a very young team, having these extra practices and games are crucial to our preparation for this year."

The Lady'Backs have one other foreign tour -- Australia in 1999 -- but that event came after the season. This year's tour provided the benefit of the entire 2007-08 team -- including signees and walk-ons -- the chance to be a part of the extra practices and games.

Going with an experienced starting lineup, Collen and company used the two-game stand as a chance to work on the new defensive scheme created by associate head coach Timothy Eatman and to begin fine tuning the offense.

The games were broadcast both on local radio and via internet streaming to allow Lady'Back fans the chance to learn more about the new-look team.

The games were important, but the opportunity to see a new



The Lady Razorbacks pose after their opening round victory against former Canadian No. 1-ranked team University of British Columbia at the Thunderbirds' home gym, War Memorial.

part of the world and to bond as a team were just as important to the Lady'Backs.

Arkansas had time off during the quick weekend to visit some of the famous sites of Vancouver, including the world famous Campilano Suspension Bridge. Another favorite of the team was free time to shop and experience the downtown life of one of the world's top tourist cities.


The opening contest pitted the Lady'Backs against the team that was ranked No. 1 most of the Canadian Interuniversity League season, British Columbia. Returning junior Ayana Brereton put the Thunderbirds on their heels early by scoring the first seven points of the game to give Arkansas a lead it would never relinquish.

The T-Birds rallied in the second quarter to bring the game back to a six-point deficit, 27-21, but Arkansas clamped down the defense in the second half with a 12-0 run led by Sarah Pfeifer.

The defensive barrage led to 36 of Arkansas' 69 points off turnovers as the Lady'Backs forced UBC into 35 miscues and picked off 20 steals. Brereton and Pfeifer led three Lady'Backs in double digits with 13 each.

The next day, Arkansas took on the defending CIL champions, Simon Fraser. The Lady'Backs were in early foul trouble, with Lauren Ervin playing only two minutes in the first half. SFU built a 18-point lead in the third quarter before Ervin and Arkansas came storming back. Pumping in 17 points in 17 minutes before fouling out, Ervin's inside presence pulled Arkansas with a point in the final minute. The young Lady'Backs had a couple of chances in the closing moments to take the lead, but the veteran-heavy Frazer team hung on for the win.

The Lady'Backs' get to keep their passports out for next season as another foreign trip is on the schedule. The highlight trip for the 2008-09 schedule is the Junkaroo Jam in the Bahamas.



At left, the Lady'Backs make their way across the world famous Campilano Suspension bridge and pose in the park (above). At right, Tom Collen studies the stats before his postgame show from UBC with Lady Razorback Radio Network play-by-play announcer Kyle Kellams. Lady'Back fans could hear both games live in Fayetteville from the Canadian tour.



SEASON PREVIEW

THE FUTURE PLAYERS COACHES OPPONENTS RECORDS HISTORY ARKANSAS

LADY BACKS TO THE FUTURE

Entering its 32nd season, the Lady Razorback basketball team has not been in the NCAA tournament in four years. With only five players returning with more than one year of college experience on a squad of just 12 athletes, the task can seem very difficult.

For a program with a Final Four, a pair of invitational national titles and numerous postseason appearances, the goal of tournament play is always present.

In a move to restore that glory, Arkansas puts its future in the hands of one of its greatest assistant coaches of the past. One of America's winningest women's basketball coaches and highly regarded recruiters, Tom Collen is the past and the future of Lady Razorback basketball.

During his time as Arkansas' recruiting coordinator, he assembled the players that led to the Lady'Backs' 1998 Final Four. It was the same thing he had done for Purdue before joining Arkansas.

As a head coach, he's never missed the postseason in nine years and has eight 20-win seasons to show for his 217-70 career with Colorado State and Louisville.

For the 2007-08 team, Collen will go back to the future.

Back to key basics of hard work and team chemistry to reignite the postseason tradition at Arkansas.

Back to a base defense built around protecting the lane and the basket.

Back to a proven formula in Arkansas' past – all-league rookies mixing with all-conference veterans.

Welcome to Lady'Backs to the Future.



Top 25 in rebounds, blocks and field goal pct.: All-America candidate and 2007 all-SEC Lauren Ervin

Arkansas returns three senior starters from a team that went 18-13 last season. The Lady'Backs were nationally ranked at midseason, and the 2007 team achieved two of the most improbable records for any basketball team. The Lady'Backs reached the top 25 thanks to a school-record 15-1 start, defeated only by soon-to-be No. 1 ranked North Carolina. From that peak, Arkansas closed 3-12 including a school-record 10 consecutive losses to finish the year.

"I'll bet they were supremely confident when they were breaking into the top 25," Collen said. "They got beat up a little at the start of conference play, and I suspect they lost their chemistry and the ability to work together."

Collen's first challenge is to build a team dynamic that will stand up to the rigors of South-

eastern Conference play, and he is counting on his veterans to lead the way.

"The veterans have to know they let a great season slip away," Collen said. "That's the challenge. The younger players don't know anything about last year, so it's up to our returning players to change that atmosphere."

The coaches know that with all-SEC post Lauren Ervin, the league's leading assist-maker Brittney Vaughn and veteran team leader Sarah Pfeifer there is a core group to make that change.

"Hard work, team chemistry and staying in focus – it won't be hard, but we really need everyone to take part," Collen said. "With only 12 players, we need everyone to believe in each other and when we do, we'll have back that confidence that carried them into the top 25."

Ervin shattered numerous Arkansas records last season, becoming the first player in a generation to average a double-double at the end of the year. Ranking 20th in the nation in rebounds with 10.3 per game and 21st in the country in blocks with 2.5, the former junior college Kodak All-American has a chance to be the engine of a highly-productive guard-post offense under Collen's direction.



A senior again: Sarah Pfeifer was granted an extension of her playing clock, and returns to her original No. 33 this season.

One of the most accurate scorers in the nation – ranked 16th in Division I at 56.6% -- Ervin's offense can dominate. With junior Whitney Jones, senior Pfeifer and freshman Ashlea Williams joining Ervin in the lane, Arkansas has the potential for a post rotation that can hold its ground in the post-oriented SEC.

Delivering the ball to the posts led Vaughn to rank No. 1 in the SEC in assists and 16th in the nation last season. Flying solo at the point most of last season, she now has a



SEC leader in assists in 2007: Senior guard Brittney Vaughn



Junior forward Ayana Brereton

strong backup in freshman Shanita Arnold, one of the most successful point guards to come out of Arkansas prep basketball in years.

The heart of Arkansas' team for the past half decade, Pfeifer earned a clock extension from her litany of surgeries. A two-time SEC Scholar-Athlete of the Year and former team leader in scoring and rebounding, Pfeifer heads into the season healthy for the first time since she arrived on campus as a freshman.

"You can't get much more experienced players in three seniors than we have this season at Arkansas," Collen said. "If their goal was to come to Arkansas and be in the tournament, this is it. Their time is now."

Joining with the seniors are two juniors and two sophomores that each have impor-



Junior post Whitney Jones

tant roles. Jones and fellow junior Ayana Brereton are key players to Arkansas' development in the post and the wing. The combination of graduation and departures leave Brereton as the most experienced three-player for Arkansas, and Collen was encouraged with her step-up performance during the Canadian tour.

"Ayana is getting back the confidence she had in her shot during high school," Collen said. "Seeing her develop into a regular starter is important for our team."

But here is where Jones and even Pfeifer enter the mix on the wing – there's only one Brereton.

"We're going to need both Whitney and Sarah to learn both the three and the four to be able to give us some expe-

"Hard work, team chemistry and staying in focus – it won't be hard, but we really need everyone to take part. With only 12 players, we need everyone to believe in each other and when we do, we'll have back that confidence that carried them into the top 25 last year."

– Tom Collen

rienced depth at the forward position," Collen said.

In fact, Jones and Pfeifer's double-duty isn't the only place where Arkansas is seeking more flexibility. Collen looks to his sophomore guards, Kendra Roberts and Charity Ford, for the same kind of multiple position work.

"We can't go into the season with only two point guards, we need three," Collen said. "It's important that Kendra become that third point that can handle the ball for us when we need it."

Ford saw duty as a starter during her freshman year, but mostly as a defensive stopper not unlike Brereton. The graduation of Arkansas' best three-point shooters leave Ford as the top returning outside shooter on the team.

"Charity can be more of a scorer for us, and she can

become more versatile on the perimeter," Collen said.

For all the veterans, youth is still the main ingredient for this year's team with five freshmen on the roster. Collen knows each one will be called on this year.

"We will need them all to be contributors this season," Collen said. "They are all players from winning programs, and they know how to be winners."

Along with Arnold at point guard, Arkansas needs immediate impact from the state's three-time player of the year Whitney Zachariason. Arnold never lost a conference game during her three seasons directing Fort Smith Northside in the state's toughest district and highest division. Zachariason dominated basketball in central Arkansas with almost 3,000



Sophomore guard Charity Ford

Collen uses Jones and Pfeifer as one example. In the past, the pair have shared low post work as undersized, but strong players at the five position.

"They are two of our most experienced veteran players, so for us to find a way to use them along with Lauren means that they both need to learn the three position," Collen said. "Also, we don't have a lot of backups at the three, so we need them ready."

The offense under Collen will be more open, one that players enjoy but one that requires the ability to make specific reads. It is a scheme that worked extremely well at Colorado State and Louisville, and puts a premium on inside play and outside shooting.

"It gives a lot of freedom to players, but they need to make some simple reads," Collen said. "It's like a rookie quarterback in the NFL where they all want to run the west coast




Sophomore guard Kendra Roberts

points scored in her career and the range to work from behind the arc as well as in the lane. Fellow Arkansan freshman Brittney Richardson presents Collen with a tall shooting guard or quick forward. Missouri post player Williams may get into the post rotation early and walk-on freshman Hailey Nutt provides another outside shooting option.

Above all, it is about having players flexible to shift between positions as the opponent or the season presents challenges.

"We need to figure out how to get our best positions on the floor together," Collen said. "Having players that can go at multiple positions is very important. Zachariason and Richardson are natural four-players, but if we look at them that way we may only have Lauren at the five. That's why we need to teach multiple positions."



The 2007-08 University of Arkansas Lady Razorbacks are, front row seated, from left, Shanita Arnold, Charity Ford, Hailey Nutt, Whitney Jones, Sarah Pfeifer, Ayana Breerton, Brittney Richardson, Kendra Howard, Brittney Vaughn. Back row standing, from left: manager Trudi Spencer, manager Haley Bestgen, head coach Tom Collen, video coordinator Jake Nelp, assistant coach Greg Collins, associate head coach Timothy Eatman, Whitney Zachariason, Lauren Ervin, Ashlea Williams, assistant coach Zenarae Antoine, strength coach J.C. Moreau, graduate assistant Angie Nelp, basketball athletic trainer Jeremy Braziel, executive director of basketball operations Amber Shirey, manager Erin Cox, assistant athletic trainer Joanna Schafthausen.

offense, but to run it efficiently, they need to know what to look for and to do it at the pace of the game."

Patience as the team masters the new reads is the key.

"Once they have the speed of the game down with the offense, they will become very comfortable," Collen said. "I know they'll like running this offense."

Where the most changes come are on defense where Collen and his associate head coach and defensive coordinator Timothy Eatman install a new base scheme.

"We are installing more of a gap defense to protect the lane and the basket at all costs, and forcing the other team to beat us from the outside," Collen said. "We may not have as many steals and turnovers, but we have to keep people out of the lane and try to make teams work for shots."

The phrase delay and disrupt embodies the two key concepts in the core defense.

"Initially, we're looking to lower the score of the game and

"Our offense gives players a lot of freedom. Once they have the reads at the speed of the game down, they will become very comfortable. I know they will like running this offense."

— Tom Collen

make teams use a lot of their shot clock in working to get a decent shot," he explained. "As we delay them, it gives us a chance to begin to disrupt their offense by removing their key players."

After mastering the base defense, Collen foresees the team extending the disruption eventually into the full court.

"We want to play a high tempo game and extend to the full court, but if we do that first without getting our base set we will become vulnerable," he said.

The 2007-08 schedule plays an important part in Collen's plans to build that base for the future. Starting with the preseason tour in Canada

which gave Arkansas two additional exhibition games and ten days of full practice before the regular start in October, the LadyBacks play almost their entire non-conference slate at home.

"The home games certainly help a young team and if we get some good crowds early that will help us through the tough spots," Collen said. "We need to take these preseason games and work hard every day to get ready to compete in the SEC."

Collen knows the key to the postseason lies within the 14-game regular season schedule of SEC games. This season, Arkansas has its final rotation playing home-and-home with Florida

from the East and Auburn from the West. In two years, SEC women's basketball moves to the men's 16-game divisional schedule for the first time.

"We're looking forward to the challenge of trying to move this team up in the SEC standings," Collen said. "Over time, that's what's been missing. There are teams at the top that stay, then there is the five-six-seven spots where it seems like the rest of the teams have shuffled through over the years. Our goal is to get into one of those middle spots and stay there – not shuffle through – then begin to work on that final level."

That's the result that Arkansas wants, one that just doesn't return to the past of the occasional good finish but one that exceeds the past and puts the Lady Razorbacks solidly into the postseason. It's how Collen plans to take the LadyBacks to the future.

07-08 LADY RAZORBACK SCHEDULE

THE FUTURE PLANNERS COACHES OPPONENTS RECORDS HISTORY ARKANSAS

DATE	OPPONENT	SITE	TIME
Nov. 4	Missouri Southern (Exhibition)	FAYETTEVILLE	2:00 PM
Nov. 11	Lipscomb	FAYETTEVILLE	2:00 PM
Nov. 14	Jackson State	FAYETTEVILLE	7:00 PM
Nov. 17	Austin Peay	FAYETTEVILLE	TBA/FB
Nov. 20	Tulsa	FAYETTEVILLE	7:00 PM
<div> <div>N. 23-24</div> <div> Texas-San Antonio Thanksgiving Classic Arkansas, Georgia Southern, New Orleans, Texas-San Antonio </div> </div>			
N. 23	ARKANSAS vs. Georgia Southern New Orleans vs. Texas-San Antonio	5:00 PM 7:00 PM	<div>N. 24</div> <div> ARKANSAS vs. New Orleans Georgia Southern vs. UTSA </div> 2:00 PM 4:00 PM
Nov. 28	at Missouri	Columbia, MO	6:30 PM
Dec. 2	Clemson	FAYETTEVILLE	2:00 PM
Dec. 4	Sam Houston State	FAYETTEVILLE	7:00 PM
Dec. 13	Northwestern State [COX Sports]	Hot Springs, AR	6:00 PM
Dec. 15	St. Louis	FAYETTEVILLE	2:00 PM
Dec. 18	Memphis	FAYETTEVILLE	7:00 PM
<div> <div>D. 29-30</div> <div> Blue Sky Classic Arkansas, Dartmouth, Delaware, Marquette </div> </div>			
D. 29	ARKANSAS vs. Delaware Marquette at Dartmouth	5:00 PM 7:00 PM	<div>D. 30</div> <div> Consolation Game Championship Game </div> 5:00 PM 7:00 PM
Jan. 5	Texas Tech	FAYETTEVILLE	2:00 PM
Jan. 10	LSU*	FAYETTEVILLE	7:00 PM
Jan. 13	at MISSISSIPPI* [FSN]	Oxford, MS	2:00 PM
Jan. 17	at ALABAMA* [Cox Sports]	Tuscaloosa, AL	6:00 PM
Jan. 20	FLORIDA* [Sun Sports]	FAYETTEVILLE	2:00 PM
Jan. 24	at TENNESSEE*	Knoxville, TN	6:00 PM
Jan. 27	MISS STATE*	FAYETTEVILLE	2:00 PM
Feb. 3	at SOUTH CAROLINA*	Columbia, SC	2:00 PM
Feb. 7	GEORGIA*	FAYETTEVILLE	7:00 PM
Feb. 10	AUBURN*	FAYETTEVILLE	2:00 PM
Feb. 17	at FLORIDA*	Gainesville, FL	1:00 PM
Feb. 21	VANDERBILT*	FAYETTEVILLE	7:00 PM
Feb. 24	KENTUCKY*	FAYETTEVILLE	2:00 PM
Feb. 28	at LSU* [Cox Sports]	Baton Rouge, LA	7:00 PM
Mar. 2	at AUBURN*	Auburn, AL	2:00 PM
M. 6-9	Southeastern Conference Tournament	Nashville, TN	TBA
M. 22 & 24	NCAA First and Second Round	Des Moines/Albuquerque/Stanford/W. Lafayette	
M. 23 & 25	NCAA First and Second Round	Norfolk/Baton Rouge/Bridgeport/College Park	
M. 29 & 31	NCAA Regionals	Greensboro/Oklahoma City	
M. 30 & A. 1	NCAA Regionals	Spokane/New Orleans	
A. 6 & 8	NCAA Final Four	St. Pete Times Forum, Tampa, FL	

07-08 LADY RAZORBACK ROSTER

ALPHABETICAL ROSTER

#	Name	Pos.	Ht.	Cl./Exp.	Hometown (Previous)
2	Shanita Arnold	G	5-4	FR/HS	Fort Smith, AR (Northside)
34	Ayana Brereton	F	5-10	JR/2VL	Angleton, TX (Angleton)
44	Lauren Ervin	P	6-3	SR/1VL	Los Angeles, CA (Mt. SAC)
32	Charity Ford	G	5-8	SO/1VL	Arlington, TX (Seguin)
31	Whitney Jones	P	6-0	JR/2VL	Blytheville, AR (Blytheville)
23	Hailey Nutt	G	5-9	FR/HS	Fayetteville, AR (High)
33	Sarah Pfeifer	F	6-0	SR/3VL	Ozark, AR (Ozark)
24	Brittney Richardson	F	5-11	FR/HS	Salem, AR (Mountain Home)
10	Kendra Roberts	G	5-7	SO/1VL	Fort Smith, AR (Northside)
25	Brittney Vaughn	G	5-7	SR/2VL	Plano, TX (Plano West)
54	Ashlea Williams	P	6-2	FR/HS	Springfield, MO (Hillcrest)
4	Whitney Zachariason	F	6-2	FR/HS	N. Little Rock, AR (Central Ark. Christian)

NUMERICAL ROSTER

#	Name	Pos.	Ht.	Cl./Exp.	Hometown (Previous)
2	Shanita Arnold	G	5-4	FR/HS	Fort Smith, AR (Northside)
4	Whitney Zachariason	F	6-2	FR/HS	N. Little Rock, AR (Central Ark. Christian)
10	Kendra Roberts	G	5-7	SO/1VL	Fort Smith, AR (Northside)
23	Hailey Nutt	G	5-9	FR/HS	Fayetteville, AR (High)
24	Brittney Richardson	F	5-11	FR/HS	Salem, AR (Mountain Home)
25	Brittney Vaughn	G	5-7	SR/3VL	Plano, TX (Plano West)
31	Whitney Jones	P	6-0	JR/2VL	Blytheville, AR (Blytheville)
32	Charity Ford	G	5-8	SO/1VL	Arlington, TX (Seguin)
33	Sarah Pfeifer	F	6-0	SR/3VL	Ozark, AR (Ozark)
34	Ayana Brereton	F	5-10	JR/2VL	Angleton, TX (Angleton)
44	Lauren Ervin	P	6-3	SR/1VL	Los Angeles, CA (Mt. SAC)
54	Ashlea Williams	P	6-2	FR/HS	Springfield, MO (Hillcrest)

HEAD COACH: Tom Collen (Bowling Green, 1977)
(First year at Arkansas, 0-0; 10th season overall, 217-70, .756)

ASSOCIATE HEAD COACH: Tim Eatman (Talladega, 1988)

ASSISTANT COACHES: Zenarae Antoine (Colorado State, 1998)
Greg Collins (Louisville, 1988)

EXEC. DIRECTOR OF BASKETBALL OPERATIONS: Amber Shirey (Arkansas, 1992)

VIDEO COORDINATOR: Jake Nelp (Colorado St., 2001)

GRADUATE ASSISTANT: Angie Nelp (Colorado St., 2002)

ATHLETIC TRAINER: Jeremy Braziel (Oklahoma St., 2000)

MANAGERS: Trudi Spencer, Haley Bestgen, Erin Cox

SPORTS INFORMATION CONTACT: Dr. Bill Smith (Northeast La., 1984)

How do you say . . .

#2 sha-NEE-tah Arnold

#4 Whitney ZACK-ah-RYE-ah-son

#33 Sarah FYE-fer

#34 EYE-an-nah brea-RE-ton

Asst. Coach zen-AH-ray AN-twahn



2 Shanita Arnold
G 5-4 FR/HS
Fort Smith, AR (Northside)



4 Whitney Zachariason
F 6-2 FR/HS
North Little Rock, AR (CAC)



10 Kendra Roberts
G 5-7 SO/1VL
Fort Smith, AR (Northside)



23 Hailey Nutt
G 5-9 FR/HS
Fayetteville, AR (High)




24 Brittney Richardson
F 5-11 FR/HS
Salem, AR (Mt. Home)



25 Brittney Vaughn
G 5-7 SR/3VL
Plano, TX (Plano West)



31 Whitney Jones
P 6-0 JR/2VL
Blytheville, AR (High)



32 Charity Ford
G 5-8 SO/1VL
Arlington, TX (Seguin)



33 Sarah Pfeifer
P 6-0 SR/3VL
Ozark, AR (High)




34 Ayana Brereton
F 5-10 JR/2VL
Angleton, TX (High)



44 Lauren Ervin
P 6-3 SR/1VL
Los Angeles, CA



54 Ashlea Williams
P 6-2 FR/HS
Springfield, MO (Hillcrest)



LIFE WITH THE LADY BACKS

MEET THE LADY BACKS

LAUREN ERVIN #44

All-America Candidate

2007 All-Southeastern Conference Second Team

Nationally Ranked in Field Goal Pct. (16), Rebounds (20th) and Blocks (21st)

Senior || 6-3 || Post || Los Angeles, Calif.

Mt. San Antonio College || Sociology

The last time Arkansas had a player dominating the lane with double-double scoring, she was also a Californian wearing No. 44. Not since the late 1980s and Shelley Wallace has Arkansas had a post power like Lauren Ervin.

Her 11 double doubles and season ending averages of 12.7 ppg and 10.3 rpg are bests since Wallace went the entire 1988-89 season with doubles.

The Arkansas all-America candidate came with Kodak credentials from junior college, and lived up to the early hype. Now the pressure is on for a senior season like previous LadyBack legends of the lane -- school rebound record holder Wallace and Kodak All-American and school block record holder Delmonica DeHorney.

"There is no doubt Lauren needs to have a big year for us to have a great season," Tom Collen said. "We must find ways to get her the ball and she needs to score."

Never fouling out last year, her shot-blocking and aggressive defense got her into foul trouble several times. Opening up in Canada, she missed most of the final game with quick fouls, but made up for it with a poised 17 points in 17 second half minutes before exiting in the closing moments.

"She needs to stay out of foul trouble but find ways to remain aggressive," Collen said. "That puts a lot of pressure on her to remain poised at all time, but I think she is up to the challenge."

THE STATS IN 2006-07:

The first player in a generation to average a double-double for Arkansas, Ervin played and started all 31 games with 12.7 ppg and 10.3 rpg. Ranking third in the SEC in rebounds and second in blocked shots, Ervin's 71 blocks ranks second all-time for a season at Arkansas. In one of the great gut-checks of all time, Ervin suffered a compound dislocation the day prior to the Rainbow Wahine. With the hand bandaged, she had a game-leading nine rebounds with 12 points then an early season high 11 rebounds against the host Hawai'i. She broke almost every Arkansas rebound record for SEC games, and several for blocked shots. Ervin went through a three-game stretch of career highs, starting with a then best 19 points with 13 boards at Auburn. She backed it with 20 points and 10 rebounds versus Bama, then a career-high 20 boards and 10 points at Florida. The 20-board effort is the second highest in school history, two shy of the all-time record. Her 11

double-doubles is the most by any player besides Shelley Wallace, and after a single season she is sixth all-time for career doubles.

THE STATS AT MT. SAC:

The Kodak Junior College All-American and Southern California junior college player of the year led Mount San Antonio College to a 36-2 record and the California juco championship in 2006. Averaging a double-double for Mt. SAC for Coach Laura Beeman with just over 21 ppg and 13 rpg, Ervin drove the Mountaineers to a 36-2 record and the California juco title. In the championship game against San Joaquin Delta, the 6-3 post poured in 23 points off 9-of-11 from the field with eight rebounds, four assists, three steals and two blocks. She was named the MVP of the state juco tournament and of her juco conference this spring. Ervin's resume also includes the 2002 USA Women's Youth Development Festival.

THE STATS AT KANSAS:

During her one season at Kansas, Ervin played 24 games as a freshman, leading the Jayhawks in

rebounding with 6.8 rpg and field goal percentage with 51.5%. She was named to the *Dallas Morning News'* Big 12 all-freshman team.

THE STATS AT INGLEWOOD:

Ervin was considered one of the nation's top recruits, ranked the number two player in the country by Blue Star and All Game Sports

GOING TO THE MOVIES WITH LAUREN ERVIN

What is your favorite . . .

Movie: 300

Movie you're friends would never guess you like: The Notebook

Basketball Movie: Rebound

Star: Al Pacino

If I were a movie star, I'd be: Dakota Fanning, because she's already banking millions

Action Movie: Mission Impossible III

Romance: Titanic

Christmas Movie: Christmas Carol

Home Movie Snack: Kettle Corn

I'm . . .

Popcorn-Buttered or Plain: Buttered

Watch-Theater or Home: Home

Comedy or Drama: Comedy

Action or Romance: Action

Denzel or Wesley: Denzel

Tom Hanks or Billy Bob: Tom Hanks

Jessica Alba or Jennifer Lopez: Jessica Alba

Halle Berry or Beyonce: Halle Berry

Al Pacino or Robert DeNiro: Al Pacino

Old Movie: Scarface

Sports Movie: Remember the Titans

Line: "Say Hello to my little friend," Al Pacino, Scarface

Comedy: The Break Up

Animated: The Polar Express

Theater Snack: Bon-Bons

Kevin Costner or Bruce Willis: Bruce Willis
Jodie Foster or Julia Roberts: Julia Roberts
Angelina Jolie or Nicole Kidman: Angelina Jolie
Jim Carrey or Adam Sandler: Adam Sandler
Tom Cruise or John Travolta: John Travolta
Ving Rhames or The Rock: Ving Rhames
Salma Hayek or Tyra Banks: Salma Hayek
Martin Lawrence or Cedric: Cedric
Keenan or Damon or Marlon: Marlon



Lauren Ervin**Career Highs**

Points: 22 vs. Ole Miss (2/4/07)

Reb: 20 at Florida (1/21/07)

Asst: 4 vs LSU (1/25/07) & SMU (12/13/06)

Blocks: 8 vs Cincinnati (12/28/06)

Steals: 5 vs Tennessee (2/22/07)

2006-07 Bests

PTS: 22 vs Ole Miss

FGM: 9 vs Alabama*

FGA: 15 at LSU

FG%: 1.000 at Auburn*

3P: 0

FT: 6 vs Ole Miss*

FTA: 9 vs Ole Miss*

FT%: 1.000 vs Kentucky (SEC)*

OREB: 7 at Florida*

DREB: 13 at Florida

REB: 20 at Florida

A: 4 vs LSU*

BK: 8 vs Cincinnati

ST: 5 vs Tennessee

TO: 6 vs Ole Miss

PF: 4 vs Miss State

* -- Most recent

Career Double-Doubles

2006-07: 11

Lauren Ervin's Career Numbers

YEAR	G/GS	FG/FGA	FG%	3P/3PA	FG%	FT/FTA	FT%	PTS	AVG	OR	DR	REB	AVG	PF/D	AST	TO	BLK	STL	MIN
06-07	31/31	158/279	.566	1/4	.250	78/107	.729	395	12.7	129	190	319	10.3	69/0	47	52	76	37	896

SARAH PFEIFER

#33

Senior || 6-0 || Post || Ozark, Arkansas (High) BS, Industrial Engineering, 2007
Master Student, Sports Management
2007 & 2005 SEC Scholar-Athlete of the Year
2005 ESPN The Magazine Second-Team Academic All-District

Let's get the jokes out of the way -- yes, Sarah Pfeifer is the oldest Lady'Back basketball player of all time, the only player to have three coaches and the only one to touch the floor for six years. She's also the first -- and only -- player to be twice selected by the league coaches as the Scholar Athlete of the Year.

She just might add another first: First to earn a master's degree before completing her career.

Granted a clock extension due to her two season-robbing injuries of 2004 and 2006, Pfeifer returns as the rock upon which Tom Collen begins his rebuilding at Arkansas.

"Sarah Pfeifer plays a key role in this team's success in a variety of ways," Collen said. "She has great leadership qualities and must find a way to communicate her basketball knowledge to the younger players."

Returning to the floor last year after ACL surgery, Pfeifer built her minutes up to the mid-20s and low 30s by season's end as a regular starter down the stretch.

"Her high level of intensity is obvious and we need that as well," Collen said. "Above all else, we must find a way to keep her healthy."

That's no small issue for a player who has more surgeries -- five -- than full playing seasons. One new wrinkle for Pfeifer is the chance to come away from the land of the giants.

"We are working to extend the range and consistency on her shot since she seems to always be matched up with taller opponents," Collen said.

THE STATS IN 2006-07: Returning to the court, Pfeifer played in all 31 games, starting 14 and nine in SEC action. Averaging 8.1 ppg and 3.6 rpg, she picked up an early season high of 14 points against Wichita State. Held scoreless only one game, Pfeifer had a season high of 21 points with Miss State at home, then pulled down 12 rebounds at Starkville in the rematch. The road meeting was her third career double with 15 points against MSU. Improving as the season continued, she was the team's No. 2 rebounder in league games with 4.2 per game. Earned her bachelor's degree at mid-term in industrial engineering with a 3.89 GPA and enrolled in the University's sports management master's program in January.

THE STATS IN 2005-06: Pfeifer underwent full-cut shoulder surgery prior to the season, and spent the summer rehabilitating her shooting arm. Earning preseason all-SEC selection at the league's media day, Pfeifer's season ended before it began with a torn ACL in the Red-White Game. Her first leg surgery at Arkansas, the decision was made to sit the entire season.

THE STATS IN 2004-05: Returning to the floor after major off-season shoulder surgery, Pfeifer played all 31 games as

a junior, starting 17. Arkansas' leading scorer with 12.4 ppg, she upped her scoring average to 12.8 ppg in SEC games and was voted by the league coaches as the SEC Scholar-Athlete of the Year. At the start of the season, her playing time was limited, but she made the most of it scoring 19 points off 9-of-12 from the field in only 16 minutes against La-Lafayette for her early-season high. Moving into the starting lineup in early January, she notched the first of a series of new highs with 21 points (8-of-12) with six boards, three assists and two steals in 29 minutes against Miss State. She picked up her first career double with a new rebound high of 12 boards with 17 points, playing a career-high 37 minutes at Auburn. Becoming the team's leading scorer from that point on, she led Arkansas to victory with 21 points off 8-of-11 against Alabama's taller posts. She backed it up with 24 points to lead Arkansas past Georgia Tech. Pfeifer equaled her new high with 24 at Kentucky to close the regular season. Another 20-point game, this time 23 against Miss State, moved Arkansas into the SEC quarterfinals. She closed the year with a new career high of 26 points and 12 rebounds at Ark. State, only the second double-double in UA history in a



WNIT game. After the end of the season she earned National Strength Coaches of America Strength and Conditioning All-American honors, remarkable as she did it with only one arm available to lift in the weight room.

THE STATS IN 2003-04: Pfeifer's original sophomore season lasted a few minutes past two games as she suffered a season-ending shoulder injury midway through the first half of the Oregon State game. Starting the first three games, she averaged 6.7 ppg and 2.7 rpg -- marks diluted by her OSU game. In the opening two games, she averaged 10 ppg with a season high of 13 against Rice. Undergoing surgery on her right shoulder at midseason, she spent the remainder of the season in rehab.

THE STATS IN 2002-03: Playing in 29 games and starting six as a freshman, Pfeifer averaged 4.0 ppg and 3.0 rpg. The top scorer and rebounder off the bench most of the season, Pfeifer was an impact

player that made things happen in her 13.5 minutes a game. She earned a starting role in late December against SW Missouri but lasted only seven minutes before breaking her nose. Despite playing with a mask the next game, she scored seven points with eight rebounds and three steals in 30 minutes against Western Kentucky. She came off the bench for nine points and eight boards at Vanderbilt, leading to her first conference start next game with Auburn where Pfeifer hit 4-of-6 from the field and 5-of-6 at the line for 13 points. A practice injury on Feb. 25 cost her four games at the end of the regular season. She managed to play the NCAA tournament games in a brace, but the shoulder dislocation eventually resulted in off-season surgery.

AT OZARK HIGH: A three-sport standout for the Hillbillies, Pfeifer was named the female high school athlete of the year by the *Arkansas Democrat-Gazette*. A three-year letterwinner and state champion in both basketball and track, Pfeifer also posted a 4.00 GPA as an honors graduate and class valedictorian. Pfeifer led Ozark to back-to-back Arkansas state titles plus a runner-up finish in Class AAA. Averaging 30 ppg as a senior, Pfeifer led Ozark to a 33-2 record and the state championship game. Her junior year she averaged 21.2 ppg with 7.9 rpg to earn MVP honors at the state tournament as OHS went 34-2. Named to the *Arkansas Democrat-Gazette's* Super Sophomore team, she averaged 16.2 ppg as the Hillbillies took the first of their state titles at 33-3. On the track, she was the state champion in the shot put as a sophomore and for both Class AAA and the all-division Meet of Champions as a junior. She was third place at the state heptathlon championship as a junior. As a member of AAU Arkansas Belles out of Little Rock, Pfeifer and the Belles were fifth in the nation in 2002 at the U-16 nationals. Her third sport at Ozark was softball.

PERSONAL: Born Sarah Elizabeth Pfeifer on April 26, 1984, she is the daughter of George and Sherry Pfeifer of Ozark, Ark. Pfeifer has a younger sister, Alex.

GOING TO THE MOVIES WITH SARAH PFEIFER

What is your favorite . . .

Movie: The Shawshank Redemption

Movie your friends would never guess you like: Raising Helen

Basketball Movie: Pistol Pete

Star: Julia Roberts

Theme Music: Rocky

Action Movie: The Italian Job

Romance: While You Were Sleeping

Theater Snack: Popcorn and Cherry Coke

I'm . . .

Popcorn-Buttered or Plain: Buttered

Watch-Theater or Home: Home

Comedy or Drama: Comedy

Action or Romance: Action

Denzel or Wesley: Denzel

Tom Hanks or Billy Bob: Tom Hanks

Jessica Alba or Jennifer Lopez: Jessica Alba

Halle Berry or Beyonce: Halle Berry

Al Pacino or Robert DeNiro: Robert DeNiro

Old Movie: Chitty Chitty Bang Bang

Sports Movie: Mighty Ducks

Line: "If you build it, they will come"

If I were a movie star, I'd be: Angelina Jolie

Comedy: Meet the Parents

Christmas Movie: Elf

Home Movie Snack: Cold T-Bone Steak

Kevin Costner or Bruce Willis: Kevin Costner

Jodie Foster or Julia Roberts: Julia Roberts

Brad Pitt or Russell Crowe: Brad Pitt

Jim Carrey or Adam Sandler: Adam Sandler

Steve Carrell or Seth Rogen: Steve Carrell

Ving Rhames or The Rock: The Rock

Will Ferrell or Ben Affleck: Will Ferrell

Salma Hayek or Tyra Banks: Tyra Banks

Keenan or Damon or Marlon: Marlon

Sarah Pfeifer

Career Highs

Points: 26 @Ark St (3/21/05)
 Reb: 12 @Auburn (2/3/05)
 12 @Ark St (3/21/05)
 Asst: 4 vs. S. Carolina (1/23/05)
 Steals: 3 vs #6 Tennessee (2/20/05)

2006-07 Bests

PTS: 26 vs @Ark St (WNIT)
 FGM: 12 vs @Ark St (WNIT)
 FGA: 22 vs @Kentucky
 FG%: .750 vs ULL@ (ALLTEL)
 3PA: 0
 FT: 9 vs #6 Tennessee
 FTA: 11 vs #6 Tennessee
 FT%: 1.000 vs Miss St. (SEC)*
 OREB: 9 vs @Auburn
 DREB: 6 vs @Ark St (WNIT)
 REB: 12 vs @Ark St (WNIT)*
 A: 4 vs S. Carolina
 BK: 2 vs @Ark St (WNIT)*
 ST: 3 vs #6 Tennessee*
 TO: 4 vs @Ark St (WNIT)*
 PF: 5 vs #17 Vanderbilt (SE*)
 *--Most recent

Career Double-Doubles

2004-05: @AU (17p/12r), @ASU (26p/12r)

Sarah Pfeifer's Career Numbers

YEAR	G/GS	FG/FGA	FG%	3P/3PA	FG%	FT/FTA	FT%	PTS	AVG	OR	DR	REB	AVG	PF/D	AST	TO	BLK	STL	MIN
02-03	29/6	43/86	.500	1/1	1.000	30/47	.638	117	4.0	35	52	87	3.0	50/1	18	31	10	16	390
03-04	3/3	8/17	.471	0/0	.000	4/8	.500	20	6.7	3	5	8	2.7	5/0	1	1	2	3	58
04-05	31/17	147/330	.446	0/0	.000	89/126	.706	383	12.4	73	74	147	4.7	83/3	32	50	22	36	694
05-06	Redshirt due to injury																		
06-07	31/14	98/255	.384	0/4	.000	55/68	.809	251	8.1	41	71	112	3.6	84/6	32	49	14	24	658
TOTAL	94/40	296/688	.430	1/5	.200	178/249	.715	771	8.2	152	202	354	3.8	221/10	83	131	48	79	1810

BRITTNEY VAUGHN #25

Senior || 5-7 || Guard || Plano, Texas (Plano West) || Broadcast Journalism

Brittney Vaughn is in the Arkansas record books. She wants something else for her senior season -- her team in the postseason. A gutsy team player that started and played every game last year in spite of a difficult hip injury, Vaughn came close to a triple double during her junior season and became the first Lady'Back to register three straight double-digit assist games.

"Brittney clearly has the experience and confidence we need in the point guard position," Tom Collen said. "She is a natural leader."

A team captain last season, Vaughn earned SEC Player of the Week in early December with her first career double-double -- 12 points and 10 assists against SMU -- then a near double the hard way with nine rebounds and a career-high 14 assists with Tulsa.

For the year, Vaughn dropped double digit dishes six times in 31 games with nine assists in two other games. As a result, her 176 assists gave her an average of 5.68 per game, No. 1 in the Southeastern Conference.

The challenge for her senior year is to master a new system with Collen.

"She must pick up our system quickly, identify her role in that system and continue making good decisions with the basketball," Collen said.

The team leader in steals, she also racked up five crashes into press row tables pursuing loose balls or opponents.

"She is an aggressive defender so we need her on the floor," Collen added. "She's working hard to polish up her game on the offensive end of the floor and establish herself as another scoring option."

THE STATS IN 2006-07: Playing and starting all 31 games as a junior, Vaughn averaged 6.7 ppg, 4.0 rpg and 5.7 apg. She led the SEC in assists per game with 5.68, and early in the year became the first Lady'Back in school history to register three consecutive double-digit assist games. Vaughn earned SEC Player of the Week for the final two games of the run which included her first double-double (12p/10a w/SMU) and a career high 14 assists (Tulsa). She led the team in assists (176), steals (71) and minutes played (947). Vaughn had a career high 17 points and eight steals to lead Arkansas past Alabama. She missed a triple-double by a rebound at St. Louis with 13 points, 10 assists and nine boards.

THE STATS IN 2005-06: Playing all 28 games and starting 24 as a sophomore, Vaughn averaged 4.1 ppg, 2.3 rpg, 4.3 apg and 1.5 spg. The team leader in assists (120) and steals (43), Vaughn became the starting point guard by the close of the season. Her year was defined by scoring five of the most dramatic points in school history. Scoring all of her points against Vanderbilt in

the final 30 seconds, her driving layup cut the Commodore lead to three, then her 47-foot heave as time expired sent the game into overtime. Her other big scoring game came in another top 25 upset with 10 against then #24 Florida. A tenacious rebounder for her size, Vaughn had a career high 10 boards at South Carolina and broke that with 13 at Ole Miss. She had a season high 12 assists against UNO.

THE STATS IN 2004-05: Playing in 30 of Arkansas' 31 games her freshman season, Vaughn averaged 3.7 ppg, 2 rpg, 1.6 apg and 1 spg. Her numbers were significantly better during conference games as she upped her scoring to 4.6 ppg with slightly better rebounds at 2.4, and all of her freshman season-bests were against SEC teams. Vaughn picked up her rookie season-best with 13 points to lead Arkansas was at eighth-ranked Tennessee. Her other double-digit game was at Georgia with 10 points. Her season best on the boards with six at home against Miss State. Three times she had four assists -- at LSU and South Carolina plus the season opener. Vaughn opened

the year with seven points, four assists and three steals against Alabama State, and equaled her steal mark twice in SEC play (at Auburn, vs. Florida.) The only game she missed as a freshman was the opener at the Islander Classic against Purdue.

AT PLANO WEST: The 5-7 combo guard was the most valuable player for District 9-AAAAA her senior season as she led the Wolves into the Texas state tour-



nament. Averaging 17 points, 6 rebounds, 6 assists and 5 steals per game, Vaughn was second-team all-Metroplex and a McDonald's All-America nominee. As a junior, she was the offensive player of the year for the district. She averaged 13.5 ppg, 6 rpg, 5.5 assists and 4.6 steals for Plano West as a junior.

PERSONAL: She is the daughter of Ezekiel and Vickie Vaughn of Plano, Texas. She has older twin siblings that are former Arkansas athletes -- brother, Vickiel, a cornerback now playing for the San Francisco 49ers, and sister, Rochelle, who was a Lady'Back teammate for two seasons and is playing minor league pro basketball in Dallas.

GOING TO THE MOVIES WITH BRITTNEY VAUGHN

What is your favorite . . .

Movie: Love and Basketball

Old Movie: Major Payne

Movie your friends would never guess you like: Finding Nemo

Basketball Movie: Love and Basketball

Sports Movie: Remember The Titans

Star: Halle Berry

Theme Music: Titanic

If I were a movie star, I'd be: Jada Pickett Smith or Whoopie Goldberg

Action Movie: Transformers

Comedy: Kings of Comedy

Romance: My Girl

Animated Movie: The Incredibles

Theater Snack: Popcorn with lots of butter

Home Movie Snack: Popcorn

I'm . . .

Popcorn-Buttered or Plain: Buttered

Watch-Theater or Home: Home

Comedy or Drama: Comedy

Action or Romance: Action

Denzel or Wesley: Denzel

Tom Hanks or Billy Bob: Billy Bob Thornton

Jessica Alba or Jennifer Lopez: Jessica Alba

Halle Berry or Beyonce: Halle Berry

Al Pacino or Robert DeNiro: Al Pacino

Kevin Costner or Bruce Willis: Bruce Willis

Jodie Foster or Julia Roberts: Julia Roberts

Brad Pitt or Russell Crowe: Brad Pitt

Jim Carrey or Adam Sandler: Adam Sandler

Steve Carrell or Seth Rogen: Steve Carrell

Ving Rhames or The Rock: The Rock

Will Ferrell or Ben Affleck: Ben Affleck

Salma Hayek or Tyra Banks: Tyra Banks

Keenan or Damon or Marlon: Marlon

Brittney Vaughn**Career Bests****PTS:** 17 at Alabama (1/18/07)**REB:** 13 at Ole Miss (2/26/06)**A:** 14 at Tulsa (12/16/06)**BK:** 1, several times**ST:** 8 at Alabama (1/18/07)**2006-07 Bests****PTS:** 17 at Alabama**FGM:** 5 at Florida***FGA:** 11 vs SMU***FG%:** .750 at Tulsa**3P:** 0**3PA:** 3 vs SMU**3P%:** .000, nine times**FT:** 8 vs South Carolina**FTA:** 9 vs South Carolina**FT%:** 1.000 vs Alabama**OREB:** 3 vs La-Monroe**DREB:** 8 at Tulsa**REB:** 9 at Tulsa**A:** 14 at Tulsa**BK:** 1 at Florida***ST:** 8 vs Alabama**TO:** 11 vs North Carolina**PF:** 4 vs Tennessee*

*--Most recent

Career Double-Doubles

2006-07: SMU (12p/10a), @StL (13p/10a)

Brittney Vaughn's Career Numbers

YEAR	G/GS	FG/FGA	FG%	3P/3PA	FG%	FT/FTA	FT%	PTS	AVG	OR	DR	REB	AVG	PF/D	AST	TO	BLK	STL	MIN
04-05	30/0	41/106	.387	3/21	.143	25/50	.500	110	3.7	19	40	59	2.0	35/0	49	58	1	31	398
05-06	28/24	42/117	.359	2/14	.143	29/55	.527	115	4.1	17	82	99	3.5	47/0	120	110	8	43	710
06-07	31/31	66/161	.410	0/12	.000	75/121	.620	207	6.7	18	107	125	4.0	62/0	176	128	3	71	947
TOTAL	99/55	149/384	.389	5/47	.106	129/226	.571	432	4.4	54	229	283	2.9	144/0	345	296	12	145	2044

AYANA BRERETON #34

Junior || 5-10 || Guard || Angleton, Texas || Angleton High || Sociology

Of all the Lady'Backs, Ayana Brereton took the best advantage of the Canadian tour. Announcing herself to the new staff with the first seven points of the game against British Columbia, the 5-10 guard drained her first three-pointer at Arkansas in her team-leading 13 points.

Her effort in pre-foreign tour workouts was not lost on Tom Collen.

"Ayana has a golden opportunity to emerge as a starter at the forward position," Collen said. "She must step out of the shadows and regain the confidence she had as a high school player."

Arkansas is thin at the three spot, and Brereton has the build to be a quick wing player. Last season, she saw spot duty in only 23 games, but earned starts in three games during the first part of the season. The two game total of 17 points in Canada was almost half the number she posted last season.

Right along with her seven-point run at UBC, Brereton proved she has the ability to score in bunches, with her top game last season a nine-point outburst in nine minutes thanks to steals and layups against Texas Southern. What Collen and the Lady'Back staff needs is that intensity spread out across the whole game and the entire season.

"She must learn to stay focused and remain intense at all times," Collen said. "If so, she could become another scoring threat, a good rebounder and a stellar performer. She has the potential to take her game to another level and we will need her in the SEC."

THE STATS IN 2006-07:

Playing in 23 games and starting three as a sophomore, Brereton averaged 2 ppg and 1 rpg per game. She picked up her three starts at the beginning of the season, first with Wichita State at home then the opening two games at the Rainbow Wahine Classic versus Denver and the host Hawai'i. She had her best game of the year with Portland State, picking up a point a minute with nine for a season high. She also had a season-tying best of two steals with PSU.

THE STATS IN 2005-06:

Playing in 18 games and starting once as a freshman, Brereton averaged 2.7 ppg and 1.9 rpg. Brereton caught on fire in the fifth game of the season, hitting 6-of-9 from the field to blister Grambling State for a career-high 18 points with five rebounds in just 23 minutes off the bench. Brereton picked up her first

career start two games later against Missouri-Kansas City. She tied her season best with five rebounds along with eight points against Nicholls State.

THE STATS AT ANGLETON: Averaging 14 ppg, she helped lead the Lady Wildcats to the state tournament once again for head coach Melissa Hernandez. Her senior season best of 21 points came against El Campo. As a junior, AHS went 26-5. Her summer basketball team, the Houston Hotshots, won a pair of national trophies, the 2004 BCI national championship and the 2004 AAU national championship runners-up. Brereton averaged 15 ppg and 7.8 rpg at forward for the Ladycats as a junior. Her sophomore season she averaged 13.7 ppg, 7 rpg and 2.4 steals as the Ladycats went 30-4 in 2003, captured the district championship and reached the state semifinals. The most valuable player for Brazoria County as

a junior, Brereton is a two-time District 24-4A defensive player of the year and three-time all-district. The district's newcomer of the year her freshman season, she's also a three-time academic all-district selection. Named to the Texas Girls Coaches Association 2004 all-state team and second-team all-state by the TABC as a junior, she's a four-

GOING TO THE MOVIES WITH AYANA BRERETON

What is your favorite . . .

Movie: Stomp the Yard
Basketball Movie: Love and Basketball
Star: Denzel Washington
Theme Music: Rocky
Action Movie: Rush Hour
Animated Movie: Madagascar
Theater Snack: Popcorn

I'm . . .

Popcorn-Buttered or Plain: Plain
Watch-Theater or Home: Home
Comedy or Drama: Comedy
Action or Romance: Romance
Denzel or Wesley: Denzel
Tom Hanks or Billy Bob: Tom Hanks
Jessica Alba or Jennifer Lopez: Jessica Alba
Halle Berry or Beyonce: Halle Berry
Al Pacino or Robert DeNiro: Robert DeNiro



time all-region pick by TABC. A great two-sport athlete, Brereton was the Region III 4-A runner-up in both long jump and triple jump, and posted junior season bests of 18-7 ³/₄ for the long and 40-4 ¹/₄ for the triple jump. She also lettered in volleyball.

PERSONAL: Born Ayana Domeeka Brereton on Nov. 10, 1986, she is the daughter of Joslyn and Derrick Brereton of Angleton. She is the youngest of four Breretons. Her three older brothers are Jamal, Darwin and Derrick, Jr.

Old Movie: Friday
Sports Movie: Gridiron Gang
Line: "If you build it, they will come"
If I were a movie star, I'd be: Gabrielle Union
Comedy: Major Payne
Christmas Movie: The Polar Express
Home Movie Snack: Popcorn

Kevin Costner or Bruce Willis: Kevin Costner
Jodie Foster or Julia Roberts: Julia Roberts
Brad Pitt or Russell Crowe: Brad Pitt
Jim Carrey or Adam Sandler: Jim Carrey
Will Ferrell or Ben Affleck: Will Ferrell
Salma Hayek or Tyra Banks: Salma Hayek
Martin Lawrence or Cedric: Cedric
Keenan or Damon or Marlon: Damon

Ayana Brereton**Career Highs****Points:** 18 vs. Grambling (11/29/05)**Reb:** 5, four times**Asst:** 4 vs. UMKC (12/4/05)**Blocks:** 2 vs Texas Southern (12/3/06)**Steals:** 3 vs. Memphis (11/21/05)**2006-07 Bests****PTS:** 9 vs Portland State**FGM:** 3 vs Portland State**FGA:** 5 vs Portland State***FG%:** 1.000 vs LSU***3P:** 0**FT:** 3 vs Vanderbilt***FTA:** 4 vs Vanderbilt**FT%:** 1.000 vs Portland State**OREB:** 1 at LSU***DREB:** 3 vs La-Monroe**REB:** 3 vs SFA***A:** 2 vs SFA**BK:** 2 vs Texas Southern**ST:** 2 vs Portland State**TO:** 2 vs Texas Southern**PF:** 3 vs Portland State

* -- Most recent

Ayana Brereton's Career Numbers

YEAR	G/GS	FG/FGA	FG%	3P/3PA	FG%	FT/FTA	FT%	PTS	AVG	OR	DR	REB	AVG	PF/D	AST	TO	BLK	STL	MIN
05-06	18/1	17/58	.293	0/1	.000	14/22	.636	48	2.7	21	13	34	1.9	16/0	9	10	3	7	150
06-07	23/3	18/43	.419	0/0	---	10/12	.833	46	2.0	7	16	23	1.0	14/0	6	9	6	10	120
TOTAL	41/4	35/101	.350	0/1	.000	24/34	.706	94	2.3	28	29	57	1.4	30/0	15	19	9	17	270

WHITNEY JONES #31

Junior || 6-0 || Post || Blytheville, Arkansas
Blytheville High || Kinesiology

Tom Collen knew exactly what he was saying when he handed out the label of “most aggressive rebounder” to junior post player Whitney Jones. The 6-0 junior may lack the double-double games of her fellow senior post Lauren Ervin, but the Blytheville product has pulled down her share the past two seasons.

“Whitney Jones brings a lot of desirable qualities to this team,” Collen said. “She is strong, intense and confident. She is a little undersized for the post in the SEC, and she is working hard to master the small forward in our system. We will need her to perform well for us at both positions for our team to be successful this year.”

Limited in minutes as a freshman by injury, she played every game as a sophomore and Collen expects her to become a key part of the 2007-08 team.

“She has a chance because she has been working hard and as consistently as any player on our roster,” Collen said. “She is a solid defender and may be our most aggressive rebounder. Her ability to become a versatile and well-rounded player at either forward position is a key.”

THE STATS IN 2006-07: Playing all 31 games and starting two, Jones averaged 4.8 ppg and 3.8 rpg. With the return of Sarah Pfeifer and arrival of Lauren Ervin, Jones became the inside sixth player with double-digit minutes in all but four games. Scored 13 points with 6-of-8 from the field for an early season best with Lipscomb then had a near double with 11 points and eight boards in only 20 minutes against Denver in Hawai'i. Her 11 points off the bench against Alabama helped key Arkansas' conference win. She became a rebounding power at the close of the year with a season-high tying eight against LSU.

THE STATS IN 2005-06: Playing in 26 games and starting eight as a freshman, Jones averaged 6.5 ppg and 4.6 rpg. Leading the team in blocked shots with 22, Jones' playing time was limited by foot and shin injuries during the middle of the season. She made history in her first game by earning the first-ever SEC Freshman of the Week honor for her 22 points and six rebounds at SMU. The 22-point effort was the most for a freshman in the season opener in the SEC and SWC eras at Arkansas. She earned her first double of her career with a season-high 10 rebounds with 21 points against UMKC. A starter for the first eight games of the year,

she missed the ninth game of the year with injury, and from that point struggled to stay healthy. Her minutes dropped from over 20 to single digits. Toward late February, Jones turned the corner with her best SEC game of the year scoring 21 points with five rebounds in 24 minutes off the bench against Georgia.

THE STATS AT BLYTHEVILLE: Jones averaged 18 ppg and 11 rpg for head coach Melissa Young at BHS as she led the Chickasaws to a No. 10 ranking in the state. She got a preview of her Lady Razorback future playing at Bud Walton Arena in June during the Arkansas Activities Association's All-Star Game. She notched career highs of 33 points against Paragould and 17 rebounds against Rivercrest as a senior. Jones was named the state player of the week by Arkansas Prep Hoops on Jan. 17. She averaged 17 ppg and 11 rpg as a junior for Blytheville with a season best of 32 points. She missed her sophomore season, but averaged 22 ppg as a freshman. Jones ran track her sophomore season for the Chickasaws, finishing third in the 100 meters at the Eastern Conference meet in 2003. As a senior, she was a meet champion in the 100 and 200 meters, and was the state runner-up in both events.

PERSONAL: Born Whitney Edwina Jones on May 24, 1987, she is the daughter of Diann and Jerry Jones of Blytheville. Jones comes from an athletic family, and is the first daughter of a Lady Razorback to sign



at Arkansas in women's basketball. Her mother, Diann Ousley Jones, was the first track and field national champion for the Lady'Backs, taking the national indoor 600-yard championship in 1979. Her mark of 1:21.22 remains the school record for the retired event. Her older sisters both played Division I basketball, Wendlyn at LSU and Audrey at Xavier. She has one older brother, Ahmed, and a younger sister, Natalie.

GOING TO THE MOVIES WITH WHITNEY JONES

What is your favorite . . .

Movie: Stomp the Yard

Old Movie: Little Shop of Horrors

Movie your friends would never guess you like: Little Shop of Horrors

Basketball Movie: Love and Basketball

Star: Sanaa Lathan

If I were a movie star, I'd be: Sanaa Lathan

Action Movie:

Romance: While You Were Sleeping

Animated Movie: Lion King

Theater Snack: Popcorn

Sports Movie: Remember the Titans

Line: “Double or Nothing”, Love and Basketball

Comedy: Pimp Chronicles

Christmas Movie: The Grinch

I'm . . .

Popcorn-Buttered or Plain: Buttered

Watch-Theater or Home: Home

Comedy or Drama: Comedy

Action or Romance: Romance

Denzel or Wesley: Denzel

Tom Hanks or Billy Bob: Tom Hanks

Halle Berry or Beyonce: Beyonce

Al Pacino or Robert DeNiro: Robert DeNiro

Kevin Costner or Bruce Willis: Kevin Costner

Angelina Jolie or Nicole Kidman: Angelina Jolie

Jodie Foster or Julia Roberts: Julia Roberts

Brad Pitt or Russell Crowe: Brad Pitt

Jim Carrey or Adam Sandler: Jim Carrey

Ving Rhames or The Rock: The Rock

Will Ferrell or Ben Affleck: Will Ferrell

Salma Hayek or Tyra Banks: Tyra Banks

Martin Lawrence or Cedric: Martin Lawrence

Keenan or Damon or Marlon: Marlon

Whitney Jones

Career Highs

Points: 22 at SMU (11/18/05)
 Reb: 10 vs. UMKC (12/4/05)
 Asst: 3 vs. UMKC (12/4/05)
 Blocks: 4 vs. Grambling (11/29/05)
 4 at Auburn (1/14/07)
 Steals: 5 vs. Memphis (11/21/05)

2006-07 Bests

PTS: 13 at Lipscomb
 FGM: 6 at Lipscomb
 FGA: 9 vs LSU*
 FG%: 1.000 vs SFA*
 3P: 0
 FT: 5 vs SFA
 FTA: 6 vs SFA
 FT%: 1.000 vs Tennessee*
 OREB: 6 vs Denver
 DREB: 6 at Memphis
 REB: 8 vs LSU
 A: 4 vs Denver
 BK: 4 at Auburn
 ST: 2 at Miss State*
 TO: 5 at Clemson
 PF: 4 vs Kentucky (SEC)*
 * - Most recent

Career Double-Doubles

2005-06: UMKC (21p/10r)

Whitney Jones' Career Numbers

YEAR	G/GS	FG/FGA	FG%	3P/3PA	FG%	FT/FTA	FT%	PTS	AVG	OR	DR	REB	AVG	PF/D	AST	TO	BLK	STL	MIN
05-06	26/8	70/146	.480	0/0	---	28/38	.737	168	6.5	46	74	120	4.6	54/0	11	28	22	28	461
06-07	31/2	56/137	.409	0/0	---	36/55	.655	148	4.8	48	71	119	3.8	53/0	17	29	33	16	516
TOTAL	57/10	126/283	.445	0/0	---	64/93	.688	316	5.5	94	145	239	4.2	107/0	28	57	55	44	977

CHARITY FORD

#32

Sophomore || 5-8 || Guard || Arlington, Texas
Juan Seguin High || Kinesiology

Making her mark as a defensive stopper on the opponent point guard, Charity Ford has the chance to show her offensive side as a sophomore.

"She is athletic and a solid defender, but we need her to step up and be a consistent scorer and a secondary ball handler as well," Tom Collen said. "She is working hard and I'm optimistic that she can do it, but she must step forward rapidly to become a more consistent and complete player."

Ford got that opportunity in Canada as one of the starters, and for the two-game foreign tour averaged more points -- 5.5 ppg -- than her freshman season. Ford also used the ten day pre-tour practice dates to gain more experience and show the new coaching staff she can move beyond being just the defensive role player.

"Charity is just one of a handful of veterans that must overcome a lack of experience from last season and take advantage of the opportunity before her," Collen said. "This is her time to step up and shine."


For all the defensive focus, Ford is the top returning three-point shooter on the team with 10-of-38 from behind the arc.

THE STATS IN 2006-07: Playing 30 games and starting 17 as a freshman, Ford averaged 3.3 ppg and 0.7 rpg for the year. Used to work against opponent point guards, Ford had great success in forcing high turnover rates in non-conference play. Earning her first start with Wichita State, she remained in the starters for 16 of the next 18 games. Her best games were back-to-back double digit nights at Tulsa (14 points) and a season high at Memphis (15 points).

THE STATS AT SEQUIN: A standout player for Courtney Phillips at Arlington's Juan Seguin High, Ford averaged 17 ppg, 3.2 rpg, 3.7 apg and 4.0 spg her senior season for SHS. While Ford was a part of one of the highest scoring backcourts in the state of

Texas, Seguin allowed only 39.2 ppg in the regular season and finished undefeated in district play. She was ranked the No. 13 prospect in the state of Texas by TexasHoops.com her senior season. As a junior, Ford averaged 18 ppg, 4.5 apg and 2.3 spg as the co-MVP of District 7-AAAA. Ford's high school best was 44 points against Mansfield High. Along with four years of basketball, Ford was also a track letterwinner at SHS. She played AAU basketball with DFW Elite.

PERSONAL: Born Charity Danyail Ford on Aug. 5, 1988, she is the daughter of Daniel and Al Lesha Ford of Dallas, Texas. She has a pair of older siblings, LaTucha and Daniel, and a pair of younger siblings, Jeremiah and Nehemiah.



GOING TO THE MOVIES WITH CHARITY FORD

What is your favorite . . .

Movie: The Simpsons Movie

Old Movie: Boyz in the Hood

Basketball Movie: Hoosiers

Sports Movie: Pride

Star: Kerry Washington

If I were a movie star, I'd be: Wolverine (Hugh Jackman)

Action Movie: X-Men

Comedy: Chuck and Larry

Animated: Finding Nemo

Christmas Movie: The Santa Clause

Theater Snack: Popcorn, candy and a drink

Home Movie Snack: Whatever I can find

Movie Channel: HBO

I'm . . .

Popcorn-Buttered or Plain: Buttered

Watch-Theater or Home: Theater

Comedy or Drama: Comedy

Action or Romance: Action

Denzel or Wesley: Wesley

Jessica Alba or Jennifer Lopez: Jessica Alba

Halle Berry or Beyonce: Halle Berry

Morgan Freeman or Sidney Poitier: Sidney Poitier

Samuel L. Jackson or Will Smith: Samuel L. Jackson

Al Pacino or Robert DeNiro: Robert DeNiro

Kevin Costner or Bruce Willis: Bruce Willis

Angelina Jolie or Nicole Kidman: Angelina Jolie

Brad Pitt or Russell Crowe: Brad Pitt

Jim Carrey or Adam Sandler: Jim Carrey

Tom Cruise or John Travolta: John Travolta

Steve Carrell or Seth Rogan: Seth Rogan

Ving Rhames or The Rock: Ving Rhames

Salma Hayek or Tyra Banks: Salma Hayek

Chris Rock or Eddie Murphy: Chris Rock

Martin Lawrence or Cedric: Cedric

Keenen or Damon or Marlon: Damon

Charity Ford

Career Highs

Points: 15 at Memphis (12/18/06)
 Reb: 5 @Lipscomb (11/17/06)
 5 vs. Texas Southern (12/3/06)
 Asst: 3, four times
 Steals: 3, four times

2006-07 Bests

PTS: 15 at Memphis
 FGM: 6 at Memphis
 FGA: 14 at Memphis
 FG%: .667 vs. Denver
 3PM: 3 at Tulsa
 3PA: 6 at Memphis*
 FT: 4 vs. Cincinnati
 FTA: 6 vs Cincinnati
 FT%: 1.000 at Memphis*
 OREB: 3 vs Alabama*
 DREB: 4 at Lipscomb
 REB: 5 vs Texas Southern*
 A: 3 vs Alabama*
 BK: 1 at Vanderbilt
 ST: 3 vs Alabama*
 TO: 4 vs Cincinnati
 PF: 4 at Tulsa

*--Most recent

Charity Ford's Career Numbers

YEAR	G/GS	FG/FGA	FG%	3P/3PA	FG%	FT/FTA	FT%	PTS	AVG	OR	DR	REB	AVG	PF/D	AST	TO	BLK	STL	MIN
06-07	30/17	36-105	.343	10-38	.263	18-25	.720	100	3.3	16	25	41	1.4	28-0	20	25	1	26	387

KENDRA ROBERTS

#10

Sophomore || 5-7 || Guard || Fort Smith, Ark. || Northside High || Communications

The 2007-08 season is all about opportunity for sophomore Kendra Roberts. The guard from Fort Smith saw limited playing time as a freshman, but with graduations and departures on the perimeter has the perfect chance this season.

"We need Kendra to continue to improve her ball handling because she has the opportunity to compete for time at both the point and off-guard positions," Tom Collen said.

Roberts took full advantage of the pre-foreign tour workouts and the Canadian games, but took a tumble on-campus when she returned, separating her shoulder. She is expected to be fully healed by the start of regular fall drills.

"Her shooting range was rapidly improving before she had a setback with a shoulder injury," Collen said. "We need to get her healthy first, then try to recapture the progress she has made the first two weeks of school."



THE STATS IN 2006-07: Playing in 14 games last season for the Lady Razorbacks as a freshman, Roberts averaged 0.6 ppg and 0.6 rpg. She scored her season best early in the year with four points against Denver in the Rainbow Wahine Classic, then equaled that four points on the road at Vanderbilt. The Denver game was her best overall, with a season high two assists. Against the Commodores, Roberts was perfect at the line with 4-of-4.

THE STATS IN FORT SMITH: Playing her senior season at Fort Smith Northside, Roberts averaged 12 ppg as the Lady Bears swept through the AAAAA-West undefeated before reaching the state championship game. Averaging 16 ppg, 6 rpg, 9 apg and 2 spg as a junior for Fort Smith Southside, Roberts led the

Lady Rebels to back-to-back runner-up spots in the AAAAA-West and into the state tournament. She averaged 12 ppg, 6 rpg and 4 apg as a sophomore. In AAU basketball, Roberts was a star for the Arkansas state champion Kamakazi team based out of Little Rock. Kamakazi took 2004 U16 national runner-up honors with Roberts, who went on to play as a guest with Arkansas Mavericks and their 2004 and 2005 AAU national runs.

PERSONAL: Born Kendra Nicole Roberts on July 18, 1988, she is the daughter of Kendall and Kim Roberts of Fort Smith. Her father is a dentist, and her grandmother, Kishiko Nobe Burgess, was a graduate of Tokyo University. She has an older sister, Ashley Ann.

GOING TO THE MOVIES WITH KENDRA ROBERTS

What is your favorite . . .

Movie: Cruel Intentions **Old Movie:** Jungle Book
Movie your friends would never guess you like: Secret Garden
Basketball Movie: Space Jam **Sports Movie:** Cool Runnings
Star: Angelina Jolie **If I were a movie star, I'd be:** Jessica Biel
Scene: Reese Witherspoon coming up the escalator in Cruel Intentions
Line: "You had me at hello," Jerry McGuire
Theme Music: Bittersweet Symphony
Action Movie: The Rock **Comedy:** Sorority Girls
Romance: The Notebook **Animated:** Finding Nemo
Christmas Movie: The Grinch **Theater Snack:** Popcorn and Coke
Home Movie Snack: Creamy Chicken Ramen Noodles
Movie Channel: Showtime

I'm . . .

Popcorn-Buttered or Plain: Buttered
Watch-Theater or Home: Home
Comedy or Drama: Comedy
Action or Romance: Action
Denzel or Wesley: Denzel
Tom Hanks or Billy Bob: Tom Hanks
Jessica Alba or Jennifer Lopez: Jessica Alba
Halle Berry or Beyonce: Halle Berry
Samuel L. Jackson or Will Smith: Samuel L. Jackson
Al Pacino or Robert DeNiro: Robert DeNiro
Kevin Costner or Bruce Willis: Kevin Costner
Angelina Jolie or Nicole Kidman: Angelina Jolie
Brad Pitt or Russell Crowe: Brad Pitt
Jim Carrey or Adam Sandler: Adam Sandler
Tom Cruise or John Travolta: John Travolta
Steve Carrell or Seth Rogan: Steve Carrell
Ving Rhames or The Rock: The Rock
Salma Hayek or Tyra Banks: Salma Hayek
Chris Rock or Eddie Murphy: Chris Rock
Martin Lawrence or Cedric: Cedric

Kendra Roberts

Career Highs

Points: 4 vs. Denver (11/24/06)
4 @Vanderbilt (11/4/07)
Reb: 2 vs. Portland State (12/1/06)
Asst: 2 vs. Denver (11/23/06)
Steals: 1, three times

2006-07 Bests

PTS: 4 vs Denver, @VU
FGM: 1 vs Denver
FGA: 2 vs Denver
FG%: .500 vs Denver
3PA: 1 vs. Texas Southern
FT: 4 at Vanderbilt
FTA: 4 at Vanderbilt
FT%: 1.000 at Vanderbilt
OREB: 0
DREB: 2 vs Portland State
REB: 2 vs Portland State
A: 2 vs Denver
BK: 1 at Memphis
ST: 1, three times
TO: 2 vs Denver
PF: 1, seven times

Kendra Roberts' Career Numbers

YEAR	G/GS	FG/FGA	FG%	3P/3PA	FG%	FT/FTA	FT%	PTS	AVG	OR	DR	REB	AVG	PF/D	AST	TO	BLK	STL	MIN
06-07	14/0	1-11	.091	0-1	.000	7-9	.778	9	0.6	0	8	8	0.6	7/0	4	3	1	3	64

SHANITA ARNOLD #2

Freshman || 5-4 || Guard || Fort Smith, Ark. || Northside High || Communications



The roster lists her at a generous 5-4. Shanita Arnold might not quite reach 64 inches on the ruler, but her game is much taller.

Unafraid of the tall timber of the Southeastern Conference, the MVP of the state of Arkansas' highest division brings a reputation for flashy point guard play to Fayetteville. The key player in one of the prep dynasties of the state, Arnold does not lack the confidence to become a major contributor during her freshman season.

"It's obvious she has a true love for the game and loves to have the ball in her hands," her coach Tom Collen said.

Arnold's quick smile and sense of humor provide cover for an intense, aggressive game on the court.

Although a double-digit scorer during her years at Northside, her ability to direct a team at the point is the major point of emphasis for Collen.

"Shanita has a chance to impact us immediately," he said. "We only have two true point guards on our roster so she needs to prepare herself quickly and challenge for playing time."

The coach's leader on the floor, the key to that preparation is Arnold's adjustment to the new staff.

"She has picked up our offense quickly due to the similarities with her high school team," Collen said. "I think she will be ready to contribute immediately."

THE STATS AT NORTH-SIDE: The point guard of one of the most successful high school programs in recent years, Shanita Arnold guided Fort Smith Northside to the state championship in the highest classification in Arkansas her senior season, averaging 18.5 ppg, 2.5 rpg, 6.8 apg and 2.1 spg. The Lady Bears were 28-2 in 2006-07 with Arnold at the point to cap a distinguished high school career. She led NHS to a state final four and a runner-up finish as a sophomore and junior. Named the MVP of the 7A tournament as she scored 34 points in 31 minutes played against Conway for the championship, Arnold averaged 15 ppg, 4 rpg and 5 apg as a senior, and swept through the newly classified 7A-North. Named the player of the year by the *Fort Smith Times-Record*

as a junior, she led Northside to consecutive league titles as a sophomore, junior and senior. Averaging 9.3 ppg and 6 apg as a junior, she led the Lady Bears to a perfect 16-0 league record and 24-3 overall as the Class AAAAAA runner-up for head coach Rickey Smith. In her past two seasons, NHS is 79-11 overall and has not lost a conference game (44 straight) with her at the point. Arnold was among the top point guard recruits in the country, and named preseason high school all-America honorable mention by *Street & Smith's Magazine*. Mike White's Recruiting Report has her ranked 24th in the nation.

PERSONAL: Born Shanita Tara Arnold on Aug. 21, 1989, she is the daughter of Sheron and LaTrelle Arnold of Fort Smith, and is one of nine brothers and sisters.

GOING TO THE MOVIES WITH SHANITA ARNOLD

What is your favorite . . .

Movie: Something New

Old Movie: Stand by Me

Movie your friends would never guess you like: Legally Blonde

Basketball Movie: Hoosiers

Sports Movie: Little Giants

Star: Sanaa Lathan

Line: "You do to much, you're not Superman, you know"

Theme Music: Grease

If I were a movie star, I'd be: Halle Berry

Action Movie: Deja Vu

Comedy: Chuck and Larry

Romance: Disappearing Act

Animated: Cars

Christmas Movie: A Christmas Story

Theater Snack: Pickles

Home Movie Snack: Chex Mix

Movie Channel: Disney

I'm . . .

Popcorn-Buttered or Plain: Buttered

Watch-Theater or Home: Home

Comedy or Drama: Comedy

Action or Romance: Romance

Denzel or Wesley: Denzel

Tom Hanks or Billy Bob: Billy Bob Thornton

Jessica Alba or Jennifer Lopez: Jessica Alba

Halle Berry or Beyonce: Halle Berry

Morgan Freeman or Sidney Poitier: Morgan Freeman

Samuel L. Jackson or Will Smith: Will Smith

Al Pacino or Robert DeNiro: Al Pacino

Kevin Costner or Bruce Willis: Bruce Willis

Jodie Foster or Julia Roberts: Julia Roberts

Angelina Jolie or Nicole Kidman: Angelina Jolie

Brad Pitt or Russell Crowe: Brad Pitt

Jim Carrey or Adam Sandler: Jim Carrey

Tom Cruise or John Travolta: Tom Cruise

Steve Carrell or Seth Rogan: Seth Rogan

Ving Rhames or The Rock: The Rock

Salma Hayek or Tyra Banks: Salma Hayek

Chris Rock or Eddie Murphy: Eddie Murphy

Martin Lawrence or Cedric: Cedric

Keenan or Damon or Marlon: Marlon

HAILEY NUTT

23

Freshman || 5-9 || Guard || Fayetteville, Ark. || Fayetteville High || Incoming Freshman

If ever there were a player destined to a school, it is Hailey Nutt. A four-year starter at local Fayetteville High, Nutt literally grew up around the Arkansas athletic program.

Her father, Houston, completes his 10th season as the head coach of the Razorback football team.

Hailey and twin sister Hanna have been fixtures at Arkansas events for years, but this winter, the roles are reversed as dad sits in the stands while daughter takes the floor.

"We are happy to have Hailey as a part of our program," Tom Collen said. "She loves Arkansas and she loves to compete."

Collen welcomes the spirited guard to his team, and joked when she walked on with her dad.

"We made a deal that I wouldn't come to the games to coach Darren McFadden (Arkansas' Heisman Trophy candidate tailback) as long as Houston didn't sit behind my bench and coach Hailey," Collen said.

As a walk-on this fall, the honors graduate of FHS becomes the second famous daughter to play basketball at Arkansas as retiring men's athletic director Frank Broyles' daughter, Betsy, lettered at UA in the late 1970s.

On the court, Collen looks for Nutt to become an outside shooter that can help his young team this season.

"She is a solid perimeter shooter and just needs to gain the knowledge of our offense and confidence to step up and take open shots," Collen said. "I know I can depend on her to be a great team player as well."

THE STATS AT FAYETTEVILLE: Nutt played all four seasons at Fayetteville for Coach Bobby Smith, starting for the Lady Bulldogs at guard. A double-digit scorer almost her entire career, Nutt was a versatile player that earned all-conference and all-state her senior season. Averaging 14 ppg, 8 rpg and 8 apg her senior season, Nutt finished her career with selection to play in the state all-star game. She scored her career high with 24 points against nearby Durant (Okla.). As a junior, Nutt was all-conference and led FHS in assists with 12 ppg, 6 rpg and 6 apg. Nutt averaged 11 ppg and 5 rpg as a sophomore. She played for the conference co-champ team as a freshman with 9 ppg and 4 rpg per game. Her

AAU team, the Rim Reapers out of Fayetteville coached by Eugene Nash made nationals in the 18 and under division. Along with basketball, Nutt devoted considerable time to volunteer work, racking up over 300 hours of service in the community.

PERSONAL: Born Hailey Dawn Nutt on Sept. 26, 1988, she is the daughter of Houston and Diana Nutt of Fayetteville. She is a twin, with her sister Hanna also a freshman at UA this fall. She comes from a college sports family with father Houston the long-time head coach of the Arkansas Razorbacks and her uncle Danny a veteran assistant for many years at UA. She has an older brother, Houston Nutt III, and a younger sister, Haven.



GOING TO THE MOVIES WITH HAILEY NUTT

What is your favorite . . .

Movie: The Color Purple **Old Movie:** A League of Their Own
Movie your friends would never guess you like: Heavyweights
Basketball Movie: Love and Basketball
Sports Movie: Remember the Titans
Star: Leonardo DiCaprio
Scene: "Left side! Strong side!", Remember the Titans
Line: "Life is like a box of chocolates, you never know what you're going to get."
Theme Music: Pearl Harbor
If I were a movie star, I'd be: Angelina Jolie
Action Movie: Smokin' Aces **Comedy:** Just Married
Romance: The Notebook **Animated:** Pocahontas
Christmas Movie: A Christmas Story
Theater Snack: Gummy Bears
Home Movie Snack: Popcorn
Movie Channel: Lifetime

I'm . . .

Popcorn-Buttered or Plain: Plain
Watch-Theater or Home: Home
Comedy or Drama: Love both
Action or Romance: Romance
Denzel or Wesley: Denzel
Tom Hanks or Billy Bob: Tom Hanks
Jessica Alba or Jennifer Lopez: Jessica Alba
Halle Berry or Beyonce: Halle Berry
Samuel L. Jackson or Will Smith: Will Smith
Kevin Costner or Bruce Willis: Bruce Willis
Jodie Foster or Julia Roberts: Julia Roberts
Angelina Jolie or Nicole Kidman: Angelina Jolie
Brad Pitt or Russell Crowe: Brad Pitt
Jim Carrey or Adam Sandler: Jim Carrey
Tom Cruise or John Travolta: John Travolta
Steve Carrell or Seth Rogan: Steve Carrell
Will Ferrell or Ben Affleck: Ben Affleck
Salma Hayek or Tyra Banks: Salma Hayek
Chris Rock or Eddie Murphy: Eddie Murphy
Martin Lawrence or Cedric: Cedric
Keenan or Damon or Marlon: Damon

BRITTNEY RICHARDSON

Freshman || 5-11 || Forward || Salem, Ark. || Mt. Home High || Kinesiology

#24



Stepping up to a challenge hasn't been a problem for 5-11 guard Brittney Richardson. After two seasons of solid play for IZARD County, Richardson changed schools her senior season to take a challenge at one of the highest levels for girls' basketball in the state of Arkansas.

She met the challenge by helping lead the Mountain Home Lady Bombers into the state's final four and a 20-win season for one of the top programs in Arkansas.

Now she moves up again, stepping into the highest level of collegiate competition in the Southeastern Conference. Her new coach, Tom Collen, is optimistic about her ability to make that step up.

"Brittney has a wealth of potential," Collen said. "She has a good midrange shot, but she needs to get a little stronger and become a more consistent three-point shooter."

Her one setback was a hamstring pull that limited her time in the ten-day preseason camp before the Canadian tour, and kept her out of the games in British Columbia. Richardson gets a fresh start with the beginning of regular drills in October.

"As with all the freshmen, she needs to learn to work hard on both ends of the floor," Collen said. "I think we can find her some minutes because I know she has a strong scoring mentality."

She was a school-record holder at IZARD County with almost a 1,000 points her junior season before moving to Mountain Home.

THE STATS IN HIGH SCHOOL: Richardson split her prep playing career in Arkansas between IZARD County where she started her first two seasons and at Mountain Home where she played her senior season. Last year, the 5-11 big guard averaged 24.7 ppg and 11.8 rpg for the Lady Bombers of Mountain Home. Named all-state in the 6A division and to the first-team all-state team selected by the Arkansas Democrat-Gazette, Richardson helped lead the lady Bombers to a 20-9 record and a berth in the state final four. Her previous seasons were at IZARD County where she averaged 21.8 ppg and 6.8 rpg as a sophomore. Twice named the *Jonesboro Sun's*

player of the week, she had 1,782 career points in her seasons at IZARD County. Averaging 27.1 ppg as a junior, Richardson broke the school record for single season scoring and came within 33 points of a 1,000-point year. An all-state selection and Arkansas Athletes Outreach Top 25 camp participant, Richardson has career highs of 40 points and 18 rebounds. Richardson graduated with a perfect 4.0 GPA for her combined high school career.

PERSONAL: Born Brittney Ann Richardson on Oct. 13, 1988, she is the daughter of Mike and Sherry Richardson of Salem, Ark. She has a younger brother, Dane.

GOING TO THE MOVIES WITH BRITTNEY RICHARDSON

What is your favorite . . .

Movie: Sweet Home Alabama **Old Movie:** Pretty In Pink
Movie your friends would never guess you like: So Dear to My Heart
Basketball Movie: Hoosiers **Sports Movie:** Rudy
Star: Tom Cruise
Scene: 1-on-1 scene in Love's Basketball
Line: "Take me to bed or lose me forever", Top Gun
Theme Music: Top Gun
If I were a movie star, I'd be: Reese Witherspoon
Action Movie: Shooter **Comedy:** Borat
Romance: Dirty Dancing **Animated:** Cars
Christmas Movie: It's a Wonderful Life
Theater Snack: Sour Patch Kids **Home Movie Snack:** Ice Cream
Movie Channel: HBO

I'm . . .

Popcorn-Buttered or Plain: Buttered
Watch-Theater or Home: Theater
Comedy or Drama: Drama
Action or Romance: Romance
Denzel or Wesley: Denzel
Tom Hanks or Billy Bob: Tom Hanks
Jessica Alba or Jennifer Lopez: Jessica Alba
Halle Berry or Beyonce: Beyonce
Samuel L. Jackson or Will Smith: Will Smith
Al Pacino or Robert DeNiro: Al Pacino
Kevin Costner or Bruce Willis: Kevin Costner
Jodie Foster or Julia Roberts: Julia Roberts
Angelina Jolie or Nicole Kidman: Nicole Kidman
Brad Pitt or Russell Crowe: Brad Pitt
Jim Carrey or Adam Sandler: Adam Sandler
Tom Cruise or John Travolta: Tom Cruise
Steve Carrell or Seth Rogen: Steve Carrell
Ving Rhames or The Rock: Ving Rhames
Salma Hayek or Tyra Banks: Tyra Banks
Chris Rock or Eddie Murphy: Chris Rock
Martin Lawrence or Cedric: Cedric
Keenan or Damon or Marlon: Damon

ASHLEA WILLIAMS

Freshman || 6-2 || Post || Springfield, Mo. || Hillcrest High || Biology



54

The only full-time post in the 2007 recruiting class, Ashlea Williams brings size and experience as one of the top players in the state of Missouri. A veteran of one of the top AAU programs in the Midwest, Kansas City Keys, Williams adds depth at the low post for the Lady Razorbacks this season.

One of the five newcomers for Arkansas, Williams benefited greatly from the ten days of preseason practice before the Canadian foreign tour.

"Ashlea Williams has shown great potential," Tom Collen said. "She is extremely intelligent which speeds up the learning curve."

The honors student from Hillcrest came off the bench in British Columbia to give the Lady'Backs some key minutes, particularly against defending Canadian national champion Simon Fraser when Arkansas' starters got in early foul trouble.

"She has a soft touch and plays within her game," Collen said.

Even though Arkansas returns a trio of proven posts with starting experience, Collen knows it's a long season and with a short bench that the Lady'Backs require Williams to become a contributor this season.

"As with all the freshmen, we need her to get stronger in a hurry and continue to compete for playing time," Collen added. "We lack a lot of depth in the post game, so we need her to progress quickly."

THE STATS AT HILLCREST: A four-year starter for head coach Jenni Hopkins, Williams averaged 16.3 ppg and 7.5 rpg her senior season, and was named the co-player of the year for the Ozark Conference by the *Springfield News-Leader*. The school record holder for blocked shots in a season and a career, she was all-conference and all-state her final season with the Hornets. Williams averaged 11.3 ppg, 5.7 rpg and 2.1 bpg as a junior as Hillcrest reached the state quarterfinals in Class 5. She helped K.C. Keys to a third-place finish in the 16-U nationals last summer. Williams also holds the school

marks for field goal percentage in a season (60.4%) and a career (52%). As a sophomore, she averaged 9.9 ppg, 5.5 rpg and 1.9 bpg. Her freshman season she averaged 7.5 ppg and 5.6 rpg with the varsity at Hillcrest. Williams was an honors graduate at Hillcrest that earned National Honor Society recognition. She also earned two letters in varsity track for the Hornets.

PERSONAL: Born Ashlea Marie Williams on May 24, 1989, she is the daughter of Steven and Navita Williams of Springfield. She has one older brother, Ayrton, a younger brother, Byron, and a sister, Witney.

GOING TO THE MOVIES WITH ASHLEA WILLIAMS

What is your favorite . . .

Movie: I Think I Love My Wife **Old Movie:** Scarface
Movie your friends would never guess you like: The Wizard of Oz
Basketball Movie: Love and Basketball
Sports Movie: Remember the Titans
Star: Adam Sandler
Scene: Will Ferrell sings "Dust in the Wind" at Blue's funeral in Old School
Line: "I hate you Jodie!"
Theme Music: Soundtrack from Love and Basketball
If I were a movie star, I'd be: Sanaa Lathan
Action Movie: The Departed
Comedy: Old School **Romance:** Unfaithful
Animated: Shrek **Christmas Movie:** The Grinch
Theater Snack: Gummi Worms
Home Movie Snack: Flamin' Hot Cheetos
Movie Channel: HBO

I'm . . .

Popcorn-Buttered or Plain: Buttered
Watch-Theater or Home: Theater
Action or Romance: Action
Denzel or Wesley: Denzel
Tom Hanks or Billy Bob: Tom Hanks
Jessica Alba or Jennifer Lopez: Jennifer Lopez
Halle Berry or Beyonce: Halle Berry
Samuel L. Jackson or Will Smith: Samuel L. Jackson
Al Pacino or Robert DeNiro: Al Pacino
Kevin Costner or Bruce Willis: Kevin Costner
Jodie Foster or Julia Roberts: Julia Roberts
Angelina Jolie or Nicole Kidman: Angelina Jolie
Brad Pitt or Russell Crowe: Brad Pitt
Jim Carrey or Adam Sandler: Adam Sandler
Tom Cruise or John Travolta: John Travolta
Steve Carrell or Seth Rogen: Steve Carrell
Ving Rhames or The Rock: The Rock
Chris Rock or Eddie Murphy: Chris Rock
Martin Lawrence or Cedric: Cedrick
Keenan or Damon or Marlon: Marlon

WHITNEY ZACHARIASON

Freshman || 6-2 || Forward || N. Little Rock, Ark. || Central Ark. Christian || Incoming Freshman

A three-time player of the year in Arkansas with almost 3,000 points in her career, Whitney Zachariason arrived in Fayetteville as one of the most anticipated Lady Razorback signees in recent years.

Tom Collen is quick to acknowledge the obvious about his 6-2 three-point shooting forward.

"Her signing on to stay in the state to be a Razorback was a huge step in the right direction for this program," Collen said. "She has great competitive spirit and a willingness to work hard. I expect great things from her and we need her to contribute immediately."

Zachariason was an extremely accurate shooter in high school at North Little Rock's Central Arkansas Christian, hitting 67% from the field and racking up 2,922 points with 1,206 rebounds. She averaged over 20 points per game as the Lady Mustangs dominated their divisions.

A multi-sport star, Zachariason also earned three letters as a starter in volleyball, three more letters in track and was voted Miss CAC her senior season.

THE STATS AT CENTRAL ARKANSAS CHRISTIAN:

Zachariason is the career scoring leader for Central Arkansas Christian and head coach Steve Quattlebaum, racking up over 2,000 points and 800 rebounds since her freshman season. Named three times as the state player of the year, both overall and in her respective division, she was one of the most heralded in-state recruits since Hot Springs' Shameka Christon. The two-time MVP of the Class AAA tournament, Zachariason was the 2005 sophomore of the year in the state and named the 2006 player of the year by the *Arkansas Democrat-Gazette*. She led the Lady Mustangs to a 35-2 mark in 2005-06. With the move up to Class AAAA with the new Arkansas Activities Association classifications for 2006-07, Zachariason and CAC repeated once again, taking the 4A title, with Zachariason winning her third overall tournament MVP award. Zachariason averaged 25.6 ppg and 7.6 rpg as a senior as CAC went 29-5 overall. She

closed her career at CAC with 2,922 points. Averaging 18 ppg and 13 rpg as a freshman, she jumped to over 20 ppg her sophomore and junior seasons. She was named all-everything -- district, state, region and state tournament -- in 2005 averaging 24 ppg, 14 rpg, 3 apg and 4 spg to lead CAC to the state title. As a junior, she averaged 20 ppg, 14 rpg, 4 apg and 4 spg as CAC rolled through the Class AAA for a second straight season. For her career, CAC has a combined record of 142-12. Her streak of 95 consecutive double-digit games was broken at the start of her senior season. Zachariason's single game mark was 50 against top division Little Rock Parkview.

PERSONAL: Born Whitney Leigh Zachariason on Nov. 26, 1988, she is the daughter of John and Dawn Zachariason of North Little Rock. She has an older brother, David. Her late grandfather, Otis Stobaugh, was the clock keeper for Arkansas men's and women's basketball for over 20 years.

#4



GOING TO THE MOVIES WITH WHITNEY ZACHARIASON

What is your favorite . . .

Movie: Stepmom **Old Movie:** It's a Wonderful Life
Movie your friends would never guess you like: The Notebook
Basketball Movie: Love and Basketball
Sports Movie: Remember the Titans
Star: Kate Hudson or Reese Witherspoon
If I were a movie star, I'd be: Kate Hudson
Scene: One-on-One scene in Love and Basketball
Theme Music: Space Jam **Action Movie:** The Bourne Identity
Comedy: Hitch **Romance:** Sleepless in Seattle
Animated: Cars **Christmas Movie:**
Theater Snack: Raisinettes **Home Movie Snack:** Pepperoni pizza
Movie Channel: HBO

I'm . . .

Popcorn-Buttered or Plain: Buttered
Watch-Theater or Home: Home
Comedy or Drama: Comedy
Action or Romance: Romance
Denzel or Wesley: Denzel
Tom Hanks or Billy Bob: Tom Hanks
Jessica Alba or Jennifer Lopez: Jessica Alba
Halle Berry or Beyonce: Halle Berry
Samuel L. Jackson or Will Smith: Will Smith
Al Pacino or Robert DeNiro: Robert DeNiro
Kevin Costner or Bruce Willis: Kevin Costner
Angelina Jolie or Nicole Kidman: Angelina Jolie
Brad Pitt or Russell Crowe: Brad Pitt
Jim Carrey or Adam Sandler: Adam Sandler
Steve Carrell or Seth Rogan: Steve Carrell
Ving Rhames or The Rock: The Rock
Salma Hayek or Tyra Banks: Salma Hayek
Chris Rock or Eddie Murphy: Chris Rock
Martin Lawrence or Cedric: Cedric

RETURNING PLAYER STATISTICS

Ayana Brereton Game by Game

Opponent	Date	GS	Min	FG-FGA	Pct	3FG-FGA	Pct	FT-FTA	Pct	Off	Def	Tot	Avg	PF	FO	A	TO	Blk	Stl	Pts	Avg
at Clemson	11/10/06		1	0-0	.000	0-0	.000	0-0	.000	0	0	0	0.0	1	0	0	0	0	0	0	0.0
LA-MONROE	11/13/06		7	0-2	.000	0-0	.000	1-2	.500	0	3	3	1.5	1	0	1	1	1	0	1	0.5
at Lipscomb	11/17/06		10	1-3	.333	0-0	.000	0-0	.000	0	0	0	1.0	1	0	0	1	1	2	2	1.0
at Austin Peay	11/18/06		4	2-2	1.000	0-0	.000	0-0	.000	0	1	1	1.0	0	0	0	0	0	0	4	1.8
WICHITA STATE	11/20/06	*	10	1-5	.200	0-0	.000	0-0	.000	0	0	0	0.8	0	0	1	0	1	2	2	1.8
vs Denver	11/24/06	*	10	1-3	.333	0-0	.000	0-0	.000	1	1	2	1.0	1	0	0	1	0	1	2	1.8
at Hawaii	11/25/06	*	6	1-2	.500	0-0	.000	0-0	.000	1	2	3	1.3	1	0	0	0	0	0	2	1.9
vs North Carolina	11/26/06		2	0-0	.000	0-0	.000	0-0	.000	0	0	0	1.1	0	0	0	0	0	0	0	1.6
PORTLAND STATE	12/01/06		9	3-5	.600	0-0	.000	3-3	1.000	0	2	2	1.2	2	0	0	1	0	2	9	2.4
TEXAS SOUTHERN	12/03/06		6	1-2	.500	0-0	.000	0-0	.000	1	2	3	1.4	1	0	1	2	2	1	2	2.4
at Tulsa	12/16/06		6	0-1	.000	0-0	.000	0-0	.000	0	0	0	1.3	1	0	0	0	0	0	0	2.2
at Memphis	12/18/06		4	2-2	1.000	0-0	.000	0-0	.000	0	0	0	1.2	2	0	0	0	0	1	4	2.3
vs Stephen F. Austin	12/20/06		7	0-1	.000	0-0	.000	0-0	.000	1	2	3	1.3	0	0	2	1	0	0	0	2.2
CINCINNATI	12/28/06		2	0-1	.000	0-0	.000	0-0	.000	0	1	1	1.3	1	0	0	0	0	0	0	2.0
at Vanderbilt	01/04/07		4	2-3	.667	0-0	.000	1-1	1.000	1	0	1	1.3	0	0	0	0	0	0	5	2.2
MISSISSIPPI STATE	01/07/07		2	0-0	.000	0-0	.000	0-0	.000	0	0	0	1.2	0	0	0	0	0	0	0	2.1
at Auburn	01/14/07		4	0-2	.000	0-0	.000	0-0	.000	1	0	1	1.2	1	0	1	0	0	0	0	1.9
at Florida	01/21/07		4	1-3	.333	0-0	.000	0-0	.000	0	0	0	1.1	0	0	0	0	0	0	2	1.9
at LSU	01/25/07		6	1-2	.500	0-0	.000	2-2	1.000	1	0	1	1.1	0	0	0	1	0	0	4	2.1
VANDERBILT	01/28/07		8	1-1	1.000	0-0	.000	3-4	.750	0	0	0	1.1	0	0	0	1	1	1	5	2.2
LSU	02/15/07		2	1-1	1.000	0-0	.000	0-0	.000	0	0	0	1.0	0	0	0	0	0	0	2	2.2
at Kentucky	02/18/07		4	0-1	.000	0-0	.000	0-0	.000	0	1	1	1.0	0	0	0	0	0	0	0	2.1
TENNESSEE	02/22/07		2	0-1	.000	0-0	.000	0-0	.000	0	1	1	1.0	1	0	0	0	0	0	0	2.0
TOTALS		3	120	18-43	.419	0-0	.000	10-12	.833	7	16	23	1.0	14	0	6	9	6	10	46	2.0



Lauren Ervin Game by Game

Opponent	Date	GS	Min	FG-FGA	Pct	3FG-FGA	Pct	FT-FTA	Pct	Off	Def	Tot	Avg	PF	FO	A	TO	Blk	Stl	Pts	Avg
at Clemson	11/10/06	*	20	6-9	.667	0-0	.000	1-2	.500	3	8	11	11.0	4	0	0	1	1	1	13	13.0
LA-MONROE	11/13/06	*	28	4-7	.571	0-0	.000	5-9	.556	2	6	8	9.5	0	0	0	1	7	0	13	13.0
at Lipscomb	11/17/06	*	15	6-11	.545	0-0	.000	2-2	1.000	2	4	6	8.3	2	0	0	1	1	1	14	13.3
at Austin Peay	11/18/06	*	24	2-2	1.000	0-0	.000	5-6	.833	5	7	12	9.3	1	0	0	2	5	1	9	12.3
WICHITA STATE	11/20/06	*	30	8-12	.667	0-0	.000	2-2	1.000	7	6	13	10.0	1	0	3	1	4	3	18	13.4
vs Denver	11/24/06	*	20	4-8	.500	0-0	.000	4-4	1.000	4	5	9	9.8	2	0	2	1	0	1	12	13.2
at Hawaii	11/25/06	*	30	3-6	.500	0-0	.000	0-2	.000	5	6	11	10.0	3	0	2	0	0	1	6	12.1
vs North Carolina	11/26/06	*	34	7-11	.636	0-0	.000	1-1	1.000	5	3	8	9.8	3	0	1	1	0	2	15	12.5
PORTLAND STATE	12/01/06	*	26	4-7	.571	0-0	.000	5-6	.833	7	5	12	10.0	4	0	3	0	2	1	13	12.6
TEXAS SOUTHERN	12/03/06	*	21	4-6	.667	0-0	.000	4-4	1.000	4	4	8	9.8	1	0	0	3	2	1	12	12.5
SMU	12/13/06	*	30	4-7	.571	0-0	.000	3-3	1.000	5	12	17	10.5	3	0	4	1	2	2	11	12.4
at Tulsa	12/16/06	*	35	6-11	.545	0-0	.000	2-2	1.000	1	5	6	10.1	3	0	2	2	5	2	14	12.5
at Memphis	12/18/06	*	25	1-5	.200	0-0	.000	3-4	.750	5	6	11	10.2	2	0	3	0	2	2	5	11.9
vs Stephen F. Austin	12/20/06	*	22	6-11	.545	0-0	.000	1-2	.500	6	3	9	10.1	0	0	2	1	1	0	13	12.0
CINCINNATI	12/28/06	*	32	6-9	.667	0-0	.000	5-6	.833	4	12	16	10.5	3	0	1	2	8	0	17	12.3
at Saint Louis	12/30/06	*	33	5-7	.714	0-0	.000	2-2	1.000	6	8	14	10.7	1	0	2	2	3	1	12	12.3
at Vanderbilt	01/04/07	*	25	4-10	.400	0-0	.000	0-0	.000	4	3	7	10.5	3	0	2	0	0	1	8	12.1
MISSISSIPPI STATE	01/07/07	*	23	6-7	.857	0-0	.000	0-0	.000	4	3	7	10.3	4	0	1	2	0	1	12	12.1
at AUBURN	01/14/07	*	36	9-9	1.000	0-0	.000	1-2	.500	3	10	13	10.4	2	0	2	0	3	2	19	12.4
ALABAMA	01/18/07	*	37	9-14	.643	0-0	.000	2-3	.667	6	4	10	10.4	1	0	2	3	1	3	20	12.8
at Florida	01/21/07	*	34	4-11	.364	0-0	.000	2-5	.400	7	13	20	10.9	3	0	2	3	2	0	10	12.7
at LSU	01/25/07	*	33	6-15	.400	1-4	.250	3-4	.750	3	5	8	10.7	2	0	1	3	0	0	16	12.8
VANDERBILT	01/28/07	*	20	2-4	.500	0-0	.000	6-7	.857	2	3	5	10.5	3	0	0	1	3	0	10	12.7
at Mississippi State	02-01-07	*	29	4-11	.364	0-0	.000	2-3	.667	4	3	7	10.3	2	0	3	1	1	1	10	12.6
MISSISSIPPI	02/04/07	*	40	8-11	.727	0-0	.000	6-9	.667	5	7	12	10.4	2	0	1	6	6	2	22	13.0
S. CAROLINA	02/08/07	*	32	5-9	.556	0-0	.000	2-2	1.000	2	4	6	10.2	2	0	1	2	5	0	12	12.9
LSU	02/15/07	*	30	5-10	.500	0-0	.000	1-2	.500	3	6	9	10.2	2	0	4	2	1	0	11	12.9
at Kentucky	02/18/07	*	32	4-11	.364	0-0	.000	3-4	.750	6	4	10	10.2	1	0	0	1	1	1	11	12.8
TENNESSEE	02/22/07	*	37	4-6	.667	0-0	.000	3-6	.500	4	7	11	10.2	3	0	1	3	5	5	11	12.7
at Georgia	02/25/07	*	27	7-8	.875	0-0	.000	0-1	.000	3	9	12	10.3	3	0	1	3	0	0	14	12.8
vs Kentucky	03/01/07	*	36	5-14	.357	0-0	.000	2-2	1.000	2	9	11	10.3	3	0	1	3	5	2	12	12.7
TOTALS		31	896	158-279	.566	1-4	.250	78-107	.729	129	190	319	10.3	69	0	47	52	76	37	395	12.7



RETURNING PLAYER STATISTICS



Charity Ford Game by Game

Opponent	Date	GS	Min	FG-FGA	Pct	3FG-FGA	Pct	FT-FTA	Pct	Off	Def	Tot	Avg	PF	FO	A	TO	Blk	Stl	Pts	Avg
LA-MONROE	11/13/06		5	0-1	.000	0-1	.000	0-0	.000	0	0	0	0.0	1	0	0	0	0	1	0	0.0
at Lipscomb	11/17/06		12	0-3	.000	0-0	.000	2-2	1.000	1	4	5	2.5	0	0	1	1	0	3	2	1.0
at Austin Peay	11/18/06		16	1-4	.250	1-2	.500	0-0	.000	2	1	3	2.7	1	0	1	1	0	2	3	1.7
WICHITA STATE	11/20/06	*	19	0-4	.000	0-0	.000	0-1	.000	0	2	2	2.5	3	0	0	2	0	1	0	1.3
vs Denver	11/24/06	*	9	2-3	.667	1-2	.500	0-0	.000	0	0	0	2.0	0	0	1	3	0	1	5	2.0
at Hawaii	11/25/06	*	8	1-2	.500	0-1	.000	0-0	.000	0	0	0	1.7	0	0	0	1	0	0	2	2.0
vs North Carolina	11/26/06		5	0-0	.000	0-0	.000	0-0	.000	0	0	0	1.4	0	0	0	0	0	0	0	1.7
PORTLAND STATE	12/01/06	*	11	3-5	.600	1-1	1.000	2-2	1.000	0	1	1	1.4	2	0	0	1	0	2	9	2.6
TEXAS SOUTHERN	12/03/06	*	12	1-6	.167	0-2	.000	2-2	1.000	3	2	5	1.8	0	0	3	0	0	1	4	2.8
SMU	12/13/06	*	23	3-8	.375	1-6	.167	0-0	.000	1	1	2	1.8	1	0	0	2	0	3	7	3.2
at Tulsa	12/16/06	*	22	5-8	.625	3-5	.600	1-2	.500	1	2	3	1.9	4	0	1	1	0	3	14	4.2
at Memphis	12/18/06	*	29	6-14	.429	1-6	.167	2-2	1.000	1	1	2	1.9	3	0	1	1	0	2	15	5.1
vs Stephen F. Austin	12/20/06	*	20	1-4	.250	0-1	.000	0-0	.000	0	2	2	1.9	2	0	1	1	0	1	2	4.8
CINCINNATI	12/28/06	*	27	2-6	.333	1-2	.500	4-6	.667	1	0	1	1.9	1	0	3	4	0	1	9	5.1
at Saint Louis	12/30/06	*	15	1-3	.333	0-1	.000	0-0	.000	0	2	2	1.9	0	0	0	0	0	1	2	4.9
at Vanderbilt	01/04/07	*	12	3-5	.600	0-1	.000	0-0	.000	0	3	3	1.9	2	0	0	2	1	0	6	5.0
MISSISSIPPI STATE	01/07/07	*	9	1-3	.333	1-2	.500	0-0	.000	0	0	0	1.8	1	0	0	0	0	0	3	4.9
at AUBURN	01/14/07		29	1-4	.250	0-1	.000	3-4	.750	2	2	4	1.9	3	0	3	0	0	1	5	4.9
ALABAMA	01/18/07	*	35	3-4	.750	0-0	.000	2-4	.500	3	1	4	2.1	2	0	3	2	0	3	8	5.1
at Florida	01/21/07	*	10	1-5	.200	0-2	.000	0-0	.000	1	0	1	2.0	0	0	1	1	0	0	2	4.9
at LSU	01/25/07	*	14	0-1	.000	0-0	.000	0-0	.000	0	0	0	1.9	0	0	0	0	0	0	0	4.7
VANDERBILT	01/28/07	*	7	0-3	.000	0-1	.000	0-0	.000	0	0	0	1.8	0	0	0	0	0	0	0	4.5
at Mississippi State	02-01-07		0	0-0	.000	0-0	.000	0-0	.000	0	0	0	1.7	0	0	0	0	0	0	0	4.3
MISSISSIPPI	02/04/07		2	0-0	.000	0-0	.000	0-0	.000	0	1	1	1.7	0	0	0	2	0	0	0	4.1
S. CAROLINA	02/08/07		3	0-0	.000	0-0	.000	0-0	.000	0	0	0	1.6	0	0	0	0	0	0	0	3.9
LSU	02/15/07		3	0-1	.000	0-1	.000	0-0	.000	0	0	0	1.6	0	0	0	0	0	0	0	3.8
at Kentucky	02/18/07		21	1-6	.167	0-0	.000	0-0	.000	0	0	0	1.5	2	0	1	0	0	0	2	3.7
TENNESSEE	02/22/07		2	0-0	.000	0-0	.000	0-0	.000	0	0	0	1.5	0	0	0	0	0	0	0	3.6
at Georgia	02/25/07		2	0-1	.000	0-0	.000	0-0	.000	0	0	0	1.4	0	0	0	0	0	0	0	3.4
vs Kentucky	03/01/07		5	0-1	.000	0-0	.000	0-0	.000	0	0	0	1.4	0	0	0	0	0	0	0	3.3
TOTALS		17	387	36-105	.343	10-38	.263	18-25	.720	16	25	41	1.4	28	0	20	25	1	26	100	3.3



Whitney Jones Game by Game

Opponent	Date	GS	Min	FG-FGA	Pct	3FG-FGA	Pct	FT-FTA	Pct	Off	Def	Tot	Avg	PF	FO	A	TO	Blk	Stl	Pts	Avg
at Clemson	11/10/06		18	1-4	.250	0-0	.000	2-2	1.000	1	4	5	5.0	2	0	1	5	1	1	4	4.0
LA-MONROE	11/13/06		10	1-4	.250	0-0	.000	0-0	.000	1	3	4	4.5	4	0	0	1	0	1	2	3.0
at Lipscomb	11/17/06		25	6-8	.750	0-0	.000	1-1	1.000	1	2	3	4.0	2	0	1	0	0	1	13	6.3
at Austin Peay	11/18/06		16	2-5	.400	0-0	.000	1-2	.500	3	3	6	4.5	0	0	0	1	1	1	5	6.0
WICHITA STATE	11/20/06		14	1-2	.500	0-0	.000	1-2	.500	2	1	3	4.2	1	0	1	1	1	2	3	5.4
vs Denver	11/24/06		20	4-9	.444	0-0	.000	3-4	.750	6	2	8	4.8	1	0	4	0	2	0	11	6.3
at Hawaii	11/25/06		11	2-2	1.000	0-0	.000	0-1	.000	0	2	2	4.4	4	0	0	0	0	1	4	6.0
vs North Carolina	11/26/06		7	1-4	.250	0-0	.000	0-0	.000	2	0	2	4.1	1	0	0	3	0	0	2	5.5
PORTLAND STATE	12/01/06		22	4-4	1.000	0-0	.000	0-0	.000	2	4	6	4.3	1	0	2	2	1	0	8	5.8
TEXAS SOUTHERN	12/03/06		21	1-3	.333	0-0	.000	4-4	1.000	0	5	5	4.4	1	0	1	1	1	0	6	5.8
SMU	12/13/06		21	2-3	.667	0-0	.000	1-2	.500	2	6	8	4.7	2	0	0	2	1	0	5	5.7
at Tulsa	12/16/06		11	2-6	.333	0-0	.000	0-0	.000	1	2	3	4.6	3	0	0	0	1	0	4	5.6
at Memphis	12/18/06		23	1-5	.200	0-0	.000	0-2	.000	1	6	7	4.8	3	0	1	3	3	0	2	5.3
vs Stephen F. Austin	12/20/06		20	2-2	1.000	0-0	.000	5-6	.833	5	2	7	4.9	2	0	1	3	1	1	9	5.6
CINCINNATI	12/28/06		8	0-3	.000	0-0	.000	0-0	.000	1	0	1	4.7	1	0	0	0	0	0	0	5.2
at Saint Louis	12/30/06		8	1-2	.500	0-0	.000	0-0	.000	0	2	2	4.5	1	0	1	1	0	0	2	5.0
at Vanderbilt	01/04/07		25	1-5	.200	0-0	.000	2-4	.500	3	1	4	4.5	2	0	0	1	1	2	4	4.9
MISSISSIPPI STATE	01/07/07		12	0-1	.000	0-0	.000	1-4	.250	2	2	4	4.4	2	0	1	0	4	0	1	4.7
at AUBURN	01/14/07		10	1-3	.333	0-0	.000	0-0	.000	1	2	3	4.4	0	0	0	1	1	0	2	4.6
ALABAMA	01/18/07		17	3-5	.600	0-0	.000	5-6	.833	1	0	1	4.2	0	0	0	0	0	0	11	4.9
at Florida	01/21/07	*	13	1-2	.500	0-0	.000	0-0	.000	1	0	1	4.0	0	0	0	0	1	1	2	4.8
at LSU	01/25/07		9	1-5	.200	0-0	.000	0-0	.000	0	2	2	4.0	2	0	0	1	0	0	2	4.6
VANDERBILT	01/28/07		27	1-5	.200	0-0	.000	0-0	.000	0	2	2	3.9	1	0	0	0	3	1	2	4.5
at Mississippi State	02-01-07	*	21	3-6	.500	0-0	.000	0-0	.000	1	4	5	3.9	4	0	1	0	3	2	6	4.6
MISSISSIPPI	02/04/07		25	2-7	.286	0-0	.000	4-6	.667	4	3	7	4.0	2	0	0	1	1	0	8	4.7
S. CAROLINA	02/08/07		18	0-3	.000	0-0	.000	2-4	.500	1	2	3	4.0	1	0	0	1	2	0	2	4.6
LSU	02/15/07		24	3-9	.333	0-0	.000	2-3	.667	3	5	8	4.1	1	0	0	0	0	0	8	4.7
at Kentucky	02/18/07		11	2-5	.400	0-0	.000	0-0	.000	2	0	2	4.1	1	0	2	0	0	0	4	4.7
TENNESSEE	02/22/07		16	3-4	.750	0-0	.000	2-2	1.000	0	2	2	4.0	1	0	0	0	0	1	8	4.8
at Georgia	02/25/07		16	1-4	.250	0-0	.000	0-0	.000	0	2	2	3.9	3	0	0	1	2	0	2	4.7
vs Kentucky	03/01/07		17	3-7	.429	0-0	.000	0-0	.000	1	0	1	3.8	4	0	0	0	2	1	6	4.8
TOTALS		2	516	56-137	.409	0-0	.000	36-55	.655	48	71	119	3.8	53	0	17	29	33	16	148	4.8

RETURNING PLAYER STATISTICS

Sarah Pfeifer Game by Game

Opponent	Date	GS	Min	FG-FGA	Pct	3FG-FGA	Pct	FT-FTA	Pct	Off	Def	Tot	Avg	PF	FO	A	TO	Blk	Stl	Pts	Avg
at Clemson	11/10/06	*	22	6-8	.750	0-0	.000	1-1	1.000	4	1	5	5.0	2	0	0	4	0	0	13	13.0
LA-MONROE	11/13/06	*	27	1-8	.125	0-0	.000	9-10	.900	1	5	6	5.5	3	0	2	4	1	0	11	12.0
at Lipscomb	11/17/06	*	17	4-7	.571	0-0	.000	0-0	.000	1	2	3	4.7	1	0	2	2	3	1	8	10.7
at Austin Peay	11/18/06	*	26	5-9	.556	0-0	.000	2-2	1.000	1	2	3	4.3	0	0	1	2	0	0	12	11.0
WICHITA STATE	11/20/06		21	4-8	.500	0-0	.000	7-8	.875	0	2	2	3.8	3	0	4	1	1	1	15	11.8
vs Denver	11/24/06		14	5-8	.625	0-0	.000	2-2	1.000	0	1	1	3.3	5	1	2	2	2	2	12	11.8
at Hawaii	11/25/06		17	2-9	.222	0-0	.000	4-4	1.000	1	0	1	3.0	2	0	0	1	0	1	8	11.3
vs North Carolina	11/26/06		15	2-4	.500	0-0	.000	0-0	.000	4	2	6	3.4	2	0	0	0	0	0	4	10.4
PORTLAND STATE	12/01/06		18	3-5	.600	0-0	.000	2-2	1.000	1	1	2	3.2	4	0	2	1	0	0	8	10.1
TEXAS SOUTHERN	12/03/06		15	1-2	.500	0-1	.000	3-4	.750	0	3	3	3.2	2	0	2	1	0	2	5	9.6
SMU	12/13/06		22	5-12	.417	0-0	.000	0-0	.000	2	2	4	3.3	5	1	1	3	0	1	10	9.6
at Tulsa	12/16/06		14	0-5	.000	0-0	.000	0-1	.000	1	0	1	3.1	3	0	0	3	0	1	0	8.8
at Memphis	12/18/06		14	2-4	.500	0-0	.000	0-0	.000	0	4	4	3.2	1	0	1	1	0	0	4	8.5
vs Stephen F. Austin	12/20/06		18	3-9	.333	0-0	.000	2-4	.500	2	2	4	3.2	0	0	0	3	1	0	8	8.4
CINCINNATI	12/28/06		20	2-6	.333	0-0	.000	0-0	.000	0	2	2	3.1	1	0	0	2	0	0	4	8.1
at Saint Louis	12/30/06		23	5-13	.385	0-0	.000	3-4	.750	1	3	4	3.2	1	0	1	0	0	2	13	8.4
at Vanderbilt	01/04/07		11	0-4	.000	0-0	.000	2-2	1.000	0	1	1	3.1	3	0	0	0	1	0	2	8.1
MISSISSIPPI STATE	01/07/07		27	8-14	.571	0-1	.000	5-5	1.000	0	2	2	3.0	3	0	0	1	0	0	21	8.8
at AUBURN	01/14/07	*	24	2-10	.200	0-0	.000	1-2	.500	2	1	3	3.0	2	0	0	4	0	0	5	8.6
ALABAMA	01/18/07	*	17	1-10	.100	0-0	.000	0-0	.000	4	3	7	3.2	0	0	2	0	1	0	2	8.3
at Florida	01/21/07		21	2-5	.400	0-0	.000	0-2	.000	1	2	3	3.2	3	0	1	3	0	1	4	8.0
at LSU	01/25/07		24	3-10	.300	0-1	.000	0-0	.000	0	2	2	3.1	5	1	0	2	0	0	6	8.0
VANDERBILT	01/28/07	*	19	0-4	.000	0-0	.000	1-4	.250	2	1	3	3.1	2	0	1	0	0	3	1	7.7
at Mississippi State	02-01-07		30	7-12	.583	0-0	.000	1-1	1.000	5	7	12	3.5	4	0	0	1	1	3	15	8.0
MISSISSIPPI	02/04/07	*	36	5-8	.625	0-0	.000	2-2	1.000	2	5	7	3.6	5	1	4	5	0	0	12	8.1
S. CAROLINA	02/08/07	*	27	6-12	.500	0-1	.000	0-0	.000	1	4	5	3.7	5	1	0	0	2	1	12	8.3
LSU	02/15/07	*	20	4-11	.364	0-0	.000	2-2	1.000	2	5	7	3.8	3	0	1	0	0	1	10	8.3
at Kentucky	02/18/07	*	32	3-14	.214	0-0	.000	2-2	1.000	1	1	2	3.8	1	0	3	2	0	2	8	8.3
TENNESSEE	02/22/07	*	25	3-8	.375	0-0	.000	2-2	1.000	2	2	4	3.8	5	1	1	0	0	1	8	8.3
at Georgia	02/25/07	*	24	3-9	.333	0-0	.000	0-0	.000	0	1	1	3.7	4	0	0	0	1	1	6	8.2
vs Kentucky	03/01/07	*	18	1-7	.143	0-0	.000	2-2	1.000	0	2	2	3.6	4	0	1	1	0	0	4	8.1
TOTALS		14	658	98-255	.384	0-4	.000	55-68	.809	41	71	112	3.6	84	6	32	49	14	24	251	8.1

Kendra Roberts Game by Game

Opponent	Date	GS	Min	FG-FGA	Pct	3FG-FGA	Pct	FT-FTA	Pct	Off	Def	Tot	Avg	PF	FO	A	TO	Blk	Stl	Pts	Avg
at Lipscomb	11/17/06		7	0-3	.000	0-0	.000	0-0	.000	0	1	1	1.0	1	0	0	0	0	1	0	0.0
vs Denver	11/24/06		4	1-2	.500	0-0	.000	2-3	.667	0	1	1	1.0	1	0	2	0	0	0	4	2.0
at Hawaii	11/25/06		4	0-0	.000	0-0	.000	0-0	.000	0	0	0	0.7	0	0	0	0	0	0	0	1.3
PORTLAND STATE	12/01/06		3	0-1	.000	0-0	.000	0-0	.000	0	2	2	1.0	1	0	0	0	0	1	0	1.0
TEXAS SOUTHERN	12/03/06		11	0-1	.000	0-1	.000	0-0	.000	0	1	1	1.0	1	0	1	1	0	0	0	0.8
at Tulsa	12/16/06		2	0-0	.000	0-0	.000	0-0	.000	0	1	1	1.0	0	0	0	0	0	0	0	0.7
at Memphis	12/18/06		14	0-1	.000	0-0	.000	0-0	.000	0	1	1	1.0	1	0	0	1	1	0	0	0.6
vs Stephen F. Austin	12/20/06		5	0-1	.000	0-0	.000	1-2	.500	0	0	0	0.9	1	0	0	0	0	0	1	0.6
CINCINNATI	12/28/06		1	0-0	.000	0-0	.000	0-0	.000	0	0	0	0.8	0	0	1	0	0	0	0	0.6
at Vanderbilt	01/04/07		4	0-0	.000	0-0	.000	4-4	1.000	0	0	0	0.7	0	0	0	0	0	1	4	0.9
MISSISSIPPI STATE	01/07/07		1	0-0	.000	0-0	.000	0-0	.000	0	1	1	0.7	1	0	0	0	0	0	0	0.8
at AUBURN	01/14/07		3	0-1	.000	0-0	.000	0-0	.000	0	0	0	0.7	0	0	0	0	0	0	0	0.8
at Florida	01/21/07		2	0-0	.000	0-0	.000	0-0	.000	0	0	0	0.6	0	0	0	1	0	0	0	0.7
VANDERBILT	01/28/07		3	0-1	.000	0-0	.000	0-0	.000	0	0	0	0.6	0	0	0	0	0	0	0	0.6
TOTALS		0	64	1-11	.091	0-1	.000	7-9	.778	0	8	8	0.6	7	0	4	3	1	3	9	0.6



RETURNING PLAYER STATISTICS



Brittney Vaughn Game by Game

Opponent	Date	GS	Min	FG-FGA	Pct	3FG-FGA	Pct	FT-FTA	Pct	Off	Def	Tot	Avg	PF	FO	A	TO	Blk	Stl	Pts	Avg
at Clemson	11/10/06	*	30	1-3	.333	0-0	.000	3-5	.600	1	4	5	5.0	4	0	5	6	0	3	5	5.0
LA-MONROE	11/13/06	*	33	4-6	.667	0-0	.000	6-7	.857	3	4	7	6.0	1	0	5	7	0	4	14	9.5
at Lipscomb	11/17/06	*	25	1-8	.125	0-1	.000	0-0	.000	2	0	2	4.7	0	0	4	3	0	4	2	7.0
at Austin Peay	11/18/06	*	31	3-5	.600	0-0	.000	1-2	.500	2	4	6	5.0	2	0	4	7	0	3	7	7.0
WICHITA STATE	11/20/06	*	25	2-4	.500	0-0	.000	2-4	.500	0	1	1	4.2	3	0	5	1	1	3	6	6.8
vs Denver	11/24/06	*	26	1-3	.333	0-0	.000	0-2	.000	0	3	3	4.0	1	0	4	1	0	0	2	6.0
at Hawaii	11/25/06	*	29	2-7	.286	0-1	.000	3-4	.750	0	0	0	3.4	4	0	1	1	0	1	7	6.1
vs North Carolina	11/26/06	*	38	4-11	.364	0-0	.000	2-4	.500	1	7	8	4.0	3	0	9	11	0	5	10	6.6
PORTLAND STATE	12/01/06	*	31	2-8	.250	0-2	.000	1-4	.250	0	4	4	4.0	0	0	7	4	0	3	5	6.4
TEXAS SOUTHERN	12/03/06	*	30	1-2	.500	0-0	.000	3-4	.750	0	2	2	3.8	2	0	11	2	0	2	5	6.3
SMU	12/13/06	*	34	4-11	.364	0-3	.000	4-5	.800	2	1	3	3.7	2	0	10	3	0	2	12	6.8
at Tulsa	12/16/06	*	40	3-4	.750	0-0	.000	1-2	.500	1	8	9	4.2	0	0	14	5	0	2	7	6.8
at Memphis	12/18/06	*	10	1-3	.333	0-0	.000	0-0	.000	0	2	2	4.0	0	0	2	1	0	2	2	6.5
vs Stephen F. Austin	12/20/06	*	18	0-1	.000	0-0	.000	1-2	.500	0	5	5	4.1	0	0	1	2	0	1	1	6.1
CINCINNATI	12/28/06	*	18	2-6	.333	0-0	.000	7-10	.700	0	4	4	4.1	3	0	3	3	0	1	11	6.4
at Saint Louis	12/30/06	*	35	4-5	.800	0-0	.000	5-8	.625	2	7	9	4.4	1	0	10	4	1	1	13	6.8
at Vanderbilt	01/04/07	*	31	0-2	.000	0-0	.000	0-3	.000	0	3	3	4.3	3	0	6	5	0	0	0	6.4
MISSISSIPPI STATE	01/07/07	*	39	1-5	.200	0-0	.000	0-0	.000	1	2	3	4.2	3	0	11	5	0	1	2	6.2
at AUBURN	01/14/07	*	34	3-9	.333	0-1	.000	0-0	.000	0	3	3	4.2	2	0	10	1	0	2	6	6.2
ALABAMA	01/18/07	*	31	5-7	.714	0-1	.000	7-7	1.000	1	3	4	4.2	2	0	7	5	0	8	17	6.7
at Florida	01/21/07	*	35	5-8	.625	0-0	.000	4-7	.571	0	7	7	4.3	1	0	5	4	1	2	14	7.0
at LSU	01/25/07	*	27	1-3	.333	0-0	.000	0-0	.000	0	2	2	4.2	2	0	1	3	0	4	2	6.8
VANDERBILT	01/28/07	*	31	1-5	.200	0-0	.000	1-5	.200	0	3	3	4.1	2	0	3	7	0	0	3	6.7
at Mississippi State	02-01-07	*	23	2-4	.500	0-0	.000	1-4	.250	1	6	7	4.3	3	0	3	8	0	1	5	6.6
MISSISSIPPI	02/04/07	*	37	2-3	.667	0-1	.000	3-4	.750	0	5	5	4.3	4	0	4	6	0	5	7	6.6
S. CAROLINA	02/08/07	*	32	2-3	.667	0-0	.000	8-9	.889	0	0	0	4.1	1	0	7	3	0	1	12	6.8
LSU	02/15/07	*	36	2-3	.667	0-1	.000	3-7	.429	0	5	5	4.1	3	0	4	1	0	1	7	6.8
at Kentucky	02/18/07	*	27	1-4	.250	0-0	.000	5-6	.833	0	4	4	4.1	2	0	3	1	0	3	7	6.8
at Kentucky	02/18/07	*	27	1-4	.250	0-0	.000	5-6	.833	0	4	4	4.1	2	0	3	1	0	3	7	6.8
TENNESSEE	02/22/07	*	45	1-9	.111	0-1	.000	3-4	.750	0	2	2	4.1	4	0	9	10	0	1	5	6.8
at Georgia	02/25/07	*	27	0-1	.000	0-0	.000	0-0	.000	0	2	2	4.0	2	0	4	1	0	1	0	6.5
vs Kentucky	03/01/07	*	39	5-8	.625	0-0	.000	1-2	.500	1	4	5	4.0	2	0	4	7	0	4	11	6.7
TOTALS		31	947	66-161	.410	0-12	.000	75-121	.620	18	107	125	4.0	62	0	176	128	3	71	207	6.7

COACHES AND STAFF



THE FUTURE PLAYERS COACHES OPPONENTS RECORDS HISTORY ARKANSAS

HEAD COACH TOM COLLEN

Tom Collen became the head coach for Lady Razorback basketball in the spring of 2007, but for one of America's most successful women's basketball coaches, it is a homecoming.

The seventh head coach in Lady'Back history, Collen served as the first assistant head coach during the mid-1990s. His recruiting work led to one of the greatest moments in Arkansas history – the 1998 Final Four.

Settled in at Louisville and

Then, the phone rang. It was the Hogs calling. Collen knew he was going home.

"I am excited about the opportunity to return to Arkansas," Collen said. "Some of my fondest memories both as a person and as a coach are from my time in Fayetteville. I have always felt that Arkansas has the potential to perform at the national level. We proved that during my tenure here as the recruiting coordinator that

coach at Colorado State in 1997.

"I know the key to success in building this program to the heights I know we can reach revolve around keeping the best players in the state, and I will do everything in my power to make that happen," Collen said.

In his final two seasons with Arkansas, Collen was promoted to assistant head coach for the Lady Razorbacks.

"I developed great working relationships with many of the people here and those proved to be very important in the decision to return to Arkansas," Collen said.

The national coach of the year in 1999, Collen ranks among the nation's winningest women's basketball coaches at the start of the 2007-08 season with a winning percentage of .756 to rank 9th among the Division I coaches. Winning his 200th game this past season, Collen achieved that coaching milestone in only his ninth season as a head coach, providing him an average of 23 wins a season.

His 2006-07 Louisville team made history by achieving the first national ranking in school history. Behind the presence of Big East Player of the Year Angel McCoughtry – only the second player in Big East history to lead the league in scoring and rebounding – Collen's Cardinals closed the season with a school-record 27 wins and came within minutes of reaching the Sweet 16 for the first time ever.

Collen brings a reputation for recruiting and resurrecting programs to the Arkansas position. In his nine years as a head coach, his teams have never missed the post season and he has racked up eight 20-win seasons, missing a perfect nine



TOM COLLEN PERSONAL

Hometown: Lancaster, Ohio

Birthdate: Dec. 21, 1953

Family: Wife, Nicki

Two-year-old twins,
Connor and Reese
Newborn Logan

Bachelor's Degree:

Bowling Green State, 1977
Physical education

Master's Degree:

Miami of Ohio, 1983
Recreational Education
and Health Education

QUICK CAREER

Assistant Coach:

Miami of Ohio, 1981-83
Utah, 1983-86
Purdue, 1986-93
Arkansas, 1993-97

Head Coach:

Colorado State, 1997-2002
Louisville, 2003-2007
Arkansas, 2007-present

CAREER RECORD

Head Coach: 217-70 (.756), 9 seasons

Asst Coach: 329-114 (.742), 16 seasons

IN 50 WORDS OR LESS

A veteran coach with a strong track record of recruiting and developing talent at every step of his career who ranks among the winningest coach in Division I women's basketball with a head coaching mark of 217-70 and eight 20-win seasons in his nine years.

Why Arkansas?

I am excited to return to Arkansas. I have always felt that Arkansas has the potential to perform at the national level. We proved that during my tenure here as the recruiting coordinator that resulted in an appearance at the Final Four.

putting the Cardinals in the top 25 and the NCAA second round, Collen earned his 200th career victory last season and seemed ready to move UL into the Big East elite.

resulted in an appearance at the Final Four."

Collen served as the recruiting coordinator for four seasons at Arkansas from 1993 until departing to become the head



The Collens

The twins, Connor and Reese, sit with Nicki while Tom holds the newest member of the family, Logan.

Photo by Brian Meredith, Black Label Photography

Head Coaching Career

Colorado State Five Seasons (1997-2002) 129-33 (.796)

After his five years with the Rams, Collen ranked third in the nation in winning percentage among active coaches.

Set school records for most wins in a single season (33)

Best NCAA finish (Sweet 16 in 1999)

Highest national ranking (4th)

National Coach of the Year, 1999

Women's Basketball News Service

Women's Basketball Journal

Western Athletic Conference Coach of the Year, 1999

WBCA District VII Coach of the Year, 1999

Kodak All-American and Three-time MVC Player of the Year

Becky Hammon

1997-98 24-6 (NCAA second round)

1998-99 33-3 (NCAA Sweet 16)

WAC Regular Season Champion

1999-2000 23-10 (WNIT semifinals)

2000-01 25-7 (NCAA second round)

Mountain West Tournament Champions

2001-02 24-7 (NCAA first round)

Mountain West Regular Season Champion

Louisville Four Seasons (2003-2007) 88-37 (.704)

First resurrected the Louisville program from an 11th-place finish in Conference USA the year prior to his arrival into a 20-win, post-season team. Proceeded to soar the Cardinals to heights previously unheard of at UL. Set the school

record for most wins in a single season (27). First ever

national ranking in AP and USATODAY. School record for

home win streak and consecutive wins. Recruited and coached the

Big East Player of the Year in 2007 and Kodak All-American Angel

McCoughtry. Only the second coach in UL history to earn three straight

NCAA bids. Fastest run to 20 wins in Louisville history

2003-04 20-10 (WNIT first round)

2004-05 22-9 (NCAA first round)

2005-06 19-10 (NCAA first round)

2006-07 27-8 (NCAA second round)

**Head Coaching Career Record
Nine Seasons 217-70 (.756)**



by a single game.

During his career as an assistant and head coach in Division I, Collen's recruiting has been singled out as among the best in the nation.

One of the most sought-after assistant coaches in America during his early career, he recruited the athletes that put Purdue and Arkansas into their first Final Four appearances. During his 14 seasons as a full-time assistant with Utah, Purdue and Arkansas, Collen produced 10 recruiting classes that ranked top 20 in the nation.

His final class at Utah ranked 19th, starting an eight-year run in the top 20 for the up-and-coming recruiter. Collen's seven-year tenure at Purdue resulted in seven consecutive recruiting classes ranked in the top 20, including the top class in the nation in 1989. At Arkansas, his final two recruiting classes were ranked top 20 with the 1996 class achieving the highest ranking in school history at fifth.

Perhaps the most recognized recruit in Collen's Arkansas career was future University hall of fame point guard Christy Smith who led the Lady Razorbacks to the 1998 Final Four. However, the recruiting

classes during his four years as Arkansas' recruiting coordinator included Parade All-Americans like Tennille Adams, 1998 NCAA West Regional MVP Sytia Messer and the second all-time three-point shooter in SEC history Wendi Willits. On the court, Collen's defensive mastery turned Arkansas into a 20-game winner after one season. The Lady Razorbacks posted two post-season appearances during his four years.

Departing Arkansas after the 1997 season to take over the Colorado State program, he turned the Rams into champions in his first season. The Rams took the Western Athletic Conference regular season title winning 24 games and advancing to the NCAA second round.

The next season, CSU ran the table in the WAC with a school-record 33-3 mark to advance to the NCAA Sweet 16 for the first and only time in school history. Led by Ram superstar Becky Hammon and fellow all-American Katie Cronin, Collen's second year team put Colorado State on the map and earned conference, regional and national coach of the year honors for Collen.

While the accolades came for the 1999 team, Collen earned them the following year as he

Quick Notes on Tom Collen

A PLAY' A MAKER

Angel McCoughtry is Tom Collen's most recent conference player of the year, but over his coaching career he had recruited or coached several others. Among his notable Purdue recruits was Big 10 Player of the Year (and current Georgia Tech head coach) MaChelle Joseph. Collen also had Kodak All-American Joy Holmes, who led the Boilermakers to the Big 10 title in 1991. At Colorado State, Becky Hammon was a three-time Western Athletic Conference Player of the Year. For Arkansas, Christy Smith was the SEC Freshman of the Year.

IN THE PROS

Tom Collen's athletes are all over the WNBA, starting with eight-year veteran Becky Hammon of the New York Liberty. Hammon played her 100th career game in 2002 and notched her 2,000th career minute in the same season. She led the WNBA in free throw percentage this past season and averaged 14.7 ppg for the Liberty. Of course, at Arkansas he recruited and coached Christy Smith, who had two seasons with the Charlotte Sting, and Wendi Willits, who was a free agent member of the WNBA champion Los Angeles Sparks. From his time at Purdue, he recruited three future WNBA players with Danielle McCully, Stacy Loveless and Joy Holmes. Katie Cronin of CSU also played in the WNBA.

IN THE AP POLL

He recruited athletes to bring Purdue and Arkansas to peak rankings during his tenure at each school. For Purdue, it was the first ever AP ranking. For Arkansas it was the second time but a new high point to date. He coached both Colorado State and Louisville to their first-ever AP rankings and their program highs.

guided the Rams to another 20-win season in 2000. Rebuilding without Hammon and company, CSU reached the post season and advanced three games into the Women's NIT before losing in the semifinals.

With a new foundation recruited to Fort Collins, Colorado State returned to the NCAA tournament in 2001 and 2002. Changing conferences in 2001, the Rams took the Mountain West tournament title in 2001 and the MVC regular season title in 2002.

After the 2002 season, Collen appeared bound for the SEC at Vanderbilt, but the Commodores withdrew their offer after mistakenly interpreting the veteran coach's academic record from his graduate work at Miami of Ohio. Taking a year off from coaching in 2002-03, Collen was vindicated by the registrar's office at Miami.

The next year, Collen took over the Cardinals and had the same immediate impact experienced at Colorado State. With a single returning starter, Collen led Louisville to a 20-win season and the first appearance in the Conference USA tournament semifinals since 1999. His coaching turned Sara Nord into an all-America candidate that led the Cardinals into the post season.

In his second year, Collen had UL leading C-USA before losing one of his starting forwards, Missy Taylor, to a torn meniscus. Turning to one of his freshmen recruits, Yuliya Tokova, Collen rebuilt the Cardinals who finished the season with a powerful surge to reach the C-USA finals for the first time since 1998. In the title game, UL took

its second hit with a torn ACL to Tokova, yet the Cardinal closed the year at 22-9 and in the NCAA tournament for the first time since 2001.

His time at Louisville first produced three all-freshmen team members three straight seasons with Jazz Covington, Yuliya Tokova and Angel McCoughtry, then all-conference honors peaking this past season with McCoughtry's selection as the Big East Player of the Year. Covington became the first Wade Trophy watch list member in Cardinal history.

The 53-year-old native of Lancaster, Ohio, graduated from Bowling Green State in 1977 with his bachelor's in physical education. He completed his master's in recreational education and in health education at Miami of Ohio in 1983 while serving two seasons as the Red Hawks' graduate assistant coach.

Collen and wife Nicki have twins, Reese and Connor, and a newborn, Logan.

Winningest Active Coaches at Beginning of 2007-08 Season

COACH, CURRENT TEAM	YRS	W	L	PCT
1. Pat Summitt, Tennessee	33	947	180	.840
2. Geno Auriemma, Connecticut	22	621	120	.838
3. Gail Goetseniors, Duke	15	396	99	.800
4. Tara VanDerveer, Stanford	28	689	184	.789
5. Wes Moore, Chattanooga	18	415	118	.779
6. Robin Selvig, Montana	29	672	192	.778
7. Kim Mulkey, Baylor	7	183	53	.775
8. Andy Landers, Georgia	28	684	215	.761
9. Tom Collen, ARKANSAS	9	217	70	.756
10. Vivian Stringer, Rutgers	36	777	260	.749



Assistant Coaching Career 16 seasons 329-114 (.742)

Miami (Ohio) Two Seasons (1981-83) 45-15

Two seasons assisting while working on his masters

AIAW Tournament Appearance

Two Mid-America Conference titles

1981-82 24-9 AIAW Sweet 16

1982-83 21-6

Utah Three Seasons (1983-86) 56-32

The 1985-86 recruiting class ranked 19th in the nation

1983-84 19-12 NWIT Tournament

1984-85 16-14

1985-86 21-8 NCAA Tournament

Purdue Seven Seasons (1986-93) 151-53

Recruits reach 1994 Final Four

1988 NWIT Runner-up

Five consecutive 20-win seasons

Four straight NCAA bids, two Sweet 16 finishes

All seven recruiting classes ranked in top 20

Top class in the nation in 1989

Five top 10 recruiting classes

1986-87 18-9

1987-88 21-10 NWIT runner-up

1988-89 24-6 NCAA second round (AP 15th)

1989-90 23-7 NCAA Sweet 16 (AP 15th)

1990-91 26-3 NCAA second round (AP 5th)

1991-92 23-7 NCAA Sweet 16 (AP 11th)

1992-93 16-11

****1993-94 team went 29-5 as Big Ten champions**

and 1994 Final Four

Arkansas Four Seasons (1993-97) 77-44

Recruits reach 1998 Final Four

Three straight post-season appearances

Final two recruiting classes ranked top 20

1996 recruiting class the highest ranked in UA history at fifth

Defensive coordinator from 1993

Assistant Head Coach for final two seasons

1993-94 15-14

1994-95 23-7 NCAA second round

1995-96 21-13 Preseason WNIT runner-up & NWIT 4th

1996-97 18-10

****1997-98 team went 22-11 to reach 1998 Final Four**

GOING TO THE MOVIES WITH TOM COLLEN

What is your favorite . . .

Movie: Braveheart

Old Movie: Miracle on 34th Street

Movie you're friends would never guess you like: Dumb and Dumber

Basketball Movie: Hoosiers

Star: Gene Hackman

Favorite Movie Star: When Robert Redford hits the game winning home run in The Natural

If I were a movie star, I'd be: Tom Hanks

Action Movie: Bourne Identity

Romance: You've Got Mail

Theater Snack: Popcorn

Sports Movie: The Natural

Line: "Make my day," Clint Eastwood

Comedy: Something About Mary

Animated Movie: Cars

Home Movie Snack: Potato chips

I'm . . .

Popcorn-Buttered or Plain: Buttered

Watch-Theater or Home: Home

Comedy or Drama: Comedy

Action or Romance: Romance

Denzel or Wesley: Denzel

Tom Hanks or Billy Bob: Tom Hanks

Jessica Alba or Jennifer Lopez: Jessica Alba

Halle Berry or Beyonce: Beyonce

Morgan Freeman or Sidney Poitier: Morgan Freeman

Al Pacino or Robert DeNiro: Robert DeNiro

Kevin Costner or Bruce Willis: Kevin Costner

Angelina Jolie or Nicole Kidman: Nicole Kidman

Jodie Foster or Julia Roberts: Jodie Foster

Brad Pitt or Russell Crowe: Brad Pitt

Jim Carrey or Adam Sandler: Adam Sandler

Ving Rhames or The Rock: The Rock

Will Ferrell or Ben Affleck: Ben Affleck

Salma Hayek or Tyra Banks: Tyra Banks

Martin Lawrence or Cedric: Martin Lawrence

Keenan or Damon or Marlon: Damon

ASSOCIATE HEAD COACH TIMOTHY EATMAN

THE FUTURE PLANNERS COACHES OPPONENTS RECORDS HISTORY ARKANSAS

Timothy Eatman brings a passion to the court about two things: defense and life. Named the associate head coach for women's basketball at the University of Arkansas, Eatman applies his quiet energy and passionate demeanor to everything in his career.

The defensive coordinator for the Lady Razorbacks, Eatman is changing the approach to stopping opponents while he is instilling a new work ethic toward the game.

He followed his boss for the past three seasons at Louisville when Tom Collen became Arkansas' head coach at the end of the 2006-07 season, and the two have become a powerful coaching duo in women's basketball.

"I am really pleased that Tim decided to join us as our associate head coach," Collen said. "He is known from coast-to-coast as one of the finest recruiters in America."

Eatman is crystal clear about why he departed his position

with the up-and-comer in the Big East for the challenge of America's top coaching conference.

"I'm here because of Coach Collen, and wanted to be here with him to build a program," Eatman said. "I believe in him as a man and as a coach. His integrity and character are all things that I want to be a part of."

Honored by national basketball publications as one of the top recruiters in women's basketball, Eatman also brings a reputation for developing talent and tenacious defense. Eatman was a part of Louisville bringing in two nationally ranked classes at UL, including a 25th-ranked class this past season.

During his assistant coaching career, Eatman signed some of the best players in the nation – including current Lady'Back senior Lauren Ervin. The nation's top ju-



nior then the No. 2 prep player in the country back in 2003, Eatman signed Ervin for Kansas out of high school.

His resume resembled that of his current boss. Eatman registered the nation's top recruiting class in 1994 while at Iowa, one of five times his recruiting resulted in a top 10 class. During his career, Eatman has a total of 11 top 30 recruiting classes for five different Division I schools.

"While he's known as a great recruiter, Tim brings much more to the staff," Collen said. "His experience as a head coach brings another level



of experience to the program."

Eatman spent two seasons with Marian Washington at Kansas before arriving at Louisville in 2004. Along with Ervin and other top recruits, Eatman was named one of the top 10 assistant coaches in the country by *Basketball Times* in 2003.

It was Eatman's second tour with the Jayhawks, joining Washington's staff after serving as the head man for four seasons at Illinois-Chicago. Eatman brought in two top 20 recruiting classes in his four years at UIC.

Eatman arrived at Kansas for the first time in 1996, and landed the nation's No. 6 recruiting class in his second year. He backed it up with another No. 6 class in 1998, and added a third-ranked class in 2003. On the court, he worked with players that led Kansas to the Big 12 Championship in 1997 and reached the Sweet 16 in 1998.

Working with another coaching legend before Kansas, Eatman was an assistant coach for then Iowa head coach C. Vivian Stringer. With the Hawkeyes, Eatman

also had the nation's top recruiting class in 1994, and was honored by *Lindy's Magazine* as one of the top young recruiters in women's basketball. He backed it up with a 12th-ranked class the following year.

Prior to Iowa, Eatman spent a season at Houston from 1992-93, and the Cougars' 1992 class was rated No. 4 in the country.

Eatman also has experience in the SEC, spending one season as an assistant at Mississippi State.

A 1988 graduate of Talladega College with a bachelor's degree in chemistry, Eatman started his college coaching career as the head coach at his alma mater. Turning the team into a winner in his first season, Eatman led the Tornados to a 20-9 season in his second year with Talladega.

Along with a gift for identifying and signing talented players, Eatman has also developed coaches with 13 of his former players in the coaching ranks. Six more players, including veterans like Tangela Smith and Tamecka Dixon, have played in the WNBA.

Eatman and his wife, Crystel, have one son, Tyler.

Timothy Eatman Coaching Career

As an assistant coach . . .

*In 1992 for Houston, the No. 4 recruiting class in the country
At Iowa, the No. 1 recruiting class in the nation in 1994 & 12th-ranked in 1995
At Kansas, top rankings again for national recruiting with three top 10 classes in four seasons with KU
At Louisville, part of recruiting staff bringing in nationally-ranked classes at UL
Also, serving as the defensive coordinator for the Cardinals and the assistant Head Coach for final two seasons*

As an head coach . . .

Six seasons experience at Talladega College and Illinois-Chicago

As a developer of professional players . . .

Many of the athletes he recruited or coached were drafted or had careers in the WNBA

<i>Tangela Smith</i>	<i>Nadine Domond</i>
<i>Tamecka Dixon</i>	<i>Angela Hamblin</i>
<i>Tia Jackson</i>	<i>Amy Herring</i>
<i>Jaclyn Johnson</i>	<i>Lynn Pride</i>
<i>Stacy Frese</i>	<i>Simone Edwards</i>
<i>Nikea Sanford</i>	<i>Margo Graham</i>

As a mentor to future collegiate coaches . . .

*Numerous former athletes went on to careers in collegiate coaching including
Tia Jackson, head coach, University of Washington
Karen Clayton, assistant coach, Duke
Susan Koering, assistant coach, Southern Illinois
Malikah Willis, assistant coach, Norfolk State
Donna Brown, associate head coach, Belmont
Simone Edwards, assistant coach, Radford
Nikki Washington, assistant coach, Florida A&M*

GOING TO THE MOVIES WITH TIMOTHY EATMAN

What is your favorite . . .

Movie: Lean on Me **Old Movie:** Fall
Movie your friends would never guess you like: Cocktail
Basketball Movie: Hoosiers **Sports Movie:** Major League
Star: Morgan Freeman
Scene: Locker room speech by Al Pacino, Any Given Sunday; and grave yard speech in Remember the Titans
Line: "If we don't come together as a team we'll die as individuals"
Theme Music: Rocky
If I were a movie star, I'd be: Morgan Freeman
Action Movie: New Jack City
Comedy: Harlem Nights
Romance: Against all Odds, Top Gun
Animated: A Bugs' Life
Christmas Movie: Home Alone
Theater Snack: Popcorn
Home Movie Snack: Popcorn
Movie Channel: Lifetime

I'm . . .

Popcorn-Buttered or Plain: Buttered
Watch-Theater or Home: Home
Comedy or Drama: Drama
Action or Romance: Romance
Denzel or Wesley: Denzel
Tom Hanks or Billy Bob: Tom Hanks
Halle Berry or Beyonce: Halle Berry
Morgan Freeman or Sidney Poitier: Morgan Freeman
Samuel L. Jackson or Will Smith: Will Smith
Al Pacino or Robert DeNiro: Al Pacino
Kevin Costner or Bruce Willis: Bruce Willis

Jodie Foster or Julia Roberts: Julia Roberts
Angelina Jolie or Nicole Kidman: Angelina Jolie
Brad Pitt or Russell Crowe: Brad Pitt
Jim Carrey or Adam Sandler: Jim Carrey
Tom Cruise or John Travolta: Tom Cruise
Ving Rhames or The Rock: Ving Rhames
Will Ferrell or Ben Affleck: Ben Affleck
Salma Hayek or Tyra Banks: Tyra Banks
Chris Rock or Eddie Murphy: Chris Rock
Martin Lawrence or Cedric: Cedric
Keenan or Damon or Marlon: Keenan

ASSISTANT COACH ZENARAE ANTOINE

Recruits and friends simply call her "Coach Z."

Her exotic name might appear hard to pronounce at first – it's zen-AH-ray AN-twan.

Once anyone gets to know Zenarae Antoine, they quickly understand why the highly personable coach was hired by head coach Tom Collen as the recruiting coordinator of the University of Arkansas women's basketball team.

She is one of the friendliest people off the court, but on the recruiting trail, just like during her playing days at Colorado State, Antoine is a ferocious competitor.

A former assistant coach with Collen at Louisville, Antoine takes on a similar role with Arkansas as the lead coordinator of the overall recruiting effort, managing the Lady'Backs' extensive recruiting data base, working with the wing guards and small

forwards and serving as the coaching staff's liaison with the Lady Razorback academic staff.

"I am very excited about the opportunity to work with the Lady'Backs and to continue working with Coach Collen," Antoine said. "I've been with Coach Collen at two great institutions, first as his player and second as his assistant coach. In both places we were able to reach record levels. At Arkansas, we look to achieve even more."

Antoine was the recruiting coordinator at Louisville, and guided the Cardinals to nationally-ranked recruiting classes her four seasons at UL. Her last two recruiting classes were No. 26 for 2006 and No. 25 for 2007. Among the most notable signees for the Cardinals were Kodak All-American and 2007 Big East Player of the Year Angel McCoughtry

and Kodak Junior College All-American Helen Johnson.

Prior to Louisville, Antoine spent two seasons as an assistant at Ohio University where she was responsible for recruiting for the Bobcats. Antoine also has one season as an assistant for College of Charleston.

Antoine received her master's from Ohio where her coaching career began as a graduate assistant.

During her playing career at Colorado State, Antoine was a three-year starter for the Rams. She played her senior season for Collen as CSU went 24-6 and reached the NCAA second round during his first season as head coach.


"As a former player for Coach Collen, I can reassure everyone that not only is he a great thinker of the game, but he is a very caring, thoughtful and kind person," Antoine



said. "He is a proven winner, and what I can promise the community, out student-athletes and our recruits is that through Coach Collen's leadership we will work hard and take the Lady'Backs to new heights."

Working with posts and guards during her coaching career, Antoine was an anchor in the middle for CSU during her playing days. She finished her career third in blocked shots and seventh in rebounding. She also ranks high for single season rebounds and blocked shots. During her career, CSU had two league titles and two NCAA appearances.

Married to Wofford College assistant football coach Ronald Antoine, the native of Katy, Texas, earned her bachelor's degree from CSU in 1998, and her master's at Ohio in 2000.



GOING TO THE MOVIES WITH ZENARAE ANTOINE

What is your favorite . . .

Movie: The Matrix series	Old Movie: Breakfast at Tiffany's
Movie your friends would never guess you like: Lion King	
Basketball Movie: Hoosiers	Sports Movie: Rocky I, II and III
Star: Audrey Hepburn	Scene: All scenes in Kung Fu Hustle
Line: "Frankly Scarlett, I don't give a damn"	Theme Music: Shaft
If I were a movie star, I'd be: Myself	
Action Movie: The Jason Bourne series	Comedy: Meet the Parents
Romance: Love Jones	Animated: Lion King
Christmas Movie: Christmas Vacation	Movie Channel: HBO
Theater Snack: Popcorn	Home Movie Snack: Popcorn

I'm . . .

Popcorn-Buttered or Plain: Buttered
Watch-Theater or Home: Home
Comedy or Drama: Drama
Action or Romance: Action
Denzel or Wesley: Denzel
Tom Hanks or Billy Bob: Tom Hanks
Morgan Freeman or Sidney Poitier: Sidney Poitier
Samuel L. Jackson or Will Smith: Samuel L. Jackson
Al Pacino or Robert DeNiro: I love both
Kevin Costner or Bruce Willis: Neither
Jodie Foster or Julia Roberts: Jodie Foster

Angelina Jolie or Nicole Kidman: Angelina Jolie
Brad Pitt or Russell Crowe: Brad Pitt
Jim Carrey or Adam Sandler: Adam Sandler
Tom Cruise or John Travolta: John Travolta
Steve Carrell or Seth Rogan: Steve Carrell
Ving Rhames or The Rock: Ving Rhames
Will Ferrell or Ben Affleck: Will Ferrell
Salma Hayek or Tyra Banks: Salma Hayek
Chris Rock or Eddie Murphy: Chris Rock
Martin Lawrence or Cedric: Martin Lawrence

ASSISTANT COACH GREG COLLINS

Published author isn't a phrase often tossed around in coach's biographies, but Arkansas assistant coach Greg Collins isn't the average women's college assistant coach.

Considered one of the top X-and-O coaches in the women's game, Collins provided drills for one of the standard books on women's basketball. He has a long career of being one of the top drill masters and scouts in women's basketball, both at the college and professional level.

He joined the University of Arkansas after serving with incoming head coach Tom Collen at Louisville for the past several seasons. At Louisville, Collins worked with the Cardinals scout-

ing, and retains that floor coaching assignment along with day-to-day court work with Arkansas.

Collins worked with Louisville's posts, developing two in to professionals. Lori Nero was drafted by the Houston Comets going on to a highly-successful European career. Jazz Covington also stars in Europe.

"We're fortunate that we were able to convince Greg to leave," Collen said. "He grew up and was raised in Kentucky, but give him time and the folks here will believe he's a native Arkansan."

The floor work and scouting breakdowns by Collins for the new Arkansas coaching staff are vital to the team's future success.

"He is one of the finest at individual instruction I know, and his expertise and enthusiasm are a huge addition to the program," Collen said.

Collins was a five-year veteran at Louisville, working the past four seasons for Collen. A former AAU coach for Derek Smith All-Stars, his youth teams produced three Miss Kentucky Basketball winners and was ranked among the top 15 programs in the country. He served as assistant athletic director and assistant coach at DuPont Manual High School in Louisville prior to becoming a member of the UL women's staff.

During his career, he has been a contributor to the coaching technique



book, *Five-Star Girls' Basketball Drills*, and served as an advance scout for the WNBA New York Liberty.

Collins also was one of the first women's coaches in the country to put advanced video software to work for a college team. He brings that experience from assisting with the development of one of the country's top coaching video programs to Arkansas, and will work with the LadyBacks' new video coordinator, Jake Nelp, to implement a program of video analysis to assist the Arkansas players and staff.

His work with video also extends to developing talent behind the keyboard. Five of his former video assistants are now working full-time with hoops teams including the NBA's Cleveland Cavaliers, Orlando Magic and Sacramento Kings plus college teams including Miami and Florida State.

A Louisville native, he earned his bachelor's degree from UL in marketing in 1988, then finished a master's in business education from UL in 1994.



GOING TO THE MOVIES WITH GREG COLLINS

What is your favorite . . .

Movie: The NBA Playoffs **Old Movie:** ESPN Classic
Movie your friends would never guess you like: Home Alone
Basketball Movie: Hoosiers **Sports Movie:** Any Given Sunday
Star: Jack Nicholson and Gene Hackman **Scene:** The End
Line: "There's no crying in baseball!"
If I were a movie star, I'd be: Sitting courtside at NBA games
Action Movie: Lakers vs. Kings, 2002 Western Conf. Finals
Animated: The Jungle Book **Christmas Movie:**
Theater Snack: Dry rub BBQ ribs **Home Movie Snack:** Slim Chicken's grilled strips
Movie Channel: NBA on TNT, of course

I'm . . .

Popcorn-Buttered or Plain: Buttered
Watch-Theater or Home: Home
Comedy or Drama: Drama
Action or Romance: Action
Denzel or Wesley: Denzel
Tom Hanks or Billy Bob: Tom Hanks
Jessica Alba or Jennifer Lopez: Jessica Alba
Halle Berry or Beyonce: Halle Berry
Samuel L. Jackson or Will Smith: Samuel L. Jackson
Al Pacino or Robert DeNiro: Both
Kevin Costner or Bruce Willis: Kevin Costner
Jodie Foster or Julia Roberts: Julia Roberts
Angelina Jolie or Nicole Kidman: Angelina Jolie
Brad Pitt or Russell Crowe: Russell Crowe
Jim Carrey or Adam Sandler: Adam Sandler
Tom Cruise or John Travolta: John Travolta
Ving Rhames or The Rock: The Rock
Will Ferrell or Ben Affleck: Will Ferrell
Salma Hayek or Tyra Banks: Salma Hayek
Chris Rock or Eddie Murphy: Eddie Murphy
Martin Lawrence or Cedric: Cedric
Keenan or Damon or Marlon: Keenan

OPERATIONS DIRECTOR AMBER SHIREY

Beginning her second decade in the Lady Razorback offices, Amber Nicholas Shirey has always been considered a legend by the fans.

As a player, she took Arkansas to its Southwest Conference pinnacle with two championships, the 1990 NCAA West Regional Finals, and three NCAA appearances.

As a coach, she managed to wipe out her own accomplishments as the 1998 team went one step further by reaching the Final Four.

Starting in 2007-08, she breaks new ground once again as the executive director of basketball operations for new head coach Tom Collen.

Collen's return reunites the fellow assistant coaches under former Lady'Backs' skipper Gary Blair in the late 1990s.

"I really believe our staff would not be complete without my ability to retain Amber," Collen said. "Everyone in the state identifies Arkansas women's

basketball with the tradition that Amber established back in the late 1980s as a point guard."

As the executive director, Shirey brings her current duties with scheduling to the existing assignments for the operations director for travel and summer camps. Collen added the responsibility for Shirey as the coordinator for on-campus recruiting activities.

"The commitment she's made to this program over the years is well known," Collen said. "Everyone I spoke to across the state is excited that she'll remain with the team."

Voted by the Arkansas Lettermen's Club into the Arkansas Hall of Honor in 2002, she was honored by the University and the Southeastern Conference at the 2003 women's basketball tournament as one of the league's legend players.

What appears to be such an incredible career seems rather natural to Shirey.

"This gives me an opportu-

nity to give something back to the program and the people of Arkansas that helped me through my career," Shirey said. "When you're in high school in Arkansas, most kids dream about being a Razorback."

One of the most decorated athletes in women's history at Arkansas, Shirey was the first Lady'Back selected to receive a NCAA Postgraduate Scholarship.

She closed her career as one of two players in school history to rank on four career total lists (points, 6th; rebounds, 10th; steals, 2nd; assists, 1st). While no longer Arkansas' all-time assist leader with 538, Shirey still holds the record for consecutive games started, 87. Twice named all-Southwest Conference, she was the MVP of the 1991 SWC tournament, leading Arkansas to the first non-Texas title.

Shirey equaled her court performance in the classroom. A kinesiology major, she had over a 3.9 GPA, and twice was voted to the College Sports Information Directors of America's Academic



All-America Team. She was a three-time conference academic team member.

An Arkansas native, Shirey led Newark High to a 36-6 record her senior year and the Class B state title with 28.1 ppg. Senior class president and valedictorian, she graduated with a 4.18 GPA on a 4.00 scale. Shirey was named state player of the year as a senior and two-time AAU all-American, leading the Arkansas Pipers to the 16-and-under national championship in 1987.

She is married to Jason Shirey. Coach of the Fayetteville High softball team, Jason led the Lady Bulldogs to back-to-back state championships in 2006 and 2007. The Shireys have two children, a son, Ross, and a daughter, Reese.

Andrea Blakney Basketball Secretary

Andrea Blakney continues for her seventh year as the secretary for the Lady Razorback basketball staff.

Along with keeping the coaching staff coordinated and relating with the public, Blakney also assists with the annual basketball camps and the team's recruiting data base systems.

"Andy is one of those people that love the program and are so important to our staff with the public," Tom Collen said. "I'm very fortunate to have her keeping our schedules together."



Prior to Arkansas, Blakney was the administrative secretary for DeQueen (Ark.) Public Schools.

Andrea and husband Glen have one son, Travis, and a daughter-in-law, Jennifer.

When she's not working in the Lady Razorback office, Andrea enjoys sports, the outdoors, reading and family

GOING TO THE MOVIES WITH AMBER SHIREY

What is your favorite . . .

Movie: A Few Good Men	Old Movie: Urban Cowboy
Movie your friends would never guess you like: G.I. Jane	
Basketball Movie: Hoosiers	Sports Movie: The Rookie
Star: Tom Hanks	Scene: The last game in Hoosiers
Line: "You can't handle the truth," A Few Good Men	
Theme Music: Walk the Line	If I were a movie star, I'd be: Tom Hanks
Action Movie: The Fugitive	Comedy: Meet the Parents
Romance: Sleepless in Seattle	Animated: Cars
Christmas Movie: Home Alone	Theater Snack: Popcorn
Home Movie Snack: Popcorn	Movie Channel: Lifetime

I'm . . .

Popcorn-Buttered or Plain: Plain
Watch-Theater or Home: Theater
Comedy or Drama: Drama
Action or Romance: Romance
Denzel or Wesley: Denzel
Tom Hanks or Billy Bob: Tom Hanks
Jessica Alba or Jennifer Lopez: Jessica Alba
Halle Berry or Beyonce: Halle Berry
Samuel L. Jackson or Will Smith: Will Smith
Al Pacino or Robert DeNiro: Robert DeNiro
Kevin Costner or Bruce Willis: Kevin Costner

Jodie Foster or Julia Roberts: Julia Roberts
Angelina Jolie or Nicole Kidman: Nicole Kidman
Brad Pitt or Russell Crowe: Russell Crowe
Jim Carrey or Adam Sandler: Jim Carrey
Tom Cruise or John Travolta: Tom Cruise
Steve Carrell or Seth Rogan: Steve Carrell
Ving Rhames or The Rock: The Rock
Will Ferrell or Ben Affleck: Ben Affleck
Salma Hayek or Tyra Banks: Salma Hayek
Chris Rock or Eddie Murphy: Chris Rock
Martin Lawrence or Cedric: Cedric
Keenan or Damon or Marlon: Damon

BASKETBALL SUPPORT STAFF

Video Coordinator Jake Nelp

There aren't a lot of chances in life where one gets to define a job, but Jake Nelp has that opportunity as the University of Arkansas' women's basketball team's first full-time video coordinator.

More significant for the Lady'Backs and head coach Tom Colleen is getting someone with the skills and ability to not only inaugurate a position, but to take it from the start to the next level.

"I'm very excited to add a person with Jake's coaching background to the staff to handle our video," Colleen said. "His years as a coach give him a unique perspective on what is important for our on-the-floor coaching staff. He will be a tremendous asset to us both in day-to-day work for our teams and breaking down video on opponents for scouting."

The former Indiana Wesleyan men's basketball assistant coach provides Colleen and the coaching staff with someone who not only appreciates the demands of video for a major college coaching staff, but has the eye of a former coach to anticipate the staff's needs.

Nelp spent the past two seasons as the assistant coach at Indiana Wesleyan in Marion, Ind. Last season, IWU went 30-5 overall to advance to

the NAIA Elite Eight, and ranked as high as No. 3 in the country. Nelp assisted head coach Greg Tonagel in recruiting, and IWU had one of the nation's top small college recruiting classes in 2006-07.

As a coach, Nelp was part of a dramatic turnaround for IWU, improving 23 games in the win column by the end of the two-year span as the Wildcats posted back-to-back school records for wins Mid-Central Conference games. He was named the top NAIA assistant coach by INBNews.com.

At Arkansas, Jake will focus on creating a dedicated video suite for the basketball staff that can be used to capture practice and scouting footage, as well as break down tapes for the use of players and staff.

Nelp served as a student assistant coach for two seasons then as director of basketball operations for two seasons for Colleen at Colorado State. He also worked as an assistant to the general manager for the 08 Stockholm Human Rights basketball club during the season his wife, Angie, was a player for the European professional team. The 08 Stockholm team won the 2003 Swedish title for their division the year the Nelps were with the club.

Nelp also served one season as an assistant men's basketball coach at Anderson University prior to joining IWU. A native of Indiana, Nelp was a three-sport athlete in high school at Montrose, Colo. He played collegiate tennis and baseball for a season at Anderson before transferring to Colorado State. An accomplished tennis player, he finished fifth in the state of Colorado as a sophomore then undefeated as a freshman at Anderson.

A 2001 graduate with his bachelor's degree in history from Colorado State, Nelp is on track to complete his master's degree from CSU in technical communication in 2007.



He is married to the UA graduate assistant, Angie, and the Nelps make their home in Fayetteville.

GOING TO THE MOVIES WITH JAKE NELP

What is your favorite . . .

Movie: Hoosiers

Old Movie: Citizen Kane

Movie your friends would never guess you like: Sound of Music

Basketball Movie: Hoosiers

Sports Movie: Karate Kid

Star: Christopher Guest

Scene: Every scene in Hoosiers that doesn't have Barbara Hershey in it

Line: Hey! Wha' Happen?!?, Mike LaFontane, A Mighty Wind

Theme Music: Hoosiers

If I were a movie star, I'd be: Avoiding paparazzi

Action Movie: Road House

Comedy: Safe Men

Romance: The Princess Bride

Animated: Toy Story

Christmas Movie: Christmas Vacation

Theater Snack: Dots

Home Movie Snack: Nothing

Movie Channel: HBO

Graduate Assistant Angie Nelp

Former professional basketball player and all-American collegian Angie Nelp joins the Lady Razorback coaching staff as the graduate assistant for the 2007-08 season.

Spending the past two seasons as a girls' high school basketball coach in Indiana, Nelp brings a wealth of experience at every level of the women's game.

"Angie brings professional and collegiate basketball experience to our staff," Colleen said. "We are very fortunate to have someone with her basketball background as our graduate assistant."

Her professional career included time both in the United States and overseas in Europe. Her collegiate career blended academic achievements with athletic honors, culminating with her selection as a Kodak All-American Honorable Mention player her senior season at Colorado State.

A native of Tulsa, Okla., Nelp played her high school basketball at nearby Canadian, Okla., where she was a two-sport all-state athlete in basketball and softball.

Signing with CSU out of Canadian High, the then Angie Gorton established herself as one of the mainstays of Colleen's teams and was the Mountain West Conference's defensive player of the year her senior season. A rock-solid player on the court, she was also a four-year academic all-conference player.

Closing her career as a 1,000-point scorer for the Rams, she was a versatile player with 1,397 points, 629 rebounds, 356 assists and 261 steals. Along with defensive player of the year, Nelp was a first-team all-MWC selection.

Returning from Europe, she served as the head girls' basketball coach at Yorktown High in Yorktown the past

two seasons, retiring from a successful professional playing career both in the United States and overseas. Coaching at Yorktown, Ill., she was a science teacher at nearby Northwestern Middle School.

Nelp spent two seasons with the NWBL Colorado Chill and one year with 08 Stockholm in Sweden. She was a part of championship teams for both franchises as the Chill took the 2005 NWBL title and 08 Stockholm the 2003 Swedish national crown.

Nelp played two seasons with Athletes in Action, her first during the summer of her senior year as an undergraduate in Spain in 2001. She most recently represented the U.S. at the Jones Cup in the Far East this summer with the AIA-based team in 2007.

A 2002 graduate of Colorado State with her bachelor's degree in health and exercise science, she earned



teaching certification from Indiana Wesleyan in April 2006.

She is married to the Lady'Backs video coordinator, Jake, and the Nelps make their home in Fayetteville.

BASKETBALL SUPPORT STAFF

Basketball Athletic Trainer Jeremy Braziel

Jeremy Braziel joined the Women's Athletics Department just before the start of fall drills for the Lady Razorback basketball team in October 2006.

Braziel came to Arkansas from the University of Tennessee at Martin where he handled the day-to-day athletic training needs of the football team. In addition, Braziel was an adjunct instructor at UT-Martin.

During his three-and-a-half-year tenure with UT-Martin, Braziel also was responsible for designing and implementing an emergency action plan, handling bidding and ordering of supplies, supervising students, coordinating insurance payments and overseeing the university's drug testing procedures.

Braziel has completed his graduate course work at Ohio State University toward his master's degree in allied health management. He worked with the women's ice hockey and volleyball teams while with the Buckeyes.

A 2000 graduate of Oklahoma State University with his bachelor's degree in athletic training, Braziel worked with the Cowgirls basketball team among other assignments.

In addition to his collegiate athletic training experience, Braziel has worked with several professional football teams including the Dallas Cowboys and Philadelphia Eagles, but perhaps his most unique resume line is working with NFL Europe, serving as trainer for Scottish Claymores in Glasgow.

Along with women's basketball, Braziel will serve as the athletic trainer for the Lady Razorbacks' nationally-ranked golf team. Starting in 2007, Braziel took over supervision of the Lady Razorbacks' equipment room, handing those duties for all 11 Women's Athletics teams.

Braziel and wife, Diana, live in the Fayetteville area.



GOING TO THE MOVIES WITH JEREMY BRAZIEL

What is your favorite . . .

Movie: Animal House

Old Movie: Three Mules for Sister Sarah

Movie your friends would never guess you like: Ants

Basketball Movie: Hoosiers

Star: James Belushi

If I were a movie star, I'd be: Adam Sandler

Action Movie: Four Brothers

Romance: Casablanca

Animated Movie: Finding Nemo

Theater Snack: Popcorn

Home Movie Snack: Wafer Cookies

Sports Movie: Invincible

Theme Music: Theme from M*A*S*H

Comedy: Old School

Christmas Movie: A Christmas Story

GOING TO THE MOVIES WITH ANGIE NELP

What is your favorite . . .

Movie: Hoosiers

Old Movie: Sound of Music

Movie your friends would never guess you like: The Sting

Basketball Movie: Hoosiers

Sports Movie: Invincible

Star: Mark Wahlberg

Scene: When Jean Valjean lets Javert live in Les Miserables

Line: "I believe I am," Rudy

Theme Music: Phantom of the Opera

If I were a movie star, I'd be: RICH!

Action Movie: The Usual Suspects

Comedy: Anchorman

Romance: Pride and Prejudice

Animated: Finding Nemo

Christmas Movie: Elf

Theater Snack: Popcorn with lots of butter!

Home Movie Snack: Mom's Ooey Gooy **Movie Channel:** Netflix

Joanna Schafhausen

Asst. Athletic Trainer

Joanna Schafhausen joins the Lady Razorback basketball team as the squad's assistant basketball athletic trainer for the 2007-08 season.

A cum laude graduate of Cal Poly-San Luis Obispo in kinesiology, Schafhausen is a master's degree student at the University in the athletic training area. She served as a student athletic trainer for four years with the Cal Poly Mustangs during her undergraduate



years at the California college.

Schafhausen is a member of the National Athletic Trainers Association as well as AATA. A native Californian, she is a graduate of Laguna Hills High in Laguna Hills, Calif.

BASKETBALL SUPPORT STAFF



Trudi Spencer
Manager

Trudi Spencer begins her third season with the Lady Razorback basketball team as a manager. The senior education major is a native of Alamo, Nev.

A four-year letterwinner in basketball and softball at Pahrangat Valley High, Spencer was a part of three state and regional champions at PVHS.

She was also a four-time all-conference catcher on the Panther softball team and four-time named all-state academic selection.

The daughter of Philip and Sherry Spencer, she has four siblings, Traci, Trina, Tressa and Tami.



Haley Bestgen
Manager

Haley Bestgen returns for her second year with the Lady Razorback basketball team as one of the squad's managers. She is a sophomore majoring in kinesiology-pre-professional at the University of Arkansas.

A basketball and cross country athlete at North High in Sioux City, Iowa, Bestgen was a National Honor Society and honor roll member.

The daughter of Robert and Karen Bestgen of Sioux City, she has a younger brother, Baylor.



Erin Cox
Manager

A former two-sport manager at nearby Siloam Springs High, Erin Cox starts her second season as a manager for the Lady Razorback basketball team in 2007-08.

A freshman majoring in kinesiology K-12, Cox is known by her friends by her nickname Chuck.

The daughter of Gary and Brenda Cox, she has three older siblings, Michael, Paige and Mark and a younger sister, Bailey.



Jean Nail
Spirit Groups

Nail is in her 27th year as spirit group coordinator for the Razorbacks. She coordinates the selection and performance schedule of the Razorback Cheerleaders, Pom squad, RBI Girls and Mascots as well as handling spirit groups for Lady'Back events.

Nail received her bachelor's in 1986 and master's in 1987 in education from the University of Arkansas.

Jean and husband Mike Nail have two daughters, Michelle (Mrs. Doug) Kehn and Elsa (Mrs. Scott) Salrin and are the proud grandparents of John Michael Kehn and Aubrey Anne Kehn.



Jeremy Pratchard
HogWild Band

A native Oklahoman, Pratchard received his bachelor of music education degree from Oklahoma and his master of music degree in percussion performance from Texas Tech.

At Arkansas, Pratchard assists in the direction of the Razorback

Marching Band, directs the Lady Razorback basketball and volleyball bands, and the Concert Band.

Prior to joining Arkansas, he taught at Texas Tech, where he served as assistant director of bands and director of marching percussion.



Kraig Jimenez
Cheer Coach

Kraig Jimenez is in his sixth year as cheer coach for the Arkansas Razorbacks. He has been a head camp instructor for Universal Cheerleaders Association for nine years. Jimenez is from Houston, Texas and cheered four years at the University of Nebraska.

LADY RAZORBACK BASKETBALL CAMP

Tom Collen and the Lady Razorbacks are set for another summer of fun with Lady Razorback Basketball Camp. There are several camps to choose from and two ways to attend the Lady'Back camps.

Lady Razorback Basketball Camp provides youngsters entering kindergarten through graduating seniors the chance to work on different aspects of the game with the University of Arkansas coaching staff, highly respected college and high school coaches from around the country and the Lady'Back basketball team.

The camps utilize both Bud Walton Arena and Barnhill Arena for sessions. The individual camp runs for four days and is based on teaching a broad range of skills. Lil'Back Camp consists of one morning session for three days. The focus is fun and learning very basic fundamentals of the game. The first position camp, for grades 6-12, runs three days and focuses on the individual's particular position. The second position camp is a two-day event for grades 4 through 8.

Elite camp is for players taking their game up a notch and wanting to compete at the highest level. Advanced skill instruction is taught by exceptional staff members and Lady'Back players. Finally, team




camp is for junior high, junior varsity, and varsity teams wanting to compete against other teams from around the country.

Campers can either attend as day campers or overnight. Overnight fees include room and board at the University's Pomfret Honors Quarters.

For more information, registration fees and deadlines, contact Amber Shirey at 479-575-3000. On-line registration will be available through www.ladybacks.com.

CELEBRATING 15 YEARS OF STATS ON THE ROAD: THE ARKANSAS LADY RAZORBACK STAT CREW

Heading for Nashville in 2008 to create and distribute the official live statistics for the Southeastern Conference women's basketball tournament, the Arkansas Lady Razorback stat crew celebrates a decade and a half of providing box scores and streaming data for Arkansas home games and high-profile women's hoops events around the country. Returning for another tour of duty is Ben Pinter, who heads up the Lady'Back statistical crew. Pinter and the Lady'Back stat crew have probably worked more women's collegiate basketball games the past 15 years (over 300) than any other group in the country. For 1999-2000 alone, it was 41 games in four different locations. Not only Arkansas' home events, the Lady'Back stat crew has been the official stats crew for the SEC tournament for 11 of the past 14 seasons,



and is heading out for another trip this March in Nashville. Since Arkansas joined the SEC, its women's hoops crew has been the official stats at every venue used by the league except one. Just like the Final Four Lady'Backs in 1998, the Lady Razorback stat crew took its game to the next level by serving as the official stat crew for the NCAA Division II Women's Championship in Pine Bluff, Ark., for the entire three-year stay of the event at the Pine Bluff Convention Center (1998-2000). On the heels of the Lady'Back team Final Four, the Arkansas stat crew received the honor of becoming the NCAA Division I Women's Final Four stat crew in 1999, 2000 and 2002. Combined with the 1999 Women's NIT, two of Arkansas' top statisticians, Pinter and former NLU chief statistician Don Wheeler, scored a unique trifecta as they worked, in succession and in the space of eight days, the Division II Championship, the WNIT Championship and the Division I Championship games. Ben's brother, Frank, and Bill Smith joined Wheeler as the NCAA Final Four official stat crew in 1999, 2000 and 2002. Pinter and Wheeler made internet history at the 1996 SEC Championship with the worldwide first use of the LiveStats link, bringing the court-side statistics of the entire SEC Women's Tournament to the internet in real time. Ben Pinter is a field representative for IBM in Fayetteville while Frank works with another national computing firm, Axiom. Joining the traveling squad in the past few years are Chad and Jackie Collie, and Jay Rodman. On occasions like North Little Rock and last year in Duluth, the entire table crew attending, bringing Keith Line on the official book, Bill Mock on game clock, David Cox on scoreboard and Martha Neal on shot clock. The crackerjack WCO crew members along with a nationwide network of former StatPersons are hoping for yet another

postseason assignment. Are you up to the challenge? WCO is always looking for persons to join the StatPersons. If you have background with computers or basketball statistics, please contact Bill Smith to apply.

At left, the 1999, 2000 and 2002 Final Four crews
On the right, from Chattanooga (above right) to Duluth (at right) the Lady'Back crew is a regular at the SEC tournament.



University of Arkansas Women's Athletics Department Senior Administrators



Tracey Stehlik
Senior Associate
Athletic Director

Entering her 23rd year with the Arkansas Women's Athletics Department, Tracey Mays Stehlik was promoted to senior associate athletic director in 2004. Stehlik oversees compliance, operations and event management for the Lady Razorbacks. She joined the administrative side of the department in 1995, promoted to associate in 1997. Stehlik served as the meet director for the NCAA Indoor Championships for the past five years. As an assistant basketball coach, she recruited some of the greatest Arkansas players and helped lead UA to back-to-back Southwest Conference titles. She has the distinction of scoring the first point in Alabama-Birmingham women's basketball history as a member of the first Blazer team. She and husband, Wayne have two daughters, Mollie and Maggie.



Julie Cain
Associate AD for
Sports Medicine
and Special Projects

Julie Cain begins her 14th season with the Lady Razorbacks. Promoted to Associate Athletic Director in the spring of 2007, Cain added responsibility for most of the building and renovation projects for the Lady Backs while still serving as the head athletic trainer. Starting in 2004, Cain also serves as the facilities coordinator for the department responsible for all Lady Back buildings. A 1985 graduate of the University of Illinois, she restructured the sports medicine department, including the expansion of the existing training room. Prior to Arkansas, Cain was an assistant athletic trainer at the University of Texas. While at Texas Cain worked with several world-class and Olympic athletes as well as the 1988 volleyball, 1989 track and 1991 swimming national championship teams.



Kim Harter
Associate AD
for Business

Kim Harter starts her 17th year with the University of Arkansas Women's Athletics Department as the business manager. Starting with the Lady Backs in 1991, she was promoted to Associate Athletic Director in 1996. As the first associate AD for business affairs in the Women's Department, she has set procedures for all financial aspects of the department. A University graduate, Harter, a certified public accountant, graduated cum laude from the College of Business as a returning student. She worked in a CPA firm for two years and was the manager of a financial institution for 13 years prior to joining the Lady Razorback staff. She and husband Lance (the UA women's track and cross country coach) have five children: Jeff, Meagan, Alison, Christie and Josh.



Melissa Harwood-Rom
Associate AD
for Student Affairs

Joining the University in 1989 as its first full-time academic counselor for Women's Athletics, Melissa Harwood-Rom is an Arkansas alumna. She currently works with academic eligibility and assists with student affairs for the department. She earned her degree with honors in English in 1979. She completed a master's in English at Oklahoma State, then finished a second master's in economics at Washington State. Her husband, Dr. Curt R. Rom, is a professor of horticulture at the University. The Roms have two daughters, 14-year-old Zoe and 11-year-old Clio.



Chris Pohl
Associate AD
for Marketing
and Promotions

Chris Pohl begins her sixth year with the Lady Razorbacks as the director of the marketing and promotions program for all 11 Lady Razorback sports. She is the first associate AD charged with promotion for women's sports. Pohl spent 11 years with the NCAA prior to Arkansas, and was best known as the NCAA's staff liaison to the Division I Women's Volleyball Championship and the Division I Softball Championship. A 1981 graduate of Central Michigan where she also played on the Chippewas' women's basketball team, Pohl earned her master's degree in 1984 from Penn State.



Bill Smith
Associate AD
for Communications

Beginning his 19th season at Arkansas, Bill Smith was promoted to associate athletic director in September 1999. He coordinates all publications and public relations for the Lady Razorbacks. An internet pioneer, Smith took Arkansas on-line in 1994 and continues as the lead designer and manager for ladybacks.com. He also started the first radio network and television show for Women's Athletics. Smith joined UA after four years as assistant SID at Northeast Louisiana. His publications at NLU and Arkansas have earned over 30 regional and national awards, including 11 Best in the Nation from CoSIDA. A 1984 journalism graduate of NLU in 1984, he earned his master's at NLU in 1989 and his doctorate at Arkansas in 1999. Smith and his wife Libby have two children, son Will and daughter Ashley.



Deedee Campbell
Assistant AD
for Academics

Beginning her fourth year as a full-time staff member, Deedee Brown-Campbell was promoted to assistant athletic director during the summer of 2006. Brown-Campbell oversees the academic center and supervises the Lady Backs' staff of academic assistants with each team. She also administers the department's tutoring program, focus (study hall) hours and fifth-year and summer school programs. In addition, she is the director for the HAWGS Life-Skills program for the Women's Athletics Department. The former Arkansas heptathlon all-American, she was hired full time in January 2004 as the assistant director of academic support, and promoted to director in the summer of 2004. She married Razorback football player Marcus Campbell in 2005, and the couple are expecting their first child.



Sean Rochelle
Assistant AD for
Development

Sean Rochelle joined Women's Athletics as the director of development in February 2007 and was promoted to assistant AD in August. A former associate director for corporate and foundation relations, Rochelle oversees the Lady Razorback Foundation and coordinates other outreach activities. Prior to Arkansas, Rochelle spent the past five years at Azusa Pacific where he was the chair of the department of exercise and sport science. A two-time academic all-America quarterback at Arkansas-Monticello, Rochelle was recently inducted into the UAM Sports Hall of Fame. Before shifting to an academic and administrative career, Rochelle served as a graduate assistant football coach at UA and Clemson and an assistant coach at UAM and APU. He earned his bachelor's degree from UAM, then received his master's in 1989 and his Ed.D. in 1999 at UA. Rochelle and his wife, Caroline, have two daughters, Abigail and Ellison.

A Leader for Women from the Beginning

Arkansas' first graduating class in 1876 had nine students, four of whom were women, a very high percentage for the age. One, Nettie Barnett Barnes, is honored with a special plaque in the entrance of Old Main, the original building of the University. The inscription reads: "In the spirit of Arkansas, with her diploma in the saddlebags, she rode off on a mule to her first teaching assignment."

University of Arkansas Women's Athletics Department Support Staff

J.C. Moreau

Head Strength Coach

Joining the Lady Razorback staff in the summer of 2004, J.C. Moreau begins his fourth season with the Lady Razorbacks. Moreau is in charge of the strength and conditioning for all 11 Lady Razorback sports. While an assistant at Memphis, Moreau was in charge of soccer, cross country and volleyball teams as well as the men's sprinters. He also assisted with Memphis' football and baseball programs. Moreau began his career at Colgate University in 1999 before making stops at Lafayette (Pa.) College and Memphis. A certified sports performance coach, he graduated from Colgate with a degree in history in 2000. He earned his master's degree at Memphis in human movement science and education.



Marcus Campbell

Assistant Strength Coach

Marcus Campbell joined the Lady Razorback strength and conditioning staff in January of 2006, but he is no stranger to the Razorbacks. Campbell's responsibilities include implementing strength and conditioning workouts for all 11 women's athletics teams. A two-sport athlete at Arkansas in football and track, Campbell played professional football for the Baltimore Ravens as a free agent in 1998-99. After retiring from football, Campbell held a congressional internship under Congressman John Boozman and worked in loss prevention at Wal-Mart. Campbell earned his bachelor of arts in criminal justice from UA in May 2005. He is married to Assistant Athletic Director for Academics Deedee Campbell.



Jennifer Jallo

Assistant Athletic Trainer

Jennifer Jallo joined the University of Arkansas in fall of 2002 as the primary athletic trainer for gymnastics and supervises training room support for the swim and soccer teams. She has extensive national and international experience, working at Bela Karolyi's Ranch in Huntsville, Texas, where she worked with the USA national and international elite gymnastics teams. Jallo recently traveled in support of US athletes in the Far East in 2007. Prior to Arkansas, Jallo worked at Oklahoma State and Lehigh. A 1997 graduate of North Dakota with a bachelor's degree in athletic training, Jallo attended Michigan State for her master's degree.



Jeremy Brazier

Assistant Athletic Trainer

Jeremy Brazier begins his second year at Arkansas, working with women's basketball and golf, plus overseeing the LadyBack equipment room. He joined UA from Tennessee-Martin where he handled football and served as an adjunct instructor. Brazier performed graduate work at Ohio State toward his master's degree in allied health management where he worked with the women's ice hockey and volleyball teams. A 2000 graduate of Oklahoma State, Brazier also worked with several professional football teams including the Dallas Cowboys and Philadelphia Eagles, but perhaps his most unique resume line was NFL Europe as trainer for the Scottish Claymores. Brazier and wife, Diana, live in the Fayetteville area.



Blair Cartwright
New Media



Celice Clark
Administration



Kathi George
Scholarships



John Griffith
Facilities



Kevin Jones
Grounds



Debbie LeMaster
Purchasing



Doug Lopshire
Facilities



Jean Nail
Spirit Group Coordinator



Leigh Ann Neal
Facilities



Lindley Pettie
Development



Phil Pierce
Communications



Gary Schwartz
Compliance & Events



Mark Scobey
Razorback Ticket Office



Jeri Thorpe
Communications



Tanya Webb
Travel



THE ARKANSAS



Home Sweet Home

Over the 30 years of Lady'Back basketball, more than 900,000 fans have attended Lady'Back games. One of the largest on-campus facilities in the nation, Walton Arena has been the home for Lady Razorback since it opened in 1993-94. Walton Arena provides an atmosphere for women's basketball like no other.



HOME GAME ATMOSPHERE

There is nothing quite like emerging from the Big Pig onto the court at Bud Walton Arena.





Media Coverage

It's not just the Tom Colten press conference. Three daily newspapers, AP top 25 voters, four local TV stations plus statewide media are regulars on press row.

EXPERIENCE



LADYBACKS
THE FUTURE

The Wall of Graduates



The first thing every player sees when she walks out of the dressing area of the Lady Razorback locker room is the Wall of Graduates. The names of every Lady Razorback basketball player who completed her eligibility at Arkansas and received her degree are etched in wooden plaques. Not unlike the University's Senior Walk, the Wall of Graduates is a daily reminder to the current Lady'Back team of their most important individual goal at Arkansas.



Community

Being a part of the community is important to the Lady Razorbacks. Regular participation in several service projects is just another part of being on the women's basketball team. Ranging from Christmas with the Razorbacks to assisting special needs families during the holidays to speaking at Arkansas Athletes Outreach Champions of Character events, the Lady'Backs pride themselves on being there for others.



The recent hurricane disasters on the Gulf Coast were another chance for the Lady'Backs to reach out. The team helped serve meals to evacuees living in the Northwest Arkansas area, and participated in get-togethers for children at the AAO complex.

ALL ACCESS ON-LINE

Fans and friends of the Lady Razorbacks can listen to every game at LADYBACKS.COM, but with the ALL ACCESS pass, they can also watch over a dozen games via the internet and see postgame highlights after every home game.

To get your ALL ACCESS pass, click on the ALL ACCESS button (shown at right) which is located on the right side of every page at LADYBACKS.COM.



BASKETBALL LOCKER ROOM

When the Women's Athletics Department expanded its basketball locker room, it became a famous television star and the model for countless men's and women's locker rooms across the country. The leader moves ahead again with technology upgrades and a new, clean decorator's touch.

For all the changes, the one-of-a-kind "court wall" remains the signature feature of the Lady Razorback locker room. Designed to promote a home atmosphere with separate team meeting and dressing areas, the locker room became a star from its opening season. Starting with features on PRIME Sports, SportSouth, ESPN, FoxSportsNet and national athletic management magazines, the locker room became a highly requested shooting location.

Among the upgrades for this



season are HD flat screen televisions and state-of-the-art gaming machines for downtime in the locker room.

The original locker room now serves as the dressing area for the team.

Several amenities such as new carpeting, expansion of lockers and a separate dressing table were added.

A team lounge and meeting room was built outside the old locker room. One of the most unique features of the meeting area is the 1/5th scale replica of the Bud Walton Arena floor which adorns one entire wall. Constructed of the same maple hardwood used on Walton's playing area, it provides the hallmark of the facility.



There is no place like home . . . unless it is the Lady Razorback locker room. The recent re-decoration of the locker room added new seating in the team lounge (above) and a flat-screen HDTV, complete with a video game system for down time in the

locker room. There is also a projection screen system in the ceiling for team film meetings. The team meeting space before games is located nearby (at bottom left), and is separate from the team lockers and dressing area (at bottom right). This provides privacy for the team, and a comfortable space to prepare for games at Bud Walton Arena. The lockers (at right) have ample space for gear and personal items.



OPPONENTS

LIPSCOMB

Game 1: Sunday, Nov. 11, 2007 -- 7:00 PM
Bud Walton Arena -- Fayetteville, Ark.

www.lipscombsports.com

Location: Nashville, Tenn.

Enrollment: 2,563

Nickname: Lady Bison

Home Court: Allen Arena (5,028)

Head Coach: Frank Bennett

Record at School: 547-323 (28th season)

Overall Record: Same

Office Phone: (615) 279-6479

Assistant Coaches: Billy Snell (Lipscomb, 1993),
Katie Beth Pate (Lipscomb, 2007)

Basketball SID: Mark McGee

Office Phone: (615) 279-5862

Home Phone: (615) 479-4204

Fax: (615) 269-1806

Press Row Phone: (615) 479-4204

E-mail: mark.mcgee@lipscomb.edu

2006-07 Record: 8-21

Conference: Atlantic Sun (6-12)

Post Season: N/A

Letters/Starters Returning: 9/3

Top Returnees:

Name	Ht.	Cl.	Pos.	ppg	rpg
Catie Woods	5-7	SR	PG	11.2	2.4
Dana Carrigan	5-7	SR	G	8.8	3.6
Miriam McAlister	6-1	SO	P	11.5	10.0

Lady'Backs vs. Lipscomb

Series: Arkansas leads 1-0		Streak: Arkansas W1	
In Fayetteville: 0-0		In Nashville: 1-0	Neutral: 0-0
YEAR	RESULT	SITE	
06-07	Arkansas 77, Lipscomb 39	Nashville, Tenn.	



2007-08 Lady Bison Schedule

Nov. 9	at Tennessee-Martin
Nov. 11	at ARKANSAS
Nov. 13	Fisk
Nov. 15	Bowling Green
N. 23-25	Tourn.
N. 30-D. 1	Tourn.
Dec. 4	at Samford
Dec. 15	Murray State
Dec. 20	at Tennessee State
Dec. 22	at Vanderbilt
Jan. 5	at Gardner-Webb
Jan. 7	at Campbell
Jan. 12	Belmont
Jan. 19	ETSU
Jan. 21	USC Upstate
Jan. 24	Evansville
Jan. 26	at Kennesaw State
Jan. 28	at Mercer
Feb. 2	Stetson
Feb. 4	at Florida Gulf Coast
Feb. 9	Jacksonville
Feb. 11	North Florida
Feb. 16	at ETSU
Feb. 18	at USC Upstate
Feb. 23	at Belmont
Feb. 28	Gardner-Webb
Mar. 1	Campbell
Mar. 5-8	Atlantic Sun Tourn.



Frank Bennett



Catie Woods

JACKSON STATE

Game 2: Wednesday, Nov. 14, 2007 -- 7:00 PM
Bud Walton Arena -- Fayetteville, Ark.

www.jsutigers.com

Location: Jackson, Miss.

Enrollment: 8,416

Nickname: Lady Tigers

Home Court: Lee E. Williams Athletics and Assembly Center (8,000)

Head Coach: Denise Taylor

Record at School: 72-47 (5 years)

Overall Record: 146-110 (10 seasons)

Office Phone: 601-979-2818

Assistant Coaches: Larry McNeil (Talladega, Tomekia Reed
(Southern Miss)

Basketball SID: Wesley Peterson

Office Phone: 601-979-5899

Cell Phone: 601-503-5898

Fax: 601-979-2000

Press Row Phone: n/a

E-mail: wesley.peterson@jsums.edu

2006-07 Record: 22-11

Conference: Southwestern Athletic (14-4 1st)

Postseason: n/a

Letters/Starters Returning: 7/3

Top Returnees:

Name	Ht.	Cl.	Pos.	ppg	rpg
Nyasha Chambwe	5-10	SR	F		
LaSheree Christian	5-6	SR	PG		
Carena Easley	5-10	SR	G		

Lady'Backs vs. Jackson State

Series: Arkansas leads 1-0		Streak: Arkansas W1	
In Fayetteville: 1-0		In Jackson: 0-0	Neutral: 0-0
YEAR	RESULT	SITE	
80-81	Arkansas 82, Jackson St. 39	Fayetteville	



2007-08 Lady Tigers Schedule

Nov. 14	at ARKANSAS
Nov. 19	McNeese State
N. 23-24	Loyola Mmt Tourn.
Nov. 27	at Georgia State
N. 30-D. 1	Marshall Tourn.
Dec. 7	at South Carolina
Dec. 20	Northwestern St.
Jan. 2	at Georgia Tech
Jan. 5	Alabama A&M
Jan. 7	Alabama State
Jan. 12	at Alcorn State
Jan. 14	at Southern
Jan. 19	Prairie View
Jan. 21	Texas Southern
Jan. 26	Grambling State
Feb. 2	at Miss Valley State
Feb. 4	at Arkansas-PB
Feb. 9	Alcorn State
Feb. 11	Southern
Feb. 16	at Texas Southern
Feb. 18	at Prairie View
Feb. 23	at Grambling State
Mar. 1	Miss Valley
Mar. 3	Arkansas-PB
Mar. 6	at Alabama A&M
Mar. 8	at Alabama State
M. 12-15	SWAC Tournament



Denise Taylor



LaSheree Christian

AUSTIN PEAY

Game 3: Saturday, Nov. 17, 2007 -- TBA
Bud Walton Arena -- Fayetteville, Ark.

www.apsugovernors.com

Location: Clarksville, Tenn.

Enrollment: 9,207

Nickname: Lady Govs

Home Court: Dunn Center (7,875)

Head Coach: Carrie Daniels

Record at School: 10-20 (1 years)

Overall Record: Same

Office Phone: (931) 221-7202

Assistant Coaches: Marcus Payne (Southwestern '86), Camryn
Whitaker (WKU '05), Cammie Campbell (WKU '07)

Basketball SID: Cody Bush

Office Phone: (931) 221-7561

Home Phone: (931) 906-5712

Fax: (931) 221-7562

Press Row Phone: (931) 221-7155

E-mail: bushc@apsu.edu

2006-07 Record: 10-20

Conference: Ohio Valley (9-11, 8th)

Post Season: OVC Tournament

Letters/Starters Returning: 6/2

Top Returnees:

Name	Ht.	Cl.	Pos.	ppg	rpg
Kellea Reeves	6-2	SR	C	10.1	4.8
Ashlee McGee	5-6	SR	PG	8.8	3.3
Amber Bacon	5-6	SR	G	9.8	3.8

Lady'Backs vs. Austin Peay

Series: Arkansas leads 1-0		Streak: Arkansas W1	
In Fayetteville: 0-0		In Clarksville: 1-0	Neutral: 0-0
YEAR	RESULT	SITE	
06-07	Arkansas 58 APSU 46	Clarksville, Tenn.	



2007-08 Lady Govs Schedule

Nov. 9	Chattanooga
Nov. 17	at ARKANSAS
N. 23-24	USM Tournament
Nov. 28	Southern Illinois
Dec. 1	at Kennesaw State
Dec. 06	Morehead State
Dec. 08	Eastern Kentucky
Dec. 15	Middle Tennessee
Dec. 20	at UNLV
Dec. 21	Ball State/Liberty
Jan. 3	Tennessee Tech
Jan. 5	Jacksonville State
Jan. 7	Eastern Illinois
Jan. 10	at Murray State
Jan. 12	Southeast Missouri
Jan. 17	Tennessee-Martin
Jan. 24	at Jacksonville St
Jan. 26	at Samford
Jan. 31	Murray State
Feb. 2	Tennessee State
Feb. 7	at Eastern Illinois
Feb. 9	Samford
Feb. 11	at Tennessee State
Feb. 16	Tennessee Tech
Feb. 20	at SE Missouri
Feb. 23	at Tennessee-Martin
Feb. 28	at Eastern Kentucky
Mar. 1	at Morehead State
M. 4-8	Ohio Valley Tourn.



Carrie Daniels



Ashlee McGee

TULSA

Game 4: Tuesday, Nov. 20, 2007 -- 7:00 PM
Bud Walton Arena -- Fayetteville, Ark.

www.tulsahurricane.com

Location: Tulsa, Okla.

Enrollment: 4,100

Nickname: Golden Hurricane

Home Court: Donald W. Reynolds Center (8,355)

Head Coach: Charlene Thomas-Swinson

Record at School: 37-25 (2 years)

Overall Record: 61-86 (6 years)

Office Phone: (918) 631-2391

Assistant Coaches: La Tricia Gunnells (St. John's '99), Chandra Dorsey (Mississippi '01), Rebecca Kates (Miss St. '05)

Basketball SID: Stephanie Hall

Office Phone: (918) 631-2163

Home Phone: (918) 232-2393

Fax: (918) 631-3913

Press Row Phone: (918) 631-5400/5401

E-mail: Stephanie-hall@utulsa.edu

2006-07 Record: 11-19

Conference: C-USA (5-11, 9th)

Post Season: n/a

Letters/Starters Returning: 4/1

Top Returnees:

Name	Ht.	Cl.	Pos.	ppg	rpg
Teka Brooks	6-1	SO	F	4.5	3.5
Dana Idlet	6-4	SR	C	4.5	2.6

Lady'Backs vs. Tulsa

Series: Arkansas leads 15-2

In Fayetteville: 7-1

Streak: Arkansas W1

In Tulsa: 8-1

YEAR	RESULT	SITE	YEAR	RESULT	SITE
76-77	TU 55, Ark. 47	Tulsa	85-86	Ark. 62, TU 49	Tulsa
76-77	Ark. 59, TU 48	Fayetteville	99-00	Ark. 80, TU 62	Tulsa
77-78	Ark. 68, TU 50	Tulsa	00-01	UA 101, TU 60	Fayetteville
77-78	Ark. 69, TU 49	Fayetteville	01-02	Ark. 55, TU 52	Tulsa
78-79	Ark. 79, TU 76	Tulsa	02-03	Ark. 66, TU 49	Fayetteville
78-79	Ark. 66, TU 47	Fayetteville	03-04	Ark. 64, TU 43	Tulsa
80-81	Ark. 88, TU 68	Fayetteville	05-06	TU 66, UA 64	Fayetteville
81-82	Ark. 76, TU 60	Tulsa	06-07	Ark. 78, TU 67	Tulsa
84-85	Ark. 88, TU 54	Fayetteville			



2007-08 Golden Hurricane Schedule

Nov. 10	Southeast Missouri
Nov. 13	Oral Roberts
Nov. 17	at South Alabama
Nov. 20	at ARKANSAS
N. 23-24	Tulsa Tournament
Nov. 28	Arkansas-Little Rock
Dec. 1	Texas-San Antonio
Dec. 4	at Missouri State
Dec. 8	Oklahoma
D. 18-19	Caribbean Classic
Dec. 29	Stephen F. Austin
Jan. 5	SMU
Jan. 11	Southern Miss
Jan. 13	Central Florida
Jan. 18	at Marshall
Jan. 20	at East Carolina
Jan. 26	at SMU
Jan. 31	Tulane
Feb. 2	UTEP
Feb. 7	at Houston
Feb. 9	at Rice
Feb. 14	UAB
Feb. 17	at Memphis
Feb. 21	Houston
Feb. 23	Rice
Feb. 28	at Tulane
Mar. 1	at UTEP
M. 6-9	C-USA Championship



Charlene Thomas-Swinson



Dana Idlet

GEORGIA SOUTHERN NEW ORLEANS

Game 5: Friday, Nov. 23, 2007 -- 5:00 PM
UTSA Thanksgiving Classic, San Antonio, Texas

www.georgiasoutherneagles.com

Location: Statesboro, Ga.

Enrollment: 16,425

Nickname: Eagles

Home Court: Hanner Fieldhouse (4,358)

Head Coach: Rusty Cram

Record at School: 167-151 (11 years)

Overall Record: Same

Office Phone: n/a

Assistant Coaches: Regina Days-Bryan (Ga. Southern), Mary Perry (Ga. Southern), Lee DuBose (Ga. Southern)

Basketball SID: David Headrick

Office Phone: 912-681-5448

Home Phone: n/a

Fax: 912-681-0046

Press Row Phone: 912-681-5289

E-mail: dheadrick@georgiasouthern.edu

2006-07 Record: 13-18

Conference: Southern (7-11 T5th)

Postseason: n/a

Letters/Starters Returning: 10/5

Top Returnees:

Name	Ht.	Cl.	Pos.	ppg	rpg
Tiffany Brown	5-5	SR	G	15.1	4.6
Carolyn Whitney	5-7	SO	G	9.5	3.1
Shawanda Atwood	5-10	SR	G	8.7	5.0

Lady'Backs vs. Ga. Southern

Series: Arkansas leads 1-0

In Fayetteville: 1-0

Streak: Arkansas W1

In Statesboro: 0-0 Neutral: 0-0

YEAR	RESULT	SITE
97-98	Arkansas 104, GSU 71	Fayetteville



2007-08 Eagles Schedule

Nov. 9	at Jacksonville
Nov. 11	at Stetson
Nov. 13	at Georgia
Nov. 20	Jacksonville State
Nov. 23	ARKANSAS (UTSA)
Nov. 24	at Texas-San Antonio
Nov. 29	Davidson
Dec. 1	USC Upstate
Dec. 9	at Georgia Tech
Dec. 16	Appalachian State
Dec. 20	Presbyterian
D. 27-28	VCU Tournament
Jan. 5	at UNC-Greensboro
Jan. 7	at Elon
Jan. 12	Wofford
Jan. 14	Furman
Jan. 19	Charleston
Jan. 26	at Western Carolina
Jan. 28	at Chattanooga
Feb. 2	UNC-Greensboro
Feb. 5	Elon
Feb. 9	at Wofford
Feb. 11	at Furman
Feb. 16	at Charleston
Feb. 23	Western Carolina
Feb. 25	Chattanooga
Feb. 28	at Davidson
Mar. 2	at Appalachian St.
M. 3-10	Southern Tourn.



Rusty Cram



Carolyn Whitney

Game 6: Saturday, Nov. 24, 2007 -- 2:00 PM
UTSA Thanksgiving Classic, San Antonio, Texas

www.unoprivateers.com

Location: New Orleans, La.

Enrollment: 11,446

Nickname: Lady Privateers

Home Court: Human Performance Center (1,200)

Head Coach: Amy Champion

Record at School: 14-72 (4 years)

Overall Record: Same

Office Phone: n/a

Assistant Coaches: Sally Jeter (UAB), Keeshawn Carter (UNO)

Basketball SID: TBD

Office Phone: 504-280-6284

Home Phone: n/a

Fax: 504-280-7240

Press Row Phone: n/a

E-mail: n/a

2006-07 Record: 9-21

Conference: Sun Belt (3-15)

Postseason: n/a

Letters/Starters Returning: 10/5

Top Returnees:

Name	Ht.	Cl.	Pos.	ppg	rpg
Le'Della English	5-9	SR	G	14.0	3.8
Talishia Young	6-3	JR	F	11.0	6.7
Jada Frazier	5-10	SR	G	8.0	3.8

Lady'Backs vs. New Orleans

Series: Arkansas 6-0

In Fayetteville: 3-0

Streak: Arkansas W6

In New Orleans: 2-0 Neutral: 1-0

YEAR	RESULT	SITE
79-80	Arkansas 71, UNO 47	New Orleans
81-82	Arkansas 76, UNO 74	Lubbock, TX
88-89	Arkansas 61, UNO 60	Fayetteville
89-90	Arkansas 71, UNO 63	New Orleans
93-94	Arkansas 60, UNO 59	Fayetteville
05-06	Arkansas 84, UNO 46	Fayetteville



2007-08 Privateers Schedule

Nov. 11	Stephen F. Austin
Nov. 16	at McNeese State
Nov. 19	at Northwestern St.
Nov. 23	at UTSA
Nov. 24	ARKANSAS (@UTSA)
Nov. 27	Nicholls State
N.30-D.1	UNO Tournament
Dec. 9	at Texas A&M
Dec. 15	UALR
Dec. 22	Arkansas State
Dec. 30	at LSU
Jan. 2	at SE Louisiana
Jan. 5	at La-Lafayette
Jan. 10	Denver
Jan. 12	South Alabama
Jan. 17	at North Texas
Jan. 19	at Middle Tenn.
Jan. 24	Western Kentucky
Jan. 26	at Florida Intl
Feb. 2	Troy
Feb. 9	La-Monroe
Feb. 14	at Arkansas State
Feb. 21	La-Lafayette
Feb. 24	at Denver
Feb. 27	at South Alabama
Mar. 1	North Texas
Mar. 3	Sun Belt Tournament
M. x-x	



Amy Champion



Le'Della English

MISSOURI

Game 7: Wednesday, Nov. 28, 2007 -- 6:30 PM
Mizzou Arena, Columbia, Mo.

www.mutigers.com

Location: Columbia, Mo.

Enrollment: 28,070

Nickname: Tigers

Home Court: Mizzou Arena (15,061)

Head Coach: Cindy Stein

Record at School: 150-121 (9 years)

Overall Record: 215-146 (12 years)

Office Phone: 573-882-1002

Assistant Coaches: Lynnette Robinson (Illinois), Matt Daniel (Harding), Allison Guth (Illinois)

Basketball SID: Kate Lakin

Office Phone: 573-882-2531

Home Phone: 573-356-6114

Fax: 573-882-4720

Press Row Phone: 573-882-1442

E-mail: lakinke@mizzouri.edu

2006-07 Record: 17-14

Conference: Big 12 (5-11, 10th)

Postseason: n/a

Letters/Starters Returning: 6/1

Top Returnees:

Name	Ht.	Cl.	Pos.	ppg	rpg
Alyssa Hollins	6-0	JR	G	11.5	3.0
Jessra Johnson	6-1	SO	F	3.6	2.7

Lady'Backs vs. Missouri

Series: Arkansas leads 4-3 Streak: Missouri W1

In Fayetteville: 3-0 In Columbia: 1-2 Neutral: 0-1

YEAR	RESULT	SITE
85-86	Missouri 66, Arkansas 65	Columbia
86-87	Missouri 69, Arkansas 66	Bowling Green, KY
97-98	Arkansas 80, Missouri 79	Fayetteville
98-99	Arkansas 80, Missouri 60	Fayetteville
99-00	Arkansas 83, Missouri 76	Columbia
99-00	Arkansas 89, Missouri 88 (OT)	Fayetteville
00-01	Missouri 79, Arkansas 67	Columbia



2007-08 Tigers Schedule

Nov. 9 Murray State
Nov. 15 Eastern Illinois
Nov. 18 at SD State
N. 24-25 FAU Invitational
Nov. 28 ARKANSAS
Dec. 1 Texas State
D. 7-8 State Farm Tiger
Dec. 15 UMKC
Dec. 19 Illinois
D. 28-29 Marriott Cavalier
Jan. 9 Colorado
Jan. 12 Texas Tech
Jan. 16 at Oklahoma St.
Jan. 19 at Kansas
Jan. 23 Baylor
Jan. 26 at Texas
Jan. 29 at Texas A&M
Feb. 2 Nebraska
Feb. 6 Oklahoma
Feb. 9 at Iowa State
Feb. 17 at Kansas State
Feb. 21 at Nebraska
Feb. 24 Kansas
Feb. 27 Iowa State
Mar. 1 at Kansas State
Mar. 5 at Colorado
M. 11-15 Big 12 Tournament



Cindy Stein



Alyssa Hollins

CLEMSON

Game 8: Sunday, Dec. 2, 2007 -- 2:00 PM
Bud Walton Arena -- Fayetteville, Ark.

www.clemsonigers.com

Location: Clemson, S.C.

Enrollment: 17,309

Nickname: Tigers

Home Court: Littlejohn Coliseum (10,000)

Head Coach: Cristy McKinney

Record at School: 20-39 (2 years)

Overall Record: 236-178 (13 years)

Office Phone: (864) 656-2212

Assistant Coaches: Shanice Stephens (Oklahoma State '93), Todd Steelman (John Brown '89), Saudia Roundtree (Georgia '96)

Basketball SID: Christine Long

Office Phone: (864) 656-1920

Home Phone: (864) 829-3087

Fax: (864) 656-0299

Press Row Phone: (864) 654-3326

E-mail: longc@clemson.edu

2006-07 Record: 12-18

Conference: Atlantic Coast (4-10, 9th)

Postseason: n/a

Letters/Starters Returning: 6/1

Top Returnees:

Name	Ht.	Cl.	Pos.	ppg	rpg
Tasha Taylor	5-9	SR	G	11.9	3.3
D'Leshia Lloyd	6-0	SR	F	14.4	6.5
Lele Hardy	6-1	SO	F	11.6	6.9

Lady'Backs vs. Clemson

Series: Arkansas leads 1-0 Streak: Arkansas W1

In Fayetteville: 0-0 In Clemson: 0-0 Neutral: 1-0

YEAR	RESULT	SITE
01-02	Arkansas 78, Clemson 68	Manhattan, KS (NCAA 1st)



2007-08 Tigers Schedule

Nov. 7 Anderson
Nov. 10 ARKANSAS
Nov. 13 College of Charleston
Nov. 16 Chattanooga
Nov. 20 South Carolina
Nov. 24-25 Maine Tournament
Nov. 29 Furman
Dec. 3 @ Vanderbilt
Dec. 6 @ James Madison
Dec. 10 Kennesaw State
Dec. 17 @ Tennessee Tech
Dec. 19 Dayton
Dec. 22 Wofford
Dec. 29 @ Duquesne
Jan. 2 Charlotte
Jan. 5 @ Wake Forest
Jan. 7 Georgia Tech
Jan. 11 North Carolina
Jan. 18 Florida State
Jan. 21 @ Boston College
Jan. 25 Maryland
Jan. 28 @ Miami
Feb. 5 @ Duke
Feb. 8 @ North Carolina St.
Feb. 11 Virginia Tech
Feb. 15 Wake Forest
Feb. 19 @ Georgia Tech
Feb. 22 @ Florida State
Feb. 25 Virginia
Mar. 1-4 ACC Tournament



Cristy McKinney



Tasha Taylor

SAM HOUSTON STATE

Game 9: Tuesday, Dec. 4, 2007 -- 7:00 PM
Bud Walton Arena -- Fayetteville, Ark.

www.gobearkats.com

Location: Huntsville, Texas

Enrollment: 15,916

Nickname: Bearkats

Home Court: Bernard G. Johnson Coliseum

Head Coach: Brenda Welch-Nichols

Record at School: 5-24 (1 year)

Overall Record: 136-155 (10 years)

Office Phone: n/a

Assistant Coaches: David Beaver, Jamene Caldwell

Basketball SID: Paul Ridings

Office Phone: 936-294-1764

Home Phone: n/a

Fax: 936-294-3538

Press Row Phone: 936-294-1838

E-mail: ridings@shsu.edu

2006-07 Record: 5-24

Conference: Southland (2-14, 11th)

Postseason: n/a

Letters/Starters Returning: 6/3

Top Returnees:

Name	Ht.	Cl.	Pos.	ppg	rpg
Ratysha Alexander	5-4	JR	G	5.5	2.4
Britney Harris	5-10	SR	F	8.6	3.0

Lady'Backs vs. Sam Houston

Series: Arkansas leads 2-0 Streak: Arkansas W2

In Fayetteville: 2-0 In Huntsville: 0-0 Neutral: 0-0

YEAR	RESULT	SITE
94-95	Arkansas 84, SHSU 63	Fayetteville
96-97	Arkansas 76, SHSU 51	Fayetteville



2007-08 Bearkats Schedule

Nov. 9 at Southern Miss
Nov. 11 at South Alabama
Nov. 15 North Texas
Nov. 17 at Oklahoma State
N. 23-24 Tulsa Tournament
Nov. 27 at Texas Tech
Dec. 2 at Texas
Dec. 4 at ARKANSAS
Dec. 9 UALR
Dec. 19 Auburn
Dec. 29 Louisiana Tech
Dec. 31 at Centenary
Jan. 5 McNeese State
Jan. 10 at SE Louisiana
Jan. 12 at Nicholls State
Jan. 19 Lamar
Jan. 26 at Stephen F. Austin
Jan. 31 at Texas-Arlington
Feb. 2 at Texas State
Feb. 7 Texas-San Antonio
Feb. 9 at TAMU-CC
Feb. 14 at Northwestern St.
Feb. 16 Central Arkansas
Feb. 23 Stephen F. Austin
Feb. 28 Texas-Arlington
Mar. 1 Texas State
Mar. 6 at UTSA
Mar. 8 Texas A&M-CC
M. 12-15 Southland Tourn.



Brenda Welch-Nichols



Brittney Harris

NORTHWESTERN STATE ST. LOUIS

Game 10: Wednesday, Dec. 13, 2007 -- 6:00 PM
Summit Arena, Hot Springs, Ark.

www.nsudemons.com

Location: Natchitoches, La.

Enrollment: 9,431

Nickname: Lady Demons

Home Court: Prather Coliseum (3,400)

Head Coach: Jennifer Graf

Record at School: 48-68 (4 years)

Overall Record: Same

Office Phone: 318-357-5891

Assistant Coaches: Trina Frierson (La. Tech '04), Mindy Newlee (Arkansas Tech '01)

Basketball SID: Matthew Bonnette

Office Phone: 318-357-6467

Home Phone: n/a

Fax: 318-357-4515

Press Row Phone: 318-357-6467

E-mail: bonnettem@nsula.edu

2006-07 Record: 10-20

Conference: Southland (6-10, 8th)

Postseason: n/a

Letters/Starters Returning: 9/3

Top Returnees:

Name	Ht.	Cl.	Pos.	ppg	rpg
Ashli Barnum	6-2	SR	P	12.1	6.1
Tena Matthews	5-8	SR	G	11.9	8.9

Lady'Backs vs. NW State

Series: Arkansas leads 8-3

Streak: Arkansas W5

In Fayetteville: 6-0

In Natchitoches: 0-3

Neutral: 2-0

YEAR	RESULT	SITE
80-81	NSU 73, Arkansas 62	Natchitoches
81-82	Arkansas 78, NSU 64	Fayetteville
82-83	NSU 62, Arkansas 58	Natchitoches
82-83	Arkansas 86, NSU 76	Fayetteville
83-84	Arkansas 75, NSU 73	Little Rock
92-93	NSU 77, Arkansas 62	Natchitoches
93-94	Arkansas 85, NSU 74	Fayetteville
95-96	Arkansas 84, NSU 83	Fayetteville
98-99	Arkansas 78, NSU 60	Fayetteville
02-03	Arkansas 79, NSU 60	Fayetteville



2007-08 Lady Demons Schedule

Nov. 10	Ark-Monticello
Nov. 13	at Southern
Nov. 16	Xavier
Nov. 19	UNO
N. 23-24	Memphis Tourn.
Nov. 28	at Centenary
Dec. 4	Southern
Dec. 8	La-Monroe
Dec. 13	ARKANSAS
Dec. 18	at Alcorn St.
Dec. 20	at Jackson St.
Dec. 29	LSU-Shreveport
Jan. 10	at Texas State
Jan. 12	at Texas-Arlington
Jan. 17	Texas A&M-CC
Jan. 19	Texas-San Antonio
Jan. 24	McNeese State
Jan. 26	at Lamar
Jan. 31	at Nicholls State
Feb. 2	SE Louisiana
Feb. 9	Central Arkansas
Feb. 14	Sam Houston State
Feb. 16	at Stephen F. Austin
Feb. 21	at McNeese St.
Feb. 23	Lamar
Feb. 28	Nicholls State
Mar. 1	at SE Louisiana
Mar. 8	at Central Arkansas
M. 7-10	Southland Tourn.



Jennifer Graf



Tena Matthews

Game 11: Sunday, Dec. 15, 2007 -- 2:00 PM
Bud Walton Arena -- Fayetteville, Ark.

www.slubillikens.com

Location: St. Louis, Mo.

Enrollment: 12,034

Nickname: Billikens

Home Court: Bauman-Eberhardt Center (2,200)

Head Coach: Shimmy Gray-Miller

Record at School: 20-37 (2 years)

Overall Record: 20-37 (2 years)

Office Phone: (314) 977-3257

Assistant Coaches: Tony Francis (Culver-Stockton), Petra Jackson (Southern Illinois), Stephanie Rich (Wisconsin)

Basketball SID: Chuck Yahng

Office Phone: (314) 977-3346

Home Phone: (314) 909-1148

Fax: (314) 977-7193

Press Row Phone: (314) 604-5702

E-mail: yahngc@slu.edu

2006-07 Record: 13-17

Conference: Atlantic 10 (4-10, T11th)

Post Season: n/a

Letters/Starters Returning: 8/4

Top Returnees:

Name	Ht.	Cl.	Pos.	ppg	rpg
Theresa Lisch		SO	G	15.0	4.7
Katie Paganelli		SO	G	12.3	3.8
Maggie Hennegan		SO	G	10.4	7.4

Lady'Backs vs. St. Louis

Series: Arkansas leads 2-0

Streak: Arkansas W2

In Fayetteville: 1-0

In St. Louis: 1-0

Neutral: 0-0

YEAR	RESULT	SITE
96-97	Arkansas 69, St. Louis 43	Fayetteville
06-07	Arkansas 66, St. Louis 58	St. Louis



2007-08 Billikens Schedule

Nov. 11	Hampton
Nov. 14	at Akron
Nov. 18	Wyoming
Nov. 20	at Tennessee State
Nov. 24	Morehead State
Nov. 27	at Tennessee-Martin
Nov. 29	at UMKC
Dec. 2	at Kansas
Dec. 7	at Missouri State
Dec. 15	at ARKANSAS
Dec. 19	Canisius
Dec. 22	at Florida
Dec. 28	Lamar
Dec. 29	at UTPA Tournament
Jan. 2	at Chicago State
Jan. 12	at Fordham
Jan. 16	Duquesne
Jan. 19	at Charlotte
Jan. 23	Rhode Island
Jan. 26	Richmond
Jan. 30	at Xavier
Feb. 2	Charlotte
Feb. 6	at Saint Joseph's
Feb. 10	La Salle
Feb. 16	Massachusetts
Feb. 20	at Geo Washington
Feb. 24	at St. Bonaventure
Feb. 27	Temple
Mar. 1	at Dayton
M. 7-10	Atlantic 10 Tournament



Shimmy Gray-Miller



Theresa Lisch

MEMPHIS

Game 12: Monday, Dec. 18, 2007 -- 7:00 PM
Bud Walton Arena, Fayetteville, Ark.

www.gotigersgo.com

Location: Memphis, Tenn.

Enrollment: 21,600

Nickname: Lady Tigers

Home Court: The Elma Roane Fieldhouse (2,565)

Head Coach: Blair Savage

Record at School: 20-68 (3 years)

Overall Record: Same

Office Phone: (901) 678-4120

Assistant Coaches: Jennifer Hoover (Wake Forest), Emily Owens (Hardin-Simmons), Jennifer Sullivan (Memphis)

Basketball SID: Tammy DeGross

Office Phone: (901) 578-5787

Home Phone: (901) 734-1504

Fax: (901) 678-4134

Press Row Phone: (901) 678-2005

E-mail: tdegroff@memphis.edu

2006-07 Record: 4-27

Conference: C-USA (1-15, 12th)

Post Season: n/a

Letters/Starters Returning: 7/4

Top Returnees:

Name	Ht.	Cl.	Pos.	ppg	rpg
Aroha Jennings	5-11	SR	F	11.9	5.2
Ashley Thornton	6-0	JR	F	9.0	7.8

Lady'Backs vs. Memphis

Series: Memphis leads 8-7

Streak: Arkansas W4

In Fayetteville: 6-1

In Memphis: 1-6

Neutral: 0-1

YEAR	RESULT	SITE	YEAR	RESULT	SITE
78-79	UM 86, UA 66	Memphis	98-99	UM 70, UA 58	Memphis
79-80	UM 71, UA 65	Fayetteville	99-00	UM 88, UA 82N	Little Rock
80-81	UM 86, UA 57	Memphis	00-01	UM 66, UA 58	Memphis
85-86	UA 76, UM 64	Fayetteville	01-02	UA 85, UM 48	Fayetteville
86-87	UM 79, UA 60	Memphis	02-03	UA 78, UM 64	Memphis
91-92	UM 58, UA 50	Memphis	03-04	UA 79, UM 75	Fayetteville
92-93	UA 82, UM 60	Fayetteville	05-06	UA 99, UM 53	Fayetteville
97-98	UA 93, UM 84	Fayetteville			



2007-08 Lady Tiger Schedule

Nov. 10	Tennessee Tech
Nov. 16	SE Louisiana
Nov. 19	at Creighton
N. 23-24	Lady Tiger Classic
Nov. 28	Alabama A&M
Dec. 2	Miss State
Dec. 14	Belmont
Dec. 18	at ARKANSAS
D. 20-21	Florida Gulf Coast Tourn.
Dec. 28	Arkansas-Pine Bluff
Jan. 4	Toledo
Jan. 6	at UAB
Jan. 10	Marshall
Jan. 12	East Carolina
Jan. 18	at Tulane
Jan. 20	at UTEP
Jan. 27	Alabama-Birmingham
Feb. 1	Houston
Feb. 3	Rice
Feb. 7	at Southern Miss
Feb. 9	at UCF
Feb. 14	at SMU
Feb. 17	Tulsa
Feb. 21	at Marshall
Feb. 23	at East Carolina
Feb. 28	Southern Miss
Mar. 1	Central Florida
Mar. 6-9	C-USA Championships



Blair Savage



Aroha Jennings

DELAWARE

Game 13: Friday, Dec. 29, 2007 -- 5:00 PM
Leede Arena -- Hanover, N.H.

www.udel.edu/sportsinfo

Location: Newark, Del.

Enrollment: 16,000

Nickname: Fightin' Blue Hens

Home Court: Frank Acierio Arena (5,000)

Head Coach: Tina Martin

Record at School: 215-110 (11 years)

Overall Record: Same

Office Phone: 302-831-8663

Assistant Coaches: Jeanine Radice (Fordham '89), Melissa Dymek (Richmond '04), Tiera Malcom (Delaware '05)

Basketball SID: Dustin Semonavick

Office Phone: 302-831-2186

Cell Phone: 302-563-2555

Fax: 302-831-8653

Press Row Phone: 302-368-8639

E-mail: dsemo@udel.edu

2006-07 Record: 26-6

Conference: Colonial (16-2)

Postseason: NCAA First Round

Letters/Starters Returning: 7/2

Top Returnees:

Name	Ht.	Cl.	Pos.	ppg	rpg
Kyle DeHaven	5-8	SR	G	8.5	2.7
Courtney Irving	6-1	SR	F	7.8	4.8

Lady'Backs vs. Delaware

Series: First Meeting



2007-08 Blue Hens Schedule

Nov. 9	Delaware State
Nov. 11-18	WNIT Rounds
Nov. 20	Boston College
N. 23-24	UTC Tournament
Nov. 28	LaSalle
Dec. 6	Md-Eastern Shore
Dec. 18	Quinnipiac
Dec. 21	Bowling Green
Dec. 29	vs. ARKANSAS
Dec. 30	Dartmouth Tourn.
Jan. 6	at George Mason
Jan. 10	Drexel
Jan. 13	at William & Mary
Jan. 17	UNC Wilmington
Jan. 20	Northeastern
Jan. 24	at Georgia State
Jan. 27	Old Dominion
Jan. 31	at Hofstra
Feb. 3	at Northeastern
Feb. 7	Va Commonwealth
Feb. 10	George Mason
Feb. 14	at Drexel
Feb. 17	Hofstra
Feb. 21	Towson
Feb. 24	at James Madison
Feb. 28	Georgia State
Mar. 2	at Va Commonwealth
Mar. 6	at Towson
M. 13-16	CAA Tournament



Tina Martin



Kyle DeHaven

MARQUETTE

Poss. Game 14: Saturday, Dec. 30, 2007 -- 5/7 PM
Leede Arena -- Hanover, N.H.

www.gomarquette.com

Location: Milwaukee, Wis.

Enrollment: 10,500

Nickname: Golden Eagles

Home Court: Al McGuire Center (4,000)

Head Coach: Terri Mitchell

Record at School: 217-116 (11 years)

Overall Record: Same

Office Phone: n/a

Assistant Coaches: Michelle Nason (Bradley '95), Cara Consuegra (Iowa, '01), Jennie Lillis (Iowa, '04)

Basketball SID: Amy Ulfnowski

Office Phone: 414-288-7419

Home Phone: 414-313-6717

Fax: 414-288-6519

Press Row Phone: 414-288-0340

E-mail: amy.ulfnowski@marquette.edu

2006-07 Record: 26-7

Conference: Big East (12-4)

Postseason: NCAA Second Round

Letters/Starters Returning: 6/1

Top Returnees:

Name	Ht.	Cl.	Pos.	ppg	rpg
Krystal Ellis	5-9	JR	G	18.0	3.3
Svetlana Kovalenko	6-3	SR	F	4.0	3.8
Erin Monfre	5-11	JR	F	3.6	2.5

Lady'Backs vs. Marquette

Series: Possible First Meeting



2007-08 Golden Eagles Schedule

Nov. 12	Loyola (Ill.)
Nov. 17	Wisconsin
Nov. 20	at Oregon
Nov. 23	at Gonzaga
Nov. 26	William & Mary
Dec. 01	at Green Bay
Dec. 06	at Kansas
Dec. 15	Indiana State
Dec. 17	Northwestern
Dec. 21	Arkansas - Pine Bluff
D. 29-30	Dartmouth Tourn.
Jan. 2	Western Michigan
Jan. 5	Providence
Jan. 8	Rutgers
Jan. 16	at West Virginia
Jan. 19	DePaul
Jan. 23	at Louisville
Jan. 26	at USF
Jan. 30	Georgetown
Feb. 2	at St. John's
Feb. 5	Cincinnati
Feb. 10	at Syracuse
Feb. 13	at Notre Dame
Feb. 16	Seton Hall
Feb. 20	at Connecticut
Feb. 23	Pittsburgh
Mar. 1	at Villanova
Mar. 3	USF



Terri Mitchell



Krystal Ellis

DARTMOUTH

Poss. Game 14: Saturday, Dec. 30, 2007 -- 5/7 PM
Leede Arena -- Hanover, N.H.

www.dartmouthsports.com

Location: Hanover, NH

Enrollment: 4,300

Nickname: Big Green

Home Court: Leede Arena (2,100)

Head Coach: Chris Wielgus

Record at School: 330-233 (22 years)

Overall Record: 367-254 (24 years)

Office Phone: n/a

Assistant Coaches: Mary Gleason (SMU), Amy Mulligan (Queens)

Basketball SID: Dara Ely

Office Phone: 603-646-2449

Cell Phone: 603-359-0905

Fax: 603-646-1286

Press Row Phone: 603-646-1088

E-mail: dara.a.ely@dartmouth.edu

2006-07 Record: 15-14

Conference: Ivy (9-5, 2nd)

Postseason: n/a

Letters/Starters Returning: 7/4

Top Returnees:

Name	Ht.	Cl.	Pos.	ppg	rpg
Koren Schram	5-7	JR	G	10.6	2.9
Sydney Scott	6-0	SR	F	9.5	8.2
Kristen Craft	5-8	SR	G	6.1	2.9

Lady'Backs vs. Dartmouth

Series: Possible First Meeting



2007-08 Big Green Schedule

Nov. 11	at Iowa
Nov. 15	at Maine
Nov. 18	Marist
Nov. 25	at St. John's
Nov. 29	Northeastern
Dec. 4	at Sacred Heart
Dec. 14	at Stony Brook
Dec. 19	at Denver
Dec. 21	at Colorado
Dec. 29	Marquette
Dec. 30	ARKANSAS/Del.
Jan. 5	at Harvard
Jan. 9	New Hampshire
Jan. 14	at Holy Cross
Jan. 20	at Virginia Tech
Jan. 26	Harvard
Feb. 1	Princeton
Feb. 2	Penn
Feb. 8	Brown
Feb. 9	Yale
Feb. 15	at Columbia
Feb. 16	at Cornell
Feb. 22	at Penn
Feb. 23	at Princeton
Feb. 29	Cornell
Mar. 1	Columbia
Mar. 7	at Yale
Mar. 8	at Brown



Chris Wielgus



Sydney Scott

TEXAS TECH

Game 15: Sat., Jan. 5, 2008 -- 2:00 PM
Bud Walton Arena -- Fayetteville, Ark.

www.goladyraiders.com

Location: Lubbock, Texas

Enrollment: 29,000

Nickname: Lady Raiders

Home Court: United Spirit Arena (15,050)

Head Coach: Kristy Curry

Record at School: 15-16 (1 year)

Overall Record: 194-67 (8 years)

Office Phone: (806) 742-7700

Assistant Coaches: Bill Brock (Southeastern Oklahoma St. '76),

Kelly Curry (Texas A&M '90), Shereka Wright (Purdue '04)

Basketball SID: Tammi Hoffman

Office Phone: 806-742-2770

Home Phone: 806-771-0277

Fax: 806-742-1970

Press Row Phone: 806-742-6688

E-mail: tammi.hoffman@ttu.edu

2005-06 Record: 15-16

Conference: Big 12 (6-10, T7th)

Post Season: n/a

Letters/Starters Returning: 7/2

Top Returnees:

Name	Ht.	Cl.	Pos.	ppg	rpg
Jordan Murphree	6-0	SO	G	9.1	3.2
Erin Myrick	6-3	SR	C	8.5	7.0

Lady'Backs vs. Texas Tech

Series: Arkansas leads 16-8


Streak: Arkansas W3

In Fayetteville: 9-0

In Lubbock: 4-4

Neutral: 3-4

YEAR	RESULT	SITE	YEAR	RESULT	SITE
79-80	TTU 74, UA 46	Baton Rouge	88-89	UA 74, TTU 65	Lubbock
81-82	UA 70, TTU 55	Col. Station	88-89	UA 79, TTU 72	SWC-Dallas
82-83	UA 74, TTU 67	Fayetteville	89-90	UA 76, TTU 74 (OT)	Lubbock
83-84	UA 64, TTU 61	Fayetteville	89-90	UA 62, TTU 59	Fayetteville
83-84	TTU 71, UA 62	Lubbock	89-90	TTU 69, UA 60	SWC-Dallas
83-84	TTU 56, UA 43	SWC-Dallas	90-91	UA 64, TTU 62	Lubbock
84-85	TTU 78, UA 74	Lubbock	90-91	UA 82, TTU 70	Fayetteville
84-85	UA 65, TTU 55	Fayetteville	90-91	UA 60, TTU 51	SWC-Dallas
85-86	UA 62, TTU 60	Fayetteville			
85-86	TTU 73, UA 60	Lubbock			
85-86	TTU 58, UA 48	SWC-Dallas			
86-87	UA 53, TTU 51	Lubbock			
86-87	UA 69, TTU 65 (OT)	Fay.			
87-88	UA 80, TTU 67	Fayetteville			
87-88	TTU 82, UA 70	Lubbock			
88-89	UA 75, TTU 64	Fayetteville			



2007-08 Red Raider Schedule

N. 9-11	UCF Tournament
Nov. 13	IP-Fort Wayne
Nov. 17	at UNLV
Nov. 22	Idaho State
Nov. 23	Kennesaw State
Nov. 24	Alcorn State
Nov. 27	Sam Houston St.
Dec. 1	at Washington St.
Dec. 4	Houston
Dec. 13	Arizona State
Dec. 18	Oral Roberts
Dec. 29	SMU
Jan. 5	at ARKANSAS
Jan. 9	Baylor
Jan. 12	at Missouri
Jan. 16	at Kansas State
Jan. 20	Texas
Jan. 23	at Oklahoma
Jan. 26	Colorado
Feb. 2	Texas A&M
Feb. 6	at Iowa State
Feb. 9	at Baylor
Feb. 14	Oklahoma State
Feb. 17	at Texas A&M
Feb. 20	Kansas
Feb. 24	Nebraska
Feb. 27	Oklahoma
Mar. 1	at Oklahoma State
Mar. 5	at Texas
M. 11-15	Big 12 Championship



Kristy Curry



Erin Myrick

OPPONENT QUICK DIRECTORY

DATE	OPPONENT	SID	WEBSITE
OFFICE PHONE	PRESS ROW	HOME PHONE	EMAIL
Nov. 4	Missouri Southern	Levi Convors	www.mssu.edu/athletics
417-625-9851	918-533-8707	918-533-8707	sportsinfo@mssu.edu
Nov. 11	Lipscomb	Mark McGee	www.lipscombsports.com
615-279-5862	615-479-4204	615-479-4204	mark.mcgee@lipscomb.edu
Nov. 14	Jackson State	Wesley Peterson	www.jsutigers.com
601-979-5899	n/a	610-503-5898	wesley.peterson@jsu.edu
Nov. 17	Austin Peay	Cody Bush	www.apsugovernors.com
931-221-7561	931-221-7155	931-906-5712	bushc@apsu.edu
Nov. 20	Tulsa	Stephanie Hall	www.tulsahurricane.com
918-631-2163	918-631-5400/5401	918-232-2393	stephanie-hall@utulsa.edu
Nov. 23	Georgia Southern	David Headrick	www.georgiasoutherneagles.com
912-681-5448	912-681-5289	n/a	dheadrick@georgiasouthern.edu
Nov. 24	New Orleans	TBD	www.unoprivateers.com
504-280-6284	n/a	n/a	N/A
Nov. 28	Missouri	Kate Lakin	www.mutigers.com
573-882-2531	573-882-1442	573-356-6114	lakinke@missouri.edu
Dec. 2	Clemson	Christine Long	www.clemsontigers.com
864-656-1920	864-654-3326	864-829-3087	longc@clemson.edu
Dec. 4	Sam Houston State	Paul Ridings	www.gobearkats.com
936-294-1764	936-294-1838	n/a	ridings@shsu.edu
Dec. 13	Northwestern State	Matthew Bonnette	www.nsudemons.com
318-357-6467	318-357-6467	n/a	bonnettem@nsula.edu
Dec. 15	St. Louis	Chuck Yahng	www.slubillikens.com
314-977-3346	314-604-5702	314-909-1148	yahngc@slu.edu
Dec. 18	Memphis	Tammy DeGross	www.gotigersgo.com
901-678-5787	901-678-2005	901-734-1504	tdegross@memphis.edu
Dec. 29	Delaware	Dustin Semonavick	www.udel.edu/sportsinfo
302-831-2186	302-368-8639	302-563-2555	dsemo@udel.edu
Dec. 30	Marquette	Amy Ulfnowski	www.gomarquette.com
414-288-7419	414-288-0340	414-313-6717	amy.ulfnowski@marquette.edu
Dec. 30	Dartmouth	Dara Ely	www.dartmouthsports.com
603-646-2449	603-646-1088	603-359-0905	dara.a.ely@dartmouth.edu
Jan. 5	Texas Tech	Tammi Hoffman	www.goladyraiders.com
806-742-2770	806-742-6688	806-771-0277	tammi.hoffman@ttu.edu
Jan. 10 & Feb. 28	LSU	Brian Miller	www.lsusport.net
225-578-8204	225-578-8226	225-261-7941	bmiller@lsu.edu
Jan. 13	Ole Miss	Daniel Snowden	www.olemisssports.com
662-915-7522	662-236-1931	n/a	desnode@olemiss.edu
Jan. 17	Alabama	Skip Powers	www.rolltide.com
205-348-6734	205-348-6084	n/a	spowers@ia.ua.edu
Jan. 20 & Feb. 17	Florida	Kathy Cafazzo	www.gatorzone.com
352-375-4683, x6133	352-375-1801	352-377-7868	KathyC@gators.uaa.ufl.edu
Jan. 24	Tennessee	Debbie Jennings	www.utladyvols.com
865-974-4275	865-974-0110	865-806-5671	djennings@utk.edu
Jan. 27	Miss State	Cassie Chance	www.mstateathletics.com
662-325-0972	662-325-3776	662-513-0080	cchance@athletics.msstate.edu
Feb. 3	South Carolina	Diana Koval	www.uscsports.com
803-777-7977	803-777-6182	314-369-6050	dkoval@gwm.sec.edu
Feb. 7	Georgia	Mike Mobley	www.georgiadogs.com
706-542-1621	706-542-8052	706-548-0858	mmobley@sports.uga.edu
Feb. 10	Auburn	Carol White	www.auburntigers.com
334-844-9900	334-844-1933/1935	n/a	whitecr@auburn.edu
Feb. 21	Vanderbilt	Chris Weinman	www.vucommadores.com
615-322-0019	615-320-0436	615-343-8482	chris.weinman@vanderbilt.edu
Feb. 24	Kentucky	Susan Lax	www.ukathletics.com
859-257-3838	859-323-5900	859-264-1862	slax0@uky.edu
Mar. 6-9	SEC Tournament	Tammy Wilson	www.secsports.com
205-458-3010	n/a	205-936-9684	twilson@sec.org

Arkansas Versus Conferences

(Based on current membership,
2007-08 season)

Atlantic 10

Dayton	4-0
George Washington	0-2
St. Bonaventure	1-0
St. Louis	2-0
St. Joseph's	0-1
Total	7-3

Atlantic Coast (ACC)

Boston College	3-0
Clemson	2-0
Duke	1-2
Georgia Tech	2-0
Maryland	1-1
Miami	1-0
North Carolina	0-1
North Carolina St.	0-1
Total	10-5

Atlantic Sun

Lipscomb	1-0
Mercer	2-0
Total	3-0

Big 12

Baylor	21-5
Colorado	1-2
Iowa State	1-1
Kansas	2-2
Kansas State	1-1
Missouri	4-3
Oklahoma	6-8
Oklahoma State	10-10
Texas	3-21
Texas A&M	20-2
Texas Tech	16-8
Total	85-63

Big East

Cincinnati	3-0
Connecticut	0-1
DePaul	1-1
Louisville	2-0
Pittsburgh	1-0
Providence	2-0
Rutgers	0-2
Seton Hall	1-0
West Virginia	0-1
Total	10-5

Big Sky

Idaho State	1-0
Montana	4-0
Montana State	1-1
Portland State	1-1
Total	7-2

Big Ten

Illinois	0-2
Indiana	2-1
Iowa	2-0
Michigan	1-0
Minnesota	1-0
Northwestern	1-0
Ohio State	1-0
Penn State	1-0
Purdue	0-2
Wisconsin	1-0
Total	10-5

Big West

Long Beach	0-1
Pacific	1-0
Total	1-1

Colonial

Georgia State	1-0
UNC-Wilmington	1-0
Old Dominion	1-0
Total	3-0

Conference USA

Alabama-Birmingham	0-1
Central Florida	1-0
Houston	14-8
Memphis	9-8
Rice	23-1
SMU	21-4
Tulane	3-0
Tulsa	15-2
Total	86-24

Horizon League

Butler	2-0
Detroit	1-0
Loyola-Chicago	1-0
Total	4-0

Ivy League

Brown	1-0
Harvard	2-0
Princeton	2-0
Total	5-0

Mid Continent

Centenary	3-0
UMKC	6-0
Oral Roberts	13-8
Southern Utah	2-0
Valparaiso	1-0
Western Illinois	1-0
Total	26-8

Mid-American

Akron	1-0
Kent State	1-1
Western Michigan	1-0
Total	3-1

Mid-Eastern

Coppin State	1-0
Florida A&M	1-0
Hampton	1-0
Howard	1-0
South Carolina State	1-0
Total	5-0

Missouri Valley

Creighton	1-0
Drake	2-1
Missouri State	18-6
Northern Iowa	0-1
Southern Illinois	0-1
Wichita State	7-1
Total	28-10

Mountain West

Brigham Young	2-0
New Mexico	1-1
TCU	20-3
UNLV	2-1
Utah	0-1
Total	25-6

Ohio Valley

Austin Peay	1-0
Murray State	1-0
Tennessee Tech	0-1
Tennessee State	1-0
Tennessee-Martin	1-0
Total	4-1

Pacific-10

Arizona	0-1
Arizona State	1-0
California	2-1
Oregon	2-1
Oregon State	1-0
UCLA	1-0
Stanford	1-1
Washington	1-1
Washington State	2-0
Total	11-5

Southern

Georgia Southern	1-0
Wofford	1-0
Total	2-0

Southland

Central Arkansas	1-0
Lamar	1-3
McNeese	3-1
Nicholls State	1-0
Northwestern State	8-3
Sam Houston	2-0
Southeastern La.	1-0
Stephen F. Austin	7-3
Texas-Arlington	4-0
Texas-San Antonio	3-0
Total	31-10

Southwestern Athletic

Alabama State	2-0
Alcorn State	2-0
Grambling	5-0
Jackson State	1-0
Miss Valley State	5-0
Prairie View A&M	1-0
Southern	2-1
Texas Southern	2-0
Total	20-1

Sun Belt

Arkansas-Little Rock	1-0
Arkansas State	5-3
Denver	1-0
Florida International	0-1
La-Lafayette	3-0
La-Monroe	8-0
Middle Tennessee	1-0
New Orleans	6-0
North Texas	2-1
South Alabama	2-0
Western Kentucky	3-2
Total	32-7

West Coast

Loyola Marymount	1-2
St. Mary's (CA)	1-0
San Francisco	2-0
Total	4-2

Western Athletic

Boise State	2-0
Hawai'i	3-2
La. Tech	0-3
Total	5-5

Over the years, Arkansas has faced teams from 25 Division I women's basketball leagues. No conference in the country has a winning mark against Arkansas.

THE FUTURE PLAYERS COACHES OPPONENTS RECORDS HISTORY ARKANSAS

THE SET



The Southeastern Conference

In women's college basketball, there is the Southeastern Conference. And then, there's everybody else.

Every year, the SEC has another story that builds on its legendary status. Consider the 2004 season. How many conferences are so strong that seven teams reach the NCAA tournament and two reach the Women's Final Four?

Well, that would be the same league that provided half of the Final Four this past season in 2005. In fact when LSU and Tennessee made it to Indianapolis in 2005, it marked the seventh time the SEC provided half of the Final Four. Only two other conferences have ever achieved that feat and neither has repeated it.

It's just another of the great numbers that prove the power of the SEC in women's basketball. The SEC is the only league to send eight to the NCAA (2002 the most recent), and did it twice. The 1999 season saw a total of 10 of the 12 teams in the postseason: eight in the NCAA and two in WNIT.

Since the first women's championships during the 1979-80 season, the SEC has been the premier women's league in the nation. No

matter how you count it, we are "SECond to None" in the NCAA.

In 26 years of the NCAA Championship, the SEC leads the way with at least one team reaching 24 Women's Final Fours. In fact, SEC members have filled just under one-third (32-of-104) of all Women's Final Four berths.

It doesn't matter if it was

[Then]
2,467-690 (.779)
Since 1990
or
[Now]
160-49 (.766)
2006-07

the SEC dominates against non-conference opponents

The SEC leads the nation with the most appearances in the NCAA Championship game (17), winning seven national championships (Tennessee; 1987, 1989, 1991, 1996, 1997, 1998, 2007). Aside from the 1996 Final Four (UT & Georgia), the league provided both national finalists in 1989 (UT 76, Auburn 60). The SEC was the

first league to sweep the title game.

It could have been an all-SEC Final Four with four teams in the regional finals in 1996, and within two points of five teams in the Elite Eight. Overall, the SEC tops the number of teams advancing to the regional finals with 54.

The SEC has more tournament bids with 158, far more than the next two leagues (ACC, 116; Big Ten, 97).

And SEC teams have done more with their bids than any other league, topping the list with 299 tournament wins, almost as many as the next two conferences combined (ACC, 167; Big East, 139). That's a 26-year average of 1.8 wins per bid, again tops in the nation. And, there is only one teams to play in all 26 NCAA tournaments: Tennessee.

While a lot of folks remember the teams at the top like Tennessee, the real story of the SEC is depth. The SEC is tough from top to bottom. All 12 members have played in the NCAA tournament, and with LSU joining the list in 2004, over half -- seven -- have reached the Final Four. The SEC is so tough that the league's fourth, fifth or sixth-place team during the regular season has reached the Women's Final Four five times (1985, UT, 5th; 1987, UT, 4th; 1993, Alabama, 4th; 1997, UT, 5th; 1998, Arkansas, 6th).

The league set the record for NCAA bids with eight teams invited to the big dance in 1999. In fact, the SEC has led the tournament field in 21 of 26 years.

In the 26 years of the NCAA tournament, the SEC's fifth-place team was invited 23 times; its sixth-place team 18 times. Nine times, the tournament selection committee went seven deep. Twice — in 1986 and 1991 — it was remarkable because at that time, the conference only had 10 members!

Individual Honors

- The SEC has had 52 student-athletes named as a First-Team All-America selection. Those 52 have been named a total of 85 times since 1982 (first year of SEC sponsorship).

- All-Americans were first named in women's basketball in 1975. Since that time, league schools have had 57 players named first-team a total of 92 times.

- The league has had three Honda-Broderick Cup Award winners in Katrina McClain, Georgia (1988); Bridgette Gordon, Tennessee (1990); and Chamique Holdsclaw, Tennessee (1998).

- Six Naismith Player of the Year winners have come from the SEC. In 1996 Georgia's Saudia Roundtree was given the honor. Chamique Holdsclaw of Tennessee won the honor in 1998 and 1999 while teammate Tamika Catchings was named in 2000. LSU's Seimone Augustus won the award in 2005 and 2006.

- SEC teams have provided 126 All-Region performers, including 26 Most Outstanding Players.

- Over the past 26-years, 34 Final Four All-Tournament Team members have come from SEC schools.

- In 1996, the entire all-tournament team was made up of SEC players.

SEC In The Pros

- The Southeastern Conference has twice as many 2007 WNBA players as any other league. All told, 38 former SEC stars made WNBA rosters, followed by the ACC and Big East with 19, Big 12 with 17, Big Ten with 14 and PAC 10 with 11.

- Since the inaugural WNBA draft in 1997, the SEC has had 89 former players drafted for the professional league.

Dominance In the Polls

- Since the SEC began to sponsor women's basketball in 1982, it has failed only once to place at least four members in each of the final polls (the USA Today/ESPN poll began in 1986).

- Last season, the SEC had four in the final AP poll and five in the final coaches poll.

- In terms of rankings, the SEC has the richest history of any conference in the nation, boasting more poll appearances than any other.

- Since the 1982 season, SEC teams have been ranked 459 consecutive weeks in the AP Poll.

- League teams have been ranked 2,362 times, including 1,182 Top 10 appearances and 687 Top 5 appearances.

- SEC teams can also boast of 128 No. 1 rankings in the AP Poll.

- The league has had the top three teams in the AP Poll twice. In week three in 2005 and in week eight in 1989.

NCAA Numbers Tell the Story

Here are the lists derived from the NCAA Final Four Record Book which indicate conference membership at the time of tournament play:

NCAA Bids	NCAA Wins	NCAA Titles	Final Fours
SEC 158	SEC 299	SEC 7	SEC 30
ACC 116	ACC 167	Big East 6	ACC 13
Big Ten 97	Big East 139	ACC 2	Big East 10
Big East 86	Big Ten 127	Pac-10 2	Sun Belt 8
Pac-10 83	Pac-10 100	Southwest* 2	Big Ten 8
Big 12 63	Big 12 84	W. Collegiate* 2	Independents 6
Atlantic 10 60	Sun Belt 64	Independents 1	Pac-10 6
Sun Belt 41	Atlantic 10 48	Sun Belt 1	American South* 3
C-USA 40	Southwest* 41	American South* 1	Southwest* 3
MVC 35	Independents 32	Atlantic Coast 1	W. Collegiate* 3
		Big Ten 1	Big 12 3
		Big 12 1	Colonial 1

* — No longer an active conference

Above all conference affiliations were calculated at the time of the team's appearance or win, and does not reflect current conference alignment. For example, Arkansas' four NCAA tournament appearances and five tournament wins are credited to the Southwest, not Southeastern.

Where the Best Come to Play

University of Arkansas
Fayetteville, Arkansas

Vanderbilt University
Nashville, Tennessee

University of Mississippi
Oxford, Mississippi

Mississippi State University
Starkville, Mississippi

Louisiana State University
Baton Rouge, Louisiana



University of Alabama
Tuscaloosa, Alabama

League Headquarters
Birmingham, Alabama

University of Kentucky
Lexington, Kentucky

University of Tennessee
Knoxville, Tennessee

University of Georgia
Athens, Georgia

University of South Carolina
Columbia, South Carolina

Auburn University
Auburn, Alabama

University of Florida
Gainesville, Florida

YEAR BY YEAR IN THE NCAA

YEAR	NUMBER OF TEAMS	DRAW
1982	5^ (AU, UG, UK, UM, UT)	32
1983	5 (AU, UG, UK, UM, UT)	36#
1984	5 (BAMA, UG, LSU, UM, UT)	32
1985	4 (AU, UG, UM, UT)	32
1986	7^ (AU, UG, UK, LSU, UM, UT, VU)	40
1987	6* (AU, UG, LSU, UM, UT, VU)	40
1988	6^ (BAMA, AU, UG, LSU, UM, UT)	40
1989	6*^ (AU, UG, LSU, UM, UT, VU)	48
1990	6*^ (AU, UG, LSU, UM, UT, VU)	48
1991	7*^ (AU, UG, UK, LSU, UM, UT, VU)	48
1992	4 (BAMA, UM, UT, VU)	48
1993	6 (BAMA, AU, UF, UG, UT, VU)	48
1994	6 (BAMA, AU, UF, UM, UT, VU)	64
1995	7 (UA, BAMA, UF, UG, UM, UT, VU)	64
1996	7 (BAMA, AU, UF, UG, UM, UT, VU)	64
1997	7 (BAMA, AU, UF, UG, LSU, UT, VU)	64
1998	6 (UA, BAMA, UF, UG, UT, VU)	64
1999	8 (BAMA, AU, UF, UG, UK, LSU, UT, MSU)	64
2000	6 (AU, UG, LSU, UT, MSU, VU)	64
2001	6 (ARK, UF, UG, LSU, UT, VU)	64
2002	8 (ARK, UF, UG, LSU, MSU, USC, UT, VU)	64
2003	7 (ARK, UG, LSU, MSU, USC, UT, VU)	64
2004	7 (AU, UF, UG, LSU, UM, UT, VU)	64
2005	5 (UG, LSU, UM, UT, VU)	64
2006	6 (UF, UG, UK, LSU, UT, VU)	64
2007	5 (UG, LSU, UM, UT, VU)	64

* -- Years Arkansas was also in the NCAA from SWC
^ -- Years South Carolina was in the NCAA from Metro
-- 32 teams + 4 from play-in first-round games

SEC Champions

REGULAR SEASON

YEAR	CHAMPION	SEC	OVERALL	YEAR	CHAMPION	SEC	OVERALL	YEAR	CHAMPION	SEC	OVERALL
1980	Tennessee	—	33-5	1989	Auburn	9-0	32-3	1998	Tennessee	14-0	39-0
1981	Auburn	—	26-7	1990	Tennessee	8-1	27-6	1999	Tennessee	13-1	31-3
1982	Kentucky	—	24-8	1991	Georgia	9-0	28-4	2000	Georgia	13-1	32-4
1983	Georgia	4-4	27-7	1992	Mississippi	11-0	29-3	2001	Tennessee	14-0	31-3
1984	Georgia	7-1	30-3	1993	Tennessee	11-0	29-3	2002	Tennessee	13-1	29-5
1985	Tennessee	4-4	22-10	1994	Tennessee	11-0	31-2	2003	Tennessee	14-0	33-1
1986	Georgia	9-0	30-2	1995	Tennessee	11-0	34-3	2004	Tennessee	14-0	30-3
1987	Auburn	8-1	31-2	1996	Georgia	10-1	28-5	2005	LSU	14-0	33-3
1988	Auburn	9-0	32-3	1997	Georgia	11-1	25-6	2006	LSU	13-1	31-4
								2007	Tennessee	14-0	34-3

(From 1980 to 1985, the SEC champion was the winner of the SEC tournament. Since 1986, the SEC champion has been determined by a round-robin schedule.)

TOURNAMENT CHAMPIONS

(Tournament begins in 1986)

YEAR	CHAMPION (RUNNER-UP)	YEAR	CHAMPION (RUNNER-UP)	YEAR	CHAMPION (RUNNER-UP)
1986	Georgia (LSU)	1993	Vanderbilt (Georgia)	2000	Tennessee (Miss. State)
1987	Auburn (Georgia)	1994	Tennessee (Vanderbilt)	2001	Georgia (Vanderbilt)
1988	Tennessee (Auburn)	1995	Vanderbilt (Tennessee)	2002	Vanderbilt (LSU)
1989	Tennessee (Auburn)	1996	Tennessee (Alabama)	2003	LSU (Tennessee)
1990	Auburn (Tennessee)	1997	Auburn (Florida)	2004	Vanderbilt (Georgia)
1991	LSU (Tennessee)	1998	Tennessee (Alabama)	2005	Tennessee (LSU)
1992	Tennessee (Georgia)	1999	Tennessee (Georgia)	2006	Tennessee (LSU)
				2007	Vanderbilt (LSU)

UNIVERSITY OF ALABAMA

Game 18: Thursday, Jan. 17, 2008 -- 6:00 PM
Coleman Coliseum -- Tuscaloosa, Ala. (Cox Sports)

www.rolltide.com

Location: Tuscaloosa, Ala.

Enrollment: 23,878

Nickname: Crimson Tide

Home Court: Coleman Coliseum (15,16)

Head Coach: Stephany Smith

Record at School: 19-39 (2 years)

Overall Record: 172-127 (10 years)

Office Phone: (205) 348-7077

Assistant Coaches: Lisa Nuxol-Wilson (Central Florida '94), Melanie Walls (Georgia State '96), Ty Evans (Wisconsin-Whitewater '95)

Basketball SID: Skip Powers

Office Phone: (205) 348-6734

Home Phone: TBA

Fax: (205) 348-8841

Press Row Phone: (205) 348-6084

E-mail: spowers@ia.ua.edu

2006-07 Record: 10-20

Conference: 0-14 (12th)

Post Season: n/a

Letters/Starters Returning: 8/3

Top Returnees:

Name	Ht.	Cl.	Pos.	ppg	rpg	
Talisha Chandler	6-2	SO	F	7.2	6.6	Chandler >
Nikki Davis	5-7	SO	G	5.1	3.7	

LADY'BACKS VS. ALABAMA

Series: Alabama leads 12-11

Streak: Arkansas W1

Margin: +21 (02-03), -41 (96-97)

In Fayetteville: 7-3

In Tuscaloosa: 3-7

Neutral: 1-2

Arkansas Points: High, 102 (97-98); Low, 53 (02-03) Bama Points: High, 102 (96-97); Low, 47 (02-03)

YEAR	RESULT	SITE	YEAR	RESULT	SITE
79-80	Ark. 68, Bama 54	Fayetteville	99-00	Ark. 66, Bama 62	Fayetteville
80-81	Bama 70, Ark. 65	Tuscaloosa	00-01	Bama 74, Ark. 69	Tuscaloosa
91-92	Bama 80, Ark. 76	Fayetteville	01-02	Bama 84, Ark. 70	Fayetteville
92-93	Bama 66, Ark. 56	Tuscaloosa	01-02	Ark. 72, Bama 70	Tuscaloosa
93-94	Ark. 82, Bama 75	Fayetteville	02-03	Ark. 59, Bama 58	Tuscaloosa
94-95	Bama 93, Ark. 79	Tuscaloosa	02-03	Ark. 68, Bama 47	Fayetteville
94-95	Bama 86, Ark. 72	Chatt-SEC	02-03	Ark. 53, Bama 48	NLR-SEC
95-96	Bama 92, Ark. 85 OT	Fayetteville	03-04	Bama 68, Ark. 65	Tuscaloosa
96-97	Bama 102, Ark. 61	Tuscaloosa	04-05	Ark. 83, Bama 68	Fayetteville
96-97	Bama 85, Ark. 63	Chatt-SEC	05-06	Bama 75, Ark. 73	Tuscaloosa
97-98	Ark. 102, Bama 90 OT	Fayetteville	06-07	Ark. 71, Bama 63	Fayetteville
98-99	Ark. 77, Bama 73	Tuscaloosa			

2007-08 Schedule

Nov. 10	Tulane
Nov. 13	at Samford
Nov. 18	Arkansas State
N. 23-24	Junkanoo Jam
Nov. 28	at Belmont
Nov. 30	at Tennessee Tech
Dec. 5	Louisiana Tech
Dec. 9	St. Mary's
Dec. 15	at Chattanooga
Dec. 17	Alabama A&M
Dec. 20	Hampton
Dec. 22	Jacksonville State
Jan. 2	East Tennessee State
Jan. 5	SE Louisiana
Jan. 10	South Carolina
Jan. 12	at Florida
Jan. 17	ARKANSAS
Jan. 20	at Georgia
Jan. 27	Auburn
Jan. 31	at Miss State
Feb. 4	at Ole Miss
Feb. 7	LSU
Feb. 10	Vanderbilt
Feb. 14	at Auburn
Feb. 17	at Kentucky
Feb. 21	Tennessee
Feb. 24	Ole Miss
Mar. 2	at Vanderbilt
Mar. 6-9	SEC Tournament

Bama was the West partner in 2001-02 and 2002-03

2006-07 Results

Alabama 62, Samford 53
Arkansas State 73, Alabama 56
Alabama 71, Tennessee Tech 56
Alabama 60, SE Louisiana 57
Missouri 78, Alabama 70
Alabama 75, CS Northridge 56
Alabama 68, Chattanooga 56
Alabama 102, Savannah State 48
Alabama 84, McNeese State 55
Tulane 83, Alabama 68
Louisiana Tech 66, Alabama 57
Alabama 83, Birmingham Southern 66
Alabama 52, Belmont 51
South Dakota State 65, Alabama 54
Alabama 78, North Dakota State 53
Tennessee 72, Alabama 36
Auburn 63, Alabama 58
Kentucky 63, Alabama 62
South Carolina 95, Alabama 35
Arkansas 71, Alabama 63
LSU 61, Alabama 45
Tennessee 80, Alabama 51
Auburn 93, Alabama 61
Vanderbilt 91, Alabama 51
Georgia 92, Alabama 51
Ole Miss 84, Alabama 43
Florida 66, Alabama 64
Mississippi State 89, Alabama 70
LSU 70, Alabama 27
Ole Miss 78, Alabama 49

AUBURN UNIVERSITY

Game 24: Sunday, Feb. 10, 2008 -- 2:00 PM -- Walton Arena

Game 29: Sunday, Mar. 2, 2008 -- 2:00 PM -- Beard-Eaves-Memorial

www.auburntigers.com

Location: Auburn, Ala.

Enrollment: 23,547

Nickname: Tigers

Home Court: Beard-Eaves-Memorial Coliseum (10,500)

Head Coach: Nell Fortner

Record at School: 51-41 (3 years)

Overall Record: 68-52 (4 years)

Office Phone: (334) 844-9200

Assistant Coaches: Kerry Cremeans (Florida '94), Seth Kushkin (Wisconsin, '92), Daedra Charles-Furlow (Tennessee, '91)

Basketball SID: Carol White

Office Phone: (334) 844-9900

Home Phone: n/a

Fax: (334) 844-9807

Press Row Phone: (334) 844-1933/1935

E-mail: whitecr@auburn.edu

2006-07 Record: 21-13

Conference: 6-8 (9th)

Post Season: n/a

Letters/Starters Returning: 11/3

Top Returnees:

Name	Ht.	Cl.	Pos.	ppg	rpg	
DeWanna Bonner	6-4	JR	G	15.1	8.1	Bonner >
Sherrell Hobbs	5-11	SO	G	11.4	4.4	

LADY'BACKS VS. AUBURN

Series: Auburn leads 12-9

Streak: Arkansas W2

Margin: +23 (01-02), -28 (02-03)

In Fayetteville: 6-4

In Auburn: 2-7

Neutral: 1-1

Arkansas Points: High, 88 (01-02); Low, 36 (02-03) AU Points: High, 84 (89-90); Low, 43 (97-98)

YEAR	RESULT	SITE	YEAR	RESULT	SITE
84-85	Auburn 70, Ark. 65	Samford, FL	99-00	Auburn 73, Ark. 56	Auburn
89-90	Auburn 84, Ark. 69	Fayetteville	99-00	Auburn 71, Ark. 58	Fayetteville
91-92	Ark. 67, Auburn 56	Fayetteville	00-01	Ark. 77, Auburn 68	Fayetteville
92-93	Auburn 68, Ark. 49	Auburn	00-01	Auburn 68, Ark. 60	Auburn
93-94	Auburn 66, Ark. 57	Fayetteville	01-02	Ark. 88, Auburn 65	Fayetteville
94-95	Ark. 80, Auburn 73	Auburn	02-03	Auburn 64, Ark. 36	Auburn
95-96	Ark. 73, Auburn 72 OT	Fayetteville	03-04	Auburn 71, Ark. 44	Fayetteville
96-97	Auburn 85, Ark. 77	Auburn	04-05	Auburn 62, Ark. 51	Auburn
97-98	Ark. 71, Auburn 63	Fayetteville	05-06	Ark. 64, Auburn 60	Fayetteville
97-98	Ark. 59, Auburn 43	Columbus, Ga	06-07	Ark. 65, Auburn 62	Auburn
98-99	Auburn 66, Ark. 46	Auburn			

2007-08 Schedule

Nov. 11	Detroit
Nov. 14	Troy
Nov. 17	Alabama-Birmingham
Nov. 21	at Oakland
N. 24-25	vs. Buckeye Classic
N. 30-D. 1	vs. Arizona State Tournament
Dec. 5	Colgate
Dec. 15	at Texas A&M
Dec. 17	at Stephen F. Austin
Dec. 19	at Sam Houston State
D. 28-29	at St. Joseph Classic
Jan. 3	George Washington
Jan. 10	at Tennessee
Jan. 13	Georgia
Jan. 20	at Kentucky
Jan. 24	LSU
Jan. 27	at Alabama
Feb. 3	Miss State
Feb. 7	at Florida
Feb. 10	at ARKANSAS
Feb. 14	Alabama
Feb. 17	South Carolina
Feb. 21	at Mississippi
Feb. 24	at Georgia
Feb. 28	Vanderbilt
Mar. 2	ARKANSAS
Mar. 6-9	SEC Tournament

Auburn was Arkansas' rotating Western Division partner in 1999-2000 and 2000-01, and returns to the schedule in 2007-08 and 2008-09.



UNIVERSITY OF FLORIDA

Game 19: Sunday, Jan. 20, 2008 -- 2:00 PM -- Walton Arena
G. 25: Sunday, Feb. 17, 2008 -- 1 PM (2 PM EST) -- O'Connell Center
www.GatorZone.com

Location: Gainesville, FL

Enrollment: 48,673

Nickname: Gators

Home Court: Stephen C. O'Connell Center (12,000)

Head Coach: Amanda Butler

Record at School: 0-0 (1 year)

Overall Record: 40-22 (2 years)

Office Phone: (352) 375-4683 x5511

Assistant Coaches: Susie Gardner (Georgia '86), Brenda Mock Kirkpatrick (Wake Forest '00), David Lowery (Mississippi State '00)

Basketball SID: Kathy Cafazzo

Office Phone: (352) 357-4683 x6133

Home Phone: (352) 377-7868

Fax: (352) 357-4809

Press Row Phone: (352) 367-1801

E-mail: KathyC@gators.uua.ufl.edu

2006-07 Record: 9-22

Conference: 2-12 (11th)

Post Season: n/a

Letters/Starters Returning: 7/1

Top Returnees:

Name	Ht.	Cl.	Pos.	ppg	rpg
Depree Bowden	5-11	SR	G	12.8	6.9
Sha Brooks	5-7	JR	G	15.4	3.7

Bowden >



LADY'BACKS VS. FLORIDA

Series: Florida leads 14-6

Streak: Arkansas W2

Margin: +39 (02-03), -21 (99-00)

In Fayetteville: 3-6

In Gainesville: 2-6

Neutral: 1-2

Arkansas Points: High, 86 (99-00); Low, 46, (91-92)

UF Points: High, 96 (99-00); Low, 45 (02-03)

YEAR	RESULT	SITE	YEAR	RESULT	SITE
91-92	Florida 58, Ark. 46	Gainesville	99-00	Florida 96, Ark. 86	Chattanooga-SEC
93-93	Florida 68, Ark. 60	Fayetteville	99-00	Florida 83, Ark. 62	Fayetteville
93-94	Florida 74, Ark. 69	Gainesville	00-01	Florida 75, Ark. 64	Fayetteville
94-95	Ark. 72, Florida 66	Fayetteville	00-01	Ark. 78, Florida 69	Chattanooga-SEC
95-96	Florida 73, Ark. 57	Gainesville	01-02	Florida 64, Ark. 58	Gainesville
96-97	Fla. 79, Ark. 66 (OT)	Fayetteville	02-03	Ark. 84, Florida 45	Fayetteville
97-98	Florida 80, Ark. 69	Gainesville	03-04	Ark. 82, Florida 68	Gainesville
97-98	Florida 63, Ark. 49	Columbus	04-05	Florida 68, Ark. 56	Fayetteville
98-99	Florida 87, Ark. 77	Fayetteville	05-06	Ark. 69, Florida 63	Fayetteville
99-00	Florida 87, Ark. 73	Gainesville	06-07	Ark. 67, Florida 57	Gainesville

2007-08 Schedule

Nov. 9	Xavier
Nov. 12	Robert Morris
Nov. 17	at Nebraska
Nov. 20	Prairie View A&M
Nov. 23	Florida State
Nov. 26	Stetson
Nov. 28	at Jacksonville
Dec. 2	at Louisville
Dec. 4	Florida Gulf Coast
Dec. 16	TCU
Dec. 22	St. Louis
D. 28-29	State Farm Classic
Jan. 2	Florida A&M
Jan. 5	at Temple
Jan. 10	at Kentucky
Jan. 13	Alabama
Jan. 20	at ARKANSAS
Jan. 24	Georgia
Jan. 27	at South Carolina
Jan. 31	Vanderbilt
Feb. 3	LSU
Feb. 7	Auburn
Feb. 10	at Miss State
Feb. 14	at Georgia
Feb. 17	ARKANSAS
Feb. 24	South Carolina
Feb. 28	at Tennessee
Mar. 2	at Mississippi
Mar. 6-9	SEC Tournament

Florida is the final Eastern Division rotating partner for Arkansas in 2007-08 and 2008-09. Starting in 2010, the SEC moves to a 16-game divisional slate.

2006-07 Results

Florida 78, North Florida 37
Xavier 86, Florida 70
California 88, Florida 60
Rutgers 88, Florida 71
Florida 71, IUPUI 57
Florida State 88, Florida 66
Florida 86, Morehead State 54
Florida 62, South Alabama 50
Illinois 80, Florida 57
TCU 83, Florida 72
Florida 72, Stetson 55
Louisville 77, Florida 60
Florida 99, Alabama State 39
Nebraska 81, Florida 73
Temple 85, Florida 80 (OT)
Georgia 89, Florida 57
Tennessee 80, Florida 58
Vanderbilt 82, Florida 69
Auburn 74, Florida 69
Arkansas 67, Florida 57
South Carolina 79, Florida 51
Georgia 77, Florida 54
Ole Miss 72, Florida 64
Kentucky 84, Florida 74
LSU 79, Florida 66
Mississippi State 79, Florida 74
Florida 66, Alabama 64
Auburn 78, Florida 62
Florida 83, Kentucky 79

UNIVERSITY OF GEORGIA

Game 23: Thursday, Feb. 7, 2008 -- 7:00 PM
Bud Walton Arena -- Fayetteville

www.georgiadogs.com

Location: Athens, Ga.

Enrollment: 33,959

Nickname: Lady Bulldogs

Home Court: Stegeman Coliseum (10,523)

Head Coach: Andy Landers

Record at School: 684-215 (28 years)

Overall Record: 766-236 (32 years)

Office Phone: (706) 542-1176

Assistant Coaches: Katie Gilbert (Emory '96), La'Keshia Frett (Georgia '97), Cameron Newbauer (IU-Ft. Wayne '01)

Basketball SID: Mike Mobley

Office Phone: (706) 542-1621

Home Phone: (706) 548-0858

Fax: (706) 542-9339

Press Row Phone: (706) 542-8052

E-mail: mmobley@sports.uga.edu

2006-07 Record: 27-7

Conference: 11-3 (2nd)

Post Season: NCAA Sweet Sixteen

Letters/Starters Returning: 8/3

Top Returnees:

Name	Ht.	Cl.	Pos.	ppg	rpg
Tasha Humphries	6-3	SR	P	16.1	7.6
Ashley Houts	5-6	SO	G	9.4	3.1

Humphries >



LADY'BACKS VS. GEORGIA

Series: Georgia leads 20-3

Streak: Georgia W3

Margin: +21 (01-02), -33 (95-96)

In Fayetteville: 2-9

In Athens: 1-7

Neutral: 0-3

Arkansas Points: High, 87 (89-90); Low, 44 (00-01)

UG Points: High, 98 (98-99); Low, 45 (01-02)

YEAR	RESULT	SITE	YEAR	RESULT	SITE
80-81	Georgia 61, Ark. 49	Fayetteville	98-99	Georgia 68, Ark. 59	Fayetteville
89-90	Ark. 87, Georgia 81	Athens	98-99	Georgia 98, Ark. 82	Athens
91-92	Georgia 79, Ark. 62	Fayetteville	99-00	Georgia 72, Ark. 69	Fayetteville
92-93	Georgia 91, Ark. 71	Athens	00-01	Georgia 81, Ark. 60	Athens
92-93	Georgia 84, Ark. 73	Chatt-SEC	00-01	Georgia 63, Ark. 44	Memp-SEC
93-94	Georgia 73, Ark. 64	Fayetteville	01-02	Ark. 66, Georgia 45	Fayetteville
93-94	Georgia 84, Ark. 62	Chatt-SEC	02-03	Georgia 69, Ark. 60	Athens
94-95	Georgia 72, Ark. 67	Athens	03-04	Ark. 71, Georgia 63	Fayetteville
95-96	Georgia 87, Ark. 54	Fayetteville	04-05	Georgia 78, Ark. 57	Athens
96-97	Georgia 79, Ark. 63	Athens	05-06	Georgia 86, Ark. 80	Fayetteville
97-98	Georgia 81, Ark. 51	Athens	06-07	Georgia 69, Ark. 51	Athens
97-98	UG 86, Ark. 81(OT)	Fayetteville			

2007-08 Schedule

Nov. 9	Richmond
Nov. 11	George Mason
Nov. 13	Georgia Southern
Nov. 16	Temple
N. 23-24	Junkaroo Jam
Nov. 29	Oakland
Dec. 2	Georgia Tech
Dec. 9	Davidson
Dec. 17	Mercer
D. 29-30	FIU Sun and Fun Classic
Jan. 2	Presbyterian
Jan. 6	at Xavier
Jan. 10	Mississippi
Jan. 13	at Auburn
Jan. 17	at Vanderbilt
Jan. 20	Alabama
Jan. 24	at Florida
Jan. 27	at Oklahoma
Jan. 31	Kentucky
Feb. 3	Vanderbilt
Feb. 7	at ARKANSAS
Feb. 10	at LSU
Feb. 14	Florida
Feb. 17	at Miss State
Feb. 24	Auburn
Feb. 28	at South Carolina
Mar. 2	Tennessee
Mar. 6-9	SEC Tournament

Georgia was the Eastern Division rotator during the 1997-98 and 1998-99 seasons.

2006-07 Results

Georgia 78, Rutgers 69
Georgia 89, North Carolina A&T 35
Georgia 74, Davidson 68
Georgia 75, Georgia Southern 71
Georgia 74, Stanford 69
Georgia 95, Memphis 46
Georgia 79, Georgia Tech 69
Middle Tennessee State 70, Georgia 62
Georgia 75, Savannah State 54
Georgia 80, TCU 58
Georgia 76, George Mason 51
Georgia 72, Richmond 41
George Washington 66, Georgia 54
Georgia 82, Brown 69
Georgia 89, 57
LSU 57, Georgia 55
Georgia 74, Mississippi State 61
Tennessee 52, Georgia 41
Georgia 83, Vanderbilt 71
Georgia 70, Florida State 65
Georgia 69, Ole Miss 60
Georgia 77, Florida 54
Georgia 53, LSU 51
Tennessee 73, Georgia 57
Georgia 82, Alabama 51
Georgia 81, South Carolina 57
Georgia 82, Kentucky 72 (OT)
Georgia 62, Auburn 55
Georgia 69, Arkansas 51
Georgia 72, Kentucky 40
Vanderbilt 81, Georgia 56
Georgia 53, Belmont 36
Georgia 75, Iowa State 56
Purdue 78, Georgia 65

UNIVERSITY OF KENTUCKY

Game 27: Sunday, Feb. 24, 2008 -- 2:00 PM
Bud Walton Arena -- Fayetteville

www.ukathletics.com

Location: Lexington, KY

Enrollment: 26,682

Nickname: Wildcats

Home Court: Memorial Coliseum (7,500)

Head Coach: Matthew Mitchell

Record at School: 0-0 (First year)

Overall Record: 30-29 (2 years)

Office Phone: (859) 257-6046

Assistant Coaches: Vonn Read (Clark Atlanta '97), Niya Butts (Tennessee '00), Wendy Palmer (University of Virginia '96)

Basketball SID: Susan Lax

Office Phone: (859) 257-3838

Fax: (859) 323-4310

Press Row Phone: (859) 323-5900

E-mail: slax0@uky.edu

2006-07 Record: 20-14

Conference: 6-8 (tied 7th)

Post Season: WNIT Third Round

Letters/Starters Returning: 10/5

Top Returnees:

Name	Ht.	Cl.	Pos.	ppg	rpg
Samantha Mahoney	5-10	SR	G	12.4	3.6
Sarah Elliott	6-6	SR	C	13.5	7.0



Elliott >

LADY'BACKS VS. KENTUCKY

Series: Arkansas leads 11-10 Streak: Kentucky W4 Margin: +33 (96-97), -34 (82-83)
In Fayetteville: 8-1 In Lexington: 3-7 Neutral: 1-2

Arkansas Points: High, 88 (96-97); Low, 43 (82-83) UK Points: High, 87 (06-07); Low, 43 (92-93)

YEAR	RESULT	SITE	YEAR	RESULT	SITE
82-83	UK 77, Ark. 43	Lexington	99-00	UK 68, Ark. 60	Lexington
91-92	UK 75, UA 74(OT)	Lexington	99-00	Ark. 83, UK 70	Fayetteville
91-92	UK 79, Ark. 63	Albany, GA-SEC	00-01	Ark. 69, UK 50	Fayetteville
92-93	Ark. 45, UK 43	Fayetteville	00-01	Ark. 84, UK 78	Lexington
93-94	UK 81, Ark. 60	Lexington	01-02	Ark. 76, UK 64	Fayetteville
94-95	Ark. 62, UK 56	Fayetteville	02-03	Ark. 70, UK 60	Lexington
95-96	UK 69, Ark. 66	Lexington	03-04	Ark. 69, UK 58	Fayetteville
96-97	Ark. 88, UK 55	Fayetteville	04-05	UK 73, Ark. 67	Lexington
96-97	Ark. 71, UK 60	Chatt-SEC	05-06	UK 79, Ark. 50	Fayetteville
97-98	Ark. 79, UK 63	Lexington	06-07	UK 87, Ark. 60	Lexington
98-99	Ark. 74, UK 69	Fayetteville	06-07	UK 72, Ark. 57	Duluth, GA-SEC

2007-08 Schedule

Nov. 10 South Carolina Upstate
Nov. 15 at George Washington
Nov. 18 Florida Atlantic
N. 23-25 vs. Rainbow Wahine Classic
Nov. 30 Western Kentucky
Dec. 4 William & Mary
Dec. 8 at Michigan
Dec. 20 Louisville
Dec. 28 Old Dominion
Dec. 30 at South Alabama
Jan. 1 Xavier
Jan. 7 Wofford
Jan. 10 Florida
Jan. 13 at Miss State
Jan. 17 Tennessee
Jan. 20 Auburn
Jan. 24 at South Carolina
Jan. 27 LSU
Jan. 31 at Georgia
Feb. 3 at Tennessee
Feb. 7 Mississippi
Feb. 14 at Vanderbilt
Feb. 17 Alabama
Feb. 21 at LSU
Feb. 24 at ARKANSAS
Mar. 2 South Carolina
Mar. 6-9 SEC Tournament
Kentucky was Arkansas' Eastern Division partner during the 1999-2000 and 2000-01 seasons

2006-07 Results

Kentucky, 80, Washington State 51
Indiana 54, Kentucky 51
Kentucky 69, Old Dominion 55
Delaware 86, Kentucky 70
Kentucky 78, Southern Illinois 59
Kentucky 79, Detroit 44
Louisville 83, Kentucky 75
Kentucky 75, Alabama State 46
Kentucky 83, Arkansas Pine Bluff 46
Kentucky 84, Mississippi Valley State 37
Kentucky 70, Southern 44
Kentucky 82, Kent State 47
Kentucky 86, Memphis 51
Kentucky 77, Texas Pan American 45
Kentucky 59, South Carolina 55
Ohio State 53, Kentucky 51
Kentucky 63, Alabama 62
Ole Miss 67, Kentucky 65 (OT)
LSU 76, Kentucky 58
Kentucky 68, Auburn 65
Mississippi State 83, Kentucky 75
South Carolina 66, Kentucky 56
Vanderbilt 63, Kentucky 62
Kentucky 84, Florida 74
Kentucky 69, Ole Miss 61
Tennessee 82, Kentucky 62
Georgia 82, Kentucky 72 (OT)
Kentucky 87, Arkansas 60
Florida 83, Kentucky 79
Kentucky 72, Arkansas 57
Georgia 72, Kentucky 40
Kentucky 65, Oakland 56
Kentucky 85, Ball State 82
Wisconsin 67, Kentucky 61

LOUISIANA STATE UNIVERSITY

Game 16: Thursday, Jan. 10, 2008 -- 7:00 PM -- Walton Ar
G. 28: Thurs., Feb. 24, 2008 -- 7:00 PM -- PMAC (Cox Spor

www.LSUports.net

Location: Baton Rouge, La.

Enrollment: 29,317

Nickname: Lady Tigers

Home Court: Pete Maravich Assembly Center (14,164)

Head Coach: Van Chancellor

Record at School: 0-0 (First year)

Overall Record: 439-154 (20 years)

Office Phone: (225) 578-8204

Assistant Coaches: Travis Mays (Texas '90), Yolanda Wells-Broughton (Grambling State '95), Bob Starkey

Basketball SID: Brian Miller

Office Phone: (225) 578-8204

Home Phone: (225) 261-7941

Fax: (225) 578-1861

Press Row Phone: (225) 578-8226

E-mail: bmiller@lsu.edu

2006-07 Record: 32-8

Conference: 10-4 (tied 3rd) Post Season: NCAA Final Four

Letters/Starters Returning: 11/5

Top Returnees:

Name	Ht.	Cl.	Pos.	ppg	rpg
Erica White	5-3	Sr.	G	8.2	3.5
Sylvia Fowles	6-6	Sr.	C	16.9	12.6
Ashley Thomas	6-0	Sr.	F	11.8	2.8



Fowles >

LADY'BACKS VS. LSU

Series: LSU leads 21-9 Streak: LSU W10 Margin: +25 (98-99), -46 (04-05)
In Fayetteville: 6-8 In Baton Rouge: 3-11 Neutral: 0-2

Arkansas Points: High, 86 (98-99); Low, 42 (05-06) LSU Points: High, 93 (05-06); Low, 61 (00-01)

YEAR	RESULT	SITE	YEAR	RESULT	SITE
91-92	Ark. 74, LSU 66	Fayetteville	00-01	LSU 61, Ark. 54	Baton Rouge
92-93	Ark. 69, LSU 66	Baton Rouge	00-01	LSU 62, Ark. 58	Fayetteville
93-94	LSU 75, Ark. 64	Fayetteville	01-02	LSU 65, Ark. 55	Baton Rouge
94-95	Ark. 82, LSU 72	Baton Rouge	01-02	Ark. 80, LSU 71	Fayetteville
95-96	Ark. 73, LSU 72	Baton Rouge	02-03	Ark. 82, LSU 72	Fayetteville
95-96	Ark. 74, LSU 65	Fayetteville	02-03	LSU 70, Ark. 57	Baton Rouge
95-96	LSU 91, Ark. 63	Amarillo, TX	02-03	LSU 78, Ark. 72	NLR-SEC
96-97	LSU 79, Ark. 72	Baton Rouge	03-04	LSU 73, Ark. 65	Fayetteville
96-97	LSU 76, Ark. 66	Fayetteville	03-04	LSU 92, Ark. 65	Baton Rouge
97-98	Ark. 81, LSU 66	Fayetteville	04-05	LSU 91, Ark. 45	Baton Rouge
97-98	LSU 77, Ark. 55	Baton Rouge	04-05	LSU 90, Ark. 64	Fayetteville
98-99	LSU 85, Ark. 51	Baton Rouge	05-06	LSU 93, Ark. 59	Fayetteville
98-99	Ark. 86, LSU 61	Fayetteville	05-06	LSU 64, Ark. 42	Baton Rouge
99-00	LSU 82, Ark. 69	Fayetteville	06-07	LSU 70, Ark. 53	Baton Rouge
99-00	LSU 68, Ark. 51	Baton Rouge	06-07	LSU 86, Ark. 65	Fayetteville

2007-08 Schedule

Nov. 9 Samford
Nov. 11-18 Pre-Season Women's NIT
Nov. 21 UL-Lafayette
Nov. 25 at Rutgers
Nov. 29 at Houston
Dec. 2 at Tulane
Dec. 16 at Louisiana Tech
Dec. 18 vs. Illinois-Chicago
Dec. 19 vs. Miami
Dec. 28 at Middle Tennessee State
Dec. 30 New Orleans
Jan. 3 at Florida State
Jan. 10 at ARKANSAS
Jan. 13 Vanderbilt
Jan. 20 Miss State
Jan. 24 at Auburn
Jan. 27 at Kentucky
Jan. 31 South Carolina
Feb. 3 at Florida
Feb. 7 at Alabama
Feb. 10 Georgia
Feb. 14 at Tennessee
Feb. 17 Mississippi
Feb. 21 Kentucky
Feb. 25 Connecticut
Feb. 28 ARKANSAS
Mar. 2 at Mississippi State
Mar. 6-9 SEC Tournament
LSU has been Arkansas' permanent "travel" partner since the beginning of SEC home-and-home games.

2006-07 Results

LSU 64, West Virginia 25
LSU 88, Howard 44
LSU 70, Virginia Tech 40
LSU 65, UL-Lafayette 31
LSU 59, Tulane 39
Baylor 64, LSU 60
LSU 61, Tulsa 37
LSU 105, Eastern Washington 52
LSU 65, New Orleans 45
LSU 80, Detroit Mercy 44
LSU 75, Ohio State 51
LSU 65, Michigan State 50
LSU 83, McNeese State 28
LSU 61, Louisiana Tech 44
LSU 80, South Florida 48
LSU 57, Georgia 55
Ole Miss 77, LSU 74
LSU 77, Mississippi State 50
LSU 76, Kentucky 58
LSU 61, Alabama 45
LSU 70, Arkansas 53
LSU 65, Auburn 45
Georgia 53, LSU 51
LSU 49, South Carolina 46
LSU 79, Florida 66
Connecticut 72, LSU 71
LSU 86, Arkansas 65
Tennessee 56, LSU 51
Vanderbilt 68, LSU 58
LSU 70, Alabama 27
LSU 52, Ole Miss 46
Tennessee 63, LSU 54
Vanderbilt 51, LSU 45
LSU 77, UNC Asheville 39
LSU 49, West Virginia 43
LSU 55, Florida State 43
LSU 73, Connecticut 50
Rutgers 59, LSU 35

UNIVERSITY OF MISSISSIPPI

Game 17: Sunday, Jan. 13, 2008 -- 2:00 PM
Tad Smith Coliseum -- Oxford, Miss. (Fox Sports Net)

www.OleMissSports.com

Location: Oxford, Miss.

Enrollment: 17,325

Nickname: Lady Rebels

Home Court: C.M. "Tad" Smith Coliseum (8,700)

Head Coach: Renee Ladner

Record at School: 0-0 (1 year)

Overall Record: 0-0 (1 year)

Office Phone: (662) 915-7592

Assistant Coaches: Peggie Gillom-Granderson (Ole Miss, '80),
Jocelyn McGilberry (Auburn '90), Marlene Stollings (Ohio '98)

Basketball SID: Daniel Snowden

Office Phone: (662) 915-7522

Home Phone: n/a

Fax: (662) 915-7006

Press Row Phone: (662) 236-1931

E-mail: desnode@olemiss.edu

2006-07 Record: 24-11

Conference: 9-5 (5th)

Post Season: NCAA Elite Eight

Letters/Starters Returning: 11/2

Top Returnees:

Name	Ht.	Cl.	Pos.	ppg	rpg
Alliesha Easley	5-8	SO	G	11.0	3.1
Dametra Forrest	6-1	SR	F	5.8	3.9

Easley >

Ole Miss



MISSISSIPPI STATE UNIVERSITY

Game 21: Sunday, Jan. 27, 2008 -- 2:00 PM
Bud Walton Arena -- Fayetteville

www.msstateathletics.com

Location: Starkville, Mississippi

Enrollment: 16,976

Nickname: Lady Bulldogs

Home Court: Humphrey Coliseum (10,500)

Head Coach: Sharon Fanning

Record at School: 194-161 (12 years)

Overall Record: 517-387 (31 years)

Office Phone: (662) 325-0198

Assistant Coaches: Stacey Franklin (Alabama '93), Nitra Perry (MSU '00),
Greg Franklin (Austin Peay '94)

Basketball SID: Cassie Chance

Office Phone: (662) 325-0972

Home Phone: (601) 513-0080

Fax: (662) 325-2563

Press Row Phone: (662) 325-3776

E-mail: cchance@athletics.msstate.edu

2006-07 Record: 18-14

Conference: 7-7 (6th)

Post Season: WNIT Third Round

Letters/Starters Returning: 12/3

Name	Ht.	Cl.	Pos.	ppg	rpg
Robin Porter	5-11	JR	G/F		

Porter >



LADY'BACKS VS. OLE MISS

Series: Ole Miss leads 18-7 Streak: Ole Miss W6 Margin: +18 (twice), -35 (01-02)
In Fayetteville: 6-4 In Oxford: 0-11 Neutral: 1-3

Arkansas Points: High, 82 (00-01); Low, 50 (97-98)			UM Points: High, 94 (05-06); Low 56 (93-94)		
YEAR	RESULT	SITE	YEAR	RESULT	SITE
85-86	UM 76, Ark. 61	Oxford	99-00	UM 78, Ark. 63	Oxford
87-88	UM 88, Ark. 72	Pine Bluff	00-01	Ark. 82, UM 64	Fayetteville
88-89	UM 75, Ark. 63	Oxford	01-02	UM 81, Ark. 46	Oxford
90-91	Ark. 79, UM 70	Fayetteville	01-02	Ark. 78, UM 60	Nashville-SEC
91-92	UM 66, Ark. 65	Oxford	02-03	Ark. 62, UM 60	Fayetteville
92-93	Ark. 73, UM 72	Fayetteville	03-04	Ark. 67, UM 61	Fayetteville
93-94	UM 56, Ark. 54	Oxford	03-04	UM 84, Ark. 73	Oxford
94-95	UM 75, Ark. 74	Fayetteville	04-05	UM 85, Ark. 73	Oxford
95-96	UM 73, Ark. 62	Oxford	04-05	UM 75, Ark. 52	Fayetteville
95-96	UM 76, Ark. 73	Chattanooga-SEC	05-06	UM 85, Ark. 78	Oxford
96-97	Ark. 71, UM 62	Fayetteville	05-06	UM 94, Ark. 64	N. Little Rock-SEC
97-98	UM 68, Ark. 50	Oxford	06-07	UM 90, Ark. 87 (OT)	Fayetteville
98-99	UM 80, Ark. 73	Fayetteville			

2007-08 Schedule

Nov. 11	at Nebraska
Nov. 18	La.-Lafayette
Nov. 20	Alabama A&M
N. 23-24	Pepperdine Tournament
Nov. 29	Alabama-Birmingham
Dec. 2	at Ohio State
Dec. 10	Arkansas-Pine Bluff
Dec. 13	at Penn State
Dec. 15	at Miami (Fla)
Dec. 21	North Carolina State
D. 29-30	Lady Griz Holiday Classic
Jan. 3	Central Michigan
Jan. 10	at Georgia
Jan. 13	ARKANSAS
Jan. 20	South Carolina
Jan. 24	at Miss State
Jan. 27	at Vanderbilt
Jan. 31	Tennessee
Feb. 3	Alabama
Feb. 7	at Kentucky
Feb. 10	at South Carolina
Feb. 14	Miss State
Feb. 17	at LSU
Feb. 21	Auburn
Feb. 24	at Alabama
Mar. 2	Florida
Mar. 6-9	SEC Tournament

Ole Miss was Arkansas' Western Division partner in 2003-04 & 2004-05.

2006-07 Results

Ole Miss 92, SE Louisiana 46
Ole Miss 99, UAB 85
Rice 92, Ole Miss 91
Ole Miss 94, Rhode Island 49
Ole Miss 79, Arkansas-Pine Bluff 46
Ole Miss 61, Northwestern 58
Maryland 110, Ole Miss 79
Ole Miss 75, Illinois 50
Ole Miss 65, Penn State 48
Rutgers 89, Ole Miss 84 (3OT)
Ole Miss 104, Central Arkansas 63
Ole Miss 82, Miami 64
Texas-Arlington 66, Ole Miss 55
Ole Miss 99, Fordham 43
Ole Miss 87, Nicholls State 50
Ole Miss 74, Auburn 66
Ole Miss 76, Vanderbilt 66
Ole Miss 77, LSU 74
Ole Miss 67, Kentucky 65 (OT)
Ole Miss 76, South Carolina 57
Ole Miss 76, Georgia 57
Mississippi State 73, Ole Miss 71
Ole Miss 72, Florida 64
Ole Miss 90, Arkansas 87 (2OT)
Ole Miss 69, Kentucky 61
Ole Miss 84, Alabama 43
Tennessee 81, Ole Miss 69
Ole Miss 86, Mississippi State 84 (OT)
Auburn 64, Ole Miss 56
Ole Miss 78, Alabama 49
LSU 52, Ole Miss 46
Ole Miss 88, TCU 74
Ole Miss 89, Maryland 78
Ole Miss 90, Oklahoma 82
Tennessee 98, Ole Miss 62

LADY'BACKS VS. MISSISSIPPI ST.

Series: Arkansas leads 13-11 Streak: MSU W2 Margin: +29 (92-93), -21 (98-99)
In Fayetteville: 8-2 In Starkville: 3-7 Neutral: 2-2
Arkansas Points: High, 94 (00-01); Low, 55 (03-04) MSU Points: High, 85 (01-02); Low, 45 (2x)

YEAR	RESULT	SITE	YEAR	RESULT	SITE
91-92	MSU 76, Ark. 56	Starkville	00-01	Ark. 72, MSU 45	Fayetteville
92-93	Ark. 80, MSU 51	Fayetteville	00-01	Ark. 94, MSU 76	Memphis-SEC
93-94	Ark. 67, MSU 61	Starkville	01-02	MSU 85, Ark. 82 (OT)	Starkville
94-95	Ark. 86, MSU 63	Fayetteville	02-03	MSU 72, Ark. 59	Fayetteville
95-96	MSU 77, Ark. 67	Starkville	03-04	MSU 57, Ark. 55	Starkville
96-97	Ark. 84, MSU 67	Fayetteville	03-04	MSU 79, Ark. 74	Nashville-SEC
97-98	Ark. 80, MSU 73	Starkville	04-05	Ark. 83, MSU 71	Fayetteville
97-98	Ark. 89, MSU 70	Fayetteville	04-05	Ark. 80, MSU 73	Greenville-SEC
98-99	Ark. 85, MSU 58	Fayetteville	05-06	Ark. 66, MSU 45	Starkville
98-99	MSU 81, Ark. 60	Starkville	05-06	Ark. 60, MSU 58	Fayetteville
98-99	MSU 79, Ark. 70	Chattanooga-SEC	06-07	MSU 81, Ark. 73	Fayetteville
99-00	MSU 69, Ark. 56	Starkville	06-07	MSU 80, Ark. 75	Starkville

2007-08 Schedule

Nov. 9	SE Louisiana
Nov. 11	Centenary
Nov. 15	at Belmont
Nov. 18	Mercer
Nov. 22	vs. Iowa
Nov. 23	vs. Oklahoma
Nov. 29	Southern Miss
Dec. 2	at Memphis
Dec. 13	at Louisiana Tech
Dec. 16	Georgia Tech
Dec. 20	McNeese State
Dec. 30	LA-Lafayette
Jan. 3	at UAB
Jan. 7	Miss Valley State
Jan. 10	at Vanderbilt
Jan. 13	Kentucky
Jan. 20	at LSU
Jan. 24	Mississippi
Jan. 27	at ARKANSAS
Jan. 31	Alabama
Feb. 3	at Auburn
Feb. 7	Tennessee
Feb. 10	Florida
Feb. 14	at Mississippi
Feb. 17	Georgia
Feb. 21	at South Carolina
Feb. 24	at Tennessee
Mar. 2	LSU
Mar. 6-9	SEC Tournament

MSU returned as Arkansas' Western rotating partner in 2005-06. MSU was the West Division partner in 1997-98 and 1998-99.

2006-07 Results

Mississippi State 71, Troy 43
Mississippi State 69, SE Louisiana 62
Belmont 67, Mississippi State 60
Mississippi State 80, Mississippi Valley State 51
Mississippi State 65, Florida State 60
UAB 76, Mississippi State 70
Southern Miss 57, Mississippi State 47
Louisiana Tech 60, Mississippi State 54
Purdue 75, Mississippi State 49
Mississippi State 72, Grambling 63
Mississippi State 61, New Orleans 54
Mississippi State 71, Tennessee State 45
Mississippi State 62, Georgia Tech 56
Mississippi State 50, Mercer 37
Mississippi State 81, Arkansas 73
Georgia 74, Mississippi State 61
LSU 77, Mississippi State 50
Tennessee 73, Mississippi State 44
Mississippi State 87, South Carolina 73
Mississippi State 83, Kentucky 75
Mississippi State 73, Ole Miss 71
Mississippi State 80, Arkansas 75
Auburn 63, Mississippi State 57
Mississippi State 92, Savannah State 64
Mississippi State 79, Florida 74
Vanderbilt 84, Mississippi State 64
Ole Miss 86, Mississippi State 84 (OT)
Mississippi State 89, Alabama 70
South Carolina 72, Mississippi State 66
Florida 69, Mississippi State 63
Mississippi State 79, Tulane 73
Western Kentucky 56, Mississippi State 53

LADY'BACKS
THE FUTURE

UNIVERSITY OF SOUTH CAROLINA

Game 22: Sunday, Feb. 3, 2008 -- 2:00 PM (3 PM EST)
Colonial Center -- Columbia, S.C.

www.uscsports.com

Location: Columbia, S.C.

Enrollment: 23,700

Nickname: Gamecocks

Home Court: Colonial Center (18,000)

Head Coach: Susan Walvius

Record at School: 149-144 (10 years)

Overall Record: 247-245 (17 years)

Office Phone: (803) 777-0371

Assistant Coaches: Tammy Holder (William & Mary '80),
Michelle Marciniak (Tennessee '96), Ronald Hughey Limestone '06)

Basketball SID: Diana Koval

Office Phone: (803) 777-7977

Cell Phone: (314) 369-6050

Fax: (803) 777-2967

Press Row Phone: (803) 777-6182

E-mail: dkoval@gwm.sc.edu

2006-07 Record: 18-15

Conference: 6-8 (tied 7th)

Post Season: WNIT Third Round

Letters/Starters Returning: 5/1

Top Returnees:

Name	Ht.	Cl.	Pos.	ppg	rpg
Demetress Adams	6-4	JR	C	5.8	5.3
Lakesha Tolliver	6-3	SR	F	7.6	4.2
Ilona Burgrova	6-6	SR	C	5.6	4.6

Adams >



LADY'BACKS VS. SOUTH CAROLINA

Series: Arkansas leads 13-7 Streak: USC W2 Margin: +28 (01-02); -25 (twice)
In Fayetteville: 8-1 In Columbia: 3-6 Neutral: 2-0

Arkansas Points: High, 88 (98-99); Low, 49 (00-01) USC Points: High, 91 (01-02); 46 (01-02)

YEAR	RESULT	SITE	YEAR	RESULT	SITE
91-92	Ark. 58, USC 51	Fayetteville	00-01	USC 66, Ark. 49	Columbia
92-93	USC 76, Ark. 51	Columbia	01-02	USC 91, Ark. 66	Columbia
93-94	Ark. 87, USC 77	Fayetteville	01-02	Ark. 74, USC 46	Fayetteville
94-95	Ark. 63, USC 62	Columbia	01-02	Ark. 79, USC 61	Nash.-SEC
94-95	Ark. 80, USC 70	Chatt.-SEC	02-03	Ark. 67, USC 58	Fayetteville
95-96	Ark. 66, USC 58	Fayetteville	02-03	USC 83, Ark. 59	Columbia
96-97	Ark. 82, USC 71	Columbia	03-04	USC 66, Ark. 52	Columbia
97-98	Ark. 86, USC 67	Fayetteville	04-05	Ark. 61, USC 49	Fayetteville
98-99	Ark. 88, USC 80	Columbia	05-06	USC 61, Ark. 52	Columbia
99-00	Ark. 87, USC 79	Fayetteville	06-07	USC 74, Ark. 69	Fayetteville

2007-08 Schedule

Nov. 9	St. Francis
Nov. 15	Virginia
Nov. 17	Buffalo
Nov. 20	Penn State
N. 23-25	FIU Thanksgiving Tourn.
Dec. 1	UNC-Wilmington
Dec. 4	Charleston Southern
Dec. 7	Jackson State
Dec. 17	at Connecticut
Dec. 19	Alabama A&M
Dec. 22	at Clemson
Dec. 30	at Oklahoma
Jan. 3	UNC-Asheville
Jan. 6	Savannah State
Jan. 10	at Alabama
Jan. 13	Tennessee
Jan. 20	at Mississippi
Jan. 24	Kentucky
Jan. 27	Florida
Jan. 31	at LSU
Feb. 3	ARKANSAS
Feb. 7	at Vanderbilt
Feb. 10	Mississippi
Feb. 17	at Auburn
Feb. 21	Miss State
Feb. 24	at Florida
Feb. 28	Georgia
Mar. 2	at Kentucky
Mar. 6-9	SEC Tournament

USC and Arkansas joined the SEC in 1991-92. USC was UA's Eastern partner in 2001-02 and 2002-03.

2006-07 Results

South Carolina 78, East Tennessee State 53
Penn State 68, South Carolina 57
South Carolina 117, North Carolina A&T 63
South Carolina 80, Clemson 48
South Carolina 77, Mercer 30
UL-Lafayette 83, South Carolina 68
North Carolina State 53, South Carolina 41
South Carolina 77, Fordham 38
Oklahoma 78, South Carolina 51
South Carolina 87, High Point 49
South Carolina 85, South Carolina State 42
South Carolina 64, Samford 56
South Carolina 75, UNC-Wilmington 42
South Carolina 75, Winthrop 30
Kentucky 59, South Carolina 55
Stanford 69, South Carolina 54
Vanderbilt 67, South Carolina 66
South Carolina 95, Alabama 35
Ole Miss 76, South Carolina 57
Mississippi State 87, South Carolina 73
South Carolina 79, Florida 51
South Carolina 66, Kentucky 56
Tennessee 72, South Carolina 36
LSU 69, South Carolina 46
South Carolina 74, Arkansas 69
Georgia 81, South Carolina 57
South Carolina 70, Auburn 61
Vanderbilt 83, South Carolina 65
South Carolina 72, Mississippi State 66
South Carolina 65, Auburn 63
Tennessee 81, South Carolina 63
South Carolina 81, Hartford 40
Hofstra 64, South Carolina 59

UNIVERSITY OF TENNESSEE

Game 20: Thursday, Jan. 24, 2008 -- 6:00 PM (7 PM EST)
Thompson-Boling Arena -- Knoxville, Tenn.

www.utladyvols.com

Location: Knoxville, Tenn.

Enrollment: 26,560

Nickname: Lady Volunteers

Home Court: Thompson-Boling Arena (21,678)

Head Coach: Pat Summitt

Record at School: 947-180 (33 years)

Overall Record: Same

Office Phone: (865) 974-0600

Assistant Coaches: Holly Warlick (Tennessee '80), Nikki Caldwell
(Tennessee '94), Dean Lockwood (Spring Arbor College '82)

Basketball SID: Debby Jennings

Office Phone: (865) 974-4275

Home Phone: (865) 806-5671

Fax: (865) 974-8875

Press Row Phone: (865) 974-0110

E-mail: djennings@utk.edu

2006-07 Record: 34-3

Conference: 14-0 (1st)

Post Season: NCAA Champs

Letters/Starters Returning: 7/4

Top Returnees:

Name	Ht.	Cl.	Pos.	ppg	rpg
Candice Parker	6-4	JR	F/G	19.6	9.8
Alexis Hornbuckle	5-11	SR	G	10.2	5.1
Nicky Anosike	6-4	SR	F/C	7.5	6.2

Parker >



LADY'BACKS VS. TENNESSEE

Series: Tennessee leads 19-1 Streak: Tennessee W13 Margin: +2 (96-97); -46 (91-92)
In Fayetteville: 1-8 In Knoxville: 0-9 Neutral: 0-1

Arkansas Points: High, 79 (02-03); Low, 37 (05-06) UT Points: High, 105 (91-92); Low 72 (04-05)

YEAR	RESULT	SITE	YEAR	RESULT	SITE
91-92	UT 105, Ark. 59	Knoxville	00-01	UT 76, Ark. 61	Fayetteville
92-93	UT 72, Ark. 55	Fayetteville	01-02	UT 93, Ark. 65	Knoxville
93-94	UT 89, Ark. 67	Knoxville	02-03	UT 92, Ark. 79	Fayetteville
94-95	UT 87, Ark. 67	Fayetteville	03-04	UT 83, Ark. 44	Knoxville
95-96	UT 78, Ark. 66	Knoxville	03-04	UT 93, Ark. 71	Fayetteville
96-97	Ark. 77, UT 75	Fayetteville	04-05	UT 72, Ark. 54	Knoxville
97-98	UT 88, Ark. 58	Knoxville	04-05	UT 84, Ark. 71	Fayetteville
97-98	UT 86, Ark. 58	Kansas City	05-06	UT 77, Ark. 37	Knoxville
98-99	UT 82, Ark. 62	Fayetteville	06-07	UT 75, Ark. 68 (OT)	Fayetteville
99-00	UT 79, Ark. 69	Knoxville			

2007-08 Schedule

Nov. 11	Chattanooga
Nov. 15	Oklahoma (Tampa, Fla)
Nov. 18	Texas
Nov. 21	at West Virginia
Nov. 26	Louisiana Tech
Dec. 2	North Carolina
Dec. 5	Old Dominion
Dec. 13	Middle Tennessee
Dec. 16	Gonzaga
Dec. 19	at UCLA
Dec. 22	at Stanford
Jan. 2	at DePaul
Jan. 5	at Notre Dame
Jan. 10	Auburn
Jan. 13	at South Carolina
Jan. 17	at Kentucky
Jan. 20	Vanderbilt
Jan. 24	ARKANSAS
Jan. 28	at Duke
Jan. 31	at Ole Miss
Feb. 3	Kentucky
Feb. 7	at Miss State
Feb. 11	Rutgers
Feb. 14	LSU
Feb. 17	at Vanderbilt
Feb. 21	at Alabama
Feb. 24	Miss State
Feb. 28	Florida
Mar. 2	at Georgia
Mar. 6-9	SEC Tournament

Tennessee was Arkansas' Eastern Division rotating partner in 2003-04 and 2004-05.

2006-07 Results

Tennessee 102, Chattanooga 72
Tennessee 83, UCLA 60
Tennessee 83, Arizona State 74
Tennessee 77, Stanford 60
Tennessee 88, Middle Tennessee State 64
Tennessee 71, Louisiana Tech 50
North Carolina 70, Tennessee 57
Tennessee 85, Tennessee-Martin 29
Tennessee 85, George Washington 62
Tennessee 67, Texas 46
Tennessee 66, West Virginia 51
Tennessee 75, Old Dominion 59
Tennessee 78, Notre Dame 54
Tennessee 72, Alabama 36
Tennessee 70, Connecticut 64
Tennessee 80, Florida 58
Tennessee 52, Georgia 41
Tennessee 73, Mississippi State 44
Duke 74, Tennessee 70
Tennessee 67, Vanderbilt 57
Tennessee 80, Alabama 51
Tennessee 72, South Carolina 36
Tennessee 73, Georgia 57
Tennessee 72, Auburn 62
Tennessee 84, Kentucky 62
Tennessee 81, Ole Miss 69
Tennessee 56, LSU 51
Tennessee 75, Arkansas 68 (OT)
Tennessee 73, Vanderbilt 53
Tennessee 81, South Carolina 63
LSU 63, Tennessee 54
Tennessee 76, Drake 37
Tennessee 68, Pittsburgh 54
Tennessee 65, Marist 46
Tennessee 98, Ole Miss 62
Tennessee 56, North Carolina 50
Tennessee 59, Rutgers 46

VANDERBILT UNIVERSITY

Game 26: Thursday, Feb. 21, 2008 -- 7:00 PM
Bud Walton Arena -- Fayetteville

www.vucommodores.com

Location: Nashville, Tenn.

Enrollment: 6,378

Nickname: Commodores

Home Court: Memorial Gymnasium (14,168)

Head Coach: Melanie Balcomb

Record at School: 121-43 (5 years)

Overall Record: 284-147 (14 years)

Office Phone: (645) 343-8482

Assistant Coaches: Vicky Picott (Rutgers '92), Lisa Cernignano (Geo. Wash. '97), Kim Rosamond (Ole Miss '88)

Basketball SID: Chris Weinman

Office Phone: (615) 343-0019

Home Phone: (615) 343-8482

Fax: (615) 343-7064

Press Row Phone: (615) 320-0436

E-mail: chris.weinman@vanderbilt.edu

2006-07 Record: 28-6

Conference: 10-4 (tied 3rd)

Post Season: NCAA Second Round

Letters/Starters Returning: 8/4

Top Returnees:

Name	Ht.	Cl.	Pos.	ppg	rpg	
Christina Wirth	6-1	JR	G/F	11.4	4.4	Wirth >
Liz Sherwood	6-4	SR	C	8.8	3.6	



The SEC's most successful tournament attendance came in 2004 when the league visited Arkansas for the 24th edition of the SEC Women's Basketball Tournament. The overall attendance for the 11-game, seven-session event was the best in league history -- a combined 43,642 -- and the Tennessee-LSU championship crowd was by far the greatest for a neutral site in conference history.

SEC Tournament

Thursday, March 6 -- Sunday, March 9, 2008

Sommet Center -- Nashville, Tenn.

The Southeastern Conference Women's Basketball Tournament returns to a familiar site with a new name, the Sommet Center (formerly the Gaylord Entertainment Complex) in Nashville, Tenn.

Next season, the tournament returns to the Natural State as the 2009 event is hosted by North Little Rock's ALLTEL Arena. The 2006 edition came close to breaking the historic 2004 attendance. When the SEC awarded the bid to North Little Rock, Ark., and ALLTEL in 2004, it was the first time the league took a major championship west of the Mississippi River. The SEC was rewarded with an all-time record-setting attendance.

Last year's Gwinnett Center hosted tournament marks the first time since 2005 for a new venue in the tournament's history. The 20th edition was also in the eastern half of the league at the Bi-Lo Center in Greenville, S.C.



The SEC celebrated its 25th season at the "GEC" in Nashville, Tenn., although for the traditional postseason event it was the 19th event.

In 2001, the tournament began a three-year rotation through larger venues to accommodate the growing crowds, heading to Nashville in 2002 and ALLTEL in 2003.

Prior to the start of the current rotation, the tournament was held in Chattanooga, Tenn., five of the six seasons. The 1999 tournament proved to be the most successful when several attendance records were shattered.

Chattanooga also hosted the event for five years from 1993-97. During that time, the SEC tournament experienced a growth in fan support, highlighted by several then-record setting attendances. Chattanooga also hosted in 2000.

The tournament moved to Columbus, Ga., in 1998 for one year. Before the Chattanooga era, Albany, Ga., served as the site of the tournament for six years from 1987-92. Prior to 1987 the tournament was held at campus sites, beginning with its inception in 1980. During those first years, the postseason tournament champion was crowned the league overall champion.

The winner of the 11-game tournament receives the league's automatic bid to the NCAA Tournament. The tournament seeds and conference champion will be determined by the 14-game regular-season SEC schedule. The top four seeds earn a first-round bye.

LADY'BACKS VS. VANDERBILT

Series: Vanderbilt leads 15-5 Streak: Vanderbilt W3 Margin: +10 (01-02); -37 (06-07)
In Fayetteville: 4-5 In Nashville: 1-9 Neutral: 0-1

Arkansas Points: High, 80 (97-98); Low, 34 (06-07)

Vandy Pts: High, 98 (06-07); Low, 52 (99-00)

YEAR	RESULT	SITE	YEAR	RESULT	SITE
91-92	Vandy 79, Ark. 75	Nashville	01-02	Ark. 67, Vandy 57	Fayetteville
92-93	Vandy 80, Ark. 59	Fayetteville	01-02	Vandy 81, Ark. 78	Nash. SEC
93-94	Vandy 67, Ark. 58	Nashville	02-03	Vandy 76, Ark. 59	Nashville
94-95	Ark. 73, Vandy 71 OT	Fayetteville	03-04	Vandy 74, Ark. 69	Fayetteville
95-96	Vandy 65, Ark. 60	Fayetteville	04-05	Vandy 78, Ark. 43	Nashville
96-97	Vandy 77, Ark. 68	Nashville	04-05	Vandy 79, Ark. 60	Greenville-SEC
97-98	Vandy 85, Ark. 80 OT	Fayetteville	05-06	Ark. 51, Vandy 50 OT	Fayetteville
98-99	Vandy 73, Ark. 57	Nashville	05-06	Vandy 64, Ark. 59	Nashville
99-00	Ark. 61, Vandy 52	Fayetteville	06-07	Vandy 98, Ark. 61	Nashville
00-01	Ark. 68, Vandy 64	Nashville	06-07	Vandy 61, Ark. 34	Fayetteville.

2007-08 Schedule

Nov. 9	Alabama-Birmingham
Nov. 11	Furman
Nov. 14	at Indiana State
Nov. 20	at Clemson
N. 23 & 25	Vanderbilt Thanksgiving Classic
Nov. 28	Duke
Dec. 1	St. Mary's
Dec. 2	at California
Dec. 6	Western Kentucky
Dec. 9	Colorado
Dec. 22	Lipscomb
Dec. 30	Old Dominion
Jan. 2	South Florida
Jan. 5	at Princeton
Jan. 10	Miss State
Jan. 13	at LSU
Jan. 17	Georgia
Jan. 20	at Tennessee
Jan. 27	Mississippi
Jan. 31	at Florida
Feb. 3	at Georgia
Feb. 7	South Carolina
Feb. 10	at Alabama
Feb. 14	Kentucky
Feb. 17	Tennessee
Feb. 21	at ARKANSAS
Feb. 28	at Auburn
Mar. 2	Alabama
Mar. 6-9	SEC Tournament

Vanderbilt was Arkansas' Eastern Division rotating partner in 2005-06 and 2006-07.

2006-07 Results

Vanderbilt 81, Colorado 76
Vanderbilt 86, Western Kentucky 78
Vanderbilt 79, Dartmouth 49
Vanderbilt 102, Texas A&M Corpus Christi 75
Vanderbilt 81, Florida Atlantic 49
Vanderbilt 67, California 55
Vanderbilt 85, UAB 63
Vanderbilt 82, Clemson 63
Duke 69, Vanderbilt 48
Vanderbilt 76, South Florida 68
Vanderbilt 109, Lipscomb 40
Vanderbilt 89, Indiana State 75
Vanderbilt 89, Princeton 74
Vanderbilt 70, La Salle 59
Vanderbilt 98, Arkansas 61
Ole Miss 76, Vanderbilt 66
Vanderbilt 67, South Carolina 66
Vanderbilt 82, Florida 69
Georgia 83, Vanderbilt 71
Vanderbilt 72, Georgia Tech 55
Tennessee 67, Vanderbilt 57
Vanderbilt 61, Arkansas 34
Vanderbilt 63, Kentucky 62
Vanderbilt 91, Alabama 51
Vanderbilt 80, Auburn 45
Vanderbilt 84, Mississippi State 64
Vanderbilt 83, South Carolina 65
Vanderbilt 68, LSU 58
Tennessee 75, Vanderbilt 53
Vanderbilt 105, Florida 77
Vanderbilt 81, Georgia 56
Vanderbilt 51, LSU 45
Vanderbilt 62, Delaware State 47
Vanderbilt 59, Bowling Green 56

LADY'BACKS
THE FUTURE

2007 SEC Individual Statistics

SCORING

PLAYER-TEAM	C	G	FG	3FG	FT	PTS	AVG
1.Candace Parker-UT	SO	36	267	6	166	706	19.6
2.Armintie Price-UM	SR	35	239	9	184	671	19.2
3.Sylvia Fowles-LS	JR	38	253	0	137	643	16.9
4.Carla Thomas-VU	SR	34	221	2	107	551	16.2
5.Tasha Humphrey-UG	JR	29	176	19	97	468	16.1
6.Sha Brooks-UF	SO	31	152	55	117	476	15.4
7.DeWanna Bonner-AU	SO	32	175	14	120	484	15.1
8.Marshae Dotson-UF	SO	31	173	0	99	445	14.4
9.Navonda Moore-UA	SR	29	143	37	72	395	13.6
10.Sarah Elliott-UK	JR	34	208	0	44	460	13.5
11.Ashley Awkward-UM	SR	35	174	30	72	450	12.9
12.Depree Bowden-UF	JR	30	132	26	95	385	12.8
13.Kate Mastin-UA	SR	30	127	69	61	384	12.8
14.Lauren Ervin-AR	JR	31	158	1	78	395	12.7
15.Cori Chambers-UG	SR	34	158	85	31	432	12.7
16.Samantha Mahoney-UK	JR	34	148	31	94	421	12.4
17.Imesia Jackson-MS	JR	32	143	0	109	395	12.3
18.Caroline Williams-VU	SR	34	133	91	52	409	12.0
19.Quianna Chaney-LS	JR	38	187	52	23	449	11.8
20.Donica Cosby-AR	FR	30	108	52	81	349	11.6
21.Sidney Spencer-UT	SR	37	157	62	54	430	11.6
22.Christina Wirth-VU	SO	34	140	53	54	387	11.4
23.Sherell Hobbs-AU	SO	34	157	0	72	386	11.4
24.Alliesha Easley-UM	FR	35	144	28	68	384	11.0
25.Alexis Rack-MS	FR	32	105	64	57	331	10.3

REBOUNDING

PLAYER-TEAM	CL	G	OFF	DEF	TOT	AVG/G
1.Sylvia Fowles-LS	JR	38	165	312	477	12.6
2.Jennifer Humphrey-UK	SR	34	128	223	351	10.3
3.Lauren Ervin-AR	JR	31	129	190	319	10.3
4.Candace Parker-UT	SO	36	92	260	352	9.8
5.Armintie Price-UM	SR	35	108	201	309	8.8
6.DeWanna Bonner-AU	SO	32	67	192	259	8.1
7.Marshae Dotson-UF	SO	31	73	164	237	7.6
8.Tasha Humphrey-UG	JR	29	86	135	221	7.6
9.Jada Mincy-UM	SR	33	111	132	243	7.4
10.Bethany Washington-MS	FR	32	87	139	226	7.1
11.Sarah Elliott-UK	JR	34	81	156	237	7.0
12.Robin Porter-MS	SO	30	76	131	207	6.9
Depree Bowden-UF	JR	30	79	128	207	6.9
14.Talisha Chandler-UA	FR	30	67	132	199	6.6
15.Carla Thomas-VU	SR	34	67	150	217	6.4
16.Nicky Anosike-UT	JR	37	113	116	229	6.2
17.Melanie Johnson-SC	SR	32	93	83	176	5.5
18.Angel Robinson-UG	FR	33	63	115	178	5.4
19.Shawn Goff-UM	SO	35	96	90	186	5.3
20.Imesia Jackson-MS	JR	32	70	100	170	5.3

FIELD GOAL PCT

(Min. 3.0 made per game)

PLAYER-TEAM	CL	G	FG	FGA	PCT
1.Liz Sherwood-VU	JR	34	129	195	.662
2.Sylvia Fowles-LS	JR	38	253	443	.571
3.Lauren Ervin-AR	JR	31	158	279	.566
4.Sarah Elliott-UK	JR	34	208	372	.559
5.Carla Thomas-VU	SR	34	221	402	.550
6.Angel Robinson-UG	FR	33	104	192	.542
7.Marshae Dotson-UF	SO	31	173	325	.532
8.Candace Parker-UT	SO	36	267	505	.529
9.Jennifer Humphrey-UK	SR	34	119	230	.517
10.Imesia Jackson-MS	JR	32	143	279	.513

ASSISTS

PLAYER-TEAM	CL	G	A	AVG
1.Brittney Vaughn-AR	JR	31	176	5.68
2.Dee Davis-VU	SR	34	189	5.56
3.Whitney Boddie-AU	SO	33	158	4.79
4.Armintie Price-UM	SR	35	164	4.69
5.Erica White-LS	JR	37	158	4.27

6.Alexis Hornbuckle-UT	JR	37	146	3.95
7.Marneshia Richard-MS	SO	32	125	3.91
8.Ashley Houts-UG	FR	34	124	3.65
9.Carly Ormerod-UK	SR	34	122	3.59
10.Janese Hardrick-UG	SR	34	117	3.44

FREE THROW PCT

(Min. 2.0 made per game)

PLAYER-TEAM	CL	G	FT	FTA	PCT
1.Kate Mastin-UA	SR	30	61	69	.884
2.Jenny Pfeiffer-UK	SR	33	69	80	.863
3.Janese Hardrick-UG	SR	34	85	102	.833
4.Carla Thomas-VU	SR	34	107	133	.805
5.Dee Davis-VU	SR	34	74	92	.804
6.Depree Bowden-UF	JR	30	95	121	.785
7.Sha Brooks-UF	SO	31	117	150	.780
8.DeWanna Bonner-AU	SO	32	120	154	.779
9.Ashley Houts-UG	FR	34	105	136	.772
10.Donica Cosby-AR	FR	30	81	105	.771

STEALS

PLAYER-TEAM	CL	G	ST	AVG
1.Armintie Price-UM	SR	35	131	3.74
2.Alexis Hornbuckle-UT	JR	37	113	3.05
3.Ashley Houts-UG	FR	34	93	2.74
4.Depree Bowden-UF	JR	30	70	2.33
5.Brittney Vaughn-AR	JR	31	71	2.29
6.Marneshia Richard-MS	SO	32	72	2.25
7.Navonda Moore-UA	SR	29	61	2.10
8.Dee Davis-VU	SR	34	70	2.06
9.Sha Brooks-UF	SO	31	63	2.03
10.Melanie Johnson-SC	SR	32	63	1.97

3-POINT FG PCT

(Min. 1.0 made per game)

PLAYER-TEAM	CL	G	3P	3PA	PCT
1.Caroline Williams-VU	SR	34	91	187	.487
2.Christina Wirth-VU	SO	34	53	121	.438
3.Shannon Bobbitt-UT	JR	36	69	167	.413
4.Sidney Spencer-UT	SR	37	62	156	.397
5.Megan Darrah-UG	JR	34	38	96	.396
6.Cori Chambers-UG	SR	34	85	228	.373
7.D. Washington-AR	SR	31	64	173	.370

SEC Women's Basketball Tournament Bracket

FIRST ROUND

Thurs., Mar. 6

Team #8

Game #1 ~ 12 p.m.

Team #9

Team #5

Game #3 ~ 6 p.m.

Team #12

Team #6

Game #4 ~ 8:30 p.m.

Team #11

Team #7

Game #2 ~ 2:30 p.m.

Team #10

SECOND ROUND

Fri., Mar. 7

Team #1

Game #5 ~ 12 p.m.

Team #4

Game #7 ~ 6 p.m.

Team #3

Game #8 ~ 8:30 p.m.

Team #2

Game #6 ~ 2:30 p.m.

SEMIFINALS

Sat., Mar. 8

Game #9
5:45 p.m.

Game #10
8:15 p.m.

FINALS

Sun., Mar. 9

Game #11
6:30 p.m.
(ESPN2)

NCAA Automatic
Bid Recipient

ALL TIMES LISTED ARE CENTRAL
Games 1-10 televised by Fox Sports Net

2007 SEC Team Statistics

SCORING OFFENSE

TEAM	G	W-L	PTS	AVG
1. Ole Miss	35	24-11	2718	77.7
2. Vanderbilt	34	28-6	2595	76.3
3. Tennessee	37	34-3	2724	73.6
4. Georgia	34	27-7	2441	71.8
5. Kentucky	34	20-14	2392	70.4
6. Arkansas	31	18-13	2171	70.0
7. Auburn	34	21-13	2347	69.0
8. S. Carolina	33	18-15	2265	68.6
9. Florida	31	9-22	2127	68.6
10. Miss. State	32	18-14	2169	67.8
11. LSU	38	30-8	2505	65.9
12. Alabama	30	10-20	1806	60.2

FIELD GOAL PCT.

TEAM	G	FG	FGA	PCT
1. Vanderbilt	34	944	1866	.506
2. Georgia	34	868	1964	.442
3. Tennessee	37	995	2258	.441
4. Auburn	34	870	1992	.437
5. LSU	38	972	2263	.430
6. Kentucky	34	888	2091	.425
7. S. Carolina	33	877	2136	.411
8. Ole Miss	35	1014	2476	.410
9. Alabama	30	669	1652	.405
10. Miss. State	32	788	2021	.390
11. Arkansas	31	790	2030	.389
12. Florida	31	741	1956	.379

3-PT FIELD GOALS

TEAM	G	3FG	AVG
1. Arkansas	28	197	7.04
2. Georgia	32	213	6.66
3. Tennessee	36	199	5.53
4. Vanderbilt	32	175	5.47
5. Florida	30	156	5.20
6. Kentucky	31	141	4.55
7. Ole Miss	31	140	4.52
8. Miss State	28	106	3.79
9. Auburn	29	101	3.48
10. Alabama	28	94	3.36
11. S. Carolina	29	96	3.31
12. LSU	35	76	2.17

BLOCKED SHOTS

TEAM	G	BLOCKS	AVG
1. S. Carolina	33	199	6.03
2. Auburn	34	191	5.62
3. LSU	38	209	5.50
4. Arkansas	31	165	5.32
5. Tennessee	37	194	5.24
6. Kentucky	34	152	4.47
7. Miss. State	32	124	3.88
8. Ole Miss	35	114	3.26
9. Georgia	34	105	3.09
10. Vanderbilt	34	95	2.79
11. Florida	31	78	2.52
12. Alabama	30	65	2.17

SCORING DEFENSE

TEAM	G	PTS	AVG
1. LSU	38	1863	49.0
2. Tennessee	37	2055	55.5
3. Georgia	34	2014	59.2
4. S. Carolina	33	1962	59.5
5. Vanderbilt	34	2106	61.9
Auburn	34	2106	61.9
7. Kentucky	34	2116	62.2
8. Miss. State	32	2108	65.9
9. Ole Miss	35	2354	67.3
10. Arkansas	31	2087	67.3
11. Alabama	30	2084	69.5
12. Florida	31	2299	74.2

FG PCT DEFENSE

TEAM	G	FG	FGA	PCT
1. LSU	38	683	2082	.328
2. S. Carolina	33	687	1837	.374
3. Kentucky	34	760	2032	.374
4. Georgia	34	743	1965	.378
5. Miss. State	32	788	2037	.387
6. Auburn	34	794	2052	.387
7. Tennessee	37	762	1969	.387
8. Vanderbilt	34	728	1876	.388
9. Arkansas	31	772	1916	.403
10. Ole Miss	35	858	2092	.410
11. Alabama	30	719	1723	.417
12. Florida	31	851	1976	.431

REBOUNDING OFFENSE

TEAM	G	REB	AVG
1. S. Carolina	33	1455	44.1
2. Ole Miss	35	1517	43.3
3. Miss. State	32	1350	42.2
4. Kentucky	34	1400	41.2
5. Arkansas	31	1256	40.5
6. LSU	38	1521	40.0
7. Auburn	34	1344	39.5
8. Florida	31	1224	39.5
9. Tennessee	37	1421	38.4
10. Alabama	30	1142	38.1
11. Georgia	34	1277	37.6
12. Vanderbilt	34	1155	34.0

ASSISTS

TEAM	G	ASST	AVG
1. Vanderbilt	34	613	18.03
2. LSU	38	585	15.39
3. Tennessee	37	569	15.38
4. S. Carolina	33	507	15.36
5. Arkansas	31	462	14.90
6. Georgia	34	477	14.03
7. Ole Miss	35	487	13.91
8. Auburn	34	465	13.68
9. Kentucky	34	455	13.38
10. Miss. State	32	418	13.06
11. Alabama	30	371	12.37
12. Florida	31	318	10.26

SCORING MARGIN

TEAM	G	OFF	DEF	+/-
1. Tennessee	37	73.6	55.5	+18.1
2. LSU	38	65.9	49.0	+16.9
3. Vanderbilt	34	76.3	61.9	+14.4
4. Georgia	34	71.8	59.2	+12.6
5. Ole Miss	35	77.7	67.3	+10.4
6. S. Carolina	33	68.6	59.5	+9.2
7. Kentucky	34	70.4	62.2	+8.1
8. Auburn	34	69.0	61.9	+7.1
9. Arkansas	31	70.0	67.3	+2.7
10. Miss. State	32	67.8	65.9	+1.9
11. Florida	31	68.6	74.2	-5.5
12. Alabama	30	60.2	69.5	-9.3

3-PT FG PCT.

TEAM	G	FG	FGA	PCT
1. Vanderbilt	34	209	478	.437
2. Tennessee	37	210	577	.364
3. Georgia	34	215	625	.344
4. LSU	38	136	406	.335
5. Auburn	34	110	347	.317
6. Alabama	30	151	488	.309
7. Miss. State	32	196	652	.301
8. Kentucky	34	155	524	.296
9. Arkansas	31	158	543	.291
10. Florida	31	157	551	.285
11. Ole Miss	35	129	489	.264
12. S. Carolina	33	102	395	.258

REBOUNDING DEFENSE

TEAM	G	REB	AVG
1. Vanderbilt	34	1103	32.4
2. Tennessee	37	1255	33.9
3. LSU	38	1311	34.5
4. Alabama	30	1041	34.7
5. S. Carolina	33	1175	35.6
6. Georgia	34	1222	35.9
7. Auburn	34	1237	36.4
8. Kentucky	34	1243	36.6
9. Arkansas	31	1274	41.1
10. Ole Miss	35	1442	41.2
11. Miss. State	32	1324	41.4
12. Florida	31	1326	42.8

STEALS

TEAM	G	ST	AVG
1. Ole Miss	35	475	13.57
2. S. Carolina	33	392	11.88
3. Tennessee	37	436	11.78
4. Alabama	30	313	10.43
5. LSU	38	385	10.13
6. Arkansas	31	307	9.90
7. Miss. State	32	308	9.63
8. Florida	31	291	9.39
9. Georgia	34	312	9.18
10. Auburn	34	300	8.82
11. Vanderbilt	34	281	8.26
12. Kentucky	34	227	6.68

FREE THROW PCT.

TEAM	G	FTM	FTA	PCT
1. Vanderbilt	34	498	662	.752
2. Florida	31	488	667	.732
3. Georgia	34	490	670	.731
4. Tennessee	37	524	741	.707
5. Arkansas	31	433	618	.701
6. Auburn	34	497	718	.692
7. Alabama	30	317	468	.677
8. Miss. State	32	397	588	.675
9. Kentucky	34	461	685	.673
10. LSU	38	425	641	.663
11. Ole Miss	35	561	884	.635
12. S. Carolina	33	409	647	.632

3-PT FG PCT DEFENSE

TEAM	G	FG	FGA	PCT
1. LSU	38	161	578	.279
2. Miss. State	32	162	557	.291
3. Georgia	34	179	605	.296
4. Vanderbilt	34	159	534	.298
5. Auburn	34	159	532	.299
6. Ole Miss	35	165	552	.299
7. S. Carolina	33	153	505	.303
8. Kentucky	34	133	438	.304
9. Tennessee	37	143	469	.305
10. Florida	31	176	555	.317
11. Alabama	30	173	512	.338
12. Arkansas	31	147	434	.339

REBOUNDING MARGIN

TEAM	REB	AVG	OPP	AVG MARG
1. S. Carolina	1455	44.1	1175	35.6 +8.5
2. LSU	1521	40.0	1311	34.5 +5.5
3. Kentucky	1400	41.2	1243	36.6 +4.6
4. Tennessee	1421	38.4	1255	33.9 +4.5
5. Alabama	1142	38.1	1041	34.7 +3.4
6. Auburn	1344	39.5	1237	36.4 +3.1
7. Ole Miss	1517	43.3	1442	41.2 +2.1
8. Georgia	1277	37.6	1222	35.9 +1.6
9. Vanderbilt	1155	34.0	1103	32.4 +1.5
10. Miss. State	1350	42.2	1324	41.4 +0.8
11. Arkansas	1256	40.5	1274	41.1 -0.6
12. Florida	1224	39.5	1326	42.8 -3.3

TURNOVER MARGIN

TEAM	TO	AVG	OPP	AVG MARG
1. Ole Miss	558	15.9	857	24.5 +8.54
2. Tennessee	571	15.4	814	22.0 +6.57
3. LSU	510	13.4	686	18.1 +4.63
4. Arkansas	517	16.7	617	19.9 +3.23
5. Georgia	500	14.7	608	17.9 +3.18
6. S. Carolina	608	18.4	697	21.1 +2.70
7. Vanderbilt	575	16.9	641	18.9 +1.94
8. Florida	533	17.2	552	17.8 +0.61
9. Kentucky	545	16.0	555	16.3 +0.29
10. Auburn	543	16.0	543	16.0 +0.00
11. Miss. State	613	19.2	606	18.9 -0.22
12. Alabama	736	24.5	552	18.4 -6.13

Did You Know?

The Southeastern Conference is one of a handful of leagues to have won three national tournament titles with seven NCAA, two WNIT and one NWIT. Along with the seven NCAA championships won by Tennessee, Arkansas (1999) and Auburn (2003) captured the current Women's NIT titles. But, the first-ever SEC national title belongs to Georgia, winners of the 1981 NWIT which predates the current NCAA tournament. LSU (1985) and Kentucky (1990) each won NWIT titles. Both Arkansas (1987) and South Carolina (1979) won the WNIT as members of their previous conferences.

2007-08 SEC Composite Schedule

November

9

Xavier at Florida 5:30 pm ET
Richmond at Georgia 6:30 pm ET
1-Samford at LSU 7 pm
SE Louisiana at Mississippi State 7 pm
St. Francis (Pa.) at South Carolina 5:30 pm ET
UAB at Vanderbilt 7 pm

10

Tulane at Alabama 2 pm
S.C. Upstate at Kentucky 7 pm ET

11

Lipscomb at Arkansas 2 pm
Detroit at Auburn 2 pm
George Mason at Georgia 2:30 pm ET
Ole Miss at Nebraska TBA
Centenary at Mississippi State 2 pm
Chattanooga at Tennessee 3 pm ET
Furman at Vanderbilt 2 pm

12

Robert Morris at Florida 7 pm ET

13

Alabama at Samford 7:30 pm
Georgia Southern at Georgia 7 pm ET

14

Jackson State at Arkansas 7 pm
Troy at Auburn 6 pm
Kentucky at George Washington 5 pm ET
Vanderbilt at Indiana State 6 pm

15

Mississippi State at Belmont 7 pm
Virginia at South Carolina 7 pm ET
2-Tennessee vs. Oklahoma 9 pm ET

16

Temple at Georgia 7 pm ET

17

Austin Peay at Arkansas TBA
UAB at Auburn 2 pm
Florida at Nebraska 6 pm ET
Buffalo at South Carolina 5 pm ET

18

Arkansas State at Alabama 2 pm
Florida Atlantic at Kentucky 2 pm ET
UL-Lafayette at Ole Miss 3 pm
Mercer at Mississippi State 2 pm
Texas at Tennessee 3 pm ET

20

Tulsa at Arkansas 7 pm
Prairie View A&M at Florida 5:30 pm ET
Alabama A&M at Ole Miss 7 pm
Penn State at South Carolina 7 pm ET
Vanderbilt at Clemson 6 pm

21

Auburn at Oakland 5 pm
UL-Lafayette at LSU 7 pm
Tennessee at West Virginia 6 pm ET

22

3-Mississippi State vs. Iowa TBA

23

4-Alabama at Junkaroo Jam TBA
5-Arkansas vs. Georgia Southern 5 pm
Florida State at Florida 5:30 pm ET
4-Georgia vs. Prairie View A&M 8:30 pm ET
6-Kentucky vs. Minnesota 9:30 pm ET
7-Ole Miss vs. Wisconsin 3 pm
3-Mississippi State vs. Oklahoma TBA
8-South Carolina vs. Illinois 7:30 pm ET
9-Vanderbilt vs. TBA TBA

24

4-Alabama at Junkaroo Jam TBA
5-Arkansas vs. New Orleans 2 pm
10-Auburn at Buckeye Classic TBA
4-Georgia vs. TBA TBA
6-Kentucky vs. TBA 9:20 pm ET
7-Ole Miss vs. TBA TBA

25

6-Kentucky vs. TBA TBA
LSU at Rutgers 1:30 pm
8-South Carolina vs. TBA TBA
9-Vanderbilt vs. TBA TBA

26

Stetson at Florida 7 pm ET
La. Tech at Tennessee 7 pm ET

27

Arkansas-Pine Bluff at Mississippi State 7 pm

28

Alabama at Belmont 7 pm
Arkansas at Missouri 6:30 pm
Florida at Jacksonville 5:30 pm ET
Duke at Vanderbilt 7 pm

29

Oakland at Georgia 7 pm ET
LSU at Houston 7 pm
UAB at Ole Miss 7 pm
Southern Miss at Mississippi State 7 pm

30

Alabama at Tennessee Tech 7 pm
11-Auburn at Arizona St. Tournament TBA
Western Kentucky at Kentucky 7 pm ET

December

1

12-Vanderbilt vs. St. Mary's TBA

2

Clemson at Arkansas 2 pm
Florida at Louisville 2 pm ET
Georgia Tech at Georgia 2:30 pm ET
LSU at Tulane 4 pm
Ole Miss at Ohio State Noon
Mississippi State at Memphis 2 pm
UNC Wilmington at South Carolina 7 pm ET
North Carolina at Tennessee 7 pm ET
Vanderbilt at California TBA

4

Sam Houston St. at Arkansas 7 pm
Florida Gulf Coast at Florida 7 pm ET
William & Mary at Kentucky 7 pm ET
Charleston Southern at S. Carolina 7 pm ET

5

Louisiana Tech at Alabama 6 pm
Colgate at Auburn 6 pm
Old Dominion at Tennessee 7 pm ET

6

WKU at Vanderbilt 7 pm

7

Jackson State at South Carolina 7 pm ET

8

Kentucky at Michigan 7 pm ET

9

Saint Mary's at Alabama 1 pm
Davidson at Georgia 2:30 pm ET
Colorado at Vanderbilt 2 pm

10

Arkansas-Pine Bluff at Ole Miss 11 am

13

Arkansas at Northwestern St. 6 pm
Ole Miss at Penn State TBA
Mississippi State at La. Tech 7 pm
Middle Tennessee at Tennessee 7 pm ET

15

Alabama at Chattanooga 1 pm
St. Louis at Arkansas 2 pm
Auburn at Texas A&M TBA

16

TCU at Florida 2 pm ET
LSU at La. Tech 2 pm
Ole Miss at Miami (Fla.) TBA
Georgia Tech at Mississippi State 2 pm
Gonzaga at Tennessee 3 pm ET

17

Alabama A&M at Alabama 11:30 am
Auburn at Stephen F. Austin TBA
Mercer at Georgia 7 pm ET
South Carolina at Connecticut 7 pm ET

18

Memphis at Arkansas 7 pm
13-LSU vs. Illinois-Chicago TBA

19

Auburn at Sam Houston St. 7 pm
13-LSU vs. Miami (Fla.) TBA
Alabama A&M at South Carolina 5:30 pm ET
Tennessee at UCLA 10 pm ET

20

Hampton at Alabama 6 pm
Louisville at Kentucky 7 pm ET
McNeese State at Mississippi State 7 pm

21

NC State at Ole Miss 1 pm

22

Jacksonville St. at Alabama 2 pm
Saint Louis at Florida 1 pm ET
South Carolina at Clemson 2 pm ET
Tennessee at Stanford TBA
Lipscomb at Vanderbilt 7 pm

28

14-Auburn at Hawk Classic TBA
15-Holy Cross at Florida 7 pm ET
Old Dominion at Kentucky 7 pm ET
LSU at Middle Tennessee 7 pm

29

16-Arkansas vs. Delaware 5 pm
15-TBA at Florida 7 pm ET
17-Georgia vs. FSU 7:30 pm ET
18-Ole Miss vs. UC-Santa Barbara TBA

30

16-Arkansas vs. TBA TBA
17-Georgia vs. TBA TBA
Kentucky at South Alabama 7 pm ET
New Orleans at LSU 2 pm
18-Ole Miss vs. Montana TBA
UL-Lafayette at Mississippi State 2 pm
South Carolina at Oklahoma TBA
Old Dominion at Vanderbilt 2 pm

2007-08 SEC Composite Schedule

January

1

Xavier at Kentucky 7 pm ET

2

ETSU at Alabama 6 pm
Florida A&M at Florida 5:30 pm ET
Presbyterian at Georgia 7 pm ET
Tennessee at DePaul 9 pm ET
South Florida at Vanderbilt 2 pm

3

George Washington at Auburn 6 pm
LSU at FSU 6 pm
Central Michigan at Ole Miss 7 pm
Mississippi State at UAB 7 pm
UNC Asheville at South Carolina 7 pm ET

5

SE Louisiana at Alabama 2 pm
Texas Tech at Arkansas 2 pm
Florida at Temple 2 pm ET
Tennessee at Notre Dame TBA
Vanderbilt at Princeton 1 pm

6

Georgia at Xavier 2 pm ET
Savannah State at South Carolina 3 pm ET

7

Wofford at Kentucky 7 pm ET
Miss. Valley St. at Mississippi State 7 pm

10

*South Carolina at Alabama 6 pm
*LSU at Arkansas 7 pm
*Auburn at Tennessee 6 pm
*Florida at Kentucky 7 pm ET
*Ole Miss at Georgia 7 pm ET
*Mississippi State at Vanderbilt 7 pm

13

*Alabama at Florida 1 pm
*Arkansas at Ole Miss 2 pm
*Georgia at Auburn 2 pm
*Kentucky at Mississippi State 3 pm ET
*Vanderbilt at LSU 4 pm
*Tennessee at South Carolina 3 pm ET

17

*Arkansas at Alabama 6 pm
*Georgia at Vanderbilt 8 pm ET
*Tennessee at Kentucky 7 pm ET

20

*Georgia at Alabama 4 pm
*Florida at Arkansas 2 pm
*Auburn at Kentucky 1 pm
*Mississippi State at LSU 2 pm
*South Carolina at Ole Miss 3 pm
*Vanderbilt at Tennessee 3 pm ET

24

*Arkansas at Tennessee 6 pm
*LSU at Auburn 6 pm
*Georgia at Florida 7 pm ET
*Kentucky at South Carolina 7 pm ET
*Ole Miss at Mississippi State 7 pm

27

*Auburn at Alabama 2 pm
*Mississippi State at Arkansas 2 pm
*Florida at South Carolina 3 pm ET
Georgia at Oklahoma 5 pm ET
*LSU at Kentucky 2:30 pm ET
*Ole Miss at Vanderbilt TBA

28

Tennessee at Duke 7 pm ET

31

*Alabama at Mississippi State 7 pm
*Vanderbilt at Florida 7 pm ET
*Kentucky at Georgia 7 pm ET
*South Carolina at LSU 7 pm
*Tennessee at Ole Miss 7 pm

February

3

*Alabama at Ole Miss TBA
*Arkansas at South Carolina 1 pm
*Mississippi State at Auburn 2 pm
*LSU at Florida Noon ET
*Vanderbilt at Georgia 2:30 pm ET
*Kentucky at Tennessee 3 pm ET

7

*LSU at Alabama 6 pm
*Georgia at Arkansas 7 pm
*Auburn at Florida 6 pm
*Ole Miss at Kentucky 7 pm ET
*Tennessee at Mississippi State 7 pm
*South Carolina at Vanderbilt 7 pm ET

10

*Vanderbilt at Alabama 2 pm
*Auburn at Arkansas 2 pm
*Florida at Mississippi State 2:30 pm ET
*Georgia at LSU 1 pm
*Ole Miss at South Carolina TBA

11

Tennessee at Rutgers 7 pm ET

14

*Alabama at Auburn 6 pm
*Florida at Georgia 7 pm ET
*Kentucky at Vanderbilt 8 pm ET
*LSU at Tennessee 6 pm
*Mississippi State at Ole Miss 7 pm

17

*Alabama at Kentucky Noon
*Arkansas at Florida 2 pm
*South Carolina at Auburn 2 pm
*Georgia at Mississippi State 3 pm ET
*Ole Miss at LSU 2 pm
*Tennessee at Vanderbilt 3 pm ET

21

*Tennessee at Alabama 6 pm
*Vanderbilt at Arkansas 7 pm
*Auburn at Ole Miss 8 pm
*Kentucky at LSU 7 pm ET
*Mississippi State at South Carolina 6 pm

24

*Ole Miss at Alabama 2 pm
*Kentucky at Arkansas 2 pm
*Auburn at Georgia 1:30 pm
*South Carolina at Florida 1 pm ET
*Mississippi State at Tennessee 1:30 pm

25

Connecticut at LSU 6 pm

28

*Arkansas at LSU 2 pm
*Vanderbilt at Auburn 8 pm
*Florida at Tennessee 3 pm ET
*Georgia at South Carolina 7 pm ET

March

2

*Alabama at Vanderbilt 2 pm
*Arkansas at Auburn 2 pm
*Florida at Ole Miss 3 pm ET
*Tennessee at Georgia 7 pm ET
*South Carolina at Kentucky 1 pm ET
*LSU at Mississippi State 2:30 pm

6-9

19-SEC Tournament

All Times Tentative and Subject to change.

*SEC Game

2007-08 SEC Women's Basketball Television Schedule

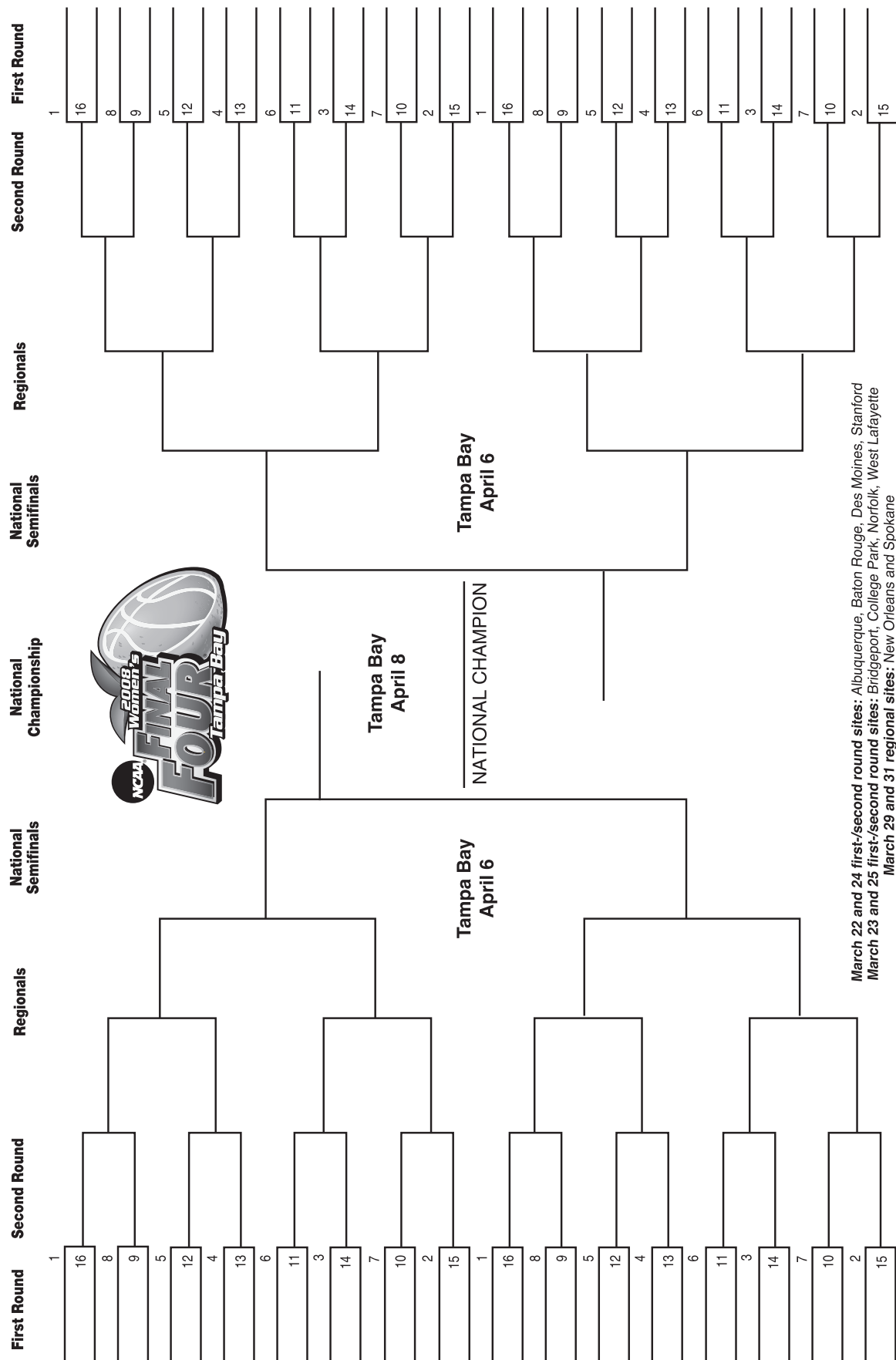
Date	Game	Time	Net.	Date	Game	Time	Net.
NOV. 11	Chattanooga at Tennessee	3:00 PM	FSN S	JAN. 27	Georgia at Oklahoma	5:00 PM	ESPN2
NOV. 15	Tennessee vs Oklahoma#	9:30 PM	ESPNU	JAN. 28	Tennessee at Duke	7:00 PM	ESPN2
NOV. 18	Texas at Tennessee	3:00 PM	ESPN2	JAN. 31	Kentucky at Georgia	7:00 PM	SEC
NOV. 23	FSU at Florida	5:30 PM	FSN F	FEB. 3	LSU at Florida	Noon	FSN
NOV. 25	LSU at Rutgers	2:30 PM	ESPN2	FEB. 7	Ole Miss at Kentucky	7:00 PM	SEC
NOV. 26	La. Tech at Tennessee	7:00 PM	FSN S	FEB. 10	Georgia at LSU	2:00 PM	ESPN2
NOV. 30	W. Kentucky at Kentucky	7:00 PM	BBSN		Florida at Miss State	2:30 PM	SEC
DEC. 2	North Carolina at Tennessee	7:00 PM	ESPN2	FEB. 11	Rutgers at Tennessee	7:00 PM	ESPN2
DEC. 5	Old Dominion at Tennessee	7:00 PM	FSN S	FEB. 14	LSU at Tennessee	6:30 PM	FSN
DEC. 8	Kentucky at Michigan	6:00 PM	BIG TEN	FEB. 17	Alabama at Kentucky	1:00 PM	BBSN
DEC. 13	Arkansas vs Northwestern St.*	7:00 PM	COX		Tennessee at Vanderbilt	3:30 PM	FSN
	Middle Tennessee at Tennessee	7:00 PM	FSN S	FEB. 21	Auburn at Ole Miss	9:00 PM	SEC
DEC. 16	TCU at Florida	2:00 PM	SUN	FEB. 24	South Carolina at Florida	1:00 PM	SUN
	Gonzaga at Tennessee	3:00 PM	FSN S		Miss State at Tennessee	2:30 PM	SEC
DEC. 20	Louisville at Kentucky	7:00 PM	BBSN	FEB. 25	Connecticut at LSU	7:00 PM	ESPN2
DEC. 22	Tennessee at Stanford	5:30 PM	FSN	FEB. 28	Georgia at South Carolina	7:00 PM	SEC
DEC. 28	Old Dominion at Kentucky	7:00 PM	BBSN		Vanderbilt at Auburn	9:00 PM	SEC
JAN. 2	Florida A&M at Florida	5:30 PM	FSN F	MAR. 2	LSU at Miss State	3:30 PM	FSN
	Tennessee at DePaul	9:00 PM	ESPNU		Tennessee at Georgia	7:00 PM	ESPN2
JAN. 5	Tennessee at Notre Dame	2:00 PM	CBS	MAR. 6	SEC Tournament Game 1	12:00 p.m.	RSN
JAN. 10	Auburn at Tennessee	7:00 PM	SEC	MAR. 6	SEC Tournament Game 2	2:30 p.m.	RSN
JAN. 13	Arkansas at Ole Miss	3:00 PM	SEC	MAR. 6	SEC Tournament Game 3	6:00 p.m.	RSN
	Vanderbilt at LSU	5:00 PM	SEC	MAR. 6	SEC Tournament Game 4	8:30 p.m.	RSN
JAN. 17	Arkansas at Alabama	6:00 PM	Cox	MAR. 7	SEC Tournament Game 5	12:00 p.m.	RSN
JAN. 20	Auburn at Kentucky	1:00 PM	BBSN	MAR. 7	SEC Tournament Game 6	2:30 p.m.	RSN
	Vanderbilt at Tennessee	3:00 PM	SEC	MAR. 7	SEC Tournament Game 7	6:00 p.m.	RSN
	Florida at Arkansas	3:00 PM	SUN	MAR. 7	SEC Tournament Game 8	8:30 p.m.	RSN
	Alabama at Georgia	5:00 PM	SEC	MAR. 8	SEC Tournament Game 9	5:45 p.m.	RSN
JAN. 24	Kentucky at South Carolina	7:00 PM	SEC	MAR. 8	SEC Tournament Game 10	8:15 p.m.	RSN
JAN. 27	LSU at Kentucky	2:30 PM	SEC	MAR. 9	SEC Championship	6:30 p.m.	ESPN2

SEC-SEC Regional Network which includes FSN South, FSN Southwest, Sun Sports; FSN-FSN National; BBSN- Big Blue Sports Network (Ky.); Cox-Cox Sports Television (La.); CSS-Comcast Sports Southeast; SUN-Sun Sports (Fla.).

1-Preseason WNIT (Baton Rouge, La.); 2-at Tampa, Fla.; 3-Cancun Caribbean Challenge (Cancun, Mexico); 4-Junkaroo Jam (Freeport, Bahamas); 5-UTSA Thanksgiving Classic (San Antonio, Texas); 6-Rainbow Wahine Classic (Honolulu, Hawaii); 7-Timeout 4 HIV AIDS Tournament (Malibu, Calif.); 8-FIU Thanksgiving Tournament (Miami, Fla.) 9-Vanderbilt Thanksgiving Tournament (Nashville, Tenn.); 10-Buckeye Classic (Columbus, Ohio); 11-Arizona State Tournament (Tempe, Arizona); 12-at Berkeley, Calif.; 13-Caribbean Classic (Cancun, Mexico); 14-Hawk Classic (Philadelphia, Pa.); 15-State Farm Classic (Gainesville, Fla.);16-Dartmouth Tournament (Hanover, N.H.); 17-FIU Sun & Fun Classic (Miami, Fla.); 18-Lady Griz Holiday Classic (Missoula, Mont.); 19-SEC Tournament (Nashville, Tenn.)



2008 NCAA® Division I Women's BASKETBALL CHAMPIONSHIP





SEASON REVIEW

THE FUTURE PLAYERS COACHES OPPONENTS RECORDS HISTORY ARKANSAS

Season Review: Dickens said it best

It is a season review cliché that has been worn thin by many a team, but Charles Dickens wrote the script of the 2006-07 University of Arkansas women's basketball team centuries before. It was a year that started with *Great Expectations*, a season with the best of times that ended with the worst of times.

The 2006-07 team goes into the record books with two of the most improbable marks imaginable. The Lady'Backs shattered the best start in school history, carrying a single loss to the 17th game of the year with a 15-1 record. Along the way, the only team to touch Arkansas was the eventual No. 1 team in the country, North Carolina, on a neutral court. Arkansas scored big wins over ACC member Clemson in the season opener that set the tone for the first months of the year, and posted the most road wins – nine – since the glory days of the Southwest Conference era in 1990.

Arkansas roared from the starting blocks with numerous early wins and honors. Freshman Donica Cosby was named all-tournament at the Rainbow Wahine Classic, and junior transfer Lauren Ervin made herself a household name with her heroic play during the tournament after a compound fracture of her left pinkie finger the day before the three-game event started. The Lady'Backs opened

7-0, including a convincing win over the tournament host Hawai'i, before losing to then No. 2 UNC in the championship game.

It set the stage for a perfect December at 8-0, something Arkansas had not achieved since the 2001 season. Along the way, the Lady'Backs avenged several losses to non-conference teams in the previous season and knocked off its long-time regional rivals Tulsa and Memphis on the road. Brittney Vaughn went into the Arkansas record book as the first player to record three straight double-digit assist games, and was named the SEC Player of the Week when she picked up her first career double-double.

Breaking into the top 25 for the first time under head coach Susie Gardner, the Lady'Backs moved up to 20th for the opening week of SEC play. Ervin's double-doubles in early season had her at the top of the league's rebounding and Arkansas' 15-1 mark broke the 1996-97 team's 13-1 beginning.

If 2006 was a banner year, 2007 was a famine. The Lady'Back offense was crushed by #11 Vanderbilt at Nashville in the SEC opener as the Commodores sought vengeance for the stunning upset handed out by Arkansas in overtime in the previous season. The 98-61 result was the worst beating taken against VU, and

it put the Lady'Backs off balance for their home SEC opener with Miss State. Battling from behind, Arkansas could not catch the young Bulldogs and found itself suddenly 0-2 in league play.

A three-game winning streak appeared to have the ship righted for Gardner and crew. Arkansas swept the state of Alabama – a historical rarity for the Lady'Backs – with back to back wins then took only the second win in school history at Gainesville over the Florida Gators.

Now 18-3 and 3-2 in SEC action, all Arkansas needed was a few more wins to achieve the team's most important preseason goals: the NCAA tournament. With nine games left in the regular season, it appeared to be a cinch.

Fate had other plans. A pair of rough top 25 losses to LSU and Vandy put Arkansas back under .500 in league games but a visit to Miss State and home games with Ole Miss and South Carolina appeared ready-made for another turnaround. That would not be the case as each handed out crushing close losses, Ole Miss in double OT and Carolina in the final minute. The losing streak continued through the second encounter with LSU and a Rupp Arena meeting with Kentucky.

Facing senior day with eventual

national champion Tennessee, the stage seemed set for another SEC beat down. Instead, it was Arkansas that woke up the echoes of 2006 and put the No. 2 Lady Vols on the ropes. Leading UT at half and deep into the second period as Dominique Washington lit up the Lady Vols for a season high seven three-pointers, it was Tennessee that needed a miracle comeback. Forcing overtime, UT scrapped together enough in the final five minutes to avoid a shocking upset, 75-68.

Following the overtime loss, Arkansas was unable to regain its momentum and closed the season with losses at Georgia and the SEC tournament to Kentucky. The Lady'Backs now had another record – consecutive losses – to go with their record start. The 10-game skid also contained the longest SEC losing streak. At the conclusion of the season, Gardner ended her four-year run as the Lady Razorbacks head coach by resigning.

The team came away with individual honors for Ervin, the first player since the late 1980s to average a double-double, who was voted all-conference second team by the league coaches.

Sarah Pfeifer made history as the first player to be voted twice as the SEC Scholar-Athlete of the Year in women's basketball.

GAME 1: Arkansas 75, Clemson 69

11/10/06 7:00 pm at Clemson, SC (Littlejohn Coliseum)

VISITORS: Arkansas Lady Razorbacks 1-0

No.	NAME	TOT-FG		3-PT	FG-FGA		FT-FTA	OF	DE	REBOUNDS		PF	TP	A	TO	BLK	S	MIN
		FG	FGA		FG	FGA				OF	DE							
22	Tanisha Smith	*	2-8	0-2	0-2	0-2	2	1	3	4	4	1	2	1	1	1	18	
24	Leslie Howard	*	1-7	1-6	6-8	3	2	5	4	9	0	2	0	0	31			
25	Brittney Vaughn	*	1-3	0-0	3-5	1	4	5	4	5	5	6	0	3	30			
40	Sarah Pfeifer	*	6-8	0-0	1-1	4	1	5	2	13	0	4	0	0	22			
44	Lauren Ervin	*	6-9	0-0	1-2	3	8	11	4	13	0	1	1	1	20			
03	Dominique Washington		0-7	0-4	1-2	2	2	4	1	1	0	1	0	1	15			
14	Danielle Allen		4-9	0-0	6-10	5	3	8	1	14	1	2	0	1	21			
23	Donica Cosby		5-11	1-2	1-4	2	1	3	3	12	2	0	0	1	26			
31	Whitney Jones		1-4	0-0	2-2	1	4	5	2	4	1	5	1	1	18			
34	Ayana Brereton		0-0	0-0	0-0	0	0	0	1	0	0	0	0	0	1			
TEAM										3	4	7			1			
TOTALS			26-66	2-14	21-36	26	30	56	26	75	10	24	3	9	202			

TOT-FG 1stH: 12-36 33.3%	2ndH: 14-30 46.7%	OT: 0-0 00.0%	Game: 39.4% Deadbl
3pt-FG 1stH: 1-10 10.0%	2ndH: 1-4 25.0%	OT: 0-0 00.0%	Game: 14.3% Rebs
FThrow 1stH: 7-15 46.7%	2ndH: 14-21 66.7%	OT: 0-0 00.0%	Game: 58.3% 7

HOME TEAM: Clemson Tigers 0-1

No.	NAME	TOT-FG		3-PT	FG-FGA		FT-FTA	OF	DE	REBOUNDS		PF	TP	A	TO	BLK	S	MIN
		FG	FGA		FG	FGA				OF	DE							
11	Lele Hardy	f	3-6	0-1	0-0	0	2	2	5	6	4	4	0	1	16			
23	D'Leshia Lloyd	f	2-5	0-0	1-1	1	1	2	5	5	2	0	0	2	16			
50	Adrienne Bradshaw	c	2-4	0-0	1-2	1	2	3	5	5	0	2	0	0	18			
04	Christy Brown	g	4-10	1-3	8-9	2	2	4	1	17	9	6	0	2	35			
12	Tasha Taylor	g	5-12	1-3	5-10	3	1	4	3	16	2	4	0	5	30			
20	Susan Yenser		2-4	1-3	0-0	0	2	2	2	5	0	2	0	0	17			
30	Moreemi Davis		3-9	0-0	1-4	2	2	4	5	7	0	2	3	1	21			
32	Morgame Campbell		1-3	0-0	0-2	0	1	1	1	2	0	0	0	0	17			
33	Carrie Whitehurst		2-9	2-5	0-0	2	8	10	4	6	0	1	0	1	30			
TEAM										5	1	6			1			
TOTALS			24-62	5-15	16-28	16	22	38	31	69	17	22	3	12	200			

TOT-FG 1stH: 11-28 39.3%	2ndH: 13-34 38.2%	OT: 0-0 00.0%	Game: 38.7% Deadbl
3pt-FG 1stH: 2-7 28.6%	2ndH: 3-8 37.5%	OT: 0-0 00.0%	Game: 33.3% Rebs
FThrow 1stH: 8-14 57.1%	2ndH: 8-14 57.1%	OT: 0-0 00.0%	Game: 57.1% 4

OFFICIALS: Wesley Dean, Carla Fountain, Nan Sisk

TECHNICAL FOULS: none

ATTENDANCE: 1794

SCORE BY PERIODS:

	1st	2nd	OT1	OT2	OT3	OT4	TOTAL
Arkansas Lady Razorbacks	32	43					75
Clemson Tigers	32	37					69

GAME 2: Arkansas 62, ULM 54

11-13-06 7:00pm at Bud Walton Arena, Fayetteville, Ark.

VISITORS: ULM 1-1

##	Player Name	TOT-FG		3-PT	FG-FGA		FT-FTA	OF	DE	REBOUNDS		PF	TP	A	TO	BLK	S	MIN
		FG	FGA		FG	FGA				OF	DE							
30	Lloyd, Shannon.....	c	1-5	0-0	1-2	0	4	4	4	3	0	2	0	1	23			
50	Winston, Nedra.....	c	3-10	0-0	1-2	0	0	0	2	7	2	1	2	1	26			
10	O'Neal, April.....	g	3-5	0-0	1-1	0	3	3	3	7	0	1	0	2	20			
14	Williams, Melanie...	g	2-9	0-3	0-0	1	3	4	4	4	3	3	0	0	24			
25	Howard, LaJeanna....	g	4-8	3-4	0-0	0	6	6	0	11	5	3	0	1	32			
11	Moore, Lottie.....		1-1	1-1	2-4	0	2	2	0	5	1	2	1	1	21			
12	Jackson, Regena....		2-3	0-1	0-0	1	0	1	2	4	0	3	0	0	10			
15	Carter, Courtney....		0-1	0-0	0-0	0	1	1	0	0	1	2	0	0	6			
20	Carrier, Jesse.....		2-2	1-1	0-0	0	0	0	0	5	0	1	0	0	6			
21	Wallis, Ashley.....		1-2	0-0	0-0	0	1	1	1	0	2	0	1	0	6			
23	Davis, Shannon.....		0-1	0-0	0-0	0	0	0	1	0	0	0	0	0	3			
31	Adriaansz, Caroline.		0-5	0-0	2-2	1	0	1	3	2	1	0	0	0	13			
35	Williams, Ebony....		2-4	0-0	0-2	1	1	2	2	4	0	3	0	1	9			
55	Aldredge, Cristen...		0-1	0-1	0-0	0	0	0	0	0	0	0	0	0	1			
TEAM										3	1	4						
Totals			21-57	5-11	7-13	7	22	29	21	54	13	22	3	7	200			

TOTAL FG% 1st Half: 11-25 44.0%	2nd Half: 10-32 31.3%	Game: 36.8% DEADB
3-Pt. FG% 1st Half: 3-6 50.0%	2nd Half: 2-5 40.0%	Game: 45.5% REBS
F Throw % 1st Half: 5-8 62.5%	2nd Half: 2-5 40.0%	Game: 53.8% 4,2

HOME TEAM: Arkansas 2-0

##	Player Name	TOT-FG		3-PT	FG-FGA		FT-FTA	OF	DE	REBOUNDS		PF	TP	A	TO	BLK	S	MIN
		FG	FGA		FG	FGA				OF	DE							
22	Tanisha Smith.....	f	5-8	1-1	0-0	4	4	8	2	11	2	6	0	0	29			
40	Sarah Pfeifer.....	f	1-8	0-0	9-10	1	5	6	3	11	2	4	1	0	27			
44	Lauren Ervin.....	c	4-7	0-0	5-9	2	6	8	0	13	0	1	7	0	28			
24	Leslie Howard.....	g	1-7	0-6	0-0	0	3	3	2	2	0	0	0	0	27			
25	Brittney Vaughn....	g	4-6	0-0	6-7	3	4	7	1	14	5	7	0	4	33			
03	Dominique Washington		0-1	0-0	0-0	0	0	0	0	0	0	0	0	0	6			
14	Danielle Allen.....		3-5	0-0	0-0	0	2	2	2	6	0	2	0	1	15			
23	Donica Cosby.....		0-2	0-1	2-2	0	0	0	1	2	1	2	1	1	13			
31	Whitney Jones.....		1-4	0-0	0-0	1	3	4	4	2	0	1	0	1	10			
32	Charity Ford.....		0-1	0-1	0-0	0	0	0	1	0	0	0	0	1	5			
34	Ayana Brereton.....		0-2	0-0	1-2	0	3	3	1	1	1	1	1	1	0	7		
TEAM										1	1							
Totals			19-51	1-9	23-30	12	30	42	17	62	11	24	10	8	200			

TOTAL FG% 1st Half: 12-24 50.0%	2nd Half: 7-27 25.9%	Game: 37.3% DEADB
3-Pt. FG% 1st Half: 1-3 33.3%	2nd Half: 0-6 0.0%	Game: 11.1% REBS
F Throw % 1st Half: 10-11 90.9%	2nd Half: 13-19 68.4%	Game: 76.7% 3,1

Officials: Scott Yarbrough, Gina Cross, Erica Bradley

Attendance: 1490

Score by Periods

	1st	2nd	Total
ULM.....	30	24	- 54
Arkansas.....	35	27	- 62

Box Scores

GAME 3: Arkansas 77, Lipscomb 39

11/17/06 7:00 PM at Nashville, Tenn. (Allen Arena)

VISITORS: Arkansas 3-0

##	Player Name	TOT-FG		3-PT		REBOUNDS				PF	TP	A	TO	BLK	S	MIN
		FG-FGA	FG-FGA	FT-FTA	FT-FTA	OF	DE	TOT	TOT							
22	Tanisha Smith.....	f	3-7	1-2	2-3	4	2	6	2	9	4	3	2	0	21	
40	Sarah Pfeifer.....	f	4-7	0-0	0-0	1	2	3	1	8	2	2	3	1	17	
44	Lauren Ervin.....	c	6-11	0-0	2-2	2	4	6	2	14	0	1	1	1	15	
24	Leslie Howard.....	g	1-6	1-5	0-0	1	1	2	0	3	0	1	0	1	15	
25	Brittney Vaughn.....	g	1-8	0-1	0-0	2	0	2	0	2	4	3	0	4	25	
03	Dominique Washington		4-8	2-3	0-0	4	0	4	2	10	3	0	0	1	15	
10	Kendra Roberts.....		0-3	0-0	0-0	0	1	1	1	0	0	0	0	1	7	
14	Danielle Allen.....		2-6	0-0	1-1	2	1	3	1	5	4	1	1	1	15	
23	Donica Cosby.....		3-9	2-4	1-2	1	4	5	1	9	3	0	0	0	23	
31	Whitney Jones.....		6-8	0-0	1-1	1	2	3	2	13	1	0	0	1	25	
32	Charity Ford.....		0-3	0-0	2-2	1	4	5	0	2	1	1	0	3	12	
34	Ayana Brereton.....		1-3	0-0	0-0	0	0	0	1	2	0	1	1	2	10	
TEAM.....						4	2	6						1		
Totals.....			31-79	6-15	9-11	23	23	46	13	77	22	14	8	16	200	

TOTAL FG% 1st Half:	15-43	34.9%	2nd Half:	16-36	44.4%	Game:	39.2%	DEADB	
3-Pt. FG% 1st Half:	3-9	33.3%	2nd Half:	3-6	50.0%	Game:	40.0%	REBS	
F Throw % 1st Half:	2-2	100 %	2nd Half:	7-9	77.8%	Game:	81.8%	REBS	1

HOME TEAM: Lipscomb 0-1

##	Player Name	TOT-FG		3-PT		REBOUNDS				PF	TP	A	TO	BLK	S	MIN
		FG-FGA	FG-FGA	FT-FTA	FT-FTA	OF	DE	TOT	TOT							
12	MARTIN, Julie.....	f	2-5	2-2	0-0	2	4	6	1	6	2	6	0	2	23	
32	ARNOLD, Tiffany.....	f	1-4	0-0	2-2	0	3	3	0	4	0	3	0	0	22	
43	JONES, Penny.....	f	2-3	0-0	2-2	1	4	5	4	6	0	2	1	0	23	
10	CARRIGAN, Dana.....	g	0-7	0-4	0-0	0	2	2	2	0	1	3	1	0	24	
24	WOODS, Katie.....	g	1-4	1-1	0-0	0	1	1	1	3	1	4	0	1	28	
04	HEAD, Keirstin.....		0-0	0-0	0-0	0	0	0	0	0	0	3	0	1	11	
14	POSTER, Katie.....		0-1	0-1	0-0	0	0	0	1	0	0	1	0	0	4	
20	McGOWAN, Toia.....		5-8	0-3	5-6	0	2	2	0	15	2	3	0	1	18	
22	PARTIN, Jillian.....		0-2	0-0	0-0	0	2	2	0	0	0	1	1	0	13	
44	DAVIS, Rachel.....		0-4	0-0	0-1	0	2	2	2	0	0	4	0	0	13	
51	ROLLINS, Katie.....		1-3	1-1	0-0	1	2	3	1	3	0	1	0	1	15	
54	VIEHMANN, Rachel.....		1-2	0-0	0-2	1	1	2	2	2	0	0	3	0	6	
TEAM.....						3	2	5						2		
Totals.....			13-43	4-12	9-13	8	25	33	14	39	6	33	6	6	200	

TOTAL FG% 1st Half:	5-21	23.8%	2nd Half:	8-22	36.4%	Game:	30.2%	DEADB	
3-Pt. FG% 1st Half:	1-5	20.0%	2nd Half:	3-7	42.9%	Game:	33.3%	REBS	
F Throw % 1st Half:	3-4	75.0%	2nd Half:	6-9	66.7%	Game:	69.2%	REBS	4

Officials: Jay Davis, Jacob Asher, Terri Maddock

Technical fouls: Arkansas-None. Lipscomb-None.

Attendance: 838

Score by Periods

Arkansas..... 35 42 - 77

Lipscomb..... 14 25 - 39

ID-458848

GAME 5: Arkansas 80, Wichita State 70

11/20/06 7:00 PM at Bud Walton Arena

VISITORS: Wichita State 0-2

##	Player Name	TOT-FG		3-PT		REBOUNDS				PF	TP	A	TO	BLK	S	MIN
		FG-FGA	FG-FGA	FT-FTA	FT-FTA	OF	DE	TOT	TOT							
15	Stephens, Kiki.....	f	3-12	0-0	4-5	1	7	8	4	10	1	1	0	2	30	
34	Frazier, Daria.....	f	3-3	0-0	0-0	1	1	2	3	6	1	5	0	2	11	
01	Wells, Antionette.....	c	3-12	0-0	0-0	4	4	8	4	6	1	2	1	3	30	
23	Rice, Whitney.....	g	0-0	0-0	2-3	0	0	0	3	2	2	4	0	0	17	
30	McDonnell, Lexee.....	g	4-5	2-2	1-1	1	0	1	1	11	1	2	0	1	28	
03	Hoyt, Jacie.....		0-1	0-0	4-4	0	0	0	1	4	3	5	0	2	13	
04	Donnell, Kristen.....		0-1	0-0	0-0	0	0	0	2	0	0	0	0	0	6	
13	Kinder, Kyrie.....		8-10	1-1	0-0	1	3	4	0	17	0	5	0	1	29	
20	Sudbeck, Marcy.....		2-3	0-0	0-0	0	2	2	0	4	0	0	1	0	7	
22	Steven, Taylor.....		2-4	2-3	4-7	0	2	2	1	10	2	4	0	1	18	
33	Bunton, Alex.....		0-0	0-0	0-0	0	1	1	2	0	0	1	0	0	6	
45	Vathauer, Frannie.....		0-0	0-0	0-0	0	0	0	0	0	1	0	0	0	5	
TEAM.....						4	2	6								
Totals.....			25-51	5-6	15-20	12	22	34	21	70	12	29	2	12	200	

TOTAL FG% 1st Half:	13-26	50.0%	2nd Half:	12-25	48.0%	Game:	49.0%	DEADB	
3-Pt. FG% 1st Half:	1-1	100 %	2nd Half:	4-5	80.0%	Game:	83.3%	REBS	
F Throw % 1st Half:	3-4	75.0%	2nd Half:	12-16	75.0%	Game:	75.0%	REBS	3,2

HOME TEAM: Arkansas 5-0

##	Player Name	TOT-FG		3-PT		REBOUNDS				PF	TP	A	TO	BLK	S	MIN
		FG-FGA	FG-FGA	FT-FTA	FT-FTA	OF	DE	TOT	TOT							
14	Danielle Allen.....	f	3-5	0-0	1-2	4	1	5	3	7	0	2	0	1	15	
34	Ayana Brereton.....	f	1-5	0-0	0-0	0	0	0	0	2	1	0	1	2	10	
44	Lauren Ervin.....	c	8-12	0-0	2-2	7	6	13	1	18	3	1	4	3	30	
25	Brittney Vaughn.....	g	2-4	0-0	2-4	0	1	1	3	6	5	1	1	3	25	
32	Charity Ford.....	g	0-4	0-0	0-1	0	2	2	3	0	0	2	0	1	19	
03	Dominique Washington		5-9	4-6	0-0	1	2	3	1	14	0	1	0	0	18	
22	Tanisha Smith.....		3-7	0-2	2-2	2	0	2	1	8	2	5	1	1	15	
23	Donica Cosby.....		2-7	1-4	2-2	1	0	1	5	7	4	2	0	1	18	
24	Leslie Howard.....		0-5	0-3	0-0	0	0	0	0	0	2	1	0	0	15	
31	Whitney Jones.....		1-2	0-0	1-2	2	1	3	1	3	1	1	1	2	14	
40	Sarah Pfeifer.....		4-8	0-0	7-8	0	2	2	3	15	4	1	1	1	21	
TEAM.....						1	1									
Totals.....			29-68	5-15	17-23	17	16	33	21	80	22	17	9	15	200	

TOTAL FG% 1st Half:	17-34	50.0%	2nd Half:	12-34	35.3%	Game:	42.6%	DEADB	
3-Pt. FG% 1st Half:	3-9	33.3%	2nd Half:	2-6	33.3%	Game:	33.3%	REBS	
F Throw % 1st Half:	6-8	75.0%	2nd Half:	11-15	73.3%	Game:	73.9%	REBS	4

Officials: Bob Trammell, Ken Drayton, Ed Novak

Technical fouls: Wichita State-TEAM. Arkansas-None.

Attendance: 1447

Score by Periods

Wichita State..... 30 40 - 70

Arkansas..... 43 37 - 80

GAME 4: Arkansas 58, Austin Peay 46

11/18/06 5:15 PM at Clarksville, Tenn (Dave Aaron Arena)

VISITORS: Arkansas (4-0)

##	Player Name	TOT-FG		3-PT		REBOUNDS				PF	TP	A	TO	BLK	S	MIN
		FG-FGA	FG-FGA	FT-FTA	FT-FTA	OF	DE	TOT	TOT							
22	Tanisha Smith.....	f	3-9	0-1	0-0	0	3	3	0	6	1	0	0	2	22	
40	Sarah Pfeifer.....	f	5-9	0-0	2-2	1	2	3	0	12	1	2	0	0	26	
44	Lauren Ervin.....	c	2-2	0-0	5-6	5	7	12	1	9	0	2	5	1	24	
24	Leslie Howard.....	g	1-7	1-6	0-0	0	1	1	2	3	0	1	0	1	18	
25	Brittney Vaughn.....	g	3-5	0-0	1-2	2	4	6	2	7	4	7	0	3	31	
03	Dominique Washington		0-2	0-2	0-0	0	0	0	1	0	1	1	0	0	7	
14	Danielle Allen.....		3-6	0-0	0-0	2	1	3	0	6	0	0	0	0	14	
23	Donica Cosby.....		1-7	0-5	1-2	0	2	2	0	3	0	3	0	0	22	
31	Whitney Jones.....		2-5	0-0	1-2	3	3	6	0	5	0	1	1	1	16	
32	Charity Ford.....		1-4	1-2	0-0	2	1	3	1	3	1	1	0	2	16	
34	Ayana Brereton.....		2-2	0-0	0-0	0	1	1	0	4	0	0	0	0	4	
TEAM.....						1	2	3								
Totals.....			23-58	2-16	10-14	16	27	43	7	58	8	18	6	10	200	

TOTAL FG% 1st Half:	11-31	35.5%	2nd Half:	12-27	44.4%	Game:	39.7%	DEADB
3-Pt. FG% 1st Half:	2-10	20.0%	2nd Half:	0-6	0.0%	Game:	12.5%	REBS
F Throw % 1st Half:	5-8	62.5%	2nd Half:	5-6	83.3%	Game:	71.4%	3

Box Scores

GAME 7: Arkansas 70, Hawai'i 56

11/25/06 1:20 PM at Stan Sheriff Center - Honolulu, HI

VISITORS: Arkansas 7-0																
		TOT-FG	3-PT	REBOUNDS												
##	Player Name	FG-FGA	FG-FGA	FT-FTA	OF	DE	TOT	PF	TP	A	TO	BLK	S	MIN		
14	ALLEN, Danielle.....	f	3-4	0-0	0-0	1	3	4	1	6	0	1	0	4	15	
34	BRERETON, Ayana.....	f	1-2	0-0	0-0	1	2	3	1	2	0	0	0	0	6	
44	ERVIN, Lauren.....	c	3-6	0-0	0-2	5	6	11	3	6	2	0	0	1	30	
25	VAUGHN, Brittney.....	g	2-7	0-1	3-4	0	0	0	4	7	1	1	0	1	29	
32	FORD, Charity.....	g	1-2	0-1	0-0	0	0	0	0	2	0	1	0	0	8	
03	WASHINGTON, Dominique		1-7	0-4	1-1	0	0	0	1	3	1	0	0	1	23	
10	ROBERTS, Kendra.....		0-0	0-0	0-0	0	0	0	0	0	0	0	0	0	4	
22	SMITH, Tanisha.....		3-12	1-2	1-2	0	1	1	1	8	0	0	0	2	14	
23	COSBY, Donica.....		9-17	3-9	3-3	3	3	6	1	24	5	1	0	1	26	
24	HOWARD, Leslie.....		0-4	0-4	0-0	2	0	2	1	0	0	0	0	0	15	
31	JONES, Whitney.....		2-2	0-0	0-1	0	2	2	4	4	0	0	0	1	11	
40	PFEIFER, Sarah.....		2-9	0-0	4-4	1	0	1	2	8	0	1	0	1	17	
TEAM.....							2	4	6							
Totals.....			27-72	4-21	12-17	15	21	36	19	70	9	5	0	12	198	

TOTAL FG% 1st Half:	12-35	34.3%	2nd Half:	15-37	40.5%	Game:	37.5%	DEADB
3-Pt. FG% 1st Half:	2-11	18.2%	2nd Half:	2-10	20.0%	Game:	19.0%	REBS
F Throw % 1st Half:	5-6	83.3%	2nd Half:	7-11	63.6%	Game:	70.6%	2,1

HOME TEAM: Hawaii 2-2

HOME TEAM: Hawaii 2-2																
		TOT-FG	3-PT	REBOUNDS												
##	Player Name	FG-FGA	FG-FGA	FT-FTA	OF	DE	TOT	PF	TP	A	TO	BLK	S	MIN		
33	Smith, Tanya.....	f	4-8	0-0	0-0	6	6	12	4	8	1	4	0	2	27	
43	Tambini, Pam.....	f	1-7	0-1	4-4	2	3	5	0	6	1	5	0	0	30	
53	Grice, Brittany.....	c	5-9	0-0	5-7	5	3	8	1	15	4	2	0	0	32	
04	Taylor, Janevia.....	g	6-14	2-5	1-3	0	6	6	1	15	1	5	0	0	37	
20	Carlaga, Sandra.....	g	2-7	1-2	2-2	1	1	2	1	7	1	5	1	0	38	
10	Tinnin, Megan.....		0-0	0-0	1-2	0	0	0	0	1	0	0	0	0	3	
15	Solia, Dalia.....		0-0	0-0	0-0	0	2	2	1	0	1	1	0	0	7	
22	Chretien, Cassidy...		0-0	0-0	1-2	0	0	0	3	1	0	0	0	0	4	
32	Liepkalne, Dita.....		1-3	0-2	1-2	0	3	3	0	3	0	0	0	0	7	
45	Lee, Amber.....		0-0	0-0	0-0	0	1	1	0	0	0	0	0	0	2	
55	Zagrobelna, Iwona...		0-1	0-1	0-0	1	5	6	2	0	1	2	2	0	13	
TEAM.....							3	3								
Totals.....			19-49	3-11	15-22	15	33	48	13	56	10	24	3	2	200	

TOTAL FG% 1st Half:	13-28	46.4%	2nd Half:	6-21	28.6%	Game:	38.8%	DEADB
3-Pt. FG% 1st Half:	3-7	42.9%	2nd Half:	0-4	0.0%	Game:	27.3%	REBS
F Throw % 1st Half:	7-7	100 %	2nd Half:	8-15	53.3%	Game:	68.2%	0

Officials: Brenda Pantoja, Todd Apo, Brian Yamasaki
Attendance: 1298
Score by Periods 1st 2nd Total
Arkansas..... 31 39 - 70
Hawaii..... 36 20 - 56
ID-515176
Hawaiian Airlines Rainbow Wahine Classic Semifinal #1

GAME 9: Arkansas 97, Portland State 62

12/1/06 7:00 PM at Bud Walton Arena

VISITORS: Portland State 2-5																
		TOT-FG	3-PT	REBOUNDS												
No.	N A M E	FG-FGA	FG-FGA	FT-FTA	OF	DE	TOT	PF	TP	A	TO	BLK	S	MIN		
11	Kelsey Kahle.....	f	6-18	0-0	6-7	1	6	7	4	18	0	4	0	1	23	
20	Heather Arns.....	f	4-6	1-3	0-0	0	1	1	1	9	1	2	0	1	30	
32	Kerstin Brosterhous	c	1-7	0-0	0-0	0	1	1	1	2	0	2	1	0	17	
01	Jenni Ritter.....	g	4-7	2-3	0-0	0	1	1	3	10	1	0	1	1	32	
23	Emily Boscacci.....	g	0-0	0-0	0-0	0	4	4	3	0	5	6	1	2	28	
02	Katia Hadj-Hamou.....		0-1	0-0	2-2	0	0	0	0	2	0	1	0	0	6	
03	Kailey Bostwick.....		0-1	0-0	2-2	0	0	0	2	2	3	1	0	0	9	
04	Erin Yankus.....		1-2	0-0	0-2	0	1	1	0	2	0	0	0	0	6	
13	Delaney Conway.....		1-2	0-0	2-2	0	1	1	2	4	0	1	0	1	15	
30	Monica Uhrig.....		0-0	0-0	2-2	1	0	1	4	2	0	3	0	1	6	
34	Janie Bos.....		4-6	0-0	1-1	1	1	2	3	9	0	2	0	0	14	
44	Brianna Thompson.....		0-4	0-0	2-2	0	2	2	1	2	0	3	0	0	14	
TEAM.....							3	6								
Totals.....			21-54	3-6	17-20	6	21	27	24	62	10	25	3	7	200	

TOT-FG 1stH:	10-28	35.7%	2ndH:	11-26	42.3%	OT:	0-0	00.0%	Game:	38.9%	Deadbl
3pt-FG 1stH:	2-4	50.0%	2ndH:	1-2	50.0%	OT:	0-0	00.0%	Game:	50.0%	Rebs
FThrow 1stH:	0-1	00.0%	2ndH:	17-19	89.5%	OT:	0-0	00.0%	Game:	85.0%	1, 1

HOME TEAM: Arkansas 8-1

HOME TEAM: Arkansas 8-1																
		TOT-FG	3-PT	REBOUNDS												
No.	N A M E	FG-FGA	FG-FGA	FT-FTA	OF	DE	TOT	PF	TP	A	TO	BLK	S	MIN		
14	Danielle Allen.....	f	0-2	0-0	3-4	1	2	3	4	3	0	1	0	1	11	
44	Lauren Ervin.....	c	4-7	0-0	5-6	7	5	12	4	13	3	0	2	1	26	
23	Donica Cosby.....	g	5-14	0-3	7-10	1	1	2	2	17	3	3	0	0	21	
25	Brittney Vaughn.....	g	2-8	0-2	1-4	0	4	4	0	5	7	4	0	3	31	
32	Charity Ford.....	g	3-5	1-1	2-2	0	1	1	2	9	0	1	0	2	11	
03	Dominique Washington		0-2	0-2	0-0	0	1	1	0	0	0	0	0	2	11	
10	Kendra Roberts.....		0-1	0-0	0-0	0	2	2	1	0	0	0	0	1	3	
22	Tanisha Smith.....		8-17	1-1	6-8	4	4	8	0	23	2	3	1	2	30	
24	Leslie Howard.....		1-1	0-0	0-0	0	0	0	0	2	1	0	0	1	7	
31	Whitney Jones.....		4-4	0-0	0-0	2	4	6	1	8	2	2	1	0	22	
34	Ayana Brereton.....		3-5	0-0	3-3	0	2	2	2	9	0	1	0	2	9	
40	Sarah Pfeifer.....		3-5	0-0	2-2	1	1	2	4	8	2	1	0	0	18	
TEAM.....							6	1	7							
Totals.....			33-71	2-9	29-39	22	28	50	20	97	20	16	4	15	200	

TOT-FG 1stH:	16-38	42.1%	2ndH:	17-33	51.5%	OT:	0-0	00.0%	Game:	46.5%	Deadbl
3pt-FG 1stH:	1-6	16.7%	2ndH:	1-3	33.3%	OT:	0-0	00.0%	Game:	22.2%	Rebs
FThrow 1stH:	11-13	84.6%	2ndH:	18-26	69.2%	OT:	0-0	00.0%	Game:	74.4%	4, 1

Officials: Ken Drayton, Joe Cunningham, Roy Gulbeyan
Technical fouls: none
Attendance: 1553
Score by Periods 1st 2nd OT1 OT2 OT3 OT4 TOTAL
Portland State 22 40 62
Arkansas 44 53 97

GAME 8: #2 North Carolina 94, Arkansas 69

11/26/06 5:30 p.m. at Stan Sheriff Center - Honolulu, HI

VISITORS: North Carolina 6-0																
		TOT-FG	3-PT	REBOUNDS												
No.	N A M E	FG-FGA	FG-FGA	FT-FTA	OF	DE	TOT	PF	TP	A	TO	BLK	S	MIN		
02	Larkins, Erlana.....	f	7-9	0-0	3-3	3	9	12	2	17	2	3	0	3	26	
20	Little, Camille.....	f	6-10	0-1	2-3	3	5	8	4	14	1	7	0	2	27	
30	Pringle, LaToya.....	c	6-9	0-0	2-2	4	1	5	4	14	0	4	2	1	18	
12	Latta, Ivory.....	g	4-11	1-4	2-2	0	1	1	2	11	7	5	0	2	35	
32	McCants, Rashanda.....	g	5-8	0-3	2-2	0	7	7	3	12	1	4	0	5	22	
03	Bursey, Trinity.....		0-0	0-0	0-0	0	0	0	0	0	0	0	1	0	1	
11	Miller, Alex.....		4-7	1-3	5-6	0	0	0	1	14	1	3	0	1	29	
14	Claytor, Heather.....		2-5	2-5	0-0	0	1	1	1	6	2	0	0	1	17	
15	Dewitt, Christina.....		1-3	0-1	0-0	1	1	2	0	2	0	0	0	0	7	
21	McFarland, Iman.....		0-1	0-0	0-0	0	1	1	0	0	0	0	0	0	5	
24	Austin, Meghan.....		0-0	0-0	0-0	0	0	0	0	0	0	0	0	0	0+	
51	Breland, Jessica.....		2-2	0-0	0-0	0	3	3	1	4	2	1	2	1	13	
TEAM.....							1	2	3							
Totals.....			37-65	4-17	16-18	12	31	43	18	94	16	27	5	16	200	

TOT-FG 1stH:	19-33	57.6%	2ndH:	18-32	56.3%	OT:	0-0	00.0%
--------------	-------	-------	-------	-------	-------	-----	-----	-------

Box Scores

GAME 11: Arkansas 70, SMU 58

12-13-06 7:00 PM at Fayetteville, Ark.

VISITORS: SMU 6-3

		TOT-FG		3-PT		REBOUNDS									
##	Player Name	FG-FGA	FG-FGA	FT-FTA	OF	DE	TOT	PF	TP	A	TO	BLK	S	MIN	
05	WILLS, Delisha.....	f	2-7	0-0	2-2	2	6	8	3	6	2	1	0	27	
25	DODDS, Janielle.....	c	5-9	0-0	2-4	1	5	6	2	12	2	4	1	33	
40	SEVERIN, Alice.....	c	3-6	0-0	1-4	2	3	5	2	7	1	0	0	34	
12	COBB, Katy.....	g	4-13	1-1	4-4	1	6	7	2	13	2	4	0	34	
41	SAMUELS, Jillian.....	g	4-9	4-8	2-2	0	2	2	1	14	1	5	0	33	
10	GILLIAM, Brittany...		2-11	1-4	1-2	0	5	5	3	6	1	4	1	27	
23	GATES, Elbie.....		0-0	0-0	0-0	0	0	0	2	0	0	0	1	8	
52	BARKER, Brittany...		0-0	0-0	0-0	0	0	0	0	0	0	0	0	4	
Team.....						2	3	5			1				
Totals.....			20-55	6-13	12-18	8	30	38	15	58	9	19	2	4 200	
TOTAL FG% 1st Half:		9-26	34.6%	2nd Half:		11-29	37.9%		Game:		36.4%		DEADB		
3-Pt. FG% 1st Half:		2-5	40.0%	2nd Half:		4-8	50.0%		Game:		46.2%		REBS		
F Throw % 1st Half:		5-7	71.4%	2nd Half:		7-11	63.6%		Game:		66.7%		1,2		

HOME TEAM: Arkansas 10-1

#	Player Name		FG-FG		3-PT		REBOUNDS			PF	TP	A	TO	BLK	S	MIN
							FT-FTA	OF	DE							
14	Danielle Allen.....	f	1-3	0-0	0-0	2	2	4	0	2	1	2	1	0	8	
44	Lauren Ervin.....	c	4-7	0-0	3-3	5	12	17	3	11	4	1	2	2	30	
23	Donica Cosby.....	g	0-9	0-6	1-2	2	0	2	1	1	1	0	0	1	8	
25	Brittney Vaughn.....	g	4-11	0-3	4-5	2	1	3	2	12	10	3	0	2	34	
32	Charity Ford.....	g	3-8	1-6	0-0	1	1	2	1	7	0	2	0	3	23	
03	Dominique Washington		5-12	4-9	0-0	0	2	2	0	14	2	1	0	1	27	
22	Tanisha Smith.....		1-5	0-0	0-0	1	3	4	1	2	0	0	1	0	13	
24	Leslie Howard.....		2-4	2-4	0-0	0	0	0	2	6	1	0	0	1	14	
31	Whitney Jones.....		2-3	0-0	1-2	2	6	8	2	5	0	2	1	0	21	
40	Sarah Pfeifer.....		5-12	0-0	0-0	2	2	4	5	10	1	3	0	1	22	
TEAM.....									3							
Totals.....			27-74	7-28	9-12	17	32	49	17	70	20	14	5	11	200	
TOTAL FG% 1st Half: 12-42			28.6%	2nd Half: 15-32			46.9%	Game: 36.5%			DEADB					
3-Pt. FG% 1st Half: 4-20			20.0%	2nd Half: 3-8			37.5%	Game: 25.0%			REBS					
F Throw % 1st Half: 1-2			50.0%	2nd Half: 8-10			80.0%	Game: 75.0%			1					

Officials: Yvette McKinney, Scott Yarbrough, Nan Sisk

Technical fouls: SMU-None. Arkansas-None.

Attendance: 1585

Score by Periods

	1st	2nd	Total
SMU.....	25	33	- 58
Arkansas.....	29	41	- 70

GAME 12: Arkansas 78, Tulsa 67

12/16/06 8:40 p.m. at Tulsa, Okla. (Donald W. Reynolds Center)

VISITORS: Arkansas 11-1

#	Player Name	TOT-FG		3-PT		REBOUNDS			PF	TP	A	TO	BLK	S	MIN
		FG-FGA	FG-FGM	FT-FTA	OF	DE	TOT								
14	ALLEN,Danielle.....	f	4-6	0-0	1-1	2	2	4	1	9	1	1	0	2	22
44	ERVIN,Lauren.....	f	6-11	0-0	2-2	1	5	6	3	14	2	2	5	2	35
03	WASHINGTON, D.....	g	2-7	1-5	0-0	1	0	1	0	5	0	0	0	0	8
25	VAUGHN,Brittney.....	g	3-4	0-0	1-2	1	8	9	0	7	14	5	0	2	40
32	FORD,Charity.....	g	5-8	3-5	1-2	1	2	3	4	14	1	1	0	3	22
10	ROBERTS,Kendra.....		0-0	0-0	0-0	0	1	1	0	0	0	0	0	0	2
22	SMITH,Tanisha.....		0-1	0-1	0-0	0	0	0	0	0	0	0	0	0	0
23	COSBY,Donica.....		8-13	4-7	1-1	1	0	1	1	21	1	0	0	0	33
24	HOWARD,Leslie.....		0-1	0-1	4-4	0	0	0	1	4	0	0	0	0	7
31	JONES,Whitney.....		2-6	0-0	0-0	1	2	3	3	4	0	0	1	0	11
34	BRERETON,Ayana.....		0-1	0-0	0-0	0	0	0	1	0	0	0	0	0	6
40	PFEIFER,Sarah.....		0-5	0-0	0-1	1	0	1	3	0	0	3	0	1	14
TEAM.....						1									
Totals.....			30-63	8-19	10-13	9	21	30	17	78	19	12	6	10	200

HOME TEAM: Tulsa 4-6

		TOT-FG			3-PT			REBOUNDS							
##	Player Name	FG-FGA	FG-FGA	FG-FGA	FT-FTA	OF	DE	TOT	PF	TP	A	TO	BLK	S	MIN
04	IDLET, Dana.....	f	2-12	0-0	2-2	2	1	3	5	6	4	5	1	0	30
14	ROBBINS, Jillian.....	f	6-11	1-2	4-6	7	8	15	4	17	1	2	1	3	33
01	GARDNER, Destanie.....	g	1-4	1-1	2-4	0	3	3	3	5	2	4	0	1	27
23	MAYS, Tandem.....	g	3-11	0-2	3-3	1	2	3	3	9	3	3	0	1	31
31	SIEMENS, Valerie.....	g	5-11	2-5	0-0	4	5	9	0	12	1	2	0	0	28
05	DREILING, Jamie.....		6-8	0-0	2-2	1	1	2	0	14	0	0	1	1	27
33	MERRIWEATHER, Chivis		0-0	0-0	0-0	0	0	0	0	0	0	0	0	0	6
34	WILLIAMS, Larriessa..		0-2	0-0	0-0	1	0	1	1	0	0	1	0	0	2
45	BROOKS, Teka.....		2-5	0-0	0-0	2	2	4	1	4	0	3	0	1	16
TEAM.....						2	4	6							
Totals.....			25-64	4-10	13-17	20	26	46	17	67	11	20	3	7	200

Officials: Mary Day, Amy Bonner, Eric Baker

Technical fouls: Arkansas-None. Tulsa-None.

Attendance: 2272

Score by Periods

	1st	2nd	Total
Arkansas.....	40	38	- 78
Tulsa.....	29	38	- 67

GAME 14: Arkansas 75, Stephen F. Austin 54

12/20/06 6:00 PM at Hot Springs, Ark.

VISITORS: Stephen F. Austin 7-5

##	Player Name	FG-FGA	3-PT	REBOUNDS											
		FG-FGA	FG-FGA	FT-FTA	OF	DE	TOT	PF	TP	A	TO	BLK	S	MIN	
20	CORMIER, Whitney...	f	4-10	0-0	0-0	1	2	3	0	8	0	1	0	1	22
33	EDWARDS, Evelyn...	f	1-6	0-0	0-0	0	5	5	3	2	0	3	0	1	21
05	EGBENI, Charity...	c	12-19	0-0	0-0	4	4	8	2	24	1	1	0	3	34
15	MOSLEY, Anita...	g	1-3	0-0	2-4	1	0	1	0	4	0	2	0	0	15
23	CARR, Nikki...	g	1-7	0-4	0-0	0	2	2	4	2	3	2	0	3	25
03	SIMPSON, Jennifer...		2-7	1-3	2-2	1	0	1	2	7	0	1	0	0	19
10	GREEN, Natasha...		1-2	0-1	2-2	0	0	0	0	4	0	1	0	0	8
13	HOLLOWAY, Martina...		0-0	0-0	0-0	0	4	4	3	3	0	2	5	0	25
21	DENNISON, Angelina...		0-2	0-1	0-0	0	1	1	0	0	1	0	0	0	7
30	WILSON, Karlee...		0-3	0-0	0-0	1	0	1	0	0	0	1	0	0	2
32	ANSLEY, Jamie...		1-4	1-2	0-0	2	1	3	1	3	1	1	0	1	10
34	KIZZEE, Natalie...		0-2	0-0	0-0	0	3	3	1	0	0	1	0	1	12
TEAM.....						2	2	4							
Totals.....			23-65	2-11	6-8	12	24	36	16	54	8	19	0	10	200

Box Scores

GAME 15: Arkansas 94, Cincinnati 82

12/28/06 7:00 PM at Fayetteville, Ark.
VISITORS: Cincinnati 9-3

#	Player Name	TOT-FG		3-PT		REBOUNDS				PF	TP	A	TO	BLK	S	MIN
		FG-FGA	FG-FGA	FT-FTA	OF	DE	TOT									
22	BELLMAN, Shelly.....	f	4-9	2-4	0-0	1	3	4	4	10	3	3	1	0	28	
52	JONES, Michelle.....	f	4-12	0-0	2-2	4	2	6	1	10	0	0	0	2	28	
25	MORGAN, Angel.....	g	2-6	0-1	2-2	0	2	2	5	6	1	4	0	0	25	
32	TWEHUES, Karen.....	g	6-13	4-11	2-2	2	3	5	5	18	0	3	0	2	27	
44	HUMPHRIES, Treasure..	g	9-21	1-1	6-10	3	4	7	3	25	4	8	0	7	33	
10	BROGAN, Kristi.....		0-0	0-0	0-0	0	0	0	0	0	0	0	0	0	1	
14	OGIDE, Emy.....		0-0	0-0	1-2	2	2	4	3	1	0	1	1	0	9	
23	JACOBS, Carla.....		4-11	0-3	2-3	1	1	2	4	10	4	2	0	2	35	
34	STEVENS, Stephanie..		0-1	0-1	0-0	0	0	0	1	0	0	0	0	0	1	
40	STEPHENS, Jill.....		1-3	0-1	0-0	1	4	5	1	2	0	1	0	1	13	
TEAM.....						3	6					1				
Totals.....			30-76	7-22	15-21	17	24	41	27	82	12	23	2	14	200	
TOTAL FG% 1st Half: 9-30 30.0%		2nd Half: 21-46 45.7%		Game: 39.5%		DEADB										
3-Pt. FG% 1st Half: 2-10 20.0%		2nd Half: 5-12 41.7%		Game: 31.8%		REBS										
F Throw % 1st Half: 8-10 80.0%		2nd Half: 7-11 63.6%		Game: 71.4%		2										

HOME TEAM: Arkansas 14-1

#	Player Name	TOT-FG		3-PT		REBOUNDS				PF	TP	A	TO	BLK	S	MIN
		FG-FGA	FG-FGA	FT-FTA	OF	DE	TOT	PF	TP							
14	ALLEN, Danielle.....	f	3-6	0-0	3-4	1	4	5	1	9	0	2	0	1	20	
44	ERVIN, Lauren.....	c	6-9	0-0	5-6	4	12	16	3	17	1	2	8	0	32	
03	WASHINGTON, Dominique	g	7-11	4-6	1-2	0	2	2	2	19	4	1	0	4	38	
25	VAUGHN, Brittney.....	g	2-6	0-0	7-10	0	4	4	3	11	3	3	0	1	18	
32	FORD, Charity.....	g	2-6	1-2	4-6	1	0	1	1	9	3	4	0	1	27	
10	ROBERTS, Kendra.....		0-0	0-0	0-0	0	0	0	0	0	1	0	0	0	1	
22	SMITH, Tanisha.....		0-2	0-1	0-0	1	1	2	2	0	2	2	0	1	7	
23	COSBY, Donica.....		7-12	4-4	5-7	0	2	2	3	23	2	6	0	2	24	
24	HOWARD, Leslie.....		0-0	0-0	2-2	1	2	3	0	2	0	1	0	0	3	
31	JONES, Whitney.....		0-3	0-0	0-0	1	0	1	1	0	0	0	0	0	8	
34	BRERETON, Ayana.....		0-1	0-0	0-0	0	1	1	1	0	0	0	0	0	2	
40	PFEIFER, Sarah.....		2-6	0-0	0-0	0	2	2	1	4	0	2	0	0	20	
TEAM.....						3	2	5								
Totals.....			29-62	9-13	27-37	12	32	44	18	94	16	23	8	10	200	

Officials: John Morningstar, Bill Titus, Cameron Inouye
Technical fouls: Cincinnati-None. Arkansas-None.
Attendance: 2405
Score by Periods
Cincinnati..... 28 54 - 82
Arkansas..... 42 52 - 94

GAME 17: #11 Vanderbilt 98, #20 Arkansas 61

1/4/07 7 p.m. at Memorial Gym, Nashville, TN
VISITORS: Arkansas 15-2, 0-1

##	Player Name	TOT-FG		3-PT		REBOUNDS				PF	TP	A	TO	BLK	S	MIN
		FG-FGA	FG-FGA	FT-FTA	OF	DE	TOT									
14	Allen, Danielle.....	f	3-7	0-0	3-5	2	1	3	2	9	1	4	0	1	19	
44	Ervin, Lauren.....	f	4-10	0-0	0-0	4	3	7	3	8	2	0	0	1	25	
24	Howard, Leslie.....	g	1-5	0-3	0-0	2	1	3	0	2	0	0	0	1	18	
25	Vaughn, Brittney.....	g	0-2	0-0	0-3	0	3	3	3	0	6	5	0	0	31	
32	Ford, Charity.....	g	3-5	0-1	0-0	0	3	3	2	6	0	2	1	0	12	
10	Roberts, Kendra.....		0-0	0-0	4-4	0	0	0	0	4	0	0	0	1	4	
22	Smith, Tanisha.....		2-11	0-1	2-4	3	0	3	0	6	0	0	0	0	19	
23	Cosby, Donica.....		5-17	2-9	3-3	0	0	0	2	15	1	3	0	0	27	
3	Washington, Dominique		0-0	0-0	0-0	0	0	0	1	0	0	0	0	0	5	
31	Jones, Whitney.....		1-5	0-0	2-4	3	1	4	2	4	0	1	1	2	25	
34	Brereton, Ayana.....		2-3	0-0	1-1	1	0	1	0	5	0	0	0	0	4	
40	Pfeifer, Sarah.....		0-4	0-0	2-2	0	1	1	3	2	0	0	1	0	11	
TEAM.....						7	1	8								
Totals.....			21-69	2-14	17-26	22	14	36	18	61	10	16	3	6	200	

HOME TEAM: Vanderbilt 14-1, 1-0

#	Player Name	TOT-FG		3-PT		REBOUNDS				PF	TP	A	TO	BLK	S	MIN
		FG-FGA	FG-FGA	FT-FTA	OF	DE	TOT									
34	WIRTH, Christina.....	f	10-11	4-4	0-0	3	2	5	4	24	2	1	0	2	25	
50	THOMAS, Carla.....	f	5-10	0-0	2-2	2	12	14	1	12	4	3	2	3	29	
10	DAVIS, Dee.....	g	5-11	0-2	3-4	0	2	2	3	13	7	2	0	2	27	
33	WILLIAMS, Caroline.....	g	5-7	3-3	2-2	0	1	1	1	15	1	0	0	0	30	
5	LUEDERS, Lauren.....	g	2-5	1-1	0-0	1	2	3	1	5	0	1	1	0	19	
11	BRIDGE, Ashlee.....		1-1	0-0	1-2	0	0	0	1	3	0	1	0	0	4	
2	RISPER, Jennifer.....		3-3	0-0	4-5	1	5	6	0	10	1	1	0	0	15	
20	MOONEY, Jessica.....		1-3	0-1	0-2	0	1	1	3	2	2	2	0	0	12	
23	MARSH, Merideth.....		1-3	1-2	1-2	0	1	1	1	4	1	1	0	1	13	
25	NORTON, Amber.....		0-0	0-0	0-0	1	2	3	3	0	0	1	0	0	7	
32	SHERWOOD, Liz.....		3-5	0-0	2-2	2	0	2	2	8	1	2	0	0	14	
43	MALO, Amy.....		1-1	0-0	0-0	0	0	0	3	2	1	0	0	0	5	
TEAM.....						1	2	3								
Totals.....			37-60	9-13	15-21	11	30	41	23	98	20	15	3	8	200	

Officials: Mary Day, Eric Brewton, Kim Watt
Technical fouls: Arkansas-None. Vanderbilt-None.
Attendance: 4301
Score by Periods
Arkansas..... 25 36 - 61
Vanderbilt..... 46 52 - 98

GAME 16: #23 Arkansas 66, St. Louis 59

#23 Arkansas vs Saint Louis
12/30/06 4 pm at St. Louis, Mo. (Bauman-Eberhardt Center)
VISITORS: #23 Arkansas 15-1

##	Player Name		TOT-FG		3-PT		REBOUNDS				PF	TP	A	TO	BLK	S	MIN
			FG-FGA	FG-FGA	FT-FTA	OF	DE	TOT									
14	ALLEN, Danielle.....	f	3-3	0-0	0-0	0	2	2	3	6	0	0	0	0	0	15	
44	ERVIN, Lauren.....	c	5-7	0-0	2-2	6	8	14	1	12	2	2	3	1	33		
03	WASHINGTON, Dominique	g	3-8	2-6	0-0	1	2	3	3	8	0	3	0	0	24		
25	VAUGHN, Brittney.....	g	4-5	0-0	5-8	2	7	9	1	13	10	4	1	1	35		
32	FORD, Charity.....	g	1-3	0-1	0-0	0	2	2	0	2	0	0	0	1	15		
22	SMITH, Tanisha.....		2-5	0-2	0-0	1	2	3	1	4	0	2	0	1	12		
23	COSBY, Donica.....		1-7	1-3	3-4	2	6	8	2	6	1	3	0	0	25		
24	HOWARD, Leslie.....		0-4	0-3	0-0	0	2	2	1	0	2	0	0	0	10		
31	JONES, Whitney.....		1-2	0-0	0-0	0	2	2	1	2	1	1	0	0	8		
40	PFEIFER, Sarah.....		5-13	0-0	3-4	1	3	4	1	13	1	0	0	2	23		
TEAM.....						1	1										
Totals.....			25-57	3-15	13-18	13	37	50	14	66	17	17	4	6	200		

HOME TEAM: Saint Louis 8-6

##	Player Name	TOT-FG		3-PT	
----	-------------	--------	--	------	--

Box Scores

GAME 19: Arkansas 65, Auburn 62

01/14/07 2:00 PM at Auburn, Ala.

VISITORS: Arkansas Lady Razorb 16-3, 1-2 SEC

##	Player Name	TOT-FG		3-PT		REBOUNDS			PF	TP	A	TO	BLK	S	MIN
		FG-FGA	FG-FGA	FT-FTA	OF DE TOT	PF	TP	A TO BLK S MIN							
44	ERVIN, Lauren.....	c	9-9	0-0	1-2	3	10	13	2	19	2	0	3	2	36
03	WASHINGTON, Dominique	g	8-15	7-11	1-1	0	2	2	0	24	2	4	0	1	34
22	SMITH, Tanisha.....	g	0-4	0-1	2-2	1	0	1	2	2	0	0	1	1	7
25	VAUGHN, Brittney.....	g	3-9	0-1	0-0	0	3	3	2	6	10	1	0	2	34
40	PFEIFER, Sarah.....	g	2-10	0-0	1-2	2	1	3	2	5	0	4	0	0	24
10	ROBERTS, Kendra.....		0-1	0-0	0-0	0	0	0	0	0	0	0	0	0	3
14	ALLEN, Danielle.....		0-3	0-0	0-0	0	1	1	1	0	0	1	1	0	7
23	COSBY, Donica.....		0-1	0-1	0-0	0	0	0	0	0	0	2	0	0	9
24	HOWARD, Leslie.....		0-0	0-0	2-2	1	0	1	0	2	0	0	0	0	3
31	JONES, Whitney.....		1-3	0-0	0-0	1	2	3	0	2	0	1	1	0	10
32	FORD, Charity.....		1-4	0-1	3-4	2	2	4	3	5	3	0	0	1	29
34	BRERETON, Ayana.....		0-2	0-0	0-0	1	0	1	1	0	1	0	0	0	4
TEAM.....					4	2	6								
Totals.....			24-61	7-15	10-13	15	23	38	13	65	18	13	6	7	200

TOTAL FG% 1st Half: 12-32	37.5%	2nd Half: 12-29	41.4%	Game: 39.3%	DEADB
3-Pt. FG% 1st Half: 4-8	50.0%	2nd Half: 3-7	42.9%	Game: 46.7%	REBS
F Throw % 1st Half: 3-4	75.0%	2nd Half: 7-9	77.8%	Game: 76.9%	0

HOME TEAM: AUBURN 14-5, 1-2 SEC

##	Player Name	TOT-FG		3-PT		REBOUNDS			PF	TP	A	TO	BLK	S	MIN
		FG-FGA	FG-FGA	FT-FTA	OF DE TOT	PF	TP	A TO BLK S MIN							
01	Jackson, Trevesha....	f	4-12	0-0	2-2	7	4	11	3	10	0	1	3	0	33
21	Greenleaf, Jordan....	f	0-3	0-0	0-0	1	3	4	3	0	1	1	3	0	18
04	McCorvey, Tamela....	g	2-8	1-4	0-0	1	2	3	0	5	3	0	0	0	26
12	Hobbs, Sherell.....	g	6-15	0-0	3-3	4	2	6	3	15	1	2	0	1	34
24	Bonner, DeWanna.....	g	8-14	0-2	2-3	4	7	11	0	18	2	0	1	3	33
22	Hobbs, Reneisha.....		0-1	0-0	0-0	0	0	0	1	0	0	1	0	1	7
23	Clayden, Joanna.....		0-1	0-1	0-0	0	1	1	0	0	0	0	0	0	5
34	Ogubie, Alexis.....		0-2	0-0	0-0	0	2	2	0	0	0	1	0	1	12
44	Boddie, Whitney.....		6-12	0-0	2-2	0	2	2	2	14	2	4	1	2	30
50	Pickard, Milaika.....		0-1	0-0	0-0	1	1	2	1	0	0	1	0	0	2
TEAM.....					2	1	3								
Totals.....			26-69	1-7	9-10	20	25	45	13	62	9	11	8	8	200

TOTAL FG% 1st Half: 15-37	40.5%	2nd Half: 11-32	34.4%	Game: 37.7%	DEADB
3-Pt. FG% 1st Half: 0-3	0.0%	2nd Half: 1-4	25.0%	Game: 14.3%	REBS
F Throw % 1st Half: 8-8	100 %	2nd Half: 1-2	50.0%	Game: 90.0%	1

Officials: Sally Bell, Eric Brewton, Mary Day

Technical fouls: Arkansas Lady Razorb-None. AUBURN-None.

Attendance: 1633

Score by Periods	1st	2nd	Total
Arkansas Lady Razorb.....	31	34	- 65
AUBURN.....	38	24	- 62

GAME 21: Arkansas 67, Florida 57

01/21/07 3:00 PM at Gainesville, Fla.

VISITORS: Arkansas 18-3 (3-2)

##	Player Name	TOT-FG		3-PT		REBOUNDS			PF	TP	A	TO	BLK	S	MIN
		FG-FGA	FG-FGA	FT-FTA	OF DE TOT	PF	TP	A TO BLK S MIN							
31	JONES, Whitney.....	f	1-2	0-0	0-0	1	0	1	0	2	0	0	1	1	13
44	ERVIN, Lauren.....	f	4-11	0-0	2-5	7	13	20	3	10	2	3	2	0	34
03	WASHINGTON, Dominique	g	4-16	3-13	0-0	1	2	3	2	11	0	0	0	0	27
25	VAUGHN, Brittney.....	g	5-8	0-0	4-7	0	7	7	1	14	5	4	1	2	35
32	FORD, Charity.....	g	1-5	0-2	0-0	1	0	1	0	2	1	1	0	0	10
10	ROBERTS, Kendra.....		0-0	0-0	0-0	0	0	0	0	0	0	1	0	0	2
14	ALLEN, Danielle.....		1-3	0-0	2-4	2	3	5	1	4	0	0	0	1	18
23	COSBY, Donica.....		4-9	1-5	6-8	2	2	4	2	15	0	2	0	2	19
24	HOWARD, Leslie.....		1-5	1-5	0-0	0	1	1	0	3	0	2	0	1	17
34	BRERETON, Ayana.....		1-3	0-0	0-0	0	0	0	0	2	0	0	0	0	4
40	PFEIFER, Sarah.....		2-5	0-0	0-2	1	2	3	3	4	1	3	0	1	21
TEAM.....					2	5	7								
Totals.....			24-67	5-25	14-26	17	35	52	12	67	9	16	5	7	200

TOTAL FG% 1st Half: 9-32	28.1%	2nd Half: 15-35	42.9%	Game: 35.8%	DEADB
3-Pt. FG% 1st Half: 2-12	16.7%	2nd Half: 3-13	23.1%	Game: 20.0%	REBS
F Throw % 1st Half: 2-7	28.6%	2nd Half: 12-19	63.2%	Game: 53.8%	5

HOME TEAM: Florida 6-14 (0-5)

##	Player Name	TOT-FG		3-PT		REBOUNDS			PF	TP	A	TO	BLK	S	MIN
		FG-FGA	FG-FGA	FT-FTA	OF DE TOT	PF	TP	A TO BLK S MIN							
24	Smith, Sharielle....	f	1-4	0-0	1-2	3	3	6	2	3	0	2	0	0	31
44	Dotson, Marshae....	f	7-9	0-0	0-0	1	6	7	4	14	0	4	2	1	30
03	Brooks, Sha.....	g	10-26	4-12	4-6	2	2	4	2	28	4	3	0	4	39
04	Dye, Kim.....	g	2-10	2-9	0-0	0	4	4	4	6	2	2	0	0	40
20	Bowden, Depree.....	g	2-14	0-3	0-0	3	6	9	4	4	1	2	1	1	22
12	Thomas, Brittaney...		0-0	0-0	0-0	0	0	0	0	0	0	2	0	0	1
15	Critton, Kim.....		0-3	0-0	0-0	0	2	2	3	0	1	1	0	0	15
22	Mossor, Jennifer....		0-0	0-0	0-0	0	1	1	0	0	0	1	0	0	3
50	Phillips, Briana....		1-1	0-0	0-0	1	5	6	3	2	0	2	0	1	19
TEAM.....					1	4	5								
Totals.....			23-67	6-24	5-8	11	33	44	22	57	8	19	3	7	200

TOTAL FG% 1st Half: 11-31	35.5%	2nd Half: 12-36	33.3%	Game: 34.3%	DEADB
3-Pt. FG% 1st Half: 5-13	38.5%	2nd Half: 1-11	9.1%	Game: 25.0%	REBS
F Throw % 1st Half: 1-2	50.0%	2nd Half: 4-6	66.7%	Game: 62.5%	1

Officials: Lisa Mattingly, Leslie Claybrook, David Kramer

Technical fouls: Arkansas-None. Florida-None.

Attendance: 1273

Score by Periods	1st	2nd	Total
Arkansas.....	22	45	- 67
Florida.....	28	29	- 57

GAME 20: Arkansas 71, Alabama 63

01/18/07 7:00 PM at Fayetteville, Ark.

VISITORS: Alabama 10-10, 0-5 SEC

##	Player Name	TOT-FG		3-PT		REBOUNDS			PF	TP	A	TO	BLK	S	MIN
		FG-FGA	FG-FGA	FT-FTA	OF DE TOT	PF	TP	A TO BLK S MIN							
34	MOORE, Navonda.....	f	2-6	1-1	4-6	2	3	5	2	9	1	5	2	2	28
40	CHANDLER, Talisha...	c	5-9	0-2	0-0	4	7	11	0	10	5	5	1	4	32
03	BUTLER, Alyson.....	g	0-6	0-4	0-0	2	0	2	4	0	2	1	0	2	27
21	MASTIN, Kate.....	g	7-10	3-6	9-11	0	1	1	3	26	2	3	0	0	32
32	WILLIAMS, Tamara....	g	4-7	0-1	1-2	2	8	10	2	9	3	7	1	0	33
05	DRURY, Leah.....		0-2	0-0	1-2	0	0	0	2	1	0	2	0	1	13
12	DAVIS, Nikki.....		1-1	0-0	2-3	2	2	4	3	4	4	5	0	2	19
22	STRAUTHERS, Courtney		1-1	0-0	0-1	1	2	3	1	2	0	2	0	0	11
24	RESHARD, Nathalie...		1-2	0-0	0-0	0	2	2	1	2	0	2	0	0	5
TEAM.....					1	1	2								
Totals.....			21-44	4-14	17-25	14	26	40	18	63	17	32	4	11	200

TOTAL FG% 1st Half: 11-22	50.0%	2nd Half: 10-22	45.5%	Game: 47.7%	DEADB
3-Pt. FG% 1st Half: 0-4	0.0%	2nd Half: 4-10	40.0%	Game: 28.6%	REBS
F Throw % 1st Half: 7-9	77.8%	2nd Half: 10-16	62.5%	Game: 68.0%	3,1

HOME TEAM: Arkansas 17-3, 2-2 SEC

		TOT-FG		3-PT		REBOUNDS									
##	Player Name	FG-FGA	FG-FGA	FT-FTA	OF	DE	TOT	PF	TP	A	TO	BLK	S	MIN	
40	PFEIFER, Sarah.....	f	1-10	0-0	0-0	4	3	7	0	2	2	0	1	0	17
44	ERVIN, Lauren.....	c	9-14	0-0	2-3	6	4	10	1	20	2	3	1	3	37
03	WASHINGTON, Dominique	g	2-16	2-12	0-0	0	1	1	4	6	1	0	0	2	25
25	VAUGHN, Brittney.....	g	5-7	0-1	7-7	1	3	4	2	17	7	5	0	8	31
32	FORD, Charity.....	g	3-4	0-0	2-4	3	1	4	2	8	3	2	0	3	35
14	ALLEN, Danielle.....		0-1	0-0	0-1	0	1	1	2	0	0	1	0	0	9
22	SMITH, Tanisha.....		0-3	0-0	0-0	0	0	0	0	0	0	1	0	0	5
23	COSBY, Donica.....		2-8	0-0	0-0	0	0	0	4	4	0	2	0	1	16
24	HOWARD, Leslie.....		1-5	1-5	0-0	1	0	1	2	3	0	1	0	0	18
31	JONES, Whitney.....		3-5	0-0	5-6	1	0	1	0	11	0	0	0	0	7
TEAM.....						5		5							
Totals.....			26-73	3-21	16-21	21	13	34	17	71	15	15	2	17	200

Box Scores

GAME 23: #15 Vanderbilt 61, Arkansas 34

01/28/07 2:00 PM at Fayetteville, Ark.

VISITORS: Vanderbilt 18-4		(4-3 SEC)																
##	Player Name	TOT-FG		3-PT		REBOUNDS			PF	TP	A	TO	BLK	S	MIN			
		FG-FGA	FG-PGA	FT-FTA	OF	DE	TOT											
34	WIRTH, Christina....	f	1-5	1-3	2-2	2	3	5	2	5	4	2	0	3	27			
50	THOMAS, Carla.....	c	7-18	0-0	4-5	4	6	10	3	18	2	1	0	0	28			
02	RISPER, Jennifer....	g	1-3	0-0	2-2	0	5	5	3	4	3	2	0	1	25			
10	DAVIS, Dee.....	g	3-5	0-0	0-0	3	4	7	2	6	4	2	0	2	32			
33	WILLIAMS, Caroline..	g	2-4	2-4	0-0	0	2	2	4	6	2	1	0	1	21			
05	LUEDERS, Lauren....		0-1	0-1	0-0	0	2	2	1	0	0	0	0	0	8			
11	BRIDGE, Ashlee.....		0-1	0-0	0-0	0	0	0	0	0	0	0	0	0	5			
20	MOONEY, Jess.....		1-5	0-0	5-7	1	0	1	2	7	1	2	0	1	13			
23	MARSH, Merideth....		1-2	1-2	2-2	0	4	4	0	5	0	6	0	1	17			
25	NORTON, Amber.....		1-3	0-0	0-0	1	1	2	1	2	0	2	0	0	9			
32	SHERWOOD, Liz.....		4-8	0-0	0-0	1	5	6	3	8	0	3	0	0	10			
43	MALO, Amy.....		0-3	0-0	0-0	3	0	3	0	0	0	0	0	1	5			
TEAM.....						2	2	4										
Totals.....			21-58	4-10	15-18	17	34	51	21	61	16	21	0	10	200			

TOTAL FG% 1st Half: 11-30	36.7%	2nd Half: 10-28	35.7%	Game: 36.2%	DEADB
3-Pt. FG% 1st Half: 3-7	42.9%	2nd Half: 1-3	33.3%	Game: 40.0%	REBS
F Throw % 1st Half: 5-6	83.3%	2nd Half: 10-12	83.3%	Game: 83.3%	2,1

HOME TEAM: Arkansas 18-5																	(3-4 SEC)									
##	Player Name	TOT-FG		3-PT		REBOUNDS										PF	TP	A	TO	BLK	S	MIN				
		FG-FGA	FG-PGA	FT-FTA	OF	DE	TOT	PF	TP	A	TO	BLK	S	MIN												
40	PFEIFER, Sarah.....	f	0-4	0-0	1-4	2	1	3	2	1	1	0	0	0	3	19										
44	ERVIN, Lauren.....	c	2-4	0-0	6-7	2	3	5	3	10	0	1	3	0	20											
03	WASHINGTON, Dominique	g	0-6	0-4	1-2	0	1	1	1	1	1	1	0	0	21											
25	VAUGHN, Brittney.....	g	1-5	0-0	1-5	0	3	3	2	3	3	7	0	0	31											
32	FORD, Charity.....	g	0-3	0-1	0-0	0	0	0	0	0	0	0	0	0	7											
10	ROBERTS, Kendra.....		0-1	0-0	0-0	0	0	0	0	0	0	0	0	0	3											
14	ALLEN, Danielle.....		0-0	0-0	0-5	0	1	1	2	0	0	2	2	0	14											
22	SMITH, Tanisha.....		1-3	0-0	0-0	0	1	1	1	2	0	2	0	1	13											
23	COSBY, Donica.....		4-13	2-8	0-0	1	3	4	2	10	1	5	0	2	30											
24	HOWARD, Leslie.....		0-1	0-0	0-0	0	1	1	0	0	0	0	0	0	7											
31	JONES, Whitney.....		1-5	0-0	0-0	0	2	2	1	2	0	0	3	1	27											
34	BRERETON, Ayana.....		1-1	0-0	3-4	0	0	0	0	5	0	1	1	1	8											
TEAM.....						3	4	7																		
Totals.....			10-46	2-13	12-27	8	20	28	14	34	6	19	9	8	200											

TOTAL FG% 1st Half: 4-26	15.4%	2nd Half: 6-20	30.0%	Game: 21.7%	DEADB
3-Pt. FG% 1st Half: 1-7	14.3%	2nd Half: 1-6	16.7%	Game: 15.4%	REBS
F Throw % 1st Half: 5-10	50.0%	2nd Half: 7-17	41.2%	Game: 44.4%	8,1

Officials: Brian Enterline, Nan Sisk, Laura Morris
Technical fouls: Vanderbilt-None. Arkansas-None.
Attendance: 4913
Score by Periods
Vanderbilt..... 30 31 - 61
Arkansas..... 14 20 - 34

GAME 25: Ole Miss 90, Arkansas 87 (2 OT)

02/04/07 2:00 PM at Fayetteville, Ark.

VISITORS: Mississippi 18-6 (7-2 SEC)

		TOT-FG		3-PT		REBOUNDS										
##	Player Name	FG-FGA	FG-PGA	FT-FTA	OF	DE	TOT	PF	TP	A	TO	BLK	S	MIN		
34	MINCY, Jada.....	f	2-4	0-0	0-0	2	4	6	3	4	2	2	0	3	33	
40	PORREST, Danetra....	f	1-4	0-0	0-0	3	2	5	5	2	0	4	0	0	27	
03	AWKWARD, Ashley....	g	9-24	2-8	3-4	0	1	1	1	23	4	4	0	0	47	
24	PRICE, Arminthe....	g	11-17	1-2	7-10	3	10	13	3	30	5	5	1	6	49	
32	EASLEY, Alliesha....	g	7-16	3-7	2-2	5	2	7	2	19	1	1	0	2	45	
02	ROY, Lindsay.....		0-0	0-0	0-0	0	0	0	1	0	0	0	0	0	4	
10	BARTEE, Carla.....		3-8	2-2	2-2	1	4	5	3	10	0	2	0	0	18	
11	BLACK, Shantell....		0-0	0-0	0-1	0	0	0	1	0	1	1	0	0	5	
15	FRIESON, Daphnee....		0-0	0-0	0-0	0	3	3	1	0	0	2	0	0	4	
33	TIPTON, Brandi.....		0-0	0-0	0-0	0	0	0	0	0	0	0	0	0	2	
35	GOFF, SHAWN.....		1-5	0-0	0-2	1	1	2	4	2	1	2	2	0	15	
45	THOMAS, Bianca.....		0-0	0-0	0-0	0	0	0	0	0	0	0	0	0	1	
TEAM.....						2	2	4								
Totals.....			34-78	8-19	14-21	17	29	46	24	90	14	23	3	11	251	

TOTAL FG% 1st Half: 18-32	56.3%	2nd Half: 8-32	25.0%	OT: 8-14	57.1%	Game: 43.6%	DEADB
3-Pt. FG% 1st Half: 2-3	66.7%	2nd Half: 3-10	30.0%	OT: 3-6	50.0%	Game: 42.1%	REBS
F Throw % 1st Half: 3-4	75.0%	2nd Half: 4-7	57.1%	OT: 7-10	70.0%	Game: 66.7%	3

HOME TEAM: Arkansas 18-7 (3-6 SEC)																			
##	Player Name	TOT-FG			3-PT			REBOUNDS							A	TO	BLK	S	MIN
		FG-FGA	FG-PGA	FT-FTA	OF	DE	TOT	PF	TP										
14	ALLEN, Danielle.....	f	1-3	0-0	0-0	1	1	2	0	2	3	0	3	2	25				
40	PFEIFER, Sarah.....	f	5-8	0-0	2-2	2	5	7	5	12	4	5	0	0	36				
44	ERVIN, Lauren.....	c	8-11	0-0	6-9	5	7	12	2	22	1	6	6	2	40				
24	HOWARD, Leslie.....	g	5-10	3-8	0-0	1	2	3	1	13	4	0	0	0	29				
25	VAUGHN, Brittney....	g	2-3	0-1	3-4	0	5	5	4	7	4	6	0	5	37				
03	WASHINGTON, Dominique		0-1	0-1	0-0	0	0	0	0	0	0	0	0	0	4				
22	SMITH, Tanisha.....		6-15	0-3	0-1	1	2	3	1	12	1	2	1	4	20				
23	COSBY, Donica.....		3-15	1-8	4-5	0	1	1	4	11	4	3	0	4	32				
31	JONES, Whitney.....		2-7	0-0	4-6	4	3	7	2	8	0	1	1	0	25				
32	FORD, Charity.....		0-0	0-0	0-0	0	1	1	0	0	0	2	0	0	2				
TEAM.....						2	2	4											
Totals.....			32-73	4-21	19-27	16	29	45	19	87	21	25	11	17	250				

TOTAL FG% 1st Half: 10-27	37.0%	2nd Half: 12-31	38.7%	OT: 10-15	66.7%	Game: 43.8%	DEADB
3-Pt. FG% 1st Half: 3-10	30.0%	2nd Half: 1-7	14.3%	OT: 0-4	0.0%	Game: 19.0%	REBS
F Throw % 1st Half: 4-7	57.1%	2nd Half: 12-14	85.7%	OT: 3-6	50.0%	Game: 70.4%	4,2

Officials: Tina Napier, Doc Sisk, Beverly Roberts
Technical fouls: Mississippi-None. Arkansas-None.
Attendance: 2543
Score by Periods
Mississippi..... 41 23 8 18 - 90
Arkansas..... 27 37 8 15 - 87

GAME 24: Miss State 80, Arkansas 75

02-01-07 8:05 PM at Starkville, MS

VISITORS: Arkansas 18-6 (3-5 SEC)

		TOT-FG		3-PT		REBOUNDS										
##	Player Name	FG-FGA	FG-FGA	FT-FTA	OF	DE	TOT	PF	TP	A	TO	BLK	S	MIN		
22	SMITH, Tanisha.....	f	2-6	0-1	0-0	1	3	4	0	4	0	3	0	1	14	
31	JONES, Whitney.....	f	3-6	0-0	0-0	1	4	5	4	6	1	0	3	2	21	
44	ERVIN, Lauren.....	f	4-11	0-0	2-3	4	3	7	2	10	3	1	1	1	29	
24	HOWARD, Leslie.....	g	5-15	3-11	1-1	2	0	2	2	14	1	2	0	1	31	
25	VAUGHN, Brittney....	g	2-4	0-0	1-4	1	6	7	3	5	3	8	0	1	23	
03	WASHINGTON, Dominique		1-4	1-4	0-0	0	2	2	1	3	0	0	0	0	18	
14	ALLEN, Danielle.....		0-0	0-0	0-2	0	2	2	0	0	1	1	0	0	8	
23	COSBY, Donica.....		3-12	2-9	10-11	1	0	1	4	18	4	4	0	2	26	
32	FORD, Charity.....		0-0	0-0	0-0	0	0	0	0	0	0	0	0	0	0+	
40	PFEIFER, Sarah.....		7-12	0-0	1-1	5	7	12	4	15	0	1	1	3	30	
TEAM.....						1	3	4								
Totals.....			27-70	6-25	15-22	16	30	46	20	75	13	20	5	11	200	

Box Scores

GAME 27: #7 LSU 86, Arkansas 65

02/15/07 7:00 PM at Fayetteville, Ark. (Bud Walton Arena)
VISITORS: LSU 23-4 (9-2 SEC)

##	Player Name	TOT-FG		3-PT	REBOUNDS		PF	TP	A	TO	BLK	S	MIN
		FG-FGA	FG-FGA		OF	DE							
22	PHILLIPS, Porsha....	f	2-9	0-2	0-0	0	4	2	4	0	2	0	23
34	POWLES, Sylvia.....	c	8-18	0-0	7-8	7	13	20	1	23	1	1	35
05	WHITE, Erica.....	g	4-11	1-1	6-6	2	6	8	3	15	7	0	32
12	LeBLANC, RaShonta...	g	1-2	0-1	1-1	1	4	5	2	3	1	0	23
15	CHANEY, Quianna....	g	10-15	1-2	0-0	1	1	2	2	21	2	0	24
04	ANTONY, Katie.....		0-1	0-0	0-0	0	0	0	0	0	0	0	4
10	MITCHELL, Khalilah..		0-2	0-0	0-0	0	1	1	1	0	1	1	11
23	HIGHTOWER, Allison..		4-9	0-0	0-0	0	3	3	1	8	2	1	23
24	WHITFIELD, Marian...		1-2	0-0	0-0	0	0	0	1	2	1	0	3
25	WILLIAMS, Meshia....		3-6	0-0	0-0	2	3	5	2	6	1	0	17
44	MORRIS, Kristen.....		2-2	0-0	0-0	0	1	1	1	4	1	1	5
TEAM.....					2	3	5						
Totals.....			35-77	2-6	14-15	15	39	54	16	86	17	8	5 200

TOTAL FG% 1st Half: 13-36 36.1% 2nd Half: 22-41 53.7% Game: 45.5% DEADB
3-Pt. FG% 1st Half: 1-5 20.0% 2nd Half: 1-1 100 % Game: 33.3% REBS
F Throw % 1st Half: 5-5 100 % 2nd Half: 9-10 90.0% Game: 93.3% 1

HOME TEAM: Arkansas 18-9 (3-8 SEC)

##	Player Name	TOT-FG		3-PT	REBOUNDS		PF	TP	A	TO	BLK	S	MIN
		FG-FGA	FG-FGA		OF	DE							
22	SMITH, Tanisha.....	f	3-15	1-2	2-2	0	1	1	0	9	1	1	27
40	PFEIFER, Sarah.....	f	4-11	0-0	2-2	2	5	7	3	10	1	0	20
44	ERVIN, Lauren.....	c	5-10	0-0	1-2	3	6	9	2	11	4	2	30
23	COSBY, Donica.....	g	5-16	3-7	2-2	0	2	2	3	15	4	3	23
25	VAUGHN, Brittny....	g	2-3	0-1	3-7	0	5	5	3	7	4	1	36
03	WASHINGTON, Dominique		0-1	0-1	0-0	0	0	0	0	0	0	0	1
14	ALLEN, Danielle.....		0-0	0-0	0-0	0	2	2	0	0	0	0	7
24	HOWARD, Leslie.....		1-2	1-2	0-0	0	0	0	1	3	0	0	17
31	JONES, Whitney.....		3-9	0-0	2-3	3	5	8	1	8	0	0	24
32	FORD, Charity.....		0-1	0-1	0-0	0	0	0	0	0	0	0	3
34	BRERETON, Ayana.....		1-1	0-0	0-0	0	0	0	0	2	0	0	2
TEAM.....					2	2							
Totals.....			24-69	5-14	12-18	10	26	36	13	65	14	7	2 200

TOTAL FG% 1st Half: 13-36 36.1% 2nd Half: 11-33 33.3% Game: 34.8% DEADB
3-Pt. FG% 1st Half: 1-6 16.7% 2nd Half: 4-8 50.0% Game: 35.7% REBS
F Throw % 1st Half: 1-1 100 % 2nd Half: 11-17 64.7% Game: 66.7% 2,1

Officials: Roy Gulbeyan, Laura Morris, Leslie Claybrook
Technical fouls: LSU-None. Arkansas-None.

Attendance: 2043

Score by Periods		1st	2nd	Total
LSU.....		32	54	- 86
Arkansas.....		28	37	- 65

GAME 29: #2 Tennessee 75, Arkansas 68

02/22/07 7:00 PM at Fayetteville, Ark. (Bud Walton Arena)
VISITORS: Tennessee 26-2 (13-0 SEC)

##	Player Name	TOT-FG		3-PT	REBOUNDS		PF	TP	A	TO	BLK	S	MIN
		FG-FGA	FG-FGA		OF	DE							
01	SPENCER, Sidney....	f	1-9	0-4	1-2	2	2	4	2	3	1	1	30
03	PARKER, Candace....	f	12-21	0-0	5-5	9	8	17	3	29	1	3	48
55	ANOSIKE, Nicky.....	c	3-11	0-0	1-3	4	5	9	1	7	1	0	33
00	BOBBITT, Shannon...	g	4-12	3-9	4-5	0	2	2	2	15	1	3	20
14	HORNBuckle, Alexis..	g	4-11	0-2	4-4	3	3	6	4	12	3	8	40
02	MCMAHAN, Cait.....		1-4	0-1	0-1	0	0	0	0	2	3	0	13
13	REDDING, Dominique..		0-0	0-0	0-0	0	0	0	0	0	0	0	1
33	AUGUSTE, Alberta....		1-6	0-1	0-0	1	0	1	2	2	1	1	18
44	FULLER, Alex.....		1-1	0-0	3-4	3	3	6	2	5	0	2	12
TEAM.....					2	3	5			1			
Totals.....			27-75	3-17	18-24	24	26	50	16	75	11	19	6 225

TOTAL FG% 1st: 10-34 29.4% 2nd: 15-33 45.5% OT: 2-8 25.0% Game: 36.0% DEADB
3-Pt. FG% 1st: 0-7 0.0% 2nd: 3-6 50.0% OT: 0-4 0.0% Game: 17.6% REBS
F Throw % 1st: 3-6 50.0% 2nd: 6-8 75.0% OT: 9-10 90.0% Game: 75.0% 3

HOME TEAM: Arkansas 18-11 (3-10 SEC)

##	Player Name	TOT-FG		3-PT	REBOUNDS		PF	TP	A	TO	BLK	S	MIN
		FG-FGA	FG-FGA		OF	DE							
22	SMITH, Tanisha.....	f	6-13	1-1	0-0	3	2	5	3	13	2	4	39
40	PFEIFER, Sarah.....	f	3-8	0-0	2-2	2	2	4	5	8	1	0	25
44	ERVIN, Lauren.....	c	4-6	0-0	3-6	4	7	11	3	11	1	3	37
03	WASHINGTON, Dominique		7-19	7-18	0-0	1	3	4	1	21	3	0	36
25	VAUGHN, Brittny....	g	1-9	0-1	3-4	0	2	2	4	5	9	10	45
14	ALLEN, Danielle.....		0-0	0-0	0-0	1	3	4	1	0	2	3	16
24	HOWARD, Leslie.....		1-4	0-3	0-0	1	0	1	1	2	0	2	7
31	JONES, Whitney.....		3-4	0-0	2-2	0	2	2	1	8	0	0	16
32	FORD, Charity.....		0-0	0-0	0-0	0	0	0	0	0	0	0	2
34	BRERETON, Ayana.....		0-1	0-0	0-0	0	1	1	1	0	0	0	2
TEAM.....					3	4	7						
Totals.....			25-64	8-23	10-14	15	26	41	20	68	18	25	5 225

TOTAL FG% 1st: 11-29 37.9% 2nd: 12-29 41.4% OT: 2-6 33.3% Game: 39.1% DEADB
3-Pt. FG% 1st: 3-9 33.3% 2nd: 4-11 36.4% OT: 1-3 33.3% Game: 34.8% REBS
F Throw % 1st: 0-0 0.0% 2nd: 9-12 75.0% OT: 1-2 50.0% Game: 71.4% 2,1

Officials: Bill Titus, Eric Brewton, Mark Zentz

Technical fouls: Tennessee-None. Arkansas-None.

Attendance: 3738

Score by Periods		1st	2nd	OT	Total
Tennessee.....		23	39	13	- 75
Arkansas.....		25	37	6	- 68

GAME 28: Kentucky 87, Arkansas 60

02/18/07 12:00 PM at Lexington, Ky. (Rupp Arena)
VISITORS: Arkansas 18-10, 3-9

##	Player Name	TOT-FG		3-PT	REBOUNDS		PF	TP	A	TO	BLK	S	MIN
		FG-FGA	FG-FGA		OF	DE							
22	SMITH, Tanisha.....	f	3-8	0-1	0-0	1	0	1	2	6	2	1	14
40	PFEIFER, Sarah.....	f	3-14	0-0	2-2	1	1	2	1	8	3	2	32
44	ERVIN, Lauren.....	c	4-11	0-0	3-4	6	4	10	1	11	0	1	32
23	COSBY, Donica.....	g	3-12	2-8	6-8	1	4	5	2	14	0	4	32
25	VAUGHN, Brittny....	g	1-4	0-0	5-6	0	4	4	2	7	3	1	27
03	WASHINGTON, Dominique		1-5	1-4	0-0	1	1	2	3	3	1	1	16
24	HOWARD, Leslie.....		2-7	1-6	0-0	0	2	2	1	5	0	0	11
31	JONES, Whitney.....		2-5	0-0	0-0	2	0	2	1	4	2	0	11
32	FORD, Charity.....		1-6	0-0	0-0	0	0	0	2	2	1	0	21
34	BRERETON, Ayana.....		0-1	0-0	0-0	0	1	1	0	0	0	0	4
TEAM.....					7	1	8						
Totals.....			20-73	4-19	16-20	19	18	37	15	60	12	10	2 200

TOTAL FG% 1st Half: 11-33 33.3% 2nd Half: 9-40 22.5% Game: 27.4% DEADB
3-Pt. FG% 1st Half: 3-7 42.9% 2nd Half: 1-12 8.3% Game: 21.1% REBS
F Throw % 1st Half: 10-12 83.3% 2nd Half: 6-8 75.0% Game: 80.0% 3

HOME TEAM: Kentucky 17-11, 6-7

##	Player Name	TOT-FG		3-PT	REBOUNDS		PF	TP	A	TO	BLK	S	MIN
		FG-FGA	FG-FGA		OF	DE							
32	Humphrey, Jennifer...	f	7-8	0-0	2-3	1	15	16	4	16	2	2	29
04	Elliott, Sarah.....	c	6-8	0-0	1-2	0	8	8	2	13	4	3	29
10	Alcius, Nastassia...	g	2-5	1-3	2-2	1	0	1	2	7	3	4	18
11	Mahoney, Samantha...	g	2-4	0-0	2-2	0	2	2	1	6	4	1	24
33	Pfeiffer, Jenny.....	g	5-9	4-7	0-1	0	1	1	1	14	1	1	25
00	Ormerod, Carly.....		9-12	2-2	3-4	0	2	2	1	23	1	3	26
12	Watkins, Lydia.....		0-0	0-0	0-0	1	0	1	1	0	1	2	5
15	Edelen, Brittany....		3-7	0-1	0-0	1	1	2	0	6	1	0	12
20	Bowman, Chante.....		0-1	0-0	0-0	0	0	0	0	1	0	1	6
21	Jackson, Jenn'e.....		0-1	0-0	0-0	2	0	2	1	0	1	1	10
25	Franklin, Amani.....		0-1	0-1	2-2	0	3	3	1	2	0	0	11
TEAM.....					1	2	3						
Totals.....			34-56	7-14	12-16	7	34	41	15	87	19	19	5 200

TOTAL FG% 1st Half: 17-28 60.7% 2nd Half: 17-28 60.7% Game: 60.7% DEADB
3-Pt. FG% 1st Half: 6-11 54.5% 2nd Half: 1-3 33.3% Game: 50.0% REBS
F Throw % 1st Half: 7-9 77.8% 2nd Half: 5-7 71.4% Game: 75.0% 1,1

Officials: Tina Napier, Mary Day, Cameron Inouye

Technical fouls: Arkansas-None. Kentucky-None.

Attendance: 7126

Score by Periods		1st	2nd	Total
Arkansas.....		35	25	- 60
Kentucky.....		47	40	- 87

GAME 30: #11 Georgia 69, Arkansas 51

02/25/07 2:00 PM at Stegeman Coliseum (Athens, Ga.)
VISITORS: Arkansas 18-12 (3-11)

##	Player Name	TOT-FG		3-PT	REBOUNDS
----	-------------	--------	--	------	----------

2006-07 Arkansas Lady Razorback Team Statistics

FINAL SEASON STATISTICS: 18-13 (H: 7-6; R: 9-5; N: 2-2; SEC: 3-11 [H: 1-6; R: 2-5])

##	Player	GP-GS	Min	Avg	FG-FGA	Pct	3FG-FGA	Pct	FT-FTA	Pct	Off	Def	Tot	Avg	PF	FO	A	TO	Blk	Stl	Pts	Avg
44	Lauren Ervin	31-31	896	28.9	158-279	.566	1-4	.250	78-107	.729	129	190	319	10.3	69	0	47	52	76	37	395	12.7
	SEC GAMES ONLY	14-14	435	31.1	77-136	.566	1-4	.250	31-48	.646	56	81	137	9.8	33	0	21	30	28	16	186	13.3
23	Donica Cosby	30-6	705	23.5	108-323	.334	52-172	.302	81-105	.771	22	57	79	2.6	60	1	58	74	2	39	349	11.6
	SEC GAMES ONLY	13-2	326	25.1	46-158	.291	20-91	.220	41-47	.872	6	25	31	2.4	30	0	23	39	0	21	153	11.8
40	Sarah Pfeifer	31-14	658	21.2	98-255	.384	0-4	.000	55-68	.809	41	71	112	3.6	84	6	32	49	14	24	251	8.1
	SEC GAMES ONLY	14-9	337	24.1	47-131	.359	0-3	.000	18-24	.750	22	37	59	4.2	45	4	13	18	6	13	112	8.0
03	Dominique Washington	31-14	612	19.7	85-248	.343	64-173	.370	7-13	.538	19	38	57	1.8	33	0	38	29	1	18	241	7.8
	SEC GAMES ONLY	14-8	278	19.9	32-114	.281	29-91	.319	4-8	.500	4	17	21	1.5	18	0	14	15	0	5	97	6.9
25	Brittney Vaughn	31-31	947	30.5	66-161	.410	0-12	.000	75-121	.620	18	107	125	4.0	62	0	176	128	3	71	207	6.7
	SEC GAMES ONLY	14-14	455	32.5	26-66	.394	0-5	.000	35-56	.625	3	47	50	3.6	34	0	77	60	1	30	87	6.2
22	Tanisha Smith	30-13	536	17.9	81-237	.342	9-38	.237	27-40	.675	38	65	103	3.4	37	0	29	56	16	31	198	6.6
	SEC GAMES ONLY	13-7	250	19.2	36-112	.321	3-15	.200	12-16	.750	14	27	41	3.2	15	0	10	23	9	15	87	6.7
31	Whitney Jones	31-2	516	16.6	56-137	.409	0-0	.000	36-55	.655	48	71	119	3.8	53	0	17	29	33	16	148	4.8
	SEC GAMES ONLY	14-2	244	17.4	22-64	.344	0-0	.000	18-29	.621	19	27	46	3.3	20	0	4	6	18	7	62	4.4
14	Danielle Allen	30-16	453	15.1	51-107	.477	0-0	.000	24-46	.522	34	58	92	3.1	42	0	24	38	12	21	126	4.2
	SEC GAMES ONLY	13-4	169	13.0	6-21	.286	0-0	.000	5-17	.294	7	20	27	2.1	14	0	13	15	7	4	17	1.3
24	Leslie Howard	30-8	381	12.7	32-124	.258	22-101	.218	15-17	.882	18	21	39	1.3	25	0	11	20	0	11	101	3.4
	SEC GAMES ONLY	14-4	183	13.1	18-60	.300	11-47	.234	3-3	1.000	11	8	19	1.4	11	0	5	9	0	5	50	3.6
32	Charity Ford	30-17	387	12.9	36-105	.343	10-38	.263	18-25	.720	16	25	41	1.4	28	0	20	25	1	26	100	3.3
	SEC GAMES ONLY	14-6	149	10.6	10-33	.303	1-8	.125	5-8	.625	6	7	13	0.9	10	0	8	7	1	4	26	1.9
34	Ayana Brereton	23-3	120	5.2	18-43	.419	0-0	.000	10-12	.833	7	16	23	1.0	14	0	6	9	6	10	46	2.0
	SEC GAMES ONLY	9-0	36	4.0	6-14	.429	0-0	.000	6-7	.857	3	2	5	0.6	2	0	1	2	1	1	18	2.0
10	Kendra Roberts	14-0	64	4.6	1-11	.091	0-1	.000	7-9	.778	0	8	8	0.6	7	0	4	3	1	3	9	0.6
	SEC GAMES ONLY	5-0	13	2.6	0-2	.000	0-0	.000	4-4	1.000	0	1	1	0.2	1	0	0	1	0	1	4	0.8
	TEAM	75	64	139	4.5	0	5															
	Total	31	6275	790-2030	.389	158-543	.291	433-618	.701	465	791	1256	40.5	514	7	462	517	165	307	2171	70.0	
	SEC GAMES ONLY	14	2875	326-911	.358	65-264	.246	182-267	.682	198	330	528	37.7	233	4	189	227	71	122	899	64.2	
	Opponents	31	6275	777-1925	.404	147-434	.339	386-540	.715	423	851	1274	41.1	551	11	405	617	105	275	2087	67.3	
	SEC GAMES ONLY	14	2876	397-912	.435	72-205	.351	187-260	.719	212	424	636	45.4	238	2	208	241	60	133	1053	75.2	

GAME 31: Kentucky 72, Arkansas 57

03/01/07 3:30 PM at Duluth, GA (Gwinnett Center)

VISITORS: Arkansas 18-13, 0-1

##	Player Name	TOT-FG	3-PT	REBOUNDS	FG-FGA	FG-FGA	FT-FTA	OF	DE	TOT	PF	TP	A	TO	BLK	S	MIN
22	SMITH, Tanisha..... f	3-8	0-0	0-0	1	5	6	3	6	0	2	0	0	19			
40	PFEIFER, Sarah..... f	1-7	0-0	2-2	0	2	2	4	4	1	1	0	0	18			
44	ERVIN, Lauren..... c	5-14	0-0	2-2	2	9	11	3	12	1	3	5	2	36			
03	WASHINGTON, Dominique g	8-15	2-6	0-0	1	1	2	1	18	0	1	1	1	40-			
25	VAUGHN, Brittney..... g	5-8	0-0	1-2	1	4	5	2	11	4	7	0	4	39			
14	ALLEN, Danielle.....	0-0	0-0	0-0	1	4	5	0	0	0	1	0	0	8			
23	COSBY, Donica.....	0-4	0-2	0-0	0	0	0	1	0	1	1	0	0	14			
24	HOWARD, Leslie.....	0-1	0-0	0-0	0	0	0	0	0	0	0	0	0	4			
31	JONES, Whitney.....	3-7	0-0	0-0	1	0	1	4	6	0	0	2	1	17			
32	FORD, Charity.....	0-1	0-0	0-0	0	0	0	0	0	0	0	0	0	5			
	TEAM.....				2	2	4										
	Totals.....	25-65	2-8	5-6	9	27	36	18	57	7	16	8	8	200			

TOTAL FG% 1st Half: 13-32	40.6%	2nd Half: 12-33	36.4%	Game: 38.5%	DEADB
3-Pt. FG% 1st Half: 1-3	33.3%	2nd Half: 1-5	20.0%	Game: 25.0%	REBS
F Throw % 1st Half: 1-2	50.0%	2nd Half: 4-4	100 %	Game: 83.3%	1

HOME TEAM: Kentucky 18-12, 1-0

##	Player Name	TOT-FG	3-PT	REBOUNDS	FG-FGA	FG-FGA	FT-FTA	OF	DE	TOT	PF	TP	A	TO	BLK	S	MIN
32	Humphrey, Jennifer.. f	6-10	0-0	9-10	7	12	19	1	21	8	3	3	0	35			
04	Elliott, Sarah..... c	7-17	0-0	3-5	0	7	7	0	17	0	3	2	1	24			
00	Ormerod, Carly..... g	2-6	1-3	0-0	1	2	3	1	5	4	3	0	1	32			
11	Mahoney, Samantha.. g	3-9	0-1	0-2	1	4	5	0	6	4	2	0	1	28			
20	Bowman, Chante..... g	0-0	0-0	0-0	1	1	2	1	0	0	1	0	0	13			
10	Alcius, Nastassia..	2-5	1-2	2-2	0	0	0	3	7	0	1	0	0	16			
12	Watkins, Lydia.....	0-0	0-0	0-0	0	0	0	0	0	0	0	0	0	1			
21	Jackson, Jenn'e.....	1-3	0-0	1-1	0	3	3	2	3	0	0	1	0	19			
25	Franklin, Amani.....	1-4	0-2	0-0	0	0	0	1	2	1	1	0	0	10			
33	Pfeiffer, Jenny.....	4-8	2-5	1-2	1	1	2	0	11	0	1	0	4	22			
	TEAM.....				2	1	3										
	Totals.....	26-62	4-13	16-22	13	31	44	9	72	17	15	6	7	200			

TOTAL FG% 1st Half: 12-30	40.0%	2nd Half: 14-32	43.8%	Game: 41.9%	DEADB
3-Pt. FG% 1st Half: 4-8	50.0%	2nd Half: 0-5	0.0%	Game: 30.8%	REBS
F Throw % 1st Half: 7-8	87.5%	2nd Half: 9-14	64.3%	Game: 72.7%	2

Officials: Tina Napier, Beverly Roberts, Denise Brooks-Clauser

Technical fouls: Arkansas-None. Kentucky-None.

Attendance: 2974

Score by Periods	1st	2nd	Total
Arkansas.....	28	29	- 57
Kentucky.....	35	37	- 72

2007 Women's SEC Tournament, First Round

TEAM STATISTICS

SCORING

Points per game 70.0

Scoring margin +2.7

FIELD GOALS-ATT

790-2030 777-1925

Field goal pct .389 .404

3 POINT FG-ATT

158-543 147-434

3-point FG pct .291 .339

3-pt FG made per game 5.1 4.7

FREE THROWS-ATT

433-618 386-540

Free throw pct. .701 .715

REBOUNDS

1256 1274

Rebounds per game 40.5 41.1

Rebounding margin -0.6

ASSISTS

462 405

Assists per game 14.9 13.1

TURNOVERS

517 617

Turnovers per game 16.7 19.9

Turnover margin +3.2

Assist/turnover ratio 0.9 0.7

STEALS

307 275

Steals per game 9.9 8.9

BLOCKS

165 105

Blocks per game 5.3 3.4

ATTENDANCE

31135 39691

Home games-Avg/Game 13-2395 14-2270

Neutral site-Avg/Game 4-1978

2006-07 Lady Razorback Results

G#	DATE	OPPONENT	SCORE	W/L	SITE	ATT	HIGH SCORER	HIGH REB	OPP HI SCORER	OPP HI REB
1	11/10	@Clemson	75-69	W	A	1,794	Allen, 14	Ervin, 11	Brown, 17	Whitehurst, 10
2	11/13	La-Monroe	62-54	W	H	1,490	Vaughn, 14	Ervin, 8	Howard, 11	Howard, 6
3	11/17	@Lipscomb	77-39	W	A	838	Ervin, 14	Ervin, Smith, 6	McGowan, 15	Martin, 6
4	11/18	@Austin Peay	58-46	W	A	671	Pfeifer, 12	Ervin, 12	Watson, 10	Link, 7
5	11/20	Wichita State	80-70	W	H	1447	Ervin, 18	Ervin, 13	Kinder, 17	Stephens, 8
6	11/24	Denver!	84-58	W	N	1332	Cosby, 14	Ervin, 9	Benham, 19	Reini, 6
7	11/25	@Hawaii!	70-56	W	A	1298	Cosby, 24	Ervin, 11	Grice, Taylor, 15	Smith, 12
8	11/26	#2 UNC!	69-94	L	N	1335	Ervin, 15	Ervin, 8	Larkins, 17	Larkins, 12
9	12/1	Portland St.	97-62	W	H	1553	Smith, 23	Ervin, 12	Kahle, 18	Kahle, 7
10	12/3	Texas Southern	90-50	W	H	2403	Howard, 17	Ervin, 8	Riles, 12	Stephens, 8
11	12/13	SMU	70-58	W	H	1585	Washington, 14	Ervin, 17	Samuels, 14	Wills, 8
12	12/16	@Tulsa	78-67	W	A	2272	Cosby, 21	Vaughn, 9	Robbins, 17	Robbins, 15
13	12/18	@Memphis	70-54	W	A	979	Ford, 15	Ervin, 11	Necaise, 14	Adams, 10
14	12/20	Stephen F. Austin	75-54	W	N	2271	Cosby, 23	Ervin, 9	Egenti, 24	Egenti, 8
15	12/28	Cincinnati	94-82	W	H	2450	Cosby, 23	Ervin, 16	Humphries, 25	Humphries, 7
16	12/30	@St. Louis	66-58	W	A	685	Vaughn, Pfeifer, 13	Ervin, 14	Lisch, 19	McIlwraith, 10
17	1/4	@#11 Vanderbilt*	61-98	L	A	4301	Cosby, 15	Ervin, 7	Wirth, 24	Thomas, 14
18	1/7	Miss State*	73-81	L	H	2862	Pfeifer, 21	Ervin, 7	Richard, 23	Washington, 7
19	1/14	@Auburn*	65-62	W	A	1633	Washington, 24	Ervin, 13	Bonner, 18	Bonner, 11
20	1/18	Alabama*	71-63	W	H	1992	Ervin, 20	Ervin, 10	Mastin, 26	Chandler, 11
21	1/21	@Florida*	67-57	W	A	1273	Cosby, 15	Ervin, 20	Brooks, 28	Dotson, 7
22	1/25	@#8 LSU*	53-70	L	A	3986	Ervin, 16	Ervin, Cosby, 8	Chaney, 15	Fowles, 13
23	1/28	#15 Vanderbilt*	34-61	L	H	4913	Ervin, Cosby, 10	Ervin, 5	Thomas, 18	Thomas, 10
24	2/1	@Miss State*	75-80	L	A	532	Cosby, 18	Pfeifer, 12	Rack, 20	Washington, 12
25	2/4	Ole Miss*	87-90	L-20T	H	2543	Ervin, 22	Ervin, 12	Price, 30	Price, 13
26	2/8	South Carolina*	69-74	L	H	2261	Three with 12	Ervin, 8	Simms, 23	Sliskovic, 14
27	2/15	#7 LSU*	65-86	L	H	2043	Cosby, 15	Ervin, 9	Fowles, 23	Fowles, 20
28	2/18	@Kentucky*	60-87	L	A	7126	Cosby, 14	Ervin, 10	Ormerod, 23	Humphrey, 16
29	2/22	#2 Tennessee*	68-75	L-OT	H	3738	Washington, 21	Ervin, 11	Parker, 29	Parker, 17
30	2/25	@#11 Georgia*	51-69	L	A	4411	Ervin, 14	Ervin, 12	Chambers, 17	Robinson, 12
31	3/1	Kentucky (SEC)	57-72	L	N	2974	Washington, 18	Ervin, 11	Humphrey, 21	Humphrey, 19

LADY'BACK LEADERS

Points: 24, Donica Cosby (@UH)
24, Dominique Washington (@AU)
Rebounds: 20, Lauren Ervin (@UF)
Assists: 14, Brittney Vaughn (@Tulsa)
Steals: 8, Brittney Vaughn (Alabama)
Blocks: 8, Lauren Ervin (UC)
Field Goals: 9, Donica Cosby (@UH)
9, Lauren Ervin (@AU)
9, Lauren Ervin (Alabama)
3-Pointers: 7, Donica Cosby (SFA)
7, Dominique Washington (@AU)
7, Dominique Washington (UT)
Free Throws: 10, Donica Cosby (MSU)

OPPONENTS

Points: 30, Arminie Price (UM)
Rebounds: 20, Sylvia Fowles (LSU)
Assists: 9, Christy Brown (Clemson)
Steals: 7, Treasure Humphries (UC)
Blocks: 3, Moreemi Davis (Clemson)
Turnovers: 8, Treasure Humphries (UC)
8, Alexis Hornbuckle (UT)
Field Goals: 11, Arminie Price (UM)
3-Pointers: Seven players with four each
Free Throws: 9, Kate Mastin (Alabama)

STARTING LINEUPS

Vaughn, Washington, Smith, Pfeifer, Ervin
1-3 (UK-SEC, @UG, UT, @AU)
Vaughn, Cosby, Smith, Pfeifer, Ervin
0-2 (@UK, LSU)
Vaughn, Howard, Allen, Pfeifer, Ervin
0-1 (UM)
Vaughn, Howard, Smith, Jones, Ervin
0-1 (@MSU)
Vaughn, Washington, Ford, Allen, Ervin
5-1 (@LSU, @SLU, UC, SFA, @UM, @TU)
Vaughn, Washington, Ford, Jones, Ervin
1-0 (@UF)
Vaughn, Washington, Ford, Pfeifer, Ervin
1-1 (VU, Bama)
Vaughn, Howard, Ford, Allen, Ervin
0-1 (@VU)
Vaughn, Cosby, Ford, Allen, Ervin
3-0 (SMU, TSU, PSU)
Vaughn, Cosby, Smith, Allen, Ervin
0-1 (UNC)
Vaughn, Ford, Brereton, Allen, Ervin
3-0 (@UH, DU, WSU)
Vaughn, Howard, Smith, Pfeifer, Ervin
4-1 (USC, @APSU, @LU, ULM, @CU)

DOUBLE-DOUBLES

Lauren Ervin
13p/11r, @Clemson
18p/13r, Wichita St
13p/12r, Portland St
12p/17r, SMU
17p/16r, Cincinnati (+ 8 bk)
12p/14r, @St. Louis
19p/13r, @Auburn
20p/10r, Alabama
10p/20r, @Florida
11p/10r, @Kentucky
11p/11r, Tennessee
14p/12r, @Georgia
12p/11r, Kentucky (SEC)
Brittney Vaughn
12p/10a, SMU
13p/10a, @St. Louis (+ 9r)
Sarah Pfeifer
15p/12r, @Miss State

DOUBLE DIMES

Brittney Vaughn's double-digit assist games
11 vs. Texas Southern
14 at Tulsa
10 vs. SMU
10 at St. Louis
11 vs. Miss State
10 at Auburn

2006-07 Game-by-Game Points-Rebounds-Assists

	3	10	14	22	23	24	25	31	32	34	40	44
	WASHINGTON	ROBERTS	ALLEN	SMITH	COSBY	HOWARD	VAUGHN	JONES	FORD	BRERETON	PFEIFER	ERVIN
@CU (75-69)	0-4-0	SUSP	14-8-1	4-3-1*	12-3-2	9-5-0*	5-5-5*	4-5-1	DNP	0-0-0	13-5-0*	13-11-0*
ULM (62-54)	0-0-0	DNP	6-2-0	11-8-2*	2-0-1	2-3-0*	14-7-5*	4-4-0	0-0-0	1-3-1	11-6-2*	13-8-0*
@LU (77-39)	10-4-3	0-1-0	5-3-4	9-6-4*	9-5-3	3-2-0*	2-2-4*	13-3-1	2-5-1	2-0-0	8-3-2*	14-5-0*
@APSU (58-46)	0-0-1	DNP	6-3-0	6-3-1*	3-2-0	3-1-0*	7-6-4*	5-6-0	3-3-1	4-1-0	12-3-1	9-12-0*
WSU (80-70)	14-3-0	DNP	7-5-0*	8-2-2	7-1-4	0-0-2	6-1-5*	3-3-1	0-2-0*	2-0-1*	15-2-4	18-13-3*
DU (84-58)	6-4-4	4-1-2	4-6-1*	12-4-2	14-3-3	0-0-0	2-3-4*	11-8-4	5-0-1*	2-2-0*	12-1-2	12-9-2*
UH (70-56)	3-0-1	DNP	6-4-0*	8-1-0	24-6-5	0-2-0	7-0-1*	4-2-0	2-0-0*	2-3-0*	8-1-0	6-11-2*
#2 UNC (69-94)	16-0-0	DNP	9-1-0*	2-5-2*	11-2-1*	DNP	10-8-9*	2-2-0	0-0-0	0-0-0	4-6-0	15-8-1*
PSU (97-62)	0-1-0	0-2-0	3-3-0*	23-8-2*	17-2-3*	2-0-1	5-4-7*	8-6-2	9-1-0*	9-2-0	8-2-2	13-12-3*
TSU (90-40)	9-1-2	0-1-1	6-1-0*	11-3-0	13-3-1*	17-0-0	5-2-11*	6-5-1	4-5-3*	2-3-1	5-3-2	12-8-0*
SMU (70-58)	14-2-2	DNP	2-4-1*	2-4-0	1-2-1*	6-0-1	12-3-10*	5-8-0	7-2-0*	DNP	10-4-1	11-17-4*
@TU (78-67)	5-1-0*	0-1-0	9-4-1*	0-0-0	21-1-1	4-0-0	7-9-14*	4-3-0	14-3-1*	0-0-0	0-1-0	14-6-2*
@MEM (70-54)	12-4-2*	0-1-0	11-5-2*	5-2-1	10-6-4*	0-0-0	2-2-2*	2-7-1	15-2-1*	4-0-0	4-4-1	5-11-3*
SFA (75-54)	9-5-5*	1-0-0	6-4-1*	0-2-2	23-2-2	3-2-0	1-5-1*	9-7-1	2-2-1*	0-3-2	8-4-0	12-9-2*
UC (94-82)	19-2-4*	0-0-0	9-5-2*	0-2-2	23-2-2	2-3-0	11-4-3*	0-1-0	9-1-3*	0-1-0	4-2-0	17-16-1*
@SLU (66-59)	8-3-0*	DNP	6-2-0*	4-3-0	6-8-1	0-2-2	13-9-10*	2-2-1	2-2-0*	DNP	13-4-1	12-14-2*
@#11VU (61-98)	0-0-0	4-0-0	9-3-1*	6-3-0	15-0-1	2-3-0*	0-3-6*	4-4-0	6-3-0*	5-1-0	2-1-0	8-7-2*
MSU (73-81)	7-1-1*	0-1-0	0-1-2*	8-5-1	19-4-0	0-1-0	2-3-11*	1-4-1	3-0-0	0-0-0	21-2-0	12-7-1*
@AU (65-62)	24-2-2*	0-0-0	0-1-0	2-1-0*	0-0-0	2-1-0	6-3-10*	2-3-0	5-4-3	0-1-0	5-3-0*	19-13-2*
BAMA (71-63)	6-1-1*	DNP	0-1-0	0-0-0	4-0-0	3-1-0	17-4-7*	11-1-0	8-4-3*	DNP	2-7-2*	20-10-2*
@UF (67-57)	11-3-0*	0-0-0	4-5-0	DNP	15-4-0	3-0-1	14-7-5*	2-1-0*	2-1-1*	2-0-0	4-3-1	10-20-2*
@#8LSU (53-70)	0-2-2*	DNP	2-2-1*	6-2-0	15-8-3	0-1-0	2-2-1*	2-2-0	0-0-0*	4-1-0	6-2-0	16-8-1*
#15VU (34-61)	1-1-1*	0-0-0	0-1-0	2-1-0	10-4-1	0-1-0	3-3-3*	2-2-0	0-0-0*	5-0-0	1-3-1*	10-5-0*
@MSU (75-80)	3-2-0	DNP	0-2-1	4-4-0*	18-1-4	14-2-1*	5-7-3*	6-5-1*	0-0-0	DNP	15-12-0	10-7-3*
UM (87-90, 2OT)	0-0-0	DNP	2-2-3	12-3-1	12-3-1	13-3-4*	7-5-4*	8-7-0	0-1-0	DNP	12-7-4*	22-12-1*
USC (69-74)	7-2-2	DNP	2-1-0	11-8-2*	10-1-2	3-2-0*	12-0-7*	2-3-0	0-0-0	DNP	12-5-0*	12-6-1*
#7LSU (65-86)	0-0-0	DNP	0-2-0	9-1-1*	15-2-4*	3-0-0	7-5-4*	8-8-0	0-0-0	2-0-0	10-7-1*	11-9-4*
@UK (60-87)	3-2-1	DNP	DNP	6-1-2*	14-5-0*	5-2-0	7-4-3*	4-2-2	2-0-1	0-1-0	8-2-3*	11-10-0*
#2UT (68-75)	21-4-3*	DNP	0-4-2	13-5-2*	SUSP	2-1-0	5-2-9*	8-2-0	0-0-0	0-1-0	8-4-1*	11-11-5*
@#11UG (51-69)	14-1-1*	DNP	0-2-0	8-7-1*	7-1-4	0-0-0	0-2-4*	2-2-0	0-0-0	DNP	6-1-0*	14-12-1*
SEC TOURNAMENT												
UK (57-72)	18-2-0*	DNP	0-5-0	4-2-1*	0-0-1	0-0-0	11-5-4*	6-1-0	0-0-0	DNP	4-2-1*	12-11-1*

UNDERLINE -- Season high/ **BOLD** -- Career High

BY THE NUMBERS

Arkansas record when ...

At Home:	7-6	The Opponent Scores:	
On the Road:	9-5	60 and under:	11-0
Neutral Sites:	2-2	70-81:	6-3
Leading at Half:	14-2	80-91:	0-5
Trailing at Half:	3-9	Over 90:	1-5
Tied at Half:	1-1	Shoots:	
Overtime:	0-2	Under 35%:	1-7
Last Minute Games:	4-4	40-45%:	10-6
One Point Games:	0-0	45-51%:	3-0
Wearing White:	10-5	Over 46%:	4-0
Wearing Red:	8-6	The Opponent Shoots:	
Wins the Opening Tipoff:	11-4	Under 35%:	6-0
Loses the Opening Tipoff:	7-9	40-45%:	9-2
Playing on Springs:	7-6	45-51%:	1-8
On Permanent Hardwood:	8-2	Over 46%:	2-3
On Portable Hardwood:	3-5	Outshoots Opp.:	11-6
On Parquet:	0-0	Outshot by Opp.:	6-6
On Tartan:	0-0	Same:	1-1
On Top of Ice:	0-0	Outscored Opp.:	18-0
Scores:		Outscored by Opp.:	0-13
60 and under:	2-5	Takes	
70-81:	5-6	Under 50 FGA:	0-1
80-91:	7-2	60-81 FGA:	4-2
Over 90:	4-0	70-81 FGA:	8-8
		Over 71 FGA:	6-2


More Rebounds:	12-1
Less Rebounds:	5-12
Even:	1-0
Has More O-Boards:	11-6
Less O-Boards:	6-7
Same O-Boards:	1-0
Has Players Foul Out:	3-3
Opponent Players Foul Out:	5-2
Has Technical Fouls:	0-0
Opponent Technical Fouls:	1-0
Opponent Commits	
15 or Less Fouls:	4-5
16-20:	8-6
21-25:	3-2
26 and Over:	3-0
More Turnovers:	4-5
Less Turnovers:	13-7
Same Turnovers:	1-1
Forces	
0-15 Turnovers:	2-5
16-25 Turnovers:	11-7
26-35 Turnovers:	5-1
36+ Turnovers:	0-0

Arkansas . . .

In November:	7-1
In December:	8-0
In January:	3-5
In February:	0-6
In March:	0-1
On Monday:	3-0
On Tuesday:	0-0
On Wednesday:	2-0
On Thursday:	2-8
On Friday:	4-0
On Saturday:	6-0
On Sunday:	3-5
On Days with Snow:	1-3
On Days with Rain:	3-5
On Sunny Days:	14-5
When the Temp is:	
Below 40:	5-7
41-70 degrees:	8-5
Above 70:	4-1
In Night Games:	11-6
In Day Games:	5-6
In Twilight Games:	2-1
In TV Games:	5-5
Playing in State Capitals:	3-3

Arkansas vs . . .

Versus Top 25:	0-7
Versus Euphemisms:	3-0
Versus Equines:	1-0
Versus Canines:	0-2
Versus Humans:	3-4
Versus Irate Humans:	2-1
Versus Commissioned Officers:	0-2
Versus Quadruped Wildlife:	1-0
Versus Felines:	5-4
Versus Feathers:	1-1
Versus the Elements:	2-0
Versus Reptiles:	1-0
Versus Insects:	0-0
Versus Historic Personages:	3-2
Versus Cities:	9-0
Versus States:	3-8
Versus City-States:	1-0
In Cities with National Parks:	3-2
Versus Directionals:	0-0
Versus Bi-Directionals:	0-0



Individual Records

Most Points Scored

Career: 2,073, Bettye Fiscus (1981-85)
Season: 692, Shelly Wallace (1988-89)
Game: 44, Shelly Wallace (vs. ORU, 12/12/88)
Half: 28, Shameka Christon (vs. Vandy, 3/2/02)

Highest Scoring Average

Career: 18.5, (2,073 pts/112 g) Bettye Fiscus (1981-85)
Season: 23.1, (692 pts/30 g) Shelly Wallace (1988-89)

Most Field Goal Attempts

Career: 1,641, Shameka Christon (2000-04)
Season: 500, Shameka Christon (2003-04)
Game: 27, Pat Keck (vs. N. Ark. Comm., 11/19/76)
Half: 16, Bettye Fiscus (vs. Alaska-Anch., 2/21/83)

Most Field Goals

Career: 794, Bettye Fiscus (1981-85)
Season: 267, Shelly Wallace (1988-89)
Game: 16, Shameka Christon (vs. Vandy, 3/2/02) & Shelly Wallace (vs. Oral Roberts., 12/12/88)
Half: 10, Shameka Christon (vs. LSU, 2/10/02)

Best Field Goal Percentage

(Min. 10 game/5 half)
Career: .609 (667-1,096), Delmonica DeHorney (1987-91)
Season: .632 (227-359), Delmonica DeHorney (1990-91)
Game: 1.000 (10-10), Lanell Dawson (vs. Baylor, 2/26/86)
Half: 1.000 (7-7), Delmonica DeHorney (vs. UH, 2/6/91)

Most Three-Point Attempts

Career: 773, Wendi Willits (1997-2001)
Season: 234, India Lewis (2002-03)
Game: 13, by three athletes
Half: 9, K. Wilson (vs. UG-SEC, 3/4/94; vs. UT 12/29/96)

Most Three-Point Goals


Career: 316, Wendi Willits (1997-2001)
Season: 104, Wendi Willits (1998-99)
Game: 9, Wendi Willits (at Georgia, 2/21/99)
Half: 6, Wendi Willits (at Providence, 11/21/97)
Consecutive: 12, Wendi Willits (over 3 gms, 1999-2000)

Best Three-Point Goal Pct.

Career: .416 (112-291), Amber Nicholas (1988-92)
Season: .477 (41-86), Amber Nicholas (1990-91)
Game: (Min. 5 Att.) 1.000 (6-6), Kimberly Wilson (vs. Butler, 1/10/94)
Half: 1.000 (5-5), Christy Smith (vs. Georgia, 1/8/95)



Shameka Christon



Christy Smith

Most Free Throw Attempts

Career: 622, Bettye Fiscus (1981-85)
Season: 229, Bettye Fiscus (1981-82)
Game: 20, Shelly Wallace (vs. Houston, 3/4/89)
Half: 15, Shea Henderson (vs. Alabama, 2/2/94)

Most Free Throws

Career: 485, Bettye Fiscus (1981-85)
Season: 183, Bettye Fiscus (1981-82)
Game: 16, Shelly Wallace (vs. Houston, 3/4/89)
Half: 12, Christy Smith (vs. Ohio St., 11/19/95)
Consecutive Made: 25, Wendi Willits (1999-2000)

Best Free Throw Percentage

Career: .847 (74-206), Amber Nicholas (1988-92)
Season: .899 (134-149), Christy Smith (1994-95)
Ranked No. 1 in the nation, Division I, 1994-95
Game: (Min. 10) 1.000 (15-15), Christy Smith (vs. Ohio State, 11/19/95)
Best single game in Division I, 1995-96 season
Half: 1.000 (12-12), Christy Smith (vs. Ohio St., 11/19/95)

Most Rebounds

Career: 1,013, Shelly Wallace (1985-89)
Season: 381, Shelly Wallace (1988-89)
Game, Total: 22, Shelly Wallace (vs. SMU, 2/13/88)
Game, Offensive: 12
 Yolanda Dickson (vs. Auburn, 1/22/94)
 Blair Savage (vs. Oklahoma, 12/12/89)
Game, Defensive: 16, Shelly Wallace (vs. Texas A&M, 1/17/89; vs. SMU, 2/15/89)
Half: 14, Blair Savage (vs. Oklahoma, 12/12/89)

Highest Rebound Average

Career: 8.5 (1,013 reb/119 games), Shelly Wallace (1985-89)
Season: 12.7 (381 reb/30 games), Shelly Wallace (1988-89)

Most Assists

Career: 717, Amy Wright (1998-2002)
Season: 205, Amy Wright (2001-02)
Game: 18, Donna Wilson (vs. Houston, 3/2/88)

Highest Assist Average

Career: 5.7 (332 asst/58 g), Donna Wilson (1987-89)
Season: 6.2 (186 asst/30 g), Donna Wilson (88-89)

Most Steals

Career: 293, Tracy Webb (1983-87)
Season: 95, Tracy Webb (1986-87)
Game: 12, Amanda Holley (vs. TCU, 1/11/83)

Most Blocked Shots

Career: 235, Delmonica DeHorney (1987-91)
Season: 83, Delmonica DeHorney (1989-90)
Game: 9, Robyn Irwin (vs. SW Mo. St., 12/19/88)

Most Turnovers

Career: 447, Amy Wright (1998-2002)
Season: 135, Tracy Webb (1986-87)
Game: 21, Debbie Roe (vs. SW Mo. St., 1/29/77)

Most Personal Fouls

Career: 323, Tracy Webb (1983-87)
Season: 106, Connie Fitzgerald (1979-80)
Game: 5, by 356 players through the 2004-05 season

Most Games Played

Career: 131, Amy Wright (1998-2002)
 & Wendi Willits (1997-2001)
Season: 36, four players (1981-82)

Most Consecutive Games

Career: 131, Amy Wright (1998-2002)
Season: 36, four players (1981-82)

Consecutive Games Started

87, Amber Nicholas (1988-92)



Bettye Fiscus

Individual Records, SEC Games

Regular-Season Games Only

(Season Min.: 70 FGA, 40 FTA, 75% games played)

Most Points Scored

Career: 905, Shameka Christon, 2001-04
Season: 304, Shameka Christon, 2004
Game: 37, Dominique Washington (at UM, 2/26/05)
(Previous: 33, S. Christon (at UM, 2/29/04) & W. Willits (at UG, 2/21/99))
Half: 27, Shameka Christon (at UM, 2/29/04)

Highest Scoring Average

Career: 16.5, Shameka Christon, 2001-04
Season: 21.7, Shameka Christon, 2004

Most Field Goal Attempts

Career: 764, Shameka Christon, 2001-04
Season: 241, Shameka Christon, 2004
Game: 24, S. Christon (at USC, 1/18/04; at LSU, 2/12/04)
Half: 16, Kimberly Wilson (vs. Florida, 2/2/97)

Most Field Goals

Career: 327, Shameka Christon, 2001-04
Season: 105, Shameka Christon, 2004
Game: 13, Shameka Christon (three times in 03-04)
Half: 10, S. Christon (at UM, 2/29/04; vs. LSU, 2/10/02)

Best Field Goal Percentage

Career: .588 (87-148), Karen Jones, 1995-98
Season: .614 (54-88), Lonniya Bragg, 2000
Game: 1.000 (9-9), Lauren Ervin (at Auburn, 1/14/07)
(Previous: .889 (8-9), Blair Savage (vs. Aub., 1/11/92))
10 or More: .769 (10-13), Shameka Christon (vs. LSU, 3/6/03)
Half: .833 (10-12), Shameka Christon (vs. LSU, 2/10/02)

Most Free Throw Attempts

Career: 234, Christy Smith, 1995-98
Season: 82, Shameka Christon, 2004
Game: 17, Shea Henderson (vs. Alabama, 2/2/94)
Half: 15, Shea Henderson (vs. Alabama, 2/2/94)

Most Free Throws

Career: 195, Christy Smith, 1995-98
Season: 67, Christy Smith, 1995
Game: 12, Shameka Christon (at Florida, 2/22/04);
 Kristin Peoples (at Florida, 2/22/04)
Half: 10, Stephanie Bloomer (vs. LSU, 2/8/94)

Best Free Throw Percentage

Career: .833 (195-234), Christy Smith, 1995-98
Season: .870 (67-77), Christy Smith, 1995
Game: 1.000 (10-10), Stephanie Bloomer (vs. LSU, 2/8/94)
Half: 1.000 (10-10), S. Bloomer (vs. LSU, 2/8/94)

Most Three-Point Attempts

Career: 342, Wendi Willits, 1998-2001
Season: 134, India Lewis, 2002
Game: 13, Wendi Willits (at Georgia, 2/21/99)
Half: 9, Kimberly Wilson (vs. Tenn., 12/29/96)

Most Three-Point Goals

Career: 137, Wendi Willits, 1998-2001
Season: 49, Wendi Willits, 1999
Game: 9, Wendi Willits (at Georgia, 2/21/99)
Half: 5, Dominique Washington (at Auburn, 1/14/07);
 5, Wendi Willits (at Georgia, 2/21/99);
 Christy Smith (vs. Georgia, 1/8/95);
 Shameka Christon (vs. Tennessee, 2/7/02)

Best Three-Point Percentage

Career: .401 (137-342), Wendi Willits, 1998-2001
Season: .500 (36-72), Kimberly Wilson, 1996
Game: .692 (9-13), Wendi Willits (at Ga., 2/21/99)
Half: 1.000 (5-5), Christy Smith (vs. Ga., 1/8/95)

Most Rebounds

Career: 306, Karyn Karlin, 1997-2000
Career, Offensive: 120, Karyn Karlin, 1997-2000
Career, Defensive: 199, Shameka Christon, 2001-04
Season: 137, Lauren Ervin, 2007
(Previous: 94, Lonniya Bragg, 2001)
Season, Offensive: 56, Lauren Ervin, 2007
(Previous: 39, Lonniya Bragg, 2001)
Season, Defensive: 81, Lauren Ervin, 2007
(Previous: 64, Stephanie Bloomer, 1995)
Game: 20, Lauren Ervin (at Florida, 1/21/07)
(Previous: 16, Stephanie Bloomer, vs. USC, 2/11/95)
Game, Offensive: 7, Lauren Ervin (at Florida, 1/21/07)
(Previous: 6, by five players)
Game, Defensive: 13, Lauren Ervin (at Florida, 1/21/07)
(Previous: 12, Brittney Vaughn (vs. UM, 2/26/05); Stephanie Bloomer (vs. USC, 2/11/95); Yolanda Dickson (vs. Aub., 1/22/94))
Half: 11, Lauren Ervin (at Florida, 1/21/07)
(Previous: 9, Karyn Karlin, vs. USC, 1/18/97)

Highest Rebound Average

Career: 6.7, Stephanie Bloomer, 1992-95
Season: 9.8, Lauren Ervin, 2007
(Previous: 7.7, Stephanie Bloomer, 1995)

Most Assists

Career: 286, Amy Wright, 1999-2002
Season: 83, Rochelle Vaughn, 2004
Game: 12, Rochelle Vaughn (vs. Georgia, 2/8/04);
 Amy Wright (vs. LSU, 2/11/99)

Most Steals

Career: 91, Christy Smith, 1995-98
Season: 31, Christy Smith, 1995
Game: 8, Brittney Vaughn (vs. Alabama, 1/18/07)
(Previous: 6, Christy Smith, at Auburn, 1/22/95)

Most Turnovers

Career: 204, Amy Wright, 1999-2002
Season: 60, Brittney Vaughn, 2007
(Previous: 55, Shea Henderson, 1994)
Game: 15, Shea Henderson (vs. Kentucky, 2/5/94)

Most Blocked Shots

Career: 79, Shameka Christon, 2001-04
Season: 28, Lauren Ervin, 2007
(Previous: 18, Shameka Christon, 2002)
Game: 6, Lauren Ervin (vs. Ole Miss, 2/4/07)
(Previous: 5, Shameka Christon (Kentucky, 2/19/04); Kiesha Beard (vs. Alabama, 1/10/02); Stephanie Bloomer (at MSU, 2/26/94))

Games Played

Career: 56, Amy Wright, 1999-2002; Dana Cherry, 200-03;
 and Rochelle Vaughn, 2003-06
Career Games Started: 52, Amy Wright, 1999-2002; and
 Shameka Christon, 2001-04
Consecutive Games Started: 43, Christy Smith, 1995-1998
(Only player to date who started every game played against SEC opponents)

Minutes Played

Career: 1,738, Shameka Christon, 2001-04
Consecutive Minutes Played vs. SEC Opponents:
Career: 575, Christy Smith, 1994-1996
Single Season: 445, Christy Smith, 1996
Most Minutes, Season: 535, Christy Smith, 1998
Avg. Minutes Per Game: 40.5, Christy Smith, 1995



The Face Behind the Record

Career Points and Season Points in SEC Games Only

Shameka Christon

The pride of Hot Springs, Ark., Shameka Christon was named to the SEC Freshman Team her rookie season at Arkansas. At the start of her career, it looked like the most improbable of honors as the 6-1 forward averaged less than 10 points per game during non-conference play. Once SEC games began, Christon elevated her game to average 13.5 ppg in her 13 league games. Breaking the school mark for points in a SEC season as a sophomore with 224, Christon repeated with a respectable 201 points as a junior. A change of coaching staffs led to a dramatic change in scoring for Christon. Her senior year, Christon shattered her own record with 304 points in 14 games played, finishing her career with 905 points in SEC regular season games. Adding in her 177 points from SEC Tournament games, Christon scored almost 1,100 of her career 1,951 points against SEC opponents. For her SEC-leading scoring average of 21.8 ppg, Christon was voted the SEC Player of the Year in 2004, Associated Press Third-Team All-America and Kodak All-America honorable mention.

Arkansas Team Game Records

Most Points Scored

Game: 115, vs. Oral Roberts (2/19/87)
First Half: 65, vs. Tennessee State (11/27/88)
Second Half: 67, vs. University of Detroit (12/1/89)

Fewest Points Scored

Game: 28, vs. Louisiana Tech (11/30/78)
Half: 11, vs. Louisiana Tech (11/30/78)

Largest Margin of Victory

79 (108-29), vs. Bartlesville Wesleyan (2/18/77)

Most Points Allowed

Game: 114, vs. Stanford (3/24/90)
Half: 63, vs. Texas (1/9/89)

Fewest Points Allowed

Game: 19, vs. Bartlesville Wesleyan (12/4/76)
Half: 8, vs. Montana State (1/5/03)

Points Scored, Both Teams

High: 201 (87-114), vs. Stanford (3/24/90)
Low: 82 (49-33), vs. Coppin State (12/29/05)

Largest Margin of Defeat

54 (28-82), vs. Louisiana Tech (11/30/78)

Most Double-Digit Scorers

7, vs. TCU (109-59; Burkes, 10; Dawson, 23; Wynn, 17; Webb, 11; Williams, 11; Valley, 14; Wallace, 19) (2/4/86)

Fewest Double-Digit Scorers

0, six times. Most Recent: at LSU (2/19/06)

All Starters in Double Digits

11 times. Most Recent: vs. Alabama (1/11/98)

Most Field Goals

Game: 51, vs. University of Detroit (12/1/89)
Half: 30, vs. University of Detroit (12/1/89)

Most Field Goal Attempts

Game: 97, vs. Cottey College (2/2/78)
Half: 57, vs. University of Detroit (12/1/89)

Fewest Field Goals

Game: 8, vs. Louisiana Tech (11/30/78)
Half: 3, vs. Louisiana Tech (11/30/78)

Fewest Field Goal Attempts

Game: 41, at Auburn (1/22/95)
Half: 21, vs. Texas (1/29/81)

Best Field Goal Percentage

Game: .667 (32-48), vs. UTSA (12/3/88)
Half: .900 (18-20), vs. UTSA (12/3/88)

Worst Field Goal Percentage

Game: .195 (8-41), vs. Louisiana Tech (11/30/78)
Half: .115 (3-26), vs. Wichita State (1/8/81)

Best Defensive Percentage

Game: .185 (12-65), by Texas-Arlington (12/22/92)
Half: .083 (2-24), by Montana State (1/5/03)

Most Three-Point Goals

Game: 15, vs. Providence (11/16/98)
Half: 8, at Vandy (1/21/01); vs. Providence (11/16/98)

Fewest Three-Point Goals

Game: 0, at Rice (1/2/91); Kentucky (1/23/98); at Vandy (2/17/05)
Half: 0, several times (Most recent: at Vanderbilt, 2/17/05)

Most Three-Point Attempts

Game: 32, at UMKC (1/25/05)
Half: 20, at UMKC (1/25/05)

Fewest Three-Point Attempts

Game: 0, several times (Most rec.: at UNO, 1/22/90)
Half: 0, several times (Most recent: UF, 2/8/01)

Best Three-Point Goal Pct.

Game: .875 (7-8), vs. Vanderbilt (1/23/2000)
Half: 1.000 (5-5), vs. Vanderbilt (1/23/2000)

Worst Three-Point Goal Pct.

Game: .000, several. (Most. rec. (0-18), VU (2/17/05)
Half: .000 several. (Most rec.: Vanderbilt, 2/17/05)

Most Free Throws

Game: 38, at Florida (2/22/04)
Half: 26, vs. Grambling (12/17/81)

Fewest Free Throws

Game: 1, at Vanderbilt (2/9/06)
(Previous: 2, five times, most recent: at Miss St., 2/1/04)
Half: 0, six times.

Most Free Throw Attempts

Game: 54, at Florida (2/22/04)
Half: 33, vs. Ala. (2/2/94) & vs. Grambling (12/17/81)

Fewest Free Throw Attempts

Game: 2, Texas Tech (1/19/83)
Half: 0, nine times (Most rec: at Ole Miss, 2/26/06)

Best Free Throw Percentage

Game: 1.000 (10-10), vs. Florida (1/26/06)
(Previous: .950 (21-22), vs. McNeese, 2/14/87)
Half: 1.000 (19-19), vs. Southern-BR (1/23/82)

Worst Free Throw Percentage

Game: .143 (1-6), at Vanderbilt (2/9/06)
Half: .000 (0-2), at Vanderbilt (2/9/06)

Most Rebounds

Game: 74, vs. Mississippi Valley (11/24/89)
Half: 36, vs. Mississippi Valley (11/24/89)
Offensive, Game: 37, vs. Miss. Valley (11/24/90)

Most Double-Digit Rebounders

3, vs. Baylor (Wallace 13, Irwin 11, DeHorney 11) (2/20/88)

Most Assists

34, vs. University of Detroit (12/1/89)

Most Steals

29, vs. Western Kentucky (11/28/04)

Most Turnovers

45, Alabama State (11/19/04; vs. North Ark. Comm. Col. (11/19/76)

Fewest Turnovers

4, vs. Wichita State (2/20/82)

Most Opponent Turnovers

43, vs. Murray State (12/5/90)

Most Blocked Shots

12, vs. Northeast Louisiana (12/5/82)

Most Personal Fouls

34, at South Carolina (1/30/93)

Most Players Fouled Out

4, vs. Northeast Oklahoma (2/19/79); vs. Texas Southern (3/19/82); vs. Texas Tech (3/5/84)




The Face Behind the Record

Career Assists & Cons. Games Played

Amy Wright

Recruited from Williamsburg, Ind., to become the next great point guard in Arkansas history, Amy Wright did not disappoint. A starter at the point from her first day at Arkansas, she broke the freshman assist record of her immediate predecessor, Christy Smith, and never looked back. Assists became her passion, and Wright rewrote the Arkansas record books in her four seasons, removing both her coach and Hall of Honor member Amber Nicholas Shirey and Smith from almost all the major records. Her 172 assists as a freshman led Arkansas to the WNIT Championship and was the closest anyone had come to Donna Wilson's 1988 season record. Her junior season, Wright crushed Wilson's mark with 198 to take Arkansas to the second round of the NCAA tournament. By the end of her career, the only assist records Wright was breaking were her own, including 205 her senior season. Closing her career with 717, she has almost 200 more assists than the former career leader Nicholas Shirey. Wright had more double-digit assist games than any other player, and became the first player in recorded Lady'Back history to get the hard double of 10 assists and 10 rebounds (versus Miss. State as a junior). In her four seasons, she never missed a game, playing 131 consecutive to break Sytia Messer's mark of 128. Of all her statistics, the one no other point guard can touch is leading her team to four consecutive post-season berths. After closing her playing career with WNBA draft camp, Wright spent one season with Arkansas in marketing before becoming an assistant coach for the 2003-04 season at South Florida.



Arkansas SEC Game Records

(SEC regular-season games only)

Points Scored

Game, High: 102, vs. Alabama (1/11/98)
Game, Low: 34, vs. Vanderbilt (1/28/07)
(Previous: 36, at Auburn, 1/26/03)
Half, High: 56, vs. Auburn (2/9/97)
Half, Low: 14, vs. VU (1/28/07), at USC (1/30/93); at LSU (2/19/06)

Opponent Points Scored

Game, High: 105, by Tennessee (2/29/92)
Game, Low: 43, by Kentucky (1/23/93)
Half, High: 60, by Tennessee (2/29/92)
Half, Low: 13, by Kentucky (1/14/01)

Margin of Victory

Best: +39, vs. Florida (1/16/03)
Worst: -46, at Tennessee (2/29/92); at LSU (1/20/05)

Field Goal Attempts

Game, High: 79, at Georgia (1/21/98)
Game, Low: 41, at Auburn (1/22/95)
Half, High: 45, vs. Florida (2/4/99)
Half, Low: 18, at S. Carolina (1/30/93)

Field Goals

Game, High: 35, vs. Miss. State (2/26/95)
Game, Low: 10, vs. Vanderbilt (1/28/07)
(Previous: 12, at Auburn, 1/26/03)
Half, High: 20, at S. Carolina (1/24/99)
Half, Low: 4, at Auburn (1/26/03); vs. Vandy (1/28/07)

Best Field Goal Percentage

Game: .604 (32-53), vs. LSU (2/11/99)
Half: .692 (18-26), vs. LSU (2/11/99)
Opponent Game: .725 (29-40), at Vandy (1/23/03)
Opponent Half: .783 (18-23), at Vandy (1/23/03)

Worst Field Goal Percentage

Game: .217 (10-46), vs. Vanderbilt (1/28/07)
(Previous: .250 (15-60), at UT, 1/8/04; (12-48), at AU (1/26/03)
Half: .135 (5-37), at Florida (2/22/04)

Opponent Game: .238 (15-63), vs. MSU (2/13/93)
Opponent Half: .147 (4-34), at Miss. St. (2/26/94)

Three-Point Attempts

Game, High: 32, vs. Auburn (1/25/04)
Game, Low: 5, vs. Kentucky (1/23/93)
Half, High: 17, vs. Auburn (1/25/04)
Half, Low: 1, vs. S. Carolina (1/30/93)

Three-Point Goals

Game, High: 13, vs. Alabama (1/11/98); vs. Auburn (1/12/06)
Game, Low: 0, vs. Kentucky (1/23/93)
Half, High: 8, at Vanderbilt (1/21/01)
Half, Low: 0, 13 times (Most recent: @LSU, 2/19/06)

Three-Point Percentage

Game, High: .875 (7-8), Vanderbilt (1/23/00)
Game, Low: .000 (0-10), Florida (1/16/93)
Half, High: 1.000 (5-5), Vanderbilt (1/23/00)
Half, Low: .000 (0-12), Florida (2/8/01)

Free Throw Attempts

Game, High: 54, at Florida (2/22/04)
Game, Low: 4, at Miss State (2/1/04)
Half, High: 33, vs. Alabama (2/2/94)
Half, Low: 0, four times (Most rec: at Ole Miss, 2/26/06)

Free Throws

Game, High: 38, at Florida (2/22/04)
Game, Low: 1, at Vanderbilt (2/9/06)
Half, High: 22, at Florida (2/22/04)
Half, Low: 0, five times (Most rec: at Ole Miss, 2/26/06)

Best Free Throw Percentage

Game: 1.000 (10-10), vs. Florida (1/26/06)
Half: .933 (14-15), vs. LSU (2/8/94)

Worst Free Throw Percentage

Game: .143 (1-6), at Vanderbilt (2/9/06)
Half: .000 (0-2), at Vanderbilt (2/9/06)

Most Rebounds

Game: 53, vs. USC (2/12/94); at Alabama (2/20/93)
Game, Offensive: 22, at Miss State (1/5/06)
Game, Defensive: 33, vs. Florida (1/20/93)
Half: 31, at Alabama (2/20/93)

Fewest Rebounds

Game: 19, at Florida (2/5/98)
Offensive: 3, at Florida (2/4/96)
Defensive: 8, at Auburn (1/26/03)

Assists

Game, High: 25, vs. Miss. State (2/26/95)
Game, Low: 3, at S. Carolina (1/30/93)*

Steals

Game, High: 17, at Florida (2/22/04)
Game, Low: 1, vs. S. Carolina (1/24/99)

Turnovers

Game, High: 34, at Tennessee (2/29/92)
Game, Low: 8, at Vanderbilt (2/9/06)


Personal Fouls

Game, High: 34, at S. Carolina (1/30/93)

Blocked Shots

Game: 11, vs. USC (2/8/07) & vs. Ole Miss (2/4/07)
(Previous: 10 vs. UK (2/19/04) & Alabama (1/10/02)

* -- Disputed 2002 box score at LSU, scored only one assist



Lonniya Bragg

Opponent Turnovers: 307 (1998)
Low: 241 (2007) [175, 1996]

Fouls

Personal Fouls: 295 (205)
Low: 233 (2007) [193, 1995]
Opponent Fouls: 310 (1998)
Low: 196 (2006)
Players Fouled Out: 12 (1993) [14g, 8, 1999]
Low: 0 (1998)
Opponent Players Fouled Out: 13 (1998)
Low: 2 (2007)

Games & Streaks

Best Winning Percentage: .500 (7-7) 1998, 2002, 2003
(Less than 14 game season: .636 (7-4) 1995)
Worst Winning Percentage: .214 (3-11) 2005 & 2007
Most Games Won: 7 (1995, 1998, 2002, 2003)
Fewest Games Won: 3 (1992, 1994, 1996, 2005, 2007)
Most Games Lost: 11 (2005, 2007)
Fewest Games Lost: 4 (1995)
(14 game season: 7, 1998, 2002, 2003)
Best Start: 3-0 (2003, 2005)
Best Starts to Second Loss: 5-1 (2005)
Worst Start: 0-4 (2000)
Most Consecutive Games Won: 4 (1995, 2000, 2001)
Most Consecutive Games Lost: 9 (2007)

(Before 1998, the SEC regular season was less than 14 games. Absolute marks from 11 and 12 game years and 14 game years where a pre-1998 season holds the mark are noted in brackets.)

SEC Season Records

Scoring

Points Scored: 1,032 (1998)
Low: 845 (2006) [668, 1993]
Most Points Allowed: 1,057 (1998)
Low: 932 (2001) [790, 1995]
Highest Scoring Average: 73.7 (1998)
Lowest Scoring Average: 60.4 (2006)
Best Defensive Average: 64.6 (2006)
Worst Defensive Average: 75.8 (1999)
Best Scoring Margin: -0.4 (2001)
Worst Scoring Margin: -13.2 (2005)

Field Goals

Field Goals: 354 (1998)
Low: 317 (2004, 2006) [237, 1993]
Field Goal Attempts: 902 (2002)
Low: 782 (2000) [603, 1995]
Best Field Goal Percentage: .426 (2000) [.456, 1995]
Worst Field Goal Percentage: .355 (2005)
Best Defensive Field Goal Pct.: .423 (1999) [.402, 1993]
Worst Defensive Field Goal Pct.: .466 (2006)

Free Throws

Free Throws: 204 (1995) [14g, 201, 1999]
Low: 98 (2006)
Free Throw Attempts: 301 (2004)
Low: 151 (2006)
Free Throw Pct.: .779 (1995) [14g, .722, 2003]
Low: .617 (2005)

Three-Point Goals

Three-Pointers: 113 (2006)
Low: 49 (2003) [24, 1993]
Three-Point Attempts: 323 (2006)
Low: 166 (2003) [95, 1993]
Three-Point Pct.: .395 (2000)
Low: .260 (2005) [.253, 1993]
Best Defensive Three-Point Pct.: .276 (2006) [.243, 1993]
Worst Defensive Three-Point Pct.: .347 (2002)

Rebounds

Rebounds: 577 (1999)
Low: 456 (2000) [376, 1995]
Rebound Average: 40.4 (1993) [14g, 36.9, 1999]
Low: 32.6 (2000)
Best Rebound Margin: -1.9 (1993) [14g, -2.8, 1999]
Worst Rebound Margin: -10.3 (2005)

Assists, Steals, Blocked Shots

Assists: 211 (2006)
Low: 166 (2003, 2004) [109, 1993]
Steals: 148 (2005)
Low: 84 (1999) [77, 1996]
Blocked Shots: 71 (2007)
Low: 27 (2001) [18, 1996]

Turnovers

Turnovers: 278 (1999)
Low: 227 (2007) [193, 1995]

SEC Tournament Records

Individual

Points: 40, Shameka Christon (vs. Vandy, 3/2/02)
Points by Opponent: 44, LaToya Thomas, MSU (3/1/01)
Field Goals: 16, Shameka Christon (vs. Vandy, 3/2/02)
Field Goal Att.: 23, Shameka Christon
 (vs. LSU, 3/7/03 & vs. Vandy, 3/2/02)
Field Goal Pct.: .696, (16-23) Shameka Christon (vs. Vandy, 3/2/02)
Three-Point Goals: 4, Shameka Christon (vs. UF, 3/2/01);
 Wendi Willits (vs. UF, 3/2/01)
Three-Point Att.: 13, Kimberly Wilson (vs. Georgia, 3/4/94)
Three-Point Pct.: .667 (4-6), Shameka Christon (vs. UF, 3/2/01)
Free Throws: 10, Christy Smith (vs. Alabama, 3/4/95)
Free Throw Att.: 10, Dana Cherry (vs. Alabama, 3/6/03);
 Christy Smith (vs. Alabama, 3/4/95)
Free Throw Pct.: 1.000 (10-10), Christy Smith (vs. Alabama, 3/4/95)
Rebounds: 12, Kristin Moore (vs. MSU, 3/4/04); Celia
 Anderson (MSU, 3/1/01); Karen Jones (UK, 2/28/97)
Rebounds by Opponent: 19, Jennifer Humphrey, Kentucky (3/1/07)
Assists: 12, Amy Wright (vs. Miss. State, 3/1/01)
Blocked Shots: 4, Lauren Ervin (vs. Kentucky, 3/1/07)
Turnovers: 7, Brittney Vaughn (vs. Kentucky, 3/1/07)
Steals: 6, Shea Henderson (vs. Georgia, 3/4/94)
Minutes Played: 40, Christy Smith (vs. USC, 3/3/95
 and vs. Bama, 3/4/95); Dominique Washington (vs. Kentucky, 3/1/07)


SEC TOURNAMENT SEEDING

2007	10th	1999	11th
2006	9th	1998	7th
2005	11th	1997	7th
2004	7th	1996	10th
2003	7th	1995	5th
2002	7th	1994	9th
2001	7th	1993	10th
2000	10th	1992	11th

SEC TOURNAMENT RESULTS

2007 First Round (I. Kentucky, 72-57)
 2006 First Round (I. Ole Miss, 94-64)
 2005 Second Round (d. Miss State, 80-73;
 I. #20 Vanderbilt, 79-60)
 2004 First Round (I. Miss State, 79-73)
 2003 Second Round (d. Alabama, 53-48; I. #6 LSU 78-72)
 2002 Semifinalist (d. Ole Miss, 78-60; d. #12 USC,
 79-61; I. #6 Vanderbilt, 81-78)
 2001 Semifinalist (d. Miss State, 94-76; d. #10
 Florida, 78-69; I. #6 Georgia, 63-44)
 2000 First round (I. Florida, 96-86)
 1999 First round (I. Miss State, 79-70)
 1998 Second round (d. Auburn, 59-43; I. #10 Florida, 63-49)
 1997 Second round (d. Kentucky, 71-60; I. #7 Alabama, 85-63)
 1996 First round (I. Ole Miss, 76-73)
 1995 Second round (d. USC, 80-70; I. #16 Alabama, 86-72)
 1994 First round (I. Georgia, 84-62)
 1993 First round (I. Georgia, 84-73)
 1992 First round (I. Kentucky, 79-63)

Arkansas' most common SEC tournament opponent is Miss State with four games (2-2) followed by three each for Alabama (1-2), Florida (1-2), Kentucky (1-2), Ole Miss (1-2) and Georgia (0-3). Arkansas has never lost to South Carolina (2-0) or Auburn (1-0), but has never beaten Georgia, Vanderbilt (0-2) or LSU (0-1). The only team Arkansas has never played at the SEC Tournament? Tennessee.



Shameka Christon broke four Arkansas records for SEC tournament games in the semifinals of the 2002 event in Nashville. Her 67 points over three games led to her selection to the five-player all-tournament team, the first for Arkansas since joining the league in 1992. During her four years, she scored 177 points in SEC tournament games.

SWC CLASSIC SEEDING

1991	1st	1986	3rd
1990	2nd	1985	4th
1989	2nd	1984	4th
1988	4th	1983	2nd
1987	2nd	1982	n/a

SWC CLASSIC RESULTS

1991 Champion (d. Baylor, 90-74; d. Houston, 83-77; d. Texas Tech, 60-51)
 1990 First Round (I. Texas Tech, 69-60)
 1989 Finalist (d. Texas Tech, 79-72; I. #6 UT, 101-99)
 1988 First Round (I. TAMU, 59-58)
 1987 Finalist (d. Houston, 96-82; I. #1 UT, 72-70)
 1986 Semifinalist (d. SMU, 82-75; I. Texas Tech, 58-48)
 1985 Semifinalist (d. Baylor, 78-69; I. #1 UT, 104-62)
 1984 Semifinalist (d. TAMU, 75-66; I. Texas Tech, 56-43)
 1983 Semifinalist (d. Baylor, 65-62; I. #3 UT, 80-54)
 1982 Finalist (d. Texas Tech, 70-55; d. Baylor, 71-66; I. #10 UT 68-53)
 1981 Consolation Title (in-season tournament)

Team Records

Points
Game, High: 94 vs. Miss State, 3/1/01
Game, Low: 44 vs. Georgia, 3/3/01
Opponent High: 96 by Florida, 3/2/00
Half, High: (2nd) 52 vs. VU, 3/2/02; vs. MSU, 3/1/01
 (1st) 48 vs. Florida, 3/2/00
Half, Low: 13 (1st) vs. Georgia, 3/3/01
Field Goals
High: 39 vs. Miss. State, 3/1/01
Low: 16 vs. Georgia, 3/3/01
Field Goal Attempts
High: 81 vs. Ole Miss, 3/2/06
Low: 52 vs. Auburn, 2/27/98
Field Goal Percentage
High: .509 vs. Miss. State, 3/6/05
Low: .267 vs. Georgia, 3/3/01
Opponent, High: .750 by Georgia, 3/5/93
Opponent, Low: .308 by Auburn, 2/27/98
Three-Point Goals
High: 8 vs. Florida, 3/2/01
Low: 1 vs. Florida, 2/28/98
Three-Point Attempts
High: 23 vs. Ole Miss, 3/2/06
Low: 8 vs. Kentucky, 3/1/07; LSU, 3/7/03
Three-Point Percentage
High: .471 vs. Florida, 3/2/01
Low: .070 vs. Florida, 2/27/98
Opponent, High: .750 by Georgia, 3/5/93
Opponent, Low: .111 by Auburn, 2/27/98
Free Throws
High: 29 vs. USC, 3/3/95
Low: 6 vs. Kentucky, 3/1/07
 (Previous: 8 vs. Alabama, 3/6/03; vs. Miss. State, 3/1/01)
Free Throw Attempts
High: 33 vs. USC, 3/3/95
Low: 6 vs. Kentucky, 3/1/07
 (Previous: 11 vs. Miss. State, 3/1/01)
Free Throw Percentage
High: .889 vs. Miss. State, 3/1/01
Low: .556 vs. Kentucky, 3/6/92
Opponent, High: 1.000 by USC, 3/3/95
Opponent, Low: .476 by Auburn, 2/27/98
Rebounds
Rebounds, High: 49 vs. Ole Miss, 3/2/06
Rebounds, Low: 25 vs. Vanderbilt, 3/7/05
Offensive, High: 18 vs. Ole Miss, 3/2/06
Offensive, Low: 7 vs. UF, 3/2/01; Alabama, 3/4/95
Defensive, High: 31, Ole Miss, 3/2/06
Defensive, Low: 12 vs. Florida, 3/2/00
Opponent, High: 57 by UF, 3/2/01; UK, 3/6/92
Opponent, Low: 26, by Miss. State, 3/4/04
Assists
High: 21 vs. Miss. State, 3/1/01
Low: 7 vs. Georgia, 3/5/93
Blocked Shots
High: 8 vs. Kentucky, 3/1/07
 (Previous: 5 vs. Florida, 3/2/01; Alabama, 3/1/97)
Low: 0 vs. Florida, 3/2/00
Steals
High: 13 vs. Kentucky, 3/6/92
Low: 3 vs. Ole Miss, 3/1/96
Turnovers
High: 22 vs. Miss. State, 3/4/04
Low: 4 vs. Vanderbilt, 3/2/02
Personal Fouls
High: 27 vs. Kentucky, 3/6/92
Low: 11 vs. USC, 3/3/95

Arkansas Team Season Records

Scoring

Most Points Scored: 2,644 (1990-91)
 Fewest Points Scored: 1,100 (1978-79)
 Most Points Allowed: 2,405 (1998-99)
 Fewest Points Allowed: 1,242 (1978-79)
 Highest Scoring Average: 83.0 (2,490, 30 games, 1988-89)
 Lowest Defensive Average: 55.9 (1979-80)
 Highest Winning Margin: 16.4 (1990-91)
 Most Players in Double Digits: 4 (7 times) (Most rec: 2000-01)
 Least Players in Double Digits: 0 (1992-93)

Field Goals

Most Field Goals: 1,061 (1990-91)
 Most Field Goal Attempts: 2,092 (1998-99)
 Best Field Goal Percentage: .523 (1,051-2,028, 1990-91)
 Worst Field Goal Percentage: .379 (412-1,087, 1978-79)
 Best Defensive Field Goal Pct.: .390 (704-1,806, 1989-90)
 Worst Defensive Field Goal Pct.: .479 (816-1,705, 1984-85)

Free Throws

Most Free Throws: 722 (1981-82)
 Most Free Throw Attempts: 1,000 (1981-82)
 Best Free Throw Pct.: .770 (565-734), (1994-95)
 Worst Free Throw Pct.: .610 (401-657) 2004-05

Three-Point Goals

Most Three-Point Goals: 202 (2000-01)
 Most Three-Point Goal Attempts: 592 (2005-06)
 (Previous: 554, 2003-04)
 Best Three-Point Goal Pct.: .427 (93-218, 1990-91)
 Worst Three-Point Goal Pct.: .118 (2-17, 1986-87)
 Best Defensive Three-Point Pct.: .239 (70-293, 1992-93)
 Worst Defensive Three-Point Pct.: .380 (87-229, 1989-90)

Rebounds


Most Rebounds: 1,540 (1981-82)
 Fewest Rebounds: 675 (1978-79)
 Highest Rebound Average: 44.2 (1989-90)
 Lowest Rebound Average: 33.7 (1978-79)
 Highest Reb. Margin: +7.2 (1989-90; 1985-86)
 Lowest Rebound Margin: -7.1 (1979-80)

Assists

Most Assists: 694 (1990-91)

Steals, Blocked Shots

Most Steals: 388 (2004-05)
 Most Blocked Shots: 165 (2006-07)



The Face Behind the Record


Career Rebounds Shelly Wallace

Shelly Wallace's career parallels the Arkansas rise to national prominence, leading the Lady Backs to their first NCAA playoff berth and the 1987 Women's NIT title. Wallace made her biggest record impact with rebounding. She is the only Lady Back to go over the 1,000 mark in rebounds and one of only two in Southwest Conference history. However, she was Arkansas' greatest double threat. Wallace was the first -- and only -- player to average in double figures in points and rebounds for a season (16.5 ppg, 11.8 rpg in 1987-88). She also is the only player to score over 40 points, setting the school record with 44, and has the most 30-plus games (seven) of any player. She was also honorable mention Kodak All-American as a senior, yet another first at Arkansas.


The Face Behind the Record

Career Blocked Shots Delmonica DeHorney

While her mark in the career record book is for blocked shots, Delmonica DeHorney was the greatest inside player in Lady Razorback history. She was second only to Bettye Fiscus in points, and she was the first, and to date only, Lady Back to earn Kodak All-America honors. DeHorney also is the most accurate shooter in school history for a season or career. In fact, she set the season shooting record in three of her four years. A back-to-back SWC Player of the Year, she led the SWC in scoring and Arkansas to consecutive league titles. The SWC Newcomer as a freshman, she was the only player in SWC history to earn three league awards. She shattered the previous blocked shot records, and became the career leader after her junior year. In one season, 1989-90, DeHorney had more blocks (83) than all but two players in school history had for their careers. DeHorney went on to play professionally in Japan after completing her four-year career at Arkansas.



Of her 235 career blocks, the three most important in DeHorney's career came in the first half of the Feb. 23, 1990, game at Texas. All three came against UT's star forward Susan Anderson, shutting down the Lady Longhorns' inside game and allowing Arkansas to take a 38-31 halftime lead. UA went on to break UT's 183-game SWC winning streak.



Turnovers

Most Turnovers: 772 (1981-82)
 Fewest Turnovers: 433 (2001-02)
 Most Opponent Turnovers: 751 (1997-98)
 Fewest Opponent Turnovers: 402 (1978-79)

Fouls

Most Personal Fouls: 702 (1981-82)
 Most Opponent Fouls: 914 (1981-82)
 Most Players Fouled Out: 22 (1980-81)
 Most Opponent Players Fouled Out: 47 (1981-82)

Games

Most Games Played: 36 (1981-82)
 Fewest Games Played: 16 (1976-77)
 Best Winning Percentage: .875 (28-4, 1990-91)
 Worst Winning Percentage: .350 (7-13, 1978-79)
 Most Games Won: 28 (1990-91)
 Fewest Games Won: 7 (1978-79)
 Most Games Lost: 15 (1987-88, 1999-2000, 2005-06)
 Fewest Games Lost: 4 (1990-91)
 Most 100-Point Games: 5 (1990-91)
 Most Regular-Season Wins: 24 (1990-91)
 Fewest Regular-Season Losses: 3 (1990-91)
 Longest Season: 131 days, 1998-99
 Earliest Opener: Nov. 13, 1998 (vs. Stanford)
 Latest Game: Mar. 27, 1998 (vs. Tennessee)

Streaks

Best Start: 8-0 (1999-2000)
 Best Start, 10 games: 9-1 (94-95, 95-96, 96-97, 02-03, 04-05)
 Best Starts to Second Loss: 15-1, (2006-07)
 (Previous: 13-1 (95-96); 12-1 (96-97))
 Best Start, SEC Games: 3-0 (2005-06) & 5-1 (2005-06)
 Worst Start: 0-2 (2000-01)
 Consecutive Games Won: 13
 Close of 1998-99 season; opening 1999-2000
 Consecutive Games Lost: 10 (2006-07 to present)
 (Previous: 9, 2005-06)
 Consecutive Home Games Won: 23 (1989-1991)
 Consecutive Home Games Lost: 5 (2006-07)
 (Previous: 3, four times)
 Consecutive Road Games Won: 12 (1989-90)
 Consecutive Road Games Lost: 9 (1980-81)
 Consecutive Neutral Games Won: 4 (1997-98)
 Consecutive SEC Games Won: 4
 Consecutive SEC Games Lost: 10
 Best Winning Pct. on the Road: .923 (12-1, 1989-90)
 Best Winning Percentage at Home: 1.000
 (14-0, 90-91; 9-0, 82-83; 12-0, 81-82; 6-0, 76-77)

Class Records

GAME

Most Points

Freshman: 37, Bettye Fiscus (vs. Ak.-Anch., 2/27/81)
Sophomore: 40, Shameka Christon (vs. Vanderbilt, 3/2/02)
Junior: 39, Delmonica DeHorney (vs. Stanford, 3/24/90)
Senior: 44, Shelly Wallace (vs. Oral Roberts, 12/12/89)

Most Rebounds

Freshman: 18, Bettye Fiscus (vs. Kansas State, 1/2/82)
Sophomore: 19, Lita Stricklin (vs. NE Okla., 1/20/79)
Junior: 22, Shelly Wallace (vs. SMU, 2/13/88)
Senior: 20, Monica Brown (vs. SMU, 1/21/86)

Most Assists

Freshman: 12, Amy Wright (vs. LSU, 2/11/99)
Sophomore: 14, India Lewis (vs. Howard, 2/15/01)
Junior: 18, Donna Wilson (vs. Houston, 3/2/88)
Senior: 11, Amy Wright (vs. Kansas St., 3/17/02);
 Tracy Webb (vs. BU, 2/21/87)

Most Steals

Freshman: 7, India Lewis (at Princeton, 11/27/99)
Sophomore: 12, Amanda Holley (vs. TCU, 1/11/83)
Junior: 8, Sheree Thompson (vs. Idaho St., 11/26/04)
 Angela Davis (vs. Alabama St., 11/29/91)
Senior: 10, India Lewis (vs. Tulsa, 12/9/02)

Most Blocked Shots

Freshman: 7, Delmonica DeHorney (vs. TCU, 1/9/88)
Sophomore: 5, Amanda Holley (vs. Tex. A&M, 1/19/83);
 Kim Bunge (vs. Tulsa, 11/23/81)
Junior: 9, Robyn Irwin (vs. SW Missouri, 12/19/88)
Senior: 6, Joy Oakley (vs. Tulsa, 12/5/01);
 Delmonica DeHorney (vs. Houston, 3/7/91)

SEASON

Most Points

Freshman: 655, Bettye Fiscus
Sophomore: 517, Shameka Christon
Junior: 581, Delmonica DeHorney
Senior: 692, Shelly Wallace

Scoring Average

Freshman: 18.7, Bettye Fiscus
Sophomore: 18.1, Sha Hopson
Junior: 20.0, Delmonica DeHorney
Senior: 23.1, Shelly Wallace

Most Rebounds

Freshman: 282, Bettye Fiscus
Sophomore: 217, Blair Savage
Junior: 329, Shelly Wallace
Senior: 381, Shelly Wallace

DOUBLE-DOUBLES

Career

48, Shelly Wallace (85-89)
 16, Steph. Bloomer (92-95)
 15, Bettye Fiscus (82-85)
 13, Shameka Christon (01-04)
 13, Monica Brown (84-87)
 11, Lauren Ervin (06-)
 11, Lonniya Bragg (98-01)
 11, Karyn Karlin (97-00)
 8, Del. DeHorney (87-91)

Season

25, Shelly Wallace (88-89)
 20, Shelly Wallace (87-88)
 11, Lauren Ervin (06-07)
 9, Monica Brown (86-87)
 9, Bettye Fiscus (81-82)
 8, Steph. Bloomer (94-95)
 7, Shameka Christon (03-04)
 6, Bettye Fiscus (82-83)
 5, Karyn Karlin (96-97)

DOUBLE DIGIT

Career

39, Shelly Wallace (85-89)

Season

30*, Shelly Wallace (88-89)

* -- Wallace scored in double digits the entire season

Three-Point Goals

Freshman: 66, India Lewis
Sophomore: 104, Wendi Willits
Junior: 89, India Lewis & Kimberly Wilson
Senior: 87, Wendi Willits

Rebound Average

Freshman: 8.1, Bettye Fiscus
Sophomore: 7.3, Bettye Fiscus & Amanda Holley
Junior: 11.8, Shelly Wallace
Senior: 12.7, Shelly Wallace

Most Assists

Freshman: 172, Amy Wright
Sophomore: 169, Amber Nicholas
Junior: 198, Amy Wright
Senior: 205, Amy Wright

Most Steals

Freshman: 89, Christy Smith
Sophomore: 88, Lita Stricklin
Junior: 80, Connie Fitzgerald
Senior: 95, Tracy Webb

Most Blocked Shots

Freshman: 55, Amanda Holley
Sophomore: 53, Shameka Christon
Junior: 83, Delmonica DeHorney
Senior: 70, Delmonica DeHorney


High Point Games

40 POINTS

44, Shelly Wallace, vs. Oral Roberts, 12/12/88 (1)
 40, Shameka Christon, vs. #8 Vanderbilt, 3/2/02 * !

30 POINTS

39, Delmonica DeHorney, vs. #2 Stanford, 3/24/90 \$
 37, Dominique Washington, vs. Ole Miss, 2/26/06 ^ &
 37, Bettye Fiscus, at Alaska-Anchorage, 2/27/82
 36, Shameka Christon, vs. Clemson, 3/15/02
 36, Shannon Jones, vs. Washington St., 12/31/92
 36, Shelly Wallace, vs. SMU, 2/15/89
 35, Wendi Willits, vs. Oklahoma, 3/14/99 @
 35, Shelly Wallace, at SW Missouri, 12/17/88 (1)
 34, Delmonica DeHorney, vs. Texas Tech, 1/6/90
 34, Shelly Wallace, vs. Texas Tech, 3/8/89
 34, Shelly Wallace, at Texas Tech, 2/2/88
 34, Lanell Dawson, vs. TCU, 1/4/86
 33, Shameka Christon, at Ole Miss, 2/29/04
 33, Shameka Christon, vs. #6 LSU, 3/7/03
 33, Wendi Willits, at Georgia, 2/21/99
 33, Christy Smith, vs. Ohio State, 11/19/95
 33, Delmonica DeHorney, vs. Lamar, 3/20/91
 33, Delmonica DeHorney, vs. SW Missouri, 12/19/87
 32, Kimberly Wilson, vs. Pitt, 11/25/94
 32, Delmonica DeHorney, vs. #6 SFA, 3/22/90
 32, Shelly Wallace, vs. Houston, 3/4/89
 32, Shelly Wallace, vs. Texas-San Antonio, 12/3/88
 31, Shameka Christon, at South Carolina, 1/18/04
 31, Shameka Christon, at Alabama, 2/15/04
 31, Christy Smith, vs. Dayton, 1/2/96
 31, Del. DeHorney, vs. #22 Northwestern, 3/16/91
 31, Lisa Martin, vs. #6 Texas, 3/11/89
 31, Bettye Fiscus, vs. Oklahoma City, 3/11/82
 31, Lita Stricklin, vs. Phillips, 2/15/80
 30, Sytia Messer, vs. Memphis, 12/19/97
 30, Kimberly Wilson, vs. LSU, 1/31/96
 30, Christy Smith, vs. Alabama, 3/4/95
 30, Shea Henderson, vs. SMU, 12/21/93
 30, Amber Nicholas, vs. Baylor, 3/6/91
 30, Juliet Jackson, at #6 Georgia, 3/18/90
 30, Lanell Dawson, vs. Providence, 3/20/87
 30, Bettye Fiscus, vs. Delta State, 2/7/83
 30, Bettye Fiscus, vs. New Orleans, 3/13/82
 30, Bettye Fiscus, vs. Wichita State, 2/20/82
 30, Kim Bunge, vs. McNeese, 2/14/81
 30, Lita Stricklin, vs. N' eastern Okla., 2/1/80



Shelly Wallace holds the UA women's scoring record for a game as well as the most entries on the high-point list with seven. Shameka Christon and Delmonica DeHorney are next with six each.

\$ -- Most in NCAA tournament game
 * -- Most versus ranked team
 ^ -- Most in SEC regular season game
 ! -- Most in SEC tournament game
 @ -- Most in WNIT/NWIT game
 & -- Most by player off the bench
 (1) -- Most in consecutive games

Exhibition Game Records

Arkansas Team Records

Most Points: 109, vs. Spartak-Moscow (11/7/01); vs. Norrkoping (11/6/99)
Largest Margin: 57, vs. Spartak-Moscow (11/7/01)
Most Rebounds: 67, vs. Spartak-Moscow (11/7/01)
Most Assists: 24, vs. Norrkoping (11/6/99)
Best Field Goal Pct.: .623, vs. Mexico (11/11/86)
Best 3P Pct.: .398, vs. Victoria (11/8/97)
Best Free Throw Pct.: .833, vs. Mexico (11/11/86)
Most Steals: 20, vs. Cameron (11/6/05)
Most Turnovers: 31, vs. Australia (11/18/87)
Most Blocks: 7, vs. MSSU (11/4/06); vs. Athl. in Action (11/16/91)
Arkansas Individual Records
Most Points: 32, Juliet Jackson, vs. Australia. (11/18/89)
Most Rebounds: 16, Shelly Wallace, vs. Hungary (11/22/88)
Most Assists: 9, Lakishia Harper vs. Premier Players (11/14/02); Amy Wright, vs. Norrkoping (11/6/99)
Best Field Goal Pct.:
 (Min. 10 att.) .714 (10-14), Kelly Johnson, vs. AIA (11/5/94)
 (Min. 5 att.) 1.000 (6-6), Lanell Dawson, vs. Mexico (11/11/86)
Best 3P Pct.: .600 (6-10) Wendi Willits, vs. Norrkoping (11/6/99)
Best Free Throw Pct.: .909 (10-11) Lonniya Bragg, vs. Norrkoping (11/6/99)
Most Steals: 7, Brittney Vaughn vs. Missouri Southern (11/4/06) (Previous: 6, Brittney Vaughn vs. Cameron (11/6/05))
Most Turnovers: 9, Blair Savage, vs. Spanish (11/10/90)
Most Blocked Shots: 4, Stephanie Bloomer, vs. AIA (11/16/91)
Opponent Team Records
Most Points: 101, USA National (12/12/95)
Most Rebounds: 51, Athletes in Action (11/16/91)
Most Assists: 27, USA National (12/12/95)
Best Field Goal Pct.: .564, AIA (11/16/91)
Best 3P Pct.: .583, DKS Kiskolc (11/16/94)
Best Free Throw Pct.: .909, Levski Total (11/16/93)
Most Steals: 19, USA National (12/12/95)
Most Turnovers: 40, Cameron (11/6/05)
Most Blocked Shots: 7, Spartak-Moscow (11/10/96)

Stephanie Bloomer



Back in the Day:

Exhibition Games

During the 1980s, teams were allowed to practice away from campus, and Arkansas took full advantage of the rule to play numerous Red-White games across the state. Most of these were played in the former gyms of star Lady'Backs, or near home towns of players like Tracy Webb (Batesville) or Bettye Fiscus (Wynne).

The Lady Razorbacks played their first exhibition game in 1984 at the start of the NCAA era against a Korean touring team sponsored by Kolon.

The Lady'Backs stepped up the quality of their exhibition opponent with national teams during the late 1980s, and went on the road to central Arkansas with a pair of games at the former high schools of current Lady'Backs. The NCAA changed rules regarding off-campus games in the early 1990s, and all exhibition games returned to Fayetteville.

Twice Arkansas faced Olympic teams. The Lady'Backs defeated the Spanish Olympians in 1990, but the most memorable game was against USA Basketball's National Team in 1995. The core of the gold medal 1996 Atlanta Games team thumped the Lady'Backs, but it was a once-in-a-lifetime chance to be a part of the special collegiate tour. Among the notables taking the floor were Lisa Leslie, Rebecca Lobo, Sheryl Swoops, Dawn Staley and Jennifer Azzi. It also is the only exhibition game ever played during the regular season -- Dec. 12 -- and made 1995 the only season with three exhibition games.

Until the late 1990s, most of the teams Arkansas faced were high-quality semi-pro teams from around the world, with the exception of the U.S.-based Athletes in Action. AIA made Fayetteville a regular stop on its women's collegiate tour, and the Crusaders remain the team with the most games against Arkansas (8).

The quality of competition from overseas declined at the end of the 1990s, with some teams traveling junior squads filled with high school-aged players. The resulting blowouts, combined with the emergence of regional teams of American former collegians such as Everyone's Internet, saw a decline of the foreign exhibition games that hit bottom with the events of 9/11 in 2001.

However, the greatest change in the exhibition game came in 2004 as the NCAA allowed Division I members to schedule non-Division I college teams as exhibition opponents. While a regular practice during the AIAW era, Arkansas played a non-Division I college with its two exhibition games scheduled for November 2005, taking on nearby Division

Exhibition Game Results

DATE	OPPONENT	RESULT
11/4/06	Missouri Southern	UA 78-48
11/6/05	Cameron	UA 81-65
11/11/05	Missouri Southern	UA 85-59
11/5/04	Everyone's Internet	EV1 80-77
11/11/04	Athletes in Action	AIA 62-57
11/17/03	Premier Players	PP 86-78
11/11/03	Everyone's Internet	UA 70-66
11/19/02	Athletes in Action	UA 86-76
11/14/02	Premier Players	UA 63-59
11/11/01	Athletes in Action	UA 79-74
11/7/01	Spartak-Moscow	UA 109-52
11/14/00	Athletes in Action	UA 73-50
11/8/00	Australian Institute of Sport	UA 94-76
11/17/99	Athletes in Action	AIA 65-54
11/6/99	Norrkoping (Sweden)	UA 109-69
11/5/98	Athletes in Action	UA 82-62
11/8/98	Myjava (Slovakia)	UA 87-77
11/8/97	Australia-Victoria	UA 84-75
11/19/97	Athletes in Action	AIA 70-65
11/10/96	Spartak-Moscow	UA 78-55
12/12/95	U.S. National Team	USA 101-53
11/12/95	Slovak National Team	UA 80-46
11/5/94	Athletes in Action	UA 78-72
11/16/94	DKSK Miskolc (Hungary)	DKSK 93-88
11/16/93	Levski Total (Bulgaria)	UA 83-81
11/28/92	Cassovia Kosice (Czechoslovakia)	UA 82-73
11/10/91	Auckland (New Zealand)!	UA 81-80
11/16/91	Athletes in Action	AIA 71-62
11/10/90	Spanish Olympic Team*	SP 62-59
11/8/89	Australian National Team*	AUS 78-70
11/22/88	Hungarian National Team	UA 83-81
11/18/87	Australian National Team	AUS 82-56
11/11/86	Mexican National Team	UA 101-68
11/6/84	Kolon (Korea)	UA 86-69

! -- Benton, Ark. * -- Bryant, Ark.

Versus Opponents

All Exhibition Games	UA leads 23-11
Other NCAA Teams	UA leads 3-0
National Teams	Nationals lead 4-3
Foreign Club Teams	UA leads 8-1
Athletes in Action	UA leads 5-3
Australian Teams	Tied at 2-2
Slovak Teams	UA leads 2-0
Hungarian Teams	Tied at 1-1
European Teams	UA leads 9-1
Pacific Rim Teams	UA leads 4-2
All U.S. Teams	UA leads 9-6
Longest Winning Streak:	7 games (1999-2003)

II members Missouri Southern of Joplin and Cameron University from Lawton, Okla. This marks the first game against a lower division US collegiate team in over two decades (School of the Ozarks on Dec. 11, 2004).

Arkansas has existing series records with the new exhibition opponents, but new games against non-Division I teams will not count against those series marks.

NCAA Tournament

Individual-Game

Most Points Scored: 39, Delmonica DeHorney (at Stanford, 3/24/90)
Most Field Goals: 14, Delmonica DeHorney (vs. Lamar, 3/21/91); (vs. SFA, 3/22/90)
Best Field Goal Pct.: 1.000, (6-6) Delmonica DeHorney (at Georgia, 3/18/90)
Most Free Throws: 11, Delmonica DeHorney (vs. Northwestern, 3/16/91)
Best Free Throw Pct.: 1.000, (11-11) Delmonica DeHorney (vs. Northwestern, 3/16/91)
Most Three-Point Goals: 6, Wendi Willits (vs. Harvard, 3/16/98)
Best Three-Point Pct.: (Min. 5 made) .750 (6-8), Wendi Willits (vs. Harvard, 3/16/98)
Most Rebounds: 14, Lonniya Bragg (vs. Baylor, 3/17/01)
Most Assists: 13, Amber Nicholas (at Stanford, 3/24/90)
Most Steals: 5, Celia Anderson (vs. Baylor, 3/17/01)
Most Blocked Shots: 8, Delmonica DeHorney (vs. Northwestern, 3/16/91)

Team-Game

Most Points Scored: 105, vs. Northwestern (3/16/91)
Least Points Scored: 50, at Washington (3/18/95)
Most Points Allowed: 114, at Stanford (3/24/90)
Least Points Allowed: 54, at Washington (3/18/95)
Largest Margin of Victory: 37, vs. Northwestern (3/16/91)
Largest Margin of Defeat: 28, vs. Tennessee (3/27/98); at Purdue (3/15/89)
Most Field Goals: 43, vs. Northwestern (3/16/91)
Most Field Goal Att.: 76, vs. Northwestern (3/16/91)
Best Field Goal Pct.: .610, vs. S.F. Austin (3/22/90)
Worst Field Goal Pct.: .305, vs. Tennessee (3/27/98)
Best Opponent FG Pct.: .597, at Lamar (3/21/90)
Worst Opponent FG Pct.: .350, vs. Baylor (3/17/01)
Most Free Throws: 19, vs. Kansas (3/21/98)
Most Free Throw Attempts: 27, at Stanford (3/24/90)
Best Free Throw Pct.: .846, vs. S. F. Austin (3/22/90)
Worst Free Throw Pct.: .273, at Stanford (3/24/90)
Most Three-Point Goals: 10, vs. Harvard (3/16/98)
Most Three-Point Attempts: 20, vs. Harvard (3/16/98)
Best Three-Point Pct.: .667, vs. S. F. Austin (3/22/90)
Worst Three-Goal Pct.: .167, vs. USF (3/16/95)
Best Opponent 3G Pct.: .667, at Stanford (3/24/90)
Worst Opponent 3G Pct.: .091, vs. Duke (3/23/98)
Most Rebounds: 41, vs. UCLA (3/14/90); vs. Northwestern (3/16/91)
Fewest Rebounds: 27, vs. Kansas (3/21/98)
Most Opponent Rebounds: 48, vs. Tennessee (3/27/98)
Least Opponent Rebounds: 28, at Missouri (3/12/86); vs. SFA (3/22/90)
Highest Rebound Margin: + 11 vs. Northwestern (3/15/91)
Lowest Rebound Margin: -13, at Purdue (3/15/89)
Most Assists: 29, vs. Stephen F. Austin (3/22/90)
Most Turnovers: 28, vs. Tennessee (3/27/98)
Least Turnovers: 7, at Cincinnati (3/23/03)
Most Opponent Turnovers: 27, vs. Northwestern (3/16/91)
Least Opponent Turnovers: 9, at Stanford (3/24/90)
Most Steals: 14, vs. Baylor (3/17/01)
Most Blocked Shots: 9, vs. UCLA (3/14/90)



Wendi Willits



NCAA 2003

Seventh Seed, West Region

DATE	OPPONENT	RESULT	SITE	ROUND
M. 23, 2003	at Cincinnati	71-57	Cincinnati, OH	First
M. 25, 2003	#5 Texas	67-50	Cincinnati, OH	Second

2002

Sixth Seed, Midwest Region

DATE	OPPONENT	RESULT	SITE	ROUND
M. 15, 2002	Clemson	78-68	Manhattan, KS	First
M. 17, 2002	at #11 Kansas State	62-82	Manhattan, KS	Second

2001

Ninth Seed, West Region

DATE	OPPONENT	RESULT	SITE	ROUND
M. 17, 2001	#24 Baylor	68-59	Durham, NC	First
M. 19, 2001	at #5 Duke	54-75	Durham, NC	Second

1998

Ninth Seed, West Region

DATE	OPPONENT	RESULT	SITE	ROUND
M. 14, 1998	#20 Hawai'i	76-70	Palo Alto, CA	First
M. 16, 1998	Harvard	82-64	Palo Alto, CA	Second
M. 21, 1998	Kansas	79-63	Oakland, CA	Regional
M. 23, 1998	#8 Duke	77-72	Oakland, CA	Finals
M. 27, 1998	#1 Tennessee	58-86	Final Four	Semifinals

1995

Sixth Seed, Midwest Region

DATE	OPPONENT	RESULT	SITE	ROUND
M. 16, 1995	San Francisco	67-58	Seattle, WA	First
M. 18, 1995	at #14 Washington	50-54	Seattle, WA	Second

1991

Third Seed, Midwest Region

DATE	OPPONENT	RESULT	SITE	ROUND
First Round Bye				
M. 16, 1991	#22 Northwestern	105-68	Fayetteville, AR	Second
M. 21, 1991	#24 Lamar	75-91	Austin, TX	Regional

1990

Seventh Seed, West Region

DATE	OPPONENT	RESULT	SITE	ROUND
M. 14, 1990	UCLA (OT)	90-80	Fayetteville, AR	First
M. 18, 1990	at #7 Georgia	87-81	Athens, GA	Second
M. 22, 1990	#6 SF Austin	87-82	Palo Alto, CA	Regional
M. 24, 1990	at #2 Stanford	87-114	Palo Alto, CA	Finals

1989

12th Seed, Midwest Region

DATE	OPPONENT	RESULT	SITE	ROUND
M. 15, 1989	at #5 Purdue	63-91	W. Lafayette, IN	First

1986

Eighth Seed, Midwest Region

DATE	OPPONENT	RESULT	SITE	ROUND
M. 12, 1986	at Missouri	65-66	Columbia, MO	First

WNIT Tournament

Individual-Game

Most Points Scored: 35, Wendi Willits (vs. Oklahoma, 3/14/99)

Most Field Goals: 12, Sarah Pfeifer (vs. Ark. St., 3/21/05)
12, Wendi Willits (vs. Oklahoma, 3/14/99)

Best Field Goal Pct. [10 min.]: .692 (9-13), Lonniya Bragg (vs. Drake, 3/20/99)
1.000 (9-9), Lonniya Bragg (vs. Georgia Tech, 3/21/00)

Most Free Throws: 8, Sytia Messer (vs. Oklahoma, 3/14/99)

Best Free Throw Pct.: [5 min.] .889 (8-9), Wendi Willits (vs. Missouri, 3/18/00)

Most Three-Point Goals: 7, Wendi Willits (vs. Oklahoma, 3/14/99)

Best Three-Point Pct.: [5 min.] .500 (3-6), India Lewis
(vs. Georgia Tech, 3/21/00 & vs. Missouri, 3/18/00)

Most Rebounds: 13, Kamara Stancle (vs. Wisconsin, 3/23/99)

Most Assists: 11, Amy Wright (vs. Northwestern St., 3/12/99)

Most Steals: 4, Amy Wright (vs. Wichita St., 3/15/00)

Most Blocked Shots: 3, Lakishia Harper (vs. Missouri, 3/18/00)

Team-Game

Most Points Scored: 97, vs. Missouri (3/18/00)

Least Points Scored: 61, vs. UNLV (3/18/05)

Most Points Allowed: 98, at Ark. St. (3/21/05)

Least Points Allowed: 48, vs. UNLV (3/18/05)

Largest Margin of Victory: +24 (80-56), vs. Drake (3/20/99)

Largest Margin of Defeat: -21 (62-83), vs. Florida (3/25/99)

Most Field Goals: 33, vs. Oklahoma (3/14/99)

Most Field Goal Att.: 75, at Ark. St. (3/21/05)

Best Field Goal Pct.: .538 (28-52), vs. Georgia Tech (3/21/00)

Worst Field Goal Pct.: .404 (23-57), vs. UNLV (3/18/05)

Best Opponent FG Pct.: .567 (34-60), vs. Florida (3/25/00)

Worst Opponent FG Pct.: .339 (20-59), vs. UNLV (3/18/05)

Most Free Throws: 23, vs. Oklahoma (3/14/99)

Most Free Throw Attempts: 42, vs. Oklahoma (3/14/99)

Best Free Throw Pct.: .783 (18-23) vs. Georgia Tech (3/21/00)

Worst Free Throw Pct.: .548 (23-42), vs. Oklahoma (3/14/99)

Most Three-Point Goals: 8, vs. Oklahoma (3/14/99)

Most Three-Point Attempts: 21, vs. Oklahoma (3/14/99)

Best Three-Point Pct.: .438 (7-16), vs. Missouri (3/18/00)

Worst Three-Goal Pct.: .143 (1-7), vs. UNLV (3/18/05)

Best Opponent 3G Pct.: .500 (7-14), vs. Florida (3/25/00)

Worst Opponent 3G Pct.: .083 (1-12), vs. UNLV (3/18/05)

Most Rebounds: 44, at Ark. St. (3/21/05)

Fewest Rebounds: 29, vs. GTU (3/21/00); vs. Florida (3/25/00)

Most Opponent Rebounds: 46, vs. Wisconsin (3/23/99); vs. Missouri (3/18/00)

Least Opponent Rebounds: 30, vs. Georgia Tech (3/21/00)

Highest Rebound Margin: +4, at Ark. St. (3/21/05)

Lowest Rebound Margin: -15, vs. Wisconsin (3/23/99)

Most Assists: 21, vs. Drake (3/20/99)

Most Turnovers: 24, vs. Georgia Tech (3/21/00)

Least Turnovers: 12, vs. Wisconsin (3/23/99); vs. Oklahoma (3/14/99)

Most Opponent Turnovers: 32, vs. Drake (3/20/99)

Lowest Opponent Turnovers: 20, vs. Wisconsin (3/23/99); vs. Florida (3/25/00)

Highest Turnover Margin: +16, vs. Drake (3/20/99)

Lowest Turnover Margin: -1, vs. Georgia Tech (3/21/00)

Most Steals: 13, vs. Missouri (3/18/00)

Most Blocked Shots: 6, vs. Missouri (3/18/00)

Most Fouls: 32, at Ark. St. (3/21/05)



Lonniya Bragg receives the 1999 WNIT MVP award



Kamara Stancle and the 1999 WNIT trophy

WNIT 2005

DATE	OPPONENT	RESULT	SITE	ROUND
M. 18, 2005	UNLV	61-48	Fayetteville, AR	First
M. 21, 2005	Ark. St.	84-98	Jonesboro, AR	Second

2000

DATE	OPPONENT	RESULT	SITE	ROUND
M. 15, 2000	Wichita State	83-63	Fayetteville, AR	First
M. 18, 2000	Missouri	89-88 (OT)	Fayetteville, AR	Second
M. 21, 2000	Georgia Tech	78-67	Fayetteville, AR	Quarters
M. 25, 2000	Florida	62-83	Fayetteville, AR	Semis

1999 - WNIT CHAMPION

DATE	OPPONENT	RESULT	SITE	ROUND
M. 12, 1999	Northwestern St.	78-60	Fayetteville, AR	First
M. 14, 1999	Oklahoma	97-93 (OT)	Fayetteville, AR	Second
M. 17, 1999	Rice	76-70	Fayetteville, AR	Quarters
M. 20, 1999	Drake	80-54	Fayetteville, AR	Semis
M. 23, 1999	Wisconsin	67-64	Fayetteville, AR	Finals

NWIT

All games played at the Amarillo Civic Center, Amarillo, Texas

1996

DATE	OPPONENT	RESULT	ROUND
March 21, 1996	Princeton	83-51	Opening Round
March 22, 1996	Arizona	77-80	Semifinals
March 23, 1996	LSU	63-91	Third Place Game

1987 - NWIT CHAMPION

DATE	OPPONENT	RESULT	ROUND
March 19, 1987	Montana	82-74	Opening Round
March 20, 1987	Providence	101-91	Semifinals
March 21, 1987	California	112-80	Championship Game

AIAW

1982 - AIAW SWEET 16

DATE	OPPONENT	RESULT	SITE	ROUND
M. 11, 1982	Okla. City	78-67	Lubbock, TX	SW Regional
M. 12, 1982	Wayland Bapt.	57-61	Lubbock, TX	SW Regional
M. 13, 1982	New Orleans	76-74	Lubbock, TX	SW Regional
M. 21, 1982	California	62-66	Berkeley, CA	Western Sectional

1981

DATE	OPPONENT	RESULT	SITE	ROUND
M. 14, 1981	Oral Roberts	57-59	Tulsa, OK	SW Regional

1980

DATE	OPPONENT	RESULT	SITE	ROUND
M. 6, 1980	Texas Tech	46-74	Baton Rouge, LA	SW Regional

1987 WNIT championship

All Postseason Tournaments

NCAA Tournaments: 9 appearances, 12-9

WNIT Tournament: 3 appearances, 9-2

NWIT Tournament: 2 appearances, 4-2

AIAW Tournament: 3 appearances, 2-4

By the Round

First Round: 12-4 (NCAA: 6-2; WNIT: 3-0; NWIT: 2-0; AIAW: 1-2)

Second Round: 6-8 (NCAA: 3-5; WNIT: 2-1; NWIT: 1-1; AIAW: 0-1)

Third Round: 6-2 (NCAA: 2-1; WNIT: 2-0; NWIT: 1-1; AIAW: 1-0)

Fourth Round: 2-3 (NCAA: 1-1; WNIT: 1-1; AIAW: 0-1)

Fifth Round: 1-1 (NCAA: 0-1; WNIT: 1-0)

Consecutive Wins in Opening Game: 10 (9 first rounds plus second round in 1991)

(Last opening round loss: March 15, 1989, at Purdue, NCAA first round)



Bud Walton Arena



At \$35 million, Bud Walton Arena was the basketball showcase of mid-America in 1993. To celebrate its 10th anniversary, Walton underwent a multi-million dollar renovation highlighted by a new scoring system with full video displays to keep the arena the finest in the Southeastern Conference.

Designed to replicate the intimate and intimidating atmosphere of Barnhill Arena, but accommodate the overwhelming demand for basketball tickets at Arkansas, the result was a fan-friendly 19,200-seat arena whose acoustics focus the roar of the Razorback fans to the floor. Among the other features are 35 private skyboxes, a lower-level capacity of 12,250 and the furthest seat closer in Walton than the worst seat in 9,000-seat Barnhill.

Athletes benefit from the special suspended hardwood floor. The grid of maple flooring rides atop custom-designed springs to cushion jumping impact, resulting in less wear and tear on legs. The media loves Walton Arena's convenient press room, double-press row seating and prewiring for network television.

Arkansas hosted the 1994 NCAA Midwest Regional during Walton Arena's inaugural season. In 1995, the Lady Razorbacks hosted all four rounds of the Preseason Women's NIT -- thanks in large part to the excellent accommodations provided by Bud Walton Arena. It all paled in comparison to the 1999 Women's NIT as Arkansas hosted all five rounds of the postseason event, including an all-time UA and then WNIT record 14,163 fans for the championship game versus Wisconsin. The 1999 WNIT semifinals and finals alone saw

over 23,000 fans attend the two games, helping the Lady'Backs to a new all-time attendance record of 77,001 total fans. Arkansas also hosted four rounds of the 2000 WNIT at Walton.

SEASON AVERAGES

SEASON	AVG.	SEC ONLY	GAMES	ATT.	RANK
2006-07	2,395	2,893	13	31,135	TBA
2005-06	2,419	3,015	13	31,442	47th in Division I
2004-05	2,775	3,664	14	38,816	42nd in Division I
2003-04	3,523	4,268	11	38,752	29th in Division I
2002-03	4,676	6,019	14	70,133	19th in Division I
2001-02	3,378	4,318	14	47,292	23rd in Division I
2000-01	3,247	3,878	12	41,281	31st in Division I
1999-2000	3,714	4,301	17	63,144	21st in Division I
1998-99	4,053	4,230	19	77,001	20th in Division I
1997-98	5,061	6,476	13	65,796	12th in Division I
1996-97	3,852	5,896	15	57,778	18th in Division I
1995-96	4,174	4,532	16*	66,780	17th in Division I
1994-95	5,094	7,311	12	61,125	11th in Division I
1993-94	3,806	3,886	13	49,482	18th in Division I
1992-93	2,508	3,892	14	35,106	22nd in Division I
1991-92	2,897	3,692	12	34,763	14th in Division I
1990-91	2,964		14	41,496	12th in Division I
1989-90	1,754		14	24,556	17th in Division I
1988-89	917		11	10,094	
1987-88	620		14	8,683	
1986-87	885		11	9,736	
1985-86	701		11	7,006	
1984-85	771		14	10,025**	
1983-84	1,076		13	13,989**	
1982-83	557		9	5,015**	
1981-82	366		12	4,401**	

**Attendance records prior to 1985 are incomplete

* -- Double-headers not included

[945,397]

Arkansas enters its 32nd season of women's basketball in 2007-08. In 2005-06, the Lady'Backs recorded their 900,000th fan during the thrilling Jan. 22, 2006, victory over Miss State. Arkansas begins its Millionth Fan in Fayetteville drive, and should see that person come through the gates during the 2008-09 season.

The Lady Razorbacks have played for 14 seasons at Bud Walton Arena. In the program's history, Arkansas has never had a losing season at home and has ranked 14 of the last 18 years in the top 30 for attendance.

ARKANSAS HOME GAME STREAKS

Longest Winning Streak: (20 or more games)

23 games (Feb. 3, 1990 to Dec. 19, 1991)

21 games (1981 to 1984)

Longest Losing Streaks:

5 games (2006-07) (Previous: 3 games, four different seasons)

HOME GAME RECORDS VERSUS . . .

(Records since NCAA membership, 1982-83 season)

Unranked Teams: 234-23 (.911)

Cons. Wins Vs Unranked Teams: 30 (1982-1985)

Current Streak: 0

Ranked Teams: 26-43 Last Five Years: 4-34

Cons. Wins Vs. Ranked Teams: 3 (1990-91; 1995-96; 2001-02)

Non-Conference Teams: 143-13 (.917)

Non-Conference Teams, Last 5 Years: 33-7 (.825)

Cons. Wins Vs. Non-Conference Teams: 23 games (12/7/01 to 12/2/05)

Previous streak: 19 (1983-1988)

Unranked, Non-Conference Teams: 137-9 (.938)



LADY'BACKS IN FAYETTEVILLE

1976-77	6-0
1977-78	8-1
1978-79	4-3
1979-80	7-3
1980-81	7-6
1981-82	12-0
1982-83	9-0
1983-84	11-2
1984-85	12-2
1985-86	11-1
1986-87	10-1
1987-88	9-4
1988-89	9-2
1989-90	11-3
1990-91	14-0
1991-92	9-3
1992-93	10-4

A record crowd of 14,163 pack Bud Walton for the WNIT Championship against Wisconsin in 1999. Not only a University of Arkansas home game record, it is the largest crowd to watch any women's athletic event in the state.

Arkansas picked up its 300th home win last season by upsetting #24 Florida, 69-63.

Barnhill > Bud Walton <

1993-94	9-4
1994-95	10-2
1995-96	14-4
1996-97	12-3
1997-98	10-3
1998-99	15-4
1999-2000	12-5
2000-01	9-3
2001-02	12-2
2002-03	12-2
2003-04	7-4
2004-05	10-4
2005-06	9-4
2006-07	7-6
TOTAL	300-79

Walton Arena Records

Women's Individual Game Records for Bud Walton Arena

Points:	40 by Phylesa Whaley, Oklahoma vs. Arkansas, 3/14/99
Field Goals:	14 by Jillian Robbins, Tulsa vs. Arkansas, 12/2/05
Field Goal Attempts:	24 by four athletes. Most recent: Alesha Causey, Alcorn St. vs. Arkansas, 12/31/96
Three Point Goals:	8 by Brittney Ezell, Alabama, vs. Arkansas, 1/11/98 8 by Wendi Willits, Arkansas vs. Oral Roberts, 11/28/98
Three Point Attempts:	17 by Brittney Ezell, Alabama, vs. Arkansas, 1/11/98
Free Throws:	19 by Dena Head, DKSK Miskolc vs. Arkansas, 11/16/94
Free Throw Attempts:	24 by Dena Head, DKSK Miskolc vs. Arkansas, 11/16/94
Free Throw Percent:	1.000 (10-10) by Stephanie Bloomer, Arkansas vs. LSU, 2/8/94
Total Rebounds:	22 by Jillian Robbins, Tulsa vs. Arkansas, 12/2/05
Offensive Rebounds:	8 by Yolanda Dickson, Arkansas vs. Texas-Pan American, 2/15/94
Defensive Rebounds:	14 by Donna White, Mississippi Valley State, vs. Northwestern State (La.), 12/17/93
Assists:	14 by India Lewis, Arkansas vs. Howard, 2/15/01
Turnovers:	11 by Karey Faubion, TCU vs. Arkansas, 2/1/95; Le'Della English, UNO vs. Arkansas, 12/21/05
Steals:	8 by Brittney Vaughn, Arkansas. vs. Bama, 1/18/07; Kristin Moore, Arkansas vs. WKU, 12/28/04
Blocks:	7 by Lauren Ervin, Arkansas vs. La-Monroe, 11/13/06

Bud Walton Arena Women's Team Records

Arkansas Lady Backs			Opponents		
Points 1st Half:	High	60 vs Norrkopping (11/6/99)	54 by Illinois (1/8/97)		
	Low	21 vs #2 UT (2/26/04) & #2 UT (1/7/01)	12 by UNO (12/21/05)		
Points 2nd Half:	High	61 vs TCU (2/1/95)	64 by #13 Georgia (2/23/06)		
	Low	15 vs #22 Auburn (1/25/04)	12 by South Alabama (11/20/98)		
Total Points:	High	110 vs Providence (11/16/98)	100 by Illinois (1/8/97)		
	Low	44 vs #22 Auburn (1/25/04)	35 by Texas Southern (11/27/95)		
Field Goals Made:	High	42 vs La.-Monroe (11/17/01)	36 by Illinois (1/8/97)		
	Low	17 vs AU (1/25/04) & vs UNO (12/17/93)	11 by St. Louis (12/18/96); ULM (11/17/01)		
Field Goals Att:	High	102 vs Spartak (11/7/01)	81 by #17 Auburn (2/20/96)		
	Low	46 vs Ole Miss (1/1/04)	38 by St. Louis (12/18/96)		
FG Percentage:	High	.618 vs La.-Monroe (11/17/01)	.644 by Missouri (12/30/97)		
	Low	.279 vs Kentucky (2/12/06)	.260 by S.F. Austin (2/13/96)		
3-Pt Field Goals:	High	15 vs Providence (11/16/99)	12 by Bama (1/11/98); UM (2/14/99)		
	Low	0 vs St. Mary's (12/2/94)	0 by several (most rec., #3 LSU, 2/2/06)		
3-Pt FG Attempted:	High	32 vs #2 Tennessee (2/26/04)	31 by #16 Georgia (2/8/04)		
	Low	1 vs St. Mary's (12/2/94)	1 by LSU (2/7/94)		
3-Pt FG Percentage:	High	.875 vs Vanderbilt (1/23/00)	.643 by #2 Tennessee (2/26/04)		
	Low	.000 vs St. Mary's (12/2/94)	.000 by several (most rec., #3 LSU, 2/2/06)		
Free Throws:	High	33 vs Ohio St. (11/19/95)	25 by five (most rec., #3 LSU, 2/19/06)		
	Low	2 vs #22 Auburn (1/25/04); #20 Vandy (1/8/06)	2 by Miss Valley (2/13/02)		
Free Throws Att.:	High	43 vs. Miss Valley (2/13/02)	38 by #2 Tenn. (2/7/95)		
	Low	5 vs #22 Auburn (1/25/04)	3 by Alcorn (12/31/96)		
Free Throw Pct.:	High	1.000 vs #24 Florida (1/16/06)	1.000 by UK (2/4/95); UL (11/21/98)		
	Low	.286 vs #20 Vanderbilt (1/8/06)	.143 by Florida A&M (11/24/95)		
Offensive Rebounds:	High	28 vs UTPA (2/15/94)	31 by #2 Tennessee (12/17/98)		
	Low	5 vs Miss. St. (2/26/95)	4 by #14 LSU (2/11/01); Memphis (12/1/01)		
Defensive Rebounds:	High	34 vs Howard (2/15/01); UNO (12/17/93)	40 by #2 Tennessee (2/26/04)		
	Low	8 vs. Georgia (2/20/98)	9 by Kentucky (1/16/00)		
Total Rebounds:	High	67 vs. Spartak (11/7/01)	61 by Tulsa (12/2/05)		
	Low	25 vs #2 Tenn. (2/7/95)	22 by Kentucky (1/16/00)		
Assists:	High	29 vs Providence (11/16/98); ULM (11/17/01)	29 by Northwestern St. (11/15/95)		
	Low	6 vs #2 Georgia (2/24/96)	4 by La-Monroe (11/17/01)		
Blocked Shots:	High	11 vs USC (2/8/07), Ole Miss (2/4/07)	10 by #6 Florida (2/8/01)		
Steals:	High	28 vs Western Ky. (11/28/04)	20 by Northwestern St. (11/15/95)		
	Low	3 vs #12 LSU (1/22/04); #3 LSU (2/19/06)	0 by #6 Tennessee (12/29/96)		
Turnovers:	High	27, four times (McNeese, 12/30/04)	45 by Alabama State (11/19/04)		
	Low	7 vs #8 Vanderbilt (1/31/02)	3 by Western Michigan (12/9/01)		
Personal Fouls:	High	29 vs La-Monroe (11/17/01)	34 by Oklahoma (WNIT) (3/14/99)		
	Low	8 vs LSU (1/6/98)	11 by Wofford (2/10/97)		
Landmark Fayetteville Games					
DATE	OPPONENT	RESULT	DATE	OPPONENT	RESULT
1st Game Dec. 11, 1976	John Brown	UA 75-67	250th Game Feb. 10, 1997	Wofford	UA 76-39
50th Game Jan. 2, 1982	Kansas State	UA 68-53	300th Game March 21, 2000	Ga. Tech	UA 78-67
100th Game Jan. 14, 1986	Houston	UA 66-60	350th Game Feb. 8, 2004	Georgia	UA 71-63
150th Game Feb. 7, 1989	Texas	UT 67-87	1st Win Dec. 11, 1976	John Brown	UA 75-67
175th Game Jan. 9, 1992	Colorado	UA 65-51	50th Win Feb. 5, 1983	Middle Tenn.	UA 73-72
194th Game Mar. 1, 1993	Oral Roberts	UA 96-60	100th Win Dec. 19, 1987	SW Missouri	UA 85-71
<i>Last Lady Back Game in Barnhill Arena</i>					
195th Game Dec. 8, 1993	DePaul	UA 80-68	150th Win Dec. 4, 1992	North Texas	UA 105-58
<i>First Lady Back Game in Bud Walton Arena</i>					
200th Game Jan. 19, 1994	Tulane	UA 71-59	200th Win Dec. 31, 1996	Alcorn St.	UA 90-56
			250th Win Feb. 24, 2001	Ole Miss	UA 82-64
			300th Win Jan. 26, 2006	#24 Florida	UA 69-63

Top Lady Back Home Crowds

<i>(DH games are not included - Walton games in Bold)</i>					
1.	14,163	Wisconsin	3/23/99	(UA 67-64)	
				<i>(WNIT Championship; Est. new WNIT all-game mark)</i>	
2.	11,486	LSU	1/19/03	(UA 78-72)	
				<i>(Arkansas upsets #2 in front of top regular-season crowd)</i>	
3.	11,410	Auburn	2/8/98	(UA 71-63)	
				<i>(Women in Sport Day draws record crowd on TV)</i>	
4.	11,014	Tennessee	1/30/03	(UT 92-79)	
				<i>(#4 holds off furious UA comeback; w/LSU first b-2-b 10K)</i>	
5.	9,041	Drake	3/20/99	(UA 80-56)	
				<i>(WNIT semifinals; turnout lands UA championship)</i>	
6.	8,506	Vanderbilt	2/19/95	(UA 73-71)	
				<i>(Johnson with 2.2 in OT for win, VU #8)</i>	
7.	8,461	SW Missouri	12/29/93	(UA 69-66)	
				<i>(Wilson's last second shot for win, SMSU #23)</i>	
8.	8,288	Tennessee	12/29/96	(UA 77-75)	
				<i>(UT #6, def. & future nat. champions, UA #22)</i>	
9.	8,212	Tennessee	2/7/95	(UT 87-67)	
				<i>(Top 20 showdown; UA #20, UT #2)</i>	
10.	7,878	Vanderbilt	1/18/98	(VU 85-80)	
				<i>(Another OT thriller with Commodores, VU #6)</i>	
11.	7,721	Florida	1/28/95	(UA 72-66)	
				<i>(In-season back-to-back top 25 wins, UF #13)</i>	
12.	7,541	Kentucky	1/25/97	(UA 88-55)	
				<i>(Girl Scout and Springdale days)</i>	
13.	7,427	Kentucky	2/4/95	(UA 62-56)	
				<i>(Bloomer double-double)</i>	
14.	7,318	Miss. State	2/26/95	(UA 86-63)	
				<i>(Senior day and camper reunion day)</i>	
15.	7,160	S. Carolina	1/12/03	(UA 67-58)	
				<i>(UA rips #13 USC; begins best SEC start to date)</i>	
16.	7,122	Ole Miss	2/16/97	(UA 71-62)	
				<i>(Future WNBA coach of year Van Chancellor's last at Walton)</i>	
17.	7,121	Georgia	2/24/02	(UA 66-45)	
				<i>(Senior Day produces first home win over Georgia, UG #23)</i>	
18.	7,025	Colorado	11/21/95	(CU 73-71)	
				<i>(Preseason WNIT title game, CU #11)</i>	
19.	6,847	SW Missouri	12/10/95	(UA 65-58)	
				<i>(Another Ozark shootout runs UA mark to 9-1)</i>	
20.	6,819	Texas	1/8/91	(UA 76-61)	
				<i>(W.A.R. II night, UT #15, Barnhill high game)</i>	
21.	6,714	Kentucky	1/30/99	(UA 74-69)	
				<i>(Crowd lifts Arkansas to overtime win)</i>	
22.	6,698	Georgia	2/20/00	(UG 72-69)	
				<i>(#3 UG trails at halftime, escapes with win late)</i>	
23.	6,687	Tennessee	1/7/01	(UT 76-61)	
				<i>(Tennessee ranked #2, Arkansas rallies in second)</i>	
24.	6,680	Georgia	2/24/96	(UG 87-54)	
				<i>(Georgia ranked #2, clinches SEC title)</i>	
25.	6,549	Auburn	1/22/94	(AU 66-57)	
				<i>(Auburn ranked #23)</i>	
26.	6,335	Georgia	2/20/98	(UG 86-81)	
				<i>(Senior Night provides an overtime nail biter)</i>	
27.	6,330	S. Carolina	1/24/98	(UA 86-67)	
				<i>(Girl Scout Day and Parents Weekend)</i>	
28.	6,327	Texas	1/24/90	(UT 84-75)	
				<i>(W.A.R. I night, Texas ranked #5)</i>	
29.	6,234	Kentucky	2/6/00	(UA 83-70)	
				<i>(Elementary Day and National Bring a Kid to the Game)</i>	
30.	6,197	Vanderbilt	1/14/96	(VU 65-60)	
				<i>(First of two 1996 games with AP's #2 team)</i>	
31.	5,847	LSU	2/11/92	(UA 74-66)	
				<i>(Border W.A.R. night)</i>	
32.	5,839	Tennessee	2/20/05	(UT 84-71)	
				<i>(Tennessee ranked #6, but not highest ranked team at UA)</i>	
33.	5,579	Ole Miss	1/30/05	(UT 84-71)	
				<i>(SweatHawgs promotion, Ole Miss SEC west partner)</i>	
34.	5,536	Tennessee	12/17/98	(UT 82-62)	
				<i>(Holdslaw avenges loss in final game at UA)</i>	
35.	5,465	Ole Miss	2/24/01	(UA 82-64)	
				<i>(Senior Night, UA leads wire-to-wire to snap UM streak)</i>	



THE FUTURE PLANNERS COACHES OPPONENTS RECORDS HISTORY ARKANSAS

All-Time Box Score

ARKANSAS INDIVIDUAL HIGHS

PG	CATEGORY	FG	FGA	3P	3PA	FT	FTA	OR	DR	TOT	PF	PTS	A	TO	BLK	S	MIN
92	OVERALL RECORD	16	25	9	13	16	20	12	16	22	--	44	18	21	9	12	45
92	IN A HALF	10	16	6	9	12	13	--	--	14	--	28	--	--	--	--	--
93	SEC GAME	13	24	9	13	12	17	7	13	20	--	33	12	15	5	6	45
93	SEC IN A HALF	10	16	5	9	10	15	--	--	11	--	27	--	--	--	--	--
96	SEC TOURN. GAMES	16	23	4	13	10	10	--	--	12	--	40	12	7	4	6	40
103	WALTON ARENA	13	24	8	17	19	24	8	14	20	--	40	14	11	7	8	--
100	NCAA TOURN.	14	--	6	--	11	--	--	--	14	--	39	13	--	8	5	--
98	CLASS RECORDS																
	FRESHMAN	--	--	--	--	--	--	--	--	18	--	37	12	--	7	7	--
	SOPHOMORE	--	--	--	--	--	--	--	--	19	--	40	14	--	5	12	--
	JUNIOR	--	--	--	--	--	--	--	--	22	--	39	18	--	9	8	--
	SENIOR	--	--	--	--	--	--	--	--	20	--	44	11	--	6	10	--
FG PERCENTAGES				3PT PERCENTAGES				FT PERCENTAGES									
	OVERALL	Half (7/7) 100.0	Game (10/10) 100.0			OVERALL	Half (5/5) 100.0	Game (6/6) 100.0			OVERALL	Half (12/12) 100.0	Game (15/15) 100.0				
	SEC	Half (10/12) 83.3	Game (10/13) 76.9			SEC	Half (5/5) 100.0	Game (9/13) 69.2			SEC	Half (10/10) 100.0	Game (10/10) 100.0				
	SEC TOURN.	--	Game (16/23) 69.6			SEC TOURN.	--	Game (4/6) 66.7			SEC TOURN.	--	Game (10/10) 100.0				
	NCAA	--	Game (6/6) 100.0			NCAA	--	Game (6/8) 75.0			HOME	--	Game (10/10) 100.0				
											NCAA	--	Game (11/11) 100.0				

TEAM BOX SCORE

PG	CATEGORY	FG	FGA	3P	3PA	FT	FTA	OR	DR	TOT	PF	PTS	A	TO	BLK	S
94	OVERALL RECORD	51	97	15	29	38	54	37	--	74	34	115	34	45	12	26
94	IN A HALF	30	57	8	16	26	33	--	--	36	--	65/67	--	--	--	--
94	LOW OVERALL	8	41	0	0	2	2	--	--	--	--	28	--	4	--	--
94	LOW IN A HALF	3	21	0	0	0	2	--	--	--	--	11	--	--	--	--
95	SEC GAME	35	79	13	32	38	54	--	--	--	--	102	--	--	--	--
95	SEC IN A HALF	20	45	8	17	22	33	--	--	--	--	56	--	--	--	--
95	LOW SEC	12	41	0	5	2	4	--	--	--	--	36	--	--	--	--
95	LOW SEC IN A HALF	4	18	0	1	0	0	--	--	--	--	14	--	--	--	--
96	SEC TOURN. GAMES	39	77	8	21	29	33	17	27	45	27	94	21	22	5	13
96	LOW SEC TOURN.	16	52	1	8	8	11	7	12	27	11	44	7	4	0	3
103	WALTON ARENA (UA)	42	102*	15	32	33	43	28	34	67	29	110	29	27	10	25
100	NCAA TOURN.	43	76	10	20	19	27	--	--	41	--	105	29	28	9	14
100	LOW NCAA TOURN.	--	--	--	--	--	--	--	--	--	27	--	--	--	7	--
FG PERCENTAGES				3PT PERCENTAGES				FT PERCENTAGES								
	OVERALL	Half (18/20) 90.0	Game (32/48) 67.7			OVERALL	Half (7/8) 87.5	Game (5/5) 100.0			OVERALL	Half (19/19) 100.0	Game (21/22) 95.0			
	LOW	Half (3/26) 11.5	Game (8/41) 19.5			LOW	Half (0/X) 0.0	Game (0/10) 0.0			LOW	Half (1/6) 17.0	Game (2/8) 25.0			
	SEC	Half (18/26) 83.3	Game (10/13) 69.2			SEC	Half (5/5) 100.0	Game (7/8) 87.5			SEC	Half (14/15) 93.3	Game (15/16) 93.8			
	LOW	Half (5/37) 13.5	Game (12/48) 25.0			LOW	Half (0/10) 0.0	Game (0/12) 0.0			SEC TOURN.		Game 88.9			
	SEC TOURN.		Game 50.7			SEC TOURN.		Game 47.1			LOW		Game 55.6			
	LOW		Game 26.7			LOW		Game 7.1			UA WALTON		Game 93.8			
	UA WALTON		Game 61.8			UA WALTON		Game 87.5			LOW		Game 38.5			
	LOW		Game 28.8			LOW		Game 0.0			NCAA		Game 84.6			
	NCAA		Game 61.1			NCAA		Game 66.7			LOW		Game 27.3			
	LOW		Game 30.5			LOW		Game 16.7								

Annual Team Leaders

POINTS

2006-07	Lauren Ervin	395
2005-06	Dominique Washington	246
2004-05	Sarah Pfeifer	383
2003-04	Shameka Christon*	611
2002-03	Shameka Christon	496
2001-02	Shameka Christon	517
2000-01	Wendi Willits	430
1999-2000	Wendi Willits	451
1998-99	Wendi Willits	470
1997-98	Karyn Karlin	501
1996-97	Kimberly Wilson	434
1995-96	Kimberly Wilson	502
1994-95	Stephanie Bloomer	417
1993-94	Kimberly Wilson	384
1992-93	Shea Henderson	252
1991-92	Amber Nicholas	276
1990-91	Delmonica DeHorney*	583
1989-90	Delmonica DeHorney*	581
1988-89	Shelly Wallace	692
1987-88	Shelly Wallace	463
1986-87	Lanell Dawson	453
1985-86	Lanell Dawson	344
1984-85	Bettye Fiscus	554
1983-84	Amanda Holley	411
1982-83	Bettye Fiscus	476
1981-82	Bettye Fiscus	655
1980-81	Cheryl Orcholski	319
1979-80	Lita Stricklin	442
1978-79	Lita Stricklin	365
1977-78	Debbie Roe	300

REBOUNDS

2006-07	Lauren Ervin	319
2005-06	Melissa Hobbs	142
2004-05	Danielle Allen	166
2003-04	Shameka Christon	195
2002-03	Shameka Christon	194
2001-02	Shameka Christon	193
2000-01	Lonniya Bragg	221
1999-2000	Lonniya Bragg	204
1998-99	Lonniya Bragg	168
1997-98	Karyn Karlin	181
1996-97	Karyn Karlin	193
1995-96	Sytia Messer	177
1994-95	Stephanie Bloomer	225
1993-94	Yolanda Dickson	199
1992-93	Stephanie Bloomer	168
1991-92	Stephanie Bloomer	144
1990-91	Blair Savage	217
1989-90	Delmonica DeHorney	203
1988-89	Shelly Wallace*	381
1987-88	Shelly Wallace	329
1986-87	Bronwyn Wynn	121
1985-86	Sheila Burkes	194
1984-85	Monica Brown	106
1983-84	Amanda Holley	187
1982-83	Amanda Holley	212
1981-82	Bettye Fiscus	282
1980-81	Monica Van Parys	183
1979-80	Lita Stricklin	190
1978-79	Lita Stricklin	175
1977-78	Marsha Lackey-Vining	173

ASSISTS

2006-07	Brittney Vaughn	176
2005-06	Brittney Vaughn	120
2004-05	Kristin Peoples	96
2003-04	Rochelle Vaughn	156
2002-03	Lakishia Harper	150
2001-02	Amy Wright	205
2000-01	Amy Wright	198
1999-2000	Amy Wright	142
1998-99	Amy Wright	172
1997-98	Christy Smith	146
1996-97	Christy Smith	131
1995-96	Kimberly Wilson	127
1994-95	Christy Smith	133
1993-94	Shea Henderson	123
1992-93	Shea Henderson	68
1991-92	Amber Nicholas	89
1990-91	Amber Nicholas	180
1989-90	Amber Nicholas	169
1988-89	Donna Wilson	186
1987-88	Donna Wilson	146
1986-87	Tracy Webb	173
1985-86	Tracy Webb	86
1984-85	Tracy Webb	104
1983-84	Tracy Webb	61
1982-83	Cheryl Orcholski	101
1981-82	Doris Gaiser	61
1980-81	Leah Gordon	91
1979-80	Kathy Caton	72
1978-79	Kathy Caton	62
1977-78	Marsha Lackey-Vining	74

STEALS


2006-07	Brittney Vaughn	71
2005-06	Brittney Vaughn	43
2004-05	Rochelle Vaughn	63
2003-04	Rochelle Vaughn	57
2002-03	India Lewis	68
2001-02	India Lewis	72
2000-01	Amy Wright	54
1999-2000	Karyn Karlin	47
1998-99	Amy Wright	38
1997-98	Christy Smith	54
1996-97	Karyn Karlin	55
1995-96	Kelly Johnson	49
1994-95	Christy Smith	89
1993-94	Shea Henderson	74
1992-93	Shea Henderson	58
1991-92	Amber Nicholas	66
1990-91	Sally Moore	68
1989-90	Amber Nicholas	67
1988-89	Shelly Wallace	70
1987-88	Juliet Jackson	61
1986-87	Tracy Webb	95
1985-86	Tracy Webb	70
1984-85	Tracy Webb	68
1983-84	Amanda Holley	54
1982-83	Bettye Fiscus	57
1981-82	Bettye Fiscus	76
1980-81	Connie Fitzgerald	80
1979-80	Lita Stricklin	88
1978-79	Sandy Scranton	54

FIELD GOAL PCT.

(Min. 100 att.)		
2006-07	Laruen Ervin (158-279)	.566
2005-06	Whitney Jones (70-146)	.480
2004-05	Danielle Allen (120-257)	.467
2003-04	Ruby Vaden (98-174)	.563
2002-03	Ruby Vaden (94-207)	.454
2001-02	Shameka Christon (197-418)	.471
2000-01	Lonniya Bragg (138-252)	.548
1999-2000	Lonniya Bragg (127-214)	.594
1998-99	Lonniya Bragg (115-204)	.564
1997-98	Karen Jones (61-109)	.560
1996-97	Shaka Massey (119-231)	.515
1995-96	Shaka Massey (162-283)	.571
1994-95	Karen Jones (65-107)	.608
1993-94	Kelly Johnson (119-220)	.541
1992-93	Blair Savage (89-182)	.489
1991-92	Blair Savage (108-212)	.509
1990-91	Del. DeHorney (227-359)	.632
1989-90	Del. DeHorney (219-349)	.628
1988-89	Shelly Wallace (267-426)	.627
1987-88	Del. DeHorney (146-243)	.601
1986-87	Shelly Wallace (99-191)	.518
1985-86	Monica Brown (118-217)	.544
1984-85	Bettye Fiscus (219-439)	.500
1983-84	Bettye Fiscus (158-296)	.534
1982-83	Amanda Holley (183-344)	.532
1981-82	Kim Bunge (160-328)	.488
1980-81	Mary Munsch (100-211)	.474
1979-80	Lita Stricklin (179-352)	.508
1978-79	Lita Stricklin (109-229)	.475

FREE THROW PCT.

(Min. 50 att.)		
2006-07	Sarah Pfeifer (55-68)	.809
2005-06	Kristin Peoples (50-62)	.807
2004-05	Sarah Pfeifer (89-126)	.706
2003-04	S. Christon (126-166)	.759
2002-03	India Lewis (93-109)	.853
2001-02	India Lewis (62-74)	.838
2000-01	Wendi Willits (65-78)	.833
1999-2000	Wendi Willits (80-94)	.851
1998-99	Wendi Willits (70-87)	.805
1997-98	Christy Smith (119-143)	.832
1996-97	Kimberly Wilson (57-68)	.838
1995-96	Kimberly Wilson (67-78)	.859
1994-95	Christy Smith (134-149)**	.899
1993-94	Kelly Johnson (59-74)	.7972
1992-93	Angela Davis (60-73)	.822
1991-92	Amber Nicholas (49-56)	.875
1990-91	Amber Nicholas (53-66)	.803
1989-90	Amber Nicholas (46-53)	.868
1988-89	Shelly Wallace (158-220)	.718
1987-88	Robyn Irwin (58-83)	.699
1986-87	Tracy Webb (116-145)	.800
1985-86	Debra Williams (45-61)	.738
1984-85	Bettye Fiscus (61-83)	.735
1983-84	Cheryl Orcholski (49-58)	.845
1982-83	Bettye Fiscus (114-151)	.755
1981-82	Connie Fitzgerald (57-69)	.826
1980-81	Mary Munsch (48-66)	.727
1979-80	Lita Stricklin (84-135)	.622
1978-79	Donna Bucella (31-44)	.689



Kim Bunge

THREE-POINT PCT.


(Min. 40 att.)		
2006-07	D. Washington (64-173)	.370
2005-06	Kristin Peoples (27-61)	.443
2004-05	Sheree Thompson (30-92)	.326
2003-04	Shameka Christon (47-129)	.364
2002-03	Shameka Christon (29-81)	.358
2001-02	India Lewis (89-271)	.328
2000-01	Wendi Willits (87-215)	.405
1999-2000	India Lewis (66-166)	.398
1998-99	Wendi Willits (104-226)*	.460
1997-98	Wendi Willits (52-146)	.356
1996-97	Kimberly Wilson (57-153)*	.373
1995-96	Kimberly Wilson (89-192)	.464
1994-95	Kimberly Wilson (60-167)	.359
1993-94	Kimberly Wilson (61-161)	.379
1992-93	Angela Davis (12-34)*	.353
1991-92	Sha Hopson (19-43)	.442
1990-91	Amber Nicholas (41-86)	.477
1989-90	Amber Nicholas (31-71)	.437
1988-89	Amber Nicholas (18-46)	.391
1987-88	Lisa Martin (23-59)	.390
1986-87	Juliet Jackson (1-6)!	.167

!—Best on team

(Cumulative statistics for the 1976-77 and 1977-78 seasons are incomplete. Three-point goals began in women's collegiate basketball with the 1986-87 season.)

* -- Also led the conference

** -- Also led the nation




Kimberly Wilson

Conference, National Leaders

Individual -- NCAA Division I				
1995	Christy Smith, free throw %	89.9%	2002	India Lewis, 3pt made 89/2.8 per
			1999	Wendi Willits, 3pt % 46.0%
Team -- NCAA Division I				Wendi Willits, 3pt made 104/3.2 per
1991	Field Goal Pct.	52.3%	1996	Kimberly Wilson, 3pt % 46.4%
Individual -- SEC			1995	Christy Smith, free throw % 89.9%
2004	Shameka Christon, scoring	611 pts/21.8 ppg		

Team -- SEC		
2005	Steals	833/12.52 per
2000	3-Point Pct.	38.2%
1996	3-Point Pct. Defense	28.1%
1995	Free Throw Pct.	77.0%
1993	3-Point Pct. Defense	23.9%

Career Statistical Rankings



Bettye Fiscus

POINTS

NAME (CAREER)	YR	GP	PTS
1) Bettye Fiscus (81-85)	4	112	2,073
2) Shameka Christon (00-04)	4	123	1,951
3) Del. DeHorney (87-91)	4	115	1,785
4) Kimberly Wilson (93-97)	4	120	1,733
5) Shelly Wallace (85-89)	4	119	1,583
6) Wendi Willits (97-01)	4	131	1,574
7) Christy Smith (94-98)	4	111	1,459
8) Karyn Karlin (96-00)	4	111	1,441
9) Tracy Webb (83-87)	4	117	1,403
10) Dana Cherry (99-03)	4	130	1,389

REBOUNDS

NAME (CAREER)	YR	GP	REB
1) Shelly Wallace (85-89)	4	119	1,013
2) Bettye Fiscus (81-85)	4	112	785
3) Blair Savage (89-93)	4	114	771
4) Shameka Christon (00-04)	4	123	714
5) Stephanie Bloomer (91-95)	4	105	691
6) Monica Brown (83-87)	4	103	684
7) Amanda Holley (81-84)	3	94	683
8) Lonniya Bragg (97-01)	4	129	658
9) Karyn Karlin (96-00)	4	111	647
10) Del. DeHorney (87-91)	4	115	644
11) Kim Bunge (79-83)	4	114	636
12) Sheila Burkes (83-87)	4	115	615
13) Sytia Messer (95-99)	4	128	603
14) Dana Cherry (99-03)	4	130	563
15) Kelly Johnson (92-96)	4	113	534
16) Monica Van Parys (78-82)	4	103	527
17) Kimberly Wilson (93-97)	4	120	499
Karen Jones (94-98)	4	125	499
19) Erma Greer (82-85)	4	111	483
20) Yolanda Dickson (90-94)	4	97	459
21) Amber Nicholas (88-92)	4	117	428
22) Kristin Moore (01-05)	4	89	423
23) Rochelle Vaughn (02-06)	4	120	419
24) Tennille Adams (95-99)	4	127	396

THE NEXT TEN

11) Sytia Messer (95-99)	4	128	1,379
12) India Lewis (99-03)	4	128	1,308
13) Juliet Jackson (86-90)	4	120	1,213
14) Amber Nicholas (88-92)	4	117	1,209
15) Stephanie Bloomer (91-95)	4	105	1,159
16) Amanda Holley (81-84)	3	94	1,154
17) Monica Brown (83-87)	4	103	1,145
18) Cheryl Orcholski (80-84)	4	123	1,125
19) Kelly Johnson (92-96)	4	113	1,109
20) Blair Savage (89-93)	4	114	1,072

1,000 POINT CLUB


21) Kim Bunge (79-83)	4	114	1,047
22) Lonniya Bragg (97-01)	4	129	1,036

OVER 500

23) Rochelle Vaughn (02-06)	4	120	894
24) Lanell Dawson (85-87)	2	59	858
25) Shea Henderson (90-94)	4	92	807
26) Sarah Pfeifer (02-)	5	94	771
27) Karen Jones (94-98)	4	125	748
28) Sheila Burkes (83-87)	4	115	742
Lita Stricklin (78-80)	2	45	742
30) Amy Wright (98-02)	4	131	703
31) Monica Van Parys (78-82)	4	103	700
32) Kristin Peoples (03-06)	3	71	683
33) Shaka Massey (95-97)	2	60	676
34) Marsha Lackey-Vining (76-78)	2	39	642
35) Tennille Adams (95-99)	4	127	637
36) Lakishia Harper (99-03)	4	125	607
37) Robyn Irwin (86-89)	3	74	606
38) Connie Fitzgerald (79-83)	4	116	595
39) Christi Willson (87-91)	3	87	587
40) Ruby Vaden (02-05)	3	70	585
41) Allyson Twiggs (90-95)	4	104	571
42) Treva Christensen (94-99)	4	118	560
43) Yolanda Dickson (90-94)	4	97	558
44) Bronwyn Wynn (85-87)	2	61	538
45) Tammy Siefkes (79-81)	2	48	524

POSSIBLE ENTRY

Brittney Vaughn (04-)	3	99	432
Lauren Ervin (06-)	1	31	395




Shelly Wallace

25) Tracy Webb (83-87)	4	117	388
26) Joy Dillard (76-79)	3	53	381
27) Wendi Willits (97-01)	4	131	373
28) Lita Stricklin (78-80)	2	45	365
29) Lakishia Harper (99-03)	4	125	358
30) Sarah Pfeifer (02-)	5	94	354

POSSIBLE ENTRY

Lauren Ervin (06-)	1	31	319
--------------------	---	----	-----



Amy Wright

ASSISTS


NAME (CAREER)	YR	GP	AST.
1) Amy Wright (98-02) *	4	131	717
2) Amber Nicholas (88-92)	4	117	538
3) Christy Smith (94-98)	4	111	507
4) Tracy Webb (83-87)	4	117	444
5) Rochelle Vaughn (02-06)	4	120	421
6) Donna Wilson (87-89)	2	58	332
Kimberly Wilson (93-97)	4	120	332
8) Cheryl Orcholski (80-84)	4	123	323
9) Juliet Jackson (86-90)	4	120	313
10) Brittney Vaughn (04-)	3	99	296
11) India Lewis (99-03)	4	128	276
12) Christi Willson (87-91)	3	87	268
13) Lakishia Harper (99-03)	4	125	257
14) Shea Henderson (90-94)	4	92	252
15) Blair Savage (89-93)	4	114	233
16) Kristin Peoples (03-06)	3	71	229
17) Wendi Willits (97-00)	4	131	228
18) Sally Moore (89-91)	2	61	215
19) Doris Gaiser (81-85)	4	119	210
20) Sytia Messer (95-99)	4	128	208

FIELD GOALS

NAME (CAREER)	YR	GP	FGM
1) Bettye Fiscus (81-85)	4	112	794
2) Shameka Christon (00-04)	4	123	726
3) Del. DeHorney (87-91)	4	115	667
4) Shelly Wallace (85-89)	4	119	621
5) Kimberly Wilson (93-97)	4	120	616
6) Karyn Karlin (96-00)	4	111	553
7) Dana Cherry (99-00)	4	130	563
8) Tracy Webb (83-87)	4	117	509
9) Wendi Willits (97-01)	4	131	505
10) Juliet Jackson (86-90)	4	120	500

FIELD GOAL ATT.


NAME (CAREER)	YR	GP	FGA
1) Shameka Christon (00-04)	4	123	1,641
2) Bettye Fiscus (81-85)	4	112	1,591
3) Kimberly Wilson (93-97)	4	120	1,394
4) Wendi Willits (97-01)	4	131	1,260
5) Sytia Messer (95-99)	4	128	1,244
6) Dana Cherry (99-03)	4	130	1,212
7) Karyn Karlin (96-00)	4	111	1,180
8) Tracy Webb (83-87)	4	117	1,131
9) Juliet Jackson (86-90)	4	120	1,128
10) India Lewis (99-03)	4	128	1,120



Christy Smith

FIELD GOAL PCT.

NAME (CAREER)	FG/FGA	.PCT
1) Del. DeHorney (87-91)	667-1096	.609
2) Karen Jones (94-98)	238-408	.583
3) Shelly Wallace (85-89)	621-1074	.578
4) Lonniya Bragg (97-01)	405-727	.557
5) Shaka Massey (95-97)	281-514	.547
6) Lanell Dawson (85-87)	354-666	.535
7) Monica Brown (83-87)	473-912	.519
8) Sally Moore (89-91)	159-307	.518
9) Sha Hopson (90-92)	198-388	.510
10) Bronwyn Wynn (85-87)	209-414	.505
POSSIBLE ENTRY		
Lauren Ervin (06-)	158-279	.566



Delmonica DeHorney

* -- Amy Wright's 717 career assists also ranks sixth all-time in SEC history

Career Statistical Rankings

FREE THROWS

NAME (CAREER)	YR	GP	FTM
1) Bettye Fiscus (81-85)	4	112	485
2) Christy Smith (94-98) *	4	111	461
3) Del. DeHorney (87-91)	4	115	451
4) Tracy Webb (83-87)	4	117	384
5) Shelly Wallace (85-89)	4	119	341
6) Shameka Christon (00-04)	4	123	335
7) Karyn Karlin (96-00)	4	111	333
8) Sytia Messer (95-99)	4	128	329
9) Steph. Bloomer (91-95)	4	105	320
10) Dana Cherry (99-03)	4	130	293

* -- Ranks 10th in SEC history

THREE-POINT GOALS

NAME (CAREER)	YR	GP	3PM
1) Wendi Willits (97-01) *	4	131	316
2) Kimberly Wilson (93-97) **	4	120	267
3) India Lewis (99-03) **	4	128	267
4) Christy Smith (94-98)	4	111	156
5) Shameka Christon (00-04)	4	123	144
6) Rochelle Vaughn (02-06)	4	120	127
7) Amber Nicholas (88-92)	4	117	121
8) Sytia Messer (95-99)	4	128	112
9) Dominique Washington (05-07)	2	59	109
10) Kristin Peoples (03-06)	3	71	85

* -- Ranks second in SEC history

** -- Tied for sixth in SEC history

STEALS

NAME (CAREER)	YR	GP	ST
1) Tracy Webb (83-87)	4	117	293
2) Christy Smith (94-98)	4	111	239
3) Amber Nicholas (88-92)	4	117	220
4) India Lewis (99-03)	4	128	210
5) Rochelle Vaughn (03-06)	4	120	207
6) Shameka Christon (00-04)	4	123	206
7) Bettye Fiscus (81-85)	4	112	205
8) Connie Fitzgerald (79-83)	4	116	205
9) Juliet Jackson (86-90)	4	120	195
10) Amy Wright (98-02)	4	131	194

POSSIBLE ENTRY

Brittney Vaughn (05-) 3 99 145

FREE THROW ATT.

NAME (CAREER)	YR	GP	FTA
1) Del. DeHorney (87-91)	4	115	648
2) Bettye Fiscus (81-85)	4	112	622
3) Christy Smith (94-98)	4	111	551
4) Tracy Webb (83-87)	4	117	526
5) Shelly Wallace (85-89)	4	119	518
6) Shameka Christon (00-04)	4	123	488
7) Sytia Messer (95-99)	4	128	458
8) Steph. Bloomer (91-95)	4	105	454
9) Karyn Karlin (96-00)	4	111	453
10) Kim Bunge (79-83)	4	114	405

THREE-POINT ATTEMPTS

NAME (CAREER)	YR	GP	3PA
1) India Lewis (99-03) *	4	128	787
2) Wendi Willits (97-01) **	4	131	771
3) Kimberly Wilson (93-97)	4	120	673
4) Christy Smith (94-98)	4	111	465
5) Rochelle Vaughn (02-06)	4	120	456
6) Shameka Christon (00-04)	4	123	427
7) Sytia Messer (95-99)	4	128	412
8) Rochelle Vaughn (02-)	3	92	318
9) Dominique Washington (05-07)	2	59	306
10) Amber Nicholas (88-92)	4	117	291

* -- Ranks fourth in SEC history

** -- Ranks fifth in SEC history

BLOCKED SHOTS

NAME (CAREER)	YR	GP	BS
1) Del. DeHorney (87-91)	4	115	235
2) Shameka Christon (00-04)	4	123	162
3) Amanda Holley (81-84)	3	94	147
4) Stephanie Bloomer (91-95)	4	105	126
5) Kim Bunge (79-83)	4	114	116
6) Bronwyn Wynn (85-87)	2	58	81
7) Karyn Karlin (96-00)	4	111	79
8) Lauren Ervin (06-)	1	31	76
9) Robyn Irwin (86-89)	3	74	73
10) Shaka Massey (95-97)	2	60	70

FREE THROW PCT.

(Min. 100 FTA)

NAME (CAREER)	FG/FGA	.PCT
1) Amber Nicholas (88-92)	174-206	.847
2) Christy Smith (94-98)	461-551	.837
3) India Lewis (99-03)	213-259	.822
4) Wendi Willits (97-01)	248-302	.818
5) Kimberly Wilson (93-97)	234-287	.815
6) Kelly Johnson (92-96)	227-279	.814
7) Cheryl Orcholski (80-84)	221-275	.804
8) Bettye Fiscus (81-85)	485-622	.780
9) Mary Munsch (80-84)	104-135	.770
10) Angela Davis (91-93)	106-138	.768

THREE-POINT PCT.

(Min. 150 3PA)

NAME (CAREER)	FG/FGA	.PCT
1) Amber Nicholas (88-92)	112-291	.416
2) Wendi Willits (97-01)	316-771	.409
3) Kimberly Wilson (93-97)	267-673	.397
4) Lisa Martin (87-89)	66-179	.368
5) Dominique Washington (05-07)	109-306	.356
6) India Lewis (99-03)	267-787	.339
7) Shameka Christon (00-04)	144-427	.337
8) Christy Smith (94-98)	156-465	.336
9) Leslie Howard (05-07)	71-230	.309
10) Shanna Harmon (00-04)	77-261	.295

SCORING AVERAGE

NAME (CAREER)	GP	PTS	AVG
1) Bettye Fiscus (81-85)	112	2073	18.5
2) Marsha Lackey-Vining (76-78)	39	642	16.5
3) Lita Stricklin (78-80)	45	742	16.0
4) Shameka Christon (00-04)	123	1951	15.9
5) Del. DeHorney (87-91)	115	1785	15.5
6) Lanell Dawson (85-87)	59	858	14.5
7) Kimberly Wilson (93-97)	120	1733	14.4
8) Shelly Wallace (85-89)	119	1583	13.3
9) Karyn Karlin (96-00)	111	1441	13.0
10) Debbie Roe (76-78)	38	472	12.5

POSSIBLE ENTRY


Lauren Ervin (06-) 31 395 12.7

REBOUNDING AVERAGE

NAME (CAREER)	GP	REB	AVG
1) Shelly Wallace (85-89)	119	1013	8.5
2) Lita Stricklin (78-80)	45	365	8.1
3) Pat Keck (76-77)	16	126	7.9
4) Marsha Lackey-Vining (76-78)	39	297	7.6
5) Amanda Holley (81-84)	94	683	7.3
6) Joy Dillard (76-79)	53	381	7.2
7) Bettye Fiscus (81-85)	112	785	7.0
8) Blair Savage (89-93)	114	771	6.8
9) Monica Brown (83-87)	103	684	6.64
10) Steph. Bloomer (91-95)	105	691	6.58

POSSIBLE ENTRY

Lauren Ervin (06-) 31 319 10.3



The Face Behind the Record

3-Pointers -- Wendi Willits

Since the introduction of the bonus basket for women's basketball in 1986, there has never been an outside shooter like Fort Cobb, Okla., native Wendi Willits -- either at Arkansas or in the Southeastern Conference. Willits broke the Arkansas career records of Kimberly Wilson early in her senior year, finishing her career just shy of the SEC's all-time record held by LSU's Cornelia Gayden. Willits has several SEC seconds to Gayden. Her 104 treys as a sophomore was one short of the SEC mark, and she ranks second for threes in a SEC game. Both prolific and accurate, she is No. 2 in attempts and No. 2 in percentage for a career at Arkansas. In 1999, she was top five in the NCAA in both three-pointers per game and percentage, earning her the Ed Steitz Award as the nation's top female three-point shooter.

Records on Records

In the Arkansas record book, there are 71 overall individual and 52 class records.

MOST INDIV. RECORDS HELD:

Shelly Wallace, 12
Bettye Fiscus & Wendi Willits, 8
Delmonica DeHorney, Amy Wright & Christy Smith, 5

MOST CLASS RECORDS HELD:

Shelly Wallace, 8
Delmonica DeHorney & Bettye Fiscus, 7
Amy Wright, 5
India Lewis, 4

MOST INDIV. SEC GAME RECORDS HELD:

Christy Smith, 15
Shameka Christon, 13
Stephanie Bloomer, 7

MOST INDIV. SWC GAME RECORDS HELD:

Shelly Wallace, 24
Delmonica DeHorney, 10

OLDEST INDIVIDUAL RECORD:

Most field goal attempts in a game: 27 by Pat Keck vs. North Arkansas, 11/19/76

OLDEST CLASS RECORD:

Most sophomore rebounds in a game: 19 by Lita Stricklin vs. NE Okla., 1/20/79

The Face Behind the Record



Tracy Webb makes one of her Arkansas career record 293 steals. Webb also led her team in steals three of her four years at Arkansas.

Career Steals -- Tracy Webb

Batesville, Ark., native Tracy Webb stole more than the basketball during her four-year career. Aside from 293 basketballs, Webb stole the show and the hearts of Lady Back fans as one of the most popular on-the-court personalities of the mid-1980s. The first true point guard star, Webb finished her career holding almost all the Lady Razorback assist and steal records. She was the first Lady Back player to earn "first team" all-Southwest Conference honors, a distinction that began her senior season. She was also one of the first three Lady Backs named conference player of the week. Her junior-season team was the first in school history to earn a NCAA berth, and her senior-season team crushed the NWIT field by a 16-point average as she was named the tournament MVP.

Career Leader Statistics



SHAMEKA CHRISTON'S CAREER STATS

YEAR	GP-GS	FG-FGA	PCT.	3P-3PA	PCT.	FT-FTA	PCT.	REB	AVG	PF/D	A	TO	BLK	ST	PTS	AVG
00-01	32/24	117/289	.405	37/113	.327	56/72	.778	132	4.1	90/2	20	64	29	47	327	10.2
01-02	31/29	197/418	.471	31/104	.298	92/133	.692	193	6.2	74/0	25	60	52	61	517	16.7
02-03	32/32	193/434	.445	29/81	.358	81/117	.692	194	6.1	88/3	47	101	35	50	496	15.5
03-04	28/28	219/500	.438	47/129	.364	126/166	.759	195	7.0	81/3	49	91	46	48	611	21.8
TOTAL	123/113	726/1641	.442	144/427	.337	335/488	.687	714	5.8	333/8	141	316	162	206	1951	15.9



DELMONICA DeHORNEY'S CAREER STATS

YEAR	GP-GS	FG-FGA	PCT.	3P-3PA	PCT.	FT-FTA	PCT.	REB	RPG	PF-DQ	A	TO	BK	ST	PTS	PPG
87-88	28-22	146-243	.601	0-0	—	117-170	.688	167	6.0	98-9	6	50	54	30	409	14.6
88-89	26-4	75-145	.517	0-0	—	62-88	.705	94	3.6	78-4	14	28	28	4	212	8.2
89-90	29-28	219-349	.628	0-0	—	143-213	.671	203	7.0	97-7	24	57	83	21	581	20.0
90-91	32-32	227-359	.632	0-0	—	129-177	.729	177	5.5	77-2	13	72	70	31	583	18.2
TOTAL	115-86	667-1096	.609	0-0	—	451-648	.696	641	5.6	350-22	57	207	235	86	1785	15.5



BETTYE FISCUS' CAREER STATS

YEAR	GP-GS	FG-FGA	PCT.	3P-3PA	PCT.	FT-FTA	PCT.	REB	RPG	PF-DQ	A	TO	BK	ST	PTS	PPG
81-82	35-35	236-486	.486	n/a	—	183-229	.799	282	8.1	76-2	34	85	11	76	655	18.7
82-83	26-25	181-370	.489	n/a	—	114-151	.755	189	7.3	56-1	42	68	7	57	476	18.3
83-84	23-22	158-296	.534	n/a	—	72-94	.766	137	6.0	45-1	29	49	0	27	388	16.9
84-85	28-28	219-439	.500	n/a	—	116-148	.784	177	6.3	45-0	38	50	1	45	554	19.8
TOTAL	112-110	794-1591	.499	n/a	—	485-622	.780	785	7.0	222-4	143	252	19	205	2073	18.5



KARYN KARLIN'S CAREER STATS

YEAR	GP-GS	FG-FGA	PCT.	3P-3PA	PCT.	FT-FTA	PCT.	REB	RPG	PF-DQ	A	TO	BK	ST	PTS	PPG
96-97	28/25	121/244	.496	1/4	.250	76/102	.745	193	6.9	65/0	37	39	35	55	319	11.4
97-98	33/33	198/411	.482	0/0	.000	105/143	.734	181	5.5	83/1	35	65	24	49	501	15.2
98-99	18/18	109/232	.470	0/3	.000	70/93	.753	113	6.3	47/1	13	45	10	24	288	16.0
99-00	32/26	125/293	.427	1/3	.333	82/115	.713	160	5.0	78/0	36	55	10	47	333	10.4
TOTAL	111/102	553/1180	.469	2/10	.200	333/453	.735	647	5.8	273/2	121	204	79	175	1441	13.0




JULIET JACKSON'S CAREER STATS

YEAR	GP-GS	FG-FGA	PCT.	3P-3PA	PCT.	FT-FTA	PCT.	REB	RPG	PF-DQ	A	TO	BK	ST	PTS	PPG
86-87	32-4	74-179	.413	1-6	.167	21-34	.618	50	1.6	47-1	49	63	0	39	170	5.3
87-88	28-21	97-225	.431	3-14	.216	36-62	.581	63	2.3	57-1	77	83	1	61	233	8.3
88-89	30-29	171-335	.510	4-8	.500	45-74	.608	95	3.2	66-2	90	79	1	56	403	13.4
89-90	30-26	158-389	.406	4-19	.211	87-115	.757	114	3.8	97-7	97	59	0	39	407	13.6
TOTAL	120-80	500-1128	.443	12-47	.255	189-285	.663	322	2.7	267-11	313	284	2	195	1,213	10.1



SYTIA MESSER'S CAREER STATS

YEAR	GP-GS	FG-FGA	PCT.	3P-3PA	PCT.	FT-FTA	PCT.	REB	RPG	PF-DQ	A	TO	BK	ST	PTS	PPG
95-96	34/14	102/290	.352	26/100	.260	64/99	.647	177	5.2	65/2	39	90	6	45	294	8.7
96-97	28/24	94/259	.363	22/97	.227	58/83	.699	123	4.4	65/0	40	50	4	60	268	9.6
97-98	33/32	140/354	.396	37/121	.306	97/137	.708	141	4.3	93/4	78	94	10	39	414	12.6
98-99	33/26	133/341	.390	27/94	.287	110/139	.791	162	4.9	93/2	51	85	4	34	403	12.2
TOTAL	128/96	469/1244	.377	112/412	.272	329/458	.718	603	4.7	316/8	208	319	24	178	1379	10.8



AMBER NICHOLAS' CAREER STATS

YEAR	GP-GS	FG-FGA	PCT.	3P-3PA	PCT.	FT-FTA	PCT.	REB	RPG	PF-DQ	A	TO	BK	ST	PTS	PPG
88-89	30-3	79-178	.444	18-46	.391	26-31	.839	61	2.0	63-0	99	61	1	29	202	6.7
89-90	30-30	128-292	.438	31-71	.437	46-53	.868	131	4.4	69-4	169	116	3	67	333	11.1
90-91	32-32	152-308	.494	41-86	.477	53-66	.803	118	3.7	56-1	180	96	1	58	398	12.4
91-92	25-25	98-255	.384	31-88	.352	49-56	.875	118	4.7	60-2	89	100	1	66	276	11.0
TOTAL	117-90	457-1033	.442	121-291	.416	174-206	.845	428	3.7	248-7	537	373	5	220	1209	10.3



2004 SEC Player of the Year



Kodak All-America Honorable Mention

AP Associated Press
Third-Team All-America



Kodak All-America



Arkansas Career Record Holder
Wade Trophy Finalist



1997 SEC Freshman of the Year



Two-time all-SWC



Arkansas Career Record Holder



CoSIDA Academic All-America



NCAA Woman of the Year for State of Arkansas

Career Leader Statistics



CHRISTY SMITH'S CAREER STATS

YEAR	GP-GS	FG-FGA	PCT.	3P-3PA	PCT.	FT-FTA	PCT.	REB	AVG	PF/D	A	TO	BLK	ST	PTS	AVG
94-95	30/30	117/307	.381	40/113	.354	134/149	.899	76	2.5	60/1	133	134	2	89	408	13.6
95-96	22/22	111/276	.402	31/102	.304	110/138	.797	73	3.3	47/0	97	88	1	44	363	16.5
96-97	28/27	100/273	.366	45/134	.336	98/121	.810	68	2.4	57/0	131	82	1	52	343	12.3
97-98	31/31	93/255	.365	40/116	.345	119/143	.832	77	2.5	67/0	146	89	2	54	345	11.1
TOTAL	111/110	421/1111	.379	156/465	.336	461/551	.837	294	2.7	231/1	507	393	6	239	1459	13.1



SHELLY WALLACE'S CAREER STATS

YEAR	GP-GS	FG-FGA	PCT.	3P-3PA	PCT.	FT-FTA	PCT.	REB	AVG	PF/D	A	TO	BLK	ST	PTS	AVG
85-86	29-2	71-137	.518	n/a	—	40-64	.625	132	4.6	53-0	15	35	5	17	182	6.3
86-87	32-14	99-191	.518	n/a	—	48-94	.511	171	5.3	73-2	32	49	2	31	246	7.7
87-88	28-26	184-320	.575	0-0	—	95-140	.679	329	11.8	84-1	94	94	16	51	463	16.5
88-89	30-30	267-426	.627	0-0	—	158-220	.718	381	12.7	79-2	63	67	12	70	692	23.1
TOTAL	119-72	621-1074	.578	0-0	—	341-518	.658	1013	8.5	289-5	204	245	35	169	1583	13.5



TRACY WEBB'S CAREER STATS

YEAR	GP-GS	FG-FGA	PCT.	3P-3PA	PCT.	FT-FTA	PCT.	REB	AVG	PF/D	A	TO	BLK	ST	PTS	AVG
83-84	27-5	69-158	.437	n/a	—	75-109	.688	59	2.2	86-4	61	96	4	51	213	7.9
84-85	28-27	127-264	.481	n/a	—	102-142	.718	96	3.4	79-6	104	126	1	68	356	12.7
85-86	30-29	148-353	.419	n/a	—	91-130	.700	117	3.9	87-5	86	98	1	70	327	12.6
86-87	32-30	165-358	.461	1-7	.143	116-145	.800	116	3.6	73-5	173	135	0	95	447	14.0
TOTAL	117-91	509-1133	.449	1-7	.143	384-526	.730	388	3.3	325-20	424	455	6	284	1343	11.5



KIMBERLY WILSON'S CAREER STATS

YEAR	GP-GS	FG-FGA	PCT.	3P-3PA	PCT.	FT-FTA	PCT.	REB	RPG	PF-DQ	A	TO	BK	ST	PTS	PPG
93-94	29-13	134-330	.406	61-161	.379	55-69	.797	130	4.5	66-0	50	79	5	41	384	13.2
94-95	29-27	149-355	.420	60-167	.359	55-72	.764	120	4.1	61-0	52	84	4	33	413	14.2
95-96	34-34	173-343	.504	89-192	.464	67-78	.859	133	3.9	66-1	127	119	9	39	502	14.8
96-97	28-27	160-366	.437	57-153	.373	57-68	.838	116	4.1	69-1	103	86	3	42	434	15.5
TOTAL	120-101	616-1394	.442	267-673	.397	234-287	.815	499	4.2	262-2	332	368	21	155	1733	14.4



WENDI WILLITS' CAREER STATS

YEAR	GP-GS	FG-FGA	PCT.	3P-3PA	PCT.	FT-FTA	PCT.	REB	RPG	PF-DQ	A	TO	BK	ST	PTS	PPG
97-98	33/5	69/201	.343	52/146	.356	33/43	.767	66	2.0	31/0	40	41	1	23	223	6.8
98-99	33/32	148/322	.460	104/226	.460	70/87	.805	110	3.3	41/0	54	61	5	28	470	14.2
99-00	32/30	149/370	.403	73/184	.397	80/94	.851	96	3.0	48/1	74	66	9	23	451	14.1
00-01	33/30	139/367	.379	87/215	.405	65/78	.833	101	3.1	41/0	60	49	7	29	430	13.0
TOTAL	131/97	505/1260	.401	316/771	.410	248/303	.818	373	2.8	161/1	228	218	22	103	1574	12.0



AMY WRIGHT'S CAREER STATS

YEAR	GP-GS	FG-FGA	PCT.	3P-3PA	PCT.	FT-FTA	PCT.	REB	RPG	PF-DQ	A	TO	BK	ST	PTS	PPG
98-99	34/33	41/115	.357	7/35	.200	42/65	.646	62	1.8	81/2	172	113	5	38	131	3.9
99-00	32/30	47/123	.382	10/31	.323	40/59	.678	50	1.6	82/2	142	109	4	36	144	4.5
00-01	33/31	84/184	.457	9/30	.300	62/102	.608	106	3.2	75/0	198	124	12	54	239	7.2
01-02	32/31	64/196	.327	7/33	.212	76/117	.650	99	3.1	66/0	205	101	6	66	211	6.6
TOTAL	131/125	236/618	.382	33/129	.256	220/343	.641	317	2.4	304/4	717	447	27	194	725	5.5

AP Associated Press

Four-time All-America Honorable Mention



NCAA Woman of the Year
for State of Arkansas

SEC Freshman of the Year



Kodak All-America
Honorable Mention



First-team all-SWC



Arkansas Career Record Holder



Three-time all-SEC &
all-SEC freshman team
Led the SEC in 3pt pct. for 1996



Arkansas Career Record Holder
Led the SEC in 3pt pct. & 3pt made for 1999



Arkansas Career Record Holder

Arkansas' All-Americans

Associated Press All-America

- 2003-04 Shameka Christon, Third Team
- 1997-98 Christy Smith, honorable mention
- 1996-97 Christy Smith, honorable mention
- 1995-96 Christy Smith, honorable mention
- 1994-95 Christy Smith, honorable mention

Kodak All-America Honors

- 2003-04 Shameka Christon, honorable mention all-America; All-District III
- 1990-91 Delmonica DeHorney, All-America; All-District VI
- 1988-89 Shelly Wallace, honorable mention all-America; All-District VI

Other All-America Honors


- 2003-04 Shameka Christon
(Wooden Award All-American; finalist, Wade Trophy and Naismith awards; *Street & Smith's* high honorable mention preseason all-America; Wooden Award preseason all-America)
- 2002-03 Shameka Christon
(*Street & Smith's* high honorable mention preseason all-America; *Basketball Times* honorable mention all-America; Women's Basketball News Service All-America)
- 2001-02 Shameka Christon
(*Street & Smith's* honorable mention preseason all-America; *Basketball Times*, honorable mention all-America)
Amy Wright
(Women's Basketball News Service preseason)
- 1998-99 Karyn Karlin
(Women's Basketball News Service All-American, 2nd team)
- 1997-98 Christy Smith
(Women's Basketball News Service All-American, 2nd team; WBNS preseason all-American)
Karyn Karlin
(Women's Basketball News Service All-American, 3rd team)
- 1996-97 Christy Smith
(Women's BB News Service; Athlon Sports, Lindy's, 2nd team preseason all-American)
- 1995-96 Christy Smith
(ESPN Basketball Top 5; Women's Basketball News Service, 2nd team preseason all-America)
Sytia Messer & Shaka Massey
(PRIME Network Freshman All-America)
- 1994-95 Christy Smith
(Women's Basketball News Service, 2nd team; WBNS Freshman All-America, 1st team)
Kimberly Wilson & Stephanie Bloomer
(Women's Basketball News Service, preseason all-America)
- 1990-91 Delmonica DeHorney
(*USA TODAY* top 15; *Street & Smith's*, 1st team; *Dick Vitale's Basketball*, 2nd team)
Amber Nicholas
(*Street & Smith's BB Yearbook*, honorable mention).
- 1988-89 Shelly Wallace
(American Women's Sports Federation, 2nd team; *Street & Smith's*, honorable mention)
- 1987-88 Delmonica DeHorney
(American Women's Sports Federation, Freshman All-America Team)
- 1985-86 Lanell Dawson
(American Women's Sports Federation, Freshman All-America Team;
Women's Basketball Yearbook Freshman All-America, honorable mention)

CoSIDA Academic All-America

- 2005-06 Kristin Peoples, 3rd Team
- 2004-05 Kristin Peoples, national ballot
- 1990-91 Amber Nicholas, 2nd Team
- 1989-90 Amber Nicholas, 3rd Team


CoSIDA Academic All-District

- 2006-07 Sarah Pfeifer, 1st Team
- 2005-06 Kristin Peoples, 1st Team
- 2004-05 Kristin Peoples, 1st Team
Sarah Pfeifer, 2nd Team
- 1990-91 Amber Nicholas, 1st Team
Sally Moore, 2nd Team




SHAMEKA CHRISTON

2004 Associated Press
All-America Third Team
2004 Kodak All-America HM




CHRISTY SMITH

1995, 1996, 1997 & 1998
Associated Press All-America
Honorable Mention



SHELLY WALLACE

1989 Kodak All-America HM



DELMONICA DeHORNEY


1991 Kodak All-America

KRISTIN PEOPLES

2006 CoSIDA Academic All-America
Third Team

AMBER NICHOLAS

1990 & 1991
CoSIDA Academic All-America



All-Southeastern Conference

The all-Southeastern Conference team is selected by the league coaches and has changed twice in the recent seasons. Since the league's inception, the team was composed of a first- and second-team of ten players each. In 2003, only 10 players -- five first, five second -- were selected. In 2004, 16 players -- eight first and eight second -- were chosen, the format which continues today. Five freshmen are chosen to the all-freshman team (with the exception of 1999). In addition, the academic team for the SEC, the SEC Academic Honor Roll, is chosen each season. After 2001, the honor roll is one year out of sequence to allow seniors to earn fourth-year honors. Recent additions to the team structure were made in 2003 with the Community Service Team, 2004 with Scholar-Athlete of the Year and Defensive Player of the Year, 2006 saw the first Freshmen of the Week and 2008 a five-player all-defensive team.

2007

Lauren Ervin, second team
Sarah Pfeifer, Scholar-Athlete of the Year
Sarah Pfeifer, Community Service Team
Leslie Howard, academic honor roll
Sarah Pfeifer, academic honor roll
Brittney Vaughn, academic honor roll
2006
Rochelle Vaughn, Community Service Team
Kristin Peoples, academic honor roll
Melissa Hobbs, academic honor roll
Brittney Vaughn, academic honor roll
2005
Sarah Pfeifer, Scholar-Athlete of the Year
Sarah Pfeifer, Community Service Team
Sarah Pfeifer, academic honor roll
April Seggebruch, academic honor roll
Rochelle Vaughn, academic honor roll
Kristin Peoples, academic honor roll
Melissa Hobbs, academic honor roll
Adrienne Bush, academic honor roll

2004

Shameka Christon, Player of the Year & first-team
Kristin Peoples, freshman all-SEC & academic honor roll
Shanna Harmon, Good Works Team
Sarah Pfeifer, academic honor roll
April Seggebruch, academic honor roll
Rochelle Vaughn, academic honor roll
2003
Shameka Christon, second team, Good Works
Ruby Vaden, freshman all-SEC
India Lewis, academic honor roll
Shanna Harmon, academic honor roll
2002
Shameka Christon, second team
Dana Cherry, second team
Celia Anderson, academic honor roll
Wendi Willits, academic honor roll
Shanna Harmon, academic honor roll
2001
Shameka Christon, freshman all-SEC
Wendi Willits, academic honor roll
Celia Anderson, academic honor roll
2000
Wendi Willits, second team
Celia Anderson, academic honor roll
Karyn Karlin, academic honor roll
Brandi Whitehead, academic honor roll
Wendi Willits, academic honor roll
Amy Wright, academic honor roll
1999
Karyn Karlin, second team
Karyn Karlin, academic honor roll
Wendi Willits, academic honor roll
1998
Christy Smith, first team
Karyn Karlin, second team

Karyn Karlin, academic honor roll
Carrie Satterfield, academic honor roll
Christy Smith, academic honor roll
Tiffany Wright, academic honor roll
1997

Christy Smith, second team
Kimberly Wilson, second team
Karyn Karlin, SEC Freshman of the Year & freshman all-SEC

Kimberly Wilson, academic honor roll
Christy Smith, academic honor roll
Shaka Massey, academic honor roll
Carrie Parker, academic honor roll
Taqueta Roberson, academic honor roll
Tiffany Wright, academic honor roll
1996

Kimberly Wilson, second team
Shaka Massey, freshman all-SEC
Sytia Messer, freshman all-SEC
Christy Smith, academic honor roll
1995
Christy Smith, Freshman of the Year
2nd team all-SEC; consensus all-fresh.

Kimberly Wilson, second team
Stephanie Bloomer, second team
1994

Kimberly Wilson, freshman all-SEC
1993
Angela Davis, academic honor roll
Blair Savage, academic honor roll
1992
Amber Nicholas, academic honor roll
Blair Savage, academic honor roll

All-SEC Tournament

2003 Shameka Christon
2002 Shameka Christon



SEC Player of the Week

2007 Brittney Vaughn, Dec. 18
Donica Cosby, Nov. 27 (freshman)
2006 Whitney Jones, Dec. 1 (freshman)
2004 Shameka Christon, Jan. 19, Feb. 9 (co)
2003 Shameka Christon, Jan. 20
India Lewis, Dec. 2, 2002
2001 Wendi Willits, Jan. 25
2000 Karyn Karlin, Feb. 7
Dana Cherry, Dec. 13, 1999
1998 Christy Smith, Jan. 12
1995 Christy Smith, Jan. 30
1994 Kimberly Wilson, Rookie of the Week
1992 Sha Hopson, Jan. 16

Associated Press All-Southeastern Conference

Starting with the 1998 season, the Associated Press women's basketball writers voted all-Southeastern Conference team.

2004 Shameka Christon, Player of the Year & 1st team
2003 Shameka Christon, second team
India Lewis, third team
2002 Shameka Christon, Dana Cherry, hm
2001 Wendi Willits, third team
1999 Karyn Karlin, second team
1998 Christy Smith, first team

All-Southwest Conference

The all-Southwest Conference team selected by the league coaches was composed of five players from 1983-1986. Starting in 1987, two five-player teams were chosen. In 1988, an academic team, co-sponsored by GTE, was started.

1991 Delmonica DeHorney, 1st Team,
Player of the Year
Amber Nicholas, 1st Team, Academic Team
Blair Savage, 2nd Team
Sha Hopson, All-Newcomer Team
1990 Delmonica DeHorney, 1st Team,
Player of the Year
Juliet Jackson, 2nd Team
Amber Nicholas, 2nd Team, Acad. Team
Sue Pack, Academic Team
John Sutherland, Coach of the Year
1989 Shelly Wallace, 1st Team
Juliet Jackson, 2nd Team
John Sutherland, Coach of the Year
1988 Shelly Wallace, 1st Team
Delmonica DeHorney, 2nd Team,
Newcomer of the Year
Cindy Daley, Academic Team

1987 Tracy Webb, 1st Team
Monica Brown, 2nd Team
1986 John Sutherland, Coach of the Year
1985 Bettye Fiscus
1984 Amanda Holley
1983 Bettye Fiscus
1982 Bettye Fiscus, Kim Bunge

All-SWC Tournament

1991 Amber Nicholas, MVP
Delmonica DeHorney, Sha Hopson
1989 Shelly Wallace, Lisa Martin
1987 Tracy Webb, Bronwyn Wynn
1985 Bettye Fiscus
1984 Amanda Holley
1983 Bettye Fiscus

SWC Player of the Week

Player of the Week honors started in 1986-87.
1991 Delmonica DeHorney, Jan. 14, Feb. 21
Blair Savage, Dec. 17



1990 Delmonica DeHorney, Jan. 9, Feb. 6 (co-player), Feb. 27
Amber Nicholas, Feb. 13 (co-player)
Blair Savage, Jan. 23
1989 Shelly Wallace, Dec. 13, Dec. 20, Feb. 21
1988 Shelly Wallace, Feb. 16, Feb. 23, Mar. 7
1987 Bronwyn Wynn, Jan. 27
Tracy Webb, Feb. 17
Monica Brown, Feb. 24

SWC All-Decade Team

Selected on the 10th anniversary of women's championships in the Southwest Conference.

First Team Delmonica DeHorney
Second Team Bettye Fiscus

NCAA Woman of the Year

Started in 1991 to recognize female athletes, the NCAA Woman of the Year program showcases individuals who have been standouts in athletics, academics and community service.

The Lady Razorback basketball team has three university and statewide selections in the NCAA Woman of the Year program.

The University of Arkansas has produced 10 of the first 11 Women of the Year for the state, including the first top

10 national finalist for the state of Arkansas -- track and field all-American Jessica Dailey.

Each NCAA member institution selects its university-wide Woman of the Year. Those nominations are forwarded to the state level where a panel of journalists and NCAA officials vote to select a representative for the state at the national level. These 51 state Women of the Year are honored at the NCAA Woman of the Year banquet where a top



Amber Nicholas
1992 State Winner



Blair Savage
1993 State Winner



Christy Smith
1998 State Winner

10 and a single national Woman of the Year are chosen.

Other Lady Razorback Honors

NCAA Woman of the Year

Christy Smith, 1998

State of Arkansas and National Finalist

Blair Savage, 1993

State of Arkansas and National Finalist

Amber Nicholas, 1992

State of Arkansas and National Finalist

NCAA Postgraduate Scholarship

Amber Nicholas, 1992-93

Wade Trophy

Shameka Christon, 2004 finalist

Amber Nicholas, 1992 nominee

Delmonica DeHorney, 1991 finalist

Bettye Fiscus, 1985 finalist

Naismith Award

Shameka Christon, 2003 ballot, 2004 finalist

Christy Smith, 1997 ballot

Christy Smith, 1996 finalist

Delmonica DeHorney, 1991 finalist

Wooden Award

Shameka Christon, 2004 finalist

Ed Steitz Award

Wendi Willits, 1999

ESPN Three-Point Contest

Wendi Willits, 2001

Sports Illustrated

Player of the Week

Delmonica DeHorney, March 1, 1990

National Coach of the Year

Gary Blair, Basketball Times, 1995

Women's BB News Service, 1995

USA Basketball Team Trials

Ruby Vaden, 2003

Danielle Allen, 2003

Shameka Christon, 2001, 2002

Christy Smith, 1997

Shaka Massey, 1996

USA Junior National Team

Shameka Christon, 2001 (FIBA Jr World Bronze Medal)

USA Young Women's Team

Ruby Vaden, 2003 team alternate

Shameka Christon, 2002 (COPABA Gold Medal)

World University Games

Christy Smith, 1997, Gold Medalist

Jones Cup

Gary Blair, 1996, Assistant Coach

Olympic Festival Team

Gary Blair, 1996, North team, head coach

Christy Smith, 1995, North team

Sha Hopson, 1991, South team

US Select Team Trials

Marsha Lackey-Vining, 1978

Debbie Roe, 1978

Bell Atlantic Scholar-Athlete Award

Amber Nicholas, 1990

Entergy Postgraduate Scholarship

Blair Savage, 1993

WBCA/Honda All-Star Challenge

Christy Smith, 1998 (Selected, did not play due to F4)

Athletes in Action (College)

Sytia Messer, 1997 (Europe)

Kimberly Wilson, 1995 (Africa)

Cheryl Orcholski, 1983 (S. America)

John Sutherland, 1983

(Asst. Coach, Asia)

Athletes in Action (Pro)

Karyn Karlin, 2000 & 2001

(USA Tour Team)

Christy Smith, 2000, 1998 (USA Tour Team)

Sytia Messer, 1999 (USA Tour Team)

Athletic Int'l Ministries

Karyn Karlin, 1999, Collegiate Athlete of the Year

Christy Smith, 1998, Collegiate Athlete of the Year



WNBA Camp

Shameka Christon, 2004

Amy Wright, 2002

Wendi Willits, 2001

Karyn Karlin, 2000

Christy Smith, 1998

Kimberly Wilson, 1997

Lady Razorbacks in the Pros

Rochelle Vaughn, Dallas Lady Diesel (WBCBL), 2006

Shameka Christon, New York Liberty (WNBA), 2004-
(5th pick overall; 1st round, 2004 draft)

Shameka Christon, Rivas Futura (Spain) 2006

Shameka Christon, Elizur Ramla (Israel D. I), 2004-05

Dana Cherry, Charlotte Sting (WNBA)

(23rd pick overall; 2nd round, 2003 draft)

India Lewis, BL Levy (Holland), 2004

Treva Christensen, Insolo (Finland), 2002

Amy Wright, Detroit Shock (WNBA), 2002 camp

Karyn Karlin, Miami Sol (WNBA), 2002 camp

Wendi Willits, Los Angeles Sparks (WNBA), 2001

(Free agent)

Karyn Karlin, Birmingham Power (ABL), 2002

Celia Anderson, Alexander the Great (Greece), 2001

Karyn Karlin, BC Nokia (Finland), 2001

Karyn Karlin, Calais (France), 2001

Shaka Massey, Charlotte Sting (WNBA), 2000

(59th pick overall; 4th round, 2000 draft)

Christy Smith, Charlotte Sting (WNBA), 1998 & 1999

(17th pick overall; 2nd round, 1998 draft)

Delmonica DeHorney, Japan Air Lines, 1991

Cheryl Orcholski, Columbus Minks (WBA), 1984

(40th pick of 1984 draft)



Lady Razorbacks in the Pros



Shameka Christon
New York Liberty
2004 WNBA Rookie Team

Rookie Impact

All three of Arkansas' former standouts who made WNBA rosters have helped their teams into the WNBA Playoffs during their rookie seasons. Shameka Christon was part of the turnaround in New York as the Liberty made the WNBA Playoffs in 2004 and Christon was named to the WNBA Rookie Team. Christy Smith went from Final Four to WNBA Playoffs in the same year while Wendi Willits was a member of the LA Sparks' first WNBA Championship.

In the past seasons, Arkansas has sent six of its star players into the professional ranks, with three of the most notable standouts helping their teams reach the WNBA playoffs during their rookie seasons.

Shameka Christon is the latest Lady'Back in the WNBA, and the former SEC Player of the Year became the highest drafted women's basketball player in Arkansas history when she was taken fifth overall in the first round by the New York Liberty. Playing in 33 of 34 regular-season games as a contributor from the bench, Christon helped the Liberty to a second-place finish in the Eastern Division in 2004.

Former Lady'Back Wendi Willits came home in 2001 with a World Championship ring as a member of the Los Angeles Sparks. Willits became the second Lady'Back to make a WNBA regular-season roster. Signed by the Sparks as a free agent, Willits survived the preseason games and graduation to make the opening day roster for L.A.

It was ironic that Willits' Sparks knocked off her former Arkansas' teammate's old WNBA team.

Christy Smith became the first Lady Razorback to play in the WNBA in 1998. She was the only WNBA player to go from the 1998 Women's Final Four to the 1998 WNBA Playoffs.

Her pro career in 1998 resembled her college days at Arkansas. Drafted 17th overall as the second-round pick of the Sting, Smith started the first 13 games of the WNBA season. Her rookie season looked promising until a broken right pinkie sidelined her for six games. She came back to start the season finale for the Sting, and played in the Stings' playoff series with eventual WNBA champion Houston.

In 2002, there were four former Lady'Backs in WNBA camps. Joining Willits were three free agents, Amy Wright with the Detroit Shock and Karyn Karlin and Shaka Massey with the Miami Sol.

After the 2003 season, Dana Cherry joined Arkansas' WNBA draft list. While union negotiations prevented a draft camp, Cherry impressed the scouts during her senior season to become the 23rd player taken in the 2003 draft, selected by the Charlotte Sting.

Cherry's teammate India Lewis took her three-point shooting skills to The Netherlands to play for BV Lavy in Amsterdam in 2003 and 2004.

The Lady'Backs weren't limited to the WNBA. Karyn Karlin had the chance to play with three pro teams in the year prior to her 2002 training camp appearance with the Sol -- the Finnish league before being picked up by Calais in the French league then on to the Birmingham Power of the National Women's Basketball League.

Celia Anderson signed to play with the Alexander the Great team based in Thessaloniki. Despite being the shortest American post in the league, Anderson led the Greek pro circuit in rebounding during the 2002 season. She has returned to Arkansas to pursue a master's degree.

Another member of the Final Four team, Treva Christensen saw action in the Finnish league in 2002 for the Insolo team.

Former Kodak All-American Delmonica DeHorney played for Japan Air Lines for a season after she led the Lady'Backs to the NCAA West Regional Finals in 1990 and the Sweet 16 in 1991. DeHorney also played pro ball briefly in France.

Smith was the second Lady'Back to participate in the WNBA predraft camp. Her former teammate, Kimberly Wilson, worked out during the first-ever predraft camp in 1997. Smith also holds the distinction of being the second Lady'Back drafted by an American pro league. Cheryl Orcholski was drafted by the Columbus Minks of the old Women's Basketball Association.



Wendi Willits
Los Angeles Sparks
2001 WNBA Champions



Christy Smith -- Charlotte Sting
1998 WNBA Playoffs

All-Tournament Team Selections

2006-07 Hawaiian Airlines Rainbow Wahine Classic
Donica Cosby, all-tournament

2005-06 Florida International Holiday Classic
Kristin Moore, Rochelle Vaughn, all-tournament

2004-05 Flint Hills Resources Holiday Classic
Kristin Peoples, all-tournament

2003-04 LMU Thanksgiving Classic
Shameka Christon, MVP;
Rochelle Vaughn, all-tournament

2002-03 Paradise Jam
India Lewis, Shameka Christon, all-tournament
Gene Hackerman (Rice)
India Lewis, MVP
Shameka Christon, all-tournament


2000-01 Rainbow Wahine Invitational
Wendi Willits, Lonniya Bragg, all-tournament

1999-2000 Princeton Invitational
India Lewis, all-tourn.; Wendi Willits, MVP


1998-99 Four in the Fall (WBCA)
Karyn Karlin, all-tournament
Arkansas Invitational
Wendi Willits, all-tourn.; Karyn Karlin, MVP
Lady Griz Holiday Classic (Montana)
Kamara Stancle, all-tourn.; Karyn Karlin, MVP
Women's NIT
Sytia Messer, all-tourn.; Lonniya Bragg, MVP

1997-98 Arkansas Dial Classic VII
Sytia Messer, all-tourn.; Karyn Karlin, MVP
NCAA West Regional
Christy Smith, Treva Christensen, all-tourn.
Sytia Messer, MVP

Many tournament records from the early NCAA and AIAW eras are incomplete. If you are a former Lady Razorback and know of additions or corrections for this list, please contact Bill Smith.



Sytia Messer



Juliet Jackson

1996-97 Kona Classic
Karyn Karlin, Sytia Messer, all-tournament
Arkansas Dial Classic VI
Kim Wilson, Shaka Massey, all-tourn.;
Christy Smith, MVP

1995-96 Women's Pre-Season NIT
Christy Smith, Kimberly Wilson, all-tournament
Arkansas Dial Classic V
Kimberly Wilson, Kelly Johnson, all-tourn.;
Christy Smith, MVP
Dr. Pepper Holiday Classic (Baylor)
Kimberly Wilson, all-tourn.; Kelly Johnson,
Hustle award; Christy Smith, MVP
National Women's Inv. Tournament
Kimberly Wilson, all-tournament

1994-95 United States Olympic Festival
Christy Smith, all-tournament
Seven-Up/Desert Classic (UNLV)
Stephanie Bloomer, all-tournament
Kimberly Wilson, all-tournament & MVP
Arkansas Dial Classic IV
Kim Wilson, Christy Smith, all-tournament
Kelly Johnson, MVP
FIU Sun & Fun Tournament
Stephanie Bloomer, all-tournament

1993-94 Rainbow Wahine Classic
Stephanie Bloomer, all-tournament
Arkansas Dial Classic III
Stephanie Bloomer, all-tourn.;
Shea Henderson, MVP

1992-93 Arkansas Dial Classic II
Angela Davis, Blair Savage, all-tourn.;
Shea Henderson, MVP

1991-92 Arkansas Dial Classic
Angela Davis, Blair Savage, Amber
Nicholas, all-tournament; Nicholas, MVP
Lady Cougar Invitational (Houston)
Sha Hopson, all-tournament

1990-91 Arkansas Thanksgiving Tournament
Delmonica DeHorney, Amber Nicholas,
Christi Willson, all-tourn.; DeHorney, co-MVP
Washington State Dial Classic
Amber Nicholas, Delmonica DeHorney,
Blair Savage, Sally Moore, all-t.; Nicholas, MVP
Bell Atlantic Holiday (Rutgers)
Amber Nicholas, all-tournament
NCAA Midwest Regional
Delmonica DeHorney, all-tournament

1989-90 Arkansas Thanksgiving Tournament
Juliet Jackson, Sally Moore, Blair Savage,
all-tournament; Jackson and Moore, co-MVP
Arizona State Dial Classic
Juliet Jackson, Delmonica DeHorney,
all-tournament; Amber Nicholas, MVP
NCAA West Regional
Delmonica DeHorney, all-tournament

1988-89 Auburn Dial Classic
Shelly Wallace, all-tournament
Ladyjack (SFA) Dial Classic
Shelly Wallace, all-tournament

1986-87 BG (Bowling Green) Invitational
Lanell Dawson, all-tournament


1985-86 Lady Rebel (Ole Miss) Dial Classic
Debra Williams, all-tournament
National Women's Inv. Tournament
Lanell Dawson, Monica Brown, all
tournament; Tracy Webb, MVP

1983-84 Minnesota Dial Classic
Bettye Fiscus, Amanda Holley

1982-83 Lady Razorback Invitational
Bettye Fiscus, MVP

1981-82 Lady Razorback Invitational
Bettye Fiscus, MVP
Northern Lights Invitational
Bettye Fiscus, all-tournament

1980-81 Lady Razorback Invitational
Kim Bunge, MVP



THE FUTURE PLAYERS COACHES OPPONENTS RECORDS HISTORY ARKANSAS

Year-by-Year Records

Year	OVERALL				SOUTHEASTERN				SOUTHWEST				Postseason
	All Games	Home	Road	Neu.	Place	All	Home	Road	Place	All	Home	Road	
Ogle 76-77	10-6	6-0	4-5	0-1									
77-78	14-9	8-1	5-5	1-3									
Henn 78-79	7-13	4-3	2-7	1-3									
79-80	15-10	7-3	7-4	1-3									SWAIAW Regional
80-81	11-18	7-6	1-9	3-3									SWAIAW Regional
Willis 81-82	26-10	12-0	6-7	8-3									AIWA Sweet 16
82-83	21-8	9-0	7-8	5-0					2nd	6-2	4-0	2-2	
83-84	20-9	11-2	6-6	3-1					3rd	11-5	7-1	4-4	
Sutherland 84-85	20-8	12-2	6-4	2-2					3rd	11-5	6-2	5-3	
85-86	22-8	11-1	9-6	2-1					2nd	13-3	7-1	6-2	NCAA First Round
86-87	20-12	10-1	6-8	4-3					2nd	12-4	7-1	5-3	NWIT Champion
87-88	13-15	9-4	3-9	1-2					4th	8-8	5-3	3-5	
88-89	22-8	9-2	10-4	3-2					2nd	13-3	7-1	6-2	NCAA First Round
89-90	25-5	11-3	12-1	2-1					1st	15-1	7-1	8-0	NCAA Elite 8
90-91	28-4	14-0	9-3	5-1					1st	15-1	8-0	7-1	NCAA Sweet 16
91-92	11-14	9-3	1-10	1-1	11th	3-8	3-2	0-6					
92-93	13-14	10-4	3-9	0-1	18th	4-7	3-3	1-4					
Blair 93-94	15-14	9-4	4-9	2-1	8th	3-8	2-3	1-5					
94-95	23-7	10-2	8-3	5-2	14th	7-4	4-2	3-2					NCAA Second Round
95-96	21-13	14-4	5-6	2-3	10th	3-8	3-3	0-5					NWIT Fourth Place
96-97	18-10	12-3	3-6	3-1	7th	5-7	4-2	1-5					
97-98	22-11	10-3	6-5	6-3	16th	7-7	4-3	2-5					NCAA Final Four
98-99	20-14	15-4	3-8	2-2	11th	5-9	3-4	2-5					WNIT Champion
99-00	17-15	12-5	4-8	1-2	10th	4-10	4-3	0-7					WNIT Semifinals
00-01	20-13	9-3	5-7	6-3	16th	6-8	4-3	2-5					NCAA Second Round
01-02	20-12	12-2	4-8	4-1	7th	7-7	6-1	2-5					NCAA Second Round
02-03	22-11	12-2	5-6	5-3	7th	7-7	6-1	1-6					NCAA Second Round
Gardner 03-04	16-12	7-4	7-7	2-1	9th	5-9	3-4	2-5					
04-05	17-14	10-4	3-8	4-2	11th	3-11	3-4	0-7					WNIT Second Round
05-06	13-15	9-4	2-10	2-1	18th	5-9	4-3	1-6					
06-07	18-13	7-6	9-5	2-2	10th	3-11	1-6	2-5					
	559-345	307-85	165-201	88-58		77-130	57-47	20-83		104-32	58-10	46-22	
	All Games	Home	Road	Neutral		SEC	Home	Road		SWC	Home	Road	
TOTAL	904	392	366	144		207	104	103		136	68	68	
WIN %	(.618)	(.792)	(.443)	(.611)		(.372)	(.548)	(.194)		(.765)	(.853)	(.676)	

Past Coaching Records



COACH	TENURE	YRS	GAMES	W-L	PCT	CONF.	PCT.	LEAGUE
Sharon Ogle	1976-78	2	39	24-15	.615	n/a	---	
Joan Henn	1978-81	3	74	33-41	.446	n/a	---	
Matilda Willis	1981-84	3	94	67-27	.713	17-7	.708	SWC
John Sutherland	1984-93	9	262	174-88	.664	87-25	.777	SWC
						7-15	.318	SEC
Gary Blair	1993-2003	10	318	198-120	.623	54-75	.419	SEC
Susie Gardner	2003-2007	4	118	64-54	.542	16-40	.286	SEC

Coming Home

Becoming the seventh head coach in Lady Razorback history, Tom Collen also became the second former University of Arkansas assistant coach to take the job as the head hog. John Sutherland was promoted in 1984.

Collen had an extremely successful run as the recruiting coordinator for Gary Blair in the mid-1990s. He was also the first-ever assistant head coach for the Lady'Back basketball team.



Year 1



1976-77

Front row, from left: Jeanette Cowherd, Deborah Cooper, Camille Yancey, Carol Ann Riggs, Joanie Johnston, Karen Osborne, Pat Keck; **back row, from left:** trainer Jerry Cohen, Debbie Roe, Marsha Lackey-Vining, Joyce Underdown, Joy Dillard, Celeste Holman, Tami Thompson, Deanna Barnes, manager Gail Saulsbury, head coach Sharon Ogle.


1976-77

Overall: 10-6

Home: 6-0; **Road:** 4-5; **Neutral:** 0-1

		UA	OPP	W/L
F, 11-19	North Arkansas CC!	67	70	L
W, 12-1	at John Brown	92	87	W
Sa, 12-4	at Bartlesville Wesleyan	68	19	W
Sa, 12-11	John Brown	76	57	W
Sa, 1-15	at Tulsa	47	55	L
Sa, 1-22	NE Oklahoma St.	62	61	W
F, 1-28	at Cottey College	73	44	W
Sa, 1-29	at SW Missouri St.	56	46	W
M, 1-31	at North Ark. CC	65	67	L
W, 2-2	Carl Albert CC	50	41	W
F, 2-4	at NE Oklahoma St.	54	63	L
Sa, 2-5	at Oral Roberts	37	69	L
M, 2-7	Arkansas Tech	53	49	W
Th, 2-10	at Arkansas Tech	51	54	L
Sa, 2-19	Bartlesville Wesleyan	108	29	W
Sa, 2-26	Tulsa	59	48	W

! — Basketball Festival, West Fork, Ark.



First home games at Barnhill Arena

Year 2



1977-78

Front row, from left: Tamera Scherm, Mary Lynn Ederington, Peggy Price, Jeanette Cowherd, Carol Ann Riggs, Marsha Lackey-Vining, Camille Yancey; **back row:** manager Dianne Lewis, Sheila Burns, Kathy Rowland, Sherry Smith, Joy Dillard, Betsy Broyles, Debbie Roe, Melanie Browder, head coach Sharon Ogle, trainer Jerry Cohen.

1977-78

Overall: 14-9

Home: 8-1; **Road:** 5-5; **Neutral:** 1-3

		UA	OPP	W/L
F, 11-18	Ark. St.-Beebe!	62	58	W
Sa, 11-19	Eastern Oklahoma!	90	98	L
Tu, 11-22	at Tulsa	68	50	W
Th, 12-1	at John Brown	75	46	W
Tu, 12-6	at Pittsburg St.	67	52	W
F, 12-9	at UALR	74	54	W
Sa, 12-10	at Arkansas St.	59	67	L
W, 12-14	at Oklahoma	51	80	L
M, 1-9	at Oklahoma St.	53	56	L
Sa, 1-21	John Brown	70	57	W
Tu, 1-24	at NE Oklahoma St.	47	56	L
Th, 1-26	Tulsa	69	49	W
Tu, 1-31	at Arkansas Tech	65	74	L
Th, 2-2	Cottey College	97	29	W
Sa, 2-4	NE Oklahoma St.	72	60	W
Tu, 2-7	SW Missouri St.	66	35	W
F, 2-10	Baylor#	62	71	L
F, 2-10	Lamar#	50	55	L
Th, 2-16	Oral Roberts	71	88	L
Sa, 2-18	Oklahoma St.	55	47	W
Tu, 2-21	Arkansas Tech	61	51	W
F, 2-24	at Central Ark.	65	59	W
Th, 2-28	Arkansas St.	70	67	W

! — Basketball Festival, West Fork, Ark.

— Houston Tournament, Houston, Texas

Coach


Sharon Ogle

2 years, 24-15

1976-1978

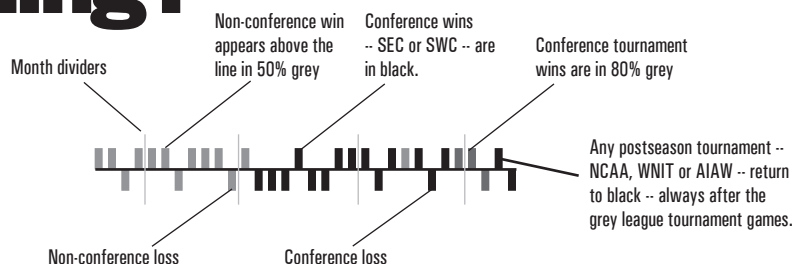
Tasked with starting the women's basketball team, Ogle in fact was restarting a program that existed briefly at the end of the 1960s as an "extramural" team.

Aside from a continuous history of teams the following 30 years, the differences that set the 1976-77 team apart from previous squads to become the first varsity team were the official sanction of the Women's Athletics Department, membership in the AIAW -- the national women's collegiate rules body of the period -- and scholarship, albeit partial scholarships. Ogle also signed the first recruited athletes for women's basketball the next season.



What is that thing?

The graphs that appear next to each year of the program are sparklines that show in a single visual image the course of the season. Wins are above the line, losses below, with conference games set off from the regular season. These mini-graphics allow for comparing year-to-year easier, and illustrates runs and monthly performances clearer.



Year 3



1978-79

Unfortunately, the WCO does not have a team photo of the 1978-79 team, only this newspaper clipping of a team photo. The members of the 1978-79 team were: Betsy Broyles, Donna Buccella, Kathy Caton, Trisha Cooper, Sharon Delph, L'Anna Howard, Marsha Johnson, Peggy Price, Debbie Roe, Sandy Scranton, Lita Stricklin, Monica Van Parys. The head coach was Joan Henn with assistant coach Judy Grayston. If any former players have a copy of the team photograph, we would like to copy it for our records. Please contact Bill Smith at the Women's Communications Office.

1978-79


Overall: 7-13

Home: 4-3; Road: 2-7; Neutral: 1-3

	UA	OPP	W/L
Tu, 11-21 at Tulsa	79	76	W
Tu, 11-28 at John Brown	55	47	W
Th, 11-30 at #18 Louisiana Tech	28	82	L
F, 12-1 Mississippi College!	47	86	L
Tu, 12-5 at Oklahoma St.	50	60	L
Sa, 12-16 John Brown	73	48	W
M, 1-8 Arkansas Tech	55	58	L
Tu, 1-9 Pittsburg St.	58	50	W
Tu, 1-16 Tulsa	66	47	W
Sa, 1-20 at NE Oklahoma St.	64	79	L
Th, 1-25 at Arkansas St.	47	55	L
Th, 2-1 at SW Missouri St.	58	67	L
Sa, 2-3 at Oral Roberts	46	63	L
F, 2-9 Houston#	40	69	L
Sa, 2-10 Prairie View#	48	45	W
Sa, 2-10 Southern#	52	63	L
W, 2-14 NE Oklahoma St.	63	69	L
Tu, 2-20 Oklahoma	53	65	L
Th, 2-22 at Memphis St.	66	86	L
W, 2-28 Arkansas St.	52	37	W

! — at Ruston, La.


— City of Houston Tournament, Houston, Tex.




Monica Van Parys

By virtue of the shorter seasons, Arkansas' early teams own records that may never be broken. For example, the 1978-79 team allowed the fewest points (1,242) in a season, but also scored the fewest points (1,100).

Cheryl Orcholski



Year 4



1979-80

Front row, from left: Trisha Cooper, Lita Stricklin, Monica Van Parys, Kim Bunge, Patrice Gillenwater, Tammy Siefkes, Connie Fitzgerald; back row; Peggy Price, manager; Kristy Weathers, manager; Sandy Scranton, Leah Gordon, George Ana Clark, Ann Keenan, assistant coach; Joan Henn, head coach; Kathy Caton, Marsha Johnson, Lisa Harris, Kelly Lipe, Nancy Stevens, trainer.

1979-80

Overall: 15-10

Home: 7-3; Road: 7-4; Neutral: 1-3

	UA	OPP	W/L
F, 11-16 Missouri Southern	53	45	W
M, 11-19 Iowa St.	56	39	W
W, 11-28 at Crowder Col.	63	51	W
Sa, 12-1 Rice	53	35	W
Th, 12-6 Rice!	56	51	W
Sa, 12-8 Texas Southern!	47	70	L
W, 12-12 Texas A&I!	71	54	W
Sa, 12-15 NE Oklahoma St.	62	58	W
Sa, 1-5 at Pittsburg St. (OT)	60	59	W
F, 1-11 at New Orleans	71	47	W
Sa, 1-12 at Tulane	66	65	W
F, 1-18 Eastern Oklahoma	39	53	L
Sa, 1-19 Oral Roberts	66	64	W
Tu, 1-22 Oklahoma St.	53	59	L
Sa, 1-26 Alabama	68	54	W
Tu, 1-29 SW Missouri St.	68	36	W
F, 2-1 at NE Oklahoma St.	57	42	W
F, 2-8 North Texas St.#	50	59	L
Sa, 2-9 Texas Women's#	58	67	L
Tu, 2-12 Memphis St.	65	71	L
F, 2-15 at Phillips (OT)	73	77	L
Sa, 2-16 at Oklahoma	50	57	L
F, 2-25 at Arkansas Tech	45	55	L
Sa, 3-1 at Arkansas St.	62	55	W
Th, 3-6 Texas Tech\$	46	74	L

! — Texas A&I Tournament, Kingsville, Texas

— Mean Green Classic, Denton, Texas

\$ — SWIAAW Regional, Baton Rouge, La.

Coach

Joan Henn

3 years, 33-41

1978-1981

The second head coach for the Lady Razorback basketball team, Joan Henn saw the expansion of the schedule and roster during her three years at Arkansas. Transitioning to a varsity-style squad filled with recruited scholarship athletes, Henn faced some of the first major regional opponents during the pre-SWC days of AIAW basketball in Fayetteville. Henn has the distinction of being the first coach to take the Lady Backs into post-season competition at the Southwest Regional of the AIAW in Baton Rouge in her second season, and she started the first Lady Razorback Invitational home tournament.



Year 5



1980-81

Front row, from left: Brenda Alexander, Connie Fitzgerald, Cecilia Roark, Jan Lookadoo, Cheryl Orcholski, Leah Gordon; **back row, from left:** Kelly Lipe, manager; Nancy Stevens, trainer; Matilda Willis, assistant coach; Wendy Schopp, Patrice Gillenwater, Mary Munsch, Kim Bunge, Monica Van Parys, Tammy Siefkes, DeAnn Henry, Joan Henn, head coach; Bonnie Foley, graduate assistant; Peggy Price, manager.


1980-81

Overall: 11-18

Home: 7-6; **Road:** 1-9; **Neutral:** 3-3

		UA	OPP	W/L
Tu, 11-18	at Mo. Southern	67	61	W
Tu, 11-25	Northeast La.	77	68	W
Th, 12-4	at Northwestern St.	62	73	L
Sa, 12-6	at SMU	58	69	L
W, 12-10	Georgia	49	61	L
Sa, 12-13	Arkansas State	57	50	W
F, 12-19	at Drake	60	87	L
Sa, 12-20	at Iowa State	60	71	L
Sa, 1-3	Oklahoma	68	75	L
Th, 1-8	Wichita State!	47	68	L
F, 1-9	Southern Illinois!	61	68	L
Sa, 1-10	New Mexico!	69	50	W
F, 1-16	at Ala.-Birmingham	48	82	L
Sa, 1-17	at Alabama	65	70	L
Sa, 1-24	Oklahoma City	74	54	W
M, 1-26	Ark. Tech (#2, NAIA)	50	51	L
Th, 1-29	#14 Texas%	61	110	L
F, 1-30	Texas A&M%	80	62	W
Sa, 1-31	SMU%	66	61	W
Tu, 2-3	Tulsa	88	67	W
Sa, 2-7	Phillips	89	66	W
Tu, 2-10	Baylor	62	73	L
F, 2-13	Tennessee-Martin@	66	46	W
Sa, 2-14	McNeese State@	77	62	W
Tu, 2-17	at Memphis St.	57	86	L
Sa, 2-21	at Arkansas Tech	64	70	L
M, 2-23	#17 Delta State	53	84	L
Sa, 3-7	Oklahoma State	68	69	L
Sa, 3-14	Oral Roberts\$	57	59	L


! — Pizza Hut Invitational, Wichita, Kansas
% — SWC Tournament, Houston, Texas
@ — Lady Razorback Invitational
\$ — SWIAIW Sub-Regional, Tulsa, Okla.



Amanda Holly

The 1980-81 team became the first Lady Razorback basketball team to host a home tournament. By defeating Tennessee-Martin and McNeese State in February, the 1981 team started the perfect record for Arkansas women's basketball at home. All-time through three versions of home tournaments, Arkansas is a combined perfect 26-0 with 13 tournament titles. This early Lady Razorback Invitational continued for two more seasons before going on hiatus until the 1989 season. Arkansas hosted several Dial Classics before home tournaments ended in 1999. The 1980-81 team also has the distinction of the most players fouled out in a year, 47.

Year 6



1981-82

Front row, from left: Brenda Alexander, Dinah Dickerson, Connie Fitzgerald, Tamara Mathis, Doris Gaiser, DeAnn Henry, Cheryl Orcholski; **back row, from left:** Kelly Lipe, manager; Nancy Stevens, trainer; John Sutherland, assistant coach; Bettye Fiscus, Paula Phillips, Monica Van Parys, Kim Bunge, Amanda Holley, Erma Greer, Mary Munsch; Jeff Cohen, assistant coach; Matilda Willis, head coach; Marsha Van Parys, manager.

1981-82

Overall: 26-10

Home: 12-0; **Road:** 6-7; **Neutral:** 8-3

		UA	OPP	W/L
Tu, 11-17	SE Oklahoma	64	58	W
F, 11-20	Northwestern St.	78	64	W
M, 11-23	at Tulsa	76	60	W
F, 11-27	Tennessee Tech!	75	96	L
Sa, 11-28	South Alabama!	78	55	W
Th, 12-3	Centenary#	78	55	W
Sa, 12-5	at Northeast La.	70	68	W
M, 12-7	at Oral Roberts	61	75	L
Sa, 12-12	Centenary	67	47	W
Th, 12-17	Grambling	83	60	W
Sa, 12-19	Arkansas College&	57	39	W
Sa, 1-2	#20 Kansas State	68	53	W
W, 1-6	SMU	76	59	W
Sa, 1-9	Evangel College	88	41	W
Tu, 1-12	Oral Roberts	61	57	W
F, 1-15	at SW Louisiana	90	59	W
Sa, 1-16	at McNeese State	75	96	L
Sa, 1-23	Southern	85	64	W
W, 1-27	Texas Tech%	70	55	W
Th, 1-28	Baylor%	71	66	W
F, 1-29	#10 Texas%	53	68	L
F, 2-5	at Oklahoma City	48	54	L
Su, 2-7	at Oklahoma	64	65	L
F, 2-12	at Texas A&M	70	60	W
Sa, 2-13	at Houston	72	62	W
Tu, 2-16	Oklahoma St.	79	70	W
F, 2-19	Texas Southern@	65	56	W
Sa, 2-20	Wichita State@	82	72	W
Tu, 2-23	at #18 Delta State	64	75	L
F, 2-26	Indiana*	60	63	L
Sa, 2-27	Alaska*	85	52	W
Su, 2-28	Washington* (OT)	75	70	W
Th, 3-11	Oklahoma City\$	78	67	W
F, 3-12	Wayland Baptist\$	57	61	L
Sa, 3-13	New Orleans\$	76	74	W
Su, 3-21	California\$	62	66	L

! — Tip-Off Classic, Cookeville, Tenn.

— at Camden, Ark.

& — at Wynne, Ark.

% — SWC Tournament, College Station, Texas

Coach

Matilda Willis

3 years, 67-27

1981-1984

Responsible for signing the first major recruiting classes at Arkansas, Matilda Willis laid the foundation for the Lady'Backs' quick ascension into the Southwest Conference elite. Willis also upgraded the UA schedule from regional to national contests, taking on the powerhouse teams of the day including Delta State and Louisiana Tech. The first 20-win coach at Arkansas, her 1982 team also became the first Lady'Back team at the national championship level, advancing to the Sweet 16 of the AIAW National Tournament in California. Her brief three seasons at Arkansas before leaving for Kansas State give her the best career winning percentage of any Lady'Back coach at .713.




@ — Lady Razorback Invitational

* — Northern Lights Inv., Anchorage, Alaska

\$ — SWIAIW Regional, Lubbock, Texas

\$\$ — AIAW Championships, Berkeley, Calif.

Year 7



1982-83

Front row, from left: Kelly Lipe, manager; Debra Williams, Connie Fitzgerald, Doris Gaiser, Erma Greer, Tamara Mathis, DeAnn Henry, Cheryl Orcholski, Nancy Stevens, trainer. **Back row, from left:** Marsha Van Parys, manager; Matilda Willis, head coach; Bettye Fiscus, Mary Munsch, Anne Luostarién, Kim Bunge, Amanda Holley, Paula Phillips, Sherri Boeller, John Sutherland, assistant coach; Lisa Parker, assistant coach.

1982-83

Overall: 21-8

SWC: 6-2 (2nd)

Home: 9-0; **Road:** 7-8; **Neutral:** 5-0

		UA	OPP	W/L
F, 11-26	#11 Kansas State!	79	86	L
Sa, 11-27	Indiana!	62	61	W
F, 12-3	Montana#	55	43	W
Su, 12-5	California#	84	66	W
Sa, 12-11	Oklahoma City	86	57	W
F, 12-17	at SE Oklahoma	71	52	W
M, 1-3	at Arkansas St.	80	47	W
W, 1-5	at Northwestern St.	58	62	L
F, 1-7	at Grambling	57	52	W
Sa, 1-8	at #2 Louisiana Tech	34	74	L
Tu, 1-11	TCU*	105	44	W
F, 1-14	Georgia State&	70	62	W
Sa, 1-15	#7 Kentucky&	43	77	L
W, 1-19	Texas A&M*	75	57	W
F, 1-28	at Lamar	52	60	L
Sa, 1-29	at Houston*	62	58	W
F, 2-4	Murray State@	100	69	W
Sa, 2-5	Middle Tennessee@	73	72	W
M, 2-7	Delta State	84	77	W
M, 2-14	at Baylor*	65	72	L
Tu, 2-15	at SMU*	60	54	W
F, 2-18	Rice*	68	43	W
M, 2-21	at #3 Texas*	67	89	L
Th, 2-24	Texas Tech*	74	67	W
Sa, 2-26	Northwestern St.	86	76	W
W, 3-2	at SW Missouri St.	76	54	W
F, 3-11	Texas A&M%	66	57	W
Sa, 3-12	Baylor%	65	62	W
Su, 3-13	#3 Texas%	54	80	L

* — Southwest Conference Game


! — Converse Little Apple Classic, Manhattan, Kansas

— Golden Bear Classic, Berkeley, Calif.

& — Lady Kat Invitational, Lexington, Ky.

@ — Lady Razorback Invitational

% — SWC Tournament, Austin, Texas



Anne Luostarién

For the second consecutive year, Matilda Willis kept Arkansas undefeated at Barnhill Arena. This was the first year for Southwest Conference women's basketball, with the emphasis on the postseason tournament and a single-round robin regular-season format. This also marked the first year of NCAA participation for the Lady'Backs as Arkansas elected to compete under AIAW rules until the demise of the national women's collegiate organization in 1982.

Year 8



1983-84

Front row, from left: Debra Williams, Cheryl Orcholski, Tamara Mathis, Doris Gaiser, Valecia Fore. **Kneeling, from left:** Sheila Burkes, Bettye Fiscus, Erma Greer, Tracy Webb, Mary Munsch. **Standing, from left:** manager Rita Ivie, trainer Nancy Stevens, assistant coach John Sutherland, Amanda Holley, Anna Luostarién, Monica Brown, manager Kelly Lipe, manager Sammie Baird, head coach Matilda Willis.

1983-84

Overall: 20-9

SWC: 11-5 (3rd)

Home: 11-2; **Road:** 6-6; **Neutral:** 3-1

		UA	OPP	W/L
F, 11-25	Kansas!	72	53	W
Sa, 11-26	Minnesota!	76	60	W
Tu, 11-29	#2 La. Tech	52	75	L
Sa, 12-3	Oklahoma St.	71	66	W
Tu, 12-6	SW Missouri St.	78	45	W
Sa, 12-10	at Oral Roberts	65	71	L
Sa, 12-17	Oral Roberts	84	70	W
M, 12-19	Northwestern St.&	75	73	W
Th, 1-5	Cal Poly-Pomona#	58	48	W
F, 1-6	Oregon#	65	54	W
Sa, 1-7	Nevada-Las Vegas#	62	68	L
Sa, 1-14	at TCU*	55	48	W
M, 1-16	at #3 Texas*	63	89	L
Th, 1-19	Texas Tech*	64	61	W
Sa, 1-21	at Texas A&M*	69	63	W
M, 1-23	at Baylor*	59	61	L
Th, 1-26	Houston*	68	58	W
Sa, 1-28	Rice*	82	51	W
M, 1-30	SMU*	79	59	W
Sa, 2-4	Baylor*	71	57	W
M, 2-6	Texas A&M*	83	70	W
Sa, 2-11	at SMU*	66	59	W
M, 2-13	at Texas Tech*	62	71	L
Sa, 2-18	#1 Texas*	70	71	L
W, 2-22	TCU*	83	67	W
Sa, 2-25	at Houston*	54	66	L
M, 2-27	at Rice*	85	66	W
Tu, 3-6	Texas A&M%	75	66	W
Th, 3-8	Texas Tech%	43	56	L

* — Southwest Conference Game


! — Minnesota Dial Classic, Minneapolis, Minn.

& — Little Rock, Ark.; Barton Coliseum

— UNLV Round Robin Classic, Las Vegas

% — SWC Tournament, First Round, Fayetteville

% — SWC Tournament, Houston, Texas



Erma Greer

Riding one of the nation's longest home winning streaks, Matilda Willis sought out a major test for her growing program. By hosting the defending national champion Lady Techsters for the home opener, Arkansas saw its 21-game, three-year Barnhill streak end to #2 La. Tech. The tough non-conference schedule got Arkansas prepared for the first full double-round robin SWC slate. In one of the early program's epic games, a buzzer-beating final shot rimmed out against #1 ranked Texas, allowing the Lady Longhorns to escape Fayetteville by one point and continue what would become the longest conference win streak in women's basketball history. However, Arkansas would finish that task six years later in Austin.

Year 9



1984-85

Front row, from left: Brenda Rhodes, Tracy Webb, Dianna Harris, Bettye Fiscus, Doris Gaiser. **Middle row:** assistant coach Journey Beard, manager Sammie Baird, Cindy Daley, Debra Williams, Erma Greer, Tina Brewer, trainer Nancy Stevens. **Back row:** head coach John Sutherland, manager Cynthia Mathis, Tamara Mathis, Monica Brown, Tracey Hutchinson, Bronwyn Wynn, Sheila Burkes, manager Rita Ivie, asst. coach Joey Anders.

1984-85

Overall: 20-8

SWC: 11-5 (3rd)

Home: 12-2; **Road:** 6-4; **Neutral:** 2-2

		UA	OPP	W/L
M, 11-19	Oral Roberts	78	55	W
F, 11-23	Miami (Florida)!	79	58	W
Sa, 11-24	Auburn!	65	70	L
Sa, 12-1	at Oklahoma St.	73	90	L
Sa, 12-8	at SW Missouri St.	76	64	W
Tu, 12-11	School of the Ozarks	85	58	W
Su, 12-16	Grambling#	96	57	W
W, 1-2	at Texas A&M*	81	67	W
Sa, 1-5	at SMU*	80	64	W
Tu, 1-8	TCU*	74	54	W
Sa, 1-12	#3 Texas*	60	85	L
Tu, 1-15	at #16 Texas Tech*	74	78	L
Th, 1-17	Tulsa	88	54	W
Sa, 1-19	at Houston*	62	79	L
Tu, 1-22	Rice*	81	57	W
F, 1-25	UM-Kansas City	79	47	W
W, 1-30	at Baylor*	80	76	W
Sa, 2-2	Texas A&M*	75	65	W
Tu, 2-5	SMU*	85	56	W
Sa, 2-9	at TCU*	92	69	W
Tu, 2-12	at #1 Texas*	71	89	L
Sa, 2-16	#16 Texas Tech*	65	55	W
Tu, 2-19	Houston*	71	73	L
Sa, 2-23	at Rice*	69	52	W
M, 2-25	Creighton	84	56	W
Sa, 3-2	Baylor*	88	67	W
M, 3-4	Baylor%	78	69	W
Tu, 3-7	#1 Texas%%	62	104	L


* — Southwest Conference Game

— Sylvan Hills High School, Little Rock, Ark.

! — Sunshine Classic, Sanford, Fla.

% — SWC Tournament, First Round, Fayetteville

%% — SWC Tournament, Dallas, Texas



All-time leading scorer Bettye Fiscus

The 1984-85 season was a passing of the torch as the first generation of star players at Arkansas, led by all-time leading scorer Bettye Fiscus, played their senior year. At the same time, the next wave led by sophomores like Tracy Webb and Sheila Burkes were becoming key players for the Lady Razorbacks.

Year 10



1985-86

1986 Midwest Region First Round

Front row, from left: senior guard Debra Williams, sophomore guard Tina Adams, freshman guard Lillian Valley; **second row, from left:** freshman guard Lanell Dawson, freshman guard Kim Grisham, sophomore forward Cindy Daley, junior guard Tracy Webb; **back row, from left:** freshman forward Shelly Wallace, freshman forward Stephanie Brinlee, junior center Bronwyn Wynn, junior forward Sheila Burkes, junior forward Monica Brown.

1985-86

Overall: 22-8

SWC: 13-3 (2nd)

Home: 11-1; **Road:** 9-6; **Neutral:** 2-1

		UA	OPP	W/L
Tu, 11-26	SW Missouri St.	94	51	W
Sa, 11-30	at Rutgers	63	72	L
Su, 12-1	at Seton Hall	69	60	W
Th, 12-5	at Oral Roberts	72	78	L
M, 12-9	Oklahoma State	90	51	W
F, 12-13	Central Florida!	101	74	W
Sa, 12-14	#8 Mississippi!	61	76	L
Sa, 12-21	#14 Oklahoma	79	66	W
Su, 12-22	Memphis St.	76	64	W
Th, 1-2	SMU*	90	78	W
Sa, 1-4	at TCU*	94	61	W
Tu, 1-7	at #1 Texas*	44	75	L
Sa, 1-11	#24 Texas Tech*	62	60	W
Tu, 1-14	Houston*	66	60	W
Sa, 1-18	at Rice*	64	52	W
Sa, 1-25	Baylor*	86	55	W
Tu, 1-28	at Texas A&M*	74	65	W
W, 1-29	at Lamar	67	55	W
Sa, 2-1	at SMU*	79	53	W
Tu, 2-4	TCU*	109	59	W
Sa, 2-8	#1 Texas*	57	75	L
Tu, 2-11	at Texas Tech*	60	73	L
Sa, 2-15	at Houston*	77	67	W
Tu, 2-18	Rice*	67	55	W
Sa, 2-22	at Tulsa	62	49	W
W, 2-26	at Baylor*	86	63	W
Sa, 3-1	Texas A&M*	75	67	W
Tu, 3-4	SMU%	82	75	W
W, 3-5	Texas Tech%	48	58	L
W, 3-12	at Missouri\$	65	66	L

* — Southwest Conference Game

! — Lady Rebel Dial Classic, Oxford, Miss.

% — SWC Tournament, Dallas, Texas

\$ — NCAA Midwest First Round, Columbia, Mo.


Coach

John Sutherland


9 years, 174-88

1984-1993

When he was promoted to head coach by former women's athletics director Ruth Cohoon in the spring of 1984, John Sutherland became the youngest Division I head coach in America. His youth and enthusiasm served him well during his nine-year run, and made him the perfect counterbalance for Arkansas' most bitter Southwest Conference rival, Texas. Three times voted the SWC Coach of the Year, he earned his first honor in 1986 leading the Lady'Backs to their first NCAA berth. He coached Arkansas in some of its most memorable games, but none greater than the epic win at Austin, Texas, to snap the nation's longest conference winning streak. It was Sutherland that became the first coach besides hall of famer Jody Conradt to win a SWC championship. Sutherland's 1989-90 team shared the crown with Texas and advanced to the NCAA Elite Eight. His 1990-91 team won the SWC outright with a pair of wins over Texas, then swept the conference tournament to break another UT streak. He coached Arkansas' first Kodak All-American, Delmonica DeHorney. The transition to the SEC in 1991-92 was difficult, and Sutherland departed after nine seasons. His .664 career mark, six 20-win seasons and two league championships remain one of the best coaching records at Arkansas. The 1990-91 team still holds the record for most wins in a season -- 28 -- and best winning percentage -- .875, 28-4.



Year 11



1986-87

1987 NWIT Champions

Front row, from left: Maria Kidd, Lanell Dawson, Claudia Harris, Donna Wilson, Lillian Valley, Juliet Jackson, Tracy Webb. **Back row, from left:** Shelly Wallace, Robyn Irwin, Bronwyn Wynn, Sheila Burkes, Dianna Harris, Cindy Daley, Monica Brown.

1986-87

Overall: 20-12

SWC: 12-4 (2nd)

Home: 10-1; **Road:** 6-8; **Neutral:** 4-3

		UA	OPP	W/L
Tu, 11-25	Southern	103	51	W
Sa, 11-29	Western Kentucky!	76	86	L
Su, 11-30	Missouri!	66	69	L
Th, 12-4	Miss. Valley St.	95	82	W
Sa, 12-6	at Oklahoma	70	76	L
M, 12-8	at Oklahoma St.	65	68	L
F, 12-12	#7 CS-Long Beach#	58	76	L
Sa, 12-13	Montana St. #	68	70	L
Th, 12-18	at SW Missouri St.	78	61	W
M, 12-22	at Memphis St.	60	79	L
Sa, 1-3	TCU*	94	55	W
Tu, 1-6	#1 Texas*	56	59	L
Sa, 1-10	at Texas Tech*	53	51	W
W, 1-14	at Houston* (OT)	76	78	L
Sa, 1-17	Rice*	79	53	W
Th, 1-22	at Baylor*	65	71	L
Sa, 1-24	Texas A&M*	86	69	W
M, 1-26	SMU*	94	71	W
Sa, 1-31	at TCU*	76	53	W
Tu, 2-3	at #1 Texas*	65	91	L
Sa, 2-7	Texas Tech* (OT)	69	65	W
Tu, 2-10	Houston*	78	60	W
Sa, 2-14	at Rice*	88	71	W
Th, 2-19	Oral Roberts	115	66	W
Sa, 2-21	Baylor*	77	51	W
W, 2-25	at Texas A&M*	63	57	W
Sa, 2-28	at SMU*	93	53	W
F, 3-5	Houston%	96	82	W
Su, 3-7	#1 Texas%	70	72	L
W, 3-19	Montana\$	92	74	W
Th, 3-20	Providence\$	101	91	W
F, 3-21	California\$	112	80	W


* — Southwest Conference Game

! — BG Bank Invitational, Bowling Green, Ky.

— Cal. St-Long Beach Dial Classic, Long Beach, Calif.

% — SWC Tournament, Dallas, Texas

\$ — NWIT, Amarillo, Texas




NWIT MVP Tracy Webb

Having lost to the No. 1 ranked team in the country by a pair of field goals, the senior-laden 1987 team felt it deserved a return to the NCAA tournament. However, in the days before the 64-team draw, at-large bids were hard to come by and the level of respect for the competition in the SWC was not the same as other power leagues. Jilted, the team decided to wreak vengeance on the eight-team field at the National Women's Invitational Tournament in Amarillo, Texas. Arkansas shattered the tournament record for average points scored and margin of victory -- two marks that would stand until the dissolution of the NWIT in 1997.



Year 12



1987-88

Front row, from left: manager Martha Neal, Lillian Valley, Christi Willson, Donna Wilson, Sue Pack, Juliet Jackson, Lisa Martin, manager Karen Johnson. **Back row, from left:** head coach John Sutherland, assistant coach Tracy Webb, Cindy Daley, Faye Dickerson, Robyn Irwin, Delmonica DeHorney, Angie Gore, Shelly Wallace, assistant coach Tracey Mays, assistant coach Donald Paul, trainer Nancy Stevens.

1987-88

Overall: 13-15

SWC: 8-8 (4th)

Home: 9-4; **Road:** 3-9; **Neutral:** 1-2

		UA	OPP	W/L
F, 11-27	Akron!	70	62	W
Sa, 11-28	Kansas!	68	75	L
M, 11-30	Miss. Valley St.	76	71	W
F, 12-4	Hawaii!#	66	85	L
Sa, 12-5	Loyola-Marymount#	58	60	L
W, 12-9	#8 Mississippi@	72	88	L
Sa, 12-12	UT-San Antonio	84	73	W
Sa, 12-19	SW Missouri St.	85	71	W
M, 12-21	SF Austin	59	93	L
Sa, 1-2	at Oral Roberts	66	77	L
Tu, 1-5	#1 Texas*	70	89	L
Sa, 1-9	TCU*	87	75	W
W, 1-13	at SMU*	69	68	W
Sa, 1-16	at Texas A&M*	56	60	L
Tu, 1-19	Baylor*	80	68	W
W, 1-27	at Rice*	63	60	W
Sa, 1-30	Houston*	58	70	L
Tu, 2-2	Texas Tech*	80	67	W
Sa, 2-6	at #5 Texas*	54	84	L
Tu, 2-9	at TCU*	69	73	L
Sa, 2-13	SMU*	78	85	L
Tu, 2-16	Texas A&M*	79	69	W
Sa, 2-20	at Baylor*	71	56	W
W, 2-23	UM-Kansas City	102	85	W
Sa, 2-27	Rice*	79	73	W
W, 3-2	at Houston*	89	97	L
Sa, 3-5	at Texas Tech*	70	82	L
Th, 3-10	Texas A&M%	58	59	L

* — Southwest Conference Game

! — Lady Jayhawk Dial Classic, Lawrence, Kan.

— Hawaii Early Season Festival, Honolulu, Hawaii

@ — at Pine Bluff, Ark.


% — SWC Tournament, Dallas, Texas



Donna Wilson

A tough season for Arkansas, but it still had highlights as Donna Wilson set the school record for assists in a game with 18 against Houston in the SWC Tournament and Delmonica DeHorney was named the league's newcomer of the year. Wilson's effort has stood the test of time as three different point guards -- Amber Nicholas, Christy Smith and Amy Wright -- have broken numerous assist marks. Although each had double-digit game bests and all put up over 500 career assists, the closest any came was 12 by Wright. India Lewis' sophomore class record 14 in 2001 is the best effort to break Wilson's record.

Year 13



1988-89

1989 Midwest Region First Round

Front row, from left: junior guard Juliet Jackson, senior guard Lisa Martin, sophomore guard Sue Pack, senior guard Donna Wilson, freshman guard Coretta Chenault, sophomore guard Christi Willson. **Back row, from left:** senior forward Shelly Wallace, sophomore forward Angie Gore, senior post Robyn Irwin, sophomore center Delmonica DeHorney, sophomore forward Faye Dickerson, freshman guard Michelle Mabry, freshman guard Amber Nicholas.

1988-89

Overall: 22-8

SWC: 13-3 (2nd)

Home: 9-2; **Road:** 10-4; **Neutral:** 3-2

	UA	OPP	W/L
Sa, 11-25 #4 Maryland!	84	110	L
Su, 11-26 Tennessee St.!	114	42	W
F, 12-2 #13 SF Austin#	75	93	L
Sa, 12-3 UT-San Antonio#	75	57	W
W, 12-7 at #9 Mississippi	63	75	L
Sa, 12-10 Miss. Valley St.	107	83	W
M, 12-12 Oral Roberts	113	69	W
Sa, 12-17 at SW Missouri St.	88	66	W
Tu, 1-3 Texas Tech*	75	64	W
Sa, 1-7 at #4 Texas	67	104	L
M, 1-9 at UT-San Antonio	97	77	W
Tu, 1-10 at TCU*	83	69	W
Sa, 1-14 SMU*	74	84	L
Tu, 1-17 Texas A&M*	91	90	W
Sa, 1-21 at Baylor*	95	87	W
Sa, 1-28 Rice*	81	62	W
Tu, 1-31 at Houston*	84	82	W
Th, 2-2 New Orleans	61	60	W
Sa, 2-4 at Texas Tech*	74	65	W
Tu, 2-7 #11 Texas*	67	87	L
Sa, 2-11 TCU*	77	70	W
W, 2-15 at SMU*	87	72	W
Sa, 2-18 at Texas A&M*	74	73	W
Tu, 2-21 Baylor*	98	50	W
Sa, 2-25 at Missouri-KC	46	42	W
Tu, 2-28 at Rice*	109	73	W
Sa, 3-4 Houston*	90	88	W
W, 3-8 Texas Tech%	79	72	W
Sa, 3-11 #6 Texas%	99	101	L
W, 3-15 at #5 Purdue\$	63	91	L


* — Southwest Conference Game

! — Auburn Dial Classic, Auburn, Ala.

— LadyJack Dial Classic, Nacogdoches, Texas

% — SWC Tournament, Dallas, Texas


\$ — NCAA Midwest First Round, West Lafayette, Ind.



Kodak Honorable Mention Shelly Wallace

Unlike 1987, Arkansas was rewarded for its runner-up finishes in SWC play, advancing to the NCAA first round. This team remains the highest average scoring team (83.0 ppg) in school history, led by senior power forward Shelly Wallace. The Californian set several school records on her way to Kodak All-America honorable mention honors, many which still stand today including most rebounds in a game, season and career, and most 30-point games in a career with seven. She remains the only Lady'Back to average a double-double for a season.

Year 14



1989-90

1990 West Regional Finalists

Front row, from left: senior guard Juliet Jackson, sophomore guard Amber Nicholas, sophomore guard Christi Willson, freshman guard Marla Goshien, freshman guard Sally Moore, sophomore guard Stacey Walls. **Back row, from left:** junior forward Sue Pack, freshman post Blair Savage, junior forward Angie Gore, junior post Delmonica DeHorney, junior post Deborah Crosby, sophomore forward Coretta Chenault, freshman forward Janet Moore.

1989-90

Overall: 25-5

SWC: 15-1 (1st) **CO-CHAMPIONS**

Home: 11-3; **Road:** 12-1; **Neutral:** 2-1

	UA	OPP	W/L
F, 11-24 Miss. Valley St.!	93	50	W
Sa, 11-25 Texas-El Paso!	87	61	W
W, 11-29 SW Missouri St.	87	60	W
F, 12-1 Univ. of Detroit@	112	68	W
Sa, 12-2 at Arizona St.@	85	63	W
Sa, 12-9 Kansas	51	56	L
Tu, 12-12 at Oklahoma	86	68	W
Th, 12-14 #7 Auburn	69	84	L
W, 1-3 at Houston*	75	64	W
Sa, 1-6 at Texas Tech (OT)*	76	74	W
Tu, 1-9 Baylor*	81	43	W
Sa, 1-13 TCU*	86	65	W
W, 1-17 at SMU*	84	52	W
Sa, 1-20 at Texas A&M*	70	64	W
M, 1-22 at New Orleans	71	63	W
W, 1-24 #1 Texas*	75	84	L
Tu, 1-30 at Rice*	78	49	W
Sa, 2-3 Houston*	88	70	W
Tu, 2-6 Texas Tech*	62	55	W
Sa, 2-10 at Baylor*	98	61	W
Tu, 2-13 at TCU*	85	65	W
Sa, 2-17 SMU*	74	60	W
Tu, 2-20 Texas A&M* [25]	76	63	W
F, 2-23 at #6 Texas* [25]	82	77	W
Sa, 3-3 Rice* [19]	77	56	W
W, 3-7 Texas Tech% [19]	60	69	L
W, 3-14 UCLA\$ (OT) [22]	90	80	W
Su, 3-18 at #7 Georgia\$\$\$ [22]	81	70	W
Th, 3-22 #6 SF Austin\$\$\$ [22]	87	82	W
Sa, 3-24 at #2 Stanford\$\$\$ [22]	87	114	L

[x] — Arkansas' ranking at time of game

* — Southwest Conference Game

! — Arkansas Thanksgiving Tourn., Fayetteville


@ — Dial Classic, Tempe, Ariz.

% — SWC Tournament, Dallas, Texas

\$ — NCAA West Region 1st Round, Fayetteville

\$\$\$ — NCAA West Region 2nd Round, Athens, Ga.

\$\$\$\$ — NCAA West Regionals, Stanford, Calif.



Juliet Jackson

Overlooked among the accomplishments of the 1990 Southwest Conference co-champions is the fact the 1989-90 team was the greatest road squad in school history. Shattering the mark for consecutive road wins with 12, this team may have completed the year perfect on the road had it not been assigned the West Regional and handed the unenviable task of facing the national champion juggernaut of Stanford on the Cardinal's home court. Still, the 12-1 road mark also remains the school record (.923). Juliet Jackson played a key role in two of the most important road wins. Her famous free throws at Texas (see The Greatest Games, page 134) were important, but without her career-best and game-leading 30 points poured in from long distance at Athens, Arkansas' season ends at Georgia.

Year 15



1990-91

1991 Midwest Regionals

Front row, from left: junior guard Amber Nicholas, freshman guard Allyson Twigg, junior guard Christi Wilson, freshman guard Sha Hopson, sophomore guard Sally Moore, freshman guard Shea Henderson. **Second row:** manager Martha Neal, student coach Jason Jones, graduate asst. Gail Striegler, head coach John Sutherland, asst. coach Tracey Mays Stehlik, asst. coach Loy Moore, trainer Sally Werner-Ferrel, manager Dana Dethrow. **Back row:** sophomore guard Janet Moore, freshman forward Allison Muldrew, freshman post Yolanda Dickson, senior post Deborah Crosby, senior post Delmonica DeHorney, freshman post Michelle Thacker, senior post Angie Gore, sophomore post Blair Savage.

1990-91

Overall: 28-4

SWC: 15-1 (1st) **CHAMPIONS**

Home: 14-0; **Road:** 9-3; **Neutral:** 5-1

	Preseason #10	UA	OPP	W/L
F, 11-23	Boston College! [8]	105	74	W
Sa, 11-24	Stephen F. Austin! [8]	81	72	W
Tu, 11-27	Oklahoma [8]	84	72	W
F, 11-30	Southern Utah@ [8]	104	51	W
Sa, 12-1	at Wash. St.@ [8]	68	48	W
W, 12-5	Murray St. [8]	102	48	W
Sa, 12-8	at Oklahoma St. [8]	61	75	L
W, 12-12	at SW Missouri [13]	62	55	W
Sa, 12-15	#8 Mississippi [13]	79	70	W
F, 12-28	at #17 Rutgers# [9]	60	89	L
Sa, 12-29	Maryland# [9]	79	68	W
W, 1-2	at Rice* [14]	70	52	W
Sa, 1-5	Houston* [14]	88	61	W
Tu, 1-8	#20 Texas* [14]	76	61	W
Sa, 1-12	at Texas Tech* [14]	64	62	W
W, 1-16	at TCU* [12]	95	62	W
Sa, 1-15	SMU* [12]	99	61	W
Tu, 1-22	Texas A&M* [11]	90	66	W
Sa, 1-26	at Baylor* [11]	77	78	L
Sa, 2-2	Rice* [12]	96	74	W
W, 2-6	at Houston* [11]	78	76	W
Sa, 2-9	at #15 Texas* [11]	73	68	W
Tu, 2-12	Texas Tech* [9]	82	70	W
Sa, 2-16	TCU* [9]	82	46	W
Tu, 2-19	at SMU* [9]	77	66	W
Su, 2-24	at Texas A&M* [9]	91	68	W
W, 2-27	Baylor* [8]	90	74	W
W, 3-6	Baylor% [8]	108	63	W
Th, 3-7	Houston% (OT) [8]	83	77	W
Sa, 3-9	Texas Tech% [8]	60	51	W
Sa, 3-16	#22 Northwestern\$ [9]	105	68	W
Th, 3-21	#24 Lamar\$\$ [9]	75	91	L

[xx] — Arkansas' ranking at time of game

* — Southwest Conference Game

! — Arkansas Thanksgiving Tour, Fayetteville


@ — Washington St Dial Classic, Pullman, Wash.

— Bell Atlantic Holiday Classic, Piscataway, N.J.

% — SWC Tournament, Dallas, Texas

\$ — NCAA Midwest 2nd Round, Fayetteville


\$\$ — NCAA Midwest Regionals, Austin, Texas




Kodak All-American Delmonica DeHorney

Arkansas' winningest season had some of the quirkiest moments. The 90-91 team still holds the record for the longest regular-season win streak -- 12 games. But for an improbable loss to last-place Baylor by one point at Waco, Arkansas may have won 21 straight. Still, taking 20 of 21 was impressive, and the 28 wins and .875 percentage remain school records. The 1991 team also holds the record for most points (2,644) and most assists (694) due mostly to the post-point duo of Delmonica DeHorney and Amber Nicholas.

1991 SWC Classic
MVP Amber
Nicholas



Year 16



1991-92

Front row, from left: trainer Sally Werner-Ferrel, manager Suzanne Clark, Shea Henderson, Chrysti Jordan, Sha Hopson, Allyson Twigg, Angela Davis, Amber Nicholas, manager Bettina Gragg, student assistant Jason Jones. **Back row, from left:** head coach John Sutherland, Alison Muldrew, Michelle Thacker, Dianna Harris, Rochelle Masengill, Stephanie Bloomer, Blair Savage, Yolanda Dickson, assistant coach Tracey Mays Stehlik, assistant coach Loy Moore.

1991-92

Overall: 11-14

SEC: 3-8 (11th)

Home: 9-3; **Road:** 1-10; **Neutral:** 1-1

	Preseason #11	UA	OPP	W/L
Su, 11-24	at #14 SF Austin [11]	57	83	L
F, 11-29	Alabama State! [18]	84	31	W
Sa, 11-30	Missouri-KC! [18]	73	61	W
Tu, 12-3	Oklahoma St. [18]	72	57	W
F, 12-6	Grambling St.@ [14]	90	66	W
Sa, 12-7	at #23 Houston@ [14]	61	78	L
Th, 12-19	Georgia* [20]	62	79	L
Sa, 12-21	Kent State [20]	89	72	W
M, 12-30	#24 SW Missouri [25]	52	67	L
Sa, 1-4	at Mississippi*	65	66	L
Su, 1-5	at Memphis St.	50	58	L
Th, 1-9	Colorado	56	51	W
Sa, 1-11	#17 Auburn*	67	56	W
M, 1-13	at Oklahoma	57	55	W
Sa, 1-18	at Florida*	46	58	L
F, 1-24	at Kentucky* (OT)	74	75	L
Su, 1-26	at West Virginia	60	81	L
Th, 1-30	Oral Roberts	88	64	W
Sa, 2-1	South Carolina*	58	51	W
Sa, 2-8	at #13 Vanderbilt*	75	79	L
Tu, 2-11	Louisiana State*	74	66	W
Sa, 2-15	at Mississippi State*	66	76	L
Sa, 2-22	Alabama*	76	80	L
Sa, 2-29	at #2 Tennessee*	59	105	L
F, 3-6	Kentucky%	63	79	L

[xx] — Arkansas' ranking at time of game

* — Southeastern Conference Game

! — Arkansas Dial Classic, Fayetteville

@ — Lady Cougar Invitational, Houston, Texas


% — SEC Tournament, Albany, Georgia



Blair Savage

A rebuilding season was not the best timing to join the toughest women's basketball conference in America. It also proved a tough, quirky schedule as the SWC's double-round robin consumed 16 regular-season games while the SEC had only 11 conference games. Hurt feelings from its former league foes prevented the LadyBacks from scheduling SWC teams and Arkansas scrambled on month's notice to assemble a minimum Division I schedule of 24 games. Without its two-time leading scorer and Kodak All-American Delmonica DeHorney, Arkansas struggled in the first year of SEC play. Watching a last-second layup roll off the rim at Ole Miss to open league play, 66-65, losing the team's leading scorer at semester after upsetting #17 Auburn, and a heartbreaking overtime loss at Kentucky added up to an 11th-place finish in the 12-team league. The defending SWC champions were not alone as fellow expansion member South Carolina, the defending Metro Conference champ, joined Arkansas at the bottom of the league standings helping prove the point of the SEC as the reigning power conference.

Year 17



1992-93

Front row, from left: manager Suzanne Clark, Shea Henderson, Debbie Olivas, Tara Rhodes, Allyson Twigg, Angela Davis, Tracy Eaton, Shannon Jones, manager Daisy Moore. **Back row, from left:** practice coordinator Jason Jones, head coach John Sutherland, trainer Sally Werner-Ferrel, Yolanda Dickson, Blair Savage, Michelle Thacker, Stephanie Bloomer, Rochelle Masengill, Kelly Johnson, assistant coach Tracey Mays Stehlik, assistant coach Loy Moore, graduate assistant coach Amber Nicholas.

1992-93

Overall: 13-14

SEC: 4-7 (t8th)


Home: 10-4; **Road:** 3-9; **Neutral:** 0-1

		UA	OPP	W/L
Tu, 12-1	at #13 SW Missouri	55	64	L
F, 12-4	North Texas!	102	58	W
Sa, 12-5	Butler!	80	66	W
Tu, 12-8	at #19 Colorado	67	94	L
F, 12-18	at #21 DePaul	47	71	L
Sa, 12-19	at Loyola-Chicago	75	70	W
Tu, 12-22	Texas-Arlington	70	43	W
Th, 12-31	Washington St.	84	62	W
Sa, 1-2	Ole Miss*	73	72	W
Tu, 1-5	at Oklahoma St.	47	62	L
Sa, 1-9	at #12 Auburn*	49	68	L
W, 1-13	at Georgia*	71	91	L
Sa, 1-16	Florida*	60	68	L
W, 1-20	Oklahoma	63	70	L
Sa, 1-23	#24 Kentucky*	45	43	W
Th, 1-28	at SC State	73	59	W
Sa, 1-30	at S. Carolina*	51	76	L
Tu, 2-2	Memphis State	82	60	W
Sa, 2-6	#6 Vanderbilt*	59	80	L
W, 2-10	at Louisiana State*	69	66	W
Sa, 2-13	Mississippi State*	80	51	W
Tu, 2-16	at Northwestern St.	62	77	L
Sa, 2-20	at Alabama*	56	66	L
Th, 2-25	Jackson State	82	39	W
Sa, 2-27	#1 Tennessee*	55	72	L
M, 3-1	Oral Roberts	96	60	W
F, 3-5	Georgia%	73	84	L

* — Southeastern Conference Game

! — Arkansas Dial Classic II, Fayetteville

% — SEC Tournament, Chattanooga, Tenn.




Shea Henderson

Arkansas' senior point guard from the small Delta town of Star City provided one of the highlight moments of 1992-93 as Shea Henderson drove the lane with seconds remaining to sink the defending SEC champion Ole Miss Lady Rebels in the conference opener. Arkansas made improvements and regained an almost full schedule in its second transition year to the SEC.

Stephanie Bloomer



Year 18



1993-94

Front row, from left: Debbie Olivas, Shea Henderson, Shannon Jones, Kimberly Wilson, Kelly Johnson, Allyson Twigg, Taqueta Roberson, Tracy Eaton. **Back row, from left:** manager Susanne Clark, assistant coach Sue Donohoe, head coach Gary Blair, Stephanie Bloomer, Michelle Thacker, Rochelle Masengill, Carrie Parker, Yolanda Dickson, assistant coach Tom Collen, assistant coach Amber Nicholas, manager Nita Thompson.

1993-94

Overall: 15-14

SEC: 3-8 (8th)

Home: 9-4; **Road:** 4-9; **Neutral:** 2-1

		UA	OPP	W/L
Tu, 11-30	at Kent	81	86	L
Th, 12-3	Boise State@	92	75	W
F, 12-4	San Francisco@	62	44	W
Sa, 12-5	at Hawaii@	58	88	L
W, 12-8	DePaul	80	68	W
F, 12-17	New Orleans!	60	59	W
Sa, 12-18	Northwestern State!	85	74	W
Tu, 12-21	at SMU	81	89	L
W, 12-22	at Texas-Arlington	73	57	W
W, 12-29	#23 SW Missouri	66	63	W
Su, 1-2	at #1 Tennessee*	67	89	L
Sa, 1-8	#25 Georgia*	64	73	L
M, 1-10	at Butler	69	66	W
W, 1-12	at Dayton	76	59	W
Su, 1-16	at Ole Miss*	54	56	L
W, 1-19	Tulane	71	59	W
Sa, 1-22	#23 Auburn*	57	66	L
Tu, 1-25	at Oklahoma	79	93	L
Su, 1-30	at Florida*	69	74	L
W, 2-2	#15 Alabama*	82	75	W
Sa, 2-5	at Kentucky*	60	81	L
M, 2-7	Louisiana State*	64	75	L
Sa, 2-12	South Carolina*	87	77	W
Tu, 2-15	Texas-Pan American	94	59	W
Su, 2-20	at #14 Vanderbilt*	58	67	L
W, 2-23	Oral Roberts	85	51	W
Sa, 2-26	at Mississippi St.*	67	61	W
Tu, 3-1	Oklahoma State (OT)	90	93	L
F, 3-4	Georgia%	62	84	L

* — Southeastern Conference Game

@ — Rainbow Wahine Classic, Honolulu, Hawaii

! — Arkansas Dial Classic III, Fayetteville


% — SEC Tournament, Chattanooga, Tenn.

Coach Gary Blair

10 years, 198-120

1993-2003

The longest tenured coach in Lady Back history, Gary Blair will be forever remembered for two improbable runs against the odds and one of the most famous players in school history.



Taking over after a successful run at Stephen F. Austin, Blair promised to take Arkansas the next step toward the Final Four. His first recruiting class made good on the pledge. Led by four-time AP all-America honorable mention Christy Smith, Arkansas became the first un-ranked team in NCAA history to reach the Final Four. Before the epic 1998 West Regional run, Blair led Arkansas into the NCAA tournament in 1995 thanks to Smith's SEC Freshman of the Year effort to rally Arkansas from a 1-3 league start to a 7-4 close to tie for fourth. Blair was named national coach of the year by two publications after the 1998 season. A disappointing 1999 saw Arkansas become one of a handful of Final Four teams to fail to return to the tournament, but Blair rallied the team to the 1999 WNIT Championship in front of a school, state and then WNIT record crowd of 14,163 at Walton Arena. His final three seasons were NCAA trips before departing to become the head coach at Texas A&M in 2004.

Year 19



1994-95

1995 Midwest Region Second Round

Front row, from left: senior guard Debbie Olivas, sophomore forward Toya Marshall, freshman point guard Christy Smith, sophomore guard Kimberly Wilson, junior post Kelly Johnson, freshman guard Tiffany Wright, senior guard Allyson Twiggs, sophomore guard Taqueta Roberson, freshman guard Robin Alpe. **Back row, from left:** manager David Weaver, manager Amy Clement, assistant coach Kit Kyle, head coach Gary Blair, freshman post Karen Jones, senior post Stephanie Bloomer, senior post Rochelle Masengill, sophomore post Carrie Parker, freshman guard Treva Christensen, assistant coach Tom Collen, assistant coach Amber Nicholas, trainer Ruth DeBro, manager Tom Halbmaier.

1994-95

Overall: 23-7

SEC: 7-4 (t4th)

Home: 10-2; **Road:** 8-3; **Neutral:** 5-2

		UA	OPP	W/L
F, 11-25	Pitt@	76	75	W
Sa, 11-26	at UNLV@	88	75	W
Tu, 11-29	Northeast La.	74	59	W
F, 12-2	St. Mary's!	66	48	W
Sa, 12-3	SMU!	85	79	W
Tu, 12-6	at #6 Alabama*	79	93	L
Sa, 12-10	at #25 SW Missouri	61	60	W
Th, 12-22	Sam Houston	84	63	W
W, 12-28	at Tulane* [24]	83	79	W
M, 1-2	Brown& [24]	76	58	W
Tu, 1-3	St. Joseph's& [24]	72	78	L
W, 1-4	New Hampshire& [24]	75	41	W
Su, 1-8	at #11 Georgia* [24]	67	72	L
W, 1-11	at Oral Roberts	78	63	W
Sa, 1-14	#17 Ole Miss*	74	75	L
Su, 1-22	at Auburn*	80	73	W
W, 1-25	at #23 Okla. St.	79	65	W
Sa, 1-28	#13 Florida*	72	66	W
W, 2-1	Texas Christian [23]	105	64	W
Sa, 2-4	Kentucky* [23]	62	56	W
Tu, 2-7	#2 Tennessee* [20]	67	87	L
Sa, 2-11	at S. Carolina* [20]	63	62	W
Tu, 2-14	at LSU* [18]	82	72	W
Su, 2-19	#8 Vandy* (OT) [18]	73	71	W
W, 2-22	#25 Oklahoma [16]	69	64	W
Su, 2-26	Mississippi St.* [10]	86	63	W
F, 3-3	South Carolina% [16]	80	70	W
Sa, 3-4	#16 Alabama% [16]	72	86	L
Th, 3-16	San Francisco\$ [15]	67	58	W
Sa, 3-18	at #14 Washington\$ [15]	50	54	L

[xx] — Arkansas' ranking at time of game

* — Southeastern Conference Game

! — Arkansas Dial Classic IV, Fayetteville


@ — 7-Up/Desert Classic, Las Vegas, Nev.

& — FIU Sun & Fun, Miami, Fla.

^ — Lakefront Arena, Kenner, La.

% — SEC Tournament, Chattanooga, Tenn.

\$ — NCAA Mideast Subregional, Seattle, Wash.



Kelly Johnson

After starting league play 1-3, including a heartbreaking one-point loss to Ole Miss, not a lot of folks held high hopes for Arkansas' SEC finish. Except for Christy Smith. The future SEC Freshman of the Year had proved tenacious in the non-conference schedule, and embarked on an improbable run of playing every minute of every SEC game -- both regular season and tournament. Her grit combined with the highly-touted freshmen recruits and the experience of seniors Stephanie Bloomer and Allyson Twiggs powered Arkansas to a 6-1 finish in SEC play to tie for fourth place overall. The highlight of the run was an upset of eighth-ranked Vanderbilt. Winning eight of the last 10 games of the season, Arkansas was rewarded with a sixth seed in the NCAA Midwest Region. The 1995 team also set the school record for free throw percentage (.770).

Year 20



1995-96

Pre-Season WNIT Runner-Up & NWIT 4th place

Front row, from left: Robin Alpe, Roxanne McCrory, Christy Smith, Taqueta Robertson, Kelly Johnson, Kimberly Wilson, Tennille Adams, Toya Marshall, Sytia Messer, Carrie Satterfield; **back row, from left:** Tom Collen, assistant coach; Kit Kyle, assistant coach; Amy Clement, manager; Tom Halbmaier, manager; Tiffany Wright, Carrie Parker, Shaka Massey, Karen Jones, Treva Christensen, David Weaver, manager; Ruth DeBro, trainer; Debbie Olivas, student assistant coach; Amber Nicholas, assistant coach; Gary Blair, head coach.

1995-96

Overall: 21-13

SEC: 3-8 (10th)

Home: 14-4; **Road:** 5-6; **Neutral:** 2-3

	Preseason #10	UA	OPP	W/L
W, 11-15	NW State# (20T) [10]	84	83	W
F, 11-17	Drake# [10]	81	76	W
Su, 11-19	Ohio St# [10]	86	80	W
Tu, 11-21	#11 Colorado# [9]	71	73	L
F, 11-24	Florida A&M! [9]	80	73	W
Sa, 11-25	Rice! [9]	81	68	W
M, 11-27	Texas Southern [9]	98	35	W
W, 11-29	at Northeast La. [9]	77	62	W
Sa, 12-2	at Wichita State [9]	70	67	W
Su, 12-10	SW Missouri [7]	65	58	W
Th, 12-21	at Texas Christian [8]	83	52	W
F, 12-29	Alcorn& [8]	72	53	W
Sa, 12-30	at Baylor& [8]	67	47	W
Tu, 1-2	Dayton [8]	70	53	W
Th, 1-4	#19 Alabama* (OT) [8]	85	92	L
Sa, 1-6	at Miss St.* [8]	67	77	L
Tu, 1-9	at Illinois [14]	64	88	L
Su, 1-14	#2 Vanderbilt* [14]	60	65	L
W, 1-17	at #4 Tennessee* [20]	66	78	L
Su, 1-21	South Carolina* [20]	66	58	W
Tu, 1-23	at LSU* [22]	73	72	W
Su, 1-28	at Kentucky* [22]	65	69	L
W, 1-31	Louisiana State* [24]	74	65	W
Su, 2-4	at #21 Florida*	57	73	L
W, 2-7	#21 Oklahoma St.	66	62	W
Tu, 2-13	#23 S.F. Austin	81	60	W
Sa, 2-17	at #21 Ole Miss*	62	73	L
Tu, 2-20	#17 Auburn* (OT)	73	72	W
Th, 2-22	Oral Roberts	68	45	W
Sa, 2-24	#2 Georgia*	54	87	L
F, 3-1	#23 Ole Miss%	73	76	L
Th, 3-21	Princeton\$	83	51	W
F, 3-22	Arizona\$	77	80	L
Sa, 3-23	Louisiana State\$	63	91	L

[xx] — Arkansas' ranking at time of game

* — Southeastern Conference Game

— Pre-Season WNIT, Fayetteville

! — Arkansas Dial Classic V, Fayetteville



Sytia Messer

Preseason top 10 for the first time since the SWC glory days and set to play in the Preseason WNIT, Arkansas looked ready to roll into the SEC elite. The only loss in an impressive start of 13-1 came in the final minute of the title game to ninth-ranked Colorado. But at the start of conference play, Bama stunned UA at home in overtime, setting off a five-game losing streak. Just as the team recovered with back-to-back league wins, Arkansas lost both the game and its star point guard at Kentucky as Christy Smith's season ended with a torn ACL. Arkansas rallied again, notably with the overtime win in the rescheduled Snow Game against Auburn, but it was not enough to overcome the slow league start. Instead, Arkansas headed to Amarillo for what proved to be the final NWIT.

& — Dr. Pepper/Lady Bear Hol. Classic, Waco, Texas

% — SEC Tournament, Chattanooga, Tenn.

\$ — NWIT, Amarillo, Texas

Year 21



1996-97

Front row, from left: Treva Christensen, Karyn Karlin, Roxanne McCrory, Taqueta Roberson, Sytia Messer, Kimberly Wilson, Carrie Satterfield, Tiffany Wright, Christy Smith, Tennille Adams; **back row, from left:** Tom Halbmaier, manager, David Weaver, manager; Gary Blair, head coach; Trenia Tillis, assistant coach; Karen Jones, Shaka Massey, Carrie Parker, Tom Collen, assistant head coach; Amber Nicholas, assistant coach; Kris Ring, trainer; Amy Clement, manager; Jason Clemons, manager.

1996-97

Overall: 18-10

SEC: 5-7 (7th)

Home: 12-3; **Road:** 3-6; **Neutral:** 3-1

	Preseason #18	UA	OPP	W/L
Sa, 11-23	Texas-Arlington [19]	64	53	W
Tu, 11-26	at SW Missouri [20]	75	62	W
F, 11-29	Southern Utah! [20]	94	61	W
Sa, 11-30	Sam Houston! [20]	76	51	W
Tu, 12-3	at Rice [21]	61	77	L
Sa, 12-7	Boise State& [21]	73	44	W
Su, 12-8	Pacific& [21]	93	59	W
W, 12-18	St. Louis [23]	69	43	W
F, 12-20	McNeese St. [23]	81	54	W
Su, 12-22	Western Illinois [23]	100	49	W
Su, 12-29	#6 Tennessee* [22]	77	75	W
Tu, 12-31	Alcorn State [13]	90	56	W
Su, 1-5	Miss State* [10]	84	67	W
Tu, 1-8	at Illinois [10]	81	100	L
Su, 1-12	at #8 Vanderbilt* [10]	68	77	L
Sa, 1-18	at South Carolina* [13]	82	71	W
Tu, 1-21	at Louisiana State* [13]	72	79	L
Sa, 1-25	Kentucky* [13]	88	55	W
Tu, 1-28	at #20 SFA (OT) [18]	85	76	W
Su, 2-2	#13 Florida* (OT) [18]	66	79	L
Th, 2-6	at #7 Alabama* [17]	61	102	L
Su, 2-9	at Auburn* [17]	77	85	L
M, 2-10	Wofford [21]	76	39	W
Su, 2-16	Ole Miss* [21]	71	62	W
W, 2-19	#13 LSU* [20]	66	76	L
Su, 2-23	at #5 Georgia* [20]	63	79	L
F, 2-28	Kentucky% [23]	71	60	W
Sa, 3-1	#7 Alabama%	63	85	L


[xx] — Arkansas ranking at time of game

* — Southeastern Conference Game

! — Arkansas Dial Classic VI, Fayetteville

& — Kona Classic, Kona, Hawaii

% — SEC Tournament, Chattanooga, Tenn.



Kimberly Wilson

Another year of incredible highs and incomprehensible lows for the LadyBacks. The guard combo of Christy Smith and Kimberly Wilson scored 20-plus each and Sytia Messer turned in her finest defensive effort to limit Chamiqua Holdsclaw to her first single-digit game as a collegian as Arkansas upset sixth-ranked Tennessee. It was part of another 13-1 start, but a 3-8 road record and a 5-7 conference finish left Arkansas on the bubble. This was the year ESPN decided to visit the LadyBack locker room for Selection Sunday, but UA's bubble was burst by the selection committee. With no postseason NIT available, a stunned Arkansas team was left with nothing to do but get ready for next season.

Year 22



1997-98

1998 Final Four – West Region Champions

Front row, from left: junior post Tennille Adams, freshman guard Lonniya Bragg, freshman guard Wendi Willits, junior guard Sytia Messer, junior guard Carrie Satterfield, junior guard Kamara Stancle, senior point guard Christy Smith, senior forward Tiffany Wright, junior post Brandi Whitehead. **Back row, from left,** assistant coach Vic Schaefer, assistant coach Amber Nicholas, trainer Kris Ring, stud. trainer Sheryl Taylor, manager Malina Qaddoumi, manager David Weaver, freshman post Celia Anderson, junior guard Treva Christensen, sophomore post Karyn Karlin, senior post Karen Jones, manager Jason Clemons, manager Amira Qaddoumi, manager Amy Clement, assistant coach Trenia Tillis, head coach Gary Blair.

1997-98

Overall: 22-11

SEC: 7-7 (6th)

Home: 10-3; **Road:** 6-5; **Neutral:** 6-3

		UA	OPP	W/L
F, 11-21	at Providence	93	82	W
Su, 11-23	#11 Iowa#	83	57	W
W, 11-26	Wichita State [24]	73	53	W
F, 11-28	Georgia Southern! [24]	104	71	W
Sa, 11-29	Montana! [24]	81	68	W
Tu, 12-2	at Oral Roberts [20]	82	59	W
Th, 12-4	at Louisville [20]	69	57	W
Su, 12-7	SW Missouri [20]	67	79	L
F, 12-19	Memphis [24]	93	84	W
Su, 12-21	Utah## [24]	64	73	L
Su, 12-28	at Valparaiso (OT) [25]	77	69	W
Tu, 12-30	Missouri [25]	80	79	W
Th, 1-1	at #1 Tennessee*	58	88	L
Tu, 1-6	Louisiana State*	81	66	W
Su, 1-11	Alabama* (OT)	102	90	W
Th, 1-15	at Miss. State*	80	73	W
Su, 1-18	#6 Vanderbilt* (OT)	80	85	L
W, 1-21	at #18 Georgia*	51	81	L
Sa, 1-24	South Carolina*	86	67	W
W, 1-28	Miss. State*	89	70	W
Sa, 1-31	at Kentucky*	79	63	W
Th, 2-5	at #10 Florida*	69	80	L
Su, 2-8	Auburn*	71	63	W
W, 2-11	at Louisiana State*	55	77	L
Sa, 2-14	at Ole Miss*	50	68	L
F, 2-20	Georgia* (OT)	81	86	L
Th, 2-26	Auburn%	59	43	W
F, 2-27	#10 Florida%	49	63	L
Sa, 3-14	#20 Hawai'i\$	76	70	W
M, 3-16	Harvard\$	82	64	W
Sa, 3-21	Kansas\$\$	79	63	W
M, 3-23	#8 Duke\$\$	77	72	W
F, 3-27	#1 Tennessee\$\$\$	58	86	L

[xx] — Arkansas ranking at time of game


* — Southeastern Conference Game

% — SEC Tournament, Columbus, Ga.

— Reebok Classic, Fleet Center, Boston, Mass.

! — Arkansas Dial Classic VII, Fayetteville

— DMC Shootout, Fort Worth, Texas



4x AP All-America hon. men. Christy Smith

Arkansas used the same formula of 1995 -- impact freshmen and senior leadership -- to return to the postseason. Now the '95 freshmen were the '98 leaders, and despite preseason knee problems, seniors Christy Smith and Karen Jones would not be denied their ultimate goal. While the miracle run at the NCAA West Regional is well known, often overlooked are the key non-conference games -- the half-court back-breaker by Smith at Louisville and the OT rally at Valpo -- plus the must-win "playoff" for the at-large berth with Auburn at the SEC tournament. This was a heartbreak team that set the mark for most conference overtime games in a season with three.

\$ -- NCAA West Region 1st & 2nd Round, Palo Alto, Calif.

\$\$ -- NCAA West Regional, The New Arena, Oakland, Calif.

\$\$\$ -- NCAA Final Four, Kemper Arena, Kansas City, Kan.

Year 23



1998-99

1999 Women's NIT Champions

Front row, from left: Amy Wright, Krystal Osborne, Wendi Willits, Sytia Messer, Kamara Stancle, Lonniya Bragg, Carrie Satterfield. **Back row, from left:** manager Malina Qaddoumi, student trainer Christie Clem, assistant coach Vic Schaefer, athletic trainer Kris Ring, assistant coach Trenia Tillis, Brandi Whitehead, Tennifer Adams, Karyn Karlin, Celia Anderson, Treva Christensen, Joy Oakley, head coach Gary Blair, assistant coach Amber Nicholas, manager Jason Clemons, manager Amira Qaddoumi.

1998-99

Overall: 20-14

SEC: 5-9 (11th)

Home: 15-4; **Road:** 3-8; **Neutral:** 2-2

	Preseason #18	UA	OPP	W/L
F,11-13	#19 Stanford# [18]	76	71	W
Sa,11-14	#3 Connecticut# [18]	64	100	L
M,11-16	Providence [18]	110	59	W
F,11-20	South Alabama! [18]	95	38	W
Sa,11-21	Louisville! [18]	70	61	W
Tu,11-24	Baylor [14]	75	64	W
Sa,11-28	Oral Roberts [14]	84	56	W
Tu,12-1	at Memphis [13]	58	70	L
Sa,12-5	at #22 Geo. Wash. [13]	56	74	L
Tu,12-8	SW Missouri	50	70	L
Th,12-17	#2 Tennessee*	62	82	L
Sa,12-19	Missouri	80	60	W
Tu,12-29	St. Bonaventure&	97	67	W
W,12-30	at Montana&	74	54	W
W,1-6	at LSU*	51	85	L
Sa,1-9	#17 Penn State	82	78	W
Th,1-14	Miss. State*	85	58	W
Su,1-17	at Vanderbilt*	57	73	L
Th,1-21	#5 Georgia*	59	68	L
Su,1-24	at S. Carolina*	88	80	W
Th,1-28	at Miss. State*	60	81	L
Su,1-31	Kentucky* (OT)	74	69	W
Th,2-4	Florida*	77	87	L
Su,2-7	at #19 Auburn*	46	66	L
Th,2-11	#20 LSU*	86	61	W
Su,2-14	Ole Miss*	73	80	L
Th,2-18	at #25 Alabama*	77	73	W
Su,2-21	at #14 Georgia*	82	98	L
Th,2-24	Miss. State%	70	79	L
F,3-12	Northwestern St.\$	78	60	W
Su,3-14	Oklahoma\$ (OT)	97	93	W
W,3-17	Rice\$\$	76	70	W
Sa,3-20	Drake\$\$\$	80	56	W
Tu,3-23	Wisconsin\$\$\$\$	67	64	W


[xx] — Arkansas' ranking at time of game

* — Southeastern Conference Game

% — SEC Tournament, Chattanooga, Tenn.

— Four in the Fall, San Jose Arena, San Jose, Calif.

! — Arkansas Classic, Fayetteville



WNIT MVP Lonniya Bragg

Losing several starters from the Final Four team, Arkansas answered the persistent question from the 1998 run by defeating Stanford at San Jose in the season opener. The five-game run to the WNIT title was the highlight of a year of tremendous highs and lows. The season in a player was Karyn Karlin, the leading scorer who pushed Arkansas to a stunning upset over Penn State on CBS but saw her season end early with a torn ACL at Auburn.

& — Lady Griz Holiday Classic, Missoula, Mt.

\$ — WNIT 1st & 2nd Round, Fayetteville

\$\$ — WNIT Quarterfinals, Fayetteville

\$\$\$ — WNIT Semifinals, Fayetteville

\$\$\$\$ — WNIT Championship, Fayetteville

Year 24



1999-2000

2000 Women's NIT Semifinalists

Front row, from left: senior Karyn Karlin, freshman Lakishia Harper, junior Wendi Willits, freshman Dana Cherry, sophomore Amy Wright, freshman India Lewis, junior Lonniya Bragg; **standing, from left,** administrative assistant Mike Neighbors, manager Malina Qaddoumi, manager Jason Clemons, assistant coach Vic Schaefer, assistant coach Trenia Tillis, senior Brandi Whitehead, junior Celia Anderson, freshman Katrina Nesby, sophomore Joy Oakley, assistant coach Amber Shirey, head coach Gary Blair, student trainer Tomika Jones, manager Amira Qaddoumi, trainer Sean Collins.

1999-2000

Overall: 17-15

SEC: 4-10 (10th)

Home: 12-5; **Road:** 4-8; **Neutral:** 1-2

		UA	OPP	W/L
Sa,11-20	La.-Monroe	85	48	W
M,11-22	at Missouri	83	76	W
F,11-26	UNC-Wilmington#	88	77	W
Sa,11-27	at Princeton#	87	45	W
Tu,11-30	#24 Boston College	79	68	W
F,12-3	at Baylor	80	69	W
W,12-8	SW Missouri	64	58	W
F,12-17	North Texas	102	69	W
Su,12-19	Memphis!	82	88	L
Tu,12-21	at New Mexico	66	71	L
Th,12-30	at Tulsa	80	62	W
M,1-3	George Washington	71	83	L
M,1-10	at #2 Tennessee*	69	79	L
Th,1-13	#17 LSU*	69	82	L
Su,1-16	at Kentucky*	60	68	L
Th,1-20	at #22 Miss. St.*	56	69	L
Su,1-23	Vanderbilt*	61	52	W
Th,1-27	S. Carolina*	87	79	W
Su,1-30	Iowa	72	65	W
Th,2-3	Alabama*	66	62	W
Su,2-6	Kentucky*	83	70	W
Th,2-10	at Florida*	73	87	L
Sa,2-12	at #7 LSU*	51	68	L
Th,2-17	at #13 Auburn*	56	73	L
Su,2-20	Georgia*	69	72	L
Th,2-24	#13 Auburn*	58	71	L
Su,2-27	at Ole Miss*	63	78	L
Th,3-2	Florida%	86	96	L
We,3-15	Wichita State\$	83	63	W
Sa,3-18	Missouri\$ (OT)	89	88	W
Tu,3-21	Georgia Tech\$\$	78	67	W
Sa,3-25	Florida\$\$\$	62	83	L

* — Southeastern Conference Game

% — SEC Tournament, Chattanooga, Tenn.

— Princeton Holiday Classic, Princeton, NJ

! — ALLTEL Arena, North Little Rock, Ark.

\$ — WNIT 1st & 2nd Round, Fayetteville

\$\$ — WNIT Quarterfinals, Fayetteville

\$\$\$ — WNIT Semifinals, Fayetteville



Karyn Karlin

Two notable records belong to the 1999-2000 season. The team capitalized on the 5-0 finish of the previous season with an 8-0 start to break a pair of school records, consecutive wins and consecutive wins to begin the season. Unfortunately, a pair of losing streaks -- five games in January and seven games in February -- sent Arkansas back to the WNIT. The LadyBacks continued their WNIT winning streak into the semifinals before losing to league rival Florida.

Year 25



2000-01

2001 West Region Second Round

Front row, from left: junior Joy Oakley, junior Carla Rhodes, senior Wendi Willits, sophomore Lakishia Harper, junior Amy Wright, sophomore India Lewis, sophomore Dana Cherry, senior Lonniya Bragg. **Back row, from left:** assistant coach Amber Shirey, student assistant trainer Angie Gottsponer, associate head coach Vic Schaefer, manager Malina Qaddoumi, trainer Sean Collins, freshman Sarah Lundberg, senior Celia Anderson, freshman Katrina Nesby, freshman Kiesha Beard, freshman Shameka Christon, freshman Shanna Harmon, head coach Gary Blair, adm. assistant Mike Neighbors, manager Amira Qaddoumi, assistant coach Kelly Bond.

2000-01

Overall: 20-13

SEC: 6-8 (6th)

Home: 9-3; **Road:** 5-7; **Neutral:** 6-3

		UA	OPP	W/L
Sa, 11-18	at Memphis	58	66	L
M, 11-20	at Missouri	67	79	L
F, 11-24	Michigan#	78	67	W
Sa, 11-25	#22 NC State#	46	48	L
Su, 11-26	@Hawai'i#	76	73	W
F, 12-1	Oklahoma St. &	69	61	W
M, 12-4	Brigham Young	93	73	W
Th, 12-7	at Dayton	80	77	W
Su, 12-10	Southeastern La.	97	40	W
Th, 12-21	Harvard!	87	48	W
Sa, 12-30	TCU	81	65	W
Tu., 1-2	at S. Carolina*	49	66	L
F, 1-5	Tulsa	101	60	W
Su, 1-7	#2 Tennessee*	61	76	L
Th, 1-11	at #9 LSU*	54	61	L
Su, 1-14	Kentucky*	69	50	W
Th, 1-18	#21 Miss State*	72	45	W
Su, 1-21	at #15 Vanderbilt*	68	64	W
W, 1-24	at La.-Monroe	86	70	W
Su, 1-28	Auburn*	77	68	W
Th, 2-1	at Alabama*	69	74	L
Su, 2-4	at Kentucky*	84	78	W
Th, 2-8	#6 Florida*	64	75	L
Su, 2-11	#14 LSU*	58	62	L
Th, 2-15	Howard	98	69	W
Su, 2-18	at #5 Georgia*	60	81	L
Th, 2-22	at Auburn*	60	68	L
Sa, 2-24	Ole Miss*	82	64	W
Th, 3-1	Miss State%	94	76	W
F, 3-2	#10 Florida%	78	69	W
Sa, 3-3	#6 Georgia%	44	63	L
Sa, 3-17	#24 Baylor\$	68	59	W
M, 3-19	#5 Duke\$	54	75	L

* — Southeastern Conference Game


% — SEC Tournament, Memphis, Tenn.

— Rainbow Wahine, Honolulu, Hawai'i

& — The Myriad, Oklahoma City, Okla.

! — ALLTEL Arena, North Little Rock, Ark.

\$ — NCAA 1st & 2nd Round, Durham, N.C.



Wendi Willits

Arkansas' first full season in the 21st century was the year of the three-pointers. Wendi Willits finished her career by adding the career trey mark -- 316 -- to her long list of three-point records at Arkansas. Willits' outside shooting drove this team to a school-record 202 three-point goals. The emergence of freshman Shameka Christon gave Arkansas great balance as the 2000-01 team became the seventh -- and most recent -- team in school history to finish the year with four double-digit scorers.

Year 26



2001-02

2002 Mid-east Region Second Round

Front row, from left: senior Joy Oakley, senior Carla Rhodes, junior Lakishia Harper, senior Amy Wright, junior Kela Peterson, junior India Lewis, junior Dana Cherry. **Back row, from left:** student trainer Shane Bjornberg, trainer Sean Collins, mgr. Allison Singleton, associate head coach Vic Schaefer, assistant coach Amber Shirey, sophomore Shanna Harmon, sophomore Shameka Christon, sophomore Katrina Nesby, freshman Kiesha Beard, freshman Cara Wright, assistant coach Kelly Bond, head coach Gary Blair, admn. assistant Kelley Waters, mgr. Kim Markham, mgr. M.J. Keeler.

2001-02

Overall: 20-12

SEC: 7-7 (7th)

Home: 12-2; **Road:** 4-8; **Neutral:** 4-1

		UA	OPP	W/L
Sa, 11-17	La.-Monroe	99	47	W
Tu, 11-20	at Boston College	76	60	W
F, 11-23	at SW Missouri	48	64	L
Su, 11-25	Texas-Arlington!	79	48	W
Su, 12-2	Memphis	85	48	W
W, 12-5	at Tulsa	55	52	W
F, 12-7	Northern Iowa	63	66	L
Su, 12-9	Western Mich. (OT)	73	69	W
W, 12-19	Oklahoma St.	81	78	W
F, 12-21	Dayton	73	55	W
Sa, 12-29	at TCU	58	60	L
W, 1-2	at Brigham Young	85	57	W
Su, 1-6	at Ole Miss*	46	81	L
Th, 1-10	Alabama*	70	84	L
Su, 1-13	at #9 S. Carolina*	66	91	L
Th, 1-17	Kentucky*	76	64	W
Su, 1-20	at LSU*	55	65	L
Th, 1-24	at Miss. State* (OT)	82	85	L
Su, 1-27	#7 South Carolina*	74	46	W
Th, 1-31	#8 Vanderbilt*	67	57	W
Su, 2-3	at Alabama*	72	70	W
Th, 2-7	at #3 Tennessee*	65	93	L
Su, 2-10	LSU*	80	71	W
W, 2-13	Miss. Valley State	83	37	W
Su, 2-17	Auburn*	88	65	W
Th, 2-21	at #16 Florida*	58	64	L
Su, 2-24	#23 Georgia*	66	45	W
Th, 2-28	Ole Miss%	78	60	W
F, 3-1	#12 South Carolina%	79	61	W
Sa, 3-2	#6 Vanderbilt%	78	81	L
Sa, 3-15	Clemson\$	78	68	W
M, 3-17	at #11 Kansas State\$	68	82	L

* — Southeastern Conference Game

% — SEC Tournament, Nashville, Tenn.

! — ALLTEL Arena, North Little Rock, Ark.

\$ — NCAA 1st & 2nd Round, Manhattan, Kan.



Amy Wright

The fact Amy Wright broke Amber Nicholas' career assist record was a foregone conclusion at the start of 2001-02; however, that Wright's ball handling ability would lead to a new season-record 205 assists and a whopping 717 for her career wasn't. Lost in her assist record was the senior guard's ability to protect the basketball as the 2001-02 team broke the school record for fewest turnovers with 433 -- highly significant considering the short length of some of Arkansas' early seasons. This team also claimed the school record for most blocked shots in a season with 136.

Year 27




2002-03 2003 West Region Second Round

Front row, from left: freshman Sarah Pfeifer, senior Dana Cherry, senior Kela Peterson, senior Lakishia Harper, senior India Lewis, freshman Rochelle Vaughn, freshman Redd Coleman, freshman Kristin Moore. **Back row, from left:** manager Britteny Johnson, manager Allison Singleton, associate head coach Vic Schaefer, assistant coach Amber Shirey, sophomore Cara Wright, junior Shameka Christon, junior Katrina Nesby, freshman Ruby Vaden, junior Shanna Harmon, graduate assistant trainer John Parrigon, assistant coach Kelly Bond, administrative assistant Kelley Waters, head coach Gary Blair. Not pictured, trainer Sean Collins, sophomore Kiesha Beard.

2002-03
Overall: 22-11
SEC: 7-7 (7th)
Home: 12-2; **Road:** 5-6; **Neutral:** 5-3

		UA	OPP	W/L
Sa, 11-23	Stephen F. Austin [17]	78	54	W
M, 11-25	Texas Christian [17]	76	66	W
Th, 11-28	Old Dominion# [17]	54	49	W
F, 11-29	Hampton# [17]	78	41	W
Sa, 11-30	#1 Duke# (OT) [17]	72	74	L
F, 12-6	Northwestern St& [13]	79	60	W
Sa, 12-7	Rice& [13]	63	50	W
M, 12-9	Tulsa [13]	66	49	W
Th, 12-19	SW Missouri St. [10]	64	46	W
Sa, 12-28	Western Kentucky [10]	71	61	W
M, 12-30	Loyola Marymount [9]	87	52	W
Th, 1-2	at Oklahoma St. [9]	58	60	L
Su, 1-5	Montana St. [11]	85	37	W
M, 1-6	La-Lafayette! [11]	75	57	W
Th, 1-9	at Memphis [11]	78	64	W
Su, 1-12	#13 S. Carolina* [11]	67	58	W
Th, 1-16	Florida* [10]	84	45	W
Su, 1-19	#2 LSU* [10]	82	72	W
Th, 1-23	at #18 Vanderbilt* [8]	59	76	L
Su, 1-26	at Auburn* [8]	36	64	L
Th, 1-30	#4 Tennessee* [12]	79	92	L
Su, 2-2	at Alabama* [12]	59	58	W
Su, 2-9	Ole Miss* [14]	62	60	W
Th, 2-13	at Kentucky* [13]	70	60	W
Su, 2-16	at #15 S. Carolina* [13]	59	83	L
Th, 2-20	#16 Miss. State* [15]	59	72	L
Su, 2-23	at #13 Georgia* [15]	60	69	L
Th, 2-27	at #4 LSU* [21]	57	70	L
Su, 3-2	Alabama* [21]	68	57	W
Th, 3-6	Alabama% [23]	53	48	W
F, 3-7	#6 LSU% [23]	72	78	L
Su, 3-23	at Cincinnati\$ [24]	71	57	W
Tu, 3-25	#5 Texas\$ [24]	50	67	L


[xx] — Arkansas ranking at time of game
* — Southeastern Conference Game
% — SEC Tournament, North Little Rock, Ark.
— Paradise Jam, U.S. Virgin Islands
& — Gene Hackerman Inv., Houston, Texas
! — ALLTEL Arena, North Little Rock, Ark.
\$ — NCAA 1st & 2nd Round, Cincinnati, Ohio



India Lewis

For only the third time in school history, Arkansas started and finished the season ranked in the AP top 25. The 2003 team also got off to one of the four fastest starts in school history, pushing to 10-1. The season peaked with a stunning upset of #2 LSU, 82-72, before one of the largest crowds in school history at Walton Arena. Another five-figure crowd came a week later to see Arkansas come up short against fourth-ranked Tennessee. It was part of a 55,000-fan January for all women's athletics combined in Fayetteville. The year had another peak as the SEC crossed the Mississippi River for the first time for a basketball tournament, and the result was a record-setting attendance at ALLTEL.

Year 28




2003-04

Front row, from left: sophomore forward Sarah Pfeifer, junior guard April Seggebruch, sophomore guard Rochelle Vaughn, freshman guard Kristin Peoples, junior guard Adrienne Bush, junior guard Sheree Thompson, freshman forward Danielle Allen; **back row, standing from left:** manager Allison Singleton, graduate assistant Alli Clark, director of basketball operations Kelley Waters, assistant coach Charity Elliott, assistant coach Rena Faust-Holden, senior post Shanna Harmon, senior forward Shameka Christon, senior post Katrina Nesby, sophomore post Ruby Vaden, sophomore guard-forward Kristin Moore, head coach Susie Gardner, basketball athletic trainer Sean Collins, student athletic trainer Maggie Harrington, assistant coach Amber Shirey and manager Britteny Johnson.

2003-04
Overall: 16-12
SEC: 5-9 (9th)
Home: 7-4; **Road:** 7-7; **Neutral:** 2-1

		UA	OPP	W/L
F, 11-21	at Wichita State	81	72	W
M, 11-24	Rice	65	46	W
F, 11-28	Oregon State#	58	50	W
Sa, 11-29	at Loyola Marymount#	58	64	L
W, 12-3	at Western Ky	67	65	W
Sa, 12-6	at #21 TCU (OT)	62	67	L
Tu, 12-9	at Tulsa	64	43	W
Th, 12-18	Northwestern State!	78	64	W
Sa, 12-20	at Indiana	78	70	W
Su, 12-28	at Stephen F. Austin	79	61	W
Tu, 12-30	McNeese State	72	52	W
F, 1-2	Memphis	79	75	W
Su, 1-4	Oklahoma State	75	55	W
Th, 1-8	at #5 Tennessee*	44	83	L
Su, 1-11	Ole Miss*	67	61	W
Su, 1-18	at South Carolina*	66	52	W
Th, 1-22	#12 LSU*	65	73	L
Su, 1-25	#22 Auburn*	44	71	L
Th, 1-29	#24 Vanderbilt*	69	74	L
Su, 2-1	at Miss. State*	55	57	L
Su, 2-8	#16 Georgia*	71	63	W
Th, 2-12	at #16 LSU*	65	92	L
Su, 2-15	at Alabama*	65	68	L
Th, 2-19	Kentucky*	69	58	W
Su, 2-22	at Florida*	82	68	W
Th, 2-26	#2 Tennessee*	71	93	L
Su, 2-29	at Ole Miss*	73	84	L
Th, 3-4	Miss State%	74	79	L


* — Southeastern Conference Game
% — SEC Tournament, Nashville, Tenn.
-- LMU Thanksgiving Classic, Los Angeles, Calif.
! -- Summit Arena, Hot Springs, Ark.



SEC Player of the Year Shameka Christon

Under new head coach Susie Gardner, Shameka Christon's offensive production jumped to 21.8 ppg to lead the SEC in scoring. As a result, the senior became the first Lady'Back to earn SEC Player of the Year and the first Associated Press Third-Team All-America. Arkansas posted its most wins on the road in almost a decade under its new head coach. The Lady'Backs also notched a school record for most three-point attempts. After the close of the season, Christon became the highest drafted Lady'Back by the WNBA, selected fifth overall by the New York Liberty.

Year 29



2004-05 2005 WNIT Second Round

Front row seated, from left: junior Sheree Thompson, sophomore Kristin Peoples, junior Rochelle Vaughn, senior Adrienne Bush, sophomore Sarah Pfeifer, junior Melissa Hobbs, senior April Seggebruch, freshman Brittney Vaughn, senior Allison Singleton; **back row standing, from left:** graduate assistant athletic trainer Lucy Mansfield, graduate assistant Alli Clark, basketball trainer Phill Vardimann, assistant coach Amber Shirey, assistant coach Rene Faust-Holden, sophomore Danielle Allen, junior Kristina Andjelkovic, junior Ruby Vaden, junior Kristin Moore, freshman Christina Lawrence, assistant coach Johnnie Harris, head coach Susie Gardner, strength coach J.C. Moreau, manager Marie Earwood, manager Britany Johnson, director of basketball operations Kelley Waters.

2004-05

Overall: 17-14

SEC: 3-11 (11th)

Home: 10-4; **Road:** 3-8; **Neutral:** 4-2

		UA	OPP	W/L
F, 11-19	Alabama State	74	49	W
Su, 11-21	Centenary	86	52	W
Th, 11-25	#15 Purdue#	51	55	L
F, 11-26	Idaho St#	69	59	W
Su, 11-28	Western Kentucky	83	79	W
W, 12-1	Indiana	53	50	W
F, 12-3	Wichita State	78	55	W
Tu, 12-7	at Memphis	59	53	W
Th, 12-16	La.-Lafayette!	82	68	W
Tu, 12-21	Oregon	65	62	W
Th, 12-30	at #16 Georgia*	57	78	L
Su, 1-2	at Cincinnati	66	54	W
Th, 1-6	Florida*	56	68	L
Su, 1-9	at Mississippi*	73	85	L
Th, 1-13	at #8 Tennessee*	54	72	L
Su, 1-16	Miss State*	83	71	W
Th, 1-20	at #2 LSU*	45	91	L
Su, 1-23	S. Carolina*	61	49	W
Tu, 1-25	at UM-Kansas City	69	46	W
Su, 1-30	Mississippi*	52	75	L
Th, 2-3	at Auburn*	51	62	L
Th, 2-10	Alabama*	83	68	W
Su, 2-13	Georgia Tech&	71	59	W
Th, 2-17	at #22 Vanderbilt*	43	78	L
Su, 2-20	#6 Tennessee*	71	84	L
Th, 2-24	#1 LSU*	64	90	L
Su, 2-27	at Kentucky*	67	73	L
Th, 3-3	Miss St.%	80	73	W
F, 3-4	Vanderbilt%	60	79	L
F, 3-18	UNLV\$	61	48	W
M, 3-21	at Arkansas State\$\$	84	98	L

* -- Southeastern Conference Game

% -- SEC Tournament, Nashville, Tenn.

-- Flint Hills Resources Islander Classic, Corpus Christi, Texas

! -- ALLTEL Arena, N. Little Rock, Ark.

& -- Russell Athletics Shootout, Duluth, Ga.

\$ -- WNIT First Round, Fayetteville, Ark.

\$\$ -- WNIT Second Round, Jonesboro, Ark.



SEC Scholar-Athlete of the Year Sarah Pfeifer

The 9-1 start for 2004-05 tied the school record for best opening 10 games. Sophomore Sarah Pfeifer was named the SEC Scholar-Athlete of the Year, giving Arkansas back-to-back league-wide player honors. It was an award Pfeifer earned the hard way. Returning to the lineup from shoulder surgery the year before, the redshirt sophomore wasn't supposed to lead the team in scoring. But torn ACLs for two starting post players in the space of three weeks sent the not-quite 6-0 Pfeifer into the land of the giants. A former high school post, she flourished with several 20-point plus games down the stretch to lead Arkansas into the WNIT. The 2005 team shattered the school record for steals thanks to a new commitment to team defense. Nationally ranked during the early half of the season, the duo of Kristen Peoples and Rochelle Vaughn set the pace. Arkansas led the nation in steals deep into the season, finishing with 388. It also led to a near-record with 728 opponent turnovers, significant as the record season of 751 steals had the benefit of two more games than the 2004-05 team.

Year 30



2005-06

Front row seated, from left: senior Adrienne Bush, sophomore Brittney Vaughn, freshman Ayana Brereton, junior Leslie Howard, junior Danielle Allen, senior Rochelle Vaughn, junior Kristin Peoples, senior Sheree Thompson, junior Dominique Washington. **Back row standing, from left:** manager Trudi Spencer, basketball trainer Sara Melby, manager Nathan Bodenstein, assistant coach Amber Shirey, assistant coach Johnnie Harris, freshman Whitney Jones, junior Sarah Pfeifer, senior Kristina Andjelkovic, senior Kristin Moore, senior Melissa Hobbs, head coach Susie Gardner, strength coach J.C. Moreau, assistant coach Khadija Head, student trainer Malinda McNew, graduate assistant coach Allison Singleton.

2005-06

Overall: 13-15

SEC: 5-9 (8th)

Home: 9-4; **Road:** 2-10; **Neutral:** 2-1

		UA	OPP	W/L
F, 11-18	at SMU	73	63	W
M, 11-21	Memphis	99	53	W
F, 11-25	at Oregon	59	70	L
Sa, 11-26	at Portland St.	65	67	L
Tu, 11-29	Grambling	88	69	W
Th, 12-1	Tulsa	64	66	L
Su, 12-4	UMKC	84	57	W
Tu, 12-6	at Western Kentucky	73	89	L
Th, 12-15	Nicholls State!	75	40	W
Su, 12-18	Texas-Pan American	74	44	W
W, 12-21	New Orleans	84	46	W
Th, 12-29	Coppin St.#	49	33	W
F, 12-30	Fla. International#	58	54	L
Th, 1-5	at Miss. State*	66	45	W
Su, 1-8	#20 Vanderbilt* (OT)	52	51	W
Th, 1-12	Auburn*	64	60	W
Su, 1-15	at Alabama*	73	75	L
Su, 1-22	Miss. State*	60	58	W
Th, 1-26	#24 Florida*	69	63	W
Su, 1-29	at S. Carolina*	52	61	L
Th, 2-2	#3 LSU*	59	93	L
Su, 2-5	at #5 Tennessee*	37	77	L
Th, 2-9	at #22 Vanderbilt*	59	64	L
Su, 2-12	Kentucky*	50	79	L
Su, 2-19	at #2 LSU*	42	64	L
Th, 2-23	#13 Georgia*	80	86	L
Su, 2-26	at Ole Miss*	78	85	L
Th, 3-2	Ole Miss %	64	94	L

* -- Southeastern Conference Game

% -- SEC Tournament, N. Little Rock, Ark.

-- FIU Sun & Fun Classic, Miami, Fla.

! -- Summit Arena, Hot Springs, Ark.

Coach

Susie Gardner

4 years, 64-54

2003-2007

Becoming the sixth head coach at Arkansas in April 2003, Susie Gardner posted three winning seasons in her four at Arkansas. Her teams had some historic



high points, including the best starts in SEC (2006) and overall (2006-07), but also had some of the most dramatic lows, longest losing streak and worst SEC regular season mark. Gardner's first teams produced a pair of SEC athletes of the year with Shameka Christon taking overall player of the year in 2004 and Sarah Pfeifer received the scholar-athlete of the year award in 2005. Her final team saw Pfeifer repeat the scholar award and the first double-double player in a generation, Lauren Ervin.

Injuries were the toughest opponent with three starters lost over the course of the year (Sarah Pfeifer's preseason torn ACL, Danielle Allen's ACL and Kristin Peoples' back) plus other limiting injuries (Whitney Jones' shin). In spite of only one player starting every game (Rochelle Vaughn) and four playing every game, the 05-06 team set school records for the best start in SEC play at 5-1, including the first-ever SEC road win in a conference opener.

Year 31



2006-07

Front row seated, from left: Kendra Roberts, Charity Ford, Leslie Howard, Danielle Allen, Dominique Washington, Sarah Pfeifer, Tanisha Smith, Ayana Brereton, Donica Cosby, Brittney Vaughn. **Back row standing, from left:** manager Erin Cox, manager Haley Bestgen, manager Trudi Spencer, graduate assistant Allison Singleton, assistant coach Amber Shirey, assistant coach Johnnie Harris, strength coach J.C. Moreau, LaKendra Spates, Lauren Ervin, Whitney Jones, head coach Susie Gardner, assistant coach Mike Neighbors, director of basketball operations Khadija J. Head, athletic trainer Jeremy Braziel, assistant athletic trainer Katie Weindinger, and manager Nathan Bodenstein.

2006-07

Overall: 18-13

SEC: 3-11 10th

Home: 7-6; **Road:** 9-5; **Neutral:** 2-2

		UA	OPP	W/L
F, 11-10	at Clemson	75	69	W
M, 11-13	Louisiana-Monroe	62	54	W
F, 11-17	at Lipscomb	77	39	W
Sa, 11-18	at Austin Peay	58	46	W
M, 11-20	Wichita State	80	70	W
F, 11-24	Denver#	84	58	W
Sa, 11-25	at Hawai'i#	70	56	W
Su, 11-26	#2 North Carolina#	69	94	L
F, 12-1	Portland State	97	62	W
Su, 12-3	Texas Southern	90	50	W
W, 12-13	SMU [25]	70	58	W
Sa, 12-16	at Tulsa [25]	78	67	W
M, 12-18	at Memphis [24]	70	54	W
W, 12-20	Stephen F. Austin! [Cox] [24]	75	54	W
Th, 12-28	Cincinnati [23]	94	82	W
Sa, 12-30	at St. Louis [23]	66	59	W
Th, 1-4	at #11 Vanderbilt* [20]	61	98	L
Su, 1-7	Miss State* [20]	73	81	L
Su, 1-14	at Auburn* [25]	65	62	W
Th, 1-18	Alabama*	71	63	W
Su, 1-21	at Florida*	67	57	W
Th, 1-25	at #8 LSU*	53	70	L
Su, 1-28	#15 Vanderbilt	34	61	L
Th, 2-1	at Miss State*	75	80	L
Su, 2-4	Ole Miss* (2 OT)	87	90	L
Th, 2-8	S. Carolina* [FSN]	69	74	L
Th, 2-15	#7 LSU*	65	86	L
Su, 2-18	at Kentucky* [FSN]	60	87	L
Th, 2-22	#2 Tennessee* (OT)	68	75	L
Su, 2-25	at #11 Georgia*	51	69	L
Th, 3-1	Kentucky%	57	72	L

* -- Southeastern Conference Game

% -- SEC Tournament, Duluth, Ga.

-- Hawaiian Airlines Rainbow Wahine, Honolulu, HI

! -- Summit Arena, Hot Springs, Ark.



All-SEC Second Team Lauren Ervin

Junior transfer Lauren Ervin became the first double-double player at Arkansas since the great Shelly Wallace in the late 1980s. Ranked nationally for rebounds most the year, she has 11 double-double games -- second only to Wallace for a season or career -- to finish the year with 12 ppg and 10 rpg. Ervin shattered the school marks for blocks in SEC play. A school-record start to the season at 15-1 and a mid-season AP ranking did not last as the Lady'Backs closed with a school-record 10-game losing streak leading to the resignation of Susie Gardner as head coach in early March.

Year 32



2007-08

Front row seated, from left: Shanita Arnold, Charity Ford, Hailey Nutt, Whitney Jones, Sarah Pfeifer, Ayana Brereton, Brittney Richardson, Kendra Howard, Brittney Vaughn. **Back row standing, from left:** manager Trudi Spencer, manager Haley Bestgen, head coach Tom Collen, video coordinator Jake Nelp, assistant coach Greg Collins, associate head coach Timothy Eatman, Whitney Zachariason, Lauren Ervin, Ashlea Williams, assistant coach Zenarae Antoine, strength coach J.C. Moreau, graduate assistant Angie Nelp, basketball athletic trainer Jeremy Braziel, executive director of basketball operations Amber Shirey, manager Erin Cox, assistant athletic trainer Joanna Schafhausen.

2007-08

Overall: 0-0

SEC: 0-0 (H: 0-0; R: 0-0)

Home: 0-0; **Road:** 0-0; **Neutral:** 0-0

	UA	OPP	W/L
Su, 11-11	Lipscomb		
W, 11-14	Jackson State		
Sa, 11-17	Austin Peay		
Tu, 11-20	Tulsa		
F, 11-23	Georgia Southern#		
Sa, 11-24	New Orleans#		
W, 11-28	at Missouri		
Su, 12-2	Clemson		
Tu, 12-4	Sam Houston State		
Th, 12-13	Northwestern State!		
Sa, 12-15	St. Louis		
Tu, 12-18	Memphis		
F, 12-29	Delaware&		
Sa, 12-30	Marquette/Dartmouth		
Sa, 1-5	Texas Tech		
Th, 1-10	LSU*		
Su, 1-13	at Ole Miss*		
Th, 1-17	at Alabama*		
Su, 1-20	Florida*		
Th, 1-24	at Tennessee*		
Su, 1-27	Miss State*		
Su, 2-3	at S. Carolina*		
Th, 2-7	Georgia*		
Su, 2-10	Auburn*		
Su, 2-17	at Florida*		
Th, 2-21	Vanderbilt*		
Su, 2-24	Kentucky*		
Th, 2-28	at LSU*		
Su, 3-2	at Auburn*		

Th-Su, 3-6-9 SEC Tournament Nashville, TN

* -- Southeastern Conference Game

% -- SEC Tournament, Nashville, TN

-- UTSA Thanksgiving Classic, San Antonio, TX

& -- Dartmouth Tournament, Hanover, NH

! -- Summit Arena, Hot Springs, Ark.

Coach Tom Collen

First year, 0-0

2007-

The naming of Arkansas' seventh women's basketball head coach was a homecoming for one of America's most successful coaches, Tom Collen. The recruiting coordinator and eventually assistant head coach during Arkansas' surge to the Final Four in the 1990s, Collen left his mark at Arkansas through his previous players like four-time All-American Christy Smith and future top three-point shooter in America Wendi Willits. Arriving at Arkansas as one of the top 10 winningest women's basketball coaches in the game, Collen in his first nine seasons as a head coach already has 200 career victories and has never missed the postseason with five trips at Colorado State and four at Louisville.



Southeastern Conference Standings

2006-07

	SEC ONLY			OVERALL		
	W	L	PCT	W	L	PCT
Tennessee	14	0	1.000	34	3	.919
Georgia	11	3	.786	27	7	.794
Vanderbilt	10	4	.714	28	6	.765
LSU	10	4	.714	30	8	.789
Ole Miss	9	5	.643	24	11	.686
Miss. State	7	7	.500	18	14	.563
Kentucky	6	8	.429	20	14	.588
S. Carolina	6	8	.429	18	15	.545
Auburn	6	8	.429	21	13	.617
ARKANSAS	3	11	.214	18	13	.581
Florida	2	12	.143	9	22	.290
Alabama	0	14	.000	10	20	.333

2004-05

	SEC ONLY			OVERALL		
	W	L	PCT	W	L	PCT
LSU	14	0	1.000	33	3	.917
Tennessee	13	1	.929	30	5	.857
Vanderbilt	10	4	.714	24	8	.750
Georgia	9	5	.643	24	10	.706
Ole Miss	8	6	.571	19	11	.633
Miss. State	6	8	.429	17	12	.586
Auburn	6	8	.429	16	13	.552
Florida	5	9	.357	14	15	.483
Alabama	4	10	.286	14	15	.483
Kentucky	4	10	.286	18	16	.529
ARKANSAS	3	11	.214	17	14	.548
S. Carolina	2	12	.143	8	21	.279

2000-01

	SEC ONLY			OVERALL		
	W	L	PCT	W	L	PCT
Tennessee	14	0	1.000	31	3	.912
Georgia	11	3	.786	27	6	.818
Florida	11	3	.786	24	6	.800
Vanderbilt	8	6	.571	24	10	.706
LSU	8	6	.571	20	11	.645
ARKANSAS	6	8	.429	20	13	.606
S. Carolina	6	8	.429	11	17	.393
Alabama	5	9	.357	19	12	.613
Auburn	5	9	.357	17	12	.586
Ole Miss	4	10	.286	17	13	.567
Miss. State	4	10	.286	17	14	.548
Kentucky	2	12	.143	6	21	.222

1998-99

	SEC ONLY			OVERALL		
	W	L	PCT	W	L	PCT
Tennessee	13	1	.929	31	3	.912
LSU	10	4	.714	22	8	.733
Georgia	9	5	.643	27	7	.794
Auburn	8	6	.571	20	9	.690
Alabama	7	7	.500	20	11	.645
Miss. State	7	7	.500	17	11	.607
Kentucky	7	7	.500	21	11	.656
Florida	6	8	.429	19	14	.576
Vanderbilt	6	8	.429	13	14	.481
Ole Miss	6	8	.429	15	13	.536
ARKANSAS	5	9	.357	20	14	.588
S. Carolina	0	14	.000	11	16	.407

2005-06

	SEC ONLY			OVERALL		
	W	L	PCT	W	L	PCT
LSU	13	1	.929	31	4	.886
Tennessee	11	3	.786	31	5	.861
Georgia	10	4	.714	23	9	.719
Kentucky	9	5	.643	22	9	.710
Florida	8	6	.571	21	9	.700
Vanderbilt	8	6	.571	21	11	.686
S. Carolina	7	7	.500	17	12	.586
Ole Miss	5	9	.357	17	14	.548
ARKANSAS	5	9	.357	13	15	.464
Auburn	4	10	.286	14	15	.483
Alabama	3	11	.214	9	19	.321
Miss. State	1	13	.071	6	22	.214

2003-04

	SEC ONLY			OVERALL		
	W	L	PCT	W	L	PCT
Tennessee	14	0	1.000	31	4	.886
LSU	10	4	.714	27	8	.771
Auburn	9	5	.643	22	9	.710
Florida	8	6	.571	19	11	.633
Georgia	8	6	.571	25	10	.714
Vanderbilt	8	6	.571	26	8	.765
Ole Miss	7	7	.500	17	14	.548
Miss. State	7	7	.500	14	15	.483
ARKANSAS	5	9	.357	16	12	.571
Alabama	4	10	.286	12	16	.429
Kentucky	3	11	.214	11	17	.393
S. Carolina	1	13	.071	10	18	.357

1999-2000

	SEC ONLY			OVERALL		
	W	L	PCT	W	L	PCT
Georgia	13	1	.929	32	4	.889
Tennessee	13	1	.929	33	4	.892
LSU	11	3	.786	25	7	.781
Auburn	9	5	.643	22	8	.733
Miss. State	8	6	.571	24	8	.750
Vanderbilt	6	8	.429	21	13	.618
Florida	6	8	.429	21	13	.618
Alabama	5	9	.357	15	14	.517
Kentucky	5	9	.357	15	14	.517
ARKANSAS	4	10	.286	17	15	.531
S. Carolina	3	11	.214	13	15	.464
Ole Miss	1	13	.071	12	16	.429

1997-98

	SEC ONLY			OVERALL		
	W	L	PCT	W	L	PCT
Tennessee	14	0	1.000	39	0	1.000
Florida	10	4	.714	23	9	.719
Alabama	10	4	.714	24	10	.706
Vanderbilt	9	5	.643	20	9	.690
Georgia	8	6	.571	17	11	.607
ARKANSAS	7	7	.500	22	11	.667
LSU	7	7	.500	19	13	.594
Kentucky	5	9	.357	13	15	.464
Miss. State	4	10	.286	14	15	.483
Auburn	4	10	.286	16	11	.593
S. Carolina	3	11	.214	13	15	.464
Ole Miss	3	11	.214	12	19	.387



Amy Wright

2002-03

	SEC ONLY			OVERALL		
	W	L	PCT	W	L	PCT
Tennessee	14	0	1.000	33	5	.868
LSU	11	3	.786	30	4	.882
Georgia	10	4	.714	21	10	.677
Miss. State	10	4	.714	24	8	.750
S. Carolina	9	5	.643	23	8	.742
Vanderbilt	9	5	.643	22	10	.688
ARKANSAS	7	7	.500	22	11	.667
Auburn	5	9	.357	23	11	.676
Kentucky	4	10	.286	11	16	.407
Alabama	3	11	.214	13	15	.464
Florida	1	13	.071	9	19	.321
Ole Miss	1	13	.071	12	16	.429

2001-02

	SEC ONLY			OVERALL		
	W	L	PCT	W	L	PCT
Tennessee	13	1	.929	29	5	.853
S. Carolina	10	4	.714	25	7	.781
Vanderbilt	10	4	.714	30	7	.812
LSU	8	6	.571	18	12	.600
Miss. State	8	6	.571	19	12	.613
Florida	8	6	.571	18	11	.621
ARKANSAS	7	7	.500	20	12	.625
Alabama	7	7	.500	19	12	.613
Georgia	6	8	.429	19	11	.633
Ole Miss	3	11	.214	11	17	.393
Auburn	3	11	.214	16	13	.552
Kentucky	1	13	.071	9	20	.310



Arkansas in the AP Poll

Highest Ranking: #7 (12/4/95 & 12/11/95)

Highest Preseason Ranking: #10 (90-91 & 95-96)

Longest Poll Run: 28 weeks (2/19/90 to 12/29/91)

Cons. Weeks in Top 10: 5 (2/11/91 to 3/11/91)

(It's notable that Arkansas was in five of six weeks from 12/16/02 to 1/20/03, and the one week out -- 1/6/03 -- was ranked #11)

While Ranked:

Versus All Teams: 123-46 (.728)

Versus Ranked Teams: 14-32 (.304)

Versus Unranked Teams: 109-14 (.886)

Against the AP Poll

Versus #1	0-15	Versus #6	3-7
Versus #2	1-14	Versus #7	2-6
Versus #3	0-7	Versus #8	4-4
Versus #4	0-5	Versus #9	0-3
Versus #5	0-9	Versus #10	1-2
Versus Teams Ranked #11-#25		34-55	

Highest ranked wins:

Home: #2 LSU (1/19/03)

Road: @#6 Texas (2/23/89)

Neutral: #6 SFA (3/22/90) (@Stanford)

Southeastern Conference Standings



1998 NCAA West Regional MVP Sytia Messer

1996-97

	SEC ONLY			OVERALL		
	W	L	PCT	W	L	PCT
Georgia	11	1	.917	25	6	.806
Alabama	10	2	.833	25	7	.781
Florida	9	3	.750	24	9	.727
LSU	9	3	.750	25	5	.833
Tennessee	8	4	.750	29	10	.744
Vanderbilt	6	6	.500	20	11	.645
ARKANSAS	5	7	.417	18	10	.643
Ole Miss	5	7	.417	16	11	.593
Auburn	5	7	.417	22	10	.688
Kentucky	2	10	.167	8	19	.296
Miss. State	1	11	.083	11	16	.407
S. Carolina	1	11	.083	12	15	.44

1994-95

	SEC ONLY			OVERALL		
	W	L	PCT	W	L	PCT
Tennessee	11	0	1.000	34	3	.919
Georgia	8	3	.727	28	5	.848
Vanderbilt	8	3	.727	25	8	.800
ARKANSAS	7	4	.636	23	7	.767
Florida	7	4	.636	24	9	.727
Alabama	7	4	.636	22	9	.710
Ole Miss	6	5	.545	21	8	.724
Auburn	5	6	.455	17	10	.630
Kentucky	4	7	.364	14	14	.500
S. Carolina	1	10	.091	12	16	.429
Miss. State	1	10	.091	9	18	.333
LSU	1	10	.091	7	20	.259

1995-96

	SEC ONLY			OVERALL		
	W	L	PCT	W	L	PCT
Georgia	10	1	.909	28	5	.848
Tennessee	9	2	.818	32	4	.889
Vanderbilt	7	4	.636	23	8	.742
Alabama	7	4	.636	24	8	.750
Auburn	6	5	.545	23	9	.719
Florida	6	5	.545	21	9	.700
Ole Miss	6	5	.545	18	11	.621
LSU	4	7	.364	21	11	.656
Miss. State	4	7	.364	13	14	.481
ARKANSAS	3	8	.273	21	13	.645
S. Carolina	2	9	.182	16	12	.571
Kentucky	2	9	.182	8	19	.296

1993-94

	SEC ONLY			OVERALL		
	W	L	PCT	W	L	PCT
Tennessee	11	0	1.000	31	2	.939
Vanderbilt	9	2	.818	25	8	.758
Florida	8	3	.727	22	7	.759
Alabama	7	4	.636	26	7	.788
Ole Miss	7	4	.636	24	9	.727
Auburn	6	5	.545	20	10	.667
Georgia	5	6	.455	17	11	.607
Kentucky	5	6	.455	17	11	.607
ARKANSAS	3	8	.273	15	14	.517
S. Carolina	2	9	.182	14	13	.519
LSU	2	9	.182	11	16	.519
Miss. State	1	10	.090	8	18	.307



1992-93

	SEC ONLY			OVERALL		
	W	L	PCT	W	L	PCT
Tennessee	11	0	1.000	29	3	.906
Auburn	9	2	.818	25	4	.862
Vanderbilt	9	2	.818	30	3	.909
Florida	6	5	.545	19	10	.655
Alabama	6	5	.545	22	9	.710
Kentucky	5	6	.455	18	10	.643
S. Carolina	5	6	.455	17	10	.630
ARKANSAS	4	7	.364	13	14	.481
Georgia	4	7	.364	21	13	.618
Ole Miss	4	7	.364	19	10	.621
Miss. State	3	8	.273	14	13	.519
LSU	0	11	.000	9	18	.333

1991-92

	SEC ONLY			OVERALL		
	W	L	PCT	W	L	PCT
Ole Miss	11	0	1.000	29	3	.906
Tennessee	10	1	.909	28	3	.903
Alabama	7	4	.636	23	7	.767
Vanderbilt	6	5	.545	22	9	.710
Georgia	6	5	.545	19	11	.633
Kentucky	5	6	.455	16	14	.533
Auburn	4	7	.364	17	12	.586
Miss. State	4	7	.364	15	13	.536
Florida	4	7	.364	15	13	.536
LSU	4	7	.364	16	13	.552
ARKANSAS	3	8	.273	11	14	.440
S. Carolina	2	9	.222	13	15	.464

Back in the Day

SEC Scheduling


Starting with the 2010 SEC championship season, women's basketball will begin a 16-game schedule using the divisional play format established for all sports when the league expanded to 12 teams. For the first time ever, Arkansas will compete for the Western Division title in women's hoops along with the overall SEC Championship.

The road to a 16-game format -- home and home within the division and single round-robin with the opposite division -- has been a long path for women's basketball.

When Arkansas joined the SEC in 1991, the league played a single round-robin schedule. To promote women's basketball, the conference required each team to play home-and-home with a fixed "rival" partner in 1996 with the 12th game that did not count. For Arkansas, this became LSU. Several SEC teams (UT-Vandy, Ole Miss-MSU, Auburn-Bama) had home-and-home series in previous years and simply designated one game as the league counter. The next season, 1997, both games counted for a 12-game season.

A NCAA mandated minimum 14 regular-season games against conference opponents brought about the current 14-game format in 1998. The formula starts with round-robin against the entire league, then adds home-and-home with the rival partner and a rotating home-and-home with one team from the Eastern Division and one team from the Western Division. The schedule operates on a two-year cycle.

The 2007-08 season completes the rotation for all teams against the opposite division as Arkansas finishes the Eastern Division with Florida and picks up Auburn for a second time from the West. With only four teams to rotate within a division (the permanent partners are within the respective divisions), Arkansas has Auburn for the second time.



Freshman of the Year

Two Lady Razorback basketball players have earned SEC Freshman of the Year honors -- Christy Smith (above) in 1995 and Karyn Karlin in 1997 (right). While one was a point and the other a post, they share one thing in common. Both were recruited to Arkansas by then recruiting coordinator, now head coach, Tom Collen.



Versus Opponents

OPPONENT	W	L	PCT	PF	PA	1ST GAME	SCORE	LAST GM	SCORE
Akron	1	0	1.000	70	62	87-88	70-62		
Alabama	11	12	.478	1635	1693	79-80	68-54	06-07	71-63
Alabama State	2	0	1.000	158	80	91-92	84-31	04-05	74-49
Alabama-Birmingham	0	1	.000	48	82	80-81	48-82		
Alaska-Anchorage	1	0	1.000	85	52	81-82	85-52		
Alcorn State	2	0	1.000	162	109	95-96	72-53	96-97	90-56
Arizona	0	1	1.000	77	80	95-96	77-80		
Arizona State	1	0	1.000	85	63	89-90	85-63		
Arkansas College	1	0	1.000	57	39	81-82	57-39		
Ark.-Little Rock	1	0	1.000	74	54	77-78	74-54		
Arkansas State	5	3	.675	511	476	77-78	59-67	04-05	84-98
Ark. St.-Beebe	1	0	1.000	62	58	77-78	62-58		
Arkansas Tech	2	6	.250	444	462	76-77	53-49	80-81	64-70
Auburn	9	12	.429	1309	1412	84-85	65-70	06-07	65-62
Austin Peay	1	0	1.000	58	46	06-07	58-46		
Bartlesville Wesleyan	2	0	1.000	176	48	76-77	68-19	76-77	108-29
Baylor	21	5	.807	2103	1733	77-78	62-71	00-01	68-59
Boise State	2	0	1.000	165	119	93-94	92-75	96-97	73-44
Boston College	3	0	1.000	260	202	90-91	105-74	01-02	76-60
Brigham Young	2	0	1.000	178	130	00-01	93-73	01-02	85-57
Brown	1	0	1.000	76	58	94-95	76-58		
Butler	2	0	1.000	149	132	92-93	80-66	93-94	69-66
California	2	1	.667	258	212	81-82	62-66	86-87	112-80
California-Los Angeles	1	0	1.000	90	80	89-90	90-80		
Cal Poly-Pomona	1	0	1.000	58	48	83-84	58-48		
Cal St-Long Beach	0	1	.000	58	76	86-87	58-76		
Carl Albert	1	0	1.000	50	41	76-77	50-41		
Centenary	3	0	1.000	281	154	81-82	78-55	04-05	86-52
Central Arkansas	1	0	1.000	65	59	77-78	65-59		
Central Florida	1	0	1.000	101	74	85-86	101-74		
Cincinnati	3	0	1.000	231	183	02-03	71-57	06-07	94-82
Clemson	2	0	1.000	153	137	01-02	78-68	06-07	75-69
Colorado	1	2	.333	194	218	91-92	56-51	95-96	71-73
Coppin State	1	0	1.000	49	33	05-06	49-33		
Connecticut	0	1	.000	64	100	98-99	64-100		
Cottey College	2	0	1.000	170	73	76-77	73-44	77-78	97-29
Creighton	1	0	1.000	84	56	84-85	84-56		
Crowder College	1	0	1.000	63	51	79-80	63-51		
Dayton	4	0	1.000	299	244	93-94	76-59	01-02	73-55
Delaware	First Meeting, 2007-08								
Delta State	1	2	.333	201	236	80-81	53-84	82-83	84-77
Denver	1	0	1.000	84	58	06-07	84-58		
DePaul	1	1	.500	127	139	92-93	47-71	93-94	80-68
Detroit	1	0	1.000	112	68	89-90	112-68		
Drake	2	1	.667	221	219	80-81	60-87	98-99	80-56
Duke	1	2	.333	203	221	97-98	77-72	02-03	72-74 (OT)
Eastern Oklahoma	0	2	.000	129	151	77-78	90-98	79-80	39-53
Evangel College	1	0	1.000	88	41	81-82	88-41		
Florida	6	14	.300	1344	1423	91-92	46-58	06-07	67-57
Florida A&M	1	0	1.000	80	73	95-96	80-73		
Florida International	0	1	.000	54	58	54-58			
George Washington	0	2	.000	126	157	98-99	56-74	99-00	71-83
Georgia	3	18	.136	1412	1709	80-81	49-61	06-07	57-69
Georgia Southern	1	0	1.000	104	71	97-98	104-71		
Georgia State	1	0	1.000	70	62	82-83	70-62		
Georgia Tech	2	0	1.000	149	124	99-00	78-67	04-05	71-59
Grambling	5	0	1.000	414	304	81-82	83-60	05-06	88-69
Hampton	1	0	1.000	78	41	02-03	78-41		
Harvard	2	0	1.000	169	112	97-98	82-64	00-01	87-48
Hawai'i	3	2	.600	346	372	87-88	66-85	06-07	70-56
Houston	14	8	.636	1616	1575	78-79	40-69	91-92	61-78

Composite Records

Arkansas' record in . . .

Openers	25-6
Home Openers	30-1
(22 straight since 1983-84)	
Road Openers	19-12
Senior Nights	19-12
SWC Games	104-32
SEC Games	74-119
SEC Openers	4-12
SEC Road Opener	1-15
SEC Home Opener	6-10
TV/Cable Games	86-64

In tournaments held . . .

Pre-Season	3-1
Post-Season	45-36
In-Season	77-57
At UA	26-0
SWC Classic	9-8
SEC Tournament	9-16
AIAW	2-3
NWIT	4-2
NCAA	12-9
WNIT	9-2

Arkansas' record when . . .

At Home	307-85	(.783)
In Bud Walton Arena	148-50	(.747)
In Barnhill Arena	159-35	(.820)
On the Road	165-201	(.451)
At Neutral Sites	88-58	(.602)
All Conference Games	181-162	(.528)
In 31 years	560-345	

By the Months

In November	88-26	(.772)
In December	135-55	(.711)
In January	153-110	(.582)
In February	136-114	(.544)
In March	50-43	(.538)

By the Days

On Monday	36-21	(.632)
On Tuesday	82-42	(.661)
On Wednesday	67-20	(.770)
On Thursday	70-71	(.496)
On Friday	77-41	(.652)
On Saturday	163-84	(.660)
On Sunday	67-60	(.528)

Arkansas on . . .

Mexican Revolution Day (Nov. 20)	3-1
Thanksgiving (4th Thurs. of Nov.)	1-1
Thanksgiving Friday	16-5
Finnish Independence Day (Dec. 6)	5-4
Pearl Harbor Day (Dec. 7)	4-5
(FYI -- First win came in Hawai'i)	
Christmas Eve (Dec. 24)	0-0
New Year's Eve (Dec. 31)	2-0
New Year's Day (Jan. 1)	0-1
Epiphany (Jan. 6)	5-5
Martin Luther King Day (Trad. Jan. 15)	3-2
Australia Day (Jan. 26)	5-4
(Also Republic Day in India)	
Super Bowl Sundays (Varies)	IV-VII
Ground Hog Day (Feb. 2)	7-2-1
(Appropriately, one GHD game cancelled due to weather)	
New Zealand Day (Feb. 6)	3-3
Lincoln's Birthday (Feb. 12)	2-2
Valentine's Day (Feb. 14)	3-4
Washington's Birthday (Feb. 22)	4-3
Leap Day (Feb. 29)	0-2
The Ides of March (March 15)	3-1
St. Patrick's Day (March 17)	3-1
Any Friday the 13th	2-0

Versus Opponents

OPPONENT	W	L	PCT	PF	PA	1ST GAME	SCORE	LAST GM	SCORE
Howard	1	0	1.000	98	69	00-01	98-69		
Idaho State	1	0	1.000	69	59	04-05	69-59		
Illinois	0	2	.000	145	188	95-96	64-88	96-97	81-100
Indiana	2	1	.667	200	194	81-82	60-63	03-04	78-70
Iowa	2	0	1.000	155	122	97-98	83-57	99-00	72-65
Iowa State	1	1	.500	116	110	79-80	56-39	80-81	60-71
Jackson State	1	0	1.000	82	39	92-93	82-39		
John Brown	6	0	1.000	441	342	76-77	92-87	78-79	73-48
Kansas	2	2	.500	270	247	83-84	72-53	97-98	79-63
Kansas State	1	2	.333	216	221	81-82	68-53	01-02	68-82
Kent State	1	1	.500	170	158	91-92	89-72	93-94	81-86
Kentucky	11	10	.550	1310	1371	82-83	43-77	06-07	57-72
Lamar	1	3	.250	244	261	77-78	50-55	90-91	75-91
Lipscomb	1	0	1.000	77	39	06-07	77-39		
La.-Lafayette	3	0	1.000	247	184	81-82	90-59	04-05	82-68
La.-Monroe	8	0	1.000	630	476	80-81	77-68	06-07	62-54
Louisiana Tech	0	3	.000	114	231	78-79	28-82	83-84	52-75
Louisiana State	9	21	.300	2046	2239	91-92	74-66	06-07	65-86
Louisville	2	0	1.000	139	118	97-98	69-57	98-99	70-61
Loyola (Chi)	1	0	1.000	75	70	92-93	75-70		
Loyola Marymount	1	2	.333	203	176	87-88	58-60	03-04	58-64
McNeese State	3	1	.750	305	264	80-81	77-62	03-04	72-52
Maryland	1	1	.500	163	178	88-89	84-110	90-91	79-68
Memphis	9	8	.529	1224	1161	78-79	66-86	06-07	70-54
Miami (FLA)	1	0	1.000	79	58	84-85	79-58		
Michigan	1	0	1.000	78	67	00-01	78-67		
Middle Tennessee	1	0	1.000	73	72	82-83	73-72		
Minnesota	1	0	1.000	76	60	83-84	76-60		
Mississippi	7	17	.292	1608	1724	85-86	61-76	05-06	64-94
Mississippi College	0	1	.000	47	86	78-79	47-86		
Mississippi State	13	11	.542	1678	1588	91-92	66-76	06-07	75-80
Mississippi Valley St.	5	0	1.000	454	323	86-87	95-82	01-02	83-37
Missouri	4	3	.571	530	517	85-86	65-66	00-01	67-79
Missouri-KC	6	0	1.000	445	349	84-85	79-47	05-06	84-46
Missouri Southern	2	0	1.000	120	106	79-80	53-45	80-81	67-61
Montana	4	0	1.000	302	239	82-83	55-43	98-99	74-54
Montana State	1	1	.500	153	107	86-87	68-70	02-03	85-37
Murray State	1	0	1.000	100	69	82-83	100-69		
Nevada-Las Vegas	2	1	.667	211	186	83-84	62-68	04-05	61-48
New Hampshire	1	0	1.000	75	41	94-95	75-41		
New Mexico	1	1	.500	135	121	80-81	69-50	99-00	66-71
New Orleans	6	0	1.000	423	349	79-80	71-47	05-06	84-46
Nicholls State	1	0	1.000	75	40	05-06	75-40		
North Arkansas CC	0	2	.000	132	137	76-77	67-70	76-77	65-67
North Carolina St.	0	1	.000	46	48	00-01	46-48		
UNC-Wilmington	1	0	1.000	88	77	99-00	88-77		
North Texas	2	1	.667	254	186	79-80	50-59	99-00	102-69
Northern Iowa	0	1	.000	63	68	01-02	63-68		
NE Oklahoma St.	4	4	.500	481	488	76-77	62-61	79-80	57-42
Northwestern (Ill.)	1	0	1.000	105	68	90-91	105-68		
Northwestern State	8	3	.727	825	764	80-81	62-73	03-04	78-62
Old Dominion	1	0	1.000	54	49	02-03	54-49		
Ohio State	1	0	1.000	86	80	95-96	86-80		
Oklahoma	6	8	.429	970	999	77-78	51-80	98-99	97-93 (OT)
Oklahoma State	10	10	.500	1355	1304	77-78	53-56	03-04	75-55
Oral Roberts	13	8	.619	1573	1337	76-77	37-69	98-99	84-56
Oregon	2	1	.667	189	186	83-84	65-54	05-06	59-70
Oregon State	1	0	1.000	58	50	03-04	58-50		
Pacific	1	0	1.000	93	59	96-97	93-59		
Penn State	1	0	1.000	82	78	98-99	82-72		
Phillips	1	1	.500	162	143	79-80	73-77	80-81	89-66
Pittsburgh	1	0	1.000	76	75	94-95	76-75		
Pittsburg State	3	0	1.000	185	161	77-78	67-52	79-80	60-59
Portland State	1	1	.500	162	129	05-06	65-67	06-07	97-62
Prairie View	1	0	1.000	48	45	78-79	48-45		

When it Comes to Close Games . . .

IN ONE-POINT GAMES: 21-10 (.677)

IN TWO-POINT GAMES: 39-27 (.591)

WITHIN ONE BUCKET (3 or less): 56-46 (.549)

IN OVERTIME: 17-14 (.548)

Lady'Backs in OT

2006-07 Tennessee 75, Arkansas 68 (OT, UT 13-6)

Ole Miss 90, Arkansas 87 (2 OT)

(1st OT, 8-8; 2nd OT, UM 18-15)

2005-06 Ark. 51, Vandy 51 (OT, UA 6-5)

2003-04 TCU 67, Ark. 62 (OT, TCU 14-9)

2002-03 Duke 74, Ark. 72 (OT, DU 13-11)

2001-02 Ark. 73, Western Mich. 69 (OT, UA 8-4)

Miss. St. 85, Ark. 82 (OT, MSU 7-4)

1999-2000 Ark. 89, Missouri 88 (OT, UA 12-11)

1998-99 Arkansas 97, Okla. 93 (OT, UA 14-10)

Ark. 74, Kentucky 69 (OT, UA 11-6)

1997-98 Georgia 86, Arkansas 81 (OT, UG 13-8)

Vandy 85, Arkansas 80 (OT, VU 15-10)

Arkansas 102, Bama 92 (OT, UA 18-6)

Ark. 77, Valparaiso 69 (OT, UA 17-9)

1996-97 Florida 79, Arkansas 66 (OT, UF 15-2)

Ark. 85, SF Austin 76 (OT, UA 19-10)

1995-96 Arkansas 84, NW St. 83 (2 OT)

(1st OT, 13-13; 2nd OT, UA 10-9)

Bama 92, Arkansas 85 (OT, Ala. 14-7)

Arkansas 73, Auburn 72 (OT, UA 8-7)

1994-95 Arkansas 73, Vandy 71 (OT, UA 8-6)

1993-94 OSU 93, Arkansas 90 (OT, OSU 9-6)

1991-92 Kent. 75, Arkansas 74 (OT, UK 10-9)

1990-91 Arkansas 83, Houston 77 (OT, UA 11-5)

1989-90 Arkansas 90, UCLA 80 (OT, UA 15-5)

Ark. 76, Texas Tech 74 (OT, UA 11-9)

1987-88 Houston 97, Arkansas 89 (OT, UH 13-5)

1986-87 Ark. 69, Texas Tech 65 (OT, UA 8-4)

Houston 78, Arkansas 76 (OT, UH 7-5)

1981-82 Arkansas 75, Wash. 70 (OT, UA 14-9)

1979-80 Phillips 77, Arkansas 73 *

Ark. 60, Pittsburg St. 59 (OT, UA 5-4)

(No record of OT scores for Phillips game)

Overtime Bests

Most OT Games in a Season: 4, 1997-98

Most OT Periods in a Season: 4, 95-96 & 97-98

Most Points: 18, vs. Alabama (1/11/98)

Fewest Points: 2, vs. Florida (2/2/97)

Most Points Allowed: 18, vs Ole Miss [2nd OT] (2/4/07)

Fewest Points Allowed: 4, vs. Tex. Tech (2/7/87)

The Last Time . . .

UA scored 110+: 110, vs. Providence (11/16/98)

UA scored 100+: 101, vs. Tulsa (1/5/01)

UA scored -50: 34 at Vanderbilt (1/28/07)

Opp. scored 100+: 100, vs. UConn (11/13/98)

Opp. scored -50: 46, at Austin Peay (11/18/06)

Opp. scored -40: 39, at Lipscomb (11/17/06)

UA won in OT: 1/8/06 (UA 52, Vanderbilt 51)

UA played in OT: 2/22/07 (UT 75, UA 68)

UA shot 60%+: 61.8% vs. ULM (11/17/01)

UA shot -30%: 21.7% at Vanderbilt (1/4/07)

Opp. shot 60%+: 61.7% at Vanderbilt (1/4/07)

Opp. shot -30%: 25.0% at Memphis (12/18/06)

UA had 55+ reb.: 59 vs. Northwestern St. (12/6/02)

UA had -30 reb.: 28, vs. Vanderbilt (1/28/07)

UA had 10+ 3pt: 11, vs. Stephen F. Austin (12/3/06)

Versus Opponents

OPPONENT	W	L	PCT	PF	PA	1ST GAME	SCORE	LAST GM	SCORE
Princeton	2	0	1.000	170	96	95-96	83-51	99-00	87-45
Providence	2	0	1.000	203	141	97-98	93-82	98-99	110-59
Purdue	0	2	.000	114	146	88-89	63-91	04-05	51-55
Rice	23	1	.958	1791	1396	79-80	53-35	03-04	65-46
Rutgers	0	2	.000	123	161	85-86	63-72	90-91	60-89
St. Bonaventure	1	0	1.000	97	67	98-99	97-67		
St. Louis	2	0	1.000	135	102	96-97	69-43	06-07	66-59
St. Joseph's (PA)	0	1	.000	72	78	94-95	72-78		
St. Mary's (CA)	1	0	1.000	66	48	94-95	66-48		
Sam Houston St.	2	0	1.000	160	114	94-95	84-63	96-97	76-51
San Francisco	2	0	1.000	129	102	93-94	62-44	94-95	67-58
Seton Hall	1	0	1.000	69	60	85-86	69-60		
School of the Ozarks	1	0	1.000	85	58	84-85	85-58		
South Alabama	2	0	1.000	173	93	81-82	78-55	98-99	95-38
South Carolina	14	6	.700	1329	1291	91-92	58-51	06-07	69-74
South Carolina St.	1	0	1.000	73	59	92-93	73-59		
Southeastern Louisiana	1	0	1.000	97	40	00-01	97-40		
Southeast Oklahoma	2	0	1.000	135	110	81-82	64-58	82-83	71-52
Southern (BR)	2	1	.667	240	178	78-79	52-63	86-87	103-51
Southern Illinois	0	1	.000	61	68	80-81	61-68		
Southern Methodist	21	4	.840	1959	1648	80-81	58-69	06-07	70-58
Southern Utah	2	0	1.000	198	112	90-91	104-51	96-97	94-61
Southwest Missouri	18	6	.750	1639	1402	76-77	56-46	02-03	64-46
Stanford	1	1	.500	163	185	89-90	87-114	98-99	76-71
Stephen F. Austin	7	3	.700	756	728	87-88	59-93	06-07	74-54
Tennessee	1	18	.053	1225	1525	91-92	59-105	06-07	68-75
Tennessee-Martin	1	0	1.000	66	46	81-82	66-46		
Tennessee Tech	0	1	.000	75	96	80-81	75-96		
Tennessee State	1	0	1.000	114	42	88-89	114-42		
Texas	3	21	.125	1566	1979	80-81	61-110	02-03	50-67
Texas A&I	1	0	1.000	71	54	79-80	71-54		
Texas A&M	20	2	.909	1657	1437	80-81	80-62	90-91	91-68
Texas-Arlington	4	0	1.000	286	201	92-93	70-43	01-02	79-48
Texas Christian	20	3	.870	1911	1409	82-83	105-44	03-04	62-67 (OT)
Texas-Pan American	2	0	1.000	168	103	93-94	94-59	05-06	74-44
Texas-San Antonio	3	0	1.000	256	207	87-88	84-73	88-89	97-77
Texas Southern	2	0	1.000	188	85	95-96	98-35	06-07	90-50
Texas Tech	16	8	.667	1572	1555	79-80	46-74	90-91	60-51
Texas Women's	0	1	.000	58	67	79-80	58-67		
Tulane	3	0	1.000	220	203	79-80	66-65	94-95	83-79
Tulsa	15	2	.883	1210	954	76-77	47-55	06-07	78-67
Utah	0	1	.000	64	73	97-98	64-73		
Valparaiso	1	0	1.000	77	69	97-98	77-69 (OT)		
Vanderbilt	5	15	.250	1295	1378	91-92	75-79	06-07	34-61
Washington	1	1	.500	125	124	81-82	75-70	94-95	50-54
Washington State	2	0	1.000	152	110	90-91	68-48	92-93	84-62
Wayland Baptist	0	1	.000	57	61	81-82	57-61		
West Virginia	0	1	.000	60	81	91-92	60-81		
Western Illinois	1	0	1.000	100	49	96-97	100-49		
Western Kentucky	3	2	.600	370	378	86-87	76-86	05-06	73-87
Western Michigan	1	0	1.000	73	69	01-02	73-69 (OT)		
Wichita State	7	1	.875	594	520	80-81	47-68	06-07	80-70
Wisconsin	1	0	1.000	67	64	98-99	67-64		
Wofford	1	0	1.000	76	39	96-97	76-39		

Top Arkansas Losses

(35 or more points)

54 La. Tech 82, UA 28 (1978-79)	41 Alabama 102, UA 61 (1996-97)	37 Texas 104, UA 67 (1988-89)
49 Texas 110, UA 61 (1980-81)	40 Tennessee 77, UA 37 (2005-06)	Vanderbilt 98, UA 61 (2006-07)
46 LSU 91, UA 45 (2004-05)	40 La. Tech 74, UA 34 (1981-82)	36 UConn 100, UA 64 (1998-99)
Tennessee 105, UA 59 (1991-92)	39 Tennessee 83, UA 44 (2003-04)	35 Vanderbilt 78, UA 43 (2004-05)
42 Texas 104, UA 62 (1984-85)	39 Miss. College 86, UA 47 (78-79)	Ole Miss 84, UA 46 (2001-02)

Top Arkansas Wins

(30 or more points)

79 UA 108, Bartlesville 29 (1976-77)		
72 UA 114, Tennessee St. 42 (1988-89)	(Top neutral)	
68 UA 97, Cottey College 29 (1977-78)		
65 UA 98, Texas Southern 35 (1995-96)		
61 UA 105, TCU 44 (1982-83)	(Top conference)	
57 UA 97, Southeastern La. 40 (2000-01)		
UA 95, S. Alabama 38 (1998-99)		
54 UA 102, Murray St. 48 (1990-91)		
53 UA 104, Southern Utah 51 (1990-91)		
UA 84, Alabama State 31 (1991-92)		
52 UA 99, La.-Monroe 47 (2001-02)		
UA 103, Southern 51 (1986-87)		
51 UA 110, Providence 59 (1998-99)		
UA 100, Western Illinois 49 (1996-97)		
50 UA 90, Texas Southern 40 (2006-07)	(Last 50+)	
UA 109, TCU 59 (1985-86)		
49 UA 115, Oral Roberts 66 (1986-87)		
UA 68, Bartlesville 19 (1976-77)	(Top road)	
48 UA 85, Montana State 37 (2002-03)		
UA 98, Baylor 50 (1988-89)		
47 UA 88, Evangel 41 (1981-82)		
46 UA 99, Memphis 53 (2005-06)	(Last 40+ game)	
UA 83, Miss Valley 37 (2001-02)		
45 UA 108, Baylor 63 (1990-91)		
44 UA 102, North Texas (1992-93)		
UA 112, Detroit 62 (1989-90)		
UA 113, Oral Roberts 69 (1988-89)		
43 UA 82, Jackson State 39 (1992-93)		
UA 93, Mississippi Valley 50 (1989-90)		
UA 94, SW Missouri 51 (1985-86)		
42 UA 87, Princeton 45 (1999-2000)		
41 UA 101, Tulsa 60 (2000-01)		
UA 105, TCU 64 (1994-95)		
40 UA 93, SMU 53 (1986-87)		
39 UA 84, Florida 45 (2002-03)	(Top SEC margin)	
UA 87, Harvard 48 (2000-01)		
UA 94, TCU 55 (1986-87)		
UA 90, Oklahoma State 51 (1985-86)		
UA 96, Grambling State 57 (1984-85)		
38 UA 77, Lipscomb 39 (2006-07)		
UA 84, UNO 46 (2005-06)		
UA 99, SMU 61 (1990-91)		
UA 81, Baylor 43 (1989-90)		
37 UA 78, Hampton 41 (2002-03)		
UA 85, Memphis 48 (2001-02)		
UA 85, La.-Monroe 48 (1999-2000)		
UA 76, Wofford 39 (1996-97)		
UA 105, Northwestern 68 (1990-91)		
36 UA 96, Oral Roberts 60 (1992-93)		
UA 82, TCU 46 (1990-91)		
UA 109, Rice 73 (1988-89)		
35 UA 97, Portland State 62 (2006-07)	(Last + 30 game)	
UA 75, Nicholls State 40 (2005-06)		
UA 87, Loyola Marymount 52 (02-03)		
UA 94, UTPA 59 (1993-94)		
UA 98, Baylor 61 (1989-90)		
34 UA 86, Centenary 52 (2004-05)		
UA 104, Ga. Southern 71 (1997-98)		
UA 90, Alcorn 56 (1996-97)		
UA 93, Pacific 59 (1996-97)		
UA 75, New Hampshire 41 (1994-95)		
UA 85, Oral Roberts 51 (1993-94)		
UA 88, Tulsa 54 (1984-85)		
33 UA 102, North Texas 69 (1999-2000)		
UA 88, Kentucky 55 (1996-97)		
UA 94, Southern Utah (1996-97)		
UA 95, TCU 62 (1990-91)		
UA 94, TCU 61 (1985-86)		
UA 78, SW Missouri 45 (1983-84)		
UA 80, Arkansas St. 47 (1982-83)		
32 UA 83, Princeton 51 (1995-96)		
UA 84, SMU 43 (1989-90)		
UA 112, California 80 (1985-86)		
UA 79, UM-Kansas City 47 (1984-85)		
UA 68, SW Missouri 36 (1979-80)		
31 UA 79, Texas-Arlington 48 (2001-02)		
UA 83, Texas Christian (1995-96)		
UA 105, Boston College 74 (1990-91)		
UA 85, Baylor 55 (1985-86)		
UA 82, Rice 51 (1983-84)		
UA 100, Murray State 69 (1982-83)		
UA 90, SW Louisiana 59 (1981-82)		
UA 66, SW Missouri 35 (1977-78)		
30 UA 74, Texas Pan American 44 (2005-06)		
UA 97, St. Bonaventure 67 (1998-99)		

Lady Razorbacks By the Numbers



Kristin Moore (02-06)



SHANITA ARNOLD (07-)



Donna Wilson (86-88), Amy Wright (98-02), Dominique Washington (05-07)



Kristin Peoples (03-06), **WHITNEY ZACHARIASON** (07-)



Bettye Fiscus (81-85)
RETIRED 1986



Tracy Eaton (92-94), Christy Smith (94-98), **KENDRA ROBERTS** (06-)



Amber Nicholas (88-92), Kela Peterson (01-03), Kristina Andjelkovic (04-06)



Sandy Scranton (79-80), Steph. Bloomer (91-95), Roxanne McCrory (95-97), Krystal Osborne (98), Kiesha Beard (00-03), Sheree Thompson (03-06)



Leah Gordon (79-81), Tennille Adams (95-99)



Donna Buccella (78-79), Mary Lynn Ederington (77-78), Kelly Lipe (79-80), Sha Hopson (90-92), Debbie Olivas (92), Cara Wright (01-02), **DANIELLE ALLEN** (03-)



Joyce Underdown (76-77), Debbie Roe (77-79), Connie Fitzgerald (79-80), Wendy Schopp (80-81), Tracy Webb (83-87), Yolanda Dickson (90-94), Tiffany Wright (94-98), Allison Singleton (04-05)



Joni Johnson (76-78), Brenda Alexander (81-82), DeAnn Henry (82-84), Dianna Harris (84-85), Tina Adams (85-86), Dianna Harris (86-87), Angie Gore (87-91), Taqueta Robertson (93-97), Wendi Willits (97-01), Shameka Christon (00-04)



Camille Yancey (76-78), Marsha Johnson (78-79), Kathy Caton (79-80), Cheryl Orcholski (80-84), Stephanie Brinlee (85-86), Juliet Jackson (86-90), Angela Davis (91-93), Robin Alpe (94-96), India Lewis (99-03), Rochelle Vaughn (03-06)



Peggy Price (77-79), Tammy Siefkes (79-80), Jan Lookadoo (80-81), Doris Gaiser (81-85), Kim Grisham (85-86), Maria Kidd (86-87), Lisa Martin (87-89), Shea Henderson (90-94), Kamara Stancle (97-99), Dana Cherry (99-03), April Seggebruch (03-05), Melissa Hobbs (05-06), Tanisha Smith (06)



Heritage Player (76-77), Tami Scherm (77-78), Marsha Johnson (79-80), DeAnn Henry (80-82), Sherri Boeller (82-83), Valecia Fore (83-84), Brenda Rhodes (84-85), Lillian Valley (85-87), Carrie Parker (93-97), Melissa Hobbs (04-05), Donica Cosby (06), **HAILEY NUTT** (07-)



Marsha Lackey-Vining (76-78), Connie Fitzgerald (80-83), Sheila Burkes (83-87), Marla Goshien (89-90), Allyson Twiggs (90-95), Shameka Christon (00-01), Leslie Howard (05-07), **BRITTNEY RICHARDSON** (07-)



Jeanette Cowherd (76-78), Lita Stricklin (79-80), Cecilia Roark (80-81), Michele Mabry (88-89), Sally Moore (89-91), Lonniya Bragg (97-01), Rochelle Vaughn (02-03), **BRITTNEY VAUGHN** (04-)



Sheila Burns (76-77), Patrice Gillenwater (79-81), Blair Savage (89-93), Debbie Olivas (93-95), Sytia Messer (95-99)

1 jersey number has never been used at the University of Arkansas by the women's basketball team: 0 or 00.

2 numbers are retired at Arkansas, both in the year following the end of the careers of the only players to wear those numbers in school history: #5 (Bettye Fiscus) and #50 (Delmonica DeHorney).

15 players have worn two different numbers during their career. Sarah Pfeifer became the 15th to change when she moved from 33 to 40. The others: Melissa Hobbs (22 & 23), Rochelle Vaughn (21 & 25), Cara Wright (14 & 31), Shameka Christon (24 & 20), Celia Anderson (44 & 33), Debbie Roe (15 & 30), Debbie Olivas (14 & 30), Connie Fitzgerald (15 & 24), DeAnn Henry (20 & 23), Tammy Siefkes (22 & 32), Lita Stricklin (25 & 44), Tamara Mathis (33 & 52), Paula Phillips (42 & 52) and Carol Ann Riggs (33 & 35). Interestingly, Pfeifer becomes the first player ever to switch back, going from 40 to 33 in 2007-08.

Lady Razorbacks By the Numbers



Debra Cooper (76-77), Sherry Smith (77-78), Trisha Cooper (78-79), Mary Munsch (80-84), Cindy Daley (84-88), Coretta Chenuault (88-90), Rochelle Masengill (91-95), Carla Rhodes (00-02), Cara Wright (02-03), **WHITNEY JONES (05-)**



Tammy Thompson (76-77), Kathy Roland (77-78), Kathleen Caton (78-79), Lisa Harris (79-80), Tammy Siefkes (80-81), Dinah Dickerson (81-82), Debra Williams (82-86), Claudia Harris (86-87), Sue Pack (87-90), Kim Wilson (93-97), Christina Lawrence (04-05), **CHARITY FORD (06-)**



Carol Ann Riggs (76-78), Monica Van Parys (78-82), Tamara Mathis (82-85), Lanell Dawson (85-87), Christi Willson (87-91), Karen Jones (94-98), Celia Anderson (98-01), Sarah Pfeifer (02-04, 07-)



Deanna Barnes (76-77), Kelly Johnson (92-96), Karyn Karlin (96-00), **AYANA BRERETON (05-)**



Celeste Holman (76-77), Betsy Broyles (77-78), Sharon Delph (78-79), Treva Christensen (94-99), Shanna Harmon (00-04)



Karen Osborne (76-77), Kim Bunge (79-83), Bronwyn Wynn (85-87), Faye Dickerson (87-88), Janet Moore (89-91), Chrysti Jordan (91-92), Carrie Satterfield (95-99), Sarah Pfeifer (06-07)



Alison Muldrew (90-92), Amber Hudson (93)



Joy Dillard (76-79), Paula Phillips (80-82), Anne Luostarinen (82-84), Tracey Hutchinson (84-86), Robyn Irwin (86-89), Michelle Thacker (90-94)



Shannon Jones (92-94)



Lita Stricklin (78-79), Erma Greer (81-85), Shelly Wallace (85-89), Celia Anderson (97-98), Lakisha Harper (99-03), Adrienne Bush (03-06), **LAUREN ERVIN (06-)**



Melanie Browder (77-78), Toya Marshall (93-96), Katrina Nesby (99-04)



Delmonica DeHorney (87-91) RETIRED 1992



Amanda Holley (81-84)



Tamara Mathis (81-82), Paula Phillips (82-83), Monica Brown (83-87), Wendy Norwood (87-89), Deborah Crosby (89-91), Shaka Massey (95-97), Joy Oakley (98-02)



Anissa Booker (91-92)



ASHLEA WILLIAMS (07-)



Brandi Whitehead (97-00), Ruby Vaden (02-04)



#2 figures into the most popular jerseys in school history. Thirteen athletes have worn #22 and 12 wore #32 or #23. Next, 10 LadyBacks each have worn #20 and #21. And, this year for the first time, #2.

Are you missing from our lists?

The records for the first three varsity teams at the University of Arkansas are not complete, but we believe we have identified all the modern-era LadyBacks. If you find a mistake in our letterwinner or all-time jersey listings, please contact us to let us know. Also, if you played basketball for Arkansas in the pre-varsity era -- prior to 1976 -- we are looking for your information. Please contact Bill Smith in the WCO at (479) 575-3618 or bismith@uark.edu



At left, former Arkansas head coach John Sutherland presents Delmonica DeHorney with her road jersey on the evening #50 was retired at the University of Arkansas. DeHorney joined Bettye Fiscus as the only players to have their numbers retired at Arkansas for women's basketball. Above, Fiscus receives her jersey in a pregame ceremony from 1986.

Arkansas Letterwinners

Adams, Karen, 77
Adams, Tenille, 96, 97, 98, 99
Alexander, Brenda, 81, 82
Allen, Danielle, 04, 05, 06, 07
Alpe, Robin, 95, 96
Anderson, Celia, 98, 99, 00, 01
Andjelkovic, Kristina, 05, 06

Attwood, Renee, 77
Barns, Deanna, 77
Beard, Kiesha, 02
Bloomer, Stephanie, 92, 93, 94, 95
Boeller, Sherri, 83
Bragg, Lonniya, 98, 99, 00, 01
Brereton, Ayana, 06, 07

Browder, Melonie, 78
Brown, Monica, 84, 85, 86, 87
Broyles, Betsy, 78, 79
Buccella, Donna, 79
Bunge, Kim, 80, 81, 82, 83
Burkes, Sheila, 84, 85, 86, 87
Burns, Sheila, 78

Bush, Adrienne, 04, 05, 06
Caton, Kathy, 79, 80
Chenault, Coretta, 89, 90
Cherry, Dana, 00, 01, 02, 03
Christensen, Treva, 95, 97, 98, 99
Christon, Shameka, 01, 02, 03, 04
Clark, George Anna, 80
Cooper, Deborah, 77
Cooper, Trisha, 79, 80
Cosby, Donica, 07
Cowherd, Jeanette, 77, 78
Crosby, Deborah, 90, 91
Daley, Cindy, 85, 86, 87, 88
Davis, Angela, 92, 93
Dawson, Lanell, 86, 87
DeHorney, Delmonica, 88, 89, 90, 91
Dickerson, Dinah, 82
Dickerson, Faye, 88, 89
Dickson, Yolanda, 91, 92, 93, 94
Dillard, Joy, 77, 78, 79
Eaton, Tracy, 93, 94
Ederington, Mary Lynn, 78
Ervin, Lauren, 07
Fiscus, Bettye, 82, 83, 84, 85
Fitzgerald, Connie, 80, 81, 82, 83
Ford, Charity, 07
Fore, Valecia, 84
Gaiser, Doris, 82, 83, 84, 85
Gillenwater, Patrice, 80, 81
Gordon, Leah, 80, 81
Gore, Angie, 88, 89, 90, 91
Goshien, Marla, 90
Greer, Erma, 82, 83, 84, 85
Grisham, Kim, 86
Harmon, Shanna, 01, 02, 03, 04
Harper, Lakishia, 00, 01, 02, 03
Harris, Dianna, 85, 87
Harris, Lisa, 80
Henderson, Shea, 91, 92, 93, 94
Henry, DeAnn, 81, 82, 83
Hobbs, Melissa, 05, 06
Holley, Amanda, 82, 83, 84
Holman, Celese, 77
Hopson, Sha, 91
Howard, L'Anna, 79
Howard, Leslie, 06, 07
Hudson, Amber, 93
Hutchinson, Tracey, 85
Irwin, Robyn, 87, 88, 89
Jackson, Juliet, 87, 88, 89, 90
Johnson, Becky, 77
Johnson, Kelly, 93, 94, 95, 96
Johnson, Marsha, 79, 80
Johnston, Joni, 77, 78
Jones, Karen, 95, 96, 97, 98
Jones, Shannon, 93, 94
Jones, Whitney, 06, 07
Jordan, Chrysti, 92
Karlin, Karyn, 97, 98, 99, 00
Keck, Pat, 77
Lackey-Vining, Marsha, 77, 78
Lewis, India, 00, 01, 02, 03
Lipe, Kelly, 80
Lookadoo, Jan, 81
Luostarinen, Anne, 83, 84
McCrory, Roxanne, 96, 97
Marshall, Toya, 94
Martin, Lisa, 88, 89
Mason, Kim, 77
Masengill, Rochelle, 92, 93, 95

Massey, Shaka, 96, 97
Mathes, Kathy, 77
Mathis, Tamara, 82, 83, 84, 85
Messer, Sytia, 96, 97, 98, 99
Moore, Janet, 90, 91
Moore, Kristin, 03, 04, 05, 06
Moore, Sally, 90, 91
Muldrew, Alison, 91, 92
Munsch, Mary, 81, 82, 83, 84
Nesby, Katrina, 01, 02, 03, 04
Nicholas, Amber, 89, 90, 91, 92
Norwood, Wendy, 88
Oakley, Joy, 99, 00, 01, 02
Olivas, Debbie, 93, 94, 95
Orcholski, Cheryl, 81, 82, 83, 84
Osborn, Karen, 77
Pack, Sue, 88, 89
Parker, Carrie, 94, 95, 96, 97
Peoples, Kristin, 04, 05, 06
Peterson, Kela, 02, 03
Pfeifer, Sarah, 03, 04, 05, 07
Phillips, Paula, 82, 83
Price, Peggy, 78, 79
Rhodes, Brenda, 85
Rhodes, Carla, 01, 02
Riggs, Carol Ann, 77, 78
Roark, Cecilia, 81
Roberson, Taqueta, 94, 95, 96, 97
Roberts, Kendra, 07
Roe, Debbie, 77, 78
Rowland, Kathy, 78
Satterfield, Carrie, 96, 97, 98, 99
Savage, Blair, 90, 91, 92, 93
Scheru, Tamera, 78
Schopp, Wendy, 81
Scranton, Sandy, 79, 80
Seggebruch, April, 04, 05
Siefkes, Tammy, 80, 81
Singleton, Allison, 05
Smith, Christy, 95, 96, 97, 98
Smith, Tanisha, 07
Smith, Sherry, 78
Stancle, Kamara, 98, 99
Stricklin, Lita, 79, 80
Thacker, Michelle, 91, 92, 93, 94
Thompson, Sheree, 05, 06
Thompson, Tami, 77
Torrence, Carolyn, 77
Twiggs, Allyson, 92, 93, 94, 95
Underdown, Joyce, 77
Vaden, Ruby, 03, 04, 05
Valley, Lillian, 86
Van Parys, Monica, 79, 80, 81, 82
Vaughn, Brittney, 05, 06, 07
Vaughn, Rochelle, 03, 04, 05, 06
Wallace, Shelly, 86, 87, 88, 89
Washington, Dominique, 06, 07
Webb, Tracy, 84, 85, 86, 87
Whitehead, Brandi, 99, 00
Williams, Debra, 83, 84, 85, 86
Willits, Wendi, 98, 99, 00, 01
Willson, Christi, 88, 90, 91
Wilson, Donna, 88, 89
Wilson, Kimberly, 94, 95, 96, 97
Wright, Amy, 99, 00, 01, 02
Wright, Cara, 02, 03
Wright, Tiffany, 95, 96, 97, 98
Wynn, Bronwyn, 86, 87
Yancey, Camille, 77, 78

The Breakdown

State-by-State

ALASKA: (1)	Homer (DeAnn Henry*)
ARKANSAS: (92)	<i>See listing below</i>
CALIFORNIA: (3)	Delano (Shelly Wallace*), Lake Elsinore (Kela Peterson), Los Angeles (Lauren Ervin)
FLORIDA: (1)	Pensacola (Dominique Washington*)
INDIANA: (3)	East Chicago (Tennile Adams), West Lafayette (Christy Smith*), Williamsburg, (Amy Wright [Northeastern])
ILLINOIS: (3)	Chicago (Kristin Moore), Cissna Park (April Seggebruch), Libertyville (Mary Munsch*)
KANSAS: (1)	Hutchinson (Tammy Siefkes*)
LOUISIANA: (1)	Natchitoches (Taqueta Robertson)
MISSISSIPPI: (3)	Booneville (Dianna Harris*), Coldwater (Donica Cosby [Independence]), McComb (Sheree Thompson)
MISSOURI: (10)	Independence (Sue Pack), Joplin (Treva Christensen), Kansas City, (Roxanne McCrory [Center], Tanisha Smith [Lincoln Prep]), Moundville (Leah Gordon), Purdy (Jeannette Cowherd*), Risco (Claudia Harris), Salem (Leslie Howard), Springfield (Ashlea Williams), Sullivan (Christina Lawrence)
NEW MEXICO: (1)	Fruitland (Karyn Karlin*)
OKLAHOMA: (16)	Bartlesville (Kim Bunge), Bethany (Amanda Holley), Coweta (Michelle Thacker), Elk City (Fay Dickerson), Eufaula (Marsha Lackey Vining*), Fort Cobb (Wendi Willits), Inola (Kathleen Caton), Lawton (Coretta Chenault), Muskogee (Kamara Stancle), Norman (Shanna Harmon [North]), Oklahoma City (Toya Marshall [John Marshall]), Poteau (Delmonica DeHorney), Tulsa (Angie Gore [Jenks]), Sand Springs (Stephanie Brinlee [Page]), Woodward (Melissa Hobbs), Vian (Stephanie Bloomer)
OHIO: (3)	Columbus (Kristin Peoples), West Chester (Cara Wright* [Lakota West])
TENNESSEE: (2)	Knoxville (Tracy Eaton), Memphis (Angela Davis*)
TEXAS: (20)	Amarillo (Lakishia Harper [Palo Duro]), Angleton (Ayana Brereton), Arlington (Shaka Massey [Sam Houston], Charity Ford [Seguin]), Cayuga (Brandi Whitehead), Celina (Valecia Fore), Corpus Christi (Kare Jones), Duncanville (Alison Muldrew), El Paso (Debbie Olivas [Eastwood]), Fort Worth (Deborah Crosby), Irving (Chrysti Jordan), Palestine (Donna Wilson), Plano (Rochelle Masengill [East], Rochelle Vaughn [West], Brittney Vaughn [West]), Houston (Yolanda Dickson, Kiesha Beard [Willowridge]), San Antonio (L'Anna Howard*, Tiffany Wright [Southwest]), Tyler (Bronwyn Wynn [John Tyler])
WISCONSIN: (1)	Milwaukee (Cheryl Orcholski*)
INTERNATIONAL (2)	SERBIA: Belgrade (Kristina Andjelkovic) FINLAND: Helsinki (Anne Luosarinen)

* -- First athlete from state to play for Arkansas

Arkansas Cities and Towns

6 Little Rock	(Joni Johnston [MSM], Patrice Gillenwater [MSM], Doris Gaiser [McClellan], Erma Greer [McClellan], Michelle Mabry [MSM], Celia Anderson [Hall])
5 Fayetteville	(Betsy Broyles, Carol Ann Riggs, Connie Fitzgerald, Wendy Norwood, Hailey Nutt)
4 Fort Smith Hot Springs	(Redd Coleman [Northside], Allison Singleton [Southside], Kendra Roberts [N'side], Shanita Arnold [N'side]) (Cindy Daley, Sha Hopson, Joy Oakley, Shameka Christon)
3 N. Little Rock Pine Bluff	(Robyn Irwin [Sylvan Hills], Christi Willson [Northeast], Whitney Zachariason [Central Ark. Christian]) (Kelly Lipe, Juliet Jackson, Dana Cherry)
2 Benton	(Trisha Cooper, Maria Kidd [Bauxite])
Elkins	(Debbie Roe, Sandy Scranton)
Hampton	(Cecilia Roark, Kimberly Wilson)
Huntsville	(Sherry Smith, Sheila Burkes)
Mountain Home	(Kathy Rowland, Carrie Satterfield)
Springdale	(Tina Adams, Janet Moore)
West Memphis	(Melanie Browder, Katrina Nesby)
1 Arkadelphia (Lonniya Bragg), Batesville (Tracy Webb), Bentonville (Robin Alpe), Blytheville (Whitney Jones), Carlisle (Tami Scherm), Cave City (Sheila Burns), Clarksville (Dinah Dickerson), Charleston (Carrie Parker), Conway (Sharon Delph), Damascus (Lanell Dawson), Danville (Tamara Mathis), Dardanelle (Kelly Johnson), Deer (Shanon Jones), Dermott (Joy Dillard), Eudora (Debra Williams), Gentry (Allyson Twiggs), Greenwood, (Paula Phillips), Green Forest (Joyce Underdown), Gurdon (Lita Stricklin), Heber Springs (Brenda Alexander), Huntington (Donna Buccella), Judsonia (Lisa Martin), Newark (Amber Nicholas), Osceola (Ruby Vaden), Ozark (Sarah Pfeifer), Pea Ridge (Jan Lookadoo), Russellville (Adrienne Bush), Royal (Kim Grishman [Lake Hamilton]), Rogers (Pat Keck), Rudy (Lisa Harris), Salem (Brittney Richardson), Siloam Springs (India Lewis), Star City (Shea Henderson), Van Buren (Marsha Johnson), Vilonia (Monica Van Parys [NLR]), Waldo (Sytia Messer), Warren (Mary Lynn Ederington), Wilmar (Brenda Rhodes), Wynne (Bettye Fiscus)	Bryant (Marla Goshein, Sally Moore) Gravette (Wendy Schopp, Blair Savage) Harrison (Georgia Clark, Danelle Allen) Marvel (Camille Yancy [Acad.], Stacey Walls [Parkview]) Prairie Grove (Tracey Hutchinson, Sarah Lundberg) West Helena (Lillian Valley [Central], LaKendra Spates [Central])

Basketball Staff Members

HEAD COACHES

Gary Blair, 1993-2003
Tom Collen, 2007-present

ASSISTANT COACHES

Joey Anders, 1984-85
Zenarae Antoine, 2007-present
Journey Beard, 1984-85
Kelly Bond, 2000-03
Leslie Byrd, 1988-89
Jeff Cohen, 1981-82
Tom Collen, 1993-97*
Greg Collins, 2007-present
Sue Donohoe, 1993-94

* -- Assistant Head Coach

DIRECTOR OF BASKETBALL OPERATIONS

Khadija Head, 2004-05, 2006-07
Mike Neighbors, 1999-2001

STUDENT/GRAD. ASSISTANT COACHES

Alli Clark, 2003-05
Robyn Irwin, 1989-90
Kelly Johnson, 1996-97
Kelly Lipe, 1983-84
Angie Nelp, 2007-present
Amber Nicholas, 1992-93

MANAGERS

Sammie Baird, 1982-86
Haley Bestgen, 2006-present
Nathan Bodenstein, 2005-07
Chana Boyland, 1985-86
Tina Brewer, 1984-85
Sheila Burns, 1978-79
Susanne Clark, 1991-94
Amy Clement, 1994-98
Jason Clemons, 1996-2000
Erin Cox, 2007-present
Tom Halbmaier, Jr., 1994-97
Rita Ivie, 1983-86
Brittney Johnson, 2002-05
Karen Johnson, 1987-88
Jason Jones, 1990-93
M.J. Keeler, 2001-02
Dianne Lewis, 1977-78
Kelly Lipe, 1980-83
Kim Markham, 2001-02
Cynthia Mathis, 1984-85
Daisy Moore, 1992-93
Martha Neal, 1987-91
Peggy Price, 1979-81
Amira Qaddoumi, 1997-2001
Malina Qaddoumi, 1997-2001
Gail Saulsbury, 1976-77
Allison Singleton, 2001-2004
Trudi Spencer, 2005-present
Lisa Turner, 1978-79
Marsha Van Parys, 1981-83
Kristy Weathers, 1979-80
David Weaver, 1994-98

Susie Gardner, 2003-07
Joan Henn, 1978-81

Tim Eatman, 2007-present**
Charity Elliott, 2003-04
Barbara Foley, 1980-81
Judy Grayston, 1978-79
Johnnie Harris, 2004-07
Khadija Head, 2005-06
Rena Holden, 2003-2005
Ann Keenan, 1979-80
Kit Kyle, 1994-96

** -- Associate Head Coach

Amber Shirey, 2007-present
Kelley Waters, 2001-2005

HEAD TRAINERS

Jerry Cohen, 1976-78
Nancy Stevens, 1978-1989
Sally Werner-Ferrel, 1989-94
Ruth Harris DeBro, 1994-96
Julie Cain, 1995-96
Kris Ring, 1996-99
Sean Collins, 1999-2004
Phill Vardimann, 2004-05
Sarah Melby, 2005-06
Jeremy Braziel, 2006-present

Sharon Ogle, 1976-78
John Sutherland, 1984-93
Matilda Willis, 1981-84

Tracey Mays Stehlik, 1985-93
Loy Moore, 1988-93
Mike Neighbors, 2006-07
Amber Nicholas Shirey, 1993-2007
Lisa Parker, 1982-83
Don Paul, 1985-88
Vic Schaefer, 1997-2003
John Sutherland, 1982-85
Trenia Tillis, 1996-2000

SPORTS INFORMATION DIRECTORS

Glynda Duncan, 1976-78
Ann O'Brien, 1978-80
Charlie Fiss, 1980-84
Maria Borgstrom, 1984-85
Steve Wright, 1985-89
Bill Smith, 1989-present

VIDEO COORDINATORS

Jake Nelp, 2007-present

ASSISTANT TRAINERS

Monique Butcher, 1990-91
Shane Bjornberg, 2001-02
Trevor Carter, 1990-91
Christie Clem, 1998-99
Dana Dethrow, 1989-91
Traci Gardiner, 1990-92
Kim Kalina, 1992-94
Maggie Harrington, 2003-04
Melinda McNew, 2005-06
John Parrigon, 2002-03
Kelli Sheffield, 1991-94

Team Captains

Each coaching staff had different ways of selecting the team captains. Some chose before the start of the season, some changed during the year and others were voted on by the players after the end of the year.

SEASON	CAPTAINS
2006-07	Brittney Vaughn, Sarah Pfeifer
2005-06	Rochelle Vaughn, Sarah Pfeifer
2004-05	April Seggebruch, Rochelle Vaughn, Sarah Pfeifer
2003-04	Rochelle Vaughn, Sarah Pfeifer
2002-03	India Lewis, Lakishia Harper, Shameka Christon
2001-02	Amy Wright, India Lewis, Lakishia Harper
2000-01	Wendi Willits, Amy Wright
1999-2000	Karyn Karlin, Brandi Whitehead
1998-99	Sytia Messer, Karyn Karlin, Treva Christensen
1997-98	Christy Smith, Sytia Messer, Karyn Karlin
1996-97	Kimberly Wilson, Christy Smith, Taqueta Roberson
1995-96	Kelly Johnson, Kimberly Wilson, Christy Smith
1994-95	Kelly Johnson, Debbie Olivas, Kimberly Wilson
1993-94	Shea Henderson, Michelle Thacker, Kelly Johnson
1992-93	Angela Davis, Blair Savage
1991-92	Amber Nicholas, Blair Savage
1990-91	Delmonica DeHorney, Angie Gore, Amber Nicholas
1989-90	Juliet Jackson
1988-89	Robyn Irwin, Shelly Wallace, Donna Wilson
1987-88	Cindy Daily, Shelly Wallace, Donna Wilson
1986-87	Tracy Webb, Monica Brown, Sheila Burkes, Bronwyn Wynn
1985-86	Tracy Webb, Sheila Burkes, Debra Williams
1984-85	Doris Gaiser, Bettye Fiscus
1983-84	Mary Munsch, Cheryl Orcholski, Amanda Holley
1982-83	Kim Bunge, Connie Fitzgerald
1981-82	Kim Bunge, Connie Fitzgerald, Monica Van Parys
1980-81	Kathy Caton, Tammy Siefkes, Lita Stricklin
1979-80	Kathy Caton, Tammy Siefkes
1977-78	Marsha Lackey-Vining, Carol Ann Riggs

(Our records before the NCAA era began -- 1982-83 -- are incomplete. Former Lady Razorbacks are urged to contact Bill Smith in the Women's Communications Office (479-575-3618) with corrections and additions to this list of former captains.)



Along with the 1907 team photo on the following page, these images represent some of the earliest evidence of women's basketball at the University of Arkansas. Above, the 1908 team photo was given to Women's Athletics during the 25th anniversary season. Below at left, women play at Smitty's Gym, the original basketball gym located on the main part of campus. The gym was the University Museum until the early 21st century. Below at right, the 1909 team loads up for a road trip, and was the "Champions of the South" according to newspaper clippings.



Basketball History

EARLY ORIGINS

Women's basketball has been a part of the fabric of the University of Arkansas for almost a century. Teams of female students took to outdoor courts and peach baskets just after the turn of the century. While the women waited until 1976 for the first varsity team to officially represent the University, these early photos show how the game captured what was then deemed "the fairer sex" in action.

THE FIRST TEAM

As the photo below illustrates, almost since the turn of the century, women have banded together to play basketball at the University of Arkansas. In fact, yearbook references to women's basketball predate men's basketball at Arkansas. There are photographs of at least three teams of women's basketball players prior to 1910. From the 1930s until the late 1950s, some of the nation's best AAU players and teams came from the state of Arkansas. After years of "extramural" women's basketball in the late 1960s and early 1970s at the University, the first varsity Lady Razorback basketball team took the court in Barnhill Arena in 1976-77. Under Coach Sharon Ogle, these Lady'Backs established the winning tradition at Arkansas with a 10-6 season. Composed of walk-ons, the 1976-77 team was undefeated in Barnhill Arena (6-0) and set a school record for largest margin of victory that may never be broken—79 points—with a 108-29 win over Bartlesville Wesleyan. Three walk-ons received aid to become the first scholarship women at Arkansas: Camille Yancey of Marvel, Pat Keck from Rogers, and Carol Ann Riggs of Fayetteville.



IN THE BROYLES TRADITION


The next season, the University of Arkansas awarded its first women's athletic scholarship to a freshman recruit. A local basketball star at Fayetteville High, Betsy Broyles, became the first Lady Razorback high school recruit, one of ten women recruited during the 1977-78 season. Wearing No. 30 for Arkansas, Betsy, daughter of men's athletic director Frank Broyles, had her playing career cut short by an injury, but she did letter two seasons at Arkansas.

"DIALING" FOR TROPHIES

Arkansas and the Dial Soap Women's Basketball Classic series had a long, distinguished history. The Dial Classics were the longest-running series in women's hoops. Arkansas had the unofficial distinction of winning more Dial trophies than any team starting in Minnesota (photo directly below). In fact, the Lady'Backs played in eight different Dial tournaments in eight seasons, winning trophies in six. This past record




combined with increasing promotions led to Arkansas receiving the right to host one of the coveted tournaments, bringing the Dial series to Fayetteville in 1991 (photo at bottom) until the series was disbanded in 1997.




ARKANSAS' FIRST SUPERSTAR

Wynne, Ark.'s Bettye Fiscus arrived at the University in 1981, and Lady Razorback basketball was never the same. Fiscus set the University record for scoring—man or woman—at 2,073 as Arkansas' first All-American. While NBA star Todd Day finally broke Fiscus' scoring mark, she still holds almost all the Lady Razorback career scoring records. Her jersey—No. 5—was the first retired by the University, receiving that honor in 1986.



FIRST NATIONAL CHAMPIONS

A senior-laden Lady Razorback club that had advanced to the NCAA Tournament in 1986 received the snub of the committee in 1987. Behind co-captain guard Tracy Webb, the 1986-87 team wrecked its vengeance on the National Women's Invitational Tournament, sweeping through the postseason tournament to bring home the first team national title for a women's squad at Arkansas. Arkansas averaged over 100 points per game for the tournament, crushing California, 112-80, in the championship game.



THE SHOTS HEARD 'ROUND THE WORLD

On Feb. 23, 1990, Arkansas ended the longest conference winning streak in NCAA history by defeating the Texas Lady Longhorns, 82-77. The win broke UT's 183-game streak against Southwest Conference foes, and cleared the way for the first non-Texas SWC women's basketball titlist. It also ended the nation's longest active home win streak at 47 games. Senior guard Juliet Jackson, who hit six free throws in the closing minute to clinch the game, summed it up best: "We messed up all their streaks." The next week junior center Delmonica DeHorney was named *Sports Illustrated* women's college basketball player of the week.



DELMONICA DEHORNEY, ALL-AMERICAN

While Delmonica DeHorney may have several notable seconds in her resume—second Lady'Back player to have her jersey (50) retired, second Lady'Back to play professional basketball, second all-time leading scorer (1,785)—she claims one of the most significant firsts: the first Kodak All-American at the University of Arkansas. DeHorney also is in the record books as the all-time leader in field goal percentage and blocked shots for a career. Her domination in the paint carried Arkansas to the 1990 NCAA West Regional Finals and to the 1991 NCAA Sweet 16. A two-time SWC Player of the Year, Delmonica is the only women's basketball player in SWC history to earn three conference honors. She was SWC Newcomer of the Year as a freshman. DeHorney was inducted into the Hall of Honor in 2000.



ONLY SWC WOMEN'S TROPHIES OUTSIDE THE LONE STAR STATE

Arkansas was the first team to beat Texas and the first team to win a share, then later an outright, Southwest Conference championship besides the Lady Longhorns. In 1991, Arkansas also ended the Lone Star state's dominance of the SWC tournament by defeating Texas Tech for the title. These three trophies—the 1990 and 1991 SWC Championship and 1991 SWC Classic—are the only women's basketball trophies in captivity outside the state of Texas.

Basketball History

BARNHILL CROWDS TO REMEMBER

Beginning with the 1989-90 season, the Lady'Backs declared W.A.R. (Women's Attendance Record) on a select opponent. The first two W.A.R.s were against Texas, and resulted in the two largest crowds at Barnhill for a women's basketball game. Upon entering the SEC, Arkansas had a Border W.A.R. with LSU. W.A.R. IV featured



the 24th-ranked Kentucky Lady Kats. Arkansas' feared home crowd worked its Barnhill magic in the last three W.A.R.s. The last two years were particularly dramatic as the Lady'Back fans rallied Arkansas from halftime deficits.



AN ALL-AMERICAN BY EVERY MEASURE

No other point guard in Arkansas history had a career that can match Newark's Amber Nicholas. In her four years, she never missed a game, playing 117 consecutive games, and she set the record for the most consecutive games started: 87. Nicholas set the school record for career assists, and her steady hand guided Arkansas to the best record of any four year period in school history. Named the MVP of the 1991 SWC Tournament, Nicholas also earned three Dial MVP awards in consecutive seasons. One of the most beloved Lady'Backs, Nicholas also was a two-time selection to the highly prestigious CoSIDA Academic All-America team and received an NCAA Postgraduate Scholarship. She was inducted into the Hall of Honor in 2002.

THE NATION COMES TO FAYETTEVILLE

At the end of the 1993-94 season, the University of Arkansas Women's Athletics Department hosted the first major NCAA championship event held in the state of Arkansas. The 1994 NCAA Division I Women's Basketball Midwest Regional set marks for regional attendance and hospitality. A true community project, one of the highlights was a street party and battle of the bands on the downtown square called Fayetteville Friday Night for the two teams in Saturday's championship game. Louisiana Tech advanced from Fayetteville to the Final Four with upsets of No. 1-ranked Tennessee and Lisa Leslie's USC Trojans.



A MOMENT IN TIME

As the Lady Razorbacks prepared to move to Bud Walton Arena in December 1993, the Women's Athletics Department held a celebration of 17 years of women's hoops in Barnhill Arena with "A Moment in Time." The banquet held in Barnhill was attended by dozens of former Lady'Backs, including three of the four career leaders. A special retrospective video tracing the Lady'Backs and their winning tradition in Barnhill was screened as a part of the festivities.



THE CARDIAC KIDS

The 1994-95 season saw the Lady Razorbacks return to the Associated Press Top 25 and the NCAA tournament, posting a 23-7 record. Arkansas did it by winning nine games in the closing minute, three games on last shots, with a team composed mostly of freshmen and sophomores.


A STREAK UNEQUALED

The first freshman recruit to start opening day at point guard for Arkansas, Christy Smith earned attention for her free throw shooting—89.9% to lead the nation—and her tenacious defense—leading the SEC in steals with 3.0 per game. But on Dec. 6, 1995, Smith took her first step toward a mark that might stand for all time. The 5-6 West Lafayette, Ind., point guard started that night against Alabama, and did not leave the court against a SEC opponent for the rest of the season. For all 11 regular season games and two SEC tournament games, Smith played 525 consecutive minutes—a feat unequaled by man or woman in the league. The 1995 SEC Freshman of the Year, Smith also became Arkansas' first woman named to the Associated Press All-America team as an honorable mention.



A PRESIDENTIAL VISIT

Usually, the national champion visits the President of the United States in the White House. On Dec. 9, 1996, President Bill Clinton visited the Lady Razorbacks in their locker room during halftime of the Razorbacks' game with Cincinnati. It may be the first time a sitting President has dropped in to the locker room of a collegiate women's basketball team, and as luck would have it, it was not the last time the Lady'Backs posed with the President.



DREAMS DO COME TRUE

On March 9, 1998, the Lady Razorbacks wanted to get back into the NCAA Tournament. By March 27, 1998, they were in the NCAA Final Four, living the dream they had wished for years. Arkansas made NCAA Tournament history as the lowest seed -- #9 in the West -- to advance to the Final Four. They were the first unranked team in women's basketball history during the modern era to reach the Final Four. And, they were the lowest finishing team in conference play -- tied for sixth in the SEC -- to reach the Final Four. Arkansas did it all on the west coast, spending two whole weeks in the Bay Area. Along the way, the Lady'Backs beat three conference champions -- WAC, Pacific, Ivy and ACC -- and three ranked teams -- Hawai'i, Kansas and Duke -- to face conference rival Tennessee at Kansas City.



Arkansas played all four of its pre-Final Four games on late night TV, earning the nickname of Good Morning America's team. Every member of the team contributed to the run, starting with a 24-point effort by Karyn Karlin in the opening round win over #20 Hawai'i, 76-70. Then it was freshman Wendi Willits' turn with a near-NCAA record six three-pointers to blow open Arkansas' second round contest with Harvard, 82-64. In the opening round games held at Stanford, Calif., Christy Smith had zero turnovers and 16 assists.

At the West Regionals in Oakland, junior Sytia Messer stepped to the front as Arkansas' leading scorer in both wins, earning herself the honor as the most outstanding player at the West Regional. Messer had 23 points as Arkansas used an impressive 54-point second half to dispatch Kansas, 79-63, in the Sweet 16. Fellow junior Treva Christensen announced herself with 14 points off the bench against Duke to earn all-tournament selection. Junior Tennille Adams was 6-of-9 with 14 off the bench including the go-ahead bucket in the closing minutes against Duke.

The defining moment belonged to Smith, as she calmly sank four free throws in the final seconds to send Arkansas to the Final Four for the first time with a 77-72 win over ACC champion Duke.




Basketball History



FIVE GAMES TO GLORY

When the 1999 season ended, Arkansas was 15-14 and 11th in the SEC. Leading scorer Karyn Karlin was out for the year with a torn ACL. Not the ending Cinderella hoped for after the Final Four. But Arkansas got a second chance with the WNIT, and by virtue of its season attendance was chosen to host the opener with SLC champion Northwestern State. Sophomore Lonniya Bragg, quiet most of the season, tore into NSU for a career-tying 22 points. Arena conflicts helped Arkansas host round two, and a late-season snowstorm led to the smallest crowd at Bud Walton for women's basketball (890). Those that braved the weather saw a sophomore class record 35 points as Okie Wendi Willits busted the Sooners in an overtime thriller, 97-93. The crowds began to pour back into Bud Walton, and Arkansas survived Rice, 76-70, in the quarterfinals thanks to 18 from Bragg. The WNIT picked Arkansas to host again, and the crowd and the Lady Backs did not disappoint as 9,041 saw 5-11 Bragg rack up a career-high 23 against the 6-5 and 6-4 posts of MVC runner-up Drake in a 80-56 rout. It set the stage for a titanic showdown at Walton with Wisconsin. An all-time record 14,163 paid to see Arkansas win the title behind an inspired senior performance from Kamara Stancle with 15 points and 13 rebounds. The victory was marred by the sudden illness and death of Sytia Messer's mother on the eve of the game.




AMERICA'S BEST THREE-POINT SHOOTER

Wendi Willits shattered all of Arkansas' three-point records during the 1998-99 season. More impressive, the 5-8 Fort Cobb, Okla., sophomore came within a single trey of breaking a previously thought unbreakable SEC record -- Cornelia Gayden's single season mark. Willits finished with 104, shooting 35.7% from the arc. Ranking top five in the nation in both percentage and production, Willits was chosen by the Basketball Hall of Fame as its Ed Steitz Award winner. Her uniform, complete with her trademark headband, was displayed for the 1999-2000 season at the Basketball Hall of Fame in Springfield, Mass. Her senior year, she became the No. 2 three-point scorer in SEC history as well as the all-time leader at Arkansas. Willits closed her career at the ESPN College Three-Point Shooting Contest, where she reached the Final Four.




DROPPING DIMES FOR RECORDS

Point guard Amy Wright started the second century of Lady Back basketball by shattering a once-thought-untouchable record of 186 assists in a season set by Donna Wilson in 1989. Wright's 198 led Arkansas back into the NCAA Tournament second round in 2001, and left her in striking distance for her senior season of the all-time leader, Amber Nicholas Shirey. For her final season, Wright not only took the career record early on, but she broke her own over 200 in a season with 205 and close her career with 717.



Arkansas met the President of the United States twice: first at Walton Arena in 1996 (see page 143 for more) then again in 1998 (above) with a private tour of the Oval Office and West Wing. Neither visit was the first for the Lady Razorbacks with Arkansas' most famous native politician. At right, the "boy governor" of Arkansas hosted the 1987 WNIT champions at the state capitol building.



SECOND TO ONE, BUT SECOND TO NONE

Hot Springs, Ark., native Shameka Christon finished her four-year career at Arkansas as the first woman to threaten the all-time scoring mark of Bettye Fiscus and ended up second all-time with 1,951 points. However, in many ways Christon was second to none in her Arkansas career with



many firsts. Early in her career Christon became the first Lady Razorback basketball player to represent the United States at the World Championships and the first to win a gold medal on the world stage. As a senior, she was the first Lady Back named Associated Press All-America with her selection to the third team, surpassing Christy Smith's four times on the AP team, but as an honorable mention. Christon also became

the first voted SEC Player of the Year (both coaches and AP), making her the second Lady Back to take player of the year (Delmonica DeHorney in the SEC days). She closed out her time in Fayetteville by becoming the first Lady Back taken as a first-round draft pick of the WNBA, going fifth overall to the New York Liberty. Christon added another first as the first Lady Back to make an all-pro team as she was on the WNBA's Rookie Team in 2004.



Barnhill Arena

It seemed appropriate that the final basketball event at John Barnhill Arena was a women's basketball game and a women's basketball banquet.

As fate would have it, it was a girls' basketball game back in 1977 that was the first hoops contest played in the newly-renovated and expanded home court for the Razorbacks and Lady Razorbacks.

Betsy Broyles' Fayetteville High team played days before the first men's or women's college game in what would become known as one of the most feared home courts in modern collegiate basketball.

The next year, Betsy would become the first high school recruit to accept a scholarship to play women's basketball at the University.

On Dec. 7, 1993, she and over 30 former letterwinners returned for A Moment in Time, a banquet to honor women's basketball in Barnhill. It was the evening prior to the Lady'Backs opener in Bud Walton Arena against DePaul.


During the 17 years between her first and most recent appearances in Barnhill, The Barn was the site of many great moments of women's basketball history.

Arkansas was undefeated in its first home season (6-0) and in three subsequent years (1981-82, 1982-83 and 1990-91).

The Lady'Backs set their home consecutive win streak at 21 games from 1981 to 1984.

That streak was broken with 23 in the early 1990s, and for a brief period of time, Barnhill Arena was the home of the longest active women's home winning streak.

Since the start of the NCAA era in 1982-83, only eight unranked teams managed wins in Barnhill (out of 118 who tried).



The Lady Razorbacks posted four perfect home seasons in Barnhill Arena. One of the most feared arenas in collegiate basketball history, Barnhill was home to Lady'Back basketball from its varsity inception in 1976 until the start of the 1993-94 season with the completion of Bud Walton Arena.

Some 194 women's varsity collegiate basketball games were played in Barnhill Arena, with the last game a 96-60 win over Oral Roberts on March 1, 1993.

The last varsity basketball game played at Barnhill was a women's contest as Arkansas won an exhibition game over the Bulgarian team of Levski Total, 83-81, on Nov. 16, 1993.

The Spirit of Barnhill lives on both at Bud Walton Arena, and at Barnhill. "The Barn" received a new tenant in 1994 with the start of varsity volleyball at Arkansas. Thanks in large part to its home court advantage, the inaugural Lady'Back volleyball team won the SEC Western Division title providing a new banner for the old rafters. Gymnastics enjoyed a similar Barnhill boost in 2006. With the

inaugural senior class, Arkansas upset national powerhouse UCLA to advance to the NCAA Championship at the Barnhill-hosted NCAA South Central Regional.

TEAM RECORDS

Points: 115 vs. Oral Roberts (2/19/87)
Rebounds: 74 vs. Mississippi Valley St. (11/24/89)
Field Goals Made: 45 vs. Cottey College (2/2/78) vs. ORU (2/19/87)
Field Goals Attempted: 97 vs. Cottey (2/2/78)
Field Goal Percentage: .680 vs. Ole Miss (34 of 50) (12/15/90)
3-Pt. Goals: 8 vs. Alabama (2/22/92)
3-Pt. Goals Attempted: 21 vs. Alabama (2/22/92)
3-Pt. Goal Pct.: .625 vs. Miss Valley (5-8) (12/10/88)
Free Throws Made: 29 vs. Grambling (12/17/81)
Free Throws Attempted: 43 vs. Miss. Valley (11/24/89)
Free Throw Pct.: .950 vs. McNeese (21-22) (2/14/81)
Fouls: 31 vs. North Texas (12/4/92)
Assists: 30 vs. Northwestern (3/16/91)
Steals: 26 vs. TCU (1/11/83)
Turnovers: 32 vs. Grambling (12/17/81) vs. Eastern Okla (1/18/80)
Blocked Shots: 11 vs. SW Missouri (12/19/87)

INDIVIDUAL RECORDS

Points: 36, Shannon Jones (vs. Wash. St., 12/31/92)
Rebounds: 22, Shelly Wallace (vs. SMU, 2/13/88)
Field Goals Made: 14, Bettye Fiscus (vs Wichita, 2/20/82)
 Shelly Wallace (vs. Texas Tech, 2/2/88)
Field Goals Attempted: 26, Debbie Roe (vs. Arkansas State, 2/28/78)
3-Pt. Goals: 6, Sha Hopson (vs. Auburn, 1/11/92)
3-Pt. Attempts: 10, Lisa Martin (vs. UH, 3/4/89)
Free Throws: 16, Shelly Wallace (vs. UH, 3/4/89)
Free Throw Att.: 20, Shelly Wallace (vs. UH, 3/4/89)
Free Throw Pct.: 1.000 (11 of 11) Delmonica DeHorney
 (vs. Northwestern, 3/16/91)
Assists: 14, Amber Nicholas (vs. Ole Miss, 12/15/90)
Steals: 12, Amanda Holley (vs. TCU, 1/11/83)
Blocked Shots: 9, Robyn Irwin (vs. SW Mo., 12/19/88)




From the earliest days of the program, the Lady Razorbacks proved to be one of the top draws in the country. This photo is from the 1982 show-down at Barnhill Arena with defending national champion Louisiana Tech, the first major crowd at Barnhill for women's basketball.

The 30 Greatest Games

#1A – Arkansas 77, #8 Duke 72.

March 23, 1998

A total team effort. Christy Smith fulfills the dream of every little girl -- she must make the free throws to send Arkansas to the Final Four.



Smith does not get to the line without Tennille Adams' offensive stick-back to put Arkansas ahead. Treva Christensen and Sytia Messer solidify their picks as all-West and West Region MVP. The game gives rise to two of the greatest moments in LadyBack history. The first came before the game. After a silent ride through the Oakland twilight,

Gary Blair rose as the team bus halted. "Don't get off the bus if you don't expect to win," he said, then turned and left the bus. The second came after as Smith and Stancle fell to the floor at the end of the game. ESPN commentator Beth Mowens declared, "Do you believe in miracles?"

#1B – Arkansas 82, #6 Texas 77

February 23, 1990

The clipping at the right from the Dallas Morning News says it all. Senior Juliet Jackson's clutch free throws ice the first loss by UT to a SWC member -- 183 consecutive games. Delmonica DeHorney led Arkansas with 26 points, eight boards and four blocks. Jackson had 19 points and seven assists, and of course, was 7-of-8 at the line -- 4-of-4 in the closing minute. DeHorney was national player of the week after the game, but those that were there will tell you the best part was seeing The Drum bathed in white -- not victory burnt orange -- lights.

#2 – #22 Arkansas 82

#2 LSU 72

January 19, 2003

The largest regular season crowd in school history (11,486) and ESPN watched as Arkansas won the first top 10 vs. top 10 game in school history. Arkansas' "Big Three" of Shameka Christon (25 points, 7 boards), India Lewis (19 points) and Dana Cherry (13 points, 12 rebounds) were joined with SEC all-freshman Ruby Vaden (13 points, 7 boards) as the LadyBacks dominated the second-ranked Tigers. LSU threatened late, but the comeback only served to add to the instant classic status of the game. Along with marking the best start in SEC play to date, LSU became the highest ranked team to lose to Arkansas.



#3 – #22 Arkansas 81, #7 Georgia 70

March 18, 1990

Considered for years one of the top 10 upsets in NCAA women's tournament history, Arkansas goes to Athens, Ga., to stun the Lady Bulldogs behind 30 points from Juliet Jackson. Georgia's strategy was to shut down Delmonica DeHorney and Blair Savage inside and isolate Amber Nicholas outside. They dared Jackson to beat them, and she did by raining down 12-of-19 from the perimeter.

#4 – Arkansas 67, Wisconsin 64

March 23, 1999

Don't try to tell the WNIT record crowd of 14,163 fans at Walton Arena that this was the game for 65th in the country. The back-and-forth battle with the Badgers was befitting any championship. Seniors Kamara Stancle and sophomore Wendi Willits score 15 each as the team wins one for Sytia Messer's mom who passed away 24 hours before the game.



#5 – #22 Arkansas 77, #6 Tennessee 75

December 29, 1996

The LadyBacks make national headlines with their first-ever win over Tennessee. Sytia Messer holds Chamique Holdscrow to a single field goal and only 7 points while Christy Smith and Kimberly Wilson go off for 21 points each. Wilson jumped on UT early, hitting her first three treys and giving Arkansas a 19-11 advantage. Defense was the difference as four turnovers keyed a 13-0 run by Arkansas, capped by a three-pointer by Sytia Messer for a 49-36 lead. Tennessee did not go away, rallying to within a point, 76-75, with :56 to play. The Lady Vols had one last chance to win the game, but missed an inside shot. Karen Jones pulled down the rebound of her life and was fouled by Tennessee. Jones' free throw in the final seconds gave Arkansas its final margin of victory.



#6A – Arkansas 74, #7 South Carolina 46

January 27, 2002

#6B – Arkansas 67, #8 Vandy 57


January 31, 2002

A combination entry because they are the first time that Arkansas defeated consecutive top 10 teams at Fayetteville, and because of the circumstances around the games. The LadyBacks stumbled at USC only three weeks earlier, 91-66, and thanks to some humbling early games were 1-6 to open SEC play. Not only did Arkansas turn the season around, it did it in convincing fashion. Forcing 26 turnovers, India Lewis and Dana Cherry had 17 each as UA meted out its worst beating of a ranked team during the regular season on USC. Four days later, Shameka Christon poured in 21 to lead Arkansas past Vanderbilt as the LadyBacks controlled the game start to finish.

#7 – #1 Texas 71, Arkansas 70

February 18, 1984

The Texas win that wasn't. Arkansas scrapped with the top team in the nation, and got the opportunity of a lifetime with the ball and the clock running out at Barnhill Arena. Senior



Texas coach Jody Conradt appears somber as Arkansas' Juliet Jackson exults Friday after the Lady 77 victory in Austin. Jackson made six free throws against Southwest Conference opponents with an 82-77 victory in Austin. Jackson made six free throws Razorbacks snapped UT's 183-game winning streak down the stretch to seal the victory.

Arkansas snaps UT women's streak

From Special and Wire Reports

AUSTIN — The streak is over. After winning 183 consecutive games against Southwest Conference opponents dating to 1978, the sixth-ranked Texas Lady Longhorns lost, 82-77, Friday to 25th-ranked Arkansas before 11,016 at the Reunion Center. "This team on this given night wasn't as good as its opponent," UT coach Jody Conradt said. "We didn't hit our shots. We

Box score, standings

didn't come out with the focus and intensity that Arkansas did. It will be a real challenge for us to bounce back."

Since the SWC began sanctioning women's play in 1982, the Lady Longhorns had won 117 straight conference games. Including tournament play, the streak was 132. Texas' last loss to an SWC opponent was

a 59-52 decision to Texas A&M on Jan. 23, 1978.

"Obviously, there has been a lot of pride in the streak," Conradt said. "It had to end. I am really happy -- if I can be happy -- that it ended at home with the kind of support we had. Being here is about the only positive thing."

Arkansas (21-3, 14-1), UT's biggest chal-

Please see ARKANSAS on Page 12B.

Amanda Holley's baseline jumper hangs in the air, hits the bucket, rolls around the rim and falls out as the horn sounds. The Lady Razorbacks will have three more close calls with their arch-rivals, but a basketball generation will pass before Texas falls in 1990.

#8 – #22 Arkansas 90, UCLA 80 (OT)

March 14, 1990

Perhaps the most exciting overtime game in Arkansas history, the LadyBacks come back from a 10-point deficit late in the game to tie the contest and send it into overtime. Led by all-America candidate Rehema Stephens, UCLA had five players in double figures but the Bruins ran out of gas in the extra five minutes as Amber Nicholas (22 points) and Blair Savage (21 points) lead a 15-5 overtime run. Not only a memorable game, it was the first-ever win by Arkansas in the NCAA tournament and the first-ever NCAA tournament game hosted by Arkansas.



#9 – Arkansas 79, Kansas 63

March 21, 1998

The Cinderella story comes to life as Arkansas holds all-American Lynn Pride of Kansas scoreless to rally from a 32-28 halftime deficit. Sytia Messer leads the charge with a 17-point second half effort as Arkansas dominates KU, 51-31, in the final 20 minutes. After shooting only 36% in the first half, UA blisters the Jayhawks for 63% in the second.

#10 – #6 Texas 101, Arkansas 99

March 11, 1989

Quite simply, Southwest Conference fans say this may be the greatest championship game ever played -- men or women -- at the SWC Classic. The first-ever women's basketball game at Reunion Arena did not disappoint as the two teams produced near-flawless games. Each committed a season-low eight turnovers, and the 200 points scored were

school records for combined score for both. Trailing 51-46 at halftime, Arkansas responded with 52.8% from the field led by a career game by Lisa Martin with 31 points. Four of Arkansas' starters were in double digits as Shelly Wallace added 20 points and 15 boards. Clarissa Davis saved the day with 36 for Texas.

Associated Press
 with an 82-
 six free throws
 2-24-90
 break
 as 4&M on Jan. 23,
 as been a lot of pride
 said, "It had to end. I
 can be happy — that
 the kind of support
 about the only posi-
 UT's biggest chal-
 n Page 12B.

#11 – Arkansas 78, #10 Florida 69

March 2, 2001

Arkansas rode a 10-game losing streak to the Gators into the second round of the SEC Tournament, but freshman Shameka Christon had 22 points, 11 rebounds and four stitches as the Lady Backs jumped on Florida early. Arkansas led by as many as 20 before Christon departed the game with a busted lip. She returned, but not before Florida closed to within seven. Behind 22 from Wendi Willits and 10 from Lonniya Bragg, Arkansas went on a 7-0 run late to advance to the SEC Tournament semifinals for the first time in school history.

#12 – #18 Arkansas 73, #8 Vanderbilt 71 (OT)

February 19, 1995

Kelly Johnson said she had never hit a game-winner at the buzzer in her life. She didn't get the chance to do so again in her career, but when Christy Smith laced the pass down low to Johnson, she buried the 15-foot baseline jumper as time expired to give Arkansas its first-ever win over Vandy. The photo, at right, of Johnson's shot has become one of the most requested classic images in Lady Razorback history.

#13 – Arkansas 80, Miss. State 73

March 4, 2005

Midway through the first half of Arkansas' opening game at the SEC Tournament, Susie Gardner's team looked headed for a blowout trailing by 17 points with 4:01 left in the first. Trimming the deficit to 11 at half, Arkansas held MSU scoreless almost four minutes to start the second and soon pulled within striking distance. A trio of sophomores led by Sarah Pfeifer were in double-digits to give Arkansas an eight-point lead with just under four minutes to play, a 25-point swing from the same point in the first half.

#14 – Arkansas 66, #23 SMSU 63

December 29, 1993

There are few things better than beating a rival, and even better when it comes unexpectedly. First-year head coach Gary Blair drew up the play for his freshman three-point sharpshooter Kimberly Wilson. With seconds left, Wilson calmly stroked the winning shot, breaking an unprecedented two-year losing streak to SMS. Wilson became the Bear stalker, posting a 4-0 career mark with SMS.

#15 – California 66, Arkansas 62


March 21, 1982

Arkansas' first appearance at a national tournament almost became its first win. The host Golden Bears hold off a pesky Arkansas team in the opening round of the 1982 AIAW Championships. Tied 29-29 at halftime, turnovers and fouls are the undoing of Arkansas. The Lady Backs had 31 turnovers – 11 more than Cal – and leading scorer Bettye Fiscus fouls out with 17 points. Kim Bunge also has 17 points, but with four fouls.

#16 – Arkansas 73, Ole Miss 72

January 2, 1993

The first major victory in the SEC as the former SWC Champion defeats the defending SEC Champion Lady Rebels. As the photo at right shows, Shea Henderson is the star of the day as the Star City guard drives down the lane in the closing seconds to hit the game winner.



#17 – Arkansas 97, Oklahoma 93 (OT)

March 14, 1999

Fort Cobb, Okla., product Wendi Willits takes over the Border War between UA and OU. The second round Women's NIT match-up is a toe-to-toe physical battle. In the midst of a record-setting season of three-point shooting, Willits scores a career-high 35 points to lead Arkansas into the quarterfinals.



#18 – #6 Vanderbilt 81, Arkansas 78

March 9, 2002

Shameka Christon had the greatest game at the University of Arkansas in over a generation, but her 40 points in 37 minutes played was not enough to overcome Vanderbilt at the Gaylord Entertainment Center in Nashville for the SEC Tournament semifinals. At the start of the second half, it looked like there wouldn't be much drama as Vandy extended its 44-26 halftime lead to 22-points, 52-30, with 17 minutes left. Then Christon took over, scoring a school record 28 points for a half. Arkansas cut the lead to one, 79-78, with 22 seconds left. Missed VU throws gave Arkansas the last shot, but with nine seconds to play Christon was called for a charge that allowed Vandy to shoot free throws for the final score.

#19 – Arkansas 52, #20 Vanderbilt 51 (OT)

January 8, 2006


Another Commodore OT heartache, but this one came in one of the most dramatic fashions as sophomore Brittney Vaughn sank the longest buzzer-beating shot in Walton Arena history to send this contest into OT. One of only three known end of the period half-court shots, Vaughn's 47-footer is the only one to close regulation. Vaughn was scoreless for 39:30, but her driving reverse layup trimmed the Vandy lead to three, 46-43, to set the stage for her game-tying heave. The night proved "vaughn-derful" as her sister Rochelle scored a career-high tying 22 points, including a pair of free throws with 13 seconds left in the overtime period to ice the victory for Arkansas.



#20 – Arkansas 82, #17 Penn State 78

January 9, 1999

In its first appearance on CBS, Arkansas does not disappoint. Karyn Karlin (at right) dominated the Lady Lions in the paint, scoring 18 points almost at will as Arkansas built a 15-point lead with eight minutes to play. Penn State rallied, and with two minutes left led by two points. Wendi Willits to the rescue with a 21-footer to put Arkansas



back up by one, then a steal on the ensuing PSU possession that lead to a pair of free throws. The 5-0 Willits run put Arkansas up by three with 50 seconds to play.

#21 – Arkansas 45, #24 Kentucky 43

January 23, 1993

Undoubtedly the quirkiest win in Arkansas history. The Wildcats were returning to the top 25 for the first time in years, but the Lady Backs made sure the stay was short. It was an improbable win as Arkansas rode a five-game losing streak and was in jeopardy of losing three straight at home for the first time in school history. Defense was the key as Arkansas not only got the win, but did it in record-setting fashion. This was only the second game in Arkansas history in which no one was in double figures, and remains the only time Arkansas has won without a double-digit scorer. Shea Henderson led the team with nine points. Barnhill Arena and one of the Women's Athletics Department's W.A.R. (women's attendance record) promotions share credit for the win. At 5,391, it ranked as the fourth largest crowd to watch the Lady Backs in Barnhill Arena.



#22 – Arkansas 71, #16 Georgia 63

February 8, 2004

Arkansas rode a three-game home losing streak for only the second time in school history into an ESPN game with #16 Georgia, but Susie Gardner continued her coaching mojo against her alma mater as the Lady Backs controlled the close game from start to finish. With only eight players on the bench due to injuries, UA was led by Shameka Christon with 28 points, a double-double from Rochelle Vaughn with 11 points and 12 assists and a near-double of 14 points and 9 rebounds from Kristin Moore.



The 30 Greatest Games

#23 – Arkansas 59, Alabama 58

February 2, 2003

India Lewis was known for her three-point shooting, but in her career at Arkansas she had not hit a game-winner until this afternoon in Tuscaloosa. Arkansas struggled most of the game, no player more than Lewis who entered the final seconds 0-for-7 from the field. Down by two, Lewis took the ball to her right, feinted a drive then stepped back for a fall-away 22-footer as the horn sounded. The win proved a turning point for the conference season, ending a three-game losing streak.

#24 – Arkansas 61, #25 SMSU 60

December 10, 1994

For the second straight year, Arkansas knocks off top 25 SMSU, but this time it's in the Bears' den before 7,490. While Kimberly Wilson led with 19, it was Stephanie Bloomer who was the heroine. Bloomer hit a pair of free throws with 16.5 seconds to play for the win. The 6-3 post had 16 points and 13 rebounds in the game. Arkansas trailed by 10 early, and got its first lead with 2:22 left off a driving layup by Allyson Twiggis.

#25 – Arkansas 79, Okla. St. 70

February 16, 1982

Coach Matilda Willis called it her "Champagne Game" in the pregame press, but Oklahoma State was not so willing to give up Arkansas' first-ever 20-win season easily. It looked easy with a 43-29 lead at half, but the Cowgirls cut the spread to three, 69-66, with 3:17 to play. In turn, Bettye Fiscus, Connie Fitzgerald and Erma Greer stepped up with key buckets to pull away from OSU. For the game, Fiscus had 27,

followed by Kim Bunge with 14 and Amanda Holley with 12 points and 10 rebounds.

#26 – Arkansas 68, Kansas St. 53

January 2, 1982

The first win for Arkansas over a top 20 ranked team. Bettye Fiscus and Amanda Holley turn in double-double games -- Fiscus an amazing 20 points with 18 rebounds and Holley 12 points with 11 rebounds. Cheryl Orcholski shares top scoring honors with 20 points of her own.

#27 – Arkansas 77, #25 Bama 73

February 18, 1999

Arkansas had its Senior Day one game too late but the Lady Razorbacks scored their first win ever at Coleman Coliseum with a 77-73 upset of 25th-ranked Alabama. Senior Sytia Messer scored a season high 21 points and senior Tennille Adams came off the bench for her second career double-double with 11 points and 10 rebounds. Alabama led by eight at halftime, but the lead wasn't enough to hold off Arkansas. The LadyBacks outscored Bama, 45-33, in the second half. Alabama crept back to within one, but freshman Amy Wright responded with a three-pointer to make it a four-point bulge, 71-67.

#28 – #14 Arkansas 76, #20 Texas 61

January 8, 1991

The rematch with Texas is more bust than dust-up as Delmonica DeHorney dominates the lane again and Amber Nicholas pours in the assists and outside shots. The Lady Razorbacks control the game from tip to final horn. The win proves the victory previous year at Austin was

not a fluke, and with Arkansas headed out of the SWC, this proves to be the only win over Texas at Barnhill Arena in school history. It results in the largest crowd at Barnhill Arena for a women's basketball game -- 6,819 fans. When Bud Walton Arena opens, this figure is eclipsed by the growth of women's basketball popularity thanks to the SEC.

#29 – Arkansas 83, #11 Iowa 57

November 23, 1997

The Reebok Classic at the Fleet Center in Boston, Mass., was the scene of a mugging as Arkansas shredded the 11th-ranked Hawkeyes. Kamara Stancle scored 21 points in only her second game at Arkansas after transferring from Conners State JC. The LadyBack defense forced 22 turnovers as Arkansas outrebounded the much taller Hawkeyes, 39-22. Tennille Adams picked up her first double-double of her career with 13 points and 11 rebounds. Leading 38-29 at half, the LadyBacks crushed Iowa with a 13-0 run early in the second half and held the Hawkeyes scoreless for 4:43.

#30 – Arkansas 78, Clemson 68

March 15, 2002

A game in the books as much for an individual as the team as Shameka Christon scores 36 points in 33 minutes to lead the LadyBacks in the NCAA first round. The loss was the first ever for Clemson under Jim Davies in the first round, and Christon's 36 -- made more dramatic by an early first half injury that sidelined her for seven minutes -- gave the sophomore the second most points scored in consecutive games (see Game #18) in school history.

Southwest Conference Standings

1990-91

	SWC ONLY			OVERALL		
	W	L	PCT	W	L	PCT
ARKANSAS	15	1	.938	28	4	.875
Texas	14	2	.875	21	9	.700
T. Tech	12	4	.750	23	8	.742
Houston	10	6	.625	20	12	.625
A&M	8	8	.500	14	14	.500
SMU	4	12	.250	9	19	.321
Rice	4	12	.250	10	18	.357
Baylor	3	13	.188	9	17	.346
TCU	2	14	.125	5	22	.185

1988-89

	SWC ONLY			OVERALL		
	W	L	PCT	W	L	PCT
Texas	16	0	1.000	28	5	.875
ARKANSAS	13	3	.813	22	8*	.733
Houston	9	7	.563	16	12	.571
T. Tech	9	7	.563	16	13	.552
A&M	8	8	.500	17*	12	.586
SMU	7	9	.438	11	14	.444
Rice	5	11	.313	14	14	.500
TCU	4	12	.250	9	16	.360
Baylor	1	15	.063	3	23	.115

1986-87

	SWC ONLY			OVERALL		
	W	L	PCT	W	L	PCT
Texas	16	0	1.000	31	2	.939
ARKANSAS	12	4	.750	20	12	.625
Houston	10	6	.625	19	10	.655
T. Tech	10	6	.625	18	11	.621
Rice	7	9	.438	15	13	.536
Baylor	5	11	.313	8	20	.286
A&M	5	11	.313	9	17	.346
SMU	4	12	.250	8	19	.297
TCU	3	13	.188	8	19	.297

1984-85

	SWC ONLY			OVERALL		
	W	L	PCT	W	L	PCT
Texas	16	0	1.000	28	3	.903
T. Tech	12	4	.750	24	8	.750
ARKANSAS	11	5	.688	20	8	.667
Houston	11	5	.688	22	8	.733
A&M	7	9	.438	14	14	.500
Baylor	7	9	.438	12	14	.462
SMU	4	12	.250	9	19	.321
TCU	2	14	.125	6	22	.222
Rice	2	14	.125	5	21	.192

1989-90

	SWC ONLY			OVERALL		
	W	L	PCT	W	L	PCT
ARKANSAS	15	1	.938	25	5	.833
Texas	15	1	.938	27	5	.844
T. Tech	11	5	.688	20	11	.645
Houston	9	7	.563	17	12	.586
A&M	8	8	.500	16	12	.571
TCU	8	8	.500	11	16	.407
Rice	3	13	.188	6	21	.222
SMU	2	14	.125	4	22	.154
Baylor	1	15	.063	4	23	.148

1987-88

	SWC ONLY			OVERALL		
	W	L	PCT	W	L	PCT
Texas	16	0	1.000	32	3	.914
Houston	12	4	.750	22	7	.759
T. Tech	9	7	.563	17	13	.567
ARKANSAS	8	8	.500	13	15	.481
A&M	8	8	.500	15	13	.536
SMU	6	10	.375	12	16	.429
Rice	5	11	.313	11	14	.440
TCU	5	11	.313	12	15	.444
Baylor	3	13	.188	10	20	.333

1985-86

	SWC ONLY			OVERALL		
	W	L	PCT	W	L	PCT
Texas	16	0	1.000	34	0	1.000
ARKANSAS	13	3	.813	22	8	.733
T. Tech	13	3	.813	21	9	.700
Houston	9	7	.563	19	10	.655
A&M	9	7	.563	16	13	.552
SMU	5	11	.267	11	20	.355
Baylor	4	12	.250	6	21	.222
Rice	2	14	.125	7	19	.269
TCU	1	15	.063	5	22	.185

1983-84

	SWC ONLY			OVERALL		
	W	L	PCT	W	L	PCT
Texas	16	0	1.000	32	3	.914
T. Tech	13	3	.813	23	7	.767
ARKANSAS	11	5	.688	20	9	.690
Houston	9	7	.563	16	12	.571
Baylor	9	7	.563	15	12	.556
A&M	6	10	.375	13	15	.464
SMU	4	12	.250	11	15	.423
Rice	3	13	.188	9	17	.346
TCU	1	15	.063	6	22	.214

1982-83

	SWC ONLY			OVERALL		
	W	L	PCT	W	L	PCT
Texas	8	0	1.000	30	3	.909
ARKANSAS	6	2	.750	21	8	.724
T. Tech	6	2	.750	22	9	.710
Houston	5	3	.625	17	11	.607
Baylor	4	4	.500	16	14	.533
SMU	4	4	.500	14	14	.500
A&M	2	6	.250	11	16	.407
Rice	1	7	.125	8	18	.308
TCU	0	8	.000	5	23	.179



Back in the Day

SWC Scheduling

The Southwest Conference started championships for women during the 1981-82 academic year. As was the custom of many conferences, there was no regular season play in 1982, and only a conference championship tournament. Not all of the SWC members participated in the event hosted by Texas A&M, and it took place midseason rather than at the end of the year.

In 1982-83, the league played single round robin and hosted its first true post-season tournament at Austin. The following year the regular season format of double-round robin was established. The 16-game schedule remained unchanged for the rest of SWC history, and featured a looping schedule that reversed the order of play during the year. The primary game days followed the men's schedule -- Thursdays and Saturdays -- and several institutions played double-headers.

The top teams in the league both in attendance and performance, Arkansas and Texas, did not play double-headers.



Southwest Conference Records

Regular Season Only For Season, Career Records

(Career Minimums: 200 FGA, 100 FTA, 150 REB)

(Season Minimums: 100 FGA, 50 FTA, 75 REB)

Most Points Scored

Career: 1,045, Delmonica DeHorney (1988-91)
Season: 342, Shelly Wallace (1989)
Game: 36, Shelly Wallace (vs. SMU, 2/15/89)
Half: 24, Shelly Wallace (vs. Texas Tech, 2/2/88)

Highest Scoring Average

Career: 17.8 (641 pts/36 g), Bettye Fiscus (1983-85)
Season: 21.4 (342 pts/16 g), Shelly Wallace (1989)

Most Field Goal Attempts

Career: 637, Delmonica DeHorney (1988-91)
Season: 236, Bettye Fiscus (1985)
Game: 25, Brenda Rhodes (vs. Texas, 1/12/85)
25, Shelly Wallace (vs. Texas Tech, 3/9/89)
Half: 16, Brenda Rhodes (vs. Texas, 1/12/85)

Most Field Goals Made

Career: 390, Delmonica DeHorney (1988-91)
Season: 130, Shelly Wallace (1989)
Game: 14, Shelly Wallace (vs. Texas Tech, 2/2/88)
Half: 9, Shelly Wallace (vs. Texas Tech, 2/2/88)

Best Field Goal Percentage

Career: .612 (390-637), Del. DeHorney (88-91)
Season: .660 (128-194), Del. DeHorney (1990-91)
Game: 1.000 (10-10), Lanell Dawson (BU, 2/26/86)
Half: 1.000 (7-7), Delmonica DeHorney (UH, 2/6/91)

Most Three-Point Attempts

Career: 101, Amber Nicholas (1989-91)
Season: 60, Lisa Martin (1989)
Game: 13, Lisa Martin (vs. Texas, 3/11/89)
Half: 5, S. Hopson (UH, 3/7/91); L. Martin (UT, 1/5/88)

Most Three-Point Goals

Career: 40, Amber Nicholas (1989-91)
Season: 25, Sha Hopson (1991)
Game: 6, Lisa Martin (vs. Texas, 3/11/89)
Half: 4, Sha Hopson (vs. Houston, 3/7/91)
4, Lisa Martin (vs. Texas, 1/5/88)

Best Three-Point Percentage

Career: .396 (40-101), Amber Nicholas (1989-91)
Season: .431 (25-58), Sha Hopson (1991)
Game: (Min. 5) .833 (5-6), Lisa Martin (UT, 1/5/88)
Half: 1.000 (3-3), several.

Most Free Throw Attempts

Career: 371, Delmonica DeHorney (1988-91)
Season: 115, Shelly Wallace (1989)
Game: 20, Shelly Wallace (vs. Houston, 3/4/89)
Half: 11, Shelly Wallace (vs. Houston, 3/4/89)

Most Free Throws

Career: 265, Delmonica DeHorney (1988-91)
Season: 82, Shelly Wallace (1989)
Game: 16, Shelly Wallace (vs. Houston, 3/4/89)
Half: 9, Shelly Wallace (vs. Houston, 3/4/89)

Best Free Throw Percentage

Career: .790 (230-291), Tracy Webb (1984-87)
Season: .840 (63-75), Tracy Webb (1987)
Game: 1.000 (9-9), Lanell Dawson (vs. A&M, 1/24/87)
Game, 10+ FT: .933 (14-15), Shelly Wallace (vs. SMU, 2/15/89)
Half: 1.000 (8-8), Shelly Wallace (vs. SMU, 2/15/89)

Most Rebounds

Career: 600, Shelly Wallace (1986-89)
Season: 213, Shelly Wallace (1989)
Game: 22, Shelly Wallace (vs. SMU, 2/13/88)
Game, Off.: 8, Shelly Wallace (vs. UH, 3/4/89)
Game, Defensive: 16, Shelly Wallace (vs. Texas A&M, 1/17/89; vs. SMU, 2/15/89)
Half: 11, Shelly Wallace (vs. Houston, 1/31/89)

Highest Rebound Average

Career: 9.5 (600 reb/63 g), Shelly Wallace (86-89)
Season: 13.3 (213 reb/16 g), Shelly Wallace (1989)

Most Assists

Career: 223, Tracy Webb (1984-87)
Season: 97, Donna Wilson (1989)
Game: 18, Donna Wilson (vs. Houston, 3/2/88)

Most Steals

Career: 148, Tracy Webb (1984-87)
Season: 47, Tracy Webb (1985, 1987)
Game: 12, Amanda Holley (vs. TCU, 1/11/83)

Most Blocked Shots

Career: 137, Delmonica DeHorney (1988-91)
Season: 46, Delmonica DeHorney (1990)
Game: 6, Amanda Holley (vs. Baylor, 2/4/84)

TEAM — SWC SEASON

(FULL 16 GAME SEASONS ONLY)

Scoring

Most Points Scored: 1,328 (1991)
Fewest Points Scored: 1,113 (1984)
Most Points Allowed: 1,220 (1989)
Fewest Points Allowed: 1,002 (1990)
Highest Scoring Average: 83.0 (1991)
Lowest Defensive Average: 62.6 (1990)

Field Goals

Most Field Goals Made: 536 (1991)
Most Field Goals Attempted: 1,050 (1989)
Best Field Goal Percentage: .528 (1991)
Worst Field Goal Percentage: .466 (1985)
Best Field Goal Defense: .388 (1990)
Worst Field Goal Defense: .471 (1985)

Free Throws

Most Free Throws Made: 318 (1985)
Most Free Throws Attempted: 471 (1985)

Three-Point Goals

Most Three-Point Goals: 47 (1991)
Most Opponent 3-Point Goals: 46 (1989, 1991)
Most Three-Point Goals Attempted: 118 (1991)
Best Three-Point Goal Percentage: .398 (1991)
Worst Three-Point Goal Percentage: .118 (1987)

Rebounds

Most Rebounds: 679 (1990)
Fewest Rebounds: 572 (1991)
Highest Rebound Average: 42.4 (1990)
Lowest Rebound Average: 33.8 (1984)
Highest Rebound Margin: +7.5 (1987)
Lowest Rebound Margin: -0.6 (1985)

Blocks, Assists, Steals

Most Blocked Shots: 74 (1990)
Most Assists: 354 (1991)
Most Steals: 180 (1987, 1991)

Turnovers and Fouls

Most Turnovers: 358 (1988)
Fewest Turnovers: 257 (1991)
Most Opponent Turnovers: 354 (1985)
Fewest Opponent Turnovers: 242 (1988)
Most Personal Fouls: 325 (1984)
Most Players Fouled Out: 12 (1984)

Games Won and Lost

Most Games Won: 15 (1990, 1991)
Fewest Games Won: 8 (1988)
Most Games Lost: 8 (1988)
Fewest Games Lost: 1 (1990, 1991)
Most Consecutive Games Won: 9 (1990)

TEAM — SWC GAME

Most Points Scored

High Game: 109, vs. Rice (2/28/89)
vs. TCU (2/4/86)

High Half: 63, vs. TCU (2/4/86)
Low Game: 43, vs. Texas Tech (3/8/84)
Low Half: 20, vs. Texas Tech (3/8/84)

Points, Both Teams

High: 200 (99-101), vs. Texas (3/11/89)
Low: 99 (43-56), vs. Texas Tech (3/8/84)

Largest Margins

Win: 61 (105-44), vs. TCU (1/11/83)
Loss: 42 (62-104), vs. Texas (3/7/85)

Points Allowed

Game, High: 104, vs. UT (3/7/85), vs. UT (1/7/89)
Game, Low: 43, vs. BU (1/9/90), vs. Rice (2/18/83)
Half, High: 63, vs. Texas (1/7/89)
Half, Low: 14, vs. TCU (2/16/91); vs. Rice (2/18/83)

Most Double Digit Scorers: 7, vs. TCU (2/4/86)

Most Field Goals Attempted

Game: 80, vs. Baylor (3/2/85)
Half: 41, vs. TCU (2/4/86)

Most Field Goals

Game: 47, vs. Baylor (3/6/91)
Half: 27, vs. TCU (2/4/86)

Best Field Goal Percentage

Game: .633 (31-49), vs. TCU (2/22/84)
Half: .729 (19-24), vs. Texas A&M (2/6/84)

Most Free Throw Attempts

Game: 42, vs. TCU (2/9/85)
Half: 27, vs. Houston (3/5/87)

Most Free Throws

Game: 32, vs. Houston (3/5/87)
Half: 22, vs. Houston (3/5/87)

Best Free Throw Percentage: .878 (29-33), vs. Houston (2/15/86)

Most Three-Point Attempts

Game: 16, vs. TX Tech (3/8/90) vs. UT (3/11/89)
Half: 13, vs. Texas Tech (3/8/90)

Most Three-Point Goals

Game: 7, vs. Texas (3/11/89)
Half: 4, 3 times, most recent, vs. Houston (3/7/91)
Best Three-Point Percentage: .750 (3-4), vs. Rice (2/28/89)

Most Rebounds

Game: 57, vs. TCU (1/10/89)
Half: 32, vs. Rice (1/27/88)

Most Double Digit Rebounders

3, vs. Baylor (2/20/88)

Assists, Steals, Blocks


Most Assists: 30, Baylor (3/6/91)
Most Steals: 26, vs. TCU (1/11/83)
Most Blocked Shots: 10, vs. TCU (1/7/88)

Turnovers and Fouls

Most Turnovers: 32, vs. Texas (3/13/83)
Fewest Turnovers: 8, vs. Texas (3/11/89)
Most Fouls: 32, vs. Texas Tech (3/8/84)
Most Players Fouled Out: 4, vs. TX Tech (3/8/84)

Bettye Fiscus Dickey

University of Arkansas
Hall of Honor Member




The first of the true greats in Lady Razorback history, Bettye Fiscus set the definition by which all other Arkansas women's basketball players are judged.

In a career of firsts, Fiscus received perhaps her final and most unique honor in 1994 when she became the first female athlete inducted into the Arkansas Sports Hall of Honor.

Fiscus was the first player to score over 1,000 points in a career, and broke the school record in only two seasons. She went on to become the only Lady'Back over 2,000 points, and until Razorback all-American and NBA standout Todd Day in the early 1990s, Fiscus was the University's all-time leading scorer.

Also one in a long line of Arkansas prep legends to play for the Lady Razorbacks, she led her hometown of Wynne, Ark., to the AAA state title and was named player of the year by the *Arkansas Democrat*.

Her jersey number -- No. 5 -- was the first to be retired by the University of Arkansas -- male or female -- and hangs in the Lady'Back trophy case, as well as in Barnhill Arena.



Even though her career ended in 1985, she still holds seven Arkansas overall individual records including total points, career scoring average, field goals and free throws and seven class records. When she completed her career, she not only was the all-time leading scorer, but the leader in rebounds as well with 785.

Adding to her career honors, she was inducted into the Arkansas Sports Hall of Fame in 2006. She is married to former Razorback assistant, now Oklahoma State assistant coach, James Dickey.

Records held by Bettye Fiscus

Two decades later, Bettye Fiscus remains Arkansas' all-time scoring leader with 2,073 points, but the original star of the program still holds another seven individual records and seven class records.

Career

Points, career: 2,073
Scoring average, career: 18.5 ppg
Field goals, career: 794
Free throw attempts, career: 622
Free throw attempts, season: 229
Free throws, career: 485
Free throws, season, 183

Class records

Freshman points, season (655) & game (37)
Freshman rebounds, season (282) & game (18)
Freshman scoring average: 18.7
Freshman rebound average: 8.1
Sophomore rebound average (shared): 7.3
She also holds two records for SWC games only, career scoring average and season field goals.



Bettye Fiscus was Arkansas' first all-conference player, earning first-team all-SWC in 1982. She was a three-time all-SWC selection in her career, two-time all-SWC tournament and was selected to the SWC All-Decade Team

It's not all about scoring

While her career rebound mark of 785 did not last more than three years, Bettye remains No. 2 on the career rebound list and the top guard-wing rebounder. Notable



Lady'Backs below Bettye in boards: Kodak All-American Delmonica DeHorney and SEC Player of the year Shameka Christon



BETTYE FISCUS' CAREER STATS

YEAR	GP-GS	FG-FGA	PCT.	3P-3PA	PCT.	FT-FTA	PCT.	REB	RPG	PF-DQ	A	TO	BK	ST	PTS	PPG
81-82	35-35	236-486	.486	n/a	—	183-229	.799	282	8.1	76-2	34	85	11	76	655	18.7
82-83	26-25	181-370	.489	n/a	—	114-151	.755	189	7.3	56-1	42	68	7	57	476	18.3
83-84	23-22	158-296	.534	n/a	—	72-94	.766	137	6.0	45-1	29	49	0	27	388	16.9
84-85	28-28	219-439	.500	n/a	—	116-148	.784	177	6.3	45-0	38	50	1	45	554	19.8
TOTAL	112-110	794-1591	.499	n/a	—	485-622	.780	785	7.0	222-4	143	252	19	205	2073	18.5

Perhaps the most notable aspect of Bettye Fiscus' career -- it came before the advent of the three-point shot.

Bettye Dickey today

Bettye Dickey remains a part of the great history of the Lady Razorback program. She was the first player in University history to have her jersey retired in 1986.

To celebrate the end of the Barnhill Arena era and the opening of Bud Walton Arena, the Women's Athletics Department issued commemorative tickets for the first women's game in the new facility. Each ticket had the image of one of the four career leaders, and a special banquet




was held to celebrate "A Moment in Time." Bettye was joined at the banquet by the Amber Nicholas Shirey (UA's then assist leader) and Shelly Wallace, the only woman to break Bettye's mark for rebounds.



As a part of the 30th anniversary season of Lady Razorback basketball, the University chose Bettye as its Southeastern Conference Great to be honored at the 2006 SEC Women's Basketball Tournament in North Little Rock.

Delmonica DeHorney Hawkins


University of Arkansas
Hall of Honor Member



Delmonica DeHorney Hawkins became the second Lady Razorback basketball player and the fourth overall inductee to the Arkansas Hall of Honor in September 2000. The first Kodak All-American at the University of Arkansas, DeHorney set the standard by which all future post players will be judged. The only player in Southwest Conference history to receive three player of the year honors during her career, DeHorney led Arkansas to its peak of domination of the SWC and onto the national stage as a top 10 team.

DeHorney exhibited her promise her first season at Arkansas, earning SWC Freshman of the Year honors. Her sophomore season was limited due to injuries, but the 6-4 Poteau, Okla., product came back stronger than ever as a junior.

It was during the 1989-90 season that DeHorney and Arkansas became household words in the sports world. Leading Arkansas and the SWC in scoring and field goal



percentage, DeHorney paced the Lady'Backs to the first win over Texas by a conference opponent. The win at Texas broke a 183-game streak and the UT strangle-hold on the conference title. As the SWC co-champions, Arkansas was selected for the NCAA tournament. DeHorney stepped up her game, earning all-NCAA West Regional team honors for her back-to-back 30-point games at the Stanford-hosted tourna-

Records held by Delmonica DeHorney

The post against all others are measured in Arkansas Lady Razorback history, Delmonica was one of the most accurate scorers in school history and the key to Arkansas leading the nation in field goal percentage during the 1990-91 season.

Career

Blocked shots, career: 235
Blocked shots, season: 83
Field goal percentage, career: 60.9%
Field goal percentage, season: 63.2%

Class records

Junior points, season (581) & game (39)
Freshman (7) and senior (6) blocked shots
Junior scoring average: 20.0 ppg
Junior season blocked shots: 83
Senior season blocked shots: 70

She also holds the record for career scoring in SWC games only along with another 10 SWC game records.


Delmonica was the first Lady'Back voted by the WBCA to the Kodak All-America team.



One of a kind

In the storied history of the Southwest Conference, only one woman was voted by the league coaches to a player of the year honor three times in a career. Delmonica DeHorney was the SWC Newcomer of the Year as a freshman in 1988. An injury limited her playing time as a sophomore, but she returned full force as a junior and a senior to lead the league in scoring and earn the 1990 and 1991 SWC Player of the Year award. The first player twice voted first team all-conference, DeHorney was chosen SWC Player of the Week three times and all-tournament once. Her career

was remembered years later as she was the only Lady Razorback voted to the five-player first-team of the SWC All-Decade Team.



One of Delmonica's three blocks that were key to Arkansas' snapping the Texas 183-game win streak in SWC games in 1990. For more on this historic game, turn to page 137.

DELMONICA DeHORNEY'S CAREER STATS

YEAR	GP-GS	FG-FGA	PCT.	3P-3PA	PCT.	FT-FTA	PCT.	REB	RPG	PF-DQ	A	TO	BK	ST	PTS	PPG
87-88	28-22	146-243	.601	0-0	—	117-170	.688	167	6.0	98-9	6	50	54	30	409	14.6
88-89	26-4	75-145	.517	0-0	—	62-88	.705	94	3.6	78-4	14	28	28	4	212	8.2
89-90	29-28	219-349	.628	0-0	—	143-213	.671	203	7.0	97-7	24	57	83	21	581	20.0
90-91	32-32	227-359	.632	0-0	—	129-177	.729	177	5.5	77-2	13	72	70	31	583	18.2
TOTAL	115-86	667-1096	.609	0-0	—	451-648	.696	641	5.6	350-22	57	207	235	86	1785	15.5

ment. Arkansas reached the Elite Eight with DeHorney leading the way.

For her efforts, DeHorney was voted the SWC Player of the Year in 1990 as well as one of the 10 players selected by the WBCA for the Kodak All-America team.

As a senior, DeHorney proved herself again. Repeating as SWC Player of the Year, she led Arkansas to an undisputed SWC crown with a pair of wins over Texas and a 15-1 conference mark. Arkansas added the 1991 SWC Classic trophy to its collection to become the first team besides UT to win the postseason conference tournament. Ranked as high as 8th in the nation, Arkansas received a first-round bye in the 1991 NCAA Tournament, but was upset in the Sweet 16 by Lamar.

Delmonica Hawkins today

Married to Jackson Hawkins and the mother of two, Delmonica lives in Baltimore, Md., and works as a juvenile probation officer.

Immediately after her playing career at

Arkansas, she spent a season in Japan in professional basketball, then a brief time in France.

She returned to Fayetteville for the retirement of her jersey, only the second in school history, before settling with her family in Baltimore.



Amber Nicholas Shirey


University of Arkansas
Hall of Honor Member



While others may have better statistics, arguably no Lady Razorback has had the impact upon the Arkansas women's basketball program as Amber Nicholas Shirey. An all-SWC and academic all-American player in the late 1980s and early 1990s, she is the first former Lady'Back to become a full-time coaching staff member at Arkansas. As a result, she played a critical hand in recruiting and coaching the athletes who replaced her in the record books.

It seems fitting that the player to hold the Arkansas record for assists would have the best winning percentage in her career (over 75%) of any Lady'Back. In the process, her teams won 86 games, two SWC titles and made three NCAA appearances. Thanks in part to her 538 assists, her post players led the SWC in scoring twice.

She ended her career second in steals and one of only two players to rank in the top 10 in points, rebounds, steals and assists. Nicholas can rightly lay claim to a stake in the 86 games won during her four years as she played in all 117 games and started a school-record 87 consecutive games. The 1991 SWC Tournament MVP, Nicholas also was a two-time



Records held by Amber Nicholas

Of all the records that Amber Nicholas set during her career, which included virtually every assist and free throw mark, the two that speak to the essence of her game remain to this day. She is the only starting point guard to take her team to three consecutive NCAA tournaments and the only Arkansas player named MVP of the SWC Classic.

Career

Three-point percentage, career: 41.6%
Three-point percentage, season: 47.7%
Free throw percentage, career: 84.7%
Consecutive games started: 87

Class records

It's somehow fitting that the consummate point guard of her era hold no class records. However, her post players, Delmonica DeHorney (junior season) and Shelly Wallace (senior season) hold the school class records for most points in a game, season and season scoring average.



Amber was the first basketball player named CoSIDA Academic All-American, earning the honor twice.

"Miss Lady'Back"

During the program's 25th anniversary celebration, that's the headline on the newspaper article about Amber Nicholas Shirey.

The label fits as no person has been involved in more games than any other individual in Arkansas history, 117 as a player, 27 as a graduate assistant coach and 436 as an assistant coach. That's a total of 580 games over a span of 19 years.



A Scholar and an Athlete

Recipient of several academic awards, Amber was the first Lady Razorback to earn an NCAA Post-Graduate Scholarship. She also was the NCAA Woman of the Year from the state of Arkansas in 1992.



AMBER NICHOLAS' CAREER STATS

YEAR	GP-GS	FG-FGA	PCT.	3P-3PA	PCT.	FT-FTA	PCT.	REB	RPG	PF-DQ	A	TO	BK	ST	PTS	PPG
88-89	30-3	79-178	.444	18-46	.391	26-31	.839	61	2.0	63-0	99	61	1	29	202	6.7
89-90	30-30	128-292	.438	31-71	.437	46-53	.868	131	4.4	69-4	169	116	3	67	333	11.1
90-91	32-32	152-308	.494	41-86	.477	53-66	.803	118	3.7	56-1	180	96	1	58	398	12.4
91-92	25-25	98-255	.384	31-88	.352	49-56	.875	118	4.7	60-2	89	100	1	66	276	11.0
TOTAL	117-90	457-1033	.442	121-291	.416	174-206	.845	428	3.7	248-7	537	373	5	220	1209	10.3

CoSIDA Academic All-American and NCAA Post-Graduate Scholarship recipient.

Her legacy to the program continued as an assistant coach, working with guards like former SEC three-point accuracy champion Kimberly Wilson, former four-time AP all-American Christy Smith and three-point record holder Wendi Willits. She had the privilege to coach the woman who finished off her assist record, Amy Wright.


Amber Shirey today

Honored by the University with selection to the Hall of Honor in 2002 as the third Lady Razorback basketball player inducted, Shirey was also honored by the Women's Athletics Department as the Lady'Backs' Legend player at the 2003 Southeastern Conference Women's Basketball Tournament hosted in North Little Rock at ALLTEL Arena.

She married Fayetteville High softball coach Jason Shirey in 1999, and the Shireys have a son and daughter.

Tracy Webb Rice

University of Arkansas
Hall of Honor Member



The fourth Lady Razorback basketball player inducted into the Arkansas Sports Hall of Honor, Tracy Webb Rice was the fiery leader of the basketball team during its climb to power in the Southwest Conference era.

Webb's scrappy play resulted in four consecutive 20-win seasons, the Lady'Backs' first NCAA tournament appearance and first major title with the 1987 National Women's Invitational Tournament.

The leader of a recruiting class that put Arkansas on the map, the Batesville, Ark., native stole more than the basketball during her four-year career.

Aside from 293 basketballs, Webb stole the show and the hearts of Lady'Back fans as one of the most popular on-the-court personalities of the mid-1980s. The first true point guard star, Webb finished her career holding almost all the Lady Razorback assist and steal records. She was the first Lady'Back player to



earn "first team" all-Southwest Conference honors, a distinction that began her senior season.

She was also one of the first three Lady'Backs named confer-

Records held by Tracy Webb

One of the first true point guards in Arkansas history, Tracy Webb set the standard by which future "1" players were measured. When she finished her career in 1987, she held almost every guard oriented career mark, including assists, steals and free throw percentage. She still holds these Arkansas marks.

Career

Steals, career: 293
Steals, season: 95
Personal fouls: 323

Class records

Senior season steals: 95
Senior game assists: 11
She also holds the record for career assists and career steals in SWC games, plus the career and season records for best free throw percentage in SWC games.

Tracy was the first "first-team" all-conference player at Arkansas . . .





. . . the same year she became the first MVP of a national tournament.



Making her point

Back in the 1980s, the NCAA tournament was limited to only 32 bids, and as a result many great basketball players never reached the Big Dance. Such was the case for the 1986-87 Lady'Backs and their leader, Tracy Webb. Snubbed by the NCAA committee, Webb and company headed west to Amarillo, Texas, and the National Women's Invitational Tournament on a mission. Not only did Arkansas want to win, the team crushed the opposition by a record-setting margin that stood until the end of the NWIT's existence. That same year, Webb had a profound impact on Arkansas' future as she impressed upon a young recruit, Amber Nicholas, her duty to stay home and take over for her at point guard.



TRACY WEBB'S CAREER STATS

YEAR	GP-GS	FG-FGA	PCT.	3P-3PA	PCT.	FT-FTA	PCT.	REB	RPG	PF-DQ	A	TO	BK	ST	PTS	PPG
83-84	27-5	69-158	.437	n/a	—	75-109	.688	59	2.2	86-4	61	96	4	51	213	7.9
84-85	28-27	127-264	.481	n/a	—	102-142	.718	96	3.4	79-6	104	126	1	68	356	12.7
85-86	30-29	148-353	.419	n/a	—	91-130	.700	117	3.9	87-5	86	98	1	70	327	12.6
86-87	32-30	165-358	.461	1-7	.143	116-145	.800	116	3.6	73-5	173	135	0	95	447	14.0
TOTAL	117-91	509-1133	.449	1-7	.143	384-526	.730	388	3.3	325-20	424	455	6	284	1343	11.5

ence player of the week. Her junior-season team was the first in school history to earn an NCAA berth, losing by a point at Missouri in the opening round, 66-65. Her senior season was exciting as the Lady'Backs missed beating #1-ranked UT by a bucket in Fayetteville (59-56) and at the SWC Tournament (72-70), then was overlooked for a return trip to the NCAA. Fueled to prove they belonged in the NCAA, Webb's team crushed the WNIT field by a 16-point average as she was named the tournament MVP.

Tracy Rice today


After finishing her playing career at Arkansas, Tracy was a graduate assistant coach for the Lady Razorbacks in 1987-88.

She worked for several years as a flight attendant for a major carrier. Married to Paul Rice and the mother of three, Webb lives in Hot Springs, Ark.

Tracy was the University of Arkansas' honored former player at the 2005 Southeastern Conference Women's Basketball Tournament in Greenville, S.C.

Christy Smith Flowers

University of Arkansas
Hall of Honor Member



The fifth Lady Razorback basketball player inducted into the Arkansas Sports Hall of Honor, Christy Smith Flowers lives forever in the memories of women's basketball fans for her heroic leadership of the 1998 NCAA Final Four team.

She became the first Lady'Back to lead the nation in a NCAA statistical category by shooting 89.9% at the free throw line as a freshman. Yet, one of her 15 missed free throws that season cost Arkansas a chance to advance to overtime versus Ole Miss. That loss put Arkansas at 1-3 for SEC games, but Smith would not be denied and led Arkansas on a 6-1 finish to give the Lady'Backs their best SEC finish in school history, 7-4, tied for fourth overall.

As a sophomore, Smith had the best single free throw shooting game in Division I for the 1995-96 season, a 15-of-15 effort to defeat Ohio State in the preseason WNIT. Arkansas roared to a program-best start of 13-1, but the team faltered when Smith tore her ACL at Kentucky midway through conference play. Without Smith, the team accepted a NWIT berth.



Upon her return, Arkansas opened 12-1 including Smith leading the Lady'Backs' first-ever win over Tennessee, but a tough close made Arkansas the bubble team left out of the NCAA Tournament.

In her final season, Smith rallied Arkansas again into a NCAA bid, but with a ninth seed

Records held by Christy Smith

The highest scoring point guard in Arkansas history, Smith was one of the most accurate free throw shooters in the nation during her career. In fact, she led Division I in 1994-95 for the season and had the single best game in all of Division I in 1995-96.

Career

Three-point pct., half: 100% (5-of-5)
Free throw percentage, season: 89.9%
Free throw pct., game: 100% (16-of-16)
Free throw pct., half: 100% (12-of-12)

Class records

Freshman steals, season: 89

In addition to these records, Smith holds another 14 records for SEC games only including career free throws, career free throw percentage and career consecutive SEC starts -- 43. In fact, she is the only Lady'Back to start every SEC game of her career that she was able to play.

AP Associated Press

Along with her all-SEC honors, Christy was a member of the inaugural AP Women's All-America Team in 1995. She was a four-time honorable mention AP All-American, a feat made more notable by her season ending knee injury in 1996.

The Iron Woman

A point guard's point guard, Christy Smith exemplified the toughness and leadership expected on the court from her first days at Arkansas. Her impact at Arkansas was immediate, and she was recognized for that as the SEC Freshman of the Year in 1995. But Smith accomplished something that no player in SEC history before or since has approached -- playing every minute of every SEC game -- an astounding 445 consecutive minutes played. In addition, she played every minute of her first SEC Women's Basketball Tournament to give her a total 485 for the season and an incredible 40.5 minutes played per SEC game. She carried the streak into the following season before subbing out to end the run at 575 minutes. It proved to not be a fluke as she also holds the UA record for minutes played in a SEC season with 535, breaking her own record thanks to the increase to 14 regular-season games for league play.



Perhaps the most famous picture in Lady'Back history: Christy Smith falls to her knees at center court of the Oakland Coliseum after dribbling out the final seconds of Arkansas' win over Duke to advance to the Final Four. To learn more about this historic game, please turn to page 137.

CHRISTY SMITH'S CAREER STATS

YEAR	GP-GS	FG-FGA	PCT.	3P-3PA	PCT.	FT-FTA	PCT.	REB	RPG	PF-DQ	A	TO	BK	ST	PTS	PPG
94-95	30/30	117/307	.381	40/113	.354	134/149	.899	76	2.5	60/1	133	134	2	89	408	13.6
95-96	22/22	111/276	.402	31/102	.304	110/138	.797	73	3.3	47/0	97	88	1	44	363	16.5
96-97	28/27	100/273	.366	45/134	.336	98/121	.810	68	2.4	57/0	131	82	1	52	343	12.3
97-98	31/31	93/255	.365	40/116	.345	119/143	.832	77	2.5	67/0	146	89	2	54	345	11.1
TOTAL	111/110	421/1111	.379	156/465	.336	461/551	.837	294	2.7	231/1	507	393	6	239	1459	13.1

and the unenviable assignment to the Stanford-hosted subregional it appeared Smith would end her career short of her dream. But two flawless games from the West Lafayette, Ind., guard -- zero turnovers -- put Arkansas into the West Regional at Oakland. Defeating Kansas in the Sweet 16, and struggling from behind against eight-ranked Duke, Smith fulfilled her destiny appropriately at the free throw line. In the waning seconds, Duke fouled Smith twice and she calmly sank all four to send Arkansas to the Final Four in Kansas City. It remains to this day the only time an unranked team reached the Final Four.

Smith closed her career second all-time in assists and fifth in scoring. Only 31 assists shy of her coach Amber Nicholas' record, she certainly would have closed No. 1 in assists without her knee injury. She remains the highest scoring point guard in school history.

Christy Flowers today


Following her trip to the Final Four, Smith was a second round draft pick of the Charlotte Sting, and as the starting point guard for the franchise led the Sting to the WNBA Playoffs. Injuries limited her playing time the following season and eventually ended her professional career.

Smith was the fifth Lady Razorback basketball player selected by the A-Club membership for inclusion in the Arkansas Hall of Honor. She was inducted in 2005.

She is married to former Razorback defensive back Jeremy Flowers. The Flowers have two children, and live in the metro Dallas area.


Welcome to Arkansas

THE FUTURE PLANNERS COACHES OPPONENTS RECORDS HISTORY ARKANSAS



Fulbright Peace Fountain

Few have promoted education as the late Senator J. William Fulbright; few have understood that it is the key to peace as well as prosperity. To achieve his twin goals of promoting international understanding and academic endeavor, Sen. Fulbright authored legislation to create the Fulbright Exchange Program. The world's largest and most prestigious educational exchange program, it has literally changed the world. In honor of the man and his mission, the Fulbright College of Arts and Sciences created the Fulbright Peace Fountain. Designed by noted architect E. Fay Jones, the 41-foot-tall bronze tower stands outside Old Main as a lasting remembrance of the former senator and UA chancellor. Nestled into the alcove formed by Old Main stands a bronze statue of Fulbright looking toward the fountain. President Bill Clinton (right) presided at the dedication.





The Un iv

Old Main

The original building of Arkansas' campus, Old Main symbolizes the strong connection to the past and the focus upon the future which come together in the present at the University of Arkansas. Completed in 1876, Old Main stood the test of time until the mid-1980s when age and modern building codes threatened to send it to the wrecking ball as it did its sister building at the University of Illinois. A major fund-raising campaign by alumni totally renovated Old Main. Reopening in 1992, the building maintains the feel of a Victorian-era building with high ceilings and elaborate wooden trim. Just below the surface of the period hardwood floors, Old Main is hard-wired to the internet and built to last well into its second century.

Some 130 years after it began, Old Main was finished in 2006. One of the gifts during the Campaign for the 21st Century specified the installation of a clock, originally planned for the blank faces of the south tower. The new clock was dedicated in the spring of 2006, coinciding with the end of the \$1 billion fund raising campaign.

As mentioned, Old Main shared plans with its counterpart at the Illinois-Champaign campus. The difference was the north tower of Arkansas' Old Main is taller than the south tower. Legend says this was symbolic of the Civil War as the lead engineer was a northern veteran.

n iversity of Arkansas

**A nationally competitive, student-centered
research university serving Arkansas and the world.**

A billion dollars changes everything.

The Campaign for the Twenty-First Century raised just over \$1 billion for the University of Arkansas' endowment funds.

New buildings, new endowed chairs, new programs, even a new college.

As the university sees the dawn of a new century, the face of the campus changes with the investment made by thousands of individuals who see a bright future for Arkansas.

The heart and soul, however, remain the same, untouched like the charming facade of the university's original building, Old Main. The exterior received a cleanup in 2006, and a long-ago promise of a clock is fulfilled. Beneath the new brick and facing, the building remains unchanged, a testament to the core stability of the state of Arkansas' flagship institution since 1871.

In the past, the national championships most associated with the University of Arkansas involved athletics. In the last few years, Arkansas became a national leader, but this time against a field of America's most prestigious universities.

In June 2005, the University completed the Campaign for the Twenty-First Century resulting in one of the largest endowments for a public university -- \$1 billion. It included the largest single gift to a U.S. public university in the history of American philanthropy with a \$300 million gift from the Walton Family Charitable Trust. Primary among the programs created by the Walton gift was the designation of \$200 million toward the establishment of the Honors College.

One of the benchmarks to college education is the annual *US News and World Report* "Best Colleges" issue. The 2005 edition moved the University of Arkansas into its top level of the leading institutions of higher learning in the United States. The peer review and data-driven survey had Arkansas at 120th overall, putting the University into the top tier for the first time in school history.

In addition, the Sam M. Walton College of Business ranked 24th place among

the nation's top public undergraduate business schools, according to the 2006 *US News*. Adding to the good news, the College of Engineering was ranked for the first time.

Arkansas enjoyed record enrollment the past several Fall semesters. Arkansas edged even closer to the 18,000 mark with a record attendance of 17,938 students in classes for the Fall 2006 semester.

Since the turn of the 21st Century, Arkansas has brought home more than its share of the nation's most prestigious undergraduate awards. In fact, the University of Arkansas was the only public or private institution in the country to have Rhodes, Marshall, Goldwater, Udall, NSF and James Madison recipients in the same year in 2001-02, and continues each year to add to the overall total of the highly competitive post-graduate awards.

We Prepare Students to Succeed

At the University of Arkansas, we strive for excellence in everything we do, and we achieve it with nationally ranked academic programs as well as with our athletic teams.

Here, successful students will join with other graduates succeeding as major media executives, scientists, engineers, teachers, writers and Olympians.

Walk through campus on Senior Walk. It features the names of all our graduates - more than 115,000 of them. You will immediately feel connected to the pride, quality and tradition that go with an Arkansas degree.

World-class faculty

At Arkansas, excellence begins in the classrooms and laboratories. Faculty members value research and the creation of knowledge, knowing that investigating the unknown translates into first-rate teaching. They publish nearly 100 books each year, participate in conferences around the world, file patents for their innovative projects and win prestigious honors and awards.

World-class facilities

Over \$600 million in construction projects have reached completion, are beginning construction or are on the books at the University of Arkansas in the past decade. Our complexes range from



The link to the past

that lives on today

Senior Walk

The University of Arkansas is proud to be the last university in the nation maintaining what once was a common tradition of etching its graduates' names into the campus sidewalks. The 100,000th graduate's name went down in cement during the 1990s. As UA enters the 21st Century, Senior Walk stretches over five miles of campus sidewalks. The story of Senior Walk is a perfect example of how the University of Arkansas brings its commitment to the past together with innovations for the future. When the costs involved in hand-etching names into concrete forced numerous other universities to give up, the University of Arkansas turned to its physical plant and engineering school grads to create a one-of-a-kind computerized sandblasting machine -- the SandHog. Each summer, the SandHog roars across the front lawn of Old Main, etching the names of graduates into sidewalks.

splendidly equipped anthropology labs to high-tech robotics, semiconductor and laser facilities.

Broad range of degrees

At Arkansas, students can major in one of over 120 undergraduate disciplines, many of which prepare them for entry into graduate studies ranging from law to medicine.

Seven Colleges, One University

The University has seven colleges to provide a wide range of majors:

Fine arts in some of the most modern facilities in the region at the Walton Arts Center to the famous Edward Durrell Stone Fine Arts Center.

Humanities programs from communications and history to philosophy, English and foreign languages taught by nationally acclaimed faculty.

Science programs engaging in research projects from experimenting with squeezed light to improve the accuracy of atomic clocks to computer algorithms that may someday create a genetic map of every person.

Whether students choose history or chemical engineering, the University of Arkansas has the programs, the faculty and the facilities to prepare them for the careers they want in the future.

Devon Burger

Soccer
Class of 2007
Biology
Two-Time SEC Honor Roll
Six-Time UA
Women's Athletics
Honor Roll




Emily Peacock

Gymnastics
Class of 2008
Journalism
Three-Time NACGC
Academic All-Scholar
School Record Holder on
Uneven Bars



Brittney Vaughn

Basketball
Class of 2008
Journalism
2006 ESPN Academic
All-America Nominee
Hosted show on campus
radio station, KXUA



Fulbright College of Arts & Sciences

The J. William Fulbright College of Arts and Sciences, named after former University President and U.S. Senator J. William Fulbright, offers degrees in the liberal arts, which span everything from ancient Egyptian dynasties to the latest discoveries in nanotechnology. It was Fulbright College students who uncovered the world's largest nautiloid fossil, an eight-foot specimen that lived 325 million years ago, in a culvert near Fayetteville.

Our graduates are known throughout the world. We can thank alumnus Robert Maurer for the revolution in communications made possible by his invention of fiber optic cable.

The College consists of 19 departments in the arts, sciences, humanities, and social sciences. Our flourishing honors program is built on the continuing success of our students. They regularly win competitive national awards, such as Marshall Scholarships, Barry Goldwater Scholarships, and NSF Fellowships. The College offers the premier Sturgis Fellowship for undergraduates.

Highly rated programs include physics, creative writing and translation, history, and chemistry. Students work alongside accomplished faculty in several research centers as varied as spatial technologies, space and planetary

sciences, and Middle Eastern and Islamic Studies, and protein structure and function.

The College mission is taken from the writings of Fulbright: "the highest function of higher education is the teaching of things in perspective, toward the purposes of enriching the life of the individual, cultivating the free and inquiring mind, and advancing the effort to bring reason, justice, and humanity into the relations of men and nations."



GOT A GAME?

Lady Razorbacks

Combining athletics, academics and community leadership, the Lady Razorbacks featured in the University section certainly do.

Sam M. Walton College of Business

The Sam M. Walton College of Business is ranked among the top 25 public university business schools in the United States. Named in appreciation of the Walton Family Charitable Support Foundation's generous gift of \$50 million in 1998, the Walton College is positioned to become one of the premier business schools in the nation.

The Walton gift joins the \$7.8 million from the Donald W. Reynolds Foundation for a conference and research center built in 1999, and the \$8 million received in 2003 from the Willard and Pat Walker Charitable Foundation for the Willard J. Walker Hall, the new state-of-the-art business building, which opened in summer 2007.

Established in 1926, the Walton College has been accredited by the AACSB International since 1931. The college has six departments: accounting, economics, finance, information systems, management, and marketing and logistics, and offers five master's programs, including the MBA, and two Ph.D. programs. In the fall of 2003, the Walton College introduced an innovative new business curriculum that integrates the business disciplines and better prepares its student for jobs. By connecting accounting, economics, finance, information systems, marketing and logistics, and management, students see the big picture instead of silos. The college seeks to provide each student with experiences in and out of the classroom that simulate actual business so they are prepared for real-world opportunities.

The Walton College has a three-fold mission: teaching -- educate a diverse population of students in bachelor's, master's, and doctoral programs to be tomorrow's business, community, and academic leaders; research -- discover and disseminate knowledge through research to support excellence and innovation in organizations; and service -- share business expertise in support of the state, the professions, and the academic community.

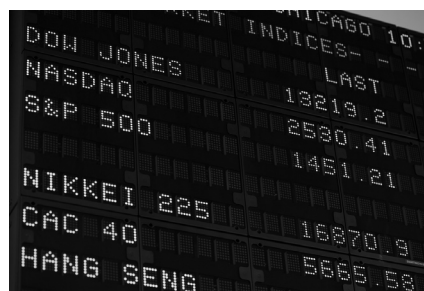
Tiffany Woolley

Softball -- BA, 2002, Accounting
2002 SEC/Boyd McWhorter Scholar-Athlete
2002 Walton College Outstanding Graduate in Accountancy
CoSIDA Academic All-American



Stacy Lewis

Golf
Class of 2008
Accounting & Finance
2007 NCAA Champion
Three-time NGCA
All-American
ESPN The Magazine
First-team
Academic All-American



The Global Financial Markets Trading Center in Walker Hall houses the Rebsamen Trust Portfolio Management, Shollmier MBA Fund, and Arvest Bank Group Fixed Income classes. The new facility gives students and faculty access to real-time global financial market information that rivals what is found in Wall Street firms.



Areas of Study

Undergraduate Degrees:

- Bachelor of Science in Business Administration
- Bachelor of Science in International Business

Graduate Studies:

- Master of Accountancy
- Master of Business Administration
- Master of Arts in Economics
- Master of Information Systems
- Doctor of Philosophy in Business Administration
- Doctor of Philosophy in Economics

Honors College

One of the major benefits of the \$300 million Walton gift was the dedication of \$200 million for the Honors College to fund undergraduate UA Honors College fellowships (\$50,000 for four years), to establish special study abroad and undergraduate research opportunities, and to support outstanding faculty in their research and honors teaching efforts.

The UA Honors College serves all undergraduate majors. Honors students enjoy small classes, priority registration, special housing, increased interaction with faculty, and enhanced opportunities for hands-on research.

Within the College, the Scholarship Office and the Office of Post-Graduate Fellowships provide additional services. Promising high school seniors are assisted with their applications for the many available Sturgis, Bodenhamer, Boyer, and UA Honors College fellowships as well as Chancellor's and University scholarships.


Laura Jakosky

Bodenhamer Scholar,
Class of 2001

BA, 2005, Business Marketing
Cross Country/Track
2005 Walton College of
Business Outstanding Senior
Graduate Award

ESPN The Magazine Academic
All-American





The College of Engineering

You're competitive. You like a challenge. And you like being part of a team. Sounds like you're a perfect fit with the College of Engineering at the University of Arkansas.

Why choose engineering? It's a broad, flexible field full of diverse options. You might choose to work in a corporation, pursue entrepreneurial research or apply your engineering background to a career in law, medicine or business. Whichever career you choose, your engineering degree will train you to analyze situations and solve problems. You'll also be highly employable, with starting salaries for engineers averaging between \$40,000 and \$50,000.

Why choose the College of Engineering at the University of Arkansas? We're the only comprehensive engineering program in the state that offers undergraduate, graduate and doctoral degrees in seven different disciplines. We're also ABET-accredited, which means that your degree is recognized and respected by industry and academia.

Our low student-to-faculty ratio (16 to 1) results in plenty of one-on-one coaching opportunities. Even as an undergrad, you'll work elbow to elbow with nationally and internationally recognized faculty and researchers. And Women in Engineering, our thriving mentoring program designed specifically for female engineering students, will help you develop lasting relationships and friendships.

Sarah Pfeifer

Basketball
BS, Industrial Engineering, 2007
2005 & 2007 SEC Women's
Basketball Scholar-Athlete
of the Year
Graduate Student in Sports
Management her final two
seasons at Arkansas



Bell Engineering Center

Areas of Study:

- Biological engineering
- Chemical engineering
- Civil engineering
- Computer engineering
- Computer science
- Electrical engineering
- Industrial engineering
- Mechanical engineering

Multidisciplinary

initiatives in:

- Homeland security
- Microelectronics and photonics
- Nanoscience & nanotechnology
- Biomedical engineering
- Environmental engineering

College of Education & Health Professions



The College of Education and Health Professions prepares the professionals who touch people's lives every day – teachers, coaches, nurses, speech pathologists, counselors, school administrators and health science, exercise and recreation specialists. Students are involved in the community, such as when nursing majors teach elementary children about health care.

Students enjoy hands-on learning in partnerships with local school districts and through research with faculty members. Research includes examining school reform questions, studying treatment methods to reduce hospital stays for chronic diseases and learning about language acquisition by children.



Jessica Field

Volleyball
BA, Sociology, 1999
1998 SEC/Boyd McWhorter
Scholar-Athlete of the Year
AVCA All-American
CoSIDA Academic All-America




Julie Williford

Soccer -- All-time leading scorer
BSE, 2005, Elementary Education
2004 ESPN Academic All-American
MAT program, Class of 2006



Areas of Study

- Health Sciences
- Recreation
- Communication Disorders
- Elementary, Middle-level and Secondary Education
- Vocational Education
- Graduate programs in Counselor Education, Educational Administration, Educational Technology, Higher Education and Rehabilitation
- Kinesiology
- Nursing
- Adult Education



Dale Bumpers College of Agricultural, Food & Life Sciences

Dale Bumpers College of Agricultural, Food and Life Sciences offers majors for students interested in plants or animals, the natural environment or the human environment.

It includes the School of Human Environmental Sciences, with popular majors such as Apparel Studies; Foods, Nutrition and Hospitality; and Interior Design.

Equine courses attract students from many different majors. A Pre-Vet option is offered in both Poultry Science and Animal Science.

Bumpers College has majors for students who want to solve environmental problems as well as those preparing for the great variety of careers in the agricultural and food industries.

An Honors Program and Global Studies Program provide opportunities for students to spread their wings.


Students come first in Bumpers College.

Areas of Study

- Agricultural Business
- Agricultural Education, Communication and Technology
- Animal Science
- Biological Engineering
- Cell and Molecular Biology (M.S. and Ph.D.)
- Crop Management
- Environmental, Soil, and Water Science
- Food, Human Nutrition and Hospitality
- Food Science
- General Human Environmental Science
- Horticulture
- Human Development, Family Sciences and Rural Sociology
- Interior Design
- Pre-Veterinary Medicine
- Turf and Landscape Horticulture
- Poultry Science
- Apparel Studies

Shiloh Whiting

Track & Field -- BSA, 2005, Animal Science
2002 USAT&F Junior Steeplechase Champion
2005 NCAA Woman of the Year nominee
for state of Arkansas
ESPN Academic All-American
Veterinary School



Zsuzsa Csobanki

Swimming -- Class of 2006
2004 Athens Olympic Games
Academic All-American
BA, Interior Design

School of Architecture

With the only accredited programs in architecture and landscape architecture in the state, the School of Architecture combines the traditional models of professional studio design education with innovative teaching in history and theory, technology and urban design.

In addition to training students for professional practice in architecture and landscape architecture, the school's programs also prepare individuals for careers ranging from city planning to historic preservation. International study programs in Rome and Mexico City allow our students to experience diverse cultures first hand.

Located in historic Vol Walker Hall and Memorial Hall, the School of Architecture was home to the late Fay Jones, recipient of the prestigious AIA Gold Medal and many other honors. Among his most famous works are Thorncrown Chapel in Eureka Springs and Cooper Chapel in Bella Vista. Today, students may gain hands-on planning experience at the school's award-winning community design center. Garvan Woodland Gardens, the school's botanical garden in Hot Springs, serves as a living laboratory for the school's landscape architecture department.



Areas of Study

- Bachelor of Architecture
- Bachelor of Landscape Architecture
- Bachelor of Science in Architectural Studies
- Bachelor of Science in Landscape Architectural Studies



School of Law

With a proud past including admission of Silas Hunt, one of the first African-Americans to attend a major Southern university law school, and previous instructors including former President Bill Clinton, the UA School of Law admits one class each fall for the J.D. program.

Among the recent graduates is one of the Lady'Backs' greatest volleyball athletes, Tina Rico Smith. A 1998 psychology graduate, Smith completed her JD degree in 2002. Returning to her native Las Vegas, she has served as a clerk for the Honorable James C. Mahan in the U.S. District Court for the District of Nevada.


Dana McQuillin

Gymnastics
Class of 2007
First Gym'Back at the
NCAA Championships
McWhorter Finalist & NCAA
Woman of the Year nominee
Academic All-American
Interior Design



Tina Rico

Volleyball
BA, 1998, psychology
JD, 2002
U.S. District Court
Clerk, 2002-04





Fayetteville's famous Dickson Street is much more than a college hangout, adding upscale condominiums and specialty retail to its long-standing reputation as the center of entertainment and dining. From hosting major national events like Bikes, Blues and BBQ or serving as the final resting place for the goal posts after Razorback football upsets, one thing remains constant -- Dickson is the heart of what's happening.

Fayetteville

Fayetteville has something for everyone. The over 60,000 residents of Fayetteville and the more than 17,000 students at the University of Arkansas have found this Northwest Arkansas city in the Ozark Mountains to be a special place to live and work as do the thousands of tourists who visit each year.

Washington County, with a population close to 200,000 including Fayetteville, is just one part of the fastest growing section of the state. It is the diversity and what the residents call the "quality of life" in Fayetteville and the surrounding Northwest Arkansas area that make the area so popular. Considered one of the fastest growing regions in America, Northwest Arkansas has a population closing on half a million residents.

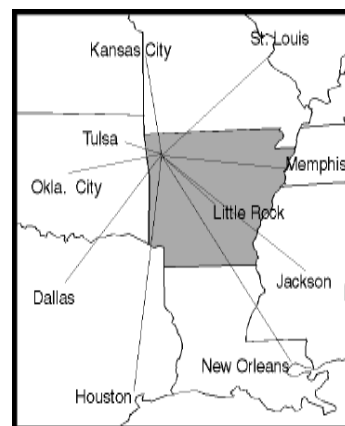
One of America's largest motorcycle events, Bikes, Blues and BBQ brings hundreds of thousands to Dickson Street each fall to celebrate three classic American traditions, including the master of American blues guitar, B.B. King.



Fayetteville constantly ranks high in the national surveys of great places to live ranging from "Top 10 Towns to Raise a Family" to Money magazine's 300 best cities to USA TODAY's Top 10 Fastest-Growing Areas to Rand McNally's Places Rated Almanac.

The breathtaking scenery around Fayetteville, from Mount Sequoyah near downtown to Beaver Lake just minutes away, sets the tone. The lakes and streams offer great places for outdoor events during the summer months. The beautiful foliage in the fall brings thousands of visitors each season to the All Seasons Trail. The surrounding mountain ranges allow opportunities for all ages with major state and national park areas, including the famous Ozark Highlands Trail.

Fayetteville has a potpourri of activities during every month of the year. The seasonal festivals -- SpringFest, Bikes, Blues & BBQ and Lights of the Ozarks -- bring large crowds to Fayetteville each year.



Fayetteville is just minutes from...

Located in the Northwest corner of Arkansas, Fayetteville is just a short drive away from several of the area's finest attractions. Fayetteville is a 20-minute drive from several points on Beaver Lake with more than 500 miles of shoreline for boating, water-skiing, fishing, swimming and camping. Devil's Den, a unique state park, offers camping, cabins, hiking and fishing in the Boston Mountains.

And if it's big-city excitement you want, Dallas is just six hours away, with Kansas City a three-hour drive, Oklahoma City just 3 1/2 hours, Memphis five hours and St. Louis six hours. Other metropolitan areas like Chicago or Nashville are within a day's drive.




Campus Life at Arkansas

It could be a quiet day at the famous Fayetteville downtown Farmer's Market (left) or the unparalleled excitement of a sell-out crowd for Razorback football games at Reynolds Razorback Stadium. Home of the Pig Screen



TV -- your chance as students to be on one of the largest Smartvision video scoreboards in the world, Reynolds Razorback holds 75,000 for Fayetteville games. Whether it's the crowd (right), tailgating in The Gardens or ESPN GameDay, there's something special about football games in Fayetteville.




And, some pretty famous former UA law professors also visit campus



From Robert Redford (left above) to James Earl Jones (left below), the University of Arkansas hosted numerous famous speakers in recent years. Ranging from political satirist Al Franken to former Israeli prime minister Ehud Barak, Women's Athletics Department's Barnhill Arena is the site of the majority of the University Programs events on campus.



The recent concerts at Barnhill Arena included John Mayer's (right) sold-out performance and an energetic packed house for The Roots (above and left).



You Can Get There from Here

Fayetteville is direct from coast-to-coast; one stop to the world

A former coach at Arkansas once joked that Fayetteville wasn't at the end of the world, but you can see it from here.

Well, that thinking is so 20th Century. The days of small planes and multiple connections are long over at Arkansas.

Opening in 1998 with the landing of Air Force One's 747, Northwest Arkansas Regional Airport is one of America's newest major airports. With its 8,800-foot main runway complete with a Category I instrument landing system, NW Arkansas Regional is served by six major airlines -- American, Continental, Delta, Northwest, United and U.S. Air.

Known by its airport code as XNA, NW Arkansas Regional gives the University of Arkansas one of the best hometown airports in the Southeastern Conference with non-stop service to every US time zone.

With three more non-stop flights added in 2007 -- Washington, DC, Miami and Raleigh -- XNA has direct jet service to the four largest cities in the nation -- New York, Los Angeles, Chicago and Houston. In addition, there is direct service to major metropolitan areas including Atlanta, Charlotte, Cincinnati, Dallas, Denver, Detroit, Memphis, Minneapolis, Newark, Orlando, St. Louis and Salt Lake City.

Over a million passengers traveling through XNA last year, and the constant expansion at XNA has resulted in a doubling of gates and a tripling of flights and seats since the airport opened. Combined with its direct flights to virtually every major city or airline hub in the United States, almost every destination in America -- and many world-wide -- is just one connection away from Fayetteville.

Dr. John A. White, Chancellor

A native Arkansan and University of Arkansas graduate, Dr. John A. White said he returned to his alma mater to do all he could to "make a difference" for the state which had done so much for him and his family. After a decade at the helm of the state's flagship institution, White has changed Arkansas forever.

With an ambitious agenda from the moment he was named chancellor, White's main goal is to realize the university's vision of becoming the nationally competitive, student-centered research university Arkansas needs and deserves in the 21st century. In reaching that goal he seeks to enhance the university's academic reputation nationally and ensure that the university is the economic and cultural engine for the state of Arkansas.

Few goals could have been more ambitious than setting a billion-dollar fund raising campaign goal; a level of support achieved by fewer than 15 public universities in America. In a testament to his leadership, more than \$1 billion dollars were raised in the Campaign for the Twenty-First Century, including the largest single gift to a public university in the history of American philanthropy: the \$300 million gift from the Walton Family Charitable Support Foundation.

In recognition of this achievement, the university's Alumni Association made a special exemption to its rules to name White as the recipient of the 2006 Distinguished Alumnus Award at the close of the Campaign for the Twenty-First Century.

A man whose leadership is sought by many, he recently has received several important appointments in the area of collegiate athletics to add to his already impressive resume. He is the presiding chair of the Northwest Arkansas Council and a member of the Northwest Arkansas Regional Airport Authority. White has served on both the NCAA Executive Committee and the NCAA Division I Board of Directors as well as a term as the president of the Southeastern Conference.

Upon his appointment as chancellor, White moved immediately to draw the best students from the state and beyond. To build a foundation for the future at Arkansas, White increased the number of students who received Chancellor's Scholarships. Resulting in a 12-fold increase in the number of new freshmen who were Chancellor's Scholars in the fall of 1998, the impact of that first class is just beginning with their graduation in 2002.


White has yet to rest. His priorities include increasing the instruction of Arkansas' students through information technology and an environment that is diverse and international in outlook; moving the university from the equivalent of the old Carnegie Foundation definitions of a Research II university to Research I status; increasing the diversity of the university's faculty, staff, and student body; increasing private gift support; and increasing state and federal support. He also is striving to increase enrollment to a 22,000-person student body that is competitive with those at the best publicly supported universities in the nation.

An advocate for improving his home state, he serves on the board of directors for the Arkansas Science and Technology Authority. White completed a second six-year term on the National Science Board last year, and has served as the chair of the Council of Presidents of the Southeastern Universities Research Association and as president of the Malcolm Baldrige National Quality Award Foundation.

White served previously as president of the Institute of Industrial Engineers, chairman of the American Association of Engineering Societies, and president of the National Consortium for Graduate Degrees for Minorities in Engineering and Science.

Prior to returning to Arkansas, White was dean of engineering at the Georgia Institute of Technology where he served on the faculty for 22 years. His career in higher education and in management and engineering consulting has carried him into the national ranks, including service as assistant director for engineering at the National Science Foundation in Washington, D.C., from 1988 to 1991.

Among his numerous awards, White was honored in June 2006 with the inaugural John L. Imhoff Award from the American Society for Engineering Education, an honor made personally significant as the late Imhoff recruited White to the industrial engineering field in 1958 and was a mentor to White until Imhoff's death.



White was named the 2005 Northwest Arkansas Humanitarian of the Year by the National Coalition for Community and Justice and the 2005 Regent's Medallion of Merit from Sigma Nu Fraternity. During his academic career, he also received the Donald E. Marlowe Award for Distinguished Education Administration of the American Society for Engineering Education, the Frank and Lillian Gilbreth Industrial Engineering Award of the Institute of Industrial Engineers, the Rodney D. Chipp Memorial Award of the Society of Women Engineers, the Distinguished Service Award of the National Science Foundation and the National Science Foundation Engineer of the Year award.

White earned a bachelor's degree in industrial engineering at Arkansas in 1962, a master's at Virginia Tech, and a doctorate at Ohio State. He also holds honorary doctorates from Katholieke Universiteit of Leuven, Belgium, and George Washington University.

White is married to Mary Elizabeth Quarles White and they have a daughter, a son, three granddaughters and a grandson.

Howard Brill, Faculty Athletics Representative

In his 13th year as the university's faculty representative for athletics is Howard W. Brill. A law professor at Arkansas since 1975, Brill served as the interim dean of the UA Law School in Fall 2005. He previously served as a member of the Faculty Athletics Committee from 1991-94 and was on a special committee to prepare the SEC's Gender Equity Policy in the spring of 1994. He chaired Arkansas' NCAA Self-Study committee, finishing in 1998.

Brill is a 1965 graduate of Duke and earned his law degree at Florida in 1970. He received

his master's of law degree at Illinois in 1979. A widely published author, Brill has written two books and numerous law review articles and has received several awards honoring his teaching. He is licensed to practice law in Arkansas, Florida and Illinois and is a member of the Arkansas Bar and the state Judicial Ethics Advisory Committee. He was recently selected the first Vincent Foster Professor of Legal Ethics and Professional Responsibility. He is a past member of the Governor's Code of Ethics Commission and the Arkansas Improvement District

Commission of the state General Assembly.

Active in community service, Brill has served as chairman of the City of Fayetteville's Civil Service Commission, has coached youth soccer and basketball and is a Sunday School teacher. He and his wife Katherine have three children, Christian, Elizabeth and Andrew.



What it means to be a Lady Razorback

Academics

Support for every Lady Razorback that leads to almost four out of five on the Spring 2007 Academic Excellence Honor Roll with semester grades above a 3.00

Lewis was ESPN The Magazine First-Team Academic All-America

Leadership

The UA Women's Athletics Department prides itself on its athletes becoming role models.

Lewis is a two-time team captain for the Lady'Back golf team

Athletics

In the past five years, 10 of 11 Lady'Back programs were in the NCAA post season

Lewis was the 2007 NCAA Division I Women's Golf National Champion

Community

Lady Razorback student-athletes have given thousands of hours in volunteer projects

Lewis was a member of the SEC Women's Golf Community Service Team in 2007

Support

Training facilities that are second to none and a staff filled with nationally-respected coaches.

During their careers, almost every Lady'Back coach was a conference or national coach of the year

Are you ready to

BRING YOUR A GAME?


THE FUTURE PLAYS COACHES OPPONENTS RECORDS HISTORY ARKANSAS

Rene Cook
Gymnastics Co-Head Coach



Barnhill Arena for Gymnastics

Mark Cook
Gymnastics Co-Head Coach




*The Randal Tyson Indoor Track Complex
Current Home of the NCAA Championships*

Lance Harter
Cross Country and Track & Field
*The finest combination of cross country
and track & field facilities in America*



*John McDonnell Field
Home of the 2009 NCAA Outdoor Championship*

Tom Collen
Basketball
The showcase of the SEC
Bud Walton Arena



Arkansas Women's At


Where the number one priority is the female student-athlete

With the twin goals of academic and athletic excellence, the Women's Athletics Department continues to build, quite literally, upon its past record of achievements toward a bright future for female student-athletes. A separate women's athletics department is only one part of the commitment at the University of Arkansas.

This forward-looking arrangement allows the staff and coaches of the Arkansas Women's Athletics Department to address the unique needs of administration, promotion and organization of modern collegiate women's sports.

Examples of the University's commitment to women in sport are its funding and sponsorships. Arkansas sponsors 11 varsity sports for women: basketball, cross


Michael Hegarty
Tennis
*The Expanded UA Tennis Center
Under Construction*



SOUTH EAST



Jeff Poppell
Swimming & Diving
Arkansas Natatorium



Jamie Pinkerton
Softball
New Lady'Back Yard
Under Construction

Women's Athletics

female student-athletes



country, golf, gymnastics, UNIVERSITY OF ARKANSAS soccer, indoor track, swim-
ming and diving, outdoor track, tennis, softball and volleyball. Each one is fully funded to compete at the national level.

But the most obvious example of the commitment are the facilities -- considered second to none for women's college athletics. Many are devoted exclusively to women's teams, starting with the Bev Lewis Center for Women's Athletics.

In competition, Arkansas' broad-based program has the distinction of 10 of the 11 current varsity teams earning a national top 25 ranking at some point in the each team's history, and 10 of 11 having reached the NCAA Championships during the past five seasons.



Shauna Estes
Golf
Smith Family
Training Center
at Blessings



Gordon Henderson
Soccer
Lady'Back Field

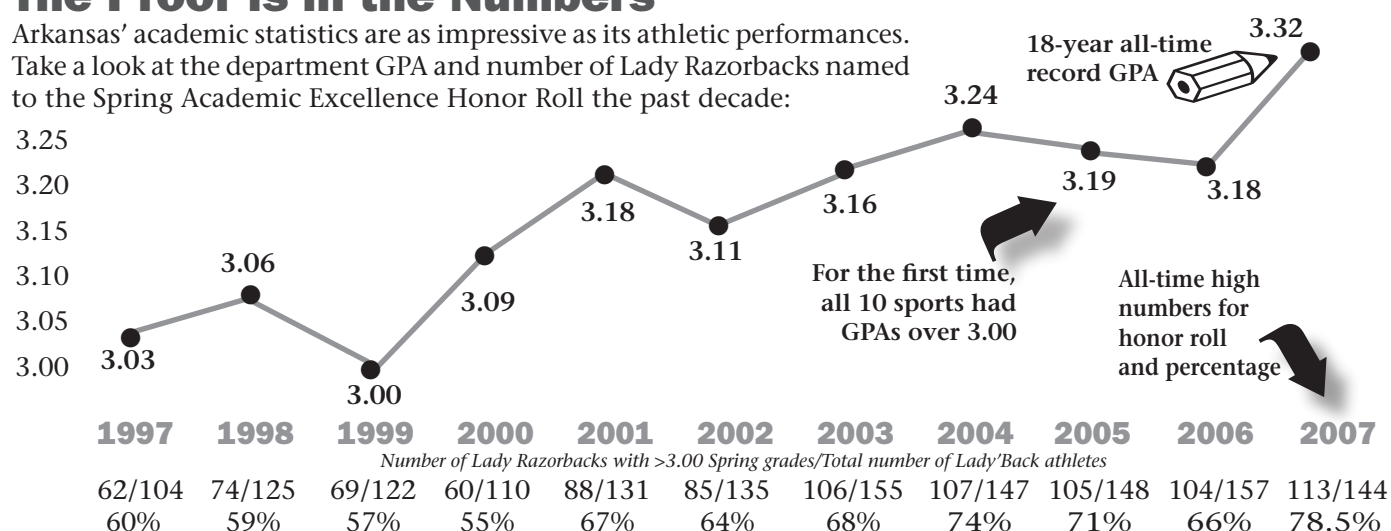


Chris Poole
Volleyball
Barnhill Arena
set for volleyball



The Proof is in the Numbers

Arkansas' academic statistics are as impressive as its athletic performances. Take a look at the department GPA and number of Lady Razorbacks named to the Spring Academic Excellence Honor Roll the past decade:



Academic Support

There is no higher priority for the University of Arkansas Women's Athletics Department than the academic progress of its scholar-athletes. To achieve the goal of providing the absolute best in academic support, the department felt it was of extreme importance that female student-athletes have their own academic support personnel. Starting in 1989, the Lady Razorbacks constructed their own academic support staff, and in 1991 constructed a Women's Academic Center at Barnhill Arena. Two expansions in the Women's Academic Center followed in 1995 and 1997.

Thanks to the generous gift of Bob and Marilyn Bogle, a joint academic center to assist both the Men's and Women's Athletics Departments opened in August 2001 as a part of the Reynolds Razorback Stadium renovations.

The Bob and Marilyn Bogle Academic Center features 15,000 square feet of space including state-of-the-art computer labs and interactive teaching facilities. Along with formal and informal study areas, the Bogle Center includes private tutor rooms, student life and career development resources and a multipurpose classroom. It also continues the tradition of a dedicated space devoted to the needs of female student-athletes.

Combined with the services of the Academic Support Program headed by the assistant athletic director for academic support, Deedee Brown-Campbell, the Academic Center gives Lady Razorback athletes a unique advantage in their scholarly endeavors.



One of the great advantages of the Bob and Marilyn Bogle Academic Center for the Lady Razorbacks is the increased space for study in groups (above), 17 individual tutorial rooms, dozens of study desk work spaces (left) and a state-of-the-art computer lab (below) with 30 stations to allow student-athletes to complete class assignments.




Lady'Backs: Athletes & Graduates

There's a direct correlation between the chart on the left and the results below.

Over the past decade, 98% of all female student-athletes who complete their four years of eligibility at the University of Arkansas leave Fayetteville with a bachelor's degree in hand.

Not only do the Lady'Backs graduate, their University of Arkansas degree allows them to step directly into their chosen career fields. Tiffany Wright (below) isn't the only example, but one of the best, as former Lady'Backs can be found in jobs around the world in a variety of fields.



In the space of one year, Tiffany Wright went from the NCAA Final Four, to Commencement (above) and on to her first full-time job as the weekend sports anchor at WLBT-TV in Jackson, Miss., and sideline analyst for ESPN's WNBA broadcasts in 1999 (left). She is currently the sports anchor at the ABC affiliate, WSOC, in Charlotte, N.C.



Veronica Campbell
(BSBA, 2006)
Two-time
NCAA Champion

Triple medalist at
2004 Olympics



Walton College
graduate in
international
business



"The family atmosphere at Arkansas was so important. The campus is the right size and my classes were great. My professors were knowledgeable and friendly. They truly cared about me as a student."


Amy Yoder Begley
(BA, 2001)

15-time all-American,
16-time SEC champion & 1999
Honda Award for Cross Country



"The University of Arkansas isn't a huge university, but it has a huge reputation. My professors were concerned with my personal goals; concerned about how I wanted to develop as an individual. There is a great amount of one-on-one mentoring with the teachers. I think one of the greatest things about Arkansas is that you are an individual, a real person — not just an I.D. number — to the faculty and staff."

Tiffany Wright (BA 1998)



Deena Drossin Kastor
(BA, 1995)

American Marathon Record
Holder & Olympic Medalist



Kattie Shepherd Allen
(BA, 1995)

NCAA Woman of the Year
for the State of Arkansas

Currently working on her
medical residency at
the Mayo Clinic

SEC 75th Anniversary

Stories of Character Honoree



Who Else Graduates from the University of Arkansas?

Here's a short list of some of our numerous notable graduates:

Steve Atwater (BSBA '88), Two-time Super Bowl participant with the Denver Broncos

Regina Blakely (BA '81, JD '85), Former CBS News Reporter

Mike Conley, Sr. (BA '85), Executive Director, World Sport Chicago

George W. Haley (LLB '52), U.S. Ambassador to Gambia, brother of author Alex Haley

E. Fay Jones (BARCH '50), World renowned architect, awarded the AIA's Gold Medal

Jerry Jones (BA '65), Owner of the Dallas Cowboys

Ronald LeMay (BSBA '72), CEO, Sprint

Robert Maurer (BS '48), Inventor of fiber optic technology at Corning Glass

Rodney Slater (BA '80), First African-American U.S. Secretary of Transportation

Pat Summerall (BSE '53), Former CBS Sports and Fox Sports announcer

Don J. Tyson, Jr. ('52), Founder, Tyson Foods

Jim C. Walton (BSBA '71), President, Walton Enterprises

Lady'Backs in the Community

Being a part of the north-west Arkansas community is an important part of being a Lady Razorback. This ranges from softball team visits to area nursing homes to track and field volunteer work with Race for the Cure and Special Olympics.



But that's just a small part of the Lady'Backs' community service. Players visit area schools to read to youngsters in the school library. Arkansas is a charter member of the "Bring a Girl to the Game" promotion for National Women and Girls



in Sport Day. The regional Girl Scout troops are involved in several projects, including Girl Scout Day for



many team sports like basketball, volleyball and softball.

Each team has its own special way of involving itself with local youth. For example, the Lady'Back soccer team has hosted Easter egg hunts, basketball participated in visits to Arkansas Children's Hospital and softball organized free youth sports clinics.



2006 SEC COMMUNITY SERVICE AWARD HANNAH McLEOD

One of Arkansas' most active athletes in community service projects was recognized by the Southeastern Conference as the league's 2006 Community Service Award recipient. From volunteering with Razorbacks for Christmas (at right) to making time to participate in



youth gymnastics clinics at the Fayetteville Boys and Girls Club (at left), Hannah McLeod made time in her busy training schedule to give back to the community. An honors student in premed, Hannah was one of the inaugural recruits of Arkansas' gymnastics team in 2002. A team captain, she capped her athletic career by helping Arkansas reach the NCAA Championships in the fourth year of the program. She is enrolled in the University of Arizona Medical School.



HURRICANE VOLUNTEERS

Providing aid and relief for hurricane victims did not start in 2005 for the Lady Razorbacks. As far back as the summer of 2000, Arkansas' male and female athletes took their commitment to others to the next level as they traveled to Honduras to assist victims of Hurricane Mitch (at right). When hurricanes lashed the American Gulf Coast,



Lady'Backs were there to help again. While providing shoes and clothing from department supplies was important, the most significant contribution was the time the Lady'Backs themselves put in serving meals to evacuees living in Northwest Arkansas (at left) or simply playing with young kids to help them forget the rough times.

HAWGS: Helping Athletes Work for and Gain Success

The Women's Athletics Department's HAWGS program is designed to provide student-athletes with the education and experiences to assist them in bridging the gap from college life to professional life in the work world and also to make meaningful contributions to their communities. By virtue of their involvement in athletics, student-athletes often have a difficult time accessing campus-wide student activities, programming and experiences.

HAWGS utilizes a five-point program of learning that focuses on academic excellence, athletic excellence, personal development, service and career development.

1. **Academic Excellence** — To support the academic progress of the student-athlete toward intellectual development and graduation.
2. **Athletic Excellence** — To build foundations for the development of athletic programs that are broad-based, equitable and dedicated to the well-being of the student-athlete.
3. **Personal Development** — To support the development of a well-balanced life-style for student-athletes, encouraging emotional well-being, personal growth and decision-making.
4. **Commitment to Service** — To engage the student-athlete in service to her campus and surrounding communities.
5. **Career Development** — To encourage the student-athlete to develop and pursue career and life goals.



Barnhill Arena
Main Training Area

Women's Athletics Training Room

The University of Arkansas athletic training staff makes up one of the top collegiate sports medicine programs in the nation. Arkansas provides both a qualified staff and the resources necessary to care for student-athletes with the most up-to-date treatment techniques to prevent and rehabilitate injuries.

The University of Arkansas' women's athletic training room staff is supervised by associate athletic director Julie Cain. Cain oversees a staff that includes two full-time assistants and six graduate assistants.


The Lady Razorbacks utilize the main training room at Barnhill Arena, as well as remote facilities at Lady'Back Field, Bud Walton Arena and the Lewis Center. At Bud Walton Arena, the Lady'Backs have immediate off-the-court access to athletic training room needs as well as use of the specially designed weight room. At Lady'Back Field, soccer has the luxury of direct access from its locker room into the athletic training room. The Lewis Center facility supports gymnastics and all-sport weight training.



Walton Athletic
Training Room



Soccer Fieldhouse



Lewis Center

Bev Lewis, Director of Women's Athletics

For almost two decades, Bev Lewis is synonymous with the University of Arkansas' Women's Athletics Department. The 2007-08 season is her 19th guiding the department, and her 27th season at the University. During her tenure as a coach and administrator, she has left her mark on the University and defined women's athletics on a state, regional and national level.

The hallmark of her tenure as the Director of Women's Athletics has been the overall excellence of her entire program. Every Lady Razorback sport has achieved a new pinnacle. A handful of the highlights include Stacy Lewis' NCAA women's golf title in 2007, gymnastics' appearance at the NCAA Championship in only its fourth season of existence, basketball reaching the Women's Final Four in 1998, four national runner-up trophies earned by cross country and national third place by track in the 2000 season.

The success of Women's Athletics is not limited to the field of competition. As a result of her strong emphasis on the classroom, Lady Razorbacks have received numerous academic honors including national academic all-American of the year, team academic national titles and the University's first two SEC/Boyd McWhorter Scholar-Athletes of the Year. Over the past decade, 98% of all Lady Razorbacks who completed their four years of eligibility at Arkansas have left Fayetteville with a UA degree.

Her leadership was also a part of the success of the University's Campaign for the Twenty-First Century. Lewis directed Women's Athletics to over \$11.5 million in direct support for the Lady Razorbacks including

gifts for facilities like the Huntley Gymnastics Training Facility and Sutton Strength and Conditioning Center as well as more than tripling the number of named and endowed scholarships for female student-athletes.

During the Campaign, Lewis received one of her greatest personal honors as longtime University benefactors Bob and Marilyn Bogle requested that Arkansas' \$6 million facility for Lady Razorbacks be named the Bev Lewis Center for Women's Athletics. On April 9, 2003, before a standing room only crowd of family and friends, she had the honor of cutting the ribbon on the facility.

She is also a leader in the community, assisting several local and regional associations in fund-raising efforts. Her most recent appointment was to serve as the honorary chair of the Northwest Arkansas 2007 Juvenile Diabetes Research Foundation Walk for the Cure. She is also a member of the Northwest Arkansas American Heart Association board of directors.

She received the Washington Regional Medical Center's Amethyst Award on behalf of the community service work done by the Women's Athletics Department and was the 2006 honorary chair for WRMC's participation in Speaking of Women's Health program. Lewis also was a member of the local Habitat for Humanity advisory board and was instrumental in the Lady Razorbacks' participation in the local American Heart Association Heart Walk and the Northwest Arkansas Komen Race for the Cure.

In 1998, she was voted into the University of Arkansas Hall of Honor by the University's letterwinners in recognition of her contributions to the Women's Athletics Department both as a coach and an administrator. In recognition of her outstanding achievements, Lewis was named to Arkansas Business magazine's "Top 100 Women in Arkansas" in 1996, 1997 and 1998. Lewis was a member of the "40 Under 40" which highlighted the achievements of business leaders in Arkansas who were under 40 years old during those same years.

Lewis served collegiate athletics at the highest level as an administrator, first with the NCAA Championship Cabinet and most recently on the NCAA Management Council. A former member of the track and field committee and its outdoor chair, she also served on the NCAA soccer committee. Lewis also served a term on the Southeastern Conference Executive Committee from 1992 to 1995.

To increase athletic participation at Arkansas for women, Lewis orchestrated the addition of four sports at the University during her tenure as athletic director. Not only providing scholarship opportunities, each

new sport - volleyball, golf, softball and gymnastics -- reached its respective NCAA championship by each inaugural recruiting class' senior season.

Lewis brought national attention to Arkansas by hosting numerous SEC Championships as well as the 1994 NCAA Women's Basketball Midwest Regional, the 1994 NCAA Division I Cross Country Championship and the 2006 NCAA Gymnastics Regional. However, as a former track coach Lewis takes particular pride in the University's role in hosting the NCAA Men's and Women's Indoor Track and Field Championships for the past seven years.

Prior to assuming the duties of AD, Lewis' Lady Razorback cross country and track teams had six top 20 national finishes, and she coached Team USA at the 1990 World Junior Cross Country Championships.

Her Arkansas coaching milestones were numerous. Under her direction, cross country achieved three notable Lady Razorback firsts. On Oct. 4, 1984, her cross country team became the first Lady'Back squad to achieve a national ranking. Arkansas finished that season ranked 16th.

She added the first top 10 finish to her resume in 1986 as cross country finished 10th at the NCAA Championships and backed it up with a ninth-place finish in 1987. Her coaching was instrumental in establishing Arkansas' perfect record of sending a team or individual to every collegiate national meet since the program's inception.

Lewis also coached Arkansas' first conference championship team at the 1988 Southwest Conference Cross Country Championships. As a result, her peers voted her SWC Coach of the Year for the second year in a row. She also was named SWC Outdoor Track Coach of the Year in 1989.

Lewis earned her bachelor's degree from Central Michigan in 1979 and followed it with her master's from Purdue prior to her arrival at Arkansas in 1981.

Her husband, Harley, former athletic director at the University of Montana and a former assistant director of championships with the NCAA, works with the University as a director of development.



A behind-the-scenes worker by nature, Bev Lewis found herself the center of attention on April 9, 2003, with the ribbon cutting and dedication of the Lady Razorbacks' new Lewis Center for Women's Athletics.

Arkansas Traditions

Why Razorbacks?

Arkansas' athletic teams have not always been called the Razorbacks. During the early years of its athletic history, the Cardinal served as the University nickname.

A lot of things changed in 1909, however, when Arkansas football coach Hugo Bezdek called his players "a wild band of Razorback hogs," after guiding his team to a 16-0 victory over Louisiana State on October 30, 1909.



Alluding to the Razorback, characterized by a ridge back and tenacious, wild fighting ability, Bezdek never forgot this idea and often called his team "a fighting band of Razorbacks."

This new nickname became increasingly popular and the student body voted to change the official University mascot from the Cardinal to the Razorbacks in 1910.

In the 1920s, "Wooo, Pig, Sooie" was added as the school yell, referred to more commonly today as the "Hog Call."

Why Lady Razorbacks?

From its inception in 1971, the Women's Athletics Department was an independent unit at the University of Arkansas. To emphasize its separate identity, the Arkansas Women's Athletics Department continues to use "Lady" in its nickname. While some consider it progressive to drop "Lady," Arkansas employs it as a marketing and identification tool.



The UA Alma Mater

Pure as the dawn on the brow
of thy beauty,
Watches thy Soul
from the mountains of God.
Over the fates of thy children departed,
Far from the land
where their footsteps have trod.
Beacon of hope in the ways dreary lighted,
Pride of our hearts that are loyal and true.
From those who adore unto one who
adores us,
Mother of Mothers, we sing unto you.

What's a Lady'Back?

The use of the contraction "Lady'Back" as a second reference for the Lady Razorbacks was adopted in 1989 along with a new departmental logo. Not unlike the evolution of "Razorback" as a mascot, the term "Lady'Back" had been used by fans and headline writers for several years.



A Proper Hog Call

A chant of "Woo Pig Sooie" is known worldwide as a Hog Call. Just like any good tradition, there are lots of versions of the Hog Call (even spellings).

A properly executed Hog Call is composed of three "calls," slowly raising one's arms from the knees to above the head during the "Woo." Traditionalists prescribe an eight second "Woo." The fingers should be wiggled and the "Woo" should build in volume and pitch as the arms rise.

Upon completion of the "Woo," both arms are brought straight down with fists clinched as if executing a chin-up while yelling, "Pig". The right arm is extended up and out with the "Sooie."

A full Hog Call -- the kind one will always hear victorious Lady'Back teams execute after contests -- requires two more Hog Calls, followed immediately by a "Razor-Backs" yell, coordinated with a pumping motion of the right arm after the third "Sooie." So, in order, the full Hog Call is:

Woooooowoo. Pig. Sooie!
Woooooowoo. Pig. Sooie!
Woooooowoo. Pig. Sooie!
Razorbacks!
(or Lady'Backs!)

Razorback Spirit Squads

Jean Nail serves as the coordinator for cheerleaders and mascots for both men's and women's athletic events. Lady Razorback cheerleaders participate in all home team events. For more information on the cheer squads and tryouts, go to www.razorbackspiritsquads.net

The Hog Hat

It is true; no Razorback fan's closet is complete without an official Hog Hat.

The hard plastic hat with a long snout, rough razorback ridges across the top and wickedly sharp, pointed curly-cue tail is undoubtedly



the most recognized piece of fan apparel in college athletics. Just ask ESPN GameDay's Kirk Herbstreit as he dons the traditional Hog Hat.



Arkansas Fight

Hit that line! Hit that line!

Keep on going!
Move that ball right
down the field!
Give a cheer. Rah! Rah!
Never fear. Rah! Rah!
Arkansas will never yield!
On your toes, Razorbacks,
to the finish,
Carry on with all your might!
For it's A-A-A-R-K-A-N-S-A-S
for Arkansas!
Fight! Fight! Fi-i-i-ight!



*Where the dreams of young girls
become the achievements of young women*


The Lady Razorback Museum

Considered the nation's first on-campus museum dedicated solely to the achievements of female student-athletes, the Lady Razorback Museum opened to rave reviews in 1999. Located in the north lobby of Barnhill Arena, the 9,000-seat home of Arkansas volleyball and gymnastics, it features all eleven women's sports. The museum highlights the individual and team champions at the University of Arkansas during the three decades of varsity competition. The display is more than trophies. The academic achievements of female student-athletes, Arkansas' numerous statewide NCAA Woman of the Year recipients and the role of athletes as leaders in the community are highlighted.

The major displays of the museum are its Wall of Champions, celebrating the achievement of Arkansas' women on the conference and national level, and the Great Moments Theater, a DVD interactive theater filled with highlights of the first three decades of Arkansas women's athletics.

The giant photo mural titled "Celebration" which rings the Great Moments Theater and the department's welcoming message to visitors have become the signature displays of the museum.

"The initial goal was to enhance our recruiting," UA Director of Women's Athletics



Bev Lewis said at the dedication, "but we soon found that we were tapping into something so obvious for men and so overlooked for women."

"It is so natural for a boy to walk into the backyard with his bat or his ball and imagine himself the hero. It's because he can look on the television or read in the paper or go to a museum and see men achieving success. What we created was a special place where young girls can come and see women that are larger than life; women who have dreamed the dream and achieved it."

Within months after the museum's opening, the Lady Razorbacks added a new feature. A page on the Arkansas women's athletics website, www.ladybacks.com, was constructed and features pictures of nearly every display so visitors can experience the ambiance even from the comfort of their own home.

At the entrance to the museum, the Lady Razorbacks have included this message to explain the purpose and intent of the museum.

Welcome to the University of Arkansas Women's Athletics Department, where the dreams of little girls come true. Where future doctors and lawyers, mothers and partners learn the strength of teamwork, the power of their determination, and the glory of achieving their goals.

Here we celebrate those women who chose this place to live their dreams, to realize their goals, and to achieve greatness.

This space is dedicated to those young girls who will come with that twinkle in their eye; To see the past in hopes that they will learn that this is where they can come to build their future.

Welcome to a special place, where every person from the coaches to the trainers; from the tutors to the fans have only one goal in their hearts: Transforming the dreams of little girls into the achievements of women.

Welcome to the Home of the Lady Razorbacks.




Sutton Strength & Conditioning Center



Perhaps Arkansas' women's track and field coach Lance Harter said it best -- "There is no facility for female athletes like it in America."

The former Olympic assistant and two-time World Championships head coach for USAT&F knows something about world-class training facilities.

Perhaps the largest strength and conditioning facility devoted exclusively to collegiate female athletes in the country, the Lewis Center houses the 7,000-square-foot Sutton Strength Center, designed for the physiology of female athletes. It brings together under one roof Olympic weights, plyometric training, aerobic equipment and selectorized weight lifting machines.



NO FEAR

Former track all-American April Steiner built the strength she needed to capture NBC's Thanksgiving Fear Factor title in the Sutton Strength Center.




The Bev Lewis Center for Women's Athletics

The first athletic building purpose-built to the needs of female student-athletes at the University of Arkansas, the Bev Lewis Center for Women's Athletics represents a hallmark in the history of both the University and the state.

Made possible by the lead gift of Bob and Marilyn Bogle, the Boggles had only one request: that the name of the proposed Center for Women's Athletics reflect the accomplishments of the University's longtime coach and Women's AD Bev Lewis.

As a result, the gift helped create one of the finest training facilities in the nation for female college athletes.



Construction began in December 2001 with site preparation. Portions of the facility opened during January and February of 2003 with the formal dedication on April 9, 2003.

From the custom-made lifting stations highlighting the Lady Razorback logo (below) in the Sutton Strength and Conditioning Center to the one-of-a-kind layout of the 15,000-square foot Huntley Gymnastics Practice Facility (shown in photo panorama below), the Bev Lewis Center for Women's Athletics lives up to its name as the focus of the University of Arkansas' female student-athletes.

Devoted to the exclusive training of the 11 Lady'Back teams, the 7,000-square foot Sutton Strength and Conditioning Center mixes the best in free weight stations with ample open space for plyometric and other types of conditioning (left).

