

WELCOME TO ARKANSAS

Hello Razorback Fans!

We are so excited about the start of our 2011-12 season. The Razorbacks are coming off a great year with a program-best tie for fifth-place at last year's NCAA Championship and we return a solid corps of team members for this year.

We will have to find a way to replace a pair of seniors who graduated last year in Kelli Shean and Corinna Rees. Both were solid scorers for us and Kelli was the runner-up at the NCAA Championship last year.

We welcome in a pair of freshman and a transfer all of whom should have an immediate impact on the team and will compete for a traveling spot.

Although we don't have any seniors on the team, we do return a lot of experience and leadership. Junior Victoria Vela has competed in nearly every event in her first two seasons and Meagan Roberts has two year's of seasoning under her belt.

The sophomore class is strong with transfer Emily Podzielinski joining returners Rachel Carpenter, Emma Lavy and Emily Tubert.

Lavy and Tubert were both members of the Southeastern Conference's All-Freshman Team with Tubert earning league Co-Freshman of the Year and coaches association All-America honors.

Lavy came through with one of her best rounds at the NCAA Central Regional Championship boosting Arkansas from the bubble in eighth place to a program-best fourth-place finish at Notre Dame.

The freshman class is experienced on the amateur and international levels with Hally Leadbetter and Audrey Monssoh both contenders for starts this year.

We combine that great lineup with one of the best, and toughest, schedules in the country this year. The NCAA Preview is an always-tough field, especially right out of the gate for us, and it will be a good indicator of what we need to do to get better this year. The four-event fall is a great prelude to the fall which includes the program's first trip to the Darius Rucker Intercollegiate.

Finally, the SEC Championship returns to Northwest Arkansas this year. We are so excited to host the league event at Blessings. It's a great way to show off our state-of-the-art facilities as well as our team.

I'm glad you stopped by and want to know more about our team and program. Give us a call, check out our website at ArkansasRazorbacks.com or follow me on Twitter to learn more.

Shauna Estes-Taylor
Arkansas Women's Golf



2011-12 ARKANSAS GOLF SCHEDULE



NCAA FALL PREVIEW

Franklin, Tenn. | Sept. 23-25, 2011
Vanderbilt Legends Club



LADY TAR HEEL INVITATIONAL

Chapel Hill, N.C. | Oct. 7-9, 2011
Finley Golf Course



PAC 12-SEC CHALLENGE

Knoxville, Tenn. | Oct. 21-23, 2011
Holston Hills Country Club



LONGHORN CLASSIC

Austin, Texas | Oct. 31-Nov. 2
UT Golf Club



PUERTO RICO GOLF CLASSIC

Rio Grande, Puerto Rico | Feb. 12-14, 2012
Rio Mar Country Club (River Course)



DARIUS RUCKER INTERCOLLEGIATE

Hilton Head Island, S.C. | March 2-4, 2012
Long Cove Club



SUNTRUST GATOR INVITATIONAL

Gainesville, Fla. | March 16-18, 2012
Mark Bostick Golf Course



LIZ MURPHEY COLLEGIATE CLASSIC

Athens, Ga. | March 30-April 1, 2012
UGA Golf Course



SEC CHAMPIONSHIP

Fayetteville, Ark. | April 20-22, 2012
Blessings



NCAA REGIONAL CHAMPIONSHIPS

May 10-12, 2012
West: Erie, Colo. (Colorado Nationals)
Central: Columbus, Ohio (OSU Golf Course)
East: State College, Penn. (PSU Golf Course)



NCAA CHAMPIONSHIP

Franklin, Tenn. | May 23-26, 2012
Vanderbilt Legends Club



University of Arkansas senior Kelli Shean fired a final round four-under 68 earning a runner-up finish at the 2011 NCAA Women's Golf National Championship in Bryan, Texas. Shean's finish led the No. 11 Razorbacks to a program-best fifth-place finish at The Traditions Club just outside of College Station, Texas.

The Cape Town, South Africa, native finished with a 284, the second-lowest NCAA Championship round in program history, with rounds of 75-70-71-68. Her final round 68 is the second-best NCAA Tournament score for the Razorbacks.

"I attacked most of the flags out there and I just wanted to give my teammates and coaches my best," Shean said. "It's been about playing as a team and for my family and I wanted to do well for them. My success is a team effort. We have a great team and we have a bright future with our younger players. I'm grateful for these guys."

As a team, the Razorbacks shot a program-best 1190 with rounds of 305-296-296-293 for the week. Arkansas' final round 293 is a program-best.

"This team is amazing," Arkansas head coach Shauna Estes-Taylor said. "We've been behind the eight ball after the first round all year and they hunkered down and played fantastic golf when it meant the most. "I can't say enough about Kelli Shean. By her standards, she probably struggled a little bit but for her to come in here and play some of her best golf says a lot about the kind of champion she is."

In addition to Shean, the Razorbacks got great play from all five players. Freshman Emily Tubert finished tied for 19th overall, the best-ever for an Arkansas freshman. Tubert shot 76-73-71-74 for 294. Redshirt freshman Emma Lavy tied for 69th overall with a 306 in her first-ever NCAA Tournament appearance. Lavy shot 80-74-78-74 for the week. Sophomore Victoria Vela was solid all week with rounds of 77-79-77-77=310 and finished tied for 88th while senior Corinna Rees ended her Razorback career tied for 113th with a 319 with rounds of 77-79-77-86.

"This team has been special all year," Estes-Taylor said. "It's been an awesome year to coach these guys, and our future looks bright. Mike (Adams, assistant coach) and I work hard to put together a group of young women who want to work hard in the classroom and on the golf course and we are definitely headed in the right direction."

WELCOME TO ARKANSAS

2011-12 Roster	4
Quick Facts	5
Arkansas Media Relations	6
Arkansas New Media	7
2012 SEC Championship	8



GOLF FACILITIES

Smith Training Facility	10-11
Blessings	12-21
Pinnacle Country Club	22
Walmart NW Arkansas Championship	23
Fayetteville Country Club	24
Paradise Valley Golf and Athletic Club	25
Springdale Country Club	26
Stonebridge Meadows Golf Club	27



ON THE NATIONAL SCENE

Razorbacks In The Pros	28-29
2010 U.S. Women's Open	30
Arkansas Women's Golf	31
Community Service	32



2011-12 RAZORBACKS

Head Coach Shauna Estes-Taylor	34-36
Assistant Coach Mike Adams	37
Support Staff	38
2011-12 Season Preview	39-41
2011-12 Tournaments	42-43
Players	44-59

Meagan Roberts	44-45
Victoria Vela	46-47
Rachel Carpenter	48-49
Emma Lavy	50-51
Emily Podzielinski	52-53
Emily Tubert	54-55
Halley Leadbetter	56-57
Audrey Monssoh	58-59



2010-11 REVIEW

2010-11 Review	60-64
2010-11 Statistics	65
The Southeastern Conference	66
SEC Opponents	67



HISTORY

2011 SEC Review	68
ALL-TIME SEC Results	69
2011 NCAA Regional	70-71
NCAA Championship Review	72-73
Year-by-Year Results	74-89
Tournament Appearances	90
Series History	91



RECORDS

Coaching Records	92
Team Victories	93-95
Medalist Honors	96
Individual Records	97-101
Team Records	102-103



HONORS AND AWARDS

Honors and Awards	104-105
Academic Honors	106-108
Letterwinners	109-110
Career Scoring Average/Stats	111-112



UNIVERSITY SECTION

About the University	113
Colleges and Departments	114
Chancellor Gearhart	115
Director of Athletics Jeff Long	116
Senior Staff	117
Senior Staff	118
Arkansas Support Services	119
Arkansas Support Services	120
Razorback Foundation	121
Razorback Athletic Department Facilities	
Sutton Strength and Conditioning Center	122-123
Bogle Academic Center	124-125
Athletic Department Facilities	126-127
Razorback Traditions	129





**RACHEL
CARPENTER**
R-Sophomore
Suffolk, Va.



**EMMA
LAVY**
R-Sophomore
Fayetteville, Ark.



**HALLY
LEADBETTER**
Freshman
Bradenton, Fla.



**AUDREY
MONSSOH**
Freshman
Howey-In-The-Hills, Fla.



**EMILY
PODZIELINSKI**
R-Sophomore
Noblesville, Ind.



**MEAGAN
ROBERTS**
Junior
Ocean Springs, Miss.



**EMILY
TUBERT**
Sophomore
Burbank, Calif.



**VICTORIA
VELA**
Junior
Mansfield, Texas



**SHAUNA
ESTES-TAYLOR**
Head Coach
Fourth Season



**MIKE
ADAMS**
Assistant Coach
Fourth Season

2011-12 ALPHABETICAL ROSTER

NAME	YEAR	HEIGHT	HOMETOWN/PREVIOUS SCHOOL	AVE.
Rachel Carpenter	R-SO	6-0	Suffolk, Va./Northstar Academy	82.00
Emma Lavy	R-SO	5-6	Fayetteville, Ark./Fayetteville	75.78
Hally Leadbetter	FR	5-7	Bradenton, Fla./The Pendleton School	NA
Audrey Monssoh	FR	5-6	Howey-In-The-Hills, Fla./Gary Gilchrist Golf Academy	NA
Emily Podzielinski	R-SO	5-4	Noblesville, Ind./Noblesville/Eastern Mich.	NA
Meagan Roberts	JR	5-10	Ocean Springs, Miss./Ocean Springs	77.83
Emily Tubert	SO	5-11	Burbank, Calif./John Burroughs	72.16
Victoria Vela	JR	5-3	Mansfield, Texas/Mansfield	75.92

Head Coach: Shauna Estes-Taylor (Georgia, 2000) - Fifth Season

Assistant Coach: Mike Adams (Newberry College, 1977) - Fifth Season

HEAD OF THE CLASS

Senior Kelli Shean wrapped up her Razorback career with a second-place finish at the 2011 NCAA Women's Golf Championship in Bryan, Texas, in May. Shean earned her second National Golf Coaches Association All-America honor about a week after graduating with her degree in management.



2011-12 QUICK FACTS

Location Fayetteville, Ark.
 Enrollment 21,406
 Colors Cardinal and White
 Founded March 27, 1871
 Nickname Razorbacks
 Chancellor Dr. David G. Gearhart
 Athletic Director Jeff Long
 Athletic Dept. Phone 479-575-4959
 Home Courses
 Blessings (72/6,100)
 Pinnacle CC (72/6,103)

COACHING STAFF

Head Coach Shauna Estes-Taylor
 Alma Mater Georgia, 2000
 Years at Arkansas ... Beginning fifth year
 Years as head coach 4
 Record 161-39-5
 Assistant Coach Mike Adams
 Alma Mater Newberry College, 1977
 Years at Arkansas ... Beginning fifth year

PROGRAM HISTORY

NCAA Championship App. 4
 Best Finish t5th, 2011
 Best Ind. Finish .. 1st, Stacy Lewis, 2007
 NCAA Regional App. 10
 Best Finish 4th, 2011
 Best Ind. Finish t3
 2011 Emily Tubert
 2007 Stacy Lewis
 SEC Appearances 16
 Best Finish 2nd (2008, t2nd (2009)
 Best Ind. Finish 1st
 2005 Stacy Lewis
 2008 Stacy Lewis
 Tournament Titles 11 (3 in 2010-11)

TEAM INFORMATION

SEC Finish Fourth
 NCAA Regional Finish Fourth
 Returners 6
 Rachel Carpenter Throggs Neck, N.Y.
 Emma Lavy Fayetteville, Ark.
 Emily Podzielinski Nobleville, Ind.
 Meagan Roberts Ocean Springs, Miss.
 Emily Tubert Burbank, Calif.
 Victoria Vela Mansfield, Texas
 Newcomers 2
 Hally Leadbetter Bradenton, Fla.
 Audrey Monssoh Howey-In-The-Hills, Fla.

MEDIA INFORMATION

Assoc. Media Relations Dir. Jeri Thorpe
 Office 479-575-5037
 Email jthorpe@uark.edu
 Cell 479-283-3344
 Fax 479-575-7481
 Website ArkansasRazorbacks.com
 On Twitter @ArkRazorback
 Facebook Arkansas Razorbacks

MEDIA RELATIONS

The media relations offices at the University of Arkansas are under the direction of Associate Media Relations Directors Zack Higbee, Phil Pierce and Jeri Thorpe. Our offices are located in Barnhill Arena. Please call 479-575-2751 for more information.

WOMEN'S GOLF CONTACT

Jeri Thorpe, Associate Media Relations Director, returns for her 16th season at Arkansas and her 15th year handling the media relations duties for the Razorback golf team. Please direct all media inquiries to Thorpe.

Jeri Thorpe
O: 479-575-5037
C: 479-283-3344
E: jthorpe@uark.edu

INTERVIEW POLICIES

All interviews with players and coaches must be arranged through the Media Relations Office. Phone interviews with out-of-town media are encouraged and can also be arranged. Coach Estes-Taylor and her staff are generally available in their offices weekdays between 9 a.m. and noon. All requests for information should be made to Jeri Thorpe in the Media Relations Office. The Arkansas locker rooms are closed to media at all times.

OLYMPIC SPORT PRESS CONFERENCE

The University of Arkansas Media Relations Office hosts a weekly Olympic sport press conference. The press conference is typically Tuesdays at 1 p.m. for the competitive seasons of the Olympic sport programs. Estes-Taylor and selected student-athletes attend the press conference when the women's golf team is in season. Please contact the Media Relations Office for more information.

FACILITIES/PARKING

Blessings and the Fred W. and Mary B. Smith Training Facility are closed to the media and the public. Located in nearby Johnson, Ark., access can be obtained by contacting Jeri Thorpe in the Media Relations Office.

CREDITS

The 2011-12 Arkansas golf media guide was written and edited by Associate Media Relations Director Jeri Thorpe with assistance from the women's golf staff. Photography by Wesley Hitt, David Yerby, Russell Cothorn, Jon VerHoeven, Walt Beazley, Gary Yandell, Bob Solorio, David Benyak and Vance Green. Cover designs by Andrew Reynolds.

GOLF MEDIA GUIDE

This media guide laid out, designed and edited in-house using Adobe In-Design and Photoshop.

MEDIA RELATIONS STAFF



ZACK HIGBEE
Director of MR
for Football



PHIL PIERCE
Assoc. MRD
MBB, MGF



JERI THORPE
Assoc. MRD
WBB, WGF



ROBBY EDWARDS
Assoc. MRD
SC, GYM



CHAD CRUNK
Asst. MRD
BS, FB



ZACH LAWSON
Asst. MRD
VB, XC, TF



DEREK SATTERFIELD
Asst. MRD
FB



PATRICK CRAWFORD
Intern
SB



TYLER MALAND
Intern
SW/DV



JOHN THOMAS
Intern
M/W Tennis



ANDREW REYNOLDS
Graphic Artist



MARY LYNN GIBSON
Administrative
Assistant

ARKANSASRAZORBACKS.COM

THE OFFICIAL WEBSITE OF THE ARKANSAS RAZORBACKS

- NEWS & RESULTS
- COACH & PLAYER BIOS
- SCHEDULES
- ROSTERS
- LIVE GAME BLOGS



- LIVE VIDEO
- LIVE STATS
- LIVE AUDIO
- ON DEMAND VIDEO
- FULL GAME VIDEO REPLAYS

VISIT
ARKANSASRAZORBACKS.COM
FOR THE LATEST NEWS, SCORES, SCHEDULES AND HIGHLIGHTS



GET GREAT PHOTOS, GIFTS AND MORE
ARKANSASRAZORBACKS.COM/PHOTOSTORE



DOWNLOAD MOBILE APPS
AT ARKANSASRAZORBACKS.COM/MOBILE

ARKANSAS NEW MEDIA



ABOUT THE EVENT

Date April 20-22, 2012
 Course Blessings
 Par 72
 Yards 6,258
 Location Johnson, Ark.
 History First Collegiate Event
 2011 Winner Auburn
 Score 864 (283-290-291)
 Medalist Erica Popson (UT)
 Score 210 (66-74-70)



TENTATIVE SCHEDULE OF EVENTS

Wednesday: April 18, 2012

3-10 p.m. Hotel Check-In – Courtyard by Marriott

Thursday: April 19, 2012

6:15 a.m. Complimentary Breakfast at Hotel
 7-10 a.m. Team Registration at Blessings
 8:30-9:30 a.m. Tee Times off of Tee #1 and Tee #10
 10:30 a.m. Box Lunch On-Site For Players & Coaches in Hospitality Tent
 6:30-8 p.m. SEC Welcome Dinner – Blessings

Friday: April 20, 2012

6:15 a.m. Complimentary Breakfast at Hotel

8:30 -10 a.m. First Round off of Tee #1 and Tee #10
 10:30 a.m. Box Lunch On-Site For Players & Coaches in Hospitality Tent

Saturday: April 21, 2012

6:15 a.m. Complimentary Breakfast at Hotel
 8:30-10 a.m. Second Round off of Tee #1 and Tee #10
 10:30 a.m. Box Lunch On-Site For Players & Coaches in Hospitality Tent

Sunday: April 22, 2012

6 a.m. Complimentary Breakfast at Hotel
 8-9:30 a.m. Final Round off of Tee #1 and Tee #10
 10:30 a.m. Box Lunch On-Site For Players & Coaches in Hospitality Tent
 2:30-3 p.m. Championship Award Ceremony

2012 Southeastern Conference Women's Championship																					
Blessings Golf Club • Johnson, Arkansas • April 20-22, 2012																					
Hole	1	2	3	4	5	6	7	8	9	OUT	10	11	12	13	14	15	16	17	18	IN	TOT
Par	4	5	4	5	3	4	4	3	5	37	3	4	5	4	4	3	5	3	4	35	72
Distance	420	480	362	520	160	418	360	155	520	3395	133	262	533	350	334	160	524	183	384	2863	6258
										0										0	0
										0										0	0
										0										0	0
Marker: _____											Contestant: <i>*Scorecard is tentative and subject to change by as much as 15 yards per hole.</i>										
Tee:	Date:										Notes:										



FACILITIES



RAZORBACK TRAINING

FACILITY

The Razorbacks took a giant leap forward in the spring of 2004 with the dedication of the Fred W. and Mary B. Smith Razorback Golf Training Facility at Blessings in Johnson, Ark.

Located on the practice tee of Blessings, the facility is home to six indoor-outdoor practice bays, an indoor video swing analysis station, office space and men's and women's locker room facilities for the Arkansas golf teams.

The long-time CEO of the Donrey Media Group, Fred Smith, is the chairman of the Donald W. Reynolds Foundation.

"We are excited to be a part of this facility that will help the Razorback golf programs continue to compete at the highest national level," Smith said. "Many members of our family play golf, so we have an appreciation for the commitment and many hours of practice that are required to succeed. We have a great love for the University of Arkansas and have always been proud to support the Razorbacks."

Arkansas head coach Shauna Estes-Taylor echoed those thoughts.

"I believe we have one of the best golf facilities in the country," said Estes-Taylor. "I can't thank Mr. Tyson enough for allowing us to call the Blessings our home. There is not a golf shot that we can not practice at our facility and it helps prepare us for championship golf. The Fred and Mary Smith Golf Center is another amazing facility that houses our offices, locker rooms, video bays, putting studio, and a lounge for our teams to call home. Many thanks as well to Fred and Mary Smith for their generous support for our golf center. I feel so lucky to have such a great place to show off to recruits. There is this "wow" factor that exist when people see our place for the first time. We are very lucky!"

Although the facility and golf course are just a couple years old, a recent expansion was added. The addition included more driving range tee space that allows the team to practice from many different angles, a new wedge tee, and a state-of-the-art video putting lab. Several finishing touches were also added to the interior including the completion of a trophy case housing a replicas of John Daly's British Open trophy and Stacy Lewis' NCAA Tournament trophy.

STATE-OF-THE-ART

Video

AT OUR FINGERTIPS



Above: The SAM PuttLab.

Right: The players' lounge and the entry with the trophy case.

The Fred W. and Mary B. Smith Razorback Golf Training Facility is equipped with a putting studio. The system that was installed for use by both the women's and men's team is the SAM PuttLab.

The SAM PuttLab is the most comprehensive putt training tool ever developed. The software and computer system is customized to exactly fit the needs of each individual player. It is used by the top players on the PGA and LPGA tours.

The training system gives you feedback on all of the following parts of your putting stroke: face angle, swing path, impact position, dynamic loft and rise angle, club face rotation, movement dynamics, rhythm and timing.

SECOND-TO-NONE

Amenities

AT OUR DISPOSAL





THE BLESSINGS

The Razorback Golf team moved into their home course at Blessings during the summer of 2004. The course is both challenging to players and was a challenge to create.

Robert Trent Jones II and owner John Tyson (Chairman and CEO of Tyson Foods) had a number of goals in mind when designing Blessings.

A very hands-on client, Tyson wanted a flexible golf course where every shot required careful thought and precise execution. He also wanted a course sufficiently demanding to host major collegiate tournaments. To meet the dual goals of toughness and flexibility, RTJ II created a unique golf course with three adjustable holes-eight, nine and sixteen-which can be configured to play to different pars, depending on course setup.

Another challenge in designing Blessings was to route the golf course so that the clubhouse could be located outside of the floodplain of Clear Creek, the major topographical and strategic feature of the site. After considering a number of possibilities, a continuous eighteen-hole routing was recommended rather than a pair of returning nines.

A third challenge arose as the architect designed the short, par-three tenth hole, which plays to a green located on an exposed platform at the edge of a vertical rock quarry. The green site was shaded by a grove of hardwoods that we wished to save, but needed to thin out to provide sunlight to the green. To solve this dilemma, we generated computer models that showed sunlight angles to the green at various times of day and season, and figured out how to save the greatest number of trees while allowing for enough light to grow grass on the green. This is a good example of how RTJ II delivers environmentally sensitive solutions to golf course design challenges-something we've been doing for more than 30 years.

Blessings stretches to nearly 7,500 yards from the back tees and plays through two distinct landforms-the Clear Creek floodplain and a plateau that rises to 65 feet above the floodplain where it's bisected by a series of ravines. Both the outward and inward nines climb up and down between the two topographies, creating drama and variety on a course where golfers will surely feel both tested and blessed by the glory of their surroundings.

Text provided by The Blessings from: <http://www.rty2.com/blessings.shtml>



No. 1
Par 4, 400 Yards




No. 2
Par 5, 530 Yards





**No. 3
Par 4, 380 Yards**



**No. 4
Par 5, 520 Yards**



No. 5
Par 3, 152 Yards




No. 6
Par 4, 370 Yards




No. 7
Par 4, 365 Yards



No. 8
Par 3, 156 Yards



No. 9
Par 4, 490 Yards



No. 10
Par 3, 155 Yards




No. 11
Par 4, 300 Yards



No. 12
Par 5, 540 Yards







No. 15
Par 3, 167 Yards



No. 16
Par 5, 530 Yards



No. 17
Par 3, 180 Yards



No. 18
Par 4, 400 Yards



Women's professional golf is a fixture in the state of Arkansas, joining the Razorbacks at one of their home courses - Pinnacle Country Club in Rogers. Located in the northwest portion of The Natural State, Pinnacle Country Club hosts an international field of LPGA Tour professionals at the Walmart Northwest Arkansas Championship presented by P&G at Pinnacle Country Club. The week-long championship included a variety of community events, Pro-Am play and three days of LPGA competition.

The Razorbacks are currently the only Southeastern Conference team whose course is hosting an LPGA event this year and are one of just a handful of major college programs with an event on their home course.

In addition, the Razorbacks compete all season to qualify for two of the Monday play-in spots for the championship.

Founded in 1990, Pinnacle Country Club is one of Northwest Arkansas' premier golf and tennis facilities. The course, designed by Don Sechrest in association with Bruce Lietzke, stretches 6,695 yards from the back tees with a course rating of 72.8 and a slope of 131. The Razorbacks compete from Pinnacle's white tees with a length of 6,102 yards.

Located 20 minutes north of Fayetteville in Rogers, Ark., Pinnacle is known both for its course difficulty and homesite elegance.

Pinnacle is graced with generous landing areas, but its large, undulated greens require both precision and accuracy. Its par 3s are extremely challenging including, Pinnacle's signature hole, No. 15. This hole requires a golfer's most accurate mid-iron as the 160-yard downhill shot must carry to an island green.

While young in its existence, Pinnacle has a history as host of prestigious events including the Greg Norman Challenge in 1990 and the Philips Classic in 1992, an event that included several senior PGA players.

The grand clubhouse provides a comfortable setting for casual entertaining as well as formal events. The elegant design and location of the clubhouse evoke the Southern hospitality that welcomes all members "home."

Walmart NW Arkansas

CHAMPIONSHIP

Northwest Arkansas returned to the Ladies Professional Golf Association's schedule in 2007 hosting the Walmart Northwest Arkansas Championship (formerly the P&G Beauty NW Arkansas Championship) at Pinnacle Country Club.

Arkansas has been home several events beginning with the Hardscrabble Women's Invitational Oct. 17-21, 1950, in Fort Smith, Ark. The event was won by Patty Berg.

The Hardscrabble Open returned to Fort Smith in 1952 and was followed by the Arkansas Open at the Country Club of Hot Springs, in Hot Springs, Ark., in 1956.

The LPGA added the Walmart Northwest Arkansas Championship in 2007. The three-year commitment allows the Arkansas women's golf team and the Northwest Arkansas community to enjoy the sport at its best.

The inaugural event in 2007 was spectacular for Arkansas fans. Then junior Stacy Lewis earned a sponsor's exemption to play in the event and she blistered the course shooting a 65 in the first round.

Eight inches of rain, however, washed away Lewis' win as the tournament was declared a "non-event". Lewis was awarded the trophy and invited back for the 2008 event.

The second year of the event saw the tournament move from the early fall to the July 4th weekend. Hot temperatures and stormy weather again effected play but athletes were able to complete three rounds.

Lewis was again in the hunt early finishing 49th after three rounds. University of Arkansas women's golfers Lucy Nunn and Kristin Ingram were given a pair of qualifying spots and Nunn made the most of her opportunity finishing as the low qualifier with a two-under 70 on Monday before the event.

Nunn battled nerves and tough conditions in the first round but rallied with a second round 74. She did not make Sunday's cut.

Tournament officials for the Walmart Northwest Arkansas Championship presented by P&G have announced that the 2009 LPGA Tour event will be held September 7 - 13, 2009.

The 2009 season saw Nunn receive an exemption for the event while Kelli Shean and Kristin Ingram had the chance to play their way in. Shean made the cut and was invited to play in the Friday-Sunday event. Former Razorback Lewis tied for 21st overall with a 211 (73-67-71).

Corinna Rees and Victoria Vela both earned invitations to the 2010 P&G Beauty event. Rees counted a 78 while Vela scored 82 as neither made the cut. Teammate incoming senior Kelli Shean earned a sponsor's exemption and played Friday and Saturday with rounds of 74-73.

In 2011, sophomore Emily Tubert was granted the exemption to take part. Teammates Victoria Vela and Emma Lavy hope to join her by advancing through the qualifier on Monday.



Stacy Lewis was the unofficial winner in 2007.

QUICK FACTS

Dates.....	Sept. 5-11, 2011
Location	Pinnacle Country Club; Rogers, Ark.
Coverage.....	The Golf Channel
Tickets	\$25 daily/\$50 wk
Purse.....	\$2 million
1st place	\$300,000
Inaugural Event...	2007
Unoff. winner ..	Stacy Lewis*
Past Winners	
2008	Seon Hwa Lee
2009	Jiyai Shin
2010	Yani Tseng

RAZORBACKS AT THE P&G

Exemptions

2007	Stacy Lewis
2008	Stacy Lewis
2009	Lucy Nunn
2010	Kelli Shean
2011	Emily Tubert

Qualifying Spots

2007	None
2008	Lucy Nunn
	Kristin Ingram
2009	Kelli Shean
	(made cut)
	Kristin Ingram
2010	Corinna Rees
	Victoria Vela
2011	Emma Lavy
	Victoria Vela

*The event was rained out and only one round was played.



The 18-hole course is located just a short 10-minute drive south of campus in Fayetteville. Situated on a rolling hilltop, golfers are challenged by its dog legs, sidehill lies and ever-changing wind conditions. Opened in 1927, the Fayetteville Country Club sits atop a mountain, secluded from traffic and surrounded by trees. This picturesque location adds to the charm of our clubhouse which



was built in 1927 and has been renovated and expanded over the years. In May 2003, the swimming pool was completely renovated with the addition of a new bath house with showers and changing areas. Also, an outdoor patio was added along with a dining area that offers beautiful views to the South and West.

--*Fayettevillecc.com*



Established in 1967, Paradise Valley Golf and Athletic Club has challenged golfers for almost four decades. Once located “out in the country,” the Club is now in the middle of one of Fayetteville’s busiest shopping, dining and business areas. Paradise Valley has much to offer its members and guests. The Clubhouse features a pro shop, grill area and locker rooms. A swimming pool and sundeck area and two hard-surface tennis courts add to members’ outdoor recreational options.

The golf course features a meandering creek that comes into play on at least five holes on the back nine. Gently sloping greens that can trick even the seasoned player are just part of the challenge. Significant elevation changes dramatically affect shot-making decisions on several holes. Numerous mature pine and oak trees line fairways throughout the course to catch errant tee shots.

Golfers that are on their game are rewarded with low scores, but even those not playing their best, will enjoy their day at Paradise Valley.

--Paradisegolfac.com



Springdale Country Club was established in 1927 by several charter members as a premium 9-hole golf course. It expanded its course from nine to 18 holes in the summer of 1996, presenting golfers with completely different courses on both the front and back sides. Additional updates to both the course and clubhouse are followed. The front was built in 1927 and redesigned in 1972 while the back features a modern design with many physical challenges to overcome.



Opened in November of 1997, Stonebridge Meadows Golf Club is described as an upscale daily-fee public course. Stonebridge Meadows measures 7,130 yards from the back tees, and has 50 strategically placed bunkers, large challenging greens and a practice area. The 13-acre practice facility includes a club house and amenities. Stonebridge Meadows quickly became recognized as one of the best golf facilities in Arkansas, ranking as “Best Place to Play” by *Golf Digest* with a 4½ star rating.

The par-72 golf course at Stonebridge Meadows Golf Club measures over 7100 yards from the back tees. The course rating is 75.1 and it has a slope rating of 133. It was designed by Randy Heckenkemper and opened for play in 1997. Ranked as Northwest Arkansas’ “Best Place to Play” & rated “4 1/2 Stars” by *Golf Digest*, our course features five sets of tees, bermuda fairways, and bent grass greens. Stonebridge Meadows is also one of thirteen courses on The Natural State Golf Trail.

--Stonebridgemeanows.com

STACY LEWIS

2011

-Finished tied for ninth at the HSBC Women's Champions; tied for 18th at the Honda LPGA Thailand and tied for 29th at the RR Donnelley LPGA Founders Cup.
-Won 2011 Kraft Nabisco Tournament April 4, 2011 shooting 66-69-71-69=275

Career

- In 2010, recorded a season-best runner-up finish at the Tres Marias Championship; finished third at the Mizuno Classic; tied for seventh at the Lorena Ochoa Invitational Presented by Banamex and Corona Light; tied for ninth at the P&G NW Arkansas Championship Presented by Walmart.

-In 2009, best finish was a tie for fourth at the Wegmans LPGA, where she carded a season-low 67 during the second round; also carded 67s in the final round of the LPGA Corning Classic, and in the second round of both the Evian Masters and P&G Beauty NW Arkansas Championship Presented by John Q. Hammons; tied for ninth at the McDonald's LPGA Championship Presented by Coca-Cola.

-In 2008, turned professional in June; competed in seven events on Tour with two top-10 finishes, including a tie for third at the U.S. Women's Open and a tie for sixth at the Kapalua LPGA Classic; also competed in two events on the Duramed FUTURES Tour with two top-three finishes; earned medalist honors at the LPGA Final Qualifying Tournament to earn Priority List Category 11 for the 2009 LPGA season.

-In 2007, as an amateur, carded a career-low 65 to take the first-round lead at the LPGA NW Arkansas Championship Presented by John Q. Hammons before the tournament was rain-shortened and cancelled following 18 holes of play; also tied for fifth at the Kraft Nabisco Championship to earn low-amateur honors.

Amateur

Lewis won 12 collegiate events and was a four-time All-American. She was the 2005 (SEC) Freshman of the Year, the 2007 NCAA Division I National Champion and the 2008 SEC Championship Individual Medalist and Player of the Year. Away from collegiate competition, she won the 2006 Harder Hall Invitational, the 2006 Western Amateur and was a semi-finalist at the 2006 U.S. Women's Amateur. She was the 2007 Southern Amateur Champion and the 2007 Dinah Shore Trophy Award recipient. Lewis was also a member of the victorious U.S. Team at the 2007 at Copa de las Americas and on the victorious 2008 U.S. Curtis Cup team, becoming the first player to go 5-0 in Curtis Cup history. Lewis is a two-time Golfweek and Golf Digest Women's Amateur Player of the Year (2006-07) and was the top ranked amateur in the Golfweek/Titleist Women's Amateur Rankings in 2008.

Personal

5'5"...Started playing golf at the age of 8...Credits her parents 'for encouraging me to play even after having back surgery' as the individuals most influencing her career... From the age of 11, Lewis wore a back brace 18 hours per day for 7-1/2 years to correct curvature in her spine from scoliosis, removing it only to play golf...Had back surgery during her senior year of high school and redshirted for one season before joining the University of Arkansas women's golf team...Hobbies include working out, watching any sports especially SEC football, traveling and having spare time to herself...Qualified for the Tour on her first attempt...Has her own Web site, www.stacysback.com...2008 graduate of Arkansas with degree in finance and accounting.



AMANDA MCCURDY

Amanda McCurdy played for Arkansas from 2002-06 and, along with Mahon, helped Arkansas to its first two NCAA Championship appearances in 2005 and 2006. She was Arkansas' first multiple-event winner and turned professional in 2006. McCurdy's career earnings are in excess of \$13,000 and her best finish on the Futures Tour is a 10th-place showing at the 2008 El Paso Golf Classic. Her amateur and professional career include:

- * Competed in two U.S. Women's Amateur Public Links Championships (2003, 2005).
- * Runner-up at the 2004 U.S. Women's Amateur Championship.
- * Recorded four wins in collegiate competition.
- * Two-time All-SEC second team selection (2004, 2005).
- * Competed in two U.S. Women's Opens (2005, 2006).
- * Advanced to final 16 at the 2005 U.S. Women's Amateur Championship.
- * Named to the 2006 U.S. Curtis Cup Team.
- * 2006 NGCA All-American Honorable Mention.



COURTNEY MAHON

Courtney Mahon was a member of the Razorback golf team from 2002-06 helping Arkansas to the program's first NCAA Championship in 2005. Arkansas returned again in 2006 for Mahon's senior year.

After graduation with a degree in dietetics, Mahon became the head coach at UMKC in nearby Kansas City, Mo. A Lee's Summit, Mo., native, Mahon has continued to play on the Duramed FUTURES Tour since 2007.

Mahon's career best finish is a 12th place at the 2008 Mercedes-Benz of Kansas City Championship. She has played five events Her amateur and professional career includes:

- * Three-time winner of the Kansas State Championship.
- * Three-time winner of the Missouri State Championship.
- * Competed in five U.S. Women's Amateur Public Links Championships (2003-07)
- * Competed in two U.S. Women's Amateur Championships (2003, 2004).
- * Recorded two wins in collegiate competition while at Arkansas.



LUCY NUNN

Lucy Nunn graduated and completed her eligibility at Arkansas in the spring of 2009. She helped the Razorbacks to four consecutive NCAA Regional appearances and three NCAA Championship appearances. Nunn's senior year saw the Lawton, Okla., native win her first collegiate event at LSU. She turned professional after graduating and opened her career on the Duramed FUTURES Tour that summer.

- * Won the LSU/Cleveland Classic in March 2009 at Arkansas.
- * Won 93rd Women's Southern Amateur in summer 2008.
- * Participated in the 2008 P&G Beauty NW Arkansas Championship qualifier.
- * Helped Oklahoma win Forestate Championship in summer 2008.





SHAUNA ESTES-TAYLOR,
KELLI SHEAN,
LUCY NUNN AND
MIKE ADAMS

University of Arkansas senior-to-be Kelli Shean carded a one-under and is tied for second at the 2010 U.S. Women's Open in Oakmont, Pa.

The Cape Town, South Africa, native bogeyed the final hole or she would have held the top spot after the first round of play.

"I don't even really know what to say," Arkansas head women's golf coach Shauna Estes-Taylor said. "I couldn't be more proud of Kelli. What she did today was amazing and I'm thrilled for her. She was so excited after her round and this experience is one that will stay with her a lifetime."

Estes-Taylor and Arkansas assistant coach Mike Adams are at Oakmont for this week's event.

"You know, I've been in Arkansas for three years now," Shean said after her round. "I'm going back there in August. I mean, in the beginning, I didn't expect to be playing in a U.S. Open two years down the line. I mean, that just show how much that Arkansas has helped me out and how much I've grown in the last couple of years."

Shean held the lead and was on top of the leaderboard after her round. She was late edged by Brittany Lang who ended her day two under moving Shean into a tie for second overall.

"Kelli is very talented and has a lot of skill," Estes-Taylor said. "But, as they say, you have to have a little luck and she got some good breaks out there."

Shean battled well and got up and down well. She found the famous Church Pews bunkers on the par-4 third hole but hit a 7-iron to just short of the green making par.

"I think that my attitude was good and I just kept calm out there," Shean said. "I'm having a good time out there. You know, this course is hard. If you're going to get mad over a couple of three-putts or a bad bounce or something, then I don't think you're going to enjoy it as much. Shean's round was calm and she handled her emotions well but she did choke up a bit when she interviewed with Ernie Els after play.

"Yeah, that's kind of unbelievable," Shean said. "I don't really have the kind of words to explain that. Back in South Africa, I joined the Ernie Els Fan Foundation. They got me around. They got me everywhere I needed to go. Being able to interact with him and have any kind of relationship with Ernie Els is unbelievable."

Two former Razorbacks are also playing in this year's Women's Open. LPGA member and four-time All-American Stacy Lewis is in her second season as a pro on the LPGA Tour. Lewis finished the day tied for 50th overall with a first round 75.

Lucy Nunn, who is currently a member of the Duramed FUTURES Tour, opened with an 83 and was tied for 138 overall.



SOLHEIM CUP

2011 -- Stacy Lewis

The Solheim Cup is a biennial golf tournament for professional women golfers contested by teams representing Europe and the United States. It is named for the Norwegian-American golf club manufacturer Karsten Solheim, who was a driving force behind its creation.



The inaugural Cup was held in 1990, and the event was staged in even number years until 2002, alternating years with the Ryder Cup (the equivalent men's event between the USA and Europe). As part of the general reshuffling of team golf events consequent to the one-year postponement of the 2001 Ryder Cup due to 9/11, the Solheim Cup switched to odd numbered years from 2003.

The US team is selected by a points system, with American players on the LPGA Tour receiving points for each top-twenty finish on tour. [1] For the European team, up to 2005, only seven players were selected on a points system based on results on the Ladies European Tour (LET). This allows top European players who compete mainly on the LPGA Tour to be selected to ensure that the European team is competitive. From 2007, only the top five players from the LET will qualify and another four will be selected on the basis of the Women's World Golf Rankings. This reflects the increasing dominance of the LPGA Tour, where almost all top European players spend most of their time. [2] In addition, each team has a number of "captain's picks", players chosen at the discretion of the team captains, regardless of their point standings, though in practice the captain's picks are often the next ranking players.

CURTIS CUP

2006 -- Amanda McCurdy (July 29-30, 2011 Bandon Dunes Golf Resort, Bandon, Ore.)

2008, 2011 -- Stacy Lewis

The Curtis Cup is the best known team trophy for women amateur golfers, awarded in the biennial Curtis Cup Match (not "Matches"). It is co-organized by the United States Golf Association and the Ladies Golf Union and is contested by teams representing the United States and "Great Britain and Ireland". The same two teams originally contested the Ryder Cup, but unlike that competition, the Curtis Cup has not widened the Great Britain and Ireland team to include all Europeans (nor has the analogous event for amateur men, the Walker Cup). Many women who have gone on to become stars of women's professional golf have played in the Curtis Cup.

THE SPIRIT INTERNATIONAL

2011 -- Emily Tubert

2005 -- Amanda McCurdy Second Place
Trinity, Texas (Whispering Pines Golf Club)
USA tied for second (541)

The Spirit International Amateur Golf Championship is a world class golf event. It features the world's best amateur men and amateur women golfers as they represent their respective country in team and individual competitions. The 80 participants enjoy an Olympic like experience from the Opening/Closing Ceremonies, international village and competing for gold medals. The World Health & Golf Association and Texas Golf Association invite 20 countries from six continents to participate. Established in 2001, The Spirit is a biennial event that alternates tournament years with the World Amateur Team Championships.

U.S. WOMEN'S OPEN

2005 -- Amanda McCurdy 75-75-71-78=299 (+15) -- T38

2007 -- Stacy Lewis (Missed cut)

2008 -- Stacy Lewis 73-70-67-78=288 (+5) -- T3

2009 -- Stacy Lewis 68-73-79-75=295 (+11) -- T34

2010 -- Kelli Shean 70-79-83-80=312 (+28) -- T65

Stacy Lewis 75-70-75-72=292 (+3) -- T14

Lucy Nunn (Missed cut)

The United States Women's Open Golf Championship, one of thirteen national championships conducted by the United States Golf Association (USGA), is one of the LPGA's major championships along with the LPGA Championship, the Women's British Open, and the Kraft Nabisco Championship. It is the only event to have been recognized as a major by the LPGA since its founding in 1950; the other current majors were established later. The U.S. Women's Open is open to any professional or amateur female golfer. Amateurs must have an up-to-date USGA Handicap Index not exceeding 4.4. Players may obtain a place by being exempt or by competing successfully in qualifying. In 2002, a two stage method of qualification was introduced—18 holes for local qualifying and 36 holes for sectional qualifying. In 2010, the qualification process reverted to a single sectional stage of 36 holes played on a single day. The criteria for exemption from qualifying has changed through the years. In 2010, there were eleven exemption categories, including winners of the U.S. Women's Open for the last ten years, winners of the other three majors for the last five years, the top 50 from the previous year's LPGA Tour money list, the top five from the previous year's Japan LPGA Tour, Korea LPGA Tour, and Ladies European Tour money lists, and official winners of LPGA co-sponsored events for the 52 week period prior to the U.S. Women's Open. [2]



FUJI XEROX USA VS. JAPAN

2005 -- Stacy Lewis

WORLD UNIVERSITY GAMES

2006 -- Stacy Lewis
Medalist



COPAS DE LAS AMERICAS

2007 -- Stacy Lewis

The Copa de las Americas is a biennial amateur team competition for countries in North America, Central America, South America. Four-player teams comprised of two men and two women 72-hole stroke play event with no cut. All scores count each day.





"I feel very strongly about the importance of community service. I really value community service and I stress that to the team. I have been fortunate that members of our Razorback family feel the same way and are committed to reaching to others," said head coach Shauna Estes-Taylor.

"The SEC Community Service Award is another great example of the commitment our golf team has made within our community. I'm proud of our program's service to our University, our team and to the Northwest Arkansas area, Estes-Taylor continued."

SEC COMMUNITY SERVICE AWARD



**MELISSA
MURRAY**
2003-04



**LINA
AXELSSON**
2004-05



**STACY
LEWIS**
2006-07
2007-08



**COURTNEY
MAHON**
2005-06



**LUCY
NUNN**
2008-09



**TIFFANY
PHELPS**
2009-10



**CORINNA
REES**
2010-11

MEET THE TEAM





- ✓ Two NCAA Championship appearances with the program's best showing
- ✓ Four consecutive NCAA Regional appearances with the program's best showing
- ✓ Two runner-up finishes and four top five finishes at the SEC Championships
- ✓ Two NCAA Public Recognition Awards (2008, 2009) for teams in the top 10 percent for APR
- ✓ Hundreds of hours in community service activities

Shauna Estes-Taylor always knew she wanted to be a women's golf coach. From her playing days as a prepster working with Mike Adams who would go on to become her assistant at Arkansas, through her experiences as one of the best collegiate golfers in the country at the University of Georgia, Estes-Taylor has been preparing for her time in the first chair.

"Arkansas is a special place and I'm excited to lead this program to even greater heights," Estes-Taylor said when hired after five seasons as a Razorback assistant. "This team, community and University are very dear to my heart and I feel fortunate to be a part of this program."

The fourth head coach in program history, Estes-Taylor wasted no time picking up the reigns from mentor, friend and former Bulldog Kelley Hester who returned to her alma mater after five seasons at Arkansas.

As a head coach for the Razorbacks, Estes-Taylor has coached three players to four All-American honors, seven All-Southeastern Conference selections including the 2008 SEC Golfer of the Year (Stacy Lewis) and the 2011 SEC Co-Freshman of the Year (Emily Tubert) and guided the team to four tournament titles and nine individual medalist honors.

A Bulldog to Start

The former Shauna Estes was more than a standout student-athlete at Georgia. She was part of the winning tradition of some of the best collegiate golfers and teams during her four-year career. A four-time All-American and All-SEC player, Estes-Taylor's honors include 1997 SEC Women's Golf Freshman of the Year and the 1997 and

2000 SEC Women's Golf Player of the Year honors. She is still tied for the most individual wins for the Bulldogs with seven including the 1997 and 1999 SEC title. Estes-Taylor finished a personal-best third at the 1999 NCAA Championship and paced the Bulldogs to four top 10 team appearances on the biggest stage for college golf. Her name remains sprinkled throughout the record books at her alma mater.

A Bright FUTURE

Estes-Taylor left college golf to try her hand on the professional circuit. She spent three seasons playing in the DUKED FUTURES Tour, playing in 10 events in 2000, 19 in 2001 and 10 in 2002. She made cuts and had three top 10 finishes.





Woo Pig Soobie

As her professional career came to a close, Estes-Taylor returned to the collegiate ranks in January 2003, becoming Hester's assistant at Arkansas. That season, Arkansas returned to the NCAA Regional Championship making the programs second-ever appearance in the postseason. It would start a run of nine consecutive NCAA Regional appearances for the Razorbacks.

Another important development in the life of Estes-Taylor and the history of the Razorbacks happened around the same time. The Razorback coaching staff recruited a player from The Woodlands, Texas, named Stacy Lewis.

Lewis had a good junior season but recurring problems with scoliosis (a curvature of the spine) forced the budding star to have back surgery. Despite the seeming career-ending circumstances, the Razorbacks offered and honored their offer to Lewis to come to Arkansas.

Lewis accepted the offer and redshirted her first season with the Razorbacks. It was during this rehab year that Lewis hit the putting green with Estes-Taylor and the duo fine-tuned the short game of the player who would go on to be the best to play the game at Arkansas.

Estes-Taylor and Lewis formed a bond that remains to this day. Estes-Taylor was the assistant coach when Lewis won the 2005 SEC Individual title, earned Freshman of the Year honors and for the 2007 NCAA National Title. It was that season that Estes-Taylor earned National Golf Coaches Association Assistant Golf Coach of the Year honors.

"It's an honor to be recognized by other coaches for doing a good job," said Estes-Taylor said at the time. "I really feel prepared to lead a golf team. My goal from the beginning was to gain the experience necessary to become a head coach. Kelley (Hester) has given me this great opportunity to grow as a person and to develop into a coach. I feel this award is another great stepping stone towards my ultimate goal of becoming a head coach."





Taking Over

Little did Estes-Taylor know the foreshadowing of her comments. Just two weeks later, she became the head coach of the Razorbacks.

Firmly seated in the first chair, Estes-Taylor reached out to one of her former coaches, Mike Adams, convincing him to leave Hilton Head, S.C., to join her in Fayetteville. It has proven to be a winning combination with the pair guiding Arkansas to four consecutive NCAA Regional appearances including a program-best fourth-place finish in 2011.

Estes-Taylor and Adams have also paced the Razorbacks to a pair of NCAA Championship appearances and again recorded the program's best showing with a tie for fifth place in 2011.

Finally, the tandem has teamed to lead Arkansas to four consecutive top five finishes at the Southeastern Conference Championship including a program-best second-place finish in 2008 and a tie for second in 2009. Estes-Taylor was inducted into the NGCA Players Hall of Fame in 2009 capping off a successful season at Arkansas.

The Future is Bright

There really is no limit to what Estes-Taylor expects to accomplish at Arkansas. She has put the Razorbacks on the college golf map and has made Arkansas a destination for the country's elite players. As the 2011-12 season begins, Estes-Taylor welcomes players from seven states and two countries to the roster. She has the Razorbacks poised to welcome the SEC Championship to one of the best courses in the country, Blessings, in April 2012 and her players are forecasted to reach some impressive heights this year. Stay tuned and see what's next!

Born in Orangeburg, S.C., Estes was a 2000 graduate of Georgia with a degree in turf grass management.

Estes is married to Adam Taylor of Harrisburg, Ill. Taylor is a personal trainer in Northwest Arkansas, and the couple resides in Fayetteville with their bulldog, Layla.

ABOUT ESTES-TAYLOR

Personal

Birthplace	Orangeburg, S.C.
Parents	Lonnie and Deborah Estes
Husband	Adam Taylor
Siblings	Brothers; Kelly and Jimmy
High School	Orangeburg Prep

1997-2000	Four-time first-team All-SEC; four-time All-American; 1997 SEC Freshman of the Year; Two-time SEC Player of the Year; Honda Award finalist
2000	Bachelor's Degree, University of Georgia, Turf/Grass
2000-02	LPGA FUTURES Tour member
2003-07	Assistant Coach, University of Arkansas
2003	Helps team to second NCAA Regional appearance
2004	Begins work with redshirt freshman Stacy Lewis; team makes third NCAA Regional appearance
2005	Helps Lewis win SEC title; fourth regional appearance; team makes first NCAA Championship
2006	Helps team to fifth NCAA Regional & second consecutive NCAA Championship appearance
2007	Lewis wins second SEC title, team goes to sixth regional and Lewis becomes first Razorback in program history to win the NCAA Championship
2007-Pres.	Head Coach, University of Arkansas
2008	Team finishes program-best 15th at seventh NCAA Regional; return to NCAA Championship
2009	Team ties for second at the SEC Championship and makes eighth NCAA Regional, seventh consecutive, appearance
2010	Team is 13th at the NCAA Regional
2011	Team finishes program-best 15th at NCAA Championship; senior Kelli Shean is runner-up



Mike Adams joined the University of Arkansas as the assistant women's golf coach in August 2007.

Adams began his association with current Arkansas head coach Shauna Estes-Taylor as her coach throughout her junior years, her collegiate career and while she was on tour as a professional player.

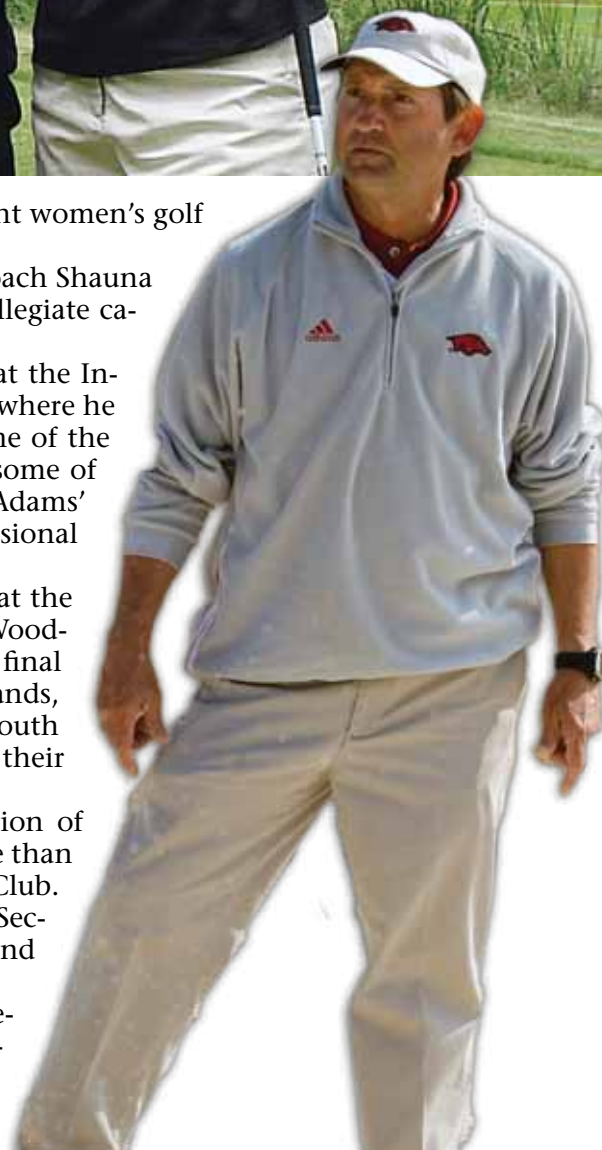
Prior to joining the Razorbacks, Adams worked five years at the International Junior Golf Academy on Hilton Head Island, S.C., where he was a senior instructor. While there, Adams worked with some of the best instructors in the country. In addition, he helped train some of the best junior golfers from all over the world and several of Adams' former students are currently playing college golf and professional tours.

Before working at the golf academy Adams spent 19 years at the Woodlands Country Club in Columbia, S.C. He served the Woodlands as head golf professional, director of golf and for the final three and a half years as general manager. While at the Woodlands, Adams worked with several members of the University of South Carolina women's golf team who used the Woodlands as their home course.

Adams is a member of the Professional Golfers Association of America, an organization he has been associated with for more than 30 years, and he is a member of the PGA's Quarter Century Club. While in the Carolinas, Adams served on the Carolinas PGA Section Board of Directors and also served on the section's rules and tournament committee.

Adams graduated from Thomas Heyward Academy in Ridgeland South Carolina, and received a bachelor's of science degree in Business Administration from Newberry College in Newberry South Carolina in 1977.

Adams has one son, Michael Adams Junior.





STACY LEWIS VOLUNTEER COACH

The most decorated player in Razorback history returns in 2011-12 as Arkansas' volunteer assistant coach.

Stacy Lewis will remain in Northwest Arkansas between professional appearances to work with the women's golf team.

"Having Stacy return as part of our staff will let us take advantage of her knowledge of the game, her experience with winning and will be a definite asset in recruiting," head coach Shauna Estes-Taylor said.

Lewis finished her career as a four-time All-Southeastern Conference and four-time

All-American. She won a pair of SEC Championship titles, first as a freshman in 2005, and again as a senior in 2008.

One of the highlights of Lewis' career came in 2007 when she won the NCAA Championship in Florida. She was presented with the Dinah Shore Trophy that year as well.

In addition to a successful golf career, Lewis earned numerous academic and community service honors. She was a two-time *ESPN The Magazine* Academic All-American and a four-time SEC Academic Honor Roll selection.

Lewis was a two-time member of the SEC Community Service team and was the SEC's scholar-athlete for golf in 2008.

A short-game and course management expert, Lewis' collegiate and professional experience will help current Razorbacks follow in her footsteps.



JEREMY BRAZIEL ASSISTANT ATHLETIC TRAINER

Jeremy Braziel took over as the women's golf and women's basketball athletic trainer in October 2006.

In addition to his athletic training duties he oversees a graduate assistant handling the Razorback swimming and diving team. Braziel is also the Athletic Training Room's lead on emergency action planning, Olympic Sports purchasing and ordering and Olympic sport athletic training room facility maintenance.

Braziel came to Arkansas from the University of Tennessee at Martin where he

handled the day-to-day athletic training needs of the football team. In addition, Braziel was an adjunct instructor at UT-Martin.

During his three-and-a-half-year tenure with UT-Martin, Braziel also was responsible for designing and implementing an emergency action plan, handling bidding and ordering of supplies, supervising students, coordinating insurance payments and overseeing the university's drug testing procedures.

Braziel has completed his graduate course work at Ohio State University towards his master's degree in allied health management. He worked with the women's ice hockey and volleyball teams while with the Buckeyes.

A 2000 graduate of Oklahoma State University with his bachelor's degree in athletic training, Braziel worked with the Cowgirls basketball team among other assignments.

In addition to his collegiate athletic training experience, Braziel has worked with several professional football teams including the Dallas Cowboys and Philadelphia Eagles, but perhaps his most unique resume line is working with NFL Europe, serving as an athletic trainer for the Scottish Claymores in Glasgow.

Along with women's basketball, Braziel will serve as the athletic trainer for the Razorbacks' nationally-ranked women's golf team.

Braziel and wife, Diana, have a son, Chase, and reside in Fayetteville.



MONICA JONES ACADEMIC COUNSELOR

Monica Jones returned to Arkansas in December 2008 as the Associate Director of Academics.

Jones earned her bachelor of arts in psychology in 1995 from the University of Arkansas and completed her master's degree in counseling in 1999 at Arkansas. She worked as a graduate assistant in the athletic department's academic center while completing her master's degree. Jones served as the director of the multicultural student services and an academic advisor in the college of education and health professions while at

Arkansas.

In 2002, Jones moved to a position at the University of Louisville and served as the Assistant Director for Campus Life with the Cardinals. Under that title, she administered the non-academic disciplinary process, assisted with diversity programs and served as an advisor to both the National Pan-Hellenic Council as well as the university's supreme court for Student Government. While at Louisville, she also served as the Assistant Director of Advising where she worked with freshman and sophomore students in the College of Arts and Sciences. She supervised an advising staff, coordinated the orientation course for the College, and completed other administrative functions.

Jones was selected for the National Academic Advising Association 2011 Emerging Leader Program and serves on the Professional Development Committee.



JOSH MORGAN STRENGTH COACH

Josh Morgan began his career with the Razorbacks in 2004 as the director of swimming and diving operations. He moved into the Razorback weight room as a strength coach in 2009 and works with women's golf, swimming and diving and men's track and field.

Prior to Arkansas, Morgan was an assistant dean of students at The Bolles School in Jacksonville, Fla., where he assisted with the Bolles swim camps for three years under Poppell. He was also a member of the board-

ing staff and a defensive backs coach for the Bulldogs' football team.

The Jacksonville, Fla., native earned his bachelor's degree in history in 2000 from the University of Florida. After graduating, Morgan was an assistant football coach at Hampden-Sydney College for one year before a short stint as a teacher at Dupont Middle School in Jacksonville, Fla.

Morgan is the oldest son of John and Vicky Morgan and has two sisters, Alissa and Taylor. He earned his master's degree in history from Arkansas.

ASK THE COACH

The Arkansas Media Relations Office began work on the this media guide in late summer we had question about the 2011-12 women's golf season. So we sat down with head coach Shauna Estes-Taylor and put those questions to the Razorback skipper. Here's a look at the questions and answers from the Razorback head coach.

WHAT ARE THE TEAM EXPECTATIONS FOR THE 2011-12 SEASON?

I don't ever like to put expectations on my teams. They are very special to me as Mike and I spend a lot time in the recruiting process to bring in the right fit for our style of teaching and coaching. I always tell the team that there are two things that we can control: first, how hard we work/how prepared we are and, second, how fit we are. If we focus on those two things, any goal this team sets is attainable. In the game of golf, there are so many factors that we have no control over, but if we keep our focus on those things we can control then we will have a special season!

HOW IS THIS TEAM/SEASON DIFFERENT THAN OTHERS YOU HAVE COACHED?

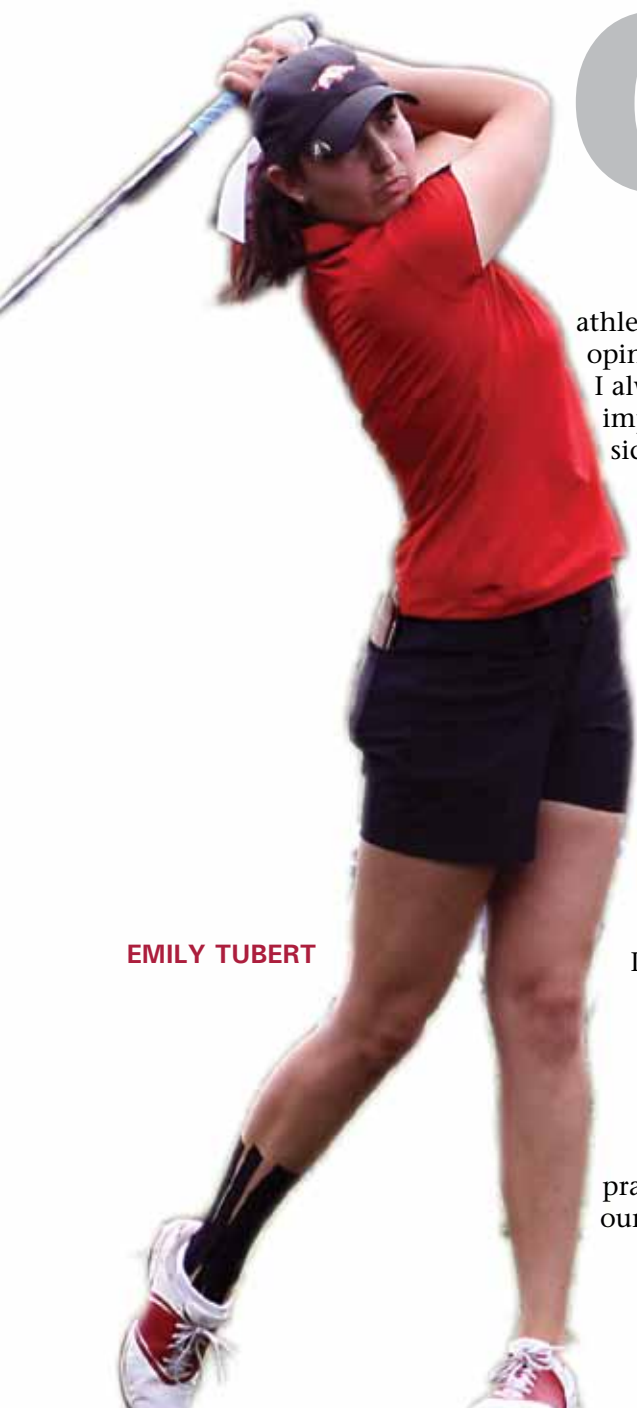
I am so excited to get started with this team. We have no seniors but a group with a ton of great leadership! They are all so hungry to learn and grow their games. As a coach, that is all you can ask for in a group. This year will be a very different team dynamic as many of the student-athletes were friends prior to coming to Arkansas. That will be huge in developing our team chemistry because they already know a lot about each other. I always tell the team that team chemistry is worth a shot or two and its an important element to every teams success. I believe we have that on our side from the very beginning this year!

WHAT ARE THIS YEARS TEAM'S STRENGTHS?

This teams' strength will be there willingness to learn. They have already called me with questions and ideas this summer and that excites me. They love to talk about how they can improve and all of them love to practice and compete. Their strength lies in them wanting to learn and get better.

WHAT ARE THE AREAS YOU ARE WORKING TO IMPROVE?

I think with a young group, it's important to give them a road map for success. Our team motto this year is: Road Map for Success: "There is no traffic on the extra mile". It will be important that we give this group very clear objectives everyday both in the gym, in practice, and on the golf course. If we lay it out like this and they believe in our Map then we can do some very special things this coming year.

EMILY TUBERT

2011-12 ALPHABETICAL ROSTER

NAME	YEAR	HEIGHT	HOMETOWN/PREVIOUS SCHOOL	AVE.
Rachel Carpenter	R-SO	6-0	Suffolk, Va./Northstar Academy	82.00
Emma Lavy	R-SO	5-6	Fayetteville, Ark./Fayetteville	75.78
Hally Leadbetter	FR	5-7	Bradenton, Fla./The Pendleton School	NA
Audrey Monssoh	FR	5-6	Howey-In-The-Hills, Fla./Gary Gilchrist Golf Academy	NA
Emily Podzielinski	R-SO	5-4	Noblesville, Ind./Noblesville/Eastern Mich.	NA
Meagan Roberts	JR	5-10	Ocean Springs, Miss./Ocean Springs	77.83
Emily Tubert	SO	5-11	Burbank, Calif./John Burroughs	72.16
Victoria Vela	JR	5-3	Mansfield, Texas/Mansfield	75.92

Head Coach: Shauna Estes-Taylor (Georgia, 2000) - Fifth Season

Assistant Coach: Mike Adams (Newberry College, 1977) - Fifth Season



EMMA LAVY

QA HOW DOES THIS YEAR'S RECRUITING CLASS IMPACT THE TEAM?

QA

Audrey Monssoh and Hally Leadbetter will be in the hunt in every qualifying we have. I fully expect them to come in and impact our team both on and off the golf course in a positive way. They both come from very great golf academies in Florida and will transition into the college golf life very easily. They will have an opportunity to play a lot for us now and in the future.

QA WHAT DOES IT MEAN TO HOST THE SEC CHAMPIONSHIP?

QA

In college golf, we don't have the opportunity to get a home court or home field advantage very often. We are so excited to not only host this prestigious championship, but to showcase our home. We are very proud of our University and of our golf facility here at The Blessings. It is an awesome place and a great test of golf. I always tell people that Fayetteville is a hidden gem and now we get to share it with the other SEC schools in April. It will give our fans and supporters a chance to come out and see us compete. This will be a fun group to watch here at home and I know they are extremely excited to show-off our place to their competitors as well.



VICTORY VELA

WHAT DO YOU WANT FANS AND OTHER TEAMS TO KNOW ABOUT ARKANSAS GOLF?

QA

I think the most important thing to know about Arkansas golf is that Mike (Adams) and I want this to be that golf school that people say: "wow-they are doing something special there in Fayetteville". My team mission statement is one that I think embodies what we are trying to do: "Recruit and nurture young women who excel both on the golf course and in the classroom. Our success will be measured by setting and reaching both our academic and athletic goals while striving for integrity, excellence, and honor in everything that we do." If we continue to create an environment that produces this mission, my hope is that we will leave a legacy that will forever put Arkansas women's golf on the map.



NCAA FALL PREVIEW

*Vanderbilt Legends Course
Franklin, Tenn.
Par TBA || TBA Yards
Vanderbilt University, Host
Sept. 23-25, 2011*

2011 Field.....# Teams
TBA

Arkansas at the event..... 11th (2008)

2010-11 Results

1	Alabama.....	286-280-283=849
2	LSU.....	287-283-280=850
3	So. California.....	289-282-285=856
4	Duke.....	293-287-280=860
5	Georgia.....	277-297-290=864
6	Vanderbilt.....	284-290-292=866
7	UCLA.....	293-287-289=869
8	Virginia.....	301-290-28=877
9	Tulane.....	294-296-288=878
10	Purdue.....	300-293-290=883
11	Michigan State.....	299-300-295=894
12	Auburn.....	296-297-302=895
T13	Texas.....	299-298-301=898
T13	Wake Forest.....	295-299-304=898
15	Pepperdine.....	307-303-289=899
16	Texas A&M.....	297-306-299=902
17	Stanford.....	307-298-305=910
18	Tennessee.....	306-298-308=912

LADY TAR HEEL INVITATIONAL

*Finley Golf Course
Chapel Hill, N.C.
Par TBA || TBA Yards
University of North Carolina, Host
Oct. 7-9, 2011*

2011 Field.....xx Teams

Alabama, Arkansas, Auburn, Coastal Carolina, Duke, Georgia, LSU, Louisville, Michigan State, North Carolina, North Carolina State, Ntre Dame, South Carolina, Tennessee, UTC, Tulane Virginia, Wake Forest.

Arkansas at the event..... 12th (1998)

2010-11 Results

1	Alabama.....	277-274-285=836
2	LSU.....	285-285-278=848
3	Duke.....	288-278-285=851
4	Virginia.....	290-289-283=862
5	North Carolina.....	294-284-288=866
6	Michigan State.....	289-292-289=870
7	Tulane.....	289-296-287=872
T8	Vanderbilt.....	298-287-289=874
T8	Georgia.....	295-288-291=874
10	Wake Forest.....	291-288-297=876
T11	South Carolina.....	291-297-290=878
T11	Louisville.....	301-291-286=878
T13	Auburn.....	293-288-299=880
T13	Texas A&M.....	292-291-297=880
15	Florida.....	288-301-292=881
16	Florida State.....	299-292-299=890
17	Denver.....	299-295-304=898
18	North Carolina St.....	302-303-303=908

SEC-PAC 12 CHALLENGE

*Holston Hills Country Club
Knoxville, Tenn.
Par 72 || TBA Yards
University of Texas, Host
Oct. 21-23, 2011*

2011 Field.....21 Teams

Alabama, Arkansas, Auburn, Florida, Georgia, Kentucky, LSU, Ole Miss, Mississippi State, South Carolina, Tennessee, Vanderbilt, Arizona, .Arizona State, California, Colorado, Oregon, Oregon State, Stanford, UCLA, USC, Washington, Washington State

2010-11 Results (top 11)

1	UCLA.....	285-281-290=856
2	Alabama.....	289-286-292=867
3	So. California.....	294-291-290=875
4	Arizona.....	286-292-299=877
5	Auburn.....	286-289-304=879
T6	Stanford.....	293-289-300=882
T6	Georgia.....	293-293-296=882
8	Tennessee.....	291-293-302=886
T9	Washington.....	287-295-308=890
T9	California.....	290-291-309=890
11	ARKANSAS.....	288-296-307=891

t18	Kelli Shean.....	71-72-76=219
t27	Victoria Vela.....	75-72-76=223
t38	Corinna Rees.....	71-77-77=225
t38	Emily Tubert.....	71-76-78=225
t65	Emma Lavy.....	76-76-79=231

BETSY RAWLS LONGHORN CLASSIC

*University of Texas Golf Course
Austin, Texas
Par 71 || 7,412 Yards
University of Texas, Host
Oct. 31-Nov. 2, 2011*

2011 Field.....# Teams
TBA

Arkansas at the event..... 3rd (2009)

2010-11 Results

1	1 UCLA.....	295-290-299=884
2	7 Arizona.....	301-285-304=890
3	25 Texas A&M.....	299-290-308=897
4	22 TCU.....	298-301-302=901
5	35 Texas.....	296-306-305=907
6	10 Stanford.....	302-300-307=909
7	17 Vanderbilt.....	300-302-311=913
8	30 Oregon.....	299-302-320=921
9	23 New Mexico.....	305-300-320=925
10	44 Chattanooga.....	315-301-311=927
11	42 Notre Dame.....	303-310-317=930
12	41 Northwestern.....	301-314-319=934
T13	32 Washington.....	305-315-318=938
T13	24 UC Davis.....	311-313-314=938
15	45 Tulsa.....	317-319-310=946
16	35 Texas (B).....	310-316-321=947
17	Oklahoma.....	313-317-323=953

PUERTO RICO GOLF CLASSIC

*Rio Mar Country Club (River Course)
Rio Grande, Puerto Rico
Par TBA || TBA Yards
Purdue University, Host
Feb. 12-14, 2012*

2012 Field.....# Teams
TBA

Arkansas at the event..... xx

2010-11 Results

1	Alabama.....	
2	Iowa State.....	
3	Florida State.....	
4	Purdue.....	
5	Georgia.....	
t6	Kent State.....	
t6	Northwestern.....	
8	TCU.....	
9	Oklahoma.....	
10	Oregon.....	
11	Auburn.....	
12	S Methodist.....	
13	Michigan.....	
14	Indiana.....	
15	Texas Tech.....	
16	Penn State.....	
t17	Oklahoma State.....	
t17	NC State.....	

DARIUS RUCKER INTERCOLLEGIATE

*Long Cove Club
Hilton Head Island, S.C.
Par TBA || TBA Yards
TBA, Host
March 2-4, 2012*

2012 Field.....21 Teams

Alabama, Arkansas, North Carolina, Tennessee

Arkansas at the event..... First Appearance

2010-11 Results

First year for event is 2011-12

SUNTRUST GATOR INVITATIONAL

Mark Bostick Golf Course
Gainesville, Fla.
Par 70 || 6,002 Yards
University of Florida, Host
March 16-18, 2012

2012 Field.....# Teams
TBA

2010-11 Results (top 10)

1	34 Florida	280-292-293=865
2	38 Florida State	295-294-294=883
3	30 Ohio State	299-300-296=895
4	29 Colorado	300-296-300=896
5	22 ARKANSAS	298-296-305=899
T6	11 Iowa State	302-294-305=901
T6	46 Coastal Carolina	290-306-305=901
T6	35 Chattanooga	297-304-300=901
9	Augusta State	307-302-302=911
10	28 Kent State	296-314-303=913

T3	Emily Tubert	76-71-69=216
T21	Corinna Rees	69-75-81=225
T43	Kelli Shean	79-75-77=231
T47	Victoria Vela	76-75-81=232
T47	Emma Lavy	77-77-78=232

**LIZ MURPHEY COLLEGIATE CLASSIC**

UGA Golf Course
Athens, Ga.
Par 72 || TBA Yards
University of Georgia, Host
March 30-April 1, 2012

2012 Field.....# Teams
TBA

2010-11 Results (top 10)

1	2 Alabama	286-291-283=860
T2	4 Duke	291-296-281=868
T2	5 Purdue	284-297-287=868
4	12 ARKANSAS	294-298-277=869
5	28 Florida	300-293-277=870
T6	18 Auburn	294-297-280=871
T6	13 Georgia	291-294-286=871
8	26 Notre Dame	302-286-284=872
9	16 Wake Forest	294-297-285=876
10	22 Michigan State	296-296-286=878

2	Emily Tubert	72-73-69=214
T11	Kelli Shean	78-77-69=223
T19	Emma Lavy	76-75-76=227
T63	Victoria Vela	80-81-71=232
T95	Corinna Rees	80-83-76=239

**SOUTHEASTERN CONFERENCE
WOMEN'S GOLF CHAMPIONSHIP**

Blessings || Johnson, Ark.
Par TBA || TBA Yards
SEC, University of Arkansas, Host
April 20-22, 2012

2012 Field.....12 Teams

Alabama, Arkansas, Auburn, Florida, Georgia, Kentucky, LSU, Ole Miss, Mississippi State, South Carolina, Tennessee, Vanderbilt

Arkansas at the event.....4th

2010-11 Results

1	17 Auburn	283-290-291=864
2	3 Alabama	291-291-293=875
3	8 LSU	287-300-300=887
4	12 ARKANSAS	289-305-298=892
5	37 South Carolina	302-304-287=893
6	14 Tennessee	285-308-302=895
7	21 Vanderbilt	295-307-295=897
8	11 Georgia	292-309-298=899
9	26 Florida	301-310-296=907
10	Kentucky	315-304-308=927
11	41 Mississippi	316-314-301=931
12	Mississippi State	315-324-316=955

T4	Emily Tubert	69-72-74=215
T12	Emma Lavy	74-73-74=221
T36	Victoria Vela	73-78-80=231
T38	Kelli Shean	73-83-76=232
T38	Corinna Rees	76-82-74=232

NCAA REGIONAL CHAMPIONSHIPS

May 10-12, 2012

West.....Erie, Colo.

Colorado National, Univ. of Colorado, host

Central.....Columbus, Ohio

OSU Golf Course, Ohio State, host

East.....State College, Penn.

PSU Golf Course, Penn State, host

Arkansas at the event.....10 appearances
9 consecutive; 4th (program best)

2010-11 Results (top 8)

1	UCLA	291-301-298=890
2	LSU	295-303-296=894
3	Minnesota	301-297-299=897
4	ARKANSAS	307-303-289=899
5	Notre Dame	298-305-298=901
6	Ohio State	306-301-298=905
7	Stanford	302-306-300=908
8	Wake Forest	312-304-293=909

T3	Emily Tubert	75-69-75=219
T14	Kelli Shean	72-79-73=224
T41	Corinna Rees	78-78-74=230
T50	Emma Lavy	82-80-69=231
T56	Victoria Vela	82-77-73=232

NCAA CHAMPIONSHIP

Vanderbilt Legends Course
Nashville, Tenn.
Par TBA || TBA Yards
NCAA, Vanderbilt University, Host
May 23-26, 2012

2012 Field.....24 Teams

Arkansas at the event.....15th (program best)

2010-11 Results (top 10)

1	UCLA	289-295-294-295=1173
2	Purdue	292-295-298-292=1177
3	LSU	292-296-303-290=1181
4	Virginia	291-300-299-296=1186
T5	ARKANSAS	305-296-296-293=1190
T5	So California	302-302-292-294=1190
7	Texas A&M	295-294-302-300=1191
T8	Alabama	301-303-297-292=1193
T8	North Carolina	305-293-297-298=1193
T10	Florida	294-298-309-295=1196
T10	Vanderbilt	297-294-304-301=1196

2	Kelli Shean	75-71-70-68=286
T19	Emily Tubert	76-73-71-74=294
T69	Emma Lavy	80-74-78-74=306
T88	Victoria Vela	77-79-77-77=310
T113	Corinna Rees	77-79-77-86=319



MEAGAN ROBERTS

JUNIOR ♦ 5-10 ♦ 2L

OCEAN SPRINGS, MISS. ♦ OCEAN SPRINGS HS

AMATEUR CAREER

Meagan Roberts took part in four events in the summer of 2010. She opened with a pair of qualifiers first from the U.S. Women's Open followed by the U.S. Women's Amateur. She moved on the North & South Amateur Championship posting an 81 and took part in the inaugural Hooter Women's Collegiate Team Championship with Razorback teammate Victoria Vela.

Roberts got a jump start bonding with her Razorback teammates playing in the 79th Women's Trans National Golf Association Amateur Championship in Loudon, Tenn. Roberts carded a 167 in the stroke play portion of the tournament.

AS A SOPHOMORE (2010-11)

Meagan Roberts made the cut for a pair of events with the Razorbacks as a sophomore in 2010-11. Roberts opened the season with the team in the first event of the at the Susie Maxwell Berning Classic posting a career-best finish with a tie for 24th overall. Roberts shot a career-best 232 (77-75-60) at the event. She also took part in the Las Vegas Collegiate Showdown shooting 235 (82-73-80) where she shot her collegiate best round with a 73 on the second day.

In the classroom, Roberts earned her second selection to the Southeastern Conference Academic Honor Roll and is a multiple semester member of the Razorback Athletic Department Academic Honor Roll.

AS A FRESHMAN (2009-10)

Roberts competed in one event as a true freshman in 2009-10, taking part in the Kinderlou Challenge in Valdosta, Ga. She helped Arkansas to a 13th-place finish while carding a 20-over 239. Her scorecard included rounds of 77-83-79 with 77 standing as her then-best collegiate round. Roberts was selected to the Southeastern Conference Freshman Academic Honor roll as well as the Razorback Athletic Department Academic Honor Roll in 2010.

PRIOR TO ARKANSAS

Roberts is an Ocean Springs, Miss., native where she won the 2009 Mississippi High School State Championship. She shot a record-setting nine-under 135 (68-67) in two rounds capturing medalist honors. Roberts' most recent win came at the Mississippi Girls Junior State Amateur Championship with an even par 144 (74-70). Roberts earned Female Athlete of the Year for Golf honors from the Mississippi Sports Hall of Fame as a senior.

The winner of the 2007 AJGT Match Play Championship, Roberts was also the runner-up at the AJGT Stroke Play Tour Championship. Roberts' prep career includes the 2008 Junior World Championship in San Diego, Calif., where she posted a third-round 70.

PERSONAL

Born Nov. 13, 1990, Meagan Hope Roberts is one of four children to Bill and Linda Roberts of Ocean Springs, Miss. She has three older sisters, McCall, Erica and Nicole. Nicole is an Arkansas alum and is now the chief resident of internal medicine at the Medical College of Georgia.



ROBERT'S CAREER TOTALS

SEASON	NO. TOUR	NO. RDS.	AVG. SCORE	VS. PAR	LOW RD.	PAR OR BETTER	WINS	BEST FIN.
2009-10	1	3.0	79.67	6.67	77	0	0	T64
2010-11	2	6.0	77.83	5.83	73	0	0	T24
Career	3	9.0	78.44	6.11	73	0	0	T24

CAREER RESULTS

2010-11 (Sophomore Season)

Date	Event	Place	Score	To Par
Sept. 24-26	Susie Maxwell Berning Classic	T24	77-75-80 = 232	+16
Oct. 25-27	Las Vegas Collegiate Showdown	T76	82-73-80 = 235	+19

2009-10 (R-Freshman Season)

Date	Event	Place	Score	To Par
March 1-2	Kinderlou Forest Challenge	T64	77-83-79 = 239	+20

ROBERTS' QUICK FACTS

- Career Low: 73, second round Las Vegas, 2010
- Career Best: 232 (77-75-80), Susie Maxwell, 2010
- Three tournaments and nine rounds in two seasons as a Razorback
- Member of the Southeastern Conference Academic Honor Roll (2010, 2011)
- Member of the Arkansas Athletic Department Honor Roll (2010, 2011)





VICTORIA VELA

JUNIOR ♦ 5-3 ♦ 2L

MANSFIELD, TEXAS ♦ MANSFIELD TIMBERVIEW HS

AMATEUR CAREER

Victoria Vela made another strong showing at the Texas Women's Open in the summer of 2011. For the second consecutive year, Vela finished as the low amateur in the professional event, moving up to tie for third overall. Vela counted back-to-back 69's for 138, just five strokes off the lead.

Vela parlayed a strong freshman season into a solid summer in 2010. She opened play with a tie for sixth place at the Texas Women's Open draining a 33-foot birdie putt on the second playoff hole finishing as the top amateur at the event. She carded a 72-73=145. Vela also competed at the inaugural Hooters Women's Collegiate Championship.

and was the highest finishing amateur at the event. Vela also competed in the inaugural Hooters Women's Collegiate Championship before returning to campus.

Vela joined her future Razorback teammates in the summer of 2009 playing in the 79th Women's Trans National Golf Association Amateur Championship in Loudon, Tenn. Vela opened play with a 155 in stroke play finishing tied for 38th overall. She advanced to the match play portion of the tournament falling in the first round.

AS A SOPHOMORE (2010-11)

Vela emerged as one of the most constant players on the team as a sophomore in 2010-11. Vela took part in all 12 events shaving nearly a stroke off her freshman average finishing fifth on the team with a 75.92 mark. Vela posted a career-best finish in a tie for seventh at the LSU Invitational helping the Razorbacks in a dramatic two-round comeback after a tough opening round. Her score of 222 (76-73-73) is the second lowest of her collegiate career. Vela also finished tied for 12th in the first tournament of the year, the Susie Maxwell Berning Classic, in her second-best career place.

Vela shines in the classroom and earned her second consecutive selection to the National Golf Coaches Association All-Scholar Team in 2011. She is a four-semester member of the Razorback Athletic Department Honor Roll as well as the Southeastern Conference Academic Honor Roll for the spring semester.

AS A FRESHMAN (2009-10)

Vela had a solid first season of collegiate golf in 2009-10. She took part in eight events and was second on the team with a 74.99 stroke average. Vela's top performance came with a tie for 20th overall at the Liz Murphey Collegiate Classic. She posted her lowest collegiate round with a 210 at the Southeastern Conference Championship shooting 70-73-76.

In the classroom, Vela earned selection to the National Golf Coaches Association All-Scholar team as well as the Southeastern Conference Freshman Academic and the Arkansas Athletic Department Honor Rolls.

PRIOR TO ARKANSAS

Vela hails from Mansfield, Texas, where she was the district and regional champion as a senior with the Wolves. Vela captured a runner-up finish at the 2009 State Championship shooting a 147 (72-75) and she finished her career winning seven of 10 tournaments. A two-time Texas District 15-4A medalist, Vela won three consecutive high school tournaments as a junior. Her lowest two-day total is a 143 and her best round is a 69. Vela is the Fort Worth Star Telegram Player of the Year for 2008 and was a Dallas Morning News First-Team selection as a high school senior.

In addition to golf, Vela is a member of the National Honor Society and Key Club.

VELA'S CAREER TOTALS

SEASON	NO. TOUR	NO. RDS.	AVG. SCORE	VS. PAR	LOW RD.	PAR OR BETTER	WINS	BEST FIN.
2009-10	8	24.0	76.17	4.29	69	4	0	T20
2010-11	12	37.0	75.92	4.16	71	3	0	T7
Career	20	61.0	76.02	4.21	69	7	0	T7



CAREER RESULTS

2010-11 (Sophomore Season)

Date	Event	Place	Score	To Par
Sept. 24-26	Susie Maxwell Berning Classic	T12	76-75-74=225	+9
Oct. 8-10	Mercedes Benz Collegiate	T38	79-75-71=225	+9
Oct. 25-27	Las Vegas Collegiate Showdown	T32	71-75-77=223	+7
Nov. 5-7	Pac 10-SEC Challenge	T27	75-72-76=223	+10
Feb. 21-22	Central District Invitational	T50	76-81-73=230	+14
March 6-7	SunTrust Gator Invitational	T47	76-75-81=232	+12
March 11-13	LSU Invitational	T7	76-73-73=222	+6
March 25-26	Mountain View Collegiate	T39	75-73-76=224	+8
April 1-3	Liz Murphey Collegiate	T63	80-81-71=232	+16
April 15-17	SEC Championship	T36	73-78-80=231	+15
May 5-7	NCAA Central Regional Champ.	T56	72-77-73=232	+16
May 17-20	NCAA Championship	T88	77-79-77-77=310	+22

2009-10 (Freshman Season)

Date	Event	Place	Score	To Par
Oct. 16-18	Mercedes Benz Collegiate	T80	79-78-81=238	+22
Feb. 22-23	Central District Invitational	T44	79-72-79=230	+14
March 1-2	Kinderlou Forest Challenge	T32	77-76-76=229	+10
March 12-14	Tiger/Wave Classic	T24	77-81-69=237	+11
March 26-28	Liz Murphey Collegiate Classic	T20	79-78-72=229	+13
April 2-4	Bryan National Collegiate	T54	78-77-74=229	+13
April 16-18	SEC Championship	T24	70-73-76=219	+6
May 6-8	NCAA Regional Championship	T38	77-77-73=227	+14

VELA'S QUICK FACTS

- Career Low: 69, third round Tiger/Wave Invite, 2010
- Career Best: 219 (70-73-76), SEC Championship, 2010
- Member of the NGCA All-Scholar Team, 2010, 2011
- Member of the Southeastern Conference Academic Honor Roll (2010)
- Two-time NCAA Regional participant (2009, 2010)
- NCAA Championship participant (2010)
- Member of the Arkansas Athletic Department Honor Roll; 2010, 2011

PERSONAL

Victoria Kathryn Vela was born Dec. 14, 1990. She is the oldest of two children to Joe and Diana Vela of Mansfield, Texas. Vela has a younger brother, Troy, and would like to major in finance at Arkansas.





RACHEL CARPENTER

SOPHOMORE ♦ 6-0 ♦ 1L

THROGGS NECK, N.Y. ♦ NORTHSTAR ACADEMY

AS A SOPHOMORE (2010-11)

Rachel Carpenter took part in two events with the Razorbacks last season. She made her first appearance in October at the second event of the season at the Mercedes Benz Collegiate. Carpenter finished 80th with a 246 (81-87-78). Carpenter played again in the first event of the spring at the Central District Invitational again shooting a 246 (84-81-81) and finished tied for 72nd.

Carpenter's classroom success continued as she was again on the Southeastern Conference Academic Honor Roll and she has been a multiple semester member of the Razorback Athletic Department Honor Roll.

AS A FRESHMAN (2009-10)

Carpenter redshirted the 2009-10 season. She earned a spot on the Southeastern Conference Freshman Academic Honor Roll for her performance in the classroom.

PRIOR TO ARKANSAS

Carpenter joined the Razorbacks from Suffolk, Va., where home schooling under the direction of the Northstar Academy helped her focus on golf. The family recently (2011) moved to Throggs Neck, N.Y.

Carpenter is a two-time qualifier for the U.S. Girls' Junior, a three-time participant in the Kathy Whitworth Invitational and was the youngest player to win the SJGT Tournament of Champions, picking up the title when she was just 13 years old. She posted her career-best round of 68 at the 2009 Sally Amateur at Oceanside Country Club in Ormond Beach, Fla., in January. Carpenter shot a 69 in Portsmouth, Va., at the 2008 Virginia State Junior Girls' Championship and has carded several rounds of 71 as a junior golfer.

A member of the Southeastern Junior Golf Tour (SJGT), Carpenter earned medalist honors at the UGA Autotrader.com Invitational with an 83-75 and had several runner-up finishes.

PERSONAL

Rachel Kathryn Carpenter was born Oct. 5, 1990, and is the daughter of U.S. Navy (ret.) RADM Wendi B. Carpenter, President of SUNY Maritime College. Carpenter has a brother, Jordan, who is a member of the University of South Carolina at Beaufort men's golf team. Carpenter is majoring in international relations with a minor in European studies at Arkansas.



CARPENTER'S CAREER TOTALS

SEASON	NO TOUR	NO RDS.	AVG. SCORE	VS. PAR	LOW RD.	PAR OR BETTER	WINS	BEST FIN.
2010-11	2	6.0	82.00	10.00	78	0	0	T72
Career	2	6.0	82.00	10.00	78	0	0	T72

CAREER RESULTS

2010-11 (Sophomore Season)

Date	Event	Place	Score	To Par
Oct. 8-10	Mercedes Benz Collegiate	80	81-87-78 = 246	+30
Feb. 21-22	Central District Invitational	T72	84-81-81 = 246	+30

2009-10 (Freshman Season)

Date	Event	Place	Score	To Par
DNP				

CARPENTER'S QUICK FACTS

- Career Low: 81 (3x), first round, Mercedes Benz, 2010
- Career Best: 246 (2x), Mercedes and Central District, 2010
- Member of the SEC Academic Honor Roll, 2010
- Member of the Arkansas Athletic Department Honor Roll, 2009, 2010





EMMA LAVY

R-SOPHOMORE ♦ 5-6 ♦ 1L

FAYETTEVILLE, ARK. ♦ FAYETTEVILLE HS

AMATEUR CAREER

Emma Lavy's 2011 summer was busy filled with three big tournaments on the amateur circuit. Lavy opened the summer at Pinehurst Country Club where she advanced to the second round of the 109th North and South Women's Amateur Championship.

She followed up with a runner-up finish at the 111th Women's Western National Amateur Championship at Sawgrass Country Club in Florida, falling in the 36-hole final. Lavy had a great week on her road to the finals. She qualified 10th with a two-day total of 145 and won her first match against Sarah Ababa, Davao City, The Philippines, 1 up. She defeated Ellen Ceresko, Jefferson Township, Pa., 3 and 1, in the first round of the second day, and her afternoon match was suspended due to weather and completed on Friday morning. Lavy defeated Erica Popson, a University of Tennessee Volunteer from Davenport, Fla., 5 and 4. Later that day she defeated Vanderbilt University senior, Marina Alex, of Wayne, N.J., 2 up; and then defeated Jackie Chang, a University of North Carolina student from Paradise Valley, Ariz., 4 and 3.

Lavy then joined Razorback teammate Emily Tubert finishing tied for eighth overall in the Hooters Women's Collegiate Team Championship wrapping up her summer play.

Lavy had a good summer after redshirting her first year with the Razorbacks. She played in a U.S. Women's Open qualifier and was leading after the first round. Lavy just missed the cut in the qualifier. She reached the quarterfinals of both the Women's North and South Championship and the Women's Trans Invitational.

Lavy had a busy summer after signing with Arkansas. She finished fifth at the American Junior Golf Association event at Traditions with a 77-78-70. She picked up a second-place finish at the AJGA Junior at Blessings with rounds of 76-76-78) and was 28th at the Rolex Junior Girls Championship with 72-77-80. The summer of 2009-10 saw Lavy compete in a couple of events including the 110th Western National Amateur Championship in Rochester, Minn., reaching the Championship Flight of match play.

AS A REDSHIRT FRESHMAN (2010-11)

Emma Lavy was selected to the Southeastern Conference's All-Freshman team after a more-than-solid first season of golf at Arkansas. Lavy was fourth on the Razorback team with a 75.78 stroke average, and ranked inside the top 10 for freshman in the SEC. Lavy played in all 13 events for Arkansas tying for 12th twice last year. Her tie for 12th in her first-ever NCAA Regional Championship was key in helping Arkansas move from eighth place to fourth for the program's best finish at the event. In addition, Lavy posted a collegiate career-low with a 69 in that final round. Lavy's other tie for 12th came at the MountainView Collegiate where she shot a career-best 218 (75-73-70).

AS A FRESHMAN (2009-10)

Lavy redshirted the 2009-10 season.

PRIOR TO ARKANSAS

Lavy, whose older sister Brittany was a member of the Arkansas women's golf team from 2004-06, is an accomplished player whose career includes a full schedule on the Arkansas State Golf Associations junior circuit as well as junior international experience.

Lavy is a two-time Arkansas High School overall winner as a freshman and senior. In addition, Lavy is the 2008 7A state and conference medalist as well as a four-time all-state and all-conference selection.

LAVY'S CAREER TOTALS								
Season	No Tour	No Rds.	Avg. Score	Vs. Par	Low Rd.	Par or better	Wins	Best Fin.
2010-11	12	37.0	75.78	4.03	69	4	0	T12
Career	12	37.0	75.78	4.03	69	4	0	T12



CAREER RESULTS

2010-11 (Redshirt Freshman Season)

Date	Event	Place	Score	To Par
Sept. 24-26	Susie Maxwell Berning Classic	T18	79-72-77=228	+12
Oct. 8-10	Mercedes Benz Collegiate	T19	73-76-71=220	+4
Oct. 25-27	Las Vegas Collegiate Showdown	T35	73-74-77=223	+8
Nov. 5-7	Pac 10-SEC Challenge	T65	76-76-79=231	+18
Feb. 21-22	Central District Invitational	T62	78-79-77=234	+18
March 6-7	SunTrust Gator Invitational	T47	77-77-78=232	+22
March 11-13	LSU Invitational	T43	74-82-76=232	+16
March 25-26	MountainView Collegiate	T12	75-73-70=218	+2
April 1-3	Liz Murphey Collegiate	T35	76-75-76=227	+11
April 15-17	SEC Championship	T12	74-73-74=221	+5
May 5-7	NCAA Central Regional Champ.	T50	82-80-69=231	+15
May 17-20	NCAA Championship	T69	8-0-74-78-74=306+18	

2009-10 (Freshman Season)

Date	Event	Place	Score	To Par
DNP				

LAVY'S QUICK FACTS

- Career Low: 69, third round NCAA Regional, 2011
- Career Best: 218, MountainView Collegiate, 2011
- Played in all 12 events as a redshirt freshman
- Round of 69 helped Arkansas move from 8th to a program-best fourth place at the NCAA Regional Championship
- Member of the Athletic Department Academic Honor Roll, 2010, 2011

PERSONAL

Emma Lee Lavy was born Dec. 21, 1990, and is the third of five children to Trevor and Kellie Lavy. Sister Brittany is a recent graduate of the University of Arkansas and was a member of the Razorback women's golf team. Hannah, 19, is a student at Arkansas; Olivia is a sophomore in high school and youngest sister, Anna Grace, is an eighth-grader in Fayetteville.





EMILY PODZIELINSKI

R-SOPHOMORE ♦ 5-4 ♦ TR

NOBLESVILLE, IND. ♦ NOBLESVILLE HS/E. MICH.

AS A REDSHIRT SOPHOMORE (2010-11)

Emily Podzielinski redshirted the 2010-11 season at Arkansas after transferring from Eastern Michigan.

PRIOR TO ARKANSAS

Emily Podzielinski was the top player at Eastern Michigan before transferring to Arkansas after her freshman season. While with the Eagles, Podzielinski competed in 11 events finishing with the team's lowest stroke average (76.4). She played 31 rounds shooting a career-best 69 in the second round of the Cardinal Classic. Her career-best was a 223 (75-75-73) at the Indiana Invitational in April and she earned medalist honors at the Cardinal Classic with a two-round three-under 141.

Podzielinski was a three-year letterwinner at Noblesville High, earning all-county and all-conference honors all three seasons. She was the state runner-up as a senior earning all-state honors.

PERSONAL

Emily Podzielinski is one of five children to Eric and Ronda Podzielinski of Noblesville, Ind. She has three brothers, Brandon, Josh and Michael and a sister, Erika.



PODZIELINSKI'S CAREER TOTALS

Season	No Tour	No Rds.	Avg. Score	Vs. Par	Low Rd.	Par or better	Wins	Best Fin.
2009-10*	11	31	76.4	NA	69	3	1	1
Career	11	31	76.4	NA	69	3	1	1

*at Eastern Michigan

CAREER RESULTS

2010-11 (Freshman Season at Eastern Michigan)

Date	Event	Place	Score	To Par
Sept. 12-13	Mary Fossum Invitational	T67	84-80-79=243	+27
Sept. 19-20	Cardinal Classic	1	72-69=141	-3
Oct. 3-4	Nittany Lion Invitational	T9	73-77-78=228	+12
Oct. 12-13	Duramed MAC Preview	T7	77-79-75=231	+15
Oct. 26-27	Ross Resorts at Mid Pines	T17	76-82-76=234	+18
Feb. 27-28	Red Rocks Invitational	T27	79-83=162	+18
March 5-7	Rio Verde Invitational	11	75-74-76=225	+12
March 15-17	Norther Migration Invitational	T29	81-76-74=231	+15
March 29-30	UALR Women's Golf Classic	T19	73-77-75=225	+9
April 10-11	Indiana Invitational	T15	75-75-73=223	+7
April 23-25	Mid-American Conference Champ.	T6	74-72-80=226	+10

PODZIELINSKI'S QUICK FACTS

- Redshirted the 2010-11 season at Arkansas after transferring in
- First player in program history from Indiana
- Career Low: 69, second round, Cardinal Classic*
- Career Best: 223, Indiana Invitational, 2011*

*Results from Eastern Michigan





EMILY TUBERT

SOPHOMORE ♦ 5-11 ♦ 1L

BURBANK, CALIF. ♦ JOHN BURGHOUS HS

AMATEUR CAREER

Emily Tubert enjoyed a summer of success before coming to Arkansas as a freshman in 2010. Her summer highlights include reaching the round of 32 at the 2010 USGA Women's Amateur and a big win at the 2010 U.S. Women's Amateur Public Links Championship in South Bend, Ind., in late June. She worked her way through the match play tree winning her final match 3&2. Tubert followed up the next week with her first look at Blessings playing in the AJGA Rolex Tournament of Champions. Tubert was tied for the lead after the second round and finished second overall shooting 74-72-75-73=294 on her future home course. Tubert was a member of the winning Canon Cup West team in the summer of 2010 and was first at the Under Armour/Vicky Hurst Championship.

AS A FRESHMAN (2010-11)

Emily Tubert wasted no time in making her name known on the collegiate golf scene during her freshman campaign. Tubert won three tournaments, had nine top 10 finishes, earned All-Southeastern Conference and All-America honors while also finding a spot on the National Golf Coaches Association All-Scholar Team. Not bad for someone who had only been playing golf for six years.

Tubert opened her college career with a win at the Susie Maxwell Berning Classic firing a 211 (69-72-70). She followed up with a runner-up finish at the Mercedes Benz Collegiate with a 219 (74-73-72) before winning again at the Las Vegas Collegiate Showdown. Tubert stunned the field in Vegas shooting an 11-under 205 (63-68-74). Her three-day total is the school record as is her first round 63. Tubert's mark of 11-under 205 is the lowest collegiate round in recent NCAA history.

With the spring season underway, Tubert tied for third at the SunTrust Gator Invitational with a 216 (76-71-69) and had sole possession of third the following week at the LSU Invitational shooting 291 (78-70-71). Those events served as a warm-up for her third win of the year at the MountainView Collegiate shooting 207 (68-72-67), tying the second-best three-round total in school history. Tubert then went on to tie for fourth-place at the SEC Championship with a 215 (69-72-74) in Auburn, followed by a tie for third at her first-ever NCAA Regional Championship with a 219 (75-69-75). Tubert finished tied for 19th in her first-ever NCAA Championship becoming the lowest finishing Razorback freshman at the event. She shot 294 (76-73-71-74) tying the fourth-best score over four rounds in program history.

Tubert led the team in scoring average with a 72.16 mark, and was the top-ranked freshman in the SEC earning both SEC First-Team as well as SEC Co-Freshman of the Year honors. She finished the season in the top five in every single-season statistical category and in nearly all of the career categories at Arkansas. She holds school records for rounds played (tied with 37), low round (63), low round versus par (63), low 36 hole total (131) and low 54 hole total (205).

PRIOR TO ARKANSAS

Tubert joins the Razorbacks from Burbank, Calif., where she was a three-year team captain at John Burroughs High. While competing for her high school, Tubert earned four MVP honors, is a two-time Pacific League Champion, earned All-Area Player of the Year in 2008 and 2009, Player of the Decade in 2009, was an All-Area First-Team in 2007, All-Area Second Team in 2006, reached the CIF Finals all four years and the State prelims in 2007 and 2009.

In addition to high school golf, Tubert's career included 14 top 10 finishes in AJGA tournaments. She is a three-time Junior All-American (AJGA Rolex First-Team in 2010,



TUBERT'S CAREER TOTALS

Season	No Tour	No Rds.	Avg. Score	Vs. Par	Low Rd.	Par or better	Wins	Best Fin.
2010-11	12	37.0	72.16	0.41	63	19	3	1
Career	12	37.0	72.16	0.41	63	19	3	1

CAREER RESULTS

2010-11 (Freshman Season)

Date	Event	Place	Score	To Par
Sept. 24-26	Susie Maxwell Berning Classic	1	69-72-70=211	-5
Oct. 8-10	Mercedes Benz Collegiate	2	74-73-72=219	+3
Oct. 25-27	Las Vegas Collegiate Showdown	1	63*-68-74=205*	-11
Nov. 5-7	Pac 10-SEC Challenge	T38	71-76-78=225	+12
Feb. 21-22	Central District Invitational	T30	73-77-76=226	+10
March 6-7	SunTrust Gator Invitational	T3	76-71-69=216	+6
March 11-13	LSU Invitational	3	78-70-71=219	+3
March 25-26	Mountain View Collegiate	1	68-72-67=207	-9
April 1-3	Liz Murphey Collegiate	2	72-73-69=214	-2
April 15-17	SEC Championship	T4	69-72-74=215	-1
May 5-7	NCAA Central Regional Champ.	T3	75-69-75=219	+3
May 17-20	NCAA Championship	T19	76-73-71-74=294	+6

*School Record

TUBERT'S QUICK FACTS

- Career Low: 63, first round, Las Vegas Showdown
- Lowest round in recent NCAA memory
- Career Best: 205, Las Vegas Showdown, 2011
- School record 63 and 205 at Las Vegas
- SEC Co-Freshman of the Year
- NGCA All-American, 2011
- T19 at NCAA Championship is best finish by freshman in program history
- Member of the SEC Academic Honor Roll, 2011
- Member of the Athletic Department Honor Roll, 2011
- Selected to The Spirit International Amateur Golf Championship

AJGA HP Scholastic in 2009 and AJGA Rolex in 2008). Tubert added the CIF SS 2009 crown to her resume winning the event the day after she signed. Tubert's other interests include AJGA Youth Leadership Club, Girls Scouts of America and Habitat for Humanity. She is a participant in the California Scholarship Federation, tutoring middle school math students and she has worked on the Burbank City Rose Float. Tubert was Prom Queen and the quarterback of the winning powderpuff football team as a senior.

PERSONAL

Tubert is one of two daughters of Marcelo and Lori Tubert. Father, Marcelo, was born in Argentina, and Tubert has younger sister, Sarah, who plays volleyball for the USA National Deaf Women's Volleyball Team. She is studying kinesiology, sports and/or nutrition at Arkansas.





HALLY LEADBETTER

FRESHMAN ♦ 5-7 ♦ HS

BRADENTON, FLA. ♦ THE PENDELTON SCHOOL

PRIOR TO ARKANSAS

Hally Leadbetter had five top five finishes in Future Collegians World Tour competition and four top 10s in ASGA events. She finished 10th at the AJGA Innisbrook event as a junior and won the IMG Leadbetter Naples event as a senior. Leadbetter earned Golfweek.com Player of the Week honors in March 2011, after shooting a one-over 145 (70-75) at the Plantation Inn Golf Resort winning by one stroke. Leadbetter has finished inside the top five in all four FCWT Tour events in the 2011 summer.

PERSONAL

Hally May Napier Leadbetter is the daughter of David and Kelly Leadbetter and has two brothers, Andy and James. Father David runs the David Leadbetter Golf Academy within IMG Academies in Bradenton, Fla. Mother Kelly is a former LPGA Tour professional and current instructor.



LEADBETTER'S QUICK FACTS

- Attended David Leadbetter Golf Academy
- Four top five finishes in FCWT Tour play this summer
- Has two brothers, Andy and James





AUDREY MONSSOH

FRESHMAN ♦ 5-6 ♦ HS

HOWEY-IN-THE-HILLS, FLA.

GARY GILCHRIST GOLF ACADEMY

PRIOR TO ARKANSAS

Originally a native of Neuilly Sur Seine, France, France, Audrey Monssoh completed her prep studies at Montverde Academy while studying golf at the Gary Gilchrist Golf Academy for her golf studies in Howey-in-the-Hills, Fla.

Monssoh picked up her first International Junior Golf Tour win in 2009 and posted top five finishes at the Eagle Creek Open and Mission Inn-El Campeon Open as a junior and earned Golfweek.com Player of the Week honors in early November. She was in the hunt at the Plantation Inn Open and Mission Inn Challenge as well. Monssoh also finished eighth at the French Women's Amateur and won the Future Collegians World Tour Mission Inn Challenge in 2010.

In her senior season on the FCWT Junior Golf Tour, Monssoh posted four top five finishes including a season-best runner up finish at the Mystic Dunes Resort Invitational in mid-November. She carded a season-low 150 (74-76) at the Falcon's First Invitational and posted her best round of the year with a 73 at the Reunion Resort Invitational in mid-April.

PERSONAL

Born May, 18, 1993, Monssoh is the daughter of Florent and Marie-Claire Monssoh and has a brother, Brice.



MONSSOR'S QUICK FACTS

- Originally from France
- Attended school in Florida
- Played in several international competitions
- Four top five finishes as senior on FCWT circuit





SHEAN SHINES AT NCAAS

Senior Kelli Shean saved the best for last playing to a runner-up finish at the 2011 NCAA Women's Golf National Championship in Bryan, Texas, in May.

The Cape Town, South Africa, native quietly worked her way through the field moving steadily up the leaderboard each round. Her finish is a personal best at the National Championship and is the second-best finish ever for a Razorback (Stacy Lewis won in 2007).

Shean opened her impressive run with a first-round three-over 75 and was tied for 42nd. She vaulted up the leaderboard Thursday with a second round, two-under 70 that moved Shean into a tie for 10th place overall. Shean was again solid with a third round one-under 71 and bettered her position into a tie for sixth heading into the final round.

On the last day, with darkness falling, Shean was on fire with a four-under 68. She had four birdies and a bogey on the back nine and a birdie on the front finishing just three strokes behind the winner (who had a hole in one on the last day).

Shean finished with a four-day 284 (75-70-71-68) for the second lowest four-round total in Razorback history.

SHEAN, REES DON THE CAP AND GOWN

Seniors Kelli Shean and Corinna Rees traded in their clubs for cap and gowns in May participating in graduation ceremonies.



at the University of Arkansas. The duo enjoyed the moment May 14, and departed with the No. 11 Razorback women's golf team for the NCAA Championship the next day.

"I'm very proud of Corinna and Kelli for their dedication to getting their degree and the hard work they put in to have success in the classroom," Arkansas head coach Shauna Estes-Taylor said. "They have both worked extremely hard for this day and nothing makes me more proud than to see my girls in their cap and gown."

Shean, a Cape Town, South Africa native, is a management major and earned her degree in four years at Arkansas. She is a three-time selection to the Southeastern Conference's Academic Honor Roll and a multiple-time member of the Arkansas Athletic Department Honor Roll.

Rees is a Pebble Beach, Calif., native double majoring in political science and criminal justice at Arkansas. She is a two-time selection to the National Golf Coaches Association All-Scholar team, a three-time All-SEC Honor Roll selection and multiple-time member of the department honor roll.

TWO ALL-AMERICANS FOR ARKANSAS

Emily Tubert and Kelli Shean earned National Golf Coaches Association All-America honors it was announced at the banquet following the National Championship.

Tubert is a first-team selection and Shean earned honorable mention honors after her NCAA Championship runner-up finish.

Tubert finished her freshman campaign leading the team with a 72.16 stroke average. She shot a school record 63 in the first round of the Las Vegas Showdown – a mark that is the lowest collegiate round in recent memory. Tubert picked up three wins as a freshman and finished the year third in the SEC in stroke average. She is 12th in the country in the Golfweek player rankings and ranks among the top five amateurs in the world.

Shean had a solid senior season but moved into All-America territory with her impressive run at the NCAA Championship. She was second for the Razorbacks with a 73.59 stroke average and was Arkansas' top finisher at four events including the NCAA Championship. Shean finished the year ranked 10th in the SEC and 36th in the Golfweek rankings.



SEC HONORS FOR EVERYONE!

Kelli Shean, Emily Tubert, Emma Lavy and Corinna Rees earned Southeastern Conference honors in 2010-11.

Tubert, a freshman from Burbank, Calif., earned SEC Co-Freshman of the Year honors, and is a member of the All-SEC First-Team and All-SEC Freshman Team.

Shean, a senior from Cape Town, South Africa, was an All-SEC Second-Team selection and Lavy, a Fayetteville, Ark., native was selected to the All-SEC Freshman Team.

Tubert won three events as a college freshman and picked up a tie for fourth place in her first SEC Championship last week. She carded a school record 11-under par 205 at the Las Vegas Showdown posted a first round 63 which was a course and event record, a school record and is believed to be the lowest competitive collegiate round in recent memory.

Tubert has a national rating of seven, eight rounds in the 60s this season and 17 rounds at par or better. She is currently the No. 3 ranked player in the SEC and the top-ranked freshman in the league.

Shean was a first-team selection and All-American as a junior and adds another SEC honor to her resume this week with her second-team selection. She is ranked 54th in the country this week, 12th in the SEC and second on the team with a 73.50

stroke average. Shean burst onto the national scene this summer at the 2010 U.S. Women's Open firing a one-under par in the first round to leave the course in the lead. She finished the day tied for second overall and instantly became a media favorite. Although her position did not hold, Shean made the cut and will forever be remembered as having led the U.S. Women's Open as an amateur.

Lavy, a graduate of Fayetteville High, picked up All-SEC Freshman Team honors. Lavy put together a solid showing in her first-ever SEC Championship tying for 12th overall with a 221 with rounds of 74-73-74.

Senior Corinna Rees was selected to the 2011 Southeastern Conference Women's Golf Community Service Team.

Rees, a Pebble Beach, Calif., native is Arkansas' eighth selection in the eight years of the league sponsored program. Rees has joined her Razorback teammates taking part in the Code Red project to bolster attendance at all athletic events, participated in several Life Skills lecture events, took part in the Razorback Finishing Touch and Razorback Fast Track programs, attended events around National Student-Athlete Day and is a member of the Arkansas Student-Athlete Advisory Committee.

As an individual, Rees took part in the Sweat Hawks program helping to promote physical fitness in the elementary schools. Rees takes part in Book Hogs promoting the importance of reading, Special Olympics, participated in the Alpha Phi Sigma Criminal Justice Honor Society softball game, was a mock trial junior for the Arkansas School of Law, took part in Rockin' with the Razorbacks, the Yes We CAN food drive, shop with SAAC top fundraiser and was a walking scorer at the 100th U.S. Open at Pebble Beach.

SHEAN IS A HONDA NOMINEE

Senior Kelli Shean is the second Razorback to become Arkansas' third Honda Sports nominee for golf this year. She joins two-time nominee Stacy Lewis in this distinguished class. Shean's name went on a national ballot with three other student-athletes vying for a spot on the final Honda-Broderick Award ballot.



2010-11 WOMEN'S GOLF AWARDS

SEC Women's Golfer of the Week

Emily Tubert (March 17, 2011)

Emily Tubert (co) (March 29, 2011)

SEC Women's Golf Community Service Team

Corinna Rees

All-SEC Team

Emily Tubert	First Team
Emily Tubert	SEC Co-Freshman of the Year
Emily Tubert	SEC All-Freshman Team
Kelli Shean	Second Team
Emma Lavy	All-SEC Freshman Team

National Golf Coaches Association All-America

-Emily Tubert	First Team
-Kelli Shean	Honorable Mention

NCAA Central Region Team

-Emily Tubert

Women's Golf Honda Sports Award Nominee

-Kelli Shean

Athletic Department Honor Roll

Academic Champion

Fall 2010	Corinna Rees
Spring 2011	Corinna Rees

Athletic Director's List

Fall 2010	Emily Tubert, Victoria Vela
Spring 2011	Rachel Carpenter, Emily Podzielinski, Emily Tubert, Victoria Vela

Honor Roll

Fall 2010	Rachel Carpenter, Emily Podzielinski
Spring 2011	Kelli Shean

SEC Spring Academic Honor Roll

Rachel Carpenter, Emily Podzielinski, Corinna Rees, Meagan Roberts, Kelli Shean, Victoria Vela

SEC Freshman Academic Honor Roll

Emily Tubert

Notables

- Three team tournament wins
- Nine top five finishes including six in a row -Three individual wins (all by Emily Tubert) -Emily Tubert posted school record for round with a 63 and tournament with 205 in Las Vegas -Emily Tubert is the top-ranked United States amateur and No. 3 amateur in the world according to Women's World Amateur Rankings
- Program-best tie for fifth at NCAA Championship
- Senior Kelli Shean NCAA Individual Runner-up

SUSIE MAXWELL BERNING CLASSIC

Norman, Okla./Jimmie Austin OU Golf Course
Sept. 24-26, 2010 || Par 72, 6,327 Yards

TEAM	SCORE	TO PAR
1 ARKANSAS	290-290-291=871	+7
2 Oklahoma	287-288-301=876	+12
3 Tulsa	290-302-302=894	+30
4 Mississippi	297-294-304=895	+31
5 Texas State	312-300-304=916	+52
6 MTSU	309-301-311=921	+57
7 Redlands CC	312-312-313=937	+73
8 Oklahoma City	318-323-322=963	+99

Arkansas Individuals

1 Emily Tubert	69-72-70=211	-5
2 Kelli Shean	69-71-73=213	-3
t12 Victoria Vela	76-75-74=225	+9
t14 Corinna Rees	76-76-74=226	+10
t18 Emma Lavy	79-72-77=228	+12
t24 Meagan Roberts	77-75-80=232 (Ind.)	+16

MERCEDES BENZ COLLEGIATE

Knoxville, Tenn./Holston Hills Country Club
Oct. 8-10, 2011 || Par 72, 6,302 Yards

TEAM	SCORE	TO PAR
1 31 Tennessee	280-284-285=849	-15
2 14 ARKANSAS	291-295-283=869	+5
3 18 Kent State	294-294-286=874	+10
4 29 Mississippi	291-295-289=875	+11
5 12 Notre Dame	295-293-288=876	+12
6 35 TCU	293-291-295=879	+15
7 43 Chattanooga	300-293-289=882	+18
8 UTSA	305-294-287=886	+22
9 Furman	298-293-303=894	+30
10 Kentucky	307-297-293=897	+33
11 James Madison	303-300-297=900	+36
12 Coastal Carolina	304-301-297=902	+38
13 Georgia State	304-294-306=904	+40
14 East Tenn St.	304-314-298=916	+52
15 UNCG	312-309-302=923	+59

Arkansas Individuals

6 Kelli Shean	69-72-72=213	-3
t19 Emily Tubert	74-73-72=219	+3
t19 Corinna Rees	75-75-69=219	+3
t23 Emma Lavy	73-76-71=220	+4
t38 Victoria Vela	79-75-71=225	+9
80 Rachel Carpenter	81-87-78=246 (Ind.)	+30

LAS VEGAS COLLEGIATE SHOWDOWN

Boulder Creek, Nev./Boulder Creek Golf Course
Oct. 25-27, 2010 || Par 72, 6,329 Yards

TEAM	SCORE	TO PAR
1 19 ARKANSAS	277-276-293=846	-18
2 26 Kent State	296-277-296=869	+5
3 11 Arizona	295-276-301=872	+8
T4 35 Louisville	295-279-302=876	+12
T4 33 Washington	294-288-294=876	+12
T6 25 Oregon	299-289-289=877	+13
T6 43 Minnesota	300-281-296=877	+13
8 Missouri	298-288-307=893	+29
9 47 East Carolina	304-278-312=894	+30
10 40 UNLV	296-292-307=895	+31
11 50 New Mexico	303-292-303=898	+34
12 Colorado State	298-295-308=901	+37
13 41 San Diego St.	306-288-311=905	+41
14 Idaho	302-297-307=906	+42
15 UC Irvine	309-293-305=907	+43
16 San Jose State	307-295-314=916	+52
17 Washington State	309-297-314=920	+56

Arkansas Individuals

1 Emily Tubert	63-68-74=205	-11
t2 Kelli Shean	70-67-73=210	-6
t2 Corinna Rees	74-67-69=210	-6
t32 Victoria Vela	71-75-77=223	+7
t35 Emma Lavy	73-74-77=224	+8
t76 Meagan Roberts	82-73-80=235	+19

PAC 10-SEC CHALLENGE

Palo Alto, Calif./Stanford Golf Course
Nov. 5-7, 2010 || Par 71, 6,148 Yards

TEAM	SCORE	TO PAR
1 UCLA	285-281-290=856	+4
2 Alabama	289-286-292=867	+15
3 So. California	294-291-290=875	+23
4 Arizona	286-292-299=877	+25
5 Auburn	286-289-304=879	+27
T6 Stanford	293-289-300=882	+30
T6 Georgia	293-293-296=882	+30
8 Tennessee	291-293-302=886	+34
T9 Washington	287-295-308=890	+38
T9 California	290-291-309=890	+38
11 ARKANSAS	288-296-307=891	+39
12 Vanderbilt	291-302-304=897	+45
13 LSU	316-293-298=907	+55
14 Oregon	307-306-298=911	+59
T15 South Carolina	299-303-310=912	+60
T15 Mississippi	300-299-313=912	+60
17 Kentucky	295-308-320=923	+71
18 Florida	309-298-317=924	+72
19 Oregon State	320-304-305=929	+77
20 Mississippi St.	319-306-316=941	+89
21 Washington St.	315-310-322=947	+95

Arkansas Individuals

t18 Kelli Shean	71-72-76=219	+6
t27 Victoria Vela	75-72-76=223	+10
t38 Corinna Rees	71-77-77=225	+12
t38 Emily Tubert	71-76-78=225	+12
t65 Emma Lavy	76-76-79=231	+18

CENTRAL DISTRICT INVITATIONAL

Parrish, Fla./River Wilderness Golf Club
Feb. 21-22, 2011 || Par 71, 6,099 Yards

TEAM	SCORE	TO PAR
1 16 Iowa State	289-296-283=868	+4
2 4 LSU	293-290-294=877	+13
3 42 Texas A&M	290-294-297=881	+17
4 32 TCU	290-297-300=887	+23
5 18 Michigan State	300-303-285=888	+24
6 43 Northwestern	294-304-295=893	+29
7 26 Ohio State	303-302-290=895	+31
8 22 Kent State	303-293-301=897	+33
9 Michigan	301-302-298=901	+37
10 15 Notre Dame	303-308-293=904	+40
11 13 ARKANSAS	302-309-298=909	+45
12 36 Minnesota	307-300-303=910	+46
13 Indiana	304-312-299=915	+51
14 Baylor	303-314-305=922	+58
15 Missouri	313-321-305=939	+75

Arkansas Individuals

T10 Kelli Shean	75-727-72=219	+3
T30 Emily Tubert	73-77-76=226	+10
T50 Victoria Vela	76-81-73=230	+14
T62 Emma Lavy	78-79-77=234	+18
T72 Rachel Carpenter	84-81-81=246	+20

FLORIDA SUNTRUST GATOR INV.

Gainesville, Fla./Mark Bostick Golf Course
March 6-7, 2011 || Par 70, 6,002 Yards

TEAM	SCORE	TO PAR
1 34 Florida	280-292-293=865	+25
2 38 Florida State	295-294-294=883	+43
3 30 Ohio State	299-300-296=895	+55
4 29 Colorado	300-296-300=896	+56
5 22 ARKANSAS	298-296-305=899	+59
T6 11 Iowa State	302-294-305=901	+61
T6 46 Co. Carolina	290-306-305=901	+61
T6 35 Chattanooga	297-304-300=901	+61
9 Augusta State	307-302-302=911	+71
10 28 Kent State	296-314-303=913	+73
11 Texas Tech	304-303-307=914	+74
12 UCF	298-310-311=919	+79
13 Georgia State	308-294-326=928	+88
14 James Madison	307-312-318=937	+97
15 UNCG	308-317-315=940	+100
16 Stetson	320-321-305=946	+106
17 Missouri	315-313-319=947	+107

Arkansas Individuals

T3 Emily Tubert	76-71-69=216	+6
T21 Corinna Rees	69-75-81=225	+15
T43 Kelli Shean	79-75-77=231	+21
T47 Victoria Vela	76-75-81=232	+22
T47 Emma Lavy	77-77-78=232	+22

LSU GOLF INVITATIONAL

Baton Rouge, La./University Club
March 12-14, 2011 || Par 72, 6,194 Yards

TEAM	SCORE	TO PAR
1 ARKANSAS	305-296-287=888	+24
2 Virginia	301-300-294=895	+31
T3 Alabama	301-300-299=900	+36
T3 Duke	300-302-298=900	+36
T3 Tennessee	305-297-298=900	+36
6 LSU	300-305-297=902	+38
7 Wake Forest	294-307-308=909	+45
8 Texas A&M	298-308-304=910	+46
9 N Carolina State	310-306-295=911	+47
10 Louisville	303-309-302=914	+50
11 Tulane	312-302-304=918	+54
12 TCU	310-309-308=927	+63
13 North Carolina	304-322-302=928	+64
14 South Carolina	319-307-308=934	+70
15 Mississippi	314-309-315=938	+74
16 Furman	310-328-307=945	+81
17 N. Car. Wilmington	328-318-312=958	+94
18 Kentucky	313-324-322=959	+95
19 ULM	332-311-319=962	+98
20 Mississippi St.	316-326-321=963	+99
21 Charleston	323-326-318=967	+103

Arkansas Individuals

3 Emily Tuber	78-70-71=219	+3
T7 Kelli Shean	77-74=71=222	+6
T7 Victoria Vela	76-73-73=222	+6
T43 Corinna Rees	81-79-72=232	+16
T43 Emma Lavy	74-82-76=232	+16

MOUNTAINVIEW COLLEGIATETucson, Ari./MountainView Golf Course
March 25-26, 2011 || Par 72, 6,227 Yards

TEAM	SCORE	TO PAR
1 14 Iowa State	285-284-288=857	-7
2 24 Oklahoma	294-284-285=863	-1
3 12 ARKANSAS	286-292-286=864	E
4 28 Colorado	292-291-290=873	+9
5 39 Minnesota	287-298-298=883	+19
6 Texas Tech	294-297-296=887	+23
7 Texas State	296-297-296=889	+25
8 Missouri	284-307-300=891	+27
9 San Jose State	303-294-296=893	+29
10 Nebraska	308-306-284=898	+34
11 Colorado State	301-307-291=899	+35
12 Gonzaga	299-303-300=902	+38
13 Oregon State	309-297-297=903	+39
14 Kansas State	291-311-302=904	+40
15 Indiana	300-311-296=907	+43
16 Wyoming	295-307-308=910	+46
17 Kansas	307-309-297=913	+49
18 Baylor	313-305-303=921	+57

Arkansas Individuals

1 Emily Tubert	68-72-67=207	-9
T12 Emma Lavy	75-73-70=218	+2
T19 Corinna Rees	72-74-74=219	+3
T36 Kelli Shean	71-75-77=223	+7
T39 Victoria Vela	75-73-76=224	+8

LIZ MURPHEY COLLEGIATE CLASSIC

Athens, Ga./UGA Golf Course

April 1-3, 2011 || Par 72 -- TRADITIONAL SCORING

TEAM	SCORE	TO PAR
1 Florida	305-301-283=889	+25
2 Alabama	298-299-294=891	+27
T3 ARKANSAS	306-306-284=896	+32
T3 Purdue	292-307-297=896	+32
T3 Duke	298-307-291=896	+32
6 Georgia	301-304-293=898	+34
T7 Auburn	305-307-289=901	+37
T7 Wake Forest	303-303-295=901	+37
T9 Notre Dame	311-298-296=905	+41
T9 Virginia	303-303-299=905	+41
T9 Michigan State	304-307-294=905	+41
12 Florida State	302-311-299=912	+48
T13 LSU	315-309-290=914	+50
T13 North Carolina	303-310-301=914	+50
15 Oklahoma	306-310-300=916	+52
16 Ohio State	314-298-305=917	+53
17 Kent State	314-308-302=924	+60
18 South Carolina	307-324-298=929	+65
19 Kentucky	317-315-300=932	+68
20 Chattanooga	315-313-313=941	+77
21 Georgia State	317-313-313=943	+79
22 Furman	316-319-309=944	+80
23 Kennesaw State	308-329-309=946	+82

LIZ MURPHEY COLLEGIATE CLASSIC

Athens, Ga./UGA Golf Course

April 1-3, 2011 || Par 72 -- BEST BALL SCORING

TEAM	SCORE	TO PAR
1 (2) Alabama	286-291-283=860	-5
T2 (4) Duke	291-296-281=868	-7
T2 (5) Purdue	284-297-287=868	-1
4 (12) ARKANSAS	294-298-277=869	-11
5 (28) Florida	300-293-277=870	-11
T6 (18) Auburn	294-297-280=871	-8
T6 (13) Georgia	291-294-286=871	-2
8 (26) Notre Dame	302-286-284=872	-4
9 (16) Wake Forest	294-297-285=876	-3
10 (22) Michigan St.	296-296-286=878	-2
11 (29) Ohio State	300-289-290=879	+2
12 (6) LSU	303-296-281=880	-7
T13 (30) Florida State	293-302-288=883	E
T13 (7) Virginia	294-296-293=883	+5
15 (21) No. Carolina	297-299-288=884	E
16 (25) Oklahoma	295-304-288=887	E
17 (33) Kent State	306-297-288=891	E
18 (38) So. Carolina	296-313-285=894	-3
19 Kentucky	307-303-290=900	+2
20 Furman	304-307-294=905	+6
21 Kennesaw State	295-313-298=906	+10
22 Georgia State	311-302-302=915	+14
23 (32) Chattanooga	310-304-302=916	+14

Arkansas Individuals

2 Emily Tubert	72-73-69=214	-2
T11 Kelli Shean	78-77-69=223	+7
T19 Emma Lavy	76-75-76=227	+11
T63 Victoria Vela	80-81-71=232	+16
T95 Corinna Rees	80-83-76=239	+23

SEC CHAMPIONSHIP

Auburn, Ala./The University Course

April 15-17, 2011 || Par 72 || 6,364

TEAM	SCORE	TO PAR
1 17 Auburn	283-290-291=864	E
2 3 Alabama	291-291-293=875	+11
3 8 LSU	287-300-300=887	+23
4 12 ARKANSAS	289-305-298=892	+28
5 37 South Carolina	302-304-287=893	+29
6 14 Tennessee	285-308-302=895	+31
7 21 Vanderbilt	295-307-295=897	+33
8 11 Georgia	292-309-298=899	+35
9 26 Florida	301-310-296=907	+43
10 Kentucky	315-304-308=927	+63
11 41 Mississippi	316-314-301=931	+67
12 Mississippi State	315-324-316=955	+91

Arkansas Individuals

T4 Emily Tubert	69-72-74=215	-1
T12 Emma Lavy	74-73-74=221	+5
T36 Victoria Vela	73-78-80=231	+15
T38 Kelli Shean	73-83-76=232	+16
T38 Corinna Rees	76-82-74=232	+16

NCAA CENTRAL REGIONAL

South Bend, Ind./Warren Golf Course

May 5-7, 2011 || Par 72 || 6,208 Yards

TEAM	SCORE	TO PAR
1 UCLA	291-301-298=890	+26
2 LSU	295-303-296=894	+30
3 Minnesota	301-297-299=897	+33
4 ARKANSAS	307-303-289=899	+35
5 Notre Dame	298-305-298=901	+37
6 Ohio State	306-301-298=905	+41
7 Stanford	302-306-300=908	+44
8 Wake Forest	312-304-293=909	+45
9 Duke	302-314-297=913	+49
10 Northwestern	302-306-306=914	+50
11 Texas	306-307-303=916	+52
T12 Chattanooga	303-309-305=917	+53
T12 Tulane	313-302-302=917	+53
14 Kent State	304-311-304=919	+55
15 Wisconsin	314-305-310=929	+65
16 North Texas	311-314-310=935	+71
17 Oklahoma State	312-312-313=937	+73
18 Michigan	316-307-315=938	+74
19 Illinois	313-309-318=940	+76
20 East Carolina	315-316-314=945	+81
21 UNLV	318-325-311=954	+90
22 Morehead State	319-326-310=955	+91
23 Illinois State	329-317-320=966	+102
24 Butler	316-325-329=970	+106

Arkansas Individuals

T3 Emily Tubert	75-69-75=219	+3
T14 Kelli Shean	72-79-73=224	+8
T41 Corinna Rees	78-78-74=230	+14
T50 Emma Lavy	82-80-69=231	+15
T56 Victoria Vela	82-77-73=232	+16

NCAA CHAMPIONSHIP

Bryan, Texas/The Traditions Golf Course

May 18-21, 2011 || Par 72 || 6,260 Yards

TEAM	SCORE	TO PAR
1 UCLA	289-295-294-295=1173	+21
2 Purdue	292-295-298-292=1177	+25
3 LSU	292-296-303-290=1181	+29
4 Virginia	291-300-299-296=1186	+34
T5 ARKANSAS	305-296-296-293=1190	+38
T5 So. California	302-302-292-294=1190	+38
7 Texas A&M	295-294-302-300=1191	+39
T8 Alabama	301-303-297-292=1193	+41
T8 North Carolina	305-293-297-298=1193	+41
T10 Florida	294-298-309-295=1196	+44
T10 Vanderbilt	297-294-304-301=1196	+44
12 California	306-292-305-294=1197	+45
13 Tennessee	299-299-306-296=1200	+48
14 Wake Forest	298-307-301-296=1202	+50
15 Arizona	304-295-305-301=1205	+53
16 Washington	312-307-297-293=1209	+57
17 Arizona State	296-303-308-303=1210	+58
18 South Carolina	302-315-298-296=1211	+59
19 Minnesota	305-294-307-307=1213	+61
20 UC Davis	313-305-307-294=1219	+67
21 Ohio State	303-315-298-305=1221	+69
22 Notre Dame	308-310-307-299=1224	+72
23 Stanford	308-305-303-309=1225	+73
24 Co. Carolina	322-302-298-310=1232	+80

Arkansas Individuals

2 Kelli Shean	75-71-70-68=286	-4
T19 Emily Tubert	76-73-71-74=294	+6
T69 Emma Lavy	80-74-78-74=306	+18
T88 Victoria Vela	77-79-77-77=310	+22
T113 Corinna Rees	77-79-77-86=319	+31

CORINNA REES

Corinna Rees elevated her game as a senior playing some of her best and most consistent golf of her collegiate career. Rees earned a traveling spot in 11 of 12 events and finished the year with her best single-season stroke average, a 75.76 mark that is nearly two shots better than her junior season. Her best personal outing of the season came at the Las Vegas Collegiate Showdown where Rees tied for second overall shooting a career collegiate low 210 (74-67-69). As a senior, Rees took part in her first SEC Championship tying for 38th overall while helping Arkansas to a fourth place finish. She also played in her second ever NCAA Regional Championship finishing strong with a two-over 74 in the final round helping the team move from eighth place to fourth in the final standings. Rees was also a member of the traveling party at the NCAA Championships where the Razorbacks finished a program-best tie for fifth as a team.

Rees' success in the classroom continued with her third selection to the National Golf Coaches Association's All-Scholar Team. She earned her fifth consecutive selection to the Southeastern Conference Academic Honor Roll and was multiple semester selection to the Razorback Athletic Department's Academic Honor Roll.

Born Nov. 25, 1988, Corinna Cecilia Rees is the youngest of two daughters to Charles and Deborah Rees of Pebble Beach, Calif. She has an older sister, Carolyn, and she graduated with a double major in political science and criminal justice from Arkansas in May.

Career Stats

	No.	No.	Avg.	vs.	National	Low	Rounds	Par	of	Finish	Best
Season	Tour.	Rds.	Score	Par	Rating	Rd.	in 60's	better	Pct.	Wins	Fin.
2006-07	6	18.0	79.72	8.39	682	73	0	0	30.2%	0	T33
2007-08	2	5.0	81.20	9.20	None	76	0	0	36.8%	0	T56
2009-10	9	27.0	77.89	5.67	420	73	0	0	43.6%	0	T7
2010-11	11	34.0	75.76	4.03	222	67	4	7	58.4%	0	T2
Career	28	84.0	77.62	5.80	--	67	4	7	46.4%	0	T2



The team at Kelli's Wedding this summer

KELLI SHEAN

Kelli Shean put the finishing touches on a great career at Arkansas in May playing to a runner-up finish at the NCAA Championship in Bryan, Texas. It was a whirlwind week for Shean who graduated before leaving to play, played in the National Championship guiding her team to a program-best tie for fifth overall, and followed with her wedding just a few weeks later.

Shean's senior campaign was a good one with six top 10 finishes including three runner-up showings. She earned her second consecutive All-Southeastern Conference selection (second-team) and her second consecutive All-America honor thanks to her spectacular run at the NCAA Championship. In addition to the NCAA Championships, she was second in the first event of the year at the Susie Maxwell Berning Classic and tied for second at the Las Vegas Collegiate Showdown. Her 201 (70-67-73) in Vegas tied her second-lowest collegiate round while her second round 67 tied her best round as a Razorback.

As Shean's collegiate career closed, she ranked second for career rounds played with 134.0, scoring average at 74.40 and was third for finish percentage with a 74.1% and for counting scores with 91.8%.

Born Sept. 10, 1987, Shean is the youngest of four children to Stephen and Dianne Shean of Cape Town, South Africa. She has an older sister, Desray, and older brothers Gary and Trevor. She graduated with a degree in management in May 2011, and married Chandler Rackley in June.

Career Stats

	No.	No.	Avg.	vs.	National	Low	Rounds	Par	of	Finish	Best
Season	Tour.	Rds.	Score	Par	Rating	Rd.	in 60's	better	Pct.	Wins	Fin.
2007-08	12	36.0	76.22	4.47	197	71	0	2	64.8%	0	T18
2008-09	10	28.0	74.79	3.00	86	70	0	7	60.2%	0	T8
2009-10	11	33.0	73.27	1.27	21	67	5	14	85.3%	1	1
2010-11	12	37.0	73.32	1.57	32	67	5	17	84.1%	0	2
Career	45	134.0	74.40	2.57	--	67	10	40	74.1%	1	1

NAME	NO YR	NO TOUR	RDS.	STROKES	AVG. SCORE	VS. PAR	LOW RD.	IN 60S	PAR OR BETTER	FIN. PCT.	BEST WINS	FIN.
Emily Tubert	FR	12	37.0	2679	72.16	0.41 (+15)	63*	10	19	89.9%	3	1 (3x)
Kelli Shean	SR	12	37.0	2723	73.59	1.57 (+58)	67	4	17	84.1%	0	2 (3x)
Corinna Rees	SR	11	34.0	2576	75.76	4.03 (+137)	67	3	7	58.4%	0	T2
Emma Lavy	RFR	12	37.0	2804	75.78	4.03 (+149)	69	1	4	58.8%	0	T12
Victoria Vela	SO	12	37.0	2809	75.92	4.16 (+154)	71 (2x)	0	3	56.6%	0	T7
Meagan Roberts	SO	2	6.0	467	77.83	5.33 (+16)	75	0	0	29.0%	0	T24
Rachel Carpenter	RFR	2	6.0	492	82.00	10.00 (+60)	78	0	0	3.8%	0	T72
TEAM		12	37.0	10,914	294.97	7.95 (294)	276				2	1 (2x)

RESULTS

DATE	TOURNAMENT/COURSE	LOCATION/HOST	RD1	RD 2	RD 3	TOTAL	RECORD
Sept. 24-26	Susie Maxwell Berning Classic Jimmie Austin OU Golf Course	Norman, Okla. Oklahoma	290 1st/8 teams	290	291	871 (+7)	7-0
Oct. 8-10	Mercedes Benz Collegiate Classic Holston Hills Country Club	Knoxville, Tenn. Tennessee	291 2nd/15 teams	295	283	869 (+5)	13-1/20-1
Oct. 25-27	Las Vegas Collegiate Showdown Boulder Creek Golf Course	Boulder City, Nev. UNLV	277 1st/17 teams	276	293	846 (-18)	16-0/36-1
Nov. 5-7	Pac 10-SEC Challenge Stanford Golf Course	Palo Alto, Calif. Stanford	288 11th/21 teams	296	307	891 (+39)	10-10/46-11
Feb. 21-22	Central District Invitational River Wilderness Golf Course	Parrish, Fla. Michigan State	302 11th/15 teams	309	298	909 (+45)	4-10/50-21
March 6-7	SunTrust Gator Invitational Mark Bostick Golf Course	Gainesville, Fla. Florida	298 5th/17 teams	296	305	899 (+59)	12-4/62-25
March 11-13	LSU Invitational University Golf Club	Baton Rouge, La. LSU	305 1st/21 teams	296	287	888 (+24)	20-0/82-25
March 25-26	Mountain View Collegiate Mountain View Golf Club	Tucson, Ariz. Colorado	286 3rd/18 teams	292	286	864 (E)	15-2/97-27
April 1-3	Liz Murphey Collegiate Classic UGA Golf Course	Athens, Ga. Georgia	306 t3td/23 teams Best Ball Scoring 294 4th/34 teams	306	284	896 (+32)	18-2-2/115-29-2
April 15-17	SEC Championship Auburn University Club	Auburn, Ala. Auburn	289 4th/12 teams	305	298	892 (+28)	8-3/123-32-2
May 5-7	NCAA Central Regional Warren Golf Course	South Bend, Ind. Notre Dame	307 4th/24 teams	303	289	899 (+35)	20-3/143-35-2
May 17-20	NCAA Championship Traditions Club	College Station, Texas Texas A&M	305 t5th/24 teams	296	296	293	1190 (+38) 18-4-1/161-39-5

NOT UPDATED

ALABAMA CRIMSON TIDE



Location..... Tuscaloosa, Ala.
Enrollment30,232
Colors..... Crimson and White
Head Coach Mic Potter
Assistant Coach..... Susan Rosenstiel
2011 SEC Finish..... 2
Best SEC Finish 1 (2010)
2011 NCAA Reg. Finish 1 (East)
2011 NCAA Champ. Finish..... t8
Final Golfstat.com Rank..... 3
Final NGCA Rank 3
Final Golfweek.com Rank..... 3
Website RollTide.com

ARKANSAS RAZORBACKS



Location..... Fayetteville, Ark.
Enrollment21,406
Colors..... Cardinal and White
Head CoachShauna Estes-Taylor
Assistant Coach..... Mike Adams
2011 SEC Finish..... 4
Best SEC Finish 2 (2x, 2009)
2011 NCAA Reg. Finish 4 (Cent.)
2011 NCAA Champ. Finish..... t5
Final Golfstat.com Rank..... 7
Final NGCA Rank 10
Final Golfweek.com Rank..... 13
Website ArkansasRazorbacks.com

AUBURN TIGERS



Location..... Auburn, Ala.
Enrollment24,602
Colors..... Burnt Orange, Navy
Head Coach Kim Evans
Assistant Coach..... Ryan Cabbage
2011 SEC Finish..... 1
Best SEC Finish 1 (8x, 2011)
2011 NCAA Reg. Finish 13 (East)
2011 NCAA Champ. Finish..... NA
Final Golfstat.com Rank..... 21
Final NGCA Rank 13
Final Golfweek.com Rank..... 15
Website AuburnTigers.com

FLORIDA GATORS



Location..... Gainesville, Fla.
Enrollment50,576
Colors..... Orange and Blue
Head Coach Jan Dowling
Assistant Coach..... Jay Goble
2011 SEC Finish..... 9
Best SEC Finish 1 (8x, 2008)
2011 NCAA Reg. Finish 7 (East)
2011 NCAA Champ. Finish..... t10
Final Golfstat.com Rank..... 19
Final NGCA Rank 24
Final Golfweek.com Rank..... 18
Website GatorZone.com

GEORGIA BULLDOGS



Location..... Athens, Ga.
Enrollment34,180
Colors..... Black and Red
Head CoachKelley Hester
Assistant Coach..... Margaret Shirley
2011 SEC Finish..... 8
Best SEC Finish 1 (11x, 2007)
2011 NCAA Reg. Finish 14 (West)
2011 NCAA Champ. Finish..... NA
Final Golfstat.com Rank..... 14
Final NGCA Rank 15
Final Golfweek.com Rank..... 19
Website GeorgiaDogs.com

KENTUCKY WILDCATS



Location..... Lexington, Ky.
Enrollment27,000
Colors..... Blue and White
Head Coach .. Golda Johansson Borst
Assistant Coach..... Rebecca Kuhn
2011 SEC Finish..... 10
Best SEC Finish 2 (1986)
2011 NCAA Reg. Finish 20 (East)
2011 NCAA Champ. Finish..... NA
Final Golfstat.com Rank..... 57
Final NGCA Rank NR
Final Golfweek.com Rank..... 58
Website UKAthletics.com

LOUISIANA STATE TIGERS



Location..... Baton Rouge, La.
Enrollment27,992
Colors..... Purple and Gold
Head Coach Karen Bahnsen
Assistant Coach..... Alexis Rather
2011 SEC Finish..... 3
Best SEC Finish 1, 1992
2011 NCAA Reg. Finish 2 (Cent.)
2011 NCAA Champ. Finish..... 3
Final Golfstat.com Rank..... 6
Final NGCA Rank 8
Final Golfweek.com Rank..... 5
Website LSUSports.com

MISSISSIPPI LADY REBELS



Location..... Oxford, Miss.
Enrollment 18,344
Colors..... Navy and Red
Head Coach Michele Drinkard
Assistant Coach..... Janell Howland
2011 SEC Finish..... 11
Best SEC Finish 3, 1999
2011 NCAA Reg. Finish 14 (East)
2011 NCAA Champ. Finish..... NA
Final Golfstat.com Rank..... 42
Final NGCA Rank NR
Final Golfweek.com Rank..... 42
Website olemissports.com

MISSISSIPPI STATE BULLDOGS



Location..... Starkville, Miss.
Enrollment 18,601
Colors..... Maroon and White
Head Coach Ginger Brown-Lemm
Assistant Coach..... NA
2011 SEC Finish..... 12
Best SEC Finish 3 (3x, 1985)
2011 NCAA Reg. Finish NA
2011 NCAA Champ. Finish..... NA
Final Golfstat.com Rank..... 97
Final NGCA Rank NR
Final Golfweek.com Rank..... 105
Website mstateathletics.com

SOUTH CAROLINA GAMECOCKS



Location..... Columbia, S.C.
Enrollment28,481
Colors..... Garnet and Black
Head Coach Kalen Anderson
Assistant Coach..... Michael Burcin
2011 SEC Finish..... 5
Best SEC Finish 1, 2002
2011 NCAA Reg. Finish 6 (West)
2011 NCAA Champ. Finish..... 18
Final Golfstat.com Rank..... 31
Final NGCA Rank RV
Final Golfweek.com Rank..... 32
Website Gamecocksonline.com

TENNESSEE LADY VOLS



Location..... Knoxville, Tenn.
Enrollment27,107
Colors..... Orange and White
Head Coach Judi Pavon
Assistant Coach..... Andrew Pratt
2011 SEC Finish..... 6
Best SEC Finish 2 (3x, 2006)
2011 NCAA Reg. Finish 2 (West)
2011 NCAA Champ. Finish..... 13
Final Golfstat.com Rank..... 10
Final NGCA Rank 12
Final Golfweek.com Rank..... 10
Website UTLadyVols.com

VANDERBILT COMMODORES



Location..... Nashville, Tenn.
Enrollment 12,514
Colors..... Gold and Black
Head Coach Greg Allen
Assistant Coach..... Nicki Cutler
2011 SEC Finish..... 7
Best SEC Finish 1, 2004
2011 NCAA Reg. Finish t8 (East)
2011 NCAA Champ. Finish..... t10
Final Golfstat.com Rank..... 16
Final NGCA Rank 22
Final Golfweek.com Rank..... 17
Website VUCommodores.com



RAZORBACKS POST FOURTH CONSECUTIVE TOP FIVE FINISH

The 12th-ranked Razorbacks posted the programs fourth consecutive and seventh ever top five finish at the 2011 Southeastern Conference Championship in Auburn, Ala., in mid-April.

Arkansas moved up and down the leaderboard rallying late to finish fourth in the final round. Freshman Emily Tubert recorded five pars and birdied 18 tying for fourth as an individual. The Burbank, Calif., native opened the tournament with a 69 followed by rounds of 72-74 for a one-under 215 for the three day event. Tubert was five strokes off the lead.

Redshirt freshman Emma Lavy, also playing in her first SEC Championship, finished tied for 12th overall with a 221. Lavy, a Fayetteville, Ark., native, was solid throughout the tournament shooting 74-73-74 for 221. Lavy was even on the back nine with birdies on nine, 12 and 17.

Sophomore Victoria Vela finished tied for 36th overall with a 231. Vela shot 73-78-80. Seniors Kelli Shean and Corinna Rees tied for 38th overall shooting 232. Shean carded 73-83-76 rallying from her second round. Shean battled an ear ache that



made her unsteady in the second round.

Rees also finished strong scoring her best round of the tournament on the final day. Rees shot 76-82-74 for her 232.

The Razorbacks have never won the SEC title and have hosted the event once in 2000. The SEC Championship returns to Northwest Arkansas this year when Arkansas welcomes the league's members to Blessings. The Razorbacks have had an individual medalist in Stacy Lewis. Lewis won the individual title twice, first as a freshman in 2005 and again as a senior in 2008.

ARKANSAS SEC CHAMPIONSHIP RECORDS

MISCELLANEOUS

Number of Appearances 16

TEAM: LOW SINGLE ROUND (TOP 10)

Score	Round	Date	vs Par
280	2	2010	-4
287	2	2009	+3
288	2	2010	+4
289	1	2011	+1
291	3	2010	+7
295	1	2009	+11
295	3	2005	+7
296	3	2009	+12
296	3	2008	+8
296	1	2008	+8
296	3	2006	+8

TEAM: LOW TOURNAMENT

Score	Course	Year	vs Par
859	NorthRiver GF (Alabama)	2010	+7
878	University Club (SC)	2009	+26
882	Auburn University GC (AU)	2011	+28
891	Tennessee National (Tenn.)	2008	+27
897	Legends Club (Vandy)	2006	+33
905	Tunica National (Ole Miss)	2005	+41
906	Old Waverly (Miss State)	2007	+42
909	University Course (LSU)	2004	+45

BEST TEAM FINISH

Place	Score	Course	Date	vs Par
2	891	Tennessee Nat.	2008	+27
T2	878	University Club	2009	+26
3	859	NorthRiver GC	2010	+7
3	905	Tunica National	2005	+41
4	892	University Club	2011	+28
5	931	Grand National	1999	+43
5	897	Legends Club	2006	+33
6	925	University Club	2003	+61
8	956	Pinnacle CC	2000	+92
9	906	Old Waverly	2007	+42
9	909	University Club	2004	+45

BEST INDIVIDUAL FINISH

Place	Player	Year	Score	vs Par
1	Stacy Lewis	2005	214	-2
1	Stacy Lewis	2008	214	-2
4	Kelli Shean	2010	210	-3
14	Emily Tubert	2011	215	-1
14	Kristin Ingram	216	2009	+3
15	Lina Axelsson	223	2001	+7
16	Lucy Nunn	217	2009	+4
17	Lucy Nunn	221	2008	+5
17	Lucy Nunn	221	2008	+5
19	Kristy Kortuem	229	2000	+13
19	Adrienne Mucci	230	1997	--
110	Kristin Ingram	213	2010	E

INDIVIDUAL LOW TOTAL

Score	Player	Year	vs Par
210	Kelli Shean	2010	-3
213	Kristin Ingram	2010	E
214	Stacy Lewis	2008	-2
214	Stacy Lewis	2005	-1
215	Emily Tubert	2011	-1
216	Kristin Ingram	2009	+3

INDIVIDUAL LOW ROUND

Score	Player	Round	Year	vs Par
67	Stacy Lewis	3	2005	-5
69	Emily Tubert	1	2011	-3
69	Kelli Shean	1	2010	-3
69	Stacy Lewis	1	2008	-3
70	Kelli Shean	3	2010	-2
70	Kristin Ingram	3	2010	-2
70	Victoria Vela	1	2010	-2
70	Alex Schulte	1	2010	-2
70	Kristin Ingram	2	2009	-1
70	Lucy Nunn	1	2009	-1
70	Lucy Nunn	2	2009	-1
70	Lina Axelsson	1	2003	-2
71	Kelli Shean	2	2010	-1

2011 - AUBURN

AUBURN, ALA./AUBURN UNIVERSITY APRIL 15-17, 2011 PAR 72, 6364 YDS			
1 Auburn	283-290-291=864	E	
2 Alabama	291-291-293=875	+11	
3 LSU	287-300-300=887	+23	
4 ARKANSAS	289-305-298=892	+28	
5 South Carolina	302-304-287=893	+29	
6 Tennessee	285-308-302=895	+31	
7 Vanderbilt	295-307-295=897	+33	
8 Georgia	293-299-298=899	+35	
9 Florida	301-310-296=907	+43	
10 Kentucky	315-304-308=927	+63	
11 Mississippi	316-314-301=931	+67	
12 Mississippi State	315-324-316=955	+91	

Arkansas Individuals

T4 Emily Tubert	69-72-74=215	-1
T12 Emma Lavy	74-73-74=221	+5
T36 Victoria Vela	73-78-80=231	+15
T38 Kelli Shean	73-83-76=232	+16
T38 Corinna Rees	76-82-74=232	+16

2010 ALABAMA

TUSCALOOSA, ALA./NORTHRIVER GC APRIL 16-18, 2010 PAR 71, 6057 YDS			
1 Alabama	287-278-283=848	-4	
2 Vanderbilt	284-281-287=852	E	
3 ARKANSAS	280-288-291=859	+7	
4 Georgia	280-291-289=860	+8	
5 Auburn	289-288-284=861	+9	
6 LSU	284-290-292=866	+14	
7 South Carolina	289-290-288=867	+15	
8 Mississippi	284-298-294=876	+24	
9 Tennessee	298-291-288=877	+25	
10 Florida	298-300-291=889	+37	
11 Kentucky	302-296-308=906	+54	
12 Mississippi St.	309-301-315=925	+73	

Arkansas Individuals

4 Kelli Shean	69-71-70=210	-3
T10 Kristin Ingram	71-72-70=213	E
T24 Victoria Vela	70-73-76=219	+6
T24 Alex Schulte	70-72-78=219	+6
T31 Tiffany Phelps	74-73-75=222	+9

2009 - SOUTH CAROLINA

BLYTHEWOOD, S.C./UNIVERSITY CLUB APRIL 17-19, 2009 PAR 71, 6204 YDS			
1 Auburn	289-296-285=870	+18	
T2 ARKANSAS	295-287-296=878	+26	
T2 Alabama	300-291-287=878	+26	
4 Tennessee	295-293-293=881	+29	
5 LSU	301-286-299=886	+34	
6 Georgia	300-292-295=887	+35	
7 Mississippi	301-298-291=890	+38	
8 Florida	307-295-293=895	+43	
9 South Carolina	299-300-298=897	+45	
10 Vanderbilt	304-301-310=915	+63	
11 Kentucky	313-297-308=918	+66	
12 Mississippi St.	318-307-305=930	+78	

Arkansas Individuals

T4 Kristin Ingram	73-70-73=216	+3
T6 Lucy Nunn	70-70-77=217	+4
T17 Alex Schulte	76-72-73=221	+8
T26 Kelli Shean	76-75-73=224	+11
T51 Katy Nugent	78-80-79=237	+24

2008 - TENNESSEE

LOUDON, TENN./TENNESSEE NATIONAL APRIL 18-20, 2008 PAR 72, 6293 YDS			
1 5 Florida	297-293-284=874	+10	
2 9 ARKANSAS	297-298-296=891	+27	
3 8 Georgia	300-298-305=903	+39	
4 10 Auburn	310-309-291=910	+46	
5 32 S. Carolina	300-319-296=915	+51	
6 19 LSU	310-310-300=920	+56	
7 7 Alabama	307-307-307=921	+57	
8 16 Tennessee	316-312-303=931	+67	
9 26 Vanderbilt	308-317-310=935	+71	
10 Mississippi	309-317-313=939	+75	
11 Mississippi St.	319-318-315=952	+88	
12 Kentucky	326-319-308=953	+89	

Arkansas Individuals

1 Stacy Lewis	69-73-72=214	-2
T7 Lucy Nunn	73-74-74=221	+5
T20 Kristin Ingram	79-77-75=231	+15
T30 Alex Schulte	76-76-83=235	+19
T36 Kelli Shean	87-75-75=237	+21

2007 - MISSISSIPPI STATE

WEST POINT, MISS./OLD WAVERLY APRIL 20-22, 2007 PAR 72, 6246 YDS			
1 Georgia	285-291-289=865	+1	
2 Florida	296-295-290=881	+17	
3 Tennessee	292-296-298=895	+22	
4 S. Carolina	295-289-303=887	+23	
5 Alabama	291-300-302=893	+29	
6 Vanderbilt	296-303-299=898	+34	
7 LSU	294-303-302=899	+35	
8 Auburn	298-302-302=902	+38	
9 ARKANSAS	296-299-311=906	+42	
10 Miss. State	312-295-307=914	+50	
11 Kentucky	308-308-315=931	+67	
12 Mississippi	312-311-323=946	+82	

Arkansas Individuals

T14 Alex Schulte	74-72-76=222	+6
T30 Kristin Ingram	73-76-79=228	+12
T37 Lucy Nunn	76-79-76=231	+15
T37 Ashley Medders	79-72-80=231	+15
-- Stacy Lewis	73-W-W-W	NA

2006 - VANDERBILT

FRANKLIN, TENN./LEGENDS CLUB APRIL 14-16, 2006 PAR 72, 6217 YDS			
1 Auburn	300-282-293=875	+11	
2 Tennessee	301-287-288=876	+12	
3 Georgia	301-285-299=885	+21	
4 Vanderbilt	303-287-297=887	+23	
5 ARKANSAS	304-297-296=897	+33	
6 Florida	308-291-299=898	+34	
7 LSU	302-300-298=900	+36	
8 S. Carolina	310-293-300=903	+39	
9 Alabama	307-296-305=908	+44	
10 Miss. State	321-301-302=924	+60	
11 Kentucky	315-310-311=936	+72	
12 Mississippi	318-315-307=940	+76	

Arkansas Individuals

T18 Amanda McCurdy	73-78-73=224	+8
T21 Lindsey Hinshaw	77-76-72=225	+9
T21 Stacy Lewis	75-74-76=225	+9
T30 Courtney Mahon	79-74-75=228	+12
T38 Ashley Medders	82-73-76=231	+15

2005 - MISSISSIPPI

TUNICA, MISS./TUNICA NATIONAL APRIL 15-17, 2005 PAR 72, 6281 YDS			
T1 Auburn*	291-302-311=904	+40	
T1 Georgia	301-302-301=904	+40	
3 ARKANSAS	301-309-295=905	+41	
T4 LSU	303-293-310=906	+42	
T4 Tennessee	299-304-303=906	+42	
6 Florida	304-307-300=911	+47	
7 S. Carolina	313-301-300=914	+50	
8 Kentucky	310-314-299=923	+59	
9 Vanderbilt	308-316-314=927	+63	
10 Alabama	303-316-314=933	+69	
11 Miss. State	330-312-305=947	+83	
12 Mississippi	321-328-320=969	+105	

Arkansas Individuals

1 Stacy Lewis	72-75-67=214	-2
T19 Gena Johnson	79-77-73=229	+13
T26 Amanda McCurdy	74-78-79=231	+15
T34 Courtney Mahon	76-80-78=234	+18
T38 Lindsey Hinshaw	80-79-77=236	+20

2004 - LOUISIANA STATE

BATON ROUGE, LA./UNIVERSITY CLUB APRIL 16-18, 2004 PAR 72, 6387 YDS			
1 Vanderbilt	295-291-291=877	+13	
T2 Auburn	292-295-294=881	+17	
T2 LSU	299-293-289=881	+17	
4 Tennessee	296-292-294=882	+18	
5 Florida	302-290-293=885	+21	
6 Georgia	298-297-295=890	+26	
7 S. Carolina	303-300-296=899	+35	
8 Mississippi	315-295-295=905	+41	
9 ARKANSAS	297-308-304=909	+45	
10 Alabama	306-300-307=913	+49	
11 Miss. State	306-309-308=923	+59	
12 Kentucky	315-309-305=929	+65	

Arkansas Individuals

T26 Melissa Murray	74-76-75=225	+9
T36 Gena Johnson	77-78-73=228	+12
T36 Amanda McCurdy	71-78-79=228	+12
T36 Courtney Mahon	75-76-77=228	+12
T53 Sarah Trew	78-78-80=236	+20

2003 - KENTUCKY

LEXINGTON, KY./UNIVERSITY CLUB APRIL 18-20, 2003 PAR 72, 6153 YDS			
1 Auburn	299-297-307=903	+39	
2 Florida	296-296-313=905	+41	
3 Tennessee	291-301-319=911	+47	
4 S. Carolina	295-308-311=914	+50	
5 Vanderbilt	306-301-312=919	+55	
6 ARKANSAS	297-316-312=925	+61	
7 Georgia	299-311-327=937	+73	
8 Kentucky	309-311-324=944	+80	
9 Miss. State	317-311-332=960	+96	
10 LSU	324-326-325=975	+111	
11 Mississippi	319-322-341=982	+118	
12 Alabama	318-329-336=983	+119	

Arkansas Individuals

T5 Lina Axelsson	70-76-77=223	+7
T20 Melissa Murray	79-74-80=233	+17
T22 Courtney Mahon	76-82-76=234	+18
T38 Amanda McCurdy	72-87-80=239	+23
55 Jennifer Norlien	86-84-79=249	+33

2002 - GEORGIA

ATHENS, GA./UGA GOLF COURSE APRIL 19-21, 2002 PAR 72			
1 S. Carolina	289-282-290=861	-3	
2 Auburn	280-291-293=864	E	
3 Tennessee	295-282-289=866	+2	
4 Vanderbilt	300-294-281=875	+11	
5 Georgia	298-302-288=888	+24	
6 Florida	298-295-304=897	+33	
7 Alabama	305-306-307=918	+54	
8 LSU	303-313-305=921	+57	
9 Miss. State	317-310-302=929	+65	
10 Mississippi	310-314-305=929	+65	
11 ARKANSAS	320-301-313=934	+70	
12 Kentucky	312-317-315=944	+80	

Arkansas Individuals

38 Melissa Murray	79-73-82=234	+18
T39 Jennifer Norlien	79-76-80=235	+19
T41 Lina Axelsson	77-79-80=236	+20
T49 Catherine Beckett	85-76-77=238	+22
T52 Gena Johnson	88-76-76=240	+24

2001 - FLORIDA

GAINESVILLE, FLA./UNIV. OF FLORIDA GC APRIL 20-22, 2001 PAR 72, 5840 YDS			
1 Georgia	290-290-292=872	+8	
2 LSU	287-289-301=877	+13	
3 Auburn	294-300-293=887	+23	
T3 S. Carolina	295-290-302=887	+23	
5 Florida	290-303-298=891	+27	
6 Tennessee	302-293-302=897	+33	
7 Alabama	302-296-307=905	+41	
8 Vanderbilt	301-299-308=908	+44	
9 Mississippi	314-308-315=937	+73	
10 Kentucky	323-304-313=940	+76	
11 Miss. State	317-307-317=941	+77	
12 ARKANSAS	315-321-307=943	+79	

Arkansas Individuals

T26 Johanna Danielsson	75-79-74=238	+12
37 Kelly Hanwell	77-80-75=232	+16
T47 Catherine Beckett	79-82-77=238	+22
T53 Lauren Baugh	85-80-81=246	+30
57 Jennifer Norlien	84-84-84=252	+36

2000 - ARKANSAS


ROGERS, ARK./PINNACLE CC APRIL 21-23, 2000 PAR 72			
1 Auburn	306-306-307=919	+55	
2 LSU	321-302-298=921	+57	
3 Tennessee	312-309-304=925	+61	
4 Georgia	311-313-308=932	+68	
Miss. State	307-322-309=938	+74	
Florida	316-301-321=938	+74	
7 Kentucky	314-320-316=950	+86	
8 ARKANSAS	318-311-327=956	+92	
9 South Carolina	314-326-319=959	+95	
10 Vanderbilt	328-318-320=966	+102	
11 Mississippi	321-318-329=968	+104	
12 Alabama	323-337-316=976	+112	

Arkansas Individuals

T9 Kristy Kortuem	77-76-76=229	+13
T23 Johanna Danielsson	77-77-82=236	+20
T37 Adrienne Mucci	82-77-84=243	+27
T46 Kelly Hanwell	82-81-85=248	+33
T57 Lauren Baugh	89-85-85=259	+43

1999 - AUBURN

AUBURN, ALA./GRAND NATIONAL APRIL 16-18, 1999 PAR 72, 5913 YDS			
1 Georgia	299-297-291=887	-1	
2 Tennessee	306-304-295=905	+7	
3 Mississippi	308-305-300=913	+15	
4 LSU	308-311-299=918	+30	
5 ARKANSAS	315-315-301=931	+43	
6 Auburn	310-310-317=937	+49	
7 Miss State	323-309-317=949	+61	
8 Vanderbilt	318-318-313=949	+61	
9 Alabama	316-317-318=951	+64	



Neither fog, nor frost, nor rain nor heat nor gloom of night stays these Razorbacks and the rest of the 2011 NCAA Central Regional field from the swift completion of their appointed rounds. No truer words could be spoken about the Notre Dame-hosted event in South Bend, Ind., last season.

Practice rounds were delayed for fog and frost on the course. Rains delayed play and round two was suspended due to darkness and cool temperatures forced players and fans to bundle up.

Despite the adverse conditions, the Razorbacks prevailed recording their best-ever team finish in an NCAA Regional with a fourth-place showing.

Arkansas opened play with a 289 and in 12th place but the Razorbacks were just six strokes back of the leader with a lot of teams bunched at the top of the leaderboard after round one.

Freshman Emily Tubert opened with a first round 75 and was in second place. She would remain in the top five all weekend finishing tied for third overall. That mark tied as the best Razorback finish at an NCAA Regional.



EMILY TUBERT

The Razorbacks had the morning tee times in round two and were lucky to get off the course before heavy rains delayed the second flight. Arkansas was in fourth place when they finished their round and were feeling good about their position when the skies opened up and caused a delay with about 16 teams in the midst of their final round.

Speculation swirled about what would happen if play could not continue but competitors were recalled to the golf course after a 2:12 lightening delay to finish the round. Arkansas ended the day eighth.

Tubert remained near the top of the leaderboard with a second round 69.

The final round was equally dramatic with redshirt freshman Emma Lavy turning up the heat with 69 on day three helping vault Arkansas up the standings to fourth place.

The team finish was a program-best for Arkansas and Tubert's tie for third as an individual tied a program-best.

ARKANSAS NCAA REGIONAL RECORDS

MISCELLANEOUS

Number of Appearances	10	
Central	5	2011, 2007, 2005, 2004, 2003
West	4	2010, 2009, 2008, 2006
East	1	2000
Advanced to NCAA Championship		4
		1 individual in 2007 - Stacy Lewis

TEAM: LOW SINGLE ROUND

Score	Round	Tournament	Date	vs Par
289	3	NCAA Central	2011	+1
289	1	NCAA West	2009	+1
291	1	NCAA West	2008	+3
291	1	NCAA Central	2007	+7
294	3	NCAA West	2008	+6
296	2	NCAA West	2009	+8
297	3	NCAA West	2009	+9
297	2	NCAA West	2008	+9
298	2	NCAA Central	2007	+14
299	2	NCAA West	2010	+15
299	2	NCAA West	2008	+11

TEAM: LOW TOURNAMENT

Score	Tournament	Year	vs Par
882	NCAA West	2009	+18
882	NCAA West	2008	+18
899	NCAA Central	2011	+35
906	NCAA Central	2007	+54
911	NCAA West	2006	+47
911	NCAA West	2010	+59
915	NCAA Central	2005	+51
944	NCAA Central	2003	+92
948	NCAA East	2000	+84
950	NCAA Central	2004	+98

BEST TEAM FINISH

Place	Score	Tournament	Date	vs Par
4	889	NCAA Central	2011	+35
15	882	NCAA West	2008	+18
8	911	NCAA West	2006	+47
8	915	NCAA Central	2005	+51
9	906	NCAA Central	2007	+54
19	882	NCAA West	2009	+18
13	911	NCAA West	2010	+59
15	944	NCAA Central	2003	+92
16	950	NCAA Central	2004	+98
23	948	NCAA East	2000	+84

BEST INDIVIDUAL FINISH

Place	Player	Year	Score
13	Stacy Lewis	2007	70-72-71 = 213
13	Emily Tubert	2011	75-69-75 = 219
16	Kristin Ingram	2008	73-71-70 = 214
111	Stacy Lewis	2008	69-76-72 = 217
111	Stacy Lewis	2006	77-74-71 = 222
115	Amanda McCurdy	2004	76-75-77 = 228
124	Courtney Mahon	2003	75-78-78 = 231

INDIVIDUAL LOW ROUND

Score	Player	Round	Year	vs Par
69	Emily Tubert	2	2011	-3
69	Emma Lavy	3	2011	-3
69	Stacy Lewis	1	2008	-3
70	Kristin Ingram	3	2008	-2
70	Stacy Lewis	1	2007	E
71	Stacy Lewis	3	2007	E
71	Kristin Ingram	2	2007	E
71	Alex Schulte	3	2009	-1
71	Stacy Lewis	3	2006	-1
72	Kelli Shean	1	2011	E
72	Stacy Lewis	2	2007	+1
72	Stacy Lewis	3	2008	E
72	Lucy Nunn	1	2009	E
72	Lucy Nunn	2	2009	E
72	Alex Schulte	2	2010	+1
72	Lucy Nunn	1	2007	+1
72	Kristin Ingram	1	2009	E
72	Katy Nugent	1	2009	E
72	Courtney Mahon	1	2005	E

2011 NCAA CENTRAL REGIONAL
SOUTH BEND, IND./WARREN GC
MAY 5-7, 2011 || PAR 72, 6208 YDS

TEAM	SCORE	TO PAR
1 UCLA	291-301-298-890	+26
2 LSU	295-303-296-894	+30
3 Minnesota	301-297-299-897	+33
4 ARKANSAS	307-303-289-899	+35
5 Notre Dame	298-305-298-901	+37
6 Ohio State	306-301-298-905	+41
7 Stanford	302-306-300-908	+44
8 Wake Forest	312-304-293-909	+45
9 Duke	302-314-297-913	+49
10 Northwestern	313-306-306-914	+50
11 Texas	306-307-303-916	+52
T12 Chattanooga	303-309-305-917	+53
T12 Tulane	313-302-302-917	+53
14 Kent State	304-311-304-919	+55
15 Wisconsin	314-305-310-929	+65
16 North Texas	311-314-310-935	+71
17 Oklahoma State	312-312-313-937	+73
18 Michigan	316-307-315-938	+74
19 Illinois	313-309-318-940	+76
20 East Carolina	315-316-314-945	+81
21 UNLV	318-325-311-954	+90
22 Morehead State	319-326-310-955	+91
23 Illinois State	329-317-320-966	+102
24 Butler	316-325-329-970	+106

Arkansas Individuals

T3 Emily Tubert	75-69-75=219	+3
T14 Kelli Shean	72-79-73=224	+8
T41 Corinna Rees	78-78-74=230	+14
T50 Emma Lavy	82-80-69=231	+15
T56 Victoria Vela	82-77-73=232	+16

2010 NCAA WEST REGIONAL
PALO ALTO, CALIF./STANFORD GC
MAY 6-8, 2010 || PAR 71 || 6,115 YDS

TEAM	SCORE	TO PAR
1 7 Arizona	291-294-291-876	+24
2 1 UCLA	292-296-297-885	+33
T3 32 Texas	293-304-293-890	+38
T3 6 Alabama	295-300-295-890	+38
5 13 Virginia	291-305-298-894	+42
6 17 Stanford	297-304-294-895	+43
7 45 San Jose State	303-299-298-900	+48
8 25 Texas A&M	299-302-302-903	+51
9 20 LSU	302-295-307-904	+52
10 Iowa State	302-297-309-908	+56
11 24 California	292-305-312-909	+57
12 12 Ohio State	296-307-307-910	+58
13 35 ARKANSAS	288-299-304=911	+59
14 Colorado State	304-302-306-912	+60
15 30 UC Davis	298-307-298-913	+61
16 36 UNLV	305-306-317-918	+66
17 39 UC Irvine	302-313-312-927	+75
18 Maryland	316-306-306-928	+76
19 Idaho	312-314-312-938	+86
20 Portland State	309-317-316-942	+90
21 41 San Francisco	312-325-309-946	+94
22 Texas State	317-323-308-948	+96
23 Oral Roberts	319-318-318-955	+103
24 Pennsylvania	329-323-325-977	+125

Arkansas Individuals

T38 Victoria Vela	77-77-73=227	+14
T38 Alex Schulte	78-72-77=227	+14
T56 Kelli Shean	73-80-77=230	+17
T72 Tiffany Phelps	80-76-77=233	+20
T85 Kristin Ingram	83-74-79=236	+23

2009 NCAA WEST REGIONAL
TEMPE, ARIZ./KARSTEN CREEK GC
MAY 7-9, 2009 || PAR 72 || 6,230 YDS

TEAM	SCORE	TO PAR
1 1 Arizona State	273-283-286-842	-22
2 4 So. California	289-283-289-861	-3
3 8 LSU	295-288-285-868	+4
T4 36 TCU	289-293-291-873	+9
T4 25 UC Irvine	289-284-300-873	+9
T4 45 Texas	288-290-295-873	+9
7 22 Arizona	288-300-288-876	+12
8 13 Pepperdine	294-300-285-879	+15
T9 16 ARKANSAS	289-296-297-882	+18
T9 21 California	291-297-294-882	+18
11 39 Texas A&M	288-297-300-885	+21
12 41 Oregon, U. of	299-298-293-890	+26

13 18 San Jose St.	299-305-296-900	+36
14 29 San Francisco	294-304-303-901	+37
15 Baylor	299-309-294-902	+38
16 34 UNLV	299-313-293-905	+41
17 47 LBSU	299-310-299-908	+44
18 Northern Arizona	299-309-309-917	+53
19 44 Colorado	309-308-305-922	+58
20 Oral Roberts	312-305-314-931	+67
21 Texas A&M-CC	315-303-316-934	+70

Arkansas Individuals

T23 Lucy Nunn	72-72-75=219	+3
T32 Kelli Shean	73-74-74=221	+5
T43 Alex Schulte	75-77-71=223	+7
T51 Kristin Ingram	72-75-77=224	+8
T71 Katy Nugent	72-75-82=229	+13

2008 NCAA WEST REGIONAL
SACRAMENTO, CALIF./LINCOLN HILLS GC
MAY 8-10, 2008 || PAR 72 || 6,338 YDS

TEAM	SCORE	TO PAR
1 2 So. California	283-288-284-855	-9
2 4 Arizona State	296-285-289-870	+6
3 47 UNLV	288-290-301-879	+15
4 12 Arizona	299-289-292-880	+16
T5 14 Oklahoma St.	293-293-296-882	+18
T5 7 ARKANSAS	291-297-294-882	+18
7 28 Tulsa	287-308-289-884	+20
T8 UC Davis	300-296-296-892	+28
T8 36 Ohio State	299-298-295-892	+28
T8 23 Stanford	295-298-299-892	+28
11 21 Michigan St.	295-304-294-893	+29
12 18 California	295-301-301-897	+33
13 44 Oregon	303-297-301-901	+37
14 UC Irvine	302-301-301-904	+40
15 41 Oklahoma	299-303-303-905	+41
16 38 San Jose St.	300-302-304-906	+42
17 27 BYU	300-296-299-907	+43
18 Fresno State	306-306-296-908	+44
19 34 North Carolina	297-311-306-914	+50
20 Portland State	308-308-311-927	+63
21 Oral Roberts	310-312-310-932	+68

Arkansas Individuals

T6 Kristin Ingram	73-71-70=214	-2
T11 Stacy Lewis	69-76-72=217	+1
T44 Lucy Nunn	74-74-77=225	+9
T49 Kelli Shean	75-76-75=226	+10
101 Alex Schulte	80-79-83=242	+26

2007 NCAA CENTRAL REGIONAL
ANN ARBOR, MICH. / MICHIGAN GC
MAY 10-12, 2007 || PAR 71 || 6,116 YDS

TEAM	SCORE	TO PAR
1 So California	283-288-298-869	+17
2 Georgia	292-296-292-880	+8
3 TCU	289-291-303-883	+31
4 Indiana	289-295-300-884	+32
5 Arizona	297-295-293-885	+33
6 Vanderbilt	290-295-301-886	+34
7 Tennessee	294-293-306-893	+41
8 Michigan State	295-295-311-901	+49
9 ARKANSAS	291-301-314-906	+54
10 Kent State	297-298-313-908	+56
11 Ohio State	300-307-305-912	+60
12 Northwestern	308-305-306-919	+67
13 Michigan	311-305-310-926	+74
14 Baylor	312-306-315-933	+81
15 SO Methodist	303-308-323-934	+82
16 NC-Wilmington	309-309-318-936	+84
17 Missouri	310-304-325-939	+87
18 Maryland	313-307-320-940	+88
19 Oral Roberts	311-309-329-949	+97
20 Southern Illinois	314-318-324-956	+104
21 St. Francis-PA	342-338-356=1036	+184

Arkansas Individuals

T3 Stacy Lewis	70-72-71=213	E
T33 Corinna Rees	73-77-77=227	+14
T67 Alexandra Schulte	77-78-80=235	+22
T71 Kristin Ingram	76-74-86=236	+23
T81 Lucy Nunn	72-79-88=239	+26

2006 NCAA WEST REGIONAL
AUBURN, WASH. / WASH. NATIONAL
MAY 11-13, 2006 || PAR 72 || 6,289 YDS

TEAM	SCORE	TO PAR
1 Purdue	289-294-298-881	+17
2 UCLA	288-303-296-887	+23
3 Washington	288-303-297-888	+24
4 Stanford	303-295-298-896	+32
5 Georgia	296-302-302-900	+36
6 UNLV	304-301-299-904	+40
7 Arizona	303-300-307-910	+46
8 ARKANSAS	299-307-305-911	+47
9 UC Irvine	301-312-300-913	+49
10 BYU	307-302-308-917	+53
11 Georgia St.	308-308-303-919	+55
12 San Jose St.	305-309-306-920	+56
13 Oregon St.	306-313-306-925	+61
14 New Mexico	307-318-301-926	+62
15 NMSU	303-320-318-941	+77
16 Denver	323-312-309-944	+80
17 LBSU	307-325-318-950	+86
T18 Wash. St.	320-318-313-951	+87
T18 Oral Roberts	317-311-323-951	+87
20 Montana	330-319-310-959	+95
21 Bradley	326-319-322-967	+103

Arkansas Individuals

T11 Stacy Lewis	77-74-71=222	+6
T44 Amanda McCurdy	69-79-83=231	+15
T52 Courtney Mahon	81-77-75=233	+17
T66 Lindsey Hinshaw	77-77-82=236	+20
108 Ashley Medders	76-WD-77=153	+9

2005 NCAA CENTRAL REGIONAL
LUBBOCK, TEXAS/ THE RAWLS COURSE
MAY 5-7, 2005 || PAR 72 || 6,328 YDS

TEAM	SCORE	TO PAR
1 Auburn	294-309-293-896	+32
2 Texas A&M	293-310-300-903	+39
3 Missouri	291-312-302-905	+41
4 Arizona St.	296-310-300-906	+42
T5 Tulsa	298-310-300-908	+44
T5 Purdue	295-309-304-908	+44
7 Michigan St.	300-307-302-909	+45
8 ARKANSAS	300-311-304-915	+51
9 Texas	290-317-309-916	+52
10 Louisiana St.	298-316-303-917	+53
T11 Kent St.	305-307-309-921	+57
T11 So. Methodist	310-313-298-921	+57
T13 Baylor	302-301-320-923	+59
T13 New Mexico	291-332-300-923	+59
15 Michigan	301-320-305-926	+62
16 Texas Tech	301-318-313-932	+68
17 Wake Forest	302-315-316-933	+69
18 Notre Dame	306-323-305-934	+70
19 TCU	299-328-311-938	+74
20 South Florida	314-317-319-950	+86
21 Long Island	349-343-349=1041	+177

Arkansas Individuals

T31 Courtney Mahon	72-81-76=229	+13
T37 Stacy Lewis	75-78-77=230	+14
T42 Lindsey Hinshaw	77-77-77=231	+15
T49 Gena Johnson	81-75-76=232	+16
T49 Amanda McCurdy	76-81-75=232	+16

2004 NCAA CENTRAL REGIONAL
BLOOMINGTON, ILL./UNIV. GOLF COURSE
MAY 6-8, 2004 || PAR 71 || 6,108 YDS

TEAM	SCORE	TO PAR
1 Vanderbilt	298-307-288-893	+41
2 Arizona	299-313-290-902	+50
3 Michigan St.	302-303-301-906	+54
4 Southern Calif.	300-311-299-910	+58
5 Baylor	312-297-306-915	+63
6 Purdue	305-309-303-917	+65
7 New Mexico	298-320-300-918	+66
8 Texas A&M	305-317-304-926	+74
T9 Southern Meth.	316-302-311-929	+77
T9 Illinois St.	313-308-308-929	+77
11 Northwestern	313-305-316-934	+82
12 TCU	308-319-308-935	+83
13 Missouri	303-323-310-936	+84
14 Oklahoma	311-321-314-946	+94
15 Kansas St.	326-311-312-949	+97
16 ARKANSAS	308-325-317-950	+98
17 Notre Dame	319-312-321-952	+100
18 Indiana	311-320-324-955	+103

19 Princeton	320-317-324=961	+109
20 Kent St.	325-319-321=965	+113
21 Tulsa	319-321-326=966	+114

Arkansas Individuals

T15 Amanda McCurdy	76-75-77=228	+15
T63 Courtney Mahon	77-82-79=238	+25
T78 Melissa Murray	78-83-81=242	+29
T78 Sarah Trew	77-85-80=242	+29
NA Gena Johnson	D-87-86=NA	NA

2003 NCAA CENTRAL REGIONAL
LINCOLN, NEB./FIRETHORN GC
MAY 8-10, 2003 || PAR 71 || 6,033 YDS

TEAM	SCORE	TO PAR
1 California	292-292-313-897	+45
2 Kent St.	298-297-322-917	+65
3 Texas	307-298-314-919	+67
4 Purdue	309-303-314-926	+74
5 Nebraska	312-298-318-928	+76
6 Wisconsin	306-303-321-930	+78
7 Florida	311-297-323-931	+79
8 Tulsa	315-296-323-934	+82
9 Texas A&M	308-297-330-935	+83
10 Oklahoma	302-304-330-936	+84
11 Kansas St.	313-300-323-936	+84
12 Missouri	308-299-335-942	+90
13 New Mexico	316-302-324-942	+90
14 TCU	312-305-325-942	+90
15 ARKANSAS	315-310-319-944	+92
16 Baylor	314-308-322-944	+92
17 Michigan St.	320-301-326-947	+95
18 Tennessee	321-306-321-948	+96
19 Indiana	314-306-329-949	+97

Arkansas Individuals

T24 Courtney Mahon	75-78-78=231	+18
T41 Melissa Murray	79-79-78=236	+23
T44 Amanda McCurdy	80-76-81=237	+24
T65 Lina Axelsson	81-79-82=242	+29
80 Jennifer Norlien	82-77-86=245	+32

2000 NCAA EAST REGIONAL
COLUMBUS, OHIO/ SCARLET COURSE
MAY 10-12, 2000 || PAR 72 || 6,126 YDS

TEAM	SCORE	TO PAR
1 Duke	300-302-295-897	+33
2 Northwestern	299-299-302-900	+36
Purdue	295-301-304-900	+36
4 Tennessee	300-306-296-902	+38
5 LSU	303-298-302-903	+39
6 Michigan St.	299-302-305-906	+42
7 Wake Forest	310-297-300-907	+43
8 Auburn	301-298-308-907	+43
9 Ohio St.	299-316-299-914	+50
Georgia	316-297-301-914	+50
11 Florida	300-309-306-915	+51
12 South Florida	309-305-310-924	+60
13 Campbell	311-305-309-925	+61
14 Furman	317-299-310-926	+62
15 Central Florida	299-311-318-928	+64
16 Miss St.	322-294-313-929	+65
17 North Carolina	300-329-302-931	+67
18 South Carolina	306-314-314-934	+70
19 Indiana	306-319-312-937	+73
20 Penn St.	304-319-315-938	+74
21 Vanderbilt	318-304-324-946	+82
Kentucky	312-312-322-946	+82
23 ARKANSAS	323-315-310-948	+84
24 Tulane	317-318-320-955	+91



The University of Arkansas women's golf program has made for team appearances and one individual appearance at the NCAA Championship.



The Razorbacks' most successful team appearance came just last season when Arkansas played its way to a tie for fifth place in the 24-team field.

Arkansas opened play and was tied for 16th overall after a first-round 305 in the hot, windy conditions at Texas A&M/Traditions Golf Course.


The Razorbacks moved up to 14th in the second round and it seemed like the team would have a lot of ground to make up just to finish inside the top 10.

The Razorbacks matched their second round score with a round three 296 and moved to 10th place in the field but a final round 293 allowed Arkansas to vault up the leaderboard in the final day.

Arkansas' team finish was a program-best while senior Kelli Shean recorded a personal best with a runner-up finish. It is the second-best individual performance trailing only Stacy Lewis who won the national title in 2007.

Lewis was a junior in 2007 when she became the first Razorback to win the NCAA Women's Golf Championship. The junior traveled without teammates to Daytona Beach, Fla., for the four-day event at the LPGA International course - a course she would later win Qualifying School to earn her professional tour card.

Lewis was in third place heading into the final round and counted seven birdies, including five in a row, moving into the lead. She finished with a then-course record 66 on the last day counting a 282 (71-71-74-66) for the win.



ARKANSAS NCAA CHAMPIONSHIP RECORDS

MISCELLANEOUS

Number of Team Appearances	4	2011, 2008, 2006, 2005
Individual at NCAA Championship	1	2007 Stacy Lewis
NCAA Championships	1	Stacy Lewis, 2007
Best Finish	t5	2011
Best Individual Finish	1st	Stacy Lewis, 2007
	2nd	Kelli Shean, 2011

TEAM: LOW SINGLE ROUND

Score	Round	Date	vs Par
293	4	May 21, 2011	+5
293	3	May 19, 2005	+9
295	4	May 26, 2006	+8
296	3	May 20, 2011	+8
296	2	May 19, 2001	+8
296	1	May 27, 2005	+12
297	2	May 21, 2008	+9
297	4	May 24, 2008	+9
298	3	May 25, 2006	+10
298	1	May 23, 2008	+10
299	1	May 23, 2006	+11

TEAM: LOW TOURNAMENT

Score	Year	vs Par
1190	2011	+38
1194	2008	+42
1197	2005	+61
1205	2006	+53

BEST TEAM FINISH

Place	Score	Date	vs Par
t5	1190	2011	-38
8	1194	2008	+42
10	1205	2006	+53
t11	1197	2005	+61

BEST INDIVIDUAL FINISH

Place	Player	Year	Score
1	Stacy Lewis	2007	282
2	Kelli Shean	2011	286
t8	Stacy Lewis	2008	292
t9	Stacy Lewis	2006	294
t19	Emily Tubert	2011	294
t23	Lucy Nunn	2008	297

INDIVIDUAL LOW ROUND

Score	Player	Round	Year	vs Par
66	Stacy Lewis	4	2006	-6
66	Stacy Lewis	4	2007	-6
70	Kelli Shean	3	2011	-2
70	Amanda McCurdy	4	2005	-1
71	Kelli Shean	2	2011	-1
71	Emily Tubert	3	2011	-1
71	Amanda McCurdy	1	2005	E
71	Stacy Lewis	1	2007	-1
71	Stacy Lewis	2	2007	-1
71	Lucy Nunn	3	2007	-1
72	Stacy Lewis	1	2005	+1
72	Courtney Mahon	2	2005	+1
72	Stacy Lewis	2	2008	E
72	Stacy Lewis	4	2008	E



2011
MAY 18-21 || PAR 72 || 6,260 YDS
TEXAS A&M/TRADITIONS GC
BRYAN, TEXAS

TEAM	SCORE	TO PAR
1 UCLA	289-295-294-295 = 1173	+21
2 Purdue	292-295-298-292 = 1177	+25
3 LSU	292-296-303-290 = 1181	+29
4 Virginia	291-300-299-296 = 1186	+34
T5 ARKANSAS	305-296-296-293 = 1190	+38
T5 Southern California	302-302-292-294 = 1190	+38
7 Texas A&M	295-294-302-300 = 1191	+39
T8 Alabama	301-303-297-292 = 1193	+41
T8 North Carolina	305-293-297-298 = 1193	+41
T10 Florida	294-298-309-295 = 1196	+44
T10 Vanderbilt	297-294-304-301 = 1196	+44
12 California	306-292-305-294 = 1197	+45
13 Tennessee	299-299-306-296 = 1200	+48
14 Wake Forest	298-307-301-296 = 1202	+50
15 Arizona	304-295-305-301 = 1205	+53
16 Washington	312-307-297-293 = 1209	+57
17 Arizona State	296-303-308-303 = 1210	+58
18 South Carolina	302-315-298-296 = 1211	+59
19 Minnesota	305-294-307-307 = 1213	+61
20 UC Davis	313-305-307-294 = 1219	+67
21 Ohio State	303-315-298-305 = 1221	+69
22 Notre Dame	308-310-307-299 = 1224	+72
23 Stanford	308-305-303-309 = 1225	+73
24 Coastal Carolina	322-302-298-310 = 1232	+80

Arkansas Individuals		
2 Kelli Shean	75-71-70-68 = 286	-4
T19 Emily Tubert	76-73-71-74 = 294	+6
T69 Emma Lavy	80-74-78-74 = 306	+18
T88 Victoria Vela	77-79-77-77 = 310	+22
T113 Corinna Rees	77-79-77-86 = 319	+31



2008
MAY 20-23 || PAR 72 || 6,424 YDS
NEW MEXICO/UNM COURSE
ALBUQUERQUE, N.M.

TEAM	SCORE	TO PAR
1 2 So California	284-300-295-289 = 1168	+16
2 3 UCLA	289-295-298-292 = 1174	+22
3 1 Duke	299-300-300-281 = 1180	+28
4 6 Purdue	298-304-303-283 = 1188	+36
5 4 Arizona St.	290-301-301-297 = 1189	+37
T6 9 Denver	293-294-308-296 = 1191	+39
T6 23 Texas A&M	295-299-299-298 = 1191	+39
8 8 ARKANSAS	298-297-302-297 = 1194	+42


9 5 Florida	301-299-297-299 = 1196	+44
T10 7 Georgia	297-303-303-294 = 1197	+45
T10 14 Wake Forest	293-306-306-292 = 1197	+45
T12 10 Auburn	289-315-309-302 = 1215	+63
T12 16 Virginia	296-317-301-301 = 1215	+63
T12 12 Alabama	296-311-306-302 = 1215	+63
15 18 Louisiana St.	300-315-312-295 = 1222	+70
16 40 UNLV	314-297-304-308 = 1223	+71
T17 26 TCU	298-310-312-307 = 1227	+75
T17 28 Texas	298-319-309-301 = 1227	+75
T19 11 Oklahoma St.	294-312-307-315 = 1228	+76
T19 25 Tulsa	297-317-310-304 = 1228	+76
21 44 UC Davis	298-319-315-302 = 1234	+82
22 30 So Carolina	306-316-310-303 = 1235	+83
23 13 Arizona	307-309-314-310 = 1240	+88
24 34 Furman	312-313-315-313 = 1253	+101

Arkansas Individuals		
T8 Stacy Lewis	73-72-75-72 = 292	+4
T23 Lucy Nunn	76-77-71-73 = 297	+9
T48 Kelli Shean	76-74-78-75 = 303	+15
T68 Kristin Ingram	73-79-78-77 = 307	+19
T96 Alex Schulte	80-74-79-82 = 315	+27



2007
MAY 22-25 || PAR 72 || 6,351 YDS
UCF/LPGA INTERNATIONAL
DAYTONA BEACH, FLA.
INDIVIDUAL ONLY

1 Stacy Lewis	71-71-74-66 = 282	-6
---------------	-------------------	----



2006
MAY 23-26 || PAR 72 || 6,203 YDS
OHIO ST./THE SCARLET COURSE
COLUMBUS, OHIO

TEAM	SCORE	TO PAR
1 Duke	297-292-287-291 = 1167	+15
2 S. California	291-300-298-288 = 1177	+25
3 Pepperdine	301-295-298-293 = 1187	+35
4 Arizona St.	292-294-310-299 = 1195	+43
5 California	305-301-295-299 = 1200	+48
T6 Georgia	306-305-291-300 = 1202	+50
T6 Washington	305-304-293-300 = 1202	+50

T6 Florida	293-307-302-300 = 1202	+50
9 Purdue	301-295-300-307 = 1203	+51
10 ARKANSAS	299-313-298-295 = 1205	+53
11 UCLA	301-306-303-297 = 1207	+55
12 Auburn	301-298-305-304 = 1208	+56
T13 Tennessee	303-290-315-301 = 1209	+57
T13 Stanford	307-301-295-306 = 1209	+57
15 Wake Forest	297-312-301-301 = 1211	+59
16 Florida St.	305-305-301-302 = 1213	+61
17 Arizona	296-319-297-304 = 1216	+64
18 Oklahoma St.	311-299-308-299 = 1217	+65
19 Texas A&M	302-306-316-295 = 1219	+67
20 Nebraska	311-305-306-299 = 1221	+69
21 Kent St.	312-307-304-306 = 1229	+77
22 UNLV	313-301-304-312 = 1230	+78
23 Louisiana St.	298-307-319-308 = 1232	+80
24 Alabama	307-317-310-314 = 1248	+96

Arkansas Individuals		
T9 Stacy Lewis	76-76-76-66 = 294	+6
T38 Amanda McCurdy	75-77-73-76 = 301	+13
T53 Ashley Medders	74-77-75-78 = 304	+16
T75 Lindsey Hinshaw	76-83-74-75 = 308	+20
T105 Courtney Mahon	74-83-78-81 = 316	+28



2005
MAY 17-19 || PAR 71 || 6,312 YDS
OREGON ST./THE MEADOWS GC
SUNRIVER, ORE.

TEAM	SCORE	TO PAR
1 Duke	292-303-278-297 = 1170	+34
2 UCLA	288-302-292-293 = 1175	+39
3 Auburn	290-296-295-295 = 1176	+40
4 Pepperdine	291-295-299-294 = 1179	+43
5 California	295-299-296-290 = 1180	+44
T6 Tennessee	300-303-299-285 = 1187	+51
T6 Ohio St.	301-296-300-290 = 1187	+51
T8 Arizona St.	303-301-297-289 = 1190	+54
T8 Okla. St.	298-306-299-287 = 1190	+54
10 Florida	301-304-297-293 = 1195	+59
T11 ARKANSAS	296-307-293-301 = 1197	+61
T11 S. California	287-312-301-297 = 1197	+61
13 Virginia	304-308-295-293 = 1200	+64
14 Wash.	292-314-296-299 = 1201	+65
15 Tulane	305-312-299-286 = 1202	+66
16 Missouri	307-300-296-302 = 1205	+69
17 Mich. St.	304-301-299-302 = 1206	+70
18 UCIrvine	311-304-297-299 = 1211	+75
19 Stanford	300-311-298-303 = 1212	+76
20 Purdue	309-302-304-301 = 1216	+80
21 Furman	307-301-309-300 = 1217	+81
22 Texas A&M	305-306-309-299 = 1219	+83
23 Tulsa	307-313-310-292 = 1222	+86
24 BYU	305-317-316-300 = 1238	+103

Arkansas Individuals		
T34 Amanda McCurdy	71-82-70-75 = 298	+14
T39 Stacy Lewis	72-78-74-75 = 299	+15
T68 Lindsey Hinshaw	76-79-73-76 = 304	+20
T74 Courtney Mahon	77-72-77-78 = 305	+21
T88 Gena Johnson	80-77-76-75 = 308	+24



Standing (l-r): Head Coach Sue Ertl, Erika Iding, Julie McMahon, Kellie Dennis, Lisa Cornwell. Kneeling (l-r): MacKenzie Cato, Sarah Williams, Jane Hilburn.

1995-96 INDIVIDUAL RESULTS

PLAYER	AVG	ROUNDS	STROKES	18	36	54	BEST FINISH
Lisa Cornwell	79.8	22	1,756	72	156	229	t15th, LSU Invitational
Julie McMahon	81.1	20	1,623	77	155	237	t15th, Minnesota Invite
Erika Iding	81.0	23	1,863	76	154	238	5th, Minnesota Invitational
MacKenzie Cato	81.9	20	1,637	77	158	236	t6th, Minnesota Invitational
Jane Hilburn	82.1	20	1,642	74	156	238	t15th, Midwest Classic
Kellie Dennis	85.2	5	426	84	169	257	t31st, Minnesota Invitational
Sarah Williams	86.3	10	863	80	169	249	t27th, Midwest Classic
TEAM	81.8	120	9,810	312	634	957	4th, Minnesota Invitational
	317.5	23	7,297				

1995-96 TEAM RESULTS

DATE	EVENT	PLACE/TEAMS	SCORE
Sept. 10-11	Golden Gopher Invitational	4th/11	318-318=636
Sept. 22-24	Auburn Lady Tiger Invitational	11th/12	323-322=645
Oct. 6-8	Lady Kat Invitational	14th/17	330-310-331=971
Nov. 3-5	FIU/Pat Bradley Invitational	5th/12	315-319-323=957
Feb. 23-24	Midwest Classic	5th/6	318-316=634
March 15-17	LSU Fairwood Invitational	16th/18	329-321-316=966
March 22-24	Lady Gamecock Invitational	12th/16	323-326-321=970
April 12-14	Liz Murphey Coll. Classic	12th/22	327-312-320=959
April 19-21	SEC Championship	12th/12	334-329=663



SUE ERTL



Seated (l-r): Jessica Nelson, MacKenzie Cato. Back (l-r): Jane Hilburn, Laura Kennen, Head Coach Ulrika Fisher (Belline), Rebecca Gard, Adrienne Mucci.

1996-97 INDIVIDUAL RESULTS

PLAYER	AVG	ROUNDS	STROKES	18	36	54	BEST FINISH
MacKenzie Cato	81.9	28	2293	76	160	242	T12th, Lady Lumberjack Invitational
Adrienne Mucci	82.4	28	2307	77	158	239	T7th, Lady Lumberjack Invitational
Jane Hilburn	83.5	28	2339	75	165	237	T28th, Lady Lumberjack Invitational
Rebecca Gard	84.0	25	2100	79	162	243	T32nd, Lady Lumberjack Invitational
Jessica Nelson	85.6	22	1883	79	169	253	T32nd, Lady Lumberjack Invitational
Laura Kennan	90.8	6	545	84	185	285	94th, Lady Tar Heel Invitational
TEAM	83.7	137	11467	324	651	978	5th, Lady Lumberjack Invitational
	329.3	28	9220				

1996-97 TEAM RESULTS

DATE	EVENT	PLACE/TEAMS	SCORE
Sept. 13-15	Lady Seminole Invitational	17th/19	324-327-328=979
Sept. 27-29	Lady Tar Heel Invitational	13th/18	327-323-319=969
Oct. 7-9	Lady Lumberjack Invitational	5th/13	316-333=649
Oct. 28-30	Roadrunner Invitational	13th/19	337-327-341=1005
Feb. 24-25	Monica Welsh Invitational	14th/18	330-330-364=1024
March 2-3	Bay Area Classic	9th/19	351-333=684
March 14-16	LSU Fairwood Invitational	13th/14	324-328-326=978
March 21-23	Lady Gamecock Invitational	15th/15	321-323-325=969
April 11-13	Liz Murphey Coll. Classic	16th/19	332-325-329=986
April 18-20	SEC Championship	12th/12	328-322-327=977



ULRIKA FISHER



Standing (l-r): Head Coach Ulrika Fisher (Belline), Leslie Stiles, Rebecca Gard, Adrienne Mucci, Kelly Hanwell, MacKenzie Cato, Laura Kennan, Kristy Kortuem, Jane Hilburn, Johanna Danielsson, Assistant Coach Anne Clark.

1997-98 INDIVIDUAL RESULTS

PLAYER	ROUNDS	STROKES	AVE	18	36	54	BEST FINISH
Johanna Danielsson	28	2203	78.7	73	149	226	T4th Pepperdine Wave Invitational
MacKenzie Cato	3	240	80.0	75	157	240	T37 Ram Fall Classic
Kristy Kortuem	19	1557	81.9	74	156	234	T21 Pepperdine Wave Invitational
Jane Hilburn	17	1408	82.8	74	159	238	T33 Ram Classic/T33 Lady Rebel
Kelly Hanwell	28	2303	82.2	78	162	247	T4th Pepperdine Wave Invitational
Adrienne Mucci	25	2041	81.6	77	162	247	T41 Lady Kat Invitational
Rebecca Gard	19	1566	82.4	74	153	234	T5 Lady Rebel Intercollegiate
Laura Kennan	DNP						
Totals	28	9003	321.5	303	623	935	
	139	11,318	81.4				

1997-98 TEAM RESULTS

DATE	EVENT	PLACE/TEAMS	SCORE
Sept. 12-13	Ram Fall Classic	T7 th/17	303-320-312=935
Oct. 4-5	Lady Rebel Intercoll.	4th/19	313-311=624
Oct. 10-12	Lady Kat Invitational	7th/18	312-310-320=942
Oct. 26-28	Memphis Intercoll.	14th/15	351-337-337=1025
Nov. 11-12	Pepperdine Invitational	4th/18	314-320=634
F. 27-M. 1	Lady Gator Invitational	16th/19	318-309-319=946
March 13-15	LSU Fairwood Invitational	T12th/14	317-319-322=958
March 20-23	Lady Gamecock Invitational	12th/12	341-333-330=1004
April 10-12	Liz Murphey Coll. Classic	16th/17	327-339-322=988
April 17-19	SEC Championship	10th/12	304-326-317=947



ULRIKA FISHER



Standing (l-r): Assistant Coach Anne Clark, Laura Kennan, Kelly Hanwell, Rebecca Gard, Adrienne Mucci, Lauren Baugh.
Seated (l-r): Head Coach Ulrika Fisher (Belline), Jane Hilburn, Kristy Kortuem, Johanna Danielsson.

1998-99 INDIVIDUAL RESULTS

PLAYER	TOURN.	ROUNDS	STROKES	AVE.	18	36	54	TOP 10	TOP 25	BEST FINISH
Adrienne Mucci	12	26	2043	78.58	73	147	240	3	4	1st Pepperdine*
Johanna Danielsson	12	26	2055	79.00	71	153	232	2	6	T8th Pepperdine
Lauren Baugh	9	19	1501	79.00	73	147	224	1	4	T5th Chip-N Club
Kristy Kortuem	12	26	2078	79.92	71**	148	224	2	5	T5th Chip-N Club
Rebecca Gard	4	10	806	80.60	76	159	245	0	2	16th Arkansas
Jane Hilburn	5	12	968	80.67	74	153	244	2	2	6th Ark./ Pepp.
Kelly Hanwell	7	13	1060	81.54	77	177	240	0	1	T78 Pepperdine
Laura Kennan	2	5	429	85.80	85	172	253	0	0	T32nd Arkansas
TEAM	12	26	8,167	314.11	300	606	915	6	9	1st Arkansas
		137	10,933	79.80						

*First individual winner in history of program

**Arkansas' first ever sub-par round in history of program

1998-99 TEAM RESULTS

DATE	EVENT	PLACE/TEAMS	SCORE
Sept. 14-15	Chip-N Club	4th/15	309-306-300=915
Sept. 25-27	Lady Tar Heel Invitational	12th/17	317-314-323=954
Oct. 3-4	Lady Razorback Invitational	1st/6	306-322=628
Nov. 1-3	Memphis InterColl.	13th/15	320-320-328=958
Feb. 16-17	Pepperdine Wave Invitational	2nd/20	312-307=619
Feb. 26-28	SunTrust Lady Gator Invitational	8th/19	309-316=625*
March 12-14	LSU/Fairwood Invitational	6th/8	316-322=638
March 26-28	Betsy Rawls Classic	6th/8	315-326-319=960
April 2-4	Liz Murphey Coll. Classic	11th/18	312-317-310=939
April 16-18	SEC Championship	5th/12	315-315-301=931



ULRIKA FISHER



Standing (l-r): head coach Ulrika Belline, Catherine Beckett, Lina Axelsson, Adrienne Mucci, assistant coach Jodi Sykes. Middle: Lauren Kennan. Seated (l-r): Lauren Baugh, Kristy Kortuem, Catherine Beckett.

1999-2000 INDIVIDUAL RESULTS

PLAYER	TOURN.	ROUNDS	STROKES	AVE.	18	36	54	TOP 10	TOP 25	BEST FINISH
Johanna Danielsson	10	29	2294	79.10	71	147	227	2	3	2nd Lady Rebel
Kelly Hanwell	10	29	2302	79.38	74	154	241	0	1	T13 LR Invite
Kristy Kortuem	10	29	2306	79.52	74	150	234	0	3	T12 Hawaii
Adrienne Mucci	10	29	2334	80.48	72	155	239	0	2	T14 Hawaii
Lauren Baugh	9	26	2092	80.46	75	155	229	1	1	T3 Lady Rebel
Catherine Beckett	5	14	1152	82.29	74	159	241	0	1	T26 LR Invite*
Lauran Kennan	1	2	172	86.00	81	172	--	0	0	T51 LR Invite*
TEAM	10	29	9,148	315.45	301	614	927	2	2	1st Lady Rebel
		158	12,652	80.07						

*Competed as Individual

1999-2000 TEAM RESULTS

DATE	EVENT	PLACE/TEAMS	SCORE
Sept. 20-21	Lady Razorback Inv.	4th/13	305-316=621
Oct. 1-3	Lady Rebel Inv.	1st/19	313-301-313=927
Oct. 8-10	Franklin St./Trust Tar Heel Inv.	10th/15	315-315-325=955
Nov. 19-10	Wahine Rainbow Inv.	3rd/14	303-313-315=931
Feb. 25-27	SunTrust Lady Gator Inv.	11th/15	317-305-324=946
March 17-19	Lady Gamecock Classic	9th/11	323-322-313=958
M. 31-A. 2	Liz Murphey Coll. Classic	16th/17	317-310-323=950
April 7-9	LSU Inv.	4th/12	310-327-319=956
April 21-23	SEC Championship	8th/12	318-311-327=956
May 10-12	NCAA Regionals (East)	24th/25	323-315-310=948



ULRIKA BELLINE



Seated (l-r): Kelly Hanwell, Mary Elizabeth Brice. Standing (center): Jennifer Norlien, Kneeling (l-r): Head Coach Ulrika Belline, Catherine Beckett, Lauren Baugh, Melissa Murray, Johanna Danielsson.

2000-01 INDIVIDUAL RESULTS

PLAYER	TOURN.	ROUNDS	STROKES	AVE.	18	36	54	TOP 10	TOP 25	BEST FINISH
Johanna Danielsson	10	30	2355	78.50	74	154	228	-	1	T19 Nebraska
Lauren Baugh	9	27	2147	79.52	75	153	230	1	1	T3 Lady Razorback
Catherine Beckett	7	21	1691	80.52	75	156	237	1	1	10 Lady Razorback
Kelly Hanwell	9	27	2171	80.41	73	151	226	1	1	T7 Texas A&M
Jennifer Norlien	8	24	1933	80.54	74	156	239	0	0	T29 Lady Razorback
Mary Elizabeth Brice	4	12	988	82.33	78	163	242	-	-	T32 Lady Razorback
Melissa Murray	5	14	1157	82.64	80	160	244	-	-	T51 Nebraska
TEAM	10	30	9521	317.37	310	620	937	5	9	3rd Lady Razorback
		155	12442	80.27						

2000-01 TEAM RESULTS

DATE	EVENT	PLACE/TEAMS	SCORE
Sept. 11-12	ALLTEL Husker Invitational	7th/17	312-321-314=947
Oct. 2-3	Lady Razorback Invitational	3rd /5	321-315-314=950
Oct. 13-15	Mercedes-Benz Invitational	13th/15	326-315-319=960
Oct. 23-24	Cent. District Classic	10th /11	315-329-326=970
Feb. 23-27	SunTrust/Lady Gator Invitational	17th/17	310-315-320=945
March 5-6	Verizon "Mo" Morial Invitational	6th/17	315-309-313=937
March 12-14	Betsy Rawls Invitational	9th /12	324-313-317=954
M. 30-A. 1	Liz Murphey Coll. Classic	16th/18	324-322-337=983
April 9-10	Susie Maxwell Berning	7th /15	311-309-312=932
April 20-22	SEC Championship	12th /12	315-321-307=943



ULRIKA BELLINE



Front row (l-r): Lauren Baugh, Mary Elizabeth Brice, Lina Axelsson, Lara Sowers. Back row (l-r): Jennifer Norlien, Melissa Murray, Catherine Beckett, Gena Johnson.

2001-02 INDIVIDUAL RESULTS

PLAYER	TOURN.	ROUNDS	STROKES	AVE.	18	36	54	TOP 10	TOP 25	BEST FINISH
Lina Axelsson	9	26	2059	79.2	74	149	225	0	3	T12 at Chip-N Club
Jennifer Norlien	8	23	1853	80.6	72	147	224	1	1	T9 at Chip-N Club
Catherine Beckett	9	26	2099	80.7	75	151	234	0	0	T16 at Lady Razorback
Gena Johnson	7	20	1623	81.2	74	149	242	1	1	T5 at Lady Razorback
Melissa Murray	7	21	1714	81.6	73	152	234	0	1	T23 at Lady Razorback
Lauren Baugh	3	8	671	83.9	80	161	249	0	0	46 at Lady Razorback
Mary Elizabeth Brice	3	9	704	77.2	71	150	225	0	2	T12 at Chip-N Club
Lara Sowers	2	6	511	85.2	82	164	251	0	0	47 at Lady Razorback
TEAM	9	26	8290	318.8	301	613	914			
	9	139	11,234	80.8	301	613	914			T3 at Chip-N Club

2001-02 TEAM RESULTS

DATE	EVENT	PLACE/TEAMS	SCORE
Sept. 9-10	Chip-N Club Invitational	T3rd/13	301-312-301=914
Sept. 15-16	Lady Gopher Invitational		Cancelled
Oct. 1-2	Lady Razorback Invitational	7th/15	326-312-320=958
Oct. 8-9	The Legends InterColl.	17th/19	319-312-320=951
Oct. 26-28	Capstone Classic	9th/17	341-334-328=1003
Feb. 22-24	SunTrust/Lady Gator Invitational	15th/15	319-324-326=969
March 4-5	Verizon "Mo" Morial Invitational	18th/18	351-327=678*
March 22-24	Liz Murphey Coll. Classic	18th/18	320-320-314=954
April 8-9	Susie Maxwell Berning	8th/15	314-308-307=929
April 19-21	SEC Championship	11th/12	320-301-313=934



ULRIKA FISHER



Standing (l-r): Jennifer Norlien, Gena Johnson, Catherine Beckett, Amanda McCurdy, Courtney Mahon, Lina Axelsson, Melissa Murray, head coach Kelley Hester.

2002-03 INDIVIDUAL RESULTS

PLAYER	TOURN.	ROUNDS	STROKES	AVE.	18	36	54	TOP 10	TOP 25	BEST FINISH
Amanda McCurdy	11	31	2409	77.7	68	148	216	2	3	2nd Adidas Fall Classic
Courtney Mahon	11	31	2416	77.9	74	153	227	2	3	3rd Lady Razorback
Lina Axelsson	11	31	2422	78.1	70	146	223	2	4	T4 SEC Championship
Melissa Murray	9	26	2054	79.0	74	152	236	1	4	T9 Lady Razorback
Gena Johnson	4	11	900	81.8	73	167	242	--	--	39 Adidas Fall Classic
Catherine Beckett	7	19	1574	82.8	77	159	239	--	1	T32 "Mo" Morial
Jennifer Norlien	5	15	1248	83.2	79	162	251	--	--	T34th Lady Razorback*
TEAM	11	31	9668	311.77	297	613	900	5	9	1st Lady Razorback
	11	164	13023	79.41						

2002-03 TEAM RESULTS

DATE	EVENT	PLACE/TEAMS	SCORE
Sept. 13-15	Lady Kat Invitational	8th/16	316-314=630*
Sept. 23-24	Louisville Invitational	5th/14	317-310-312=939
Oct. 7-8	Lady Razorback Invitational	1st/14	310-313-314=937
Oct. 21-22	Adidas Fall Classic	1st/11	302-309-289=900
Nov. 1-3	Landfall Tradition	10th/12	315-319-312=946
Feb. 22-24	Wildcat Invitational	T11th/18	314-307-312=933
March 3-4	Verizon "Mo" Morial	2nd/19	313-304=617*
March 24-26	Betsy Rawls Invitational	T7th/12	317-328-316=961
April 4-6	Liz Murphey Coll. Classic	T13th/17	316-305-315=936
April 18-20	SEC Championship	6th/12	297-316-312=925
May 8-10	NCAA Regionals	T15/21	315-310-319=944



KELLEY HESTER



Standing (l-r): Jennifer Norlien, Gena Johnson, Sarah Trew, Amanda McCurdy, Stacy Lewis, Ashley Medders, Courtney Mahon, Lina Axelsson, Melissa Murray.

2003-04 INDIVIDUAL RESULTS

PLAYER	TOURN.	ROUNDS	STROKES	AVE.	18	36	54	TOP 10	TOP 25	BEST FINISH
Amanda McCurdy	11	33	2470	74.85	69	141	216	4	9	1st at Landfall T1st at Embassy*
Courtney Mahon	11	33	2505	75.91	70	146	217	4	5	T1st at Mary Fossum* T1st at Mercedes-Benz*
Lina Axelsson (Injured)	7	21	1642	78.19	72	150	227		2	16 at Embassy
Melissa Murray	7	21	1686	78.48	73	152	225			T23rd at Landfall
Gena Johnson	9	26	2042	78.54	72	153	226	2	2	T9th at Embassy
Jennifer Norlien	5	15	1190	79.30	74	154	231			T34 at Embassy (ind)
Sara Trew	7	21	1671	79.57	74	156	235			T36 at Cent. District
Lindsey Hinshaw	1	3	251	83.70	81	165	251			T47 at Embassy (ind)
TEAM	11	33	10,092	305.82	291	595	894	8	11	1st at Embassy
		173	13,457	77.79						

2003-04 TEAM RESULTS

DATE	EVENT	PLACE/TEAMS	SCORE
Sept. 7-9	Embassy Suites/Tyson Invitational	1st/9	291-304-303=898
Sept. 20-21	Mary Fossum Invitational	3rd/16	314-309-312=935
Oct. 6-7	Shootout at the Legends	t4th/18	293-305-296=894
Oct. 17-19	Mercedes-Benz Classic	6th/17	305-300-296=901
O. 31-N. 2	Landfall Tradition	4th/12	304-294-304=902
Feb. 23-24	Central District Invitational	5th/15	307-303-311=921
March 1-2	Texas A&M "Mo" Morial	t4/16	311-295-308=914
March 7-9	SunTrust/Lady Gator Invitational	11th/15	322-308-319=949
March 26-28	Liz Murphey Coll. Classic	12th/18	306-310-303=919
April 16-18	SEC Championship	9th/12	297-308-304=909
May 6-8	NCAA Central Region	16th/21	308-325-317=950



KELLEY HESTER



Kneeling (l-r): Lindsay Hinshaw, Amanda McCurdy. Standing (l-r): assistant coach Shauna Estes, Sarah Trew, Courtney Mahon, Stacy Lewis, Whitney Sylvan, Lina Axelsson, Ashley Medders, Brittany Lavy, Gena Johnson. Back Row: head coach Kelley Hester.

2004-05 INDIVIDUAL RESULTS

PLAYER	TOURN.	ROUNDS	STROKES	AVE.	VS. PAR	18	36	54	TOP 10	TOP 25	BEST FINISH
Stacy Lewis	10	28	2072	74.00	2.21	67*	140	214*	7	101	SEC/ Betsy Rawls Inv. T1 Central District Inv.
Amanda McCurdy	10	28	2125	75.89	4.11	71	145	217	4	9	3 Central District Inv.
Gena Johnson	7	21	1625	77.38	5.57	70	150	223	TBA	5	T15 Mercedes-Benz
Courtney Mahon	9	25	1943	77.72	5.96	73	152	225	TBA	3	T19 Central District Inv.
Sarah Trew	6	17	1352	79.53	7.88	73	151	229	TBA	TBA	T30 Central District
Lindsay Hinshaw	7	19	1514	79.68	7.69	73	151	231	TBA	1	T16 BYU Dixie Classic
Lina Axelsson	3	8	638	79.75	7.75	75	154	234	TBA	TBA	T27 Lady Razorback
Ashley Medders	3	8	657	82.13	10.50	79	161	240	TBA	TBA	T59 BYU Dixie Classic
TEAM	10	28	8509	303.89	292	588	881		9		10 2nd Central District
		154	11926	77.44							

2004-05 TEAM RESULTS

DATE	EVENT	PLACE/TEAMS	SCORE
Sept. 13-15	Branch Law Firm/ Dick McGuire Invitational	5th/17	299-296-295 = 890
Sept. 24-26	Jeannine McHaney Invitational	5th/18	301-301 = 602
Oct. 8-10	Mercedes-Benz Coll. Invitational	6th/17	289-310-300 = 899
Oct. 17-19	Lady Razorback Invitational	3rd/19	303-310-307 = 920
Feb. 21-22	Central District Invitational	2nd/15	296-293-292 = 881
March 4-6	SunTrust Lady Gator Invitational	T9/18	303-312-314 = 929
March 11-13	Betsy Rawls Longhorn Invitational	5/17	309-302-316 = 927
March 25-27	Liz Murphey Coll. Classic	11th/18	306-313-306 = 925
April 4-5	BYU Dixie Classic	2nd/14	330-R0-301 = 631
April 15-17	SEC Championship	3rd/12	301-309-295 = 905
May 5-7	NCAA Central Regional	8th/12	300-311-304 = 915
May 17-19	NCAA Championship	T11th/24	296-307-293-301 = 1197



KELLEY HESTER



Front row (l-r): Stacy Lewis, Sarah Trew, Whitney Sylvan, Lindsay Hinshaw, Amanda McCurdy, Ashley Medders, Lucy Nunn.
Second row (l-r): Assistant Coach Shauna Estes, Head Coach Kelley Hester, Courtney Mahon, Brittany Lavy.

2005-06 INDIVIDUAL RESULTS

PLAYER	TOURN.	ROUNDS	STROKES	AVE.	SCORE VS. PAR	LOW ROUND	RNDS. IN 60'S	PAR - FINISH	WINS	BEST FINISH
Stacy Lewis	11	34	2527	74.32	2.50 (85)	66	1	2	0	T2
Amanda McCurdy	11	34	2538	74.65	2.82 (96)	68	4	3	2	1
Courtney Mahon	11	34	2597	76.38	4.56 (155)	71	0	1	0	T2
Ashley Medders	9	27	2070	76.67	4.56 (123)	69	1	1	1	1
Lindsey Hinshaw	11	34	2639	77.62	5.79 (197)	72	0	0	0	T21
Lucy Nunn	4	12	941	78.42	6.42 (77)	72	0	2	0	T25
Sarah Trew	3	9	706	78.44	6.78 (61)	73	0	0	0	T20
Whitney Sylvan	1	3	246	82.00	10.00 (30)	77	0	0	0	72
Totals	11	34	10211	300.3	13.02 (443)					
	11	187	14264	76.28						

2005-06 TEAM RESULTS

DATE	EVENT	PLACE/TEAMS	SCORE
Sept. 23-25	Mason Rudolph Champ.	3rd/15	291-296-297=884
Oct. 16-18	Tyson/Embassy Suites Invitational	1st/16	291-299-286=876
Oct. 21-23	Mercedes-Benz Coll.	3rd/14	300-299-290=889
O. 31-N. 1	Las Vegas Coll. Showdown	6th/16	294-295-293=882
Nov. 11-13	Hooters Match Play	Cons. B Winners	4-1
Feb. 13-15	Northrop Grumman Chall.	9/14	309-305-308=922
Feb. 24-26	2006 Lady Puerto Rico Invitational	3rd/16	298-294-296=888
March 10-12	Texas A&M "Mo" Morial	T1/18	307-301-315=923
March 24-26	Liz Murphey Coll. Classic	9th/18	324-309-301=934
April 15-17	SEC Championship	5th/12	304-297-296=897
May 5-7	NCAA West Regional	8th/21	299-307-305=911
May 17-20	NCAA Championship	10th/24	299-313-298-295=1205



KELLEY HESTER



Seated (l-r): assistant coach Shuana Estes, head coach Kelley Hester. Seated (l-r): Ashley Medders, Lucy Nunn, Corinna Rees, Tiffany Phelps, Alex Schulte, Stacy Lewis, Whitney Sylvan, Tanica van As.

2006-07 INDIVIDUAL RESULTS

PLAYER	TOURN.	ROUNDS	STROKES	AVE.	SCORE VS. PAR	LOW ROUND	RNDS. IN 60'S	PAR - FINISH	WINS	BEST FINISH
Stacy Lewis	12	34	2533	72.37	0.74 (25)	66	6	4	3	1_NCAA Champ.
Lucy Nunn	11	33	2493	75.55	3.91 (122)	70	0	1	0	T8
Alexandrea Schulte	10	28	2144	76.57	4.89 (137)	70	0	0	0	T14
Ashley Medders	9	27	2072	76.74	5.00 (137)	70	0	0	0	T22
Kristin Ingram	6	18	1398	77.67	6.00 (108)	71	0	0	0	T30
Corinna Rees	6	18	1435	79.72	8.39 (151)	73	0	0	0	T33
Whitney Sylvan	3	9	726	80.67	8.67 (78)	74	0	0	0	T61
Tanica van As	3	9	738	82.00	10.33 (93)	81	0	0	0	T53
Totals	11	33	9941	301.24	14.36 (474)	278				
	11	173	13,257	76.63						

2006-07 TEAM RESULTS

DATE	EVENT	PLACE/TEAMS	SCORE
Sept. 15-17	Mason Rudolph Champ.	12th/15	300-306-296=902
Sept. 22-24	NCAA Preview	13th/18	307-297-301=905
Oct. 13-15	Mercedes-Benz Coll.	4th/15	303-296-295=894
Oct. 20-22	Peg Barnard Invitational	10th/15	305-291-290=886
Nov. 3-5	Hooters Match Play	1-1	
Feb. 19-20	Central District Invitational	T7th/14	308-303-303-914
March 5-6	UCF Invitational	10th/13	312-312-304=928
March 16-18	Betsy Rawls Longhorn Invitational	4th/14	306-309-308=923
March 23-25	Liz Murphey Coll. Classic	3rd/18	300-297-300=897
April 8-9	Susie Maxwell Berning	2nd/18	292-278-299=869
April 20-22	SEC Championship	9th/12	296-299-311=906
May 10-12	NCAA Regional Champ.	9th/21	291-301-314=906
May 22-25	NCAA Championship	Ind. Only	Stacy Lewis 1st 71-71-74-66=282



KELLEY HESTER



Standing (l-r): Head Coach Shauna Estes-Taylor, Stacy Lewis, Tiffany Phelps, Alex Schulte, Kelli Shean, Kristin Ingram, Corinna Rees, Natalie Beach, Assistant Coach Mike Adams. Front row (l-r): Ashley Medders, Tanica van As, Lucy Nunn, Whitney Sylvan.

2007-08 INDIVIDUAL RESULTS

PLAYER	TOURN.	ROUNDS	STROKES	AVE.	SCORE VS. PAR	LOW ROUND	PAR OR BETTER	TOP 10 (20)	18	36	54
Stacy Lewis	12	36	2592	72.00	0.25 (9)	68 (2x)	20	10 (11)	68	138	208
Lucy Nunn	12	36	2725	75.69	3.94 (142)	71 (2x)	2	1 (2)	69	147	220
Kristin Ingram	11	33	2512	76.12	4.39 (145)	70	4	1 (3)	70	144	214
Kelli Shean	12	36	2744	76.22	4.47 (161)	71	1	0 (3)	71	145	219
Whitney Sylvan	1	3	232	77.33	5.33 (16)	76	0	0	76	154	232
Tiffany Phelps	2	6	466	77.67	6.17 (37)	74	0	0 (0)	74	152	229
Alex Schulte	8	25	1965	78.60	6.84 (171)	75	0	0 (0)	75	151	229
Tanica van As	1*	3	237	79.00	7.00 (21)	77	0	0 (0)	77	155	237
Corinna Rees	2	5	406	81.20	9.20 (46)	83	0	0 (0)	76	168	238
TEAM	12	36	10748	298.56	11.56 (416)	289	0	8 (8)	289	582	878

*Individual

2007-08 TEAM RESULTS

DATE	EVENT	PLACE/TEAMS	SCORE
S. 29-O. 1	Wildcat Fall Invitational	3rd/14	298-301-299=889
Oct. 12-14	Mercedes Benz Coll. Classic	3rd/17	285-297-296=878
Oct. 19-21	Stanford InterColl.	4th/17	299-298-289=886
Oct. 26-28	UA Ann Rhoads InterColl.	1st/18	295-300-291=886
Feb. 24-26	Lady Puerto Rico Classic	t5th/18	296-293-299=888
Mar. 9-11	UCF Invitational	12th/18	294-298-292=884
Mar. 17-19	Betsy Rawls Longhorn	4th/18	311-R0-321=632
Mar. 21-23	Liz Murphey Coll. Classic	4th/18	305-305-306=916
Mar. 28-30	Bryan National Coll.	4th/18	305-302-306=913
Apr. 18-20	SEC Championship	2nd/12	297-298-296=891
May 8-10	NCAA West Regionals	t5th/21	291-297-294=882
May 20-23	NCAA Championship	8th/24	298-297-302-297=1194



SHAUNA ESTES



Front row (l-r): Katy Nugent, Lucy Nunn, Alex Schulte, Kristin Ingram, Kelli Shean. Back row (l-r): Assistant Coach Mike Adams, Corinna Rees, Tiffany Phelps, Tanica van As, Natalie Beach.

2008-09 INDIVIDUAL RESULTS

PLAYER	TOURN.	ROUNDS	STROKES	AVE.	SCORE VS. PAR	LOW ROUND	PAR OR BETTER	TOP 10 (20)	18	36	54
Lucy Nunn	10	28	2062	73.64	1.89 (+53)	68	8	3 (4)	68	140	209
Kristin Ingram	10	28	2090	74.64	2.86 (+80)	70 (3x)	7	3 (4)	70	140	211
Kelli Shean	10	28	2094	74.79	3.00 (+84)	71 (2x)	5	1 (2)	71	145	216
Alex Schulte	10	28	2110	75.36	3.61 (+101)	69	5	1 (2)	69	146	220 (2x)
Katy Nugent	10	28	2171	77.54	5.75 (+161)	72	1	0 (0)	76	149	221
Tiffany Phelps	2	6	479	79.83	7.83 (+47)	74	0	0 (0)	74	154	236
TEAM	10	28	8312	296.86	9.71 (+272)	282	3	6 (8)	282	581	869

*Individual

2008-09 TEAM RESULTS

DATE	EVENT	PLACE/TEAMS	SCORE
Sept. 7-8	NCAA Preview	11th/15	310-306-308=924
Sept. 26-28	Mason Rudolph Champ.	12th/17	298-299-300=897
Oct. 10-12	Mercedes Benz Collegiate	6th/18	303-291-291=885
Oct. 17-19	Peg Barnard Invitational	t8th/16	282-299-291=872
March 13-15	LSU/Cleveland Golf Classic	4th/18	298-284-287=869
March 20-22	Betsy Rawls Longhorn	3rd/17	288-294-298=880
March 27-29	Liz Murphey Coll. Classic	14th/18	RO-RO-310=310
April 3-5	Bryan National Collegiate	t9th/18	310-305-300=915
April 17-19	SEC Championship	t2nd/12	295-287-296=878
May 7-9	NCAA West Regionals	t9th/21	289-296-297=882

*Shortened due to weather

!Lost playoff



**SHAUNA
ESTES-TAYLOR**



Standing (l-r): Assistant Coach Mike Adams, Corinna Rees, Tiffany Phelps, Alex Schutle, Emma Lavy, Kristin Ingram, Rachel Carpenter, Meagan Roberts, Victoria Vela, Katy Nugent, Kelli Shean, Head Coach Shauna Estes-Taylor.

2009-10 INDIVIDUAL RESULTS

PLAYER	TOURN.	ROUNDS	STROKES	AVE.	SCORE VS. PAR	LOW ROUND	PAR OR BETTER	TOP 10 (20)	18	36	54
Kelli Shean	11	33	2418	73.27	1.27 (+42)	67	13	6 (9)	67	142	209
Victoria Vela	8	24	1828	76.17	4.29 (+103)	69	4	x (1)	69	151	219
Alex Schulte	7	21	1605	76.43	4.57 (+96)	70	2	1 (1)	72	152	220
Kristin Ingram	11	33	2534	76.79	4.79 (+158)	70	5	2 (3)	70	143	213
Tiffany Phelps	6	18	1399	77.72	5.89 (+106)	72	1	x	72	147	222
Corinna Rees	9	27	2103	77.89	5.67 (+153)	75	x	1 (1)	75	155	231
Meagan Roberts	1	3	239	79.67	6.67 (+20)	77	x	x	77	160	239
Katy Nugent	3	9	693	77.0	4.67 (+42)	72	2	x	72	150	225
TEAM	11	33	9962	301.88	11.00 (+363)	280	2	4 (5)	280	571	859
		169	12819	77.85							

2009-10 TEAM RESULTS

DATE	EVENT	PLACE/TEAMS	SCORE
Sept. 19-20	Branch Law Firm/Dick McGuire	13th/18	300-303-305=908
Sept. 28-29	Marilyn Smith/Sunflower Inv.	2nd/13	308-305-291=904
Oct. 16-18	Mercedes Benz Intercollegiate	14th/18	304-309-307=920
Oct. 26-28	Las Vegas Collegiate Showdown	5th/17	299-302-303=896
Feb. 22-23	Central District Invitational	8th/15	303-293-304=900
Feb. 28-M. 2	Kinderlou Challenge	13th/18	308-313-305=926
March 12-14	Tiger/Wave Golf Classic	12th/23	314-316-293=923
March 26-28	Liz Murphey Collegiate Classic	3rd/22	312-303-297=912
April 2-4	Bryan National Collegiate	13th/18	306-300-297=903
April 16-18	SEC Championship	3rd/12	280-288-291=859
May 6-8	NCAA WestRegional Championships	13th/24	309-299-304=911



**SHAUNA
ESTES-TAYLOR**



Assistant Coach Mike Adams, Victoria Vela, Kelli Shean, Meagan Roberts, Emily Tubert, Rachel Carpenter, Emma Lavy, Corinna Rees, Emily Podzielinski, Head Coach Shauna Estes-Taylor.

2010-11 INDIVIDUAL RESULTS

PLAYER	TOURN.	ROUNDS	STROKES	AVE.	SCORE VS. PAR	LOW ROUND	PAR OR BETTER	FIN. PCT.	WINS	BEST FINISH
Emily Tubert	12	37.0	2679	72.16	0.41 (+15)	63*	19	89.9%	3	1 (3x)
Kelli Shean	12	37.0	2723	73.59	1.57 (+58)	67	17	84.1%	0	2 (3x)
Corinna Rees	11	34.0	2576	75.76	4.03 (+137)	67	7	58.4%	0	T2
Emma Lavy	12	37.0	2804	75.78	4.03 (+149)	69	4	58.8%	0	T12
Victoria Vela	12	37.0	2809	75.92	4.16 (+154)	71 (2x)	3	56.6%	0	T7
Meagan Roberts	2	6.0	467	77.83	5.33 (+16)	75	0	29.0%	0	T24
Rachel Carpenter	2	6.0	492	82.00	10.00 (+60)	78	0	3.8%	0	T72
TEAM	12	37.0	10,914	294.97	7.95 (294)	276			2	1 (2x)

*School Record

2010-11 TEAM RESULTS

DATE	EVENT	PLACE/TEAMS	SCORE
Sept. 24-26	Susie Maxwell Berning Classic	1st/8	290-290-291=871 (+7)
Oct. 8-10	Mercedes Benz Collegiate Classic	2nd/15	291-295-283=869 (+5)1
Oct. 25-27	Las Vegas Collegiate Showdown	1st/17	277-276-293=846 (-18)
Nov. 5-7	Pac 10-SEC Challenge	11th/21	288-296-307=891 (+39)
Feb. 21-22	Central District Invitational	11th/15	302-309-298=909 (+45)
March 6-7	SunTrust Gator Invitational	5th/17	298-296-305=899 (+59)
March 11-13	LSU Invitational	1st/21	305-296-287=888 (+24)
March 25-26	Mountain View Collegiate	3rd/18	286-292-286=864 (E)
April 1-3	Liz Murphey Collegiate Classic	t3rd/23	306-306-284=896 (+32)
	Best Ball Scoring	4th/23	294-298-277=869 (+5)
April 15-17	SEC Championship	4th/12	289-305-298=892 (+28)
May 5-7	NCAA Central Regional	4th/24	307-303-289=899 (+35)
May 17-20	NCAA Championship	t5th/24	305-296-296-293=1190 (+38)



**SHAUNA
ESTES-TAYLOR**



Head coach Kelley Hester addresses the crowd after the Razorbacks win the 2003 Lady Razorback Invitational.

TOURNAMENT	FIRST APPEARANCE	LAST APPEARANCE	# OF APP.	BEST FINISH*	BEST SCORE*
Adidas Fall Classic	Oct. 21-22, 2002		1	4	302-309-289=900
ALLTEL Husker Invitational	Sept. 11-12, 2000		1	7	312-321-314=947
Auburn Lady Tiger Invitational	Sept. 22-24, 1995		1	11	323-322=645
Bay Area Classic	March 2-3, 1997		1	9	351-333=684
Betsy Rawls Longhorn Invitational	March 26-28, 1999	March 20-22, 2009	7	3 (2009)	288-294-298=880 (2009)
Branch Law Firm/Dick McGuire	Sept. 13-15, 2004	Sept. 19-20, 2009	2	5 (2004)	299-296-295=890 (2004)
Bryan National Collegiate	March 28-30, 2008	April 2-4, 2010	3	4 (2008)	306-300-297=903 (2010)
BYU Dixie Classic	April 4-5, 2005		1	2	330-R0-301=631
Capstone Classic	Oct. 26-28, 2001		1	9	341-334-328=1003
Central District Invitational	Oct. 23-24, 2000	Feb. 21-22, 2011	6	2 (2005)	296-293-292=881 (2005)
Chip-N Club Invitational	Sept. 14-15, 1998	Sept. 9-10, 2001	2	T3 (2001)	301-312-301=914 (2001)
FIU/Pat Bradley Invitational	Nov. 3-5, 1995		1	5	315-319-323=957
Franklin St./Trust Tar Heel Inv.	Oct. 8-10, 1999		1	10	315-315-325=955
Golden Gopher Invitational*	Sept. 10-11, 1995	Sept. 15-16, 2001	2	4	318-318=636
Hooters Match Play Championship	Nov. 11-13, 2005		2	Cons. B Winners (2005)	Cons. B Winners 4-1 (2005)
Jeannine McHaney Invitational	Sept. 24-26, 2004		1	5	301-301=602
Kinderlou Challenge	Feb. 28-March 2, 2010		1	13	308-313-305=926
Lady Gamecock Classic	March 22-24, 1996	March 17-19, 2000	4 (1996)	9	323-322-313=958 (1996)
Lady Kat Invitational	Oct. 6-8, 1995	Sept. 13-15, 2002	3 (1995)	7	312-310-320=942 (1997)
Lady Lumberjack Invitational	Oct. 7-9, 1996		1	5	316-333=649
Lady Puerto Rico Classic	Feb. 24-26, 2006	Feb. 24-26, 2008	2	3 (2006)	296-293-299=888 (2008)
					298-294-296=888 (2006)
Lady Razorback Invitational*	Oct. 3-4, 1998	Oct. 16-18, 2005	8	1 (2002, '03, '05)	291-299-286=889 (2005)
				1 (1998)	305-316=621 (2 day)
Lady Rebel Intercollegiate	Oct. 4-5, 1997	Oct. 1-3, 1999	2	1 (1999)	313-301-313=927 (1999)
				4 (1997)	313-311=624 (2 day)
Lady Seminole Invitational	Sept. 13-15, 1996		1	17	324-327-328=979
Lady Tar Heel Invitational	Sept. 27-29, 1996	Sept. 25-27, 1998	2	12 (1998)	317-314-323=954 (1998)
Landfall Tradition	Nov. 1-3, 2002	Oct. 31-Nov. 2, 2003	2	4 (2003)	304-294-304=902 (2003)
Las Vegas Collegiate Showdown	Oct. 31-Nov. 1, 2005	Oct. 25-27, 2010	3	1 (2010)	277-276-293=846 (2010)
Liz Murphey Collegiate Classic	April 12-14, 1996	April 1-3, 2011	16	3 (2007, 2010)	306-306-284=896 (2011)
Louisville Invitational	Sept. 23-24, 2002		1	5	317-310-312=939
LSU Fairwood Invitational*	March 13-15, 1998	March 11-13, 2011	8	1 (2011)	298-284-287=860 (2009)
Marilyn Smith/Sunflower Inv.	Sept. 28-29, 2009		1	2	308-305-291=904
Mary Fossum Invitational	Sept. 20-21, 2003		1	3	314-309-321=944
Mason Rudolph Championship	Sept. 23-25, 2005	Sept. 26-28, 2008	3	3 (2005)	291-296-297=884 (2005)

Memphis Intercollegiate	Oct. 26-28, 1997	Nov. 1-3, 1998	2	13 (1998)	320-320-328=968 (1998)
Mercedes-Benz Collegiate Inv.	Oct. 17-19, 2003	Oct. 8-10, 2010	9	2 (2010)	291-295-283=869 (2010)
Midwest Classic	Feb. 23-24, 1996		1	5	318-316=634
Monica Welsh Invitational	Feb. 24-25, 1997		1	14	330-330-364=1024
MountainView Collegiate	March 35-36, 2011		1	3	286-292-286=864
NCAA Preview	Sept. 22-24, 2006	Sept. 7-8, 2008	2	11 (2008)	307-297-301=905 (2008)
NCAA Central Regional	May 8-10, 2003	May 5-7, 2011	5	4 (2011)	307-303-289=899 (2011)
NCAA West Regional	May 5-7, 2006	May 6-8, 2010	4	t5 (2008)	291-297-294=882(2008)
					289-296-297=882 (2009)
NCAA East Regional	May 10-12, 2000		1	24	323-315-310=948
NCAA Championship	May 17-19, 2005	May 17-20, 2011	4 + Ind	t5 (2011)	305-296-296-293=1190 ('11)
NCAA Championship (Ind. Only)	May 22-25, 2007		1	1	71-71-74-66=292
Northrop Grumman Reg. Challenge	Feb. 13-15, 2006		1	9	309-305-308=945
Pac 10-SEC Challenge	Nov. 5-7, 2010		1	11	288-296-307=891
Peg Barnard Invitational	Oct. 20-22, 2006	Oct. 17-19, 2008	2	t8 (2008)	282-299-291=872 (2008)
Pepperdine Wave Invitational	Nov. 11-12, 1997	Feb. 16-17, 1998	2	2 (1999)	312-307=619 (1999)
Ram Fall Classic	Sept. 12-13, 1997		1	T7	303-320-312=935
Roadrunner Invitational	Nov. 28-30, 1996		1	13	337-327-341=1005
Southeastern Conference Championship	April 19-21, 1996	April 15-17, 2011	16	2 (2008; t, 2009)	280-288-291=859 (2010)
Stanford Intercollegiate	Oct. 19-21, 2007		1	4	299-298-289=886
SunTrust Lady Gator Invitational*	Feb. 27-March 1, 1998	March 6-7, 2011	8	5 (2011)	298-296-305=899 (2011)
Susie Maxwell Berning Classic	April 9-10, 2001	Sept. 24-26, 2010	4	1 (2010)	292-278-299=869 (2007)
Texas A&M "Mo" Morial Classic	March 1-2, 2004	March 10-12, 2006	2	t1 (2006)	311-295-308=914 (2006)
The Legends Intercollegiate*	Oct. 8-9, 2001	Oct. 6-7, 2003	2	t4 (2003)	293-305-296=894 (2003)
UA Ann Rhoads Intercollegiate	Oct. 26-28, 2007		1	1	295-300-291=886
UCF Invitational	March 5-6, 2007	March 9-11, 2008	2	10 (2007)	294-298-292=884 (2008)
Verizon "Mo" Morial Invitational	March 5-6, 2001	March 3-4, 2003	3	2 (2003)	313-304=617 (2 day)
				6 (2001)	315-309-313=937
Wahine Rainbow Invitational	Nov. 19-10, 1999		1	3	303-313-315=931
Wildcat Fall Invitational	Feb. 22-24, 2003	Sept. 29-Oct. 1, 2007	2	3 (2003)	298-301-299=889 (2003)

*Tournament has changed names/locations throughout history

The Razorbacks celebrate with Stacy Lewis after Stacy Lewis wins. Pictured is (l-r): assistant coach Shauna Estes-Taylor, Courtney Mahon, Lewis, Amanda McCurdy, Lindsay Hinshaw, Ashley Medders, Sarah Trew and head coach Kelley Hester.





SUE ERTL

1994-96
Record: 36-81

1995-96 12th, SEC
Record 36-81

*Spent 1994-95 assembling team and laying the foundation for the first year of golf in 1995-96.



ULRIKA (FISHER) BELLINE

1996-2002
Record: 318-530-7

1996-97 12th, SEC 2000-01 12th, SEC
Record 37-114-2 Record 49-92

1997-98 10th, SEC 2001-02 11th, SEC
Record 58-91-2 Record 35-97-1

1998-99 5th, SEC *Took program to its first
Record 76-58-1 NCAA Regional appearance finishing 24th in the East.

1999-2000 8th, SEC
24th, NCAA Regional
Record 63-78-1



KELLEY HESTER

2002-07 || Record: 527-310-10

2002-03 6th, SEC
T15th, NCAA Central Regional
Record 79-69-4

2003-04 9th, SEC
16th, NCAA Central Regional
Record 93-63-2

2004-05 3rd, SEC
8th, NCAA Central Regional
T11, NCAA Championship
Record 138-58-2

2005-06 5th, SEC
8th, NCAA West Regional
10th, NCAA Championship
Record 128-48-1

2006-07 9th, SEC
9th, NCAA Central Regional
Stacy Lewis, NCAA Champion
Record 89-72-1

*Took program to its first NCAA Championship, had the first first-team All-SEC selections, first-ever All-Americans and first NCAA Champion.



SHAUNA ESTES-TAYLOR

2007-pres. || Record: 489-237-11

2007-08 2nd, SEC
T5th, NCAA West Regional
8th, NCAA Championship
Record 157-43-2

2008-09 t2nd, SEC
T9th, NCAA West Regional
Record 77-79-4

2009-10 3rd, SEC
13th, NCAA West Regional
Record 94-76

2010-11 4th, SEC
4th, NCAA Central Regional
t5th, NCAA Championship
Record 161-39-5

*Led team to program-best fourth place at the NCAA Central Regional and a tie for fifth at the NCAA Championship in 2011.

1998 LADY RAZORBACK INVITATIONAL PINNACLE CC -- ROGERS, ARK.

1.	ARKANSAS	306-322=628
2.	Nevada	320-310=630
3.	Tennessee Tech	314-320=634
4.	Southern Illinois	319-344=663
5.	Illinois St.	332-332=664
6.	Oral Roberts	342-328=670

Arkansas Individuals

2	Adrienne Mucci	71-79-152
6	Jane Hilburn	76-82=158
T9	Jo Danielsson	75-85=160
11	Lauren Baugh	81-80=161
15	Kristy Kortuem	79-84=163
T16	Rebecca Gard	83-81=164*
T32	Laura Kennan	86-90=176*

1999 LADY REBEL INVITATIONAL UNIV. GOLF COURSE -- OXFORD, MISS.

1.	ARKANSAS	313-301-313=927
2.	Arkansas St	323-307-310=940
3.	Ark-LR	321-320-310=942
4.	Troy St.	314-316-313=943
5.	Georgia St.	318-316-310=944
6.	C. Florida	321-314-311=946
7.	Charleston	317-316-314=947
8.	S. Alabama	325-316-310=951
9.	Winthrop	331-314-309=954
10.	S. Illinois	329-312-315=956
11.	Jacksonville St.	332-314-313=959
12.	Mississippi	330-318-313=961
13.	So. Miss	318-323-324=965
14.	Murray St.	321-324-325=970
15.	Austin Peay	336-328-324=988
16.	N. Orleans	335-326-335=996
17.	Ala-Bir.	347-332-320=999
18.	Mobile	335-353-337=1025
19.	E. Illinois	354-353-346=1053

Arkansas Individuals

T13	Jo Danielsson	74-71-73=218
T41	Kelly Hanwell	74-80-86=240
T43	Lauren Baugh	83-81-77=241
61	Kristy Kortuem	83-80-85=248
69	Adrienne Mucci	84-76-93=253

2002 LADY RAZORBACK INVITATIONAL PINNACLE CC -- ROGERS, ARK.

1.	ARKANSAS	310-313-314=937
2.	ORU	324-310-312=946
3.	Augusta St.	324-315-323=962
4.	Illinois St.	336-315-313=964
5.	MTSU	328-321-315=964
6.	SMU	339-311-322=972
7.	Murray St.	327-326-320=973
8.	Lamar	333-326-325=984
9.	Wichita St.	335-333-335=1003
10.	UMKC	342-329-337=1008
11.	Tenn Tech	336-345-329=1010
12.	Sam Houston	360-342-334=1036
13.	SW Missouri	362-335-348=1045
14.	West Florida	420-411-398=1229

Arkansas Individuals

3	Courtney Mahon	76-77-77=230
4	Amanda McCurdy	76-76-79=231
T9	Melissa Murray	81-78-78=237
T15	Lina Axelsson	77-83-80=349
T41	Gena Johnson	86-85-82=253

2003 TYSON/EMBASSY SUITES INV. PINNACLE CC -- ROGERS, ARK.

1.	ARKANSAS	291-304-303=898
2.	Mississippi	308-290-307=905
3.	Nebraska	311-303-306=920
4.	Texas A&M	310-301-312=923
5.	Oral Roberts	313-309-316=938
t6.	So. Mississippi	313-315-319=947
t6.	Iowa St.	317-314-316=947
8.	Augusta St.	316-327-340=983
9.	Wichita St.	340-335-333=1008

Arkansas Individuals

1	Amanda McCurdy	73-73-74=220**
4	Courtney Mahon	71-75-77=223
T9	Gena Johnson	73-80-76=229
16	Lina Axelsson	74-78-80=232
T34	Jennifer Norlien	86-78-76=240
T30	Melissa Murray	76-76-87=239*
T37	Sarah Trew	85-74-82=241*
T47	Lindsey Hinshaw	81-84-86=251*

**Lost in playoff



The Razorbacks' home event underwent a name change and Arkansas was still on top in 2003.

2004 ADIDAS FALL CLASSIC PGA VILLAGE -- PGA VILLAGE, FLA.

1.	Baylor	302-300-297=899
2.	ARKANSAS	302-309-289=900
3.	Missouri	305-297-302=904
4.	Kent St.	301-306-307=914
5.	Nebraska	301-316-301=918
6.	Iowa St.	311-303-307=921
7.	Ark-LR	309-311-307=927
8.	Notre Dame	320-305-307=932
9.	North Texas	324-311-311=946
10.	Arkansas St.	325-334-328=987
11.	Y'town St.	338-347-331=1016

Arkansas Individuals

T2	Amanda McCurdy	70-78-68=216
T7	Lina Axelsson	77-74-73=224
T13	Courtney Mahon	76-76-75=227
T33	Melissa Murray	79-81-77=237
39	Gena Johnson	87-82-73=242
62	Jennifer Norlien	85-92-83=260

Although the above results list Arkansas as the runner-up, Golfstat recognizes this event as a win for the Razorbacks. The tournament allowed teams to compete six athletes and count the top five and Baylor won. Golfstat allows five players with four who count making Arkansas the winner.

2005 TYSON/EMBASSY SUITES INV. PINNACLE CC -- ROGERS, ARK.

1	ARKANSAS	291-299-286=876	+12
2	Notre Dame	299-303-294=896	+32
3	Kentucky	311-291-304=906	+42
4	Nebraska	298-313-300=911	+47
5	Augusta St.	303-310-302=915	+51
6	Illinois St.	313-302-301=916	+52
7	Iowa	304-302-311=917	+53
8	Kansas	303-309-306=918	+54
9	Kansas St.	306-315-298=919	+55
10	Wisconsin	307-316-316=939	+75
11	Michigan	315-310-316=941	+77
12	Iowa St.	320-310-312=942	+78
13	Oral Roberts	317-325-305=947	+83
14	Missouri St.	315-316-321=952	+88
15	So. Mississippi	304-320-333=957	+93
16	Wichita St.	329-320-322=971	+107

Arkansas Individuals

1	Ashley Medders	72-71-69=212 (Ind.)	-4
T2	Stacy Lewis	72-73-70=215-1	-1
T2	Courtney Mahon	71-71-73=215	-1
5	Amanda McCurdy	72-78-68=218	+2
T20	Sarah Trew	76-77-76=229	+13
T28	Lindsey Hinshaw	76-79-75=230	+14
T64	Lucy Nunn	78-74-89=241 (Ind.)	+25
72	Whitney Sylvan	77-88-81=246 (Ind.)	+30



Head coach Kelley Hester hands out awards at the 2002 Lady Razorback Invitational. Pictured are (l-r): Hester, Jennifer Norlien, Catherine Beckett, Gena Johnson, Melissa Murray, Amanda McCurdy, Lina Axelsson and Courtney Mahon.



The team poses at the Texas A&M "Mo" Morial in 2006. Pictured (l-r): Lyndsay Hinshaw, Courtney Mahon, Lucy Nunn, head coach Kelley Hester, Stacy Lewis, Amanda McCurdy and Ashley Medders.

2006 TEXAS A&M "MO" MORIAL TRADITIONS -- COLLEGE STATION, TEXAS

T1	ARKANSAS	307-301-315=923	+59
T1	Texas A&M	306-304-313=923	+59
3	TCU	318-309-308=935	+71
4	So. Methodist	317-314-311=942	+78
5	Oklahoma	315-313-315=943	+79
6	Baylor	325-305-314=944	+80
7	Kent St.	321-314-310=945	+81
8	Tulsa	325-304-319=948	+84
9	Missouri	325-314-315=954	+90
10	Kansas	321-328-322=971	+107
11	Nebraska	330-329-320=979	+115
12	Kansas St.	326-329-329=984	+120
T13	Iowa St.	335-331-322=988	+124
T13	Oregon St.	321-337-330=988	+124
15	Redlands	337-319-333=989	+125
16	Texas El Paso	317-334-340=991	+127
17	Wisconsin	328-330-339=997	+133
18	Notre Dame	334-329-349=1012	+148

Arkansas Individuals

3	Stacy Lewis	75-72-79=226	+10
T6	Amanda McCurdy	74-73-82=229	+13
T17	Lindsey Hinshaw	78-77-80=235	+19
T21	Courtney Mahon	80-80-77=237	+21
T24	Ashley Medders	80-79-79=238	+22
T59	Lucy Nunn	84-81-83=248 (Ind.)	+32

2007 UA ANN RHOADS INTERCOLLEGIATE NORTH RIVER CC -- TUSCALOOSA, ALA.

1	6 ARKANSAS	295-300-291=886	+34
2	7 Auburn	301-300-293=894	+42
3	5 Florida	307-300-289=896	+4
T4	19 Notre Dame	298-300-299=897	+45
T4	38 Louisville	297-299-301=897	+45
6	Furman	299-301-299=899	+47
T7	15 Alabama	313-292-300=905	+53
T7	35 S. Carolina	300-308-297=905	+53
9	33 Texas	307-305-296=908	+56
10	26 Louisiana St.	304-304-304=912	+60
11	Mississippi	305-306-306=917	+65
12	Central Florida	303-300-317=920	+68
13	Kansas	317-312-297=926	+74
14	Northwestern	308-322-301=931	+79
T15	43 Kentucky	309-303-320=932	+80
T15	37 Florida St.	318-301-313=932	+80
T15	Mississippi St.	311-310-311=932	+80
18	Samford	332-322-325=979	+127

Arkansas Individuals

1	Stacy Lewis	68-76-69=213	E
T13	Kristin Ingram	77-76-71=224	+11
T34	Alex Schulte	75-80-74=229	+16
T34	Lucy Nunn	75-77-77=229	+16
T41	Kelli Shean	80-71-79=230	+17

2010 SUSIE MAXWELL BERNING CLASSIC NORMAN, OKLA./JIMMIE AUSTIN OU GC SEPT. 24-26, 2010 || PAR 72, 6,327 YARDS

TEAM	SCORE	TO PAR
1 ARKANSAS	290-290-291=871	+7
2 Oklahoma	287-288-301=876	+12
3 Tulsa	290-302-302=894	+30
4 Mississippi	297-294-304=895	+31
5 Texas State	312-300-304=916	+52
6 MTSU	309-301-311=921	+57
7 Redlands CC	312-312-313=937	+73
8 Oklahoma City	318-323-322=963	+99

Arkansas Individuals

1	Emily Tubert	69-72-70=211	-5
2	Kelli Shean	69-71-73=213	-3
t12	Victoria Vela	76-75-74=225	+9
t14	Corinna Rees	76-76-74=226	+10
t18	Emma Lavy	79-72-77=228	+12
t24	Meagan Roberts	77-75-80=232 (Ind.)	+16



The banquet at Texas A&M.



The 2010-11 Razorbacks dominated the field at the Las Vegas Collegiate Showdown. Pictured are (l-r): Emily Tubert, Corinna Rees, Kelli Shean, Victoria Vela, Meagan Roberts and Emma Lavy.



Arkansas wins at LSU. Pictured (l-r): head coach Shauna Estes-Taylor, Emily Tubert, Victoria Vela, Kelli Shean, Corinna Rees, Emma Lavy and assistant coach Mike Adams.

Arkansas		Champion	
TEAM		Shauna Estes-Taylor	
COACH			
TEAM TOTALS	RD 1	RD 2	RD 3
	305	296	601
	287	287	888
TUBERT Emily	78	70	148
REES Corinna	81	79	160
VELA Victoria	76	73	149
SHEAN Kelli	77	74	151
LAVY Emma	74	82	156

The scorecard from LSU.

2010 LAS VEGAS COLLEGIATE SHOWDOWN BOULDER CREEK, NEV./BOULDER CREEK GOLF COURSE

OCT. 25-27, 2010 || PAR 72, 6,329 YARDS

1	19 ARKANSAS	277-276-293=846	-18
2	26 Kent State	296-277-296=869	+5
3	11 Arizona	295-276-301=872	+8
T4	35 Louisville	295-279-302=876	+12
T4	33 Washington	294-288-294=876	+12
T6	25 Oregon	299-289-289=877	+13
T6	43 Minnesota	300-281-296=877	+13
8	Missouri	298-288-307=893	+29
9	47 East Carolina	304-278-312=894	+30
10	40 UNLV	296-292-307=895	+31
11	50 New Mexico	303-292-303=898	+34
12	Colorado State	298-295-308=901	+37
13	41 San Diego St.	306-288-311=905	+41
14	Idaho	302-297-307=906	+42

15	UC Irvine	309-293-305=907	+43
16	San Jose State	307-295-314=916	+52
17	Washington State	309-297-314=920	+56

Arkansas Individuals

1	Emily Tubert	63-68-74=205	-11
t2	Kelli Shean	70-67-73=210	-6
t2	Corinna Rees	74-67-69=210	-6
t32	Victoria Vela	71-75-77=223	+7
t35	Emma Lavy	73-74-77=224	+8
t76	Meagan Roberts	82-73-80=235	+19

2010 LSU GOLF INVITATIONAL BATON ROUGE, LA./UNIVERSITY CLUB MARCH 12-14, 2011 || PAR 72, 6,194 YARDS

1	ARKANSAS	305-296-287=888	+24
2	Virginia	301-300-294=895	+31
T3	Alabama	301-300-299=900	+36
T3	Duke	300-302-298=900	+36
T3	Tennessee	305-297-298=900	+36
6	LSU	300-305-297=902	+38
7	Wake Forest	294-307-308=909	+45
8	Texas A&M	298-308-304=910	+46
9	N Carolina State	310-306-295=911	+47
10	Louisville	303-309-302=914	+50
11	Tulane	312-302-304=918	+54
12	TCU	310-309-308=927	+63
13	North Carolina	304-322-302=928	+64
14	South Carolina	319-307-308=934	+70
15	Mississippi	314-309-315=938	+74
16	Furman	310-328-307=945	+81
17	N. Car. Wilmington	328-318-312=958	+94
18	Kentucky	313-324-322=959	+95
19	ULM	332-311-319=962	+98
20	Mississippi St.	316-326-321=963	+99
21	Charleston	323-326-318=967	+103

Arkansas Individuals

3	Emily Tubert	78-70-71=219	+3
T7	Kelli Shean	77-74=71=222	+6
T7	Victoria Vela	76-73-73=222	+6
T43	Corinna Rees	81-79-72=232	+16
T43	Emma Lavy	74-82-76=232	+16

STACY LEWIS

2004-05	Central District Inv.	72-79-74=216
2004-05	Betsy Rawls Longhorn	74-73-77=224
2004-05	SEC Championship	72-75-67=214
2005-06	Peg Barnard Invitational (no playoff)	71-67-69=207
2006-07	Peg Barnard Inv.	67-67-74=208 (no playoff)
2006-07	Susie Maxwell	67-67-74=208
2006-07	NCAA Championship	71-71-74-66=282
2007-08	Stanford Intercollegiate	69-72-70=211
2007-08	UA Ann Rhodes Intercoll.	68-76-69=213
2007-08	Lady Puerto Rico Classic	68-70-70=208
2007-08	Betsy Rawls Longhorn Classic	74-70-77=211
2007-08	Bryan National Collegiate	70-69-77=216
2007-08	SEC Championship	69-73-72=214



Stacy Lewis won the 2005 (above) and 2008 (right) SEC titles.



Stacy Lewis wins the Susie Maxwell in 2006.

AMANDA MCCURDY

2003-04	Landfall Tradition	72-69-75=216
2003-04	Tyson/ Embassy Suites (lost playoff)	73-73-74=220
2005-06	Mercedes-Benz Collegiate	70-74-69=213
2005-06	Lady Puerto Rico Inv.	72-68-74=214



Amanda McCurdy wins the Mercedes-Benz in 2005.

COURTNEY MAHON

2003-04	Mary Fossum Inv. (lost playoff)	73-74-75=222
2003-04	Mercedes-Benz Inv. (lost playoff)	72-74-71=217



Ashley Medders with the Tyson/Embassy Suites in 2005.

ASHLEY MEDDERS

2005-06	Tyson/Embassy Suites	72-71-69=212 (Ind.)
---------	----------------------	---------------------

ADRIENNE MUCCI

1998-99	Pepperdine Wave Invite	74-73=147
---------	------------------------	-----------

LUCY NUNN

2008-09	LSU/Cleveland Classic	72-68-69=209 (won playoff)
---------	-----------------------	----------------------------

EMILY TUBERT

2010-11	Susie Maxwell Berning Classic	69-72-70=211
2010-11	Las Vegas Collegiate	63-68-74=205
2010-11	MountainView Collegiate	68-72-67=207



Emily Tubert wins the MountainView in 2011.

Stats and Records



PLAYER SEASON SCORING AVERAGE

(vs. Par) minimum rounds: 15

SEASON	NAME	ROUNDS	AVG. SCORE	VERSUS PAR
2007-08	Stacy Lewis	36.0	72.00	0.25
2010-11	Emily Tubert	37.0	72.16	0.41
2006-07	Stacy Lewis	35.0	72.37	0.71
2009-10	Kelli Shean	33.0	73.27	1.27
2010-11	Kelli Shean	37.0	73.32	1.57
2008-09	Lucy Nunn	28.0	73.64	1.86
2005-06	Stacy Lewis	34.0	74.32	2.50
2004-05	Stacy Lewis	35.0	74.31	2.60
2005-06	Amanda McCurdy	34.0	74.65	2.82
2008-09	Kristin Ingram	28.0	74.64	2.86
2008-09	Kelli Shean	28.0	74.79	3.00
2003-04	Amanda McCurdy	33.0	74.85	3.12
2008-09	Alexandra Schulte	28.0	75.36	3.57
2006-07	Lucy Nunn	33.0	75.55	3.91
2007-08	Lucy Nunn	36.0	75.69	3.94

NATIONAL RATING

Minimum rounds: 15

SEASON	NAME	ROUNDS	RATING
2006-07	Stacy Lewis	35.0	4
2007-08	Stacy Lewis	36.0	5
2010-11	Emily Tubert	37.0	11
2009-10	Kelli Shean	33.0	21
2004-05	Stacy Lewis	35.0	26
2010-11	Kelli Shean	37.0	32
2008-09	Lucy Nunn	28.0	33
2005-06	Stacy Lewis	34.0	45
2003-04	Amanda McCurdy	33.0	54
2005-06	Amanda McCurdy	34.0	60
2008-09	Kristin Ingram	28.0	78
2008-09	Kelli Shean	28.0	86
2003-04	Courtney Mahon	33.0	101
2004-05	Amanda McCurdy	35.0	106
2008-09	Alexandra Schulte	28.0	121

WINS

SEASON	NAME	TOURNAMENTS	WINS
2007-08	Stacy Lewis	12	6
2010-11	Emily Tubert	12	3
2006-07	Stacy Lewis	12	3
2004-05	Stacy Lewis	12	3
2005-06	Amanda McCurdy	11	2
2003-04	Courtney Mahon	11	2
2003-04	Amanda McCurdy	11	2
2005-06	Ashley Medders	9	1
2008-09	Lucy Nunn	10	1
1998-99	Adrienne Mucci	10	1
2009-10	Kelli Shean	11	1

PAR OR BETTER ROUNDS

SEASON	NAME	ROUNDS	PAR OR LESS
2007-08	Stacy Lewis	36.0	22
2010-11	Emily Tubert	37.0	19
2006-07	Stacy Lewis	35.0	18
2010-11	Kelli Shean	37.0	17
2009-10	Kelli Shean	33.0	14
2005-06	Stacy Lewis	34.0	11
2008-09	Lucy Nunn	28.0	10
2005-06	Amanda McCurdy	34.0	9
2004-05	Stacy Lewis	35.0	9
2003-04	Amanda McCurdy	33.0	8
2008-09	Kristin Ingram	28.0	7
2008-09	Kelli Shean	28.0	7
2010-11	Corinna Rees	34.0	7
2004-05	Amanda McCurdy	35.0	6
2008-09	Alexandra Schulte	28.0	5
2009-10	Kristin Ingram	33.0	5
2006-07	Lucy Nunn	33.0	5

ROUNDS PLAYED

Minimum rounds: 15

SEASON	NAME	ROUNDS
2010-11	Victoria Vela	37.0
2010-11	Kelli Shean	37.0
2010-11	Emma Lavy	37.0
2010-11	Emily Tubert	37.0
2007-08	Stacy Lewis	36.0
2007-08	Lucy Nunn	36.0
2007-08	Kelli Shean	36.0
2006-07	Stacy Lewis	35.0
2010-11	Stacy Lewis	35.0
2004-05	Courtney Mahon	35.0
2004-05	Amanda McCurdy	35.0
2010-11	Corinna Rees	34.0
2005-06	Stacy Lewis	34.0
2005-06	Lindsey Hinshaw	34.0
2005-06	Courtney Mahon	34.0
2005-06	Amanda McCurdy	34.0

FINISH PERCENTAGE

Minimum rounds: 15

SEASON	NAME	OPPONENTS	FINISH PCT.
2007-08	Stacy Lewis	1090	95.2%
2006-07	Stacy Lewis	977	91.1%
2010-11	Emily Tubert	1113	89.9%
2004-05	Stacy Lewis	1107	88.0%
2005-06	Stacy Lewis	952	86.0%
2009-10	Kelli Shean	1023	85.3%
2003-04	Amanda McCurdy	867	84.3%
2010-11	Kelli Shean	1113	84.1%
2005-06	Amanda McCurdy	952	78.6%
2004-05	Amanda McCurdy	1107	76.4%
2008-09	Lucy Nunn	881	72.9%
2003-04	Courtney Mahon	867	70.2%
2007-08	Lucy Nunn	1090	68.9%
1997-98	Johanna Danielsson	815	68.6%
2002-03	Amanda McCurdy	880	68.4%



AMANDA MCCURDY

COUNTING SCORES

SEASON	NAME	ROUNDS	COUNTERS
2007-08	Stacy Lewis	36	100.0%
2010-11	Emily Tubert	36	97.3%
2004-05	Stacy Lewis	35	100.0%
2005-06	Stacy Lewis	34	100.0%
2010-11	Victoria Vela	34	91.9%
2003-04	Amanda McCurdy	33	100.0%
2004-05	Amanda McCurdy	33	94.3%
2007-08	Lucy Nunn	33	91.7%
2010-11	Kelli Shean	33	89.2%
2009-10	Kelli Shean	32	97.0%
2003-04	Courtney Mahon	32	97.0%
2007-08	Kelli Shean	32	88.9%
2006-07	Lucy Nunn	31	93.9%
2006-07	Stacy Lewis	30	100.0%
2000-01	Johanna Danielsson	30	100.0%
2002-03	Amanda McCurdy	30	96.8%

LOW ROUND

SEASON	NAME	TOURNAMENT	ROUND	SCORE
2010-11	Emily Tubert	Las Vegas Collegiate Showdown	1	63
2006-07	Stacy Lewis	NCAA Women's Championship	4	66
2005-06	Stacy Lewis	NCAA Womens Championship	4	66
2010-11	Corinna Rees	Las Vegas Collegiate Showdown	2	67
2010-11	Emily Tubert	MountainView Collegiate 3	67	
2010-11	Kelli Shean	Las Vegas Collegiate Showdown	2	67
2009-10	Kelli Shean	Las Vegas Collegiate Showdown	1	67
2009-10	Kelli Shean	Marilynn Smith Sunflower Inv.	3	67
2006-07	Stacy Lewis	Stanford Intercollegiate	2	67
2006-07	Stacy Lewis	Susie Maxwell Berning Classic	1	67
2006-07	Stacy Lewis	Susie Maxwell Berning Classic	2	67
2004-05	Stacy Lewis	SEC Championship	3	67
2010-11	Emily Tubert	Las Vegas Collegiate Showdown	2	68
2010-11	Emily Tubert	Mountain View Collegiate 1	68	
2010-11	Kelli Shean	Liz Murphey Collegiate Classic	3	68
2010-11	Kelli Shean	NCAA Championship	4	68
2009-10	Kelli Shean	Marilynn Smith Sunflower Inv.	2	68
2009-10	Kristin Ingram	Bryan National Collegiate	2	68
2008-09	Lucy Nunn	LSU Golf Classic	2	68
2007-08	Stacy Lewis	Lady Puerto Rico Classic	1	68
2007-08	Stacy Lewis	UA-Ann Rhoads Intercollegiate	1	68
2005-06	Amanda McCurdy	Lady Puerto Rico Classic	2	68
2005-06	Amanda McCurdy	Tyson/Embassy Suites Invite.	3	68
2004-05	Stacy Lewis	Jeannine McHaney	1	68
2002-03	Amanda McCurdy	Adidas Fall Invitational	3	68

LOW ROUND VS PAR

SEASON	NAME	TOURNAMENT	RD	SCORE	VS. PAR
2010-11	Emily Tubert	Las Vegas Collegiate Showdown	1	63	-9
2006-07	Stacy Lewis	NCAA Championship	4	66	-6
2005-06	Stacy Lewis	NCAA Championship	4	66	-6
2010-11	Corinna Rees	Las Vegas Collegiate Showdown	2	67	-5
2010-11	Emily Tubert	MountainView Collegiate	3	67	-5
2010-11	Kelli Shean	Las Vegas Collegiate Showdown	2	67	-5
2009-10	Kelli Shean	Las Vegas Collegiate Showdown	1	67	-5
2009-10	Kelli Shean	Marilynn Smith Sunflower Inv.	3	67	-5
2006-07	Stacy Lewis	Susie Maxwell Berning Classic	1	67	-5
2006-07	Stacy Lewis	Susie Maxwell Berning Classic	2	67	-5
2004-05	Stacy Lewis	SEC Championship	3	67	-5
2006-07	Stacy Lewis	Stanford Intercollegiate	2	67	-4
2010-11	Emily Tubert	Las Vegas Collegiate Showdown	2	68	-4
2010-11	Emily Tubert	Mountain View Collegiate	1	68	-4
2010-11	Kelli Shean	Liz Murphey Collegiate Classic	3	68	-4
2010-11	Kelli Shean	NCAA Championship	4	68	-4
2009-10	Kelli Shean	Marilynn Smith Sunflower Inv.	2	68	-4
2009-10	Kristin Ingram	Bryan National Collegiate	2	68	-4
2008-09	Lucy Nunn	LSU Golf Classic	2	68	-4
2007-08	Stacy Lewis	Lady Puerto Rico Classic	1	68	-4
2005-06	Amanda McCurdy	Lady Puerto Rico Classic	2	68	-4
2005-06	Amanda McCurdy	Tyson/Embassy Suites Invite.	3	68	-4
2004-05	Stacy Lewis	Jeannine McHaney	1	68	-4
2002-03	Amanda McCurdy	Adidas Fall Invitational	3	68	-4

STACY LEWIS



LUCY NUNN

LOW 36 HOLE TOTAL

SEASON	NAME	TOURNAMENT	SCORE	VS PAR
2010-11	Emily Tubert	Las Vegas Collegiate Showdown	131	-13
2006-07	Stacy Lewis	Susie Maxwell Berning Classic	134	-10
2010-11	Kelli Shean	Las Vegas Collegiate Showdown	137	-7
2007-08	Stacy Lewis	Lady Puerto Rico Classic	138	-6
2006-07	Stacy Lewis	Stanford Intercollegiate	138	-4
2007-08	Stacy Lewis	Bryan National Collegiate	139	-5
2010-11	Emily Tubert	MountainView Collegiate	140	-4
2010-11	Kelli Shean	Susie Maxwell Berning Classic	140	-4
2009-10	Kelli Shean	Central District Invitational	140	-4
2008-09	Lucy Nunn	Betsy Rawls Longhorn Invitat.	140	-4
2008-09	Lucy Nunn	LSU Golf Classic	140	-4
2005-06	Amanda McCurdy	Lady Puerto Rico Classic	140	-4
2009-10	Kelli Shean	SEC Championship	140	-2
2008-09	Kristin Ingram	Stanford Intercollegiate	140	-2
2008-09	Lucy Nunn	SEC Championship	140	-2
2007-08	Stacy Lewis	Mercedes-Benz Champion	140	-2

LOW 72 HOLE TOTAL

SEASON	NAME	TOURNAMENT	SCORE	VS PAR
2006-07	Stacy Lewis	NCAA Championship	282	-6
2010-11	Kelli Shean	NCAA Championship	284	-4
2007-08	Stacy Lewis	NCAA Championship	292	+4
2010-11	Emily Tubert	NCAA Championship	294	+6
2005-06	Stacy Lewis	NCAA Championship	294	+6
2007-08	Lucy Nunn	NCAA Championship	297	+9
2004-05	Amanda McCurdy	NCAA Championship	298	+14
2004-05	Stacy Lewis	NCAA Championship	299	+15
2005-06	Amanda McCurdy	NCAA Championship	301	+13
2007-08	Kelli Shean	NCAA Championship	303	+15
2005-06	Ashley Medders	NCAA Championship	304	+16
2004-05	Lindsey Hinshaw	NCAA Championship	304	+20
2004-05	Courtney Mahon	NCAA Championship	305	+21
2010-11	Emma Lavy	NCAA Championship	306	+18
2007-08	Kristin Ingram	NCAA Championship	307	+19

LOW 54 HOLE TOTAL

SEASON	NAME	TOURNAMENT	SCORE	VS PAR
2010-11	Emily Tubert	Las Vegas Collegiate Showdown	205	-11
2010-11	Emily Tubert	MountainView Collegiate	207	-9
2006-07	Stacy Lewis	Stanford Intercollegiate	207	-6
2007-08	Stacy Lewis	Lady Puerto Rico Classic	208	-8
2006-07	Stacy Lewis	Susie Maxwell Berning Classic	208	-8
2009-10	Kelli Shean	Marilynn Smith Sunflower Inv.	209	-7
2008-09	Lucy Nunn	LSU Golf Classic	209	-7
2010-11	Corinna Rees	Las Vegas Collegiate Showdown	210	-6
2010-11	Kelli Shean	Las Vegas Collegiate Showdown	210	-6
2009-10	Kelli Shean	SEC Championship	210	-3
2010-11	Emily Tubert	Susie Maxwell Berning Classic	211	-5
2008-09	Kristin Ingram	Stanford Intercollegiate	211	-2
2007-08	Stacy Lewis	Mercedes-Benz Champion	211	-2
2007-08	Stacy Lewis	Stanford Intercollegiate	211	-2
2005-06	Ashley Medders	Tyson/Embassy Suites Invite.	212	-4



KRISTIN INGRAM

PLAYER CAREER SCORING AVERAGE

(vs. Par) minimum rounds: 45

NAME	ROUNDS	AVG. SCORE	VERSUS PAR	CAREER
Stacy Lewis	140.0	73.24	1.50	05,06,07,08
Kelli Shean	134.0	74.40	2.57	08,09,10,11
Lucy Nunn	109.0	75.42	3.67	06,07,08,09
Amanda McCurdy	133.0	75.73	3.96	03,04,05,06
Victoria Vela	61.0	76.02	4.21	10,11
Kristin Ingram	112.0	76.20	4.38	07,08,09,10
Alexandra Schulte	102.0	76.71	4.94	07,08,09,10
Courtney Mahon	133.0	76.91	5.14	03,04,05,06
Ashley Medders	62.0	77.40	5.69	05,06,07
Corinna Rees	84.0	77.62	5.80	07,08,10,11
Lindsey Hinshaw	63.0	78.40	6.51	04,05,06
Johanna Danielsson	113.0	78.81	6.82	98,99,00,01
Lina Axelsson	86.0	78.63	6.84	02,03,04,05
Gena Johnson	85.0	79.12	7.47	02,03,04,05
Sarah Trew	47.0	79.34	7.72	04,05,06

WINS

NAME	TOURNAMENTS	WINS	CAREER
Stacy Lewis	47	12	05,06,07,08
Amanda McCurdy	45	4	03,04,05,06
Emily Tubert	12	3	11
Courtney Mahon	45	2	03,04,05,06
Ashley Medders	21	1	05,06,07
Lucy Nunn	37	1	06,07,08,09
Adrienne Mucci	39	1	97,98,99,00
Kelli Shean	45	1	08,09,10,11

PAR OR BETTER ROUNDS

NAME	TOTAL ROUND	PAR+	CAREER
Stacy Lewis	140.0	60	05,06,07,08
Kelli Shean	134.0	40	08,09,10,11
Amanda McCurdy	133.0	26	03,04,05,06
Lucy Nunn	109.0	21	06,07,08,09
Emily Tubert	37.0	19	11
Kristin Ingram	112.0	17	07,08,09,10
Alexandra Schulte	102.0	9	07,08,09,10
Ashley Medders	62.0	8	05,06,07
Victoria Vela	61.0	7	10,11
Corinna Rees	84.0	7	07,08,10,11
Courtney Mahon	133.0	7	03,04,05,06
Katy Nugent	37.0	4	09,10
Emma Lavy	37.0	4	11
Gena Johnson	85.0	3	02,03,04,05
Lina Axelsson	86.0	2	02,03,04,05
Adrienne Mucci	108.0	2	97,98,99,00
Johanna Danielsson	113.0	2	98,99,00,01

ROUNDS PLAYED

Minimum rounds: 45

NAME	ROUNDS	CAREER
Stacy Lewis	140.0	05,06,07,08
Kelli Shean	134.0	08,09,10,11
Courtney Mahon	133.0	03,04,05,06
Amanda McCurdy	133.0	03,04,05,06
Johanna Danielsson	113.0	98,99,00,01
Kristin Ingram	112.0	07,08,09,10
Lucy Nunn	109.0	06,07,08,09
Adrienne Mucci	108.0	97,98,99,00
Alexandra Schulte	102.0	07,08,09,10
Kelly Hanwell	97.0	98,99,00,01
Lina Axelsson	86.0	02,03,04,05
Gena Johnson	85.0	02,03,04,05
Corinna Rees	84.0	07,08,10,11
Melissa Murray	82.0	01,02,03,04
Catherine Beckett	80.0	00,01,02,03
Lauren Baugh	80.0	99,00,01,02

FINISH PERCENTAGE

Minimum rounds: 45

NAME	OPPONENTS	PCT.	FINISH CAREER
Stacy Lewis	4126	90.2%	05,06,07,08
Amanda McCurdy	3806	76.9%	03,04,05,06
Kelli Shean	4107	74.1%	08,09,10,11
Lucy Nunn	3230	66.4%	06,07,08,09
Courtney Mahon	3806	64.4%	03,04,05,06
Johanna Danielsson	3129	63.4%	98,99,00,01
Kristin Ingram	3421	58.3%	07,08,09,10
Victoria Vela	1880	57.9%	10,11
Lina Axelsson	2448	57.8%	02,03,04,05
Kristy Kortuem	2022	53.3%	98,99,00
Ashley Medders	1670	50.8%	05,06,07
Alexandra Schulte	2945	49.7%	07,08,09,10
Lauren Baugh	2146	49.4%	99,00,01,02
Gena Johnson	2334	48.8%	02,03,04,05
Adrienne Mucci	3130	47.6%	97,98,99,00

COUNTING SCORES

NAME	COUNTERS	PCT.	CAREER
Stacy Lewis	135	100.0%	05,06,07,08
Amanda McCurdy	125	94.0%	03,04,05,06
Kelli Shean	123	91.8%	08,09,10,11
Courtney Mahon	117	88.0%	03,04,05,06
Johanna Danielsson	107	94.7%	98,99,00,01
Adrienne Mucci	97	89.8%	97,98,99,00
Lucy Nunn	95	92.2%	06,07,08,09
Kristin Ingram	95	84.8%	07,08,09,10
Kelly Hanwell	75	79.8%	98,99,00,01
Alexandra Schulte	74	73.3%	07,08,09,10
Lina Axelsson	72	86.7%	02,03,04,05
Lauren Baugh	66	82.5%	99,00,01,02
Kristy Kortuem	63	87.5%	98,99,00
Melissa Murray	61	79.2%	01,02,03,04
Jane Hilburn	57	74.0%	96,97,98,99



KELLI SHEAN



TEAM SEASON

SCORING AVERAGE

(vs. Par) minimum rounds: 15

SEASON	COACH	ROUNDS	AVG. SCORE	VERSUS PAR
2010-11	Shauna Estes-Taylor	37.0	294.97	7.95
2008-09	Shauna Estes	28.0	296.86	9.71
2007-08	Shauna Estes	36.0	298.56	11.56
2005-06	Kelley Hester	34.0	300.32	13.03
2009-10	Shauna Estes-Taylor	33.0	301.88	13.88
2006-07	Shauna Estes	33.0	300.91	14.36
2004-05	Kelley Hester	35.0	303.46	16.60
2003-04	Kelley Hester	33.0	305.79	18.88
2002-03	Kelley Hester	31.0	312.00	24.77
1998-99	Ulrika Fisher	26.0	314.12	25.81
999-00	Ulrika Fisher	29.0	315.45	27.03
2000-01	Ulrika Belline	30.0	317.37	29.37
1995-96	Ulrika Fisher	23.0	321.61	30.83
2001-02	Ulrika Belline	26.0	318.85	31.77
1997-98	Ulrika Fisher	28.0	321.54	34.39

NATIONAL RATING

Minimum rounds: 15

SEASON	COACH	ROUNDS	RATING
2010-11	Shauna Estes-Taylor	37.0	8
2008-09	Shauna Estes	28.0	11
2007-08	Shauna Estes	36.0	11
2005-06	Kelley Hester	34.0	17
2006-07	Shauna Estes	33.0	24
2004-05	Kelley Hester	35.0	28
2003-04	Kelley Hester	33.0	35
2009-10	Shauna Estes-Taylor	33.0	38
1995-96	Ulrika Fisher	23.0	48
1998-99	Ulrika Fisher	26.0	49
1999-00	Ulrika Fisher	29.0	55
2002-03	Kelley Hester	31.0	74
2000-01	Ulrika Belline	30.0	78
1997-98	Ulrika Fisher	28.0	80
1996-97	Ulrika Fisher	28.0	91

WINS

SEASON	COACH	TOURNAMENTS	WINS
2010-11	Shauna Estes-Taylor	12	3
2005-06	Kelley Hester	11	2
2002-03	Kelley Hester	11	2
1999-00	Ulrika Fisher	10	1
1998-99	Ulrika Fisher	10	1
2003-04	Kelley Hester	11	1
2007-08	Shauna Estes	12	1

PAR OR BETTER ROUNDS

Season coach rounds par or less

SEASON	COACH	ROUNDS	PAR OR LESS
2010-11	Shauna Estes-Taylor	37.0	7
2008-09	Shauna Estes	28.0	4
2009-10	Shauna Estes-Taylor	33.0	1
2006-07	Shauna Estes	33.0	1
2005-06	Kelley Hester	34.0	1

ROUNDS PLAYED

Minimum rounds: 15

SEASON	COACH	ROUNDS
2010-11	Shauna Estes-Taylor	37.0
2007-08	Shauna Estes	36.0
2004-05	Kelley Hester	35.0
2005-06	Kelley Hester	34.0
2009-10	Shauna Estes-Taylor	33.0
2006-07	Shauna Estes	33.0
2003-04	Kelley Hester	33.0
2002-03	Kelley Hester	31.0
2000-01	Ulrika Belline	30.0
1999-00	Ulrika Fisher	29.0
1997-98	Ulrika Fisher	28.0
1996-97	Ulrika Fisher	28.0
2008-09	Shauna Estes	28.0
2001-02	Ulrika Belline	26.0
1998-99	Ulrika Fisher	26.0

FINISH PERCENTAGE

Minimum rounds: 15

SEASON	COACH	OPPONENTS	FINISH PCT.
2010-11	Shauna Estes-Taylor	203	80.8%
2007-08	Shauna Estes	200	78.5%
2005-06	Kelley Hester	172	72.7%
2004-05	Kelley Hester	197	70.6%
2003-04	Kelley Hester	156	59.6%
2008-09	Shauna Estes	160	57.5%
1998-99	Ulrika Fisher	135	57.0%
2002-03	Kelley Hester	153	55.6%
2006-07	Shauna Estes	161	55.3%
2009-10	Shauna Estes-Taylor	186	52.7%
1999-00	Ulrika Fisher	142	44.4%
1997-98	Ulrika Fisher	149	38.3%
2000-01	Ulrika Belline	137	35.0%
1995-96	Ulrika Fisher	117	30.8%
2001-02	Ulrika Belline	133	27.1%



2005 TEAM AT NCAAS

TEAM RECORDS

LOW ROUND

SEASON	COACH	TOURNAMENT	RND	SCORE
2010-11	Shauna Estes-Taylor	Las Vegas Collegiate	2	276
2010-11	Shauna Estes-Taylor	Las Vegas Collegiate	1	277
2006-07	Shauna Estes	Susie Maxwell Berning	2	278
2009-10	Shauna Estes-Taylor	SEC Championship	1	280
2008-09	Shauna Estes	Stanford Intercollegiate	1	282
2010-11	Shauna Estes-Taylor	Mercedes-Benz	3	283
2010-11	Shauna Estes-Taylor	Liz Murphey Collegiate	3	284
2008-09	Shauna Estes	LSU Golf Classic	2	284
2007-08	Shauna Estes	Mercedes-Benz Chamion	1	285
2010-11	Shauna Estes-Taylor	MountainView Collegiate	1	286
2010-11	Shauna Estes-Taylor	MountainView Collegiate	3	286
2005-06	Kelley Hester	Tyson/Embassy Suites	3	286
2010-11	Shauna Estes-Taylor	LSU Golf Classic	3	287
2008-09	Shauna Estes	LSU Golf Classic	3	287
2008-09	Shauna Estes	SEC Championship	2	287

LOW ROUND VS PAR

SEASON	COACH	TOURNAMENT	RND	VS. SCORE	PAR
2010-11	Shauna Estes-Taylor	Las Vegas Collegiate	2	276	-12
2010-11	Shauna Estes-Taylor	Las Vegas Collegiate	1	277	-11
2006-07	Shauna Estes	Susie Maxwell Berning	2	278	-10
2010-11	Shauna Estes-Taylor	Mercedes-Benz	3	283	-5
2009-10	Shauna Estes-Taylor	SEC Championship	1	280	-4
2010-11	Shauna Estes-Taylor	Liz Murphey Collegiate	3	284	-4
2008-09	Shauna Estes	LSU Golf Classic	2	284	-4
2008-09	Shauna Estes	Stanford Intercollegiate	1	282	-2
2010-11	Shauna Estes-Taylor	MountainView	1	286	-2
2010-11	Shauna Estes-Taylor	MountainView	3	286	-2
2005-06	Kelley Hester	Tyson/Embassy Suites	3	286	-2
2010-11	Shauna Estes-Taylor	LSU Golf Classic	3	287	-1
2008-09	Shauna Estes	LSU Golf Classic	3	287	-1
2008-09	Shauna Estes	Betsy Rawls Longhorn	1	288	E
2007-08	Shauna Estes	Mercedes-Benz	1	285	+1
2010-11	Shauna Estes-Taylor	NCAA Central Region	3	289	+1
2010-11	Shauna Estes-Taylor	SEC Championship	1	289	+1
2008-09	Shauna Estes	NCAA West Regional	1	289	+1

LOW 36 HOLE TOTAL

SEASON	COACH	TOURNAMENT	SCORE	VS. PAR
2010-11	Shauna Estes-Taylor	Las Vegas Collegiate	553	-23
2009-10	Shauna Estes-Taylor	SEC Championship	568	E
2006-07	Shauna Estes	Susie Maxwell Berning	570	-6
2010-11	Shauna Estes-Taylor	MountainView	578	+2
2010-11	Shauna Estes-Taylor	Susie Maxwell Berning	580	+4
2008-09	Shauna Estes	Stanford Intercollegiate	581	+13
2008-09	Shauna Estes	Betsy Rawls Longhorn	582	+6
2008-09	Shauna Estes	LSU Golf Classic	582	+6
2008-09	Shauna Estes	SEC Championship	582	+14
2007-08	Shauna Estes	Mercedes-Benz Champion	582	+14
2010-11	Shauna Estes-Taylor	PAC 10-SEC Challenge	584	+16
2008-09	Shauna Estes	NCAA West Regional	585	+9
2010-11	Shauna Estes-Taylor	Mercedes-Benz	586	+10
2005-06	Kelley Hester	Mason Rudolph	587	+11
2007-08	Shauna Estes	NCAA West Regional	588	+12

LOW 54 HOLE TOTAL

SEASON	COACH	TOURNAMENT	SCORE	VS. PAR
2010-11	Shauna Estes-Taylor	Las Vegas Collegiate	846	-18
2009-10	Shauna Estes-Taylor	SEC Championship	859	+7
2010-11	Shauna Estes-Taylor	MountainView	864	E
2010-11	Shauna Estes-Taylor	Mercedes-Benz Champion	869	+5
2008-09	Shauna Estes	LSU Golf Classic	869	+5
2006-07	Shauna Estes	Susie Maxwell Berning	869	+5
2010-11	Shauna Estes-Taylor	Susie Maxwell Berning	871	+7
2008-09	Shauna Estes	Stanford Intercollegiate	872	+20
2005-06	Kelley Hester	Tyson/Embassy Suites	876	+12
2008-09	Shauna Estes	SEC Championship	878	+26
2007-08	Shauna Estes	Mercedes-Benz Champion	878	+26
2008-09	Shauna Estes	Betsy Rawls Longhorn	880	+16
2004-05	Kelley Hester	Central District Invitational	881	+17
2008-09	Shauna Estes	NCAA West Regional	882	+18
2007-08	Shauna Estes	NCAA West Regional	882	+18
2005-06	Kelley Hester	Las Vegas Collegiate	882	+18

TEAM: LOW 72 HOLE TOTAL

SEASON	COACH	TOURNAMENT	SCORE	VS. PAR
2010-11	Shauna Estes-Taylor	NCAA Championship	1190	+38
2007-08	Shauna Estes	NCAA Championship	1194	+42
2004-05	Kelley Hester	NCAA Championship	1197	+61
2005-06	Kelley Hester	NCAA Championship	1205	+53





SEC GOLFER OF THE WEEK

2003-04	Amanda McCurdy	April 4, 2004
2004-05	Stacy Lewis	Feb. 24, 2005
2004-05	Stacy Lewis	March 15, 2005
2005-06	Amanda McCurdy	Feb. 28, 2006
2006-07	Stacy Lewis	April 4, 2007
2006-07	Stacy Lewis (co)	April 11, 2007
2007-08	Stacy Lewis	Feb. 28, 2008
2007-08	Stacy Lewis	March 25, 2008
2007-08	Stacy Lewis	April 2, 2008
2008-09	Lucy Nunn	March 23, 2009
2010-11	Emily Tubert	March 17, 2011
2010-11	Emily Tubert (co)	March 29, 2011

SEC FALL GOLF HONOR ROLL

Started in 2001-011

2010 Emily Tubert

SEC COMMUNITY SERVICE TEAM

2003-04	Melissa Murray
2004-05	Lina Axelsson
2005-06	Courtney Mahon
2006-07	Stacy Lewis
2007-08	Stacy Lewis
2008-09	Lucy Nunn
2009-10	Tiffany Phelps
2010-11	Corinna Rees

ALL-SEC HONORS

EMMA LAVY

2011 SEC All-Freshman Team

STACY LEWIS

2005 First Team
2005 Freshman of the Year
2005 All-Freshman Team
2006 First Team
2007 First Team
2008 First Team
2008 SEC Golfer of the Year
2008 Golf Scholar-Athlete of the Year
2008 H. Boyd McWhorter Scholar-Athlete

LUCY NUNN

2009 Second Team

KELLI SHEAN

2008 All Freshman Team
2010 First Team
2011 Second Team

EMILY TUBERT

2011 First Team
2011 SEC Co-Freshman of the Year
2011 SEC All-Freshman Team

AMANDA MCCURDY

2004 Second Team
2005 Second Team
2006 First Team



Arkansas head coach Shuana Estes-Taylor was named to the National Golf Coaches Association Hall of Fame in 2009. She is pictured her with her father who attended the awards dinner.

DURAMED FUTURES TOUR NATIONAL GOLF COACHES ASSOCIATION ALL-AMERICAN

2004-05	Stacy Lewis	First Team
2005-06	Stacy Lewis	Hon. Mention
	Amanda McCurdy	Hon. Mention
2006-07	Stacy Lewis	First Team
2007-08	Stacy Lewis	First Team
2009-10	Kelli Shean	Second Team
2010-11	Emily Tubert	First Team
	Kelli Shean	Hon. Mention

GOLFWEK ALL-AMERICAN TEAM PRESENTED BY TITLEIST

2005-06	Stacy Lewis	Third Team
2005-06	Amanda McCurdy	Hon. Mention
2006-07	Stacy Lewis	First Team
2007-08	Stacy Lewis	First Team

GOLFWEK'S TOP-RANKED AMATEUR

2006	Stacy Lewis
------	-------------

GOLF DIGEST'S TOP-RANKED AMATEUR

2007	Stacy Lewis
2008	Stacy Lewis

DINAH SHORE TROPHY

2007	Stacy Lewis
------	-------------

HONDA-BRODERICK AWARD FINALIST

2007	Stacy Lewis
2008	Stacy Lewis
2011	Kelli Shean

GOLFWORLD'S FEMALE PLAYER OF THE WEEK

2003-04	Amanda McCurdy	Nov. 11, 2003
2004-05	Stacy Lewis	April 22, 2005

GOLFWORLD'S MID-SEASON ALL-AMERICAN TEAM

2005-06	Amanda McCurdy	Nov. 23, 2005
---------	----------------	---------------

RAZORBACK SENIOR STUDENT ATHLETE OF THE YEAR

2008	Stacy Lewis
------	-------------

RAZORBACK RED TIE SALUTE TO EXCELLENCE WINNER

2007	Stacy Lewis
2008	Stacy Lewis
2011	Kelli Shean (Razorback Spirit Award)

NGCA ALL-REGION

2008	Kristin Ingram	Central
2011	Emily Tubert	Central

CURTIS CUP TEAM MEMBER

2006	Amanda McCurdy
2008, 2011	Stacy Lewis

SOLHEIM CUP TEAM MEMBER

2011	Stacy Lewis
------	-------------

DURAMED FUTURES TOUR NATIONAL GOLF COACHES ASSOCIATION ALL-AMERICANS

STACY LEWIS



2004-05	First Team
2005-06	Honorable Mention
2006-07	First Team
2007-08	First Team

AMANDA MCCURDY



2005-06	Honorable Mention
---------	-------------------

KELLI SHEAN



2009-10	Second Team
2010-11	Honorable Mention

EMILY TUBERT



2010-11	First Team
---------	------------

NATIONAL GOLF COACHES ASSOCIATION ALL-SCHOLAR TEAM

The criteria for selection to the All-American Scholar Team are some of the most stringent of all college athletics. The minimum cumulative GPA is 3.50 and student-athletes must have competed in at least 50 percent of the college's regularly scheduled competitive rounds during the year. Arkansas has had eight Razorbacks earn 14 selections to the NGCA All-Scholar Team. They are MacKenzie Cato (1997), Jennifer Norlien (2004), Gena Johnson (2005), Stacy Lewis (2005, 2006, 2007, 2008), Tiffany Phelps (2010), Corinna Rees (2007, 2010, 2011), Victoria Vela (2010, 2011) and Emily Tubert (2011).



MACKENZIE CATO
1997



JENNIFER NORLIEN
2004



GENA JOHNSON
2005



STACY LEWIS
2005, 2006, 2007, 2008



TIFFANY PHELPS
2010



CORINNA REES
2007, 2010, 2011



VICTORIA VELA
2010, 2011



EMILY TUBERT
2011

RAZORBACK ATHLETIC DEPARTMENT ACADEMIC HONOR ROLL

ACADEMIC CHAMPIONS (4.00)

Spring 1999	Laura Kennan
Spring 2002	Jennifer Norlien
Fall 2002	Catherine Beckett
Spring 2004	Jennifer Norlien
Fall 2005	Stacy Lewis
Spring 2008	Stacy Lewis, Whitney Sylvan
Fall 2008	Corinna Rees
Spring 2009	Lucy Nunn
Fall 2009	Corinna Rees, Victoria Vela
Spring 2010	Victoria Vela
Fall 2010	Corinna Rees
Spring 2011	Corinna Rees

ATHLETIC DIRECTOR'S LIST (3.99-3.50)

Fall 1995	MacKenzie Cato, Jane Hilburn
Spring 1996	MacKenzie Cato
Fall 1996	Jane Hilburn
Fall 1997	Jane Hilburn, MacKenzie Cato
Spring 1998	Johanna Danielsson, MacKenzie Cato, Kelly Hanwell
Spring 2000	Kelly Hanwell
Fall 2000	Mary Elizabeth Brice, Kelly Hanwell
Spring 2001	Mary Elizabeth Brice, Kelly Hanwell
Fall 2001	Lina Axelsson, Gena Johnson
Fall 2002	Catherine Beckett, Gena Johnson, Courtney Mahon
Spring 2003	Jennifer Norlien
Fall 2003	Stacy Lewis, Melissa Murray, Jennifer Norlien
Spring 2004	Lindsey Hinshaw, Gena Johnson, Courtney Mahon
Fall 2004	Gena Johnson, Stacy Lewis
Spring 2005	Gena Johnson, Amanda McCurdy, Sarah Trew
Fall 2005	Lindsey Hinshaw
Spring 2006	Lindsey Hinshaw, Stacy Lewis
Fall 2006	Stacy Lewis, Tiffany Phelps, Corinna Rees
Spring 2007	Stacy Lewis, Lucy Nunn, Tiffany Phelps, Corinna Rees, Whitney Sylvan, Tanica van As
Fall 2007	Stacy Lewis, Lucy Nunn, Tiffany Phelps, Corinna Rees, Tanica van As
Spring 2008	Natalie Beach, Kristin Ingram, Tiffany Phelps, Corinna Rees, Tanica van As
Fall 2008	Natalie Beach, Lucy Nunn, Tiffany Phelps, Tanica van As
Spring 2009	Katy Nugent, Corinna Rees
Fall 2009	Rachel Carpenter, Emma Lavy, Katy Nugent, Tiffany Phelps, Meagan Roberts
Spring 2010	Rachel Carpenter, Kristin Ingram, Tiffany Phelps, Meagan Roberts
Fall 2010	Emily Tubert, Victoria Vela

Spring 2011	Rachel Carpenter, Emily Pidzielinski, Emily Tubert, Victoria Vela
-------------	---

HONOR ROLL (3.00-3.49)

Fall 1995	Julie McMahon
Spring 1996	Erica Iding, Julie McMahon
Fall 1996	MacKenzie Cato, Rebecca Gard
Spring 1997	MacKenzie Cato, Jane Hilburn, Adrienne Mucci, Jessica Nelson
Fall 1997	Adrienne Mucci, Kristy Kortuem
Spring 1998	Adrienne Mucci, Jane Hilburn
Fall 1998	Lauren Baugh, MacKenzie Cato, Johanna Danielsson, Kelly Hanwell, Jane Hilburn, Kristy Kortuem, Adrienne Mucci
Spring 1999	Rebecca Gard, Kelly Hanwell, Jane Hilburn, Kristy Kortuem, Adrienne Mucci
Fall 1999	Kristy Kortuem, Adrienne Mucci
Spring 2000	Johanna Danielsson, Adrienne Mucci
Fall 2000	Johanna Danielsson, Melissa Murray, Jennifer Norlien
Spring 2001	Catherine Beckett, Johanna Danielsson, Melissa Murray, Jennifer Norlien
Fall 2001	Lauren Baugh, Mary Elizabeth Brice, Melissa Murray, Jennifer Norlien
Spring 2002	Gena Johnson, Melissa Murray
Fall 2002	Amanda McCurdy
Spring 2003	Catherine Beckett, Gena Johnson, Amanda McCurdy
Fall 2003	Gena Johnson, Courtney Mahon, Sarah Trew
Spring 2004	Sarah Trew
Fall 2004	Lina Axelsson, Brittany Lavy, Courtney Mahon, Sarah Trew
Spring 2005	Lina Axelsson, Lindsey Hinshaw, Brittany Lavy, Stacy Lewis, Courtney Mahon, Whitney Sylvan
Fall 2005	Brittany Lavy, Ashley Medders, Lucy Nunn, Sarah Trew
Spring 2006	Ashley Medders, Lucy Nunn, Whitney Sylvan
Fall 2006	Lucy Nunn, Tania van As
Spring 2007	Kristin Ingram
Fall 2007	Kristin Ingram
Spring 2008	Lucy Nunn, Kelli Shean
Fall 2008	Kristin Ingram, Kelli Shean
Spring 2009	Kristin Ingram, Tiffany Phelps, Kelli Shean
Fall 2009	Kristin Ingram, Kelli Shean
Spring 2010	Emma Lavy, Alex Schulte
Fall 2010	Rachel Carpenter, Emily Podzielinski
Spring 2011	Kelli Shean

SEC ACADEMIC HONOR ROLL

1997	MacKenzie Cato, Jane Hilburn
1998	MacKenzie Cato, Jane Hilburn, Adrienne Mucci
1999	Kelly Hanwell, Jane Hilburn, Adrienne Mucci
2000	Kelly Hanwell, Kristy Kortuem, Adrienne Mucci
2001	Kelly Hanwell
2002	Catherine Beckett, Mary Elizabeth Brice, Johanna Danielsson, Kelly Hanwell, Melissa Murray, Jennifer Norlien
2003	Lina Axelsson, Gena Johnson, Melissa Murray, Jennifer Norlien
2004	Courtney Mahon, Jennifer Norlien, Sarah Trew
2005	Lina Axelsson, Gena Johnson, Courtney Mahon, Sarah Trew
2006	Stacy Lewis, Lucy Nunn, Tanica van As
2007	Stacy Lewis, Lucy Nunn, Tanica van As
2008	Stacy Lewis, Kristin Ingram, Lucy Nunn, Tiffany Phelps, Corinna Rees, Whitney Sylvan, Tanica van As
2009	Kristin Ingram, Lucy Nunn, Tiffany Phelps, Corinna Rees, Kelli Shean
2010	Rachel Carpenter, Emily Podzielinski, Corinna Rees, Meagan Roberts, Kelli Shean, Victoria Vela

SEC FRESHMEN ACADEMIC HONOR ROLL

2003	Stacy Lewis
2005	Ashley Medders
2006	Lucy Nunn
2007	Tiffany Phelps, Corinna Rees
2008	Kelli Shean
2009	Katy Nugent
2010	Emily Tubert

ESPN THE MAGAZINE ALL-DISTRICT VI

2007	Stacy Lewis
2008	Stacy Lewis

ESPN THE MAGAZINE ACADEMIC ALL-AMERICA

2007	Stacy Lewis
2008	Stacy Lewis

LINA AXELSSON

BY STATE/COUNTRY**ARIZONA**

Nelson, Jessica (Phoenix)

ARKANSAS

Cornwell, Lisa (Fayetteville)
Johnson, Gena (Hot Springs)
Kennan, Laura (Fayetteville)
Lavy, Brittany (Fayetteville)*
Lavy, Emma (Fayetteville)
McCurdy, Amanda (El Dorado)

CALIFORNIA

Rees, Corinna (Pebble Beach)
Tubert, Emily (Burbank)

FLORIDA

Leadbetter, Hally (Bradenton)
Monssoh, Audrey (Howey-In-The-Hills)
Stiles, Lesley (Leesburg)*

GEORGIA

Cato, MacKenzie (Duluth)
Medders, Ashley (Alma)
Trew, Sarah (Acworth)

INDIANA

Podzielinski, Emily

KANSAS

Mahon, Courtney (Topeka)
Nugent, Katy (Andover)

MICHIGAN

Dennis, Kellie (Jackson)
Iding, Erika (Lansing)

MINNESOTA

Kortuem, Kristy (Long Lake)
Norlien, Jennifer (Willmar)

MISSISSIPPI

Roberts, Meagan (Ocean Springs)

MISSOURI

Williams, Sarah (West Plains)

OKLAHOMA

Gard, Rebecca (Tulsa)
Nunn, Lucy (Lawton)
Schulte, Alexandra (Broken Arrow)

SOUTH CAROLINA

Sylvan, Whitney (Columbia)

TENNESSEE

Brice, Mary Elizabeth (Tullahoma)

TEXAS

Baugh, Lauren (The Woodlands)
Hilburn, Jane (Kingwood)
Hinshaw, Lindsey (Missouri City)
Lewis, Stacy (The Woodlands)
McMahon, Julie (San Angelo)
Mucci, Adrienne (Corpus Christi)
Murray, Melissa (The Woodlands)
Phelps, Tiffany (McKinney)
Sowers, Lara (Lubbock)
Vela, Victoria (Mansfield)

VIRGINIA

Carpenter, Rachel (Suffolk)

ENGLAND

Hanwell, Kelly (Northhampton)

SOUTH AFRICA

Beckett, Catherine (Cape Town)
Shean, Kelli (Cape Town)
van As, Tanica (Port Elizabeth)

SWEDEN

Axelsson, Lina (Roasjo)
Danielsson, Johanna (Ljungby)

*On Arkansas' roster but did not compete in an event

BY SEASON

MacKenzie Cato	96,97,98	Lucy Nunn	06,07,08,09
Lisa Cornwell	96	Whitney Sylvan	06,07,08
Kellie Dennis	96		
Jane Hilburn	96,97,98,99	Kristin Ingram	07,08,09,10
Erika Iding	96	Corinna Rees	07,08,10,11
Julie McMahon	96	Alexandra Schulte	07,08,09,10
Sarah Williams	96	Tanica van As	07,08
Rebecca Gard	97,98,99	Tiffany Phelps	08,09,10
Laura Kennan	97,99,00	Kelli Shean	08,09,10,11
Adrienne Mucci	97,98,99,00		
Jessica Nelson	97	Katy Nugent	09,10
Johanna Danielsson	98,99,00,01	Rachel Carpenter	10,11
Kelly Hanwell	98,99,00,01	Emma Lavy	10,11
Kristy Kortuem	98,99,00	Meagan Roberts	10,11
Lauren Baugh	99,00,01,02	Victoria Vela	10,11
Catherine Beckett	00,01,02,03	Emily Podzielinski	11
		Emily Tubert	11
Mary Elizabeth Brice	01,02		
Melissa Murray	01,02,03,04	Hally Leadbetter	12
Jennifer Norlien	01,02,03,04	Audrey Monssoh	12
Lina Axelsson	02,03,04,05		
Gena Johnson	02,03,04,05		
Lara Sowers	02		
Courtney Mahon	03,04,05,06		
Amanda McCurdy	03,04,05,06		
Lindsey Hinshaw	04,05,06		
Brittany Lavy	04,05,06		
Sarah Trew	04,05,06		
Stacy Lewis	05,06,07,08		
Ashley Medders	05,06,07		

**GENA JOHNSON**

NAME	NO TOUR	NO RDS.	AVG. SCORE	VS. PAR	LOW RD.	RDS 60S	EVEN BETTER	FINISH PCT.	BEST WINS	FIN.	CAREER
Lina Axelsson	30	86.0	78.63	6.84	70	0	2	57.8%	0	T5	02,03,04,05
Lauren Baugh	28	80.0	80.14	8.10	73	0	0	49.4%	0	T3	99,00,01,02
Catherine Beckett	28	80.0	81.48	9.59	74	0	0	39.0%	0	10	00,01,02,03
Mary Elizabeth Brice	7	21.0	80.57	8.57	71	0	1	46.5%	0	T12	01,02
Rachel Carpenter	2	6.0	82.00	10.00	78	0	0	3.8%	0	T72	11
MacKenzie Cato	19	51.0	81.76	9.33	75	0	0	46.2%	0	T6	96,97,98
Lisa Cornwell	9	22.0	79.82	7.18	72	0	1	58.2%	0	T15	96
Johanna Danielsson	40	113.0	78.81	6.82	71	0	2	63.4%	0	2	98,99,00,01
Kellie Dennis	2	5.0	85.20	11.20	82	0	0	29.8%	0	T31	96
Rebecca Gard	20	54.0	82.81	10.81	74	0	0	42.4%	0	T5	97,98,99
Kelly Hanwell	34	97.0	80.98	8.96	73	0	0	44.8%	0	T4	98,99,00,01
Jane Hilburn	29	77.0	82.56	10.25	74	0	0	37.3%	0	6	96,97,98,99
Lindsey Hinshaw	21	63.0	78.40	6.51	72	0	1	47.1%	0	T16	04,05,06
Erika Iding	9	23.0	81.00	8.30	76	0	0	44.1%	0	5	96
Kristin Ingram	38	112.0	76.20	4.38	68	1	17	58.3%	0	T4	07,08,09,10
Gena Johnson	29	85.0	79.12	7.47	70	0	3	48.8%	0	T5	02,03,04,05
Laura Kennan	5	13.0	88.15	15.92	81	0	0	12.5%	0	T32	97,99,00
Kristy Kortuem	27	74.0	80.27	8.24	71	0	1	53.3%	0	T4	98,99,00
Emma Lavy	12	37.0	75.78	4.03	69	1	4	58.8%	0	T12	11
Stacy Lewis	47	140.0	73.24	1.50	66	18	60	90.2%	12	1	05,06,07,08
Courtney Mahon	45	133.0	76.91	5.14	70	0	7	64.4%	2	T1	03,04,05,06
Amanda McCurdy	45	133.0	75.73	3.96	68	7	26	76.9%	4	1	03,04,05,06
Julie McMahon	8	20.0	81.20	8.70	77	0	0	43.4%	0	T15	96
Ashley Medders	21	62.0	77.40	5.69	69	1	8	50.8%	1	1	05,06,07
Adrienne Mucci	39	108.0	80.80	8.69	72	0	2	47.6%	1	1	97,98,99,00
Melissa Murray	28	82.0	80.13	8.28	73	0	0	41.0%	0	T9	01,02,03,04
Jessica Nelson	8	22.0	85.59	13.18	79	0	0	20.6%	0	T32	97
Jennifer Norlien	26	77.0	81.17	9.29	72	0	1	38.6%	0	T9	01,02,03,04
Katy Nugent	13	37.0	77.32	5.49	72	0	4	40.0%	0	T14	09,10
Lucy Nunn	37	109.0	75.42	3.67	68	3	21	66.4%	1	T1	06,07,08,09
Tiffany Phelps	10	30.0	78.13	6.33	72	0	1	32.2%	0	T31	08,09,10
Corinna Rees	28	84.0	77.62	5.80	67	4	7	46.4%	0	T2	07,08,10,11
Meagan Roberts	3	9.0	78.44	6.11	73	0	0	29.1%	0	T24	10,11
Alexandra Schulte	35	102.0	76.71	4.94	69	1	9	49.7%	0	T10	07,08,09,10
Kelli Shean	45	134.0	74.40	2.57	67	10	40	74.1%	1	1	08,09,10,11
Lara Sowers	2	6.0	85.17	13.17	82	0	0	35.9%	0	47	02
Whitney Sylvan	5	15.0	80.27	8.27	74	0	0	19.6%	0	T61	06,07,08
Sarah Trew	16	47.0	79.34	7.72	73	0	0	35.1%	0	T20	04,05,06
Emily Tubert	12	37.0	72.16	0.41	63	9	19	89.9%	3	1	11
Tanica van As	4	12.0	81.25	9.50	77	0	0	18.4%	0	T42	07,08
Victoria Vela	20	61.0	76.02	4.21	69	1	7	57.9%	0	T7	10,11
Sarah Williams	4	10.0	86.30	13.80	80	0	0	14.8%	0	T27	96

Letterwinner years are determined by championship season (spring semester). If a player is listed from 2000-04, her first semester of golf was fall 1999 into the spring 2000 season.

LINA AXELSSON

Season	No. Tour	No. Rds.	Avg. Score	Vs. Par	National Rating	Low Rd.	In. 60s	Par better	or Pct.	Fin. Wins	Best Fin.
2001-02	9	26.0	79.19	7.42	364	74	0	0	58.0%	0	T12
2002-03	11	31.0	78.16	6.35	288	70	0	1	62.7%	0	T5
2003-04	7	21.0	78.19	6.48	326	72	0	1	51.5%	0	T13
2004-05	3	8.0	79.75	7.75	None	75	0	0	54.2%	0	T27
Career	30	86.0	78.63	6.84		70	0	2	57.8%	0	T5

LAUREN BAUGH

Season	No. Tour	No. Rds.	Avg. Score	Vs. Par	National Rating	Low Rd.	In. 60s	Par better	or Pct.	Fin. Wins	Best Fin.
1998-99	7	19.0	79.00	7.00	227	73	0	0	60.4%	0	T5
1999-00	9	26.0	80.46	8.35	407	75	0	0	48.5%	0	T3
2000-01	9	27.0	79.52	7.52	355	75	0	0	52.1%	0	T3
2001-02	3	8.0	83.88	11.88	None	79	0	0	23.8%	0	46
Career	28	80.0	80.14	8.10		73	0	0	49.4%	0	T3

CATHERINE BECKETT

Season	No. Tour	No. Rds.	Avg. Score	Vs. Par	National Rating	Low Rd.	In. 60s	Par better	or Pct.	Fin. Wins	Best Fin.
1999-00	5	14.0	82.29	10.29	None	74	0	0	40.2%	0	T22
2000-01	7	21.0	80.52	8.52	465	75	0	0	41.8%	0	10
2001-02	9	26.0	80.81	9.04	514	75	0	0	39.5%	0	T16
2002-03	7	19.0	82.84	11.00	746	76	0	0	34.8%	0	T32
Career	28	80.0	81.48	9.59		74	0	0	39.0%	0	10

MARY ELIZABETH BRICE

Season	No. Tour	No. Rds.	Avg. Score	Vs. Par	National Rating	Low Rd.	In. 60s	Par better	or Pct.	Fin. Wins	Best Fin.
2000-01	4	12.0	82.33	10.33	None	78	0	0	37.0%	0	T32
2001-02	3	9.0	78.22	6.22	None	71	0	1	58.9%	0	T12
Career	7	21.0	80.57	8.57		71	0	1	46.5%	0	T12

RACHEL CARPENTER

Season	No. Tour	No. Rds.	Avg. Score	Vs. Par	National Rating	Low Rd.	In. 60s	Par better	or Pct.	Fin. Wins	Best Fin.
2010-11	2	6.0	82.00	10.00	None	78	0	0	3.8%	0	T72
Career	2	6.0	82.00	10.00		78	0	0	3.8%	0	T72

MACKENZIE CATO

Season	No. Tour	No. Rds.	Avg. Score	Vs. Par	National Rating	Low Rd.	In. 60s	Par better	or Pct.	Fin. Wins	Best Fin.
1995-96	8	20.0	81.85	9.05	276	76	0	0	42.6%	0	T6
1996-97	10	28.0	81.89	9.57	345	76	0	0	47.6%	0	T12
1997-98	1	3.0	80.00	9.00	None	75	0	0	55.6%	0	T37
Career	19	51.0	81.76	9.33		75	0	0	46.2%	0	T6

LISA CORNWELL

Season	No. Tour	No. Rds.	Avg. Score	Vs. Par	National Rating	Low Rd.	In. 60s	Par better	or Pct.	Fin. Wins	Best Fin.
1995-96	9	22.0	79.82	7.18	173	72	0	1	58.2%	0	T15
Career	9	22.0	79.82	7.18		72	0	1	58.2%	0	T15

JOHANNA DANIELSSON

Season	No. Tour	No. Rds.	Avg. Score	Vs. Par	National Rating	Low Rd.	In. 60s	Par better	or Pct.	Fin. Wins	Best Fin.
1997-98	10	28.0	78.68	6.89	230	73	0	0	68.6%	0	T4
1998-99	10	26.0	79.00	6.92	222	71	0	1	67.0%	0	T8
1999-00	10	29.0	79.10	7.00	260	71	0	1	58.1%	0	2
2000-01	10	30.0	78.50	6.50	258	74	0	0	60.0%	0	T19
Career	40	113.0	78.81	6.82		71	0	2	63.4%	0	2

KELLIE DENNIS

Season	No. Tour	No. Rds.	Avg. Score	Vs. Par	National Rating	Low Rd.	In. 60s	Par better	or Pct.	Fin. Wins	Best Fin.
1995-96	2	5.0	85.20	11.20	None	82	0	0	29.8%	0	T31
Career	2	5.0	85.20	11.20		82	0	0	29.8%	0	T31

REBECCA GARD

Season	No. Tour	No. Rds.	Avg. Score	Vs. Par	National Rating	Low Rd.	In. 60s	Par better	or Pct.	Fin. Wins	Best Fin.
1996-97	9	25.0	84.00	11.76	510	79	0	0	31.4%	0	T32
1997-98	7	19.0	82.42	10.58	481	74	0	0	50.2%	0	T5
1998-99	4	10.0	80.60	8.90	None	76	0	0	55.7%	0	T16
Career	20	54.0	82.81	10.81		74	0	0	42.4%	0	T5

KELLY HANWELL

Season	No. Tour	No. Rds.	Avg. Score	Vs. Par	National Rating	Low Rd.	In. 60s	Par better	or Pct.	Fin. Wins	Best Fin.
1997-98	10	28.0	82.57	10.79	492	75	0	0	37.5%	0	T4
1998-99	5	13.0	81.54	9.15	None	77	0	0	43.8%	0	24
1999-00	10	29.0	79.72	7.62	341	74	0	0	54.3%	0	T13
2000-01	9	27.0	80.41	8.41	454	73	0	0	42.8%	0	T7
Career	34	97.0	80.98	8.96		73	0	0	44.8%	0	T4

JANE HILBURN

Season	No. Tour	No. Rds.	Avg. Score	Vs. Par	National Rating	Low Rd.	In. 60s	Par better	or Pct.	Fin. Wins	Best Fin.
1995-96	8	20.0	82.10	9.15	283	74	0	0	38.0%	0	T15
1996-97	10	28.0	83.54	11.21	479	75	0	0	35.1%	0	T24
1997-98	6	17.0	82.82	11.18	520	74	0	0	28.7%	0	T32
1998-99	5	12.0	80.67	8.50	None	74	0	0	53.5%	0	6
Career	29	77.0	82.56	10.25		74	0	0	37.3%	0	6

LINDSEY HINSHAW

Season	No. Tour	No. Rds.	Avg. Score	Vs. Par	National Rating	Low Rd.	In. 60s	Par better	or Pct.	Fin. Wins	Best Fin.
2003-04	1	3.0	83.67	11.67	None	81	0	0	22.0%	0	T47
2004-05	9	26.0	78.81	6.85	392	73	0	0	47.9%	0	T16
2005-06	11	34.0	77.62	5.79	328	72	0	1	47.9%	0	T17
Career	21	63.0	78.40	6.51		72	0	1	47.1%	0	T16

ERIKA IDING

Season	No. Tour	No. Rds.	Avg. Score	Vs. Par	National Rating	Low Rd.	In. 60s	Par better	or Pct.	Fin. Wins	Best Fin.
1995-96	9	23.0	81.00	8.30	238	76	0	0	44.1%	0	5
Career	9	23.0	81.00	8.30		76	0	0	44.1%	0	5

KRISTIN INGRAM

Season	No. Tour	No. Rds.	Avg. Score	Vs. Par	National Rating	Low Rd.	In. 60s	Par better	or Pct.	Fin. Wins	Best Fin.
2006-07	6	18.0	77.67	6.00	366	71	0	1	47.8%	0	T30
2007-08	11	33.0	76.12	4.39	187	70	0	4	63.6%	0	T6
2008-09	10	28.0	74.64	2.86	78	70	0	7	64.9%	0	T4
2009-10	11	33.0	76.79	4.79	297	68	1	5	52.6%	0	T4
Career	38	112.0	76.20	4.38		68	1	17	58.3%	0	T4

GENA JOHNSON

Season	No. Tour	No. Rds.	Avg. Score	Vs. Par	National Rating	Low Rd.	In. 60s	Par better	or Pct.	Fin. Wins	Best Fin.
2001-02	7	20.0	81.15	9.45	556	74	0	0	39.5%	0	T5
2002-03	4	11.0	81.82	10.09	None	73	0	0	37.3%	0	39
2003-04	9	26.0	78.54	6.85	368	72	0	2	49.9%	0	T9
2004-05	9	28.0	77.14	5.61	251	70	0	1	58.8%	0	T15
Career	29	85.0	79.12	7.47		70	0	3	48.8%	0	T5

LAURA KENNAN

Season	No. Tour	No. Rds.	Avg. Score	Vs. Par	National Rating	Low Rd.	In. 60s	Par better	or Pct.	Fin. Wins	Best Fin.
1996-97	2	6.0	90.83	18.33	None	84	0	0	12.8%	0	T65
1998-99	2	5.0	85.80	13.80	None	81	0	0	6.4%	0	T32
1999-00	1	2.0	86.00	14.00	None	81	0	0	20.8%	0	T58
Career	5	13.0	88.15	15.92		81	0	0	12.5%	0	T32

KRISTY KORTUEM

Season	No. Tour	No. Rds.	Avg. Score	Vs. Par	National Rating	Low Rd.	In. 60s	Par better	or Pct.	Fin. Wins	Best Fin.
1997-98	7	19.0	81.95	10.11	457	74	0	0	40.9%	0	T20
1998-99	10	26.0	79.92	7.85	299	71	0	1	57.6%	0	T4
1999-00	10	29.0	79.48	7.38	311	74	0	0	56.5%	0	T9
Career	27	74.0	80.27	8.24		71	0	1	53.3%	0	T4

EMMA LAVY

Season	No. Tour	No. Rds.	Avg. Score	Vs. Par	National Rating	Low Rd.	In. 60s	Par better	or Pct.	Fin. Wins	Best Fin.
2010-11	12	37.0	75.78	4.03	222	69	1	4	58.8%	0	T12
Career	12	37.0	75.78	4.03		69	1	4	58.8%	0	T12

STACY LEWIS

Season	No. Tour	No. Rds.	Avg. Score	Vs. Par	National Rating	Low Rd.	In. 60s	Par better	or Pct.	Fin. Wins	Best Fin.
2004-05	12	35.0	74.31	2.60	26	67	2	9	88.0%	3	1
2005-06	11	34.0	74.32	2.50	45	66	1	11	86.0%	0	T2
2006-07	12	35.0	72.37	0.71	4	66	6	18	91.1%	3	1
2007-08	12	36.0	72.00	0.25	5	68	9	22	95.2%	6	1
Career	47	140.0	73.24	1.50		66	18	60	90.2%	12	1

COURTNEY MAHON

Season	No. Tour	No. Rds.	Avg. Score	Vs. Par	National Rating	Low Rd.	In. 60s	Par better	or Pct.	Fin. Wins	Best Fin.
2002-03	11	31.0	77.94	6.13	258	74	0	0	65.8%	0	3
2003-04	11	33.0	75.91	4.18	101	70	0	4	70.2%	2	T1
2004-05	12	35.0	77.46	5.74	269	72	0	1	60.6%	0	T19
2005-06	11	34.0	76.38	4.56	184	71	0	2	62.1%	0	T2
Career	45	133.0	76.91	5.14		70	0	7	64.4%	2	T1

AMANDA MCCURDY

Season	No. Tour	No. Rds.	Avg. Score	Vs. Par	National Rating	Low Rd.	In. 60s	Par better	or Pct.	Fin. Wins	Best Fin.
2002-03	11	31.0	77.71	5.90	238	68	1	3	68.4%	0	T2
2003-04	11	33.0	74.85	3.12	54	69	2	8	84.3%	2	1
2004-05	12	35.0	75.86	4.14	106	70	0	6	76.4%	0	3
2005-06	11	34.0	74.65	2.82	60	68	4	9	78.6%	2	1
Career	45	133.0	75.73	3.96		68	7	26	76.9%	4	1

JULIE MCMAHON

	No.	No.	Avg.	Vs.	National	Low	In.	Par	or	Fin.	Best
Season	Tour	Rds.	Score	Par	Rating	Rd.	60s	better	Pct.	Wins	Fin.
1995-96	8	20.0	81.20	8.70	253	77	0	0	43.4%	0	T15
Career	8	20.0	81.20	8.70		77	0	0	43.4%	0	T15

ASHLEY MEDDERS

	No.	No.	Avg.	Vs.	National	Low	In.	Par	or	Fin.	Best
Season	Tour	Rds.	Score	Par	Rating	Rd.	60s	better	Pct.	Wins	Fin.
2004-05	3	8.0	82.13	10.50	None	75	0	0	26.8%	0	T59
2005-06	9	27.0	76.67	4.89	224	69	1	4	56.7%	1	1
2006-07	9	27.0	76.74	5.07	250	70	0	4	54.0%	0	T22
Career	21	62.0	77.40	5.69		69	1	8	50.8%	1	1

ADRIENNE MUCCI

	No.	No.	Avg.	Vs.	National	Low	In.	Par	or	Fin.	Best
Season	Tour	Rds.	Score	Par	Rating	Rd.	60s	better	Pct.	Wins	Fin.
1996-97	10	28.0	82.43	10.11	394	77	0	0	42.7%	0	T7
1997-98	9	25.0	81.64	9.76	433	75	0	0	39.0%	0	T25
1998-99	10	26.0	78.58	6.50	189	73	0	1	64.2%	1	1
1999-00	10	29.0	80.48	8.38	412	72	0	1	45.0%	0	T14
Career	39	108.0	80.80	8.69		72	0	2	47.6%	1	1

MELISSA MURRAY

	No.	No.	Avg.	Vs.	National	Low	In.	Par	or	Fin.	Best
Season	Tour	Rds.	Score	Par	Rating	Rd.	60s	better	Pct.	Wins	Fin.
2000-01	5	14.0	82.64	10.64	None	80	0	0	20.7%	0	T46
2001-02	7	21.0	81.52	9.81	587	73	0	0	31.1%	0	T23
2002-03	9	26.0	79.00	7.12	373	74	0	0	62.1%	0	T9
2003-04	7	21.0	78.48	6.62	344	73	0	0	35.9%	0	T23
Career	28	82.0	80.13	8.28		73	0	0	41.0%	0	T9

JESSICA NELSON

	No.	No.	Avg.	Vs.	National	Low	In.	Par	or	Fin.	Best
Season	Tour	Rds.	Score	Par	Rating	Rd.	60s	better	Pct.	Wins	Fin.
1996-97	8	22.0	85.59	13.18	585	79	0	0	20.6%	0	T32
Career	8	22.0	85.59	13.18		79	0	0	20.6%	0	T32

JENNIFER NORLIEN

	No.	No.	Avg.	Vs.	National	Low	In.	Par	or	Fin.	Best
Season	Tour	Rds.	Score	Par	Rating	Rd.	60s	better	Pct.	Wins	Fin.
2000-01	8	24.0	80.79	8.79	496	74	0	0	41.4%	0	T29
2001-02	8	23.0	80.57	8.83	498	72	0	1	45.7%	0	T9
2002-03	5	15.0	83.20	11.40	771	77	0	0	25.8%	0	T34
2003-04	5	15.0	80.67	8.67	567	74	0	0	35.5%	0	T34
Career	26	77.0	81.17	9.29		72	0	1	38.6%	0	T9

KATY NUGENT

	No.	No.	Avg.	Vs.	National	Low	In.	Par	or	Fin.	Best
Season	Tour	Rds.	Score	Par	Rating	Rd.	60s	better	Pct.	Wins	Fin.
2008-09	10	28.0	77.54	5.75	344	72	0	2	32.7%	0	T25
2009-10	3	9.0	76.67	4.67	None	72	0	2	65.4%	0	T14
Career	13	37.0	77.32	5.49		72	0	4	40.0%	0	T14

LUCY NUNN

	No.	No.	Avg.	Vs.	National	Low	In.	Par	or	Fin.	Best
Season	Tour	Rds.	Score	Par	Rating	Rd.	60s	better	Pct.	Wins	Fin.
2005-06	4	12.0	78.42	6.42	None	72	0	2	50.9%	0	T25
2006-07	11	33.0	75.55	3.91	126	70	0	5	63.0%	0	T8
2007-08	12	36.0	75.69	3.94	154	69	1	4	68.9%	0	T7
2008-09	10	28.0	73.64	1.86	33	68	2	10	72.9%	1	T1
Career	37	109.0	75.42	3.67		68	3	21	66.4%	1	T1

TIFFANY PHELPS

	No.	No.	Avg.	Vs.	National	Low	In.	Par	or	Fin.	Best
Season	Tour	Rds.	Score	Par	Rating	Rd.	60s	better	Pct.	Wins	Fin.
2007-08	2	6.0	77.67	6.17	None	74	0	0	28.5%	0	T52
2008-09	2	6.0	79.83	7.83	None	74	0	0	17.4%	0	T75
2009-10	6	18.0	77.72	5.89	461	72	0	1	37.7%	0	T31
Career	10	30.0	78.13	6.33		72	0	1	32.2%	0	T31

CORINNA REES

	No.	No.	Avg.	Vs.	National	Low	In.	Par	or	Fin.	Best
Season	Tour	Rds.	Score	Par	Rating	Rd.	60s	better	Pct.	Wins	Fin.
2006-07	6	18.0	79.72	8.39	682	73	0	0	30.2%	0	T33
2007-08	2	5.0	81.20	9.20	None	76	0	0	36.8%	0	T56
2009-10	9	27.0	77.89	5.67	420	73	0	0	43.6%	0	T7
2010-11	11	34.0	75.76	4.03	222	67	4	7	58.4%	0	T2
Career	28	84.0	77.62	5.80		67	4	7	46.4%	0	T2

MEAGAN ROBERTS

	No.	No.	Avg.	Vs.	National	Low	In.	Par	or	Fin.	Best
Season	Tour	Rds.	Score	Par	Rating	Rd.	60s	better	Pct.	Wins	Fin.
2009-10	1	3.0	79.67	6.67	None	77	0	0	29.2%	0	T64
2010-11	2	6.0	77.83	5.83	None	73	0	0	29.0%	0	T24
Career	3	9.0	78.44	6.11		73	0	0	29.1%	0	T24

ALEXANDRA SCHULTE

	No.	No.	Avg.	Vs.	National	Low	In.	Par	or	Fin.	Best
Season	Tour	Rds.	Score	Par	Rating	Rd.	60s	better	Pct.	Wins	Fin.
2006-07	10	28.0	76.57	4.89	228	70	0	2	51.0%	0	T14
2007-08	8	25.0	78.60	6.84	491	74	0	0	35.5%	0	T30
2008-09	10	28.0	75.36	3.57	121	69	1	5	59.4%	0	T13
2009-10	7	21.0	76.43	4.57	263	70	0	2	51.2%	0	T10
Career	35	102.0	76.71	4.94		69	1	9	49.7%	0	T10

KELLI SHEAN

	No.	No.	Avg.	Vs.	National	Low	In.	Par	or	Fin.	Best
Season	Tour	Rds.	Score	Par	Rating	Rd.	60s	better	Pct.	Wins	Fin.
2007-08	12	36.0	76.22	4.47	197	71	0	2	64.8%	0	T18
2008-09	10	28.0	74.79	3.00	86	70	0	7	60.2%	0	T8
2009-10	11	33.0	73.27	1.27	21	67	5	14	85.3%	1	1
2010-11	12	37.0	73.32	1.57	32	67	5	17	84.1%	0	2
Career	45	134.0	74.40	2.57		67	10	40	74.1%	1	1

LARA SOWERS

	No.	No.	Avg.	Vs.	National	Low	In.	Par	or	Fin.	Best
Season	Tour	Rds.	Score	Par	Rating	Rd.	60s	better	Pct.	Wins	Fin.
2001-02	2	6.0	85.17	13.17	None	82	0	0	35.9%	0	47
Career	2	6.0	85.17	13.17		82	0	0	35.9%	0	47

WHITNEY SYLVAN

	No.	No.	Avg.	Vs.	National	Low	In.	Par	or	Fin.	Best
Season	Tour	Rds.	Score	Par	Rating	Rd.	60s	better	Pct.	Wins	Fin.
2005-06	1	3.0	82.00	10.00	None	77	0	0	18.4%	0	T72
2006-07	3	9.0	80.67	8.67	None	74	0	0	21.3%	0	T61
2007-08	1	3.0	77.33	5.33	None	76	0	0	16.0%	0	T80
Career	5	15.0	80.27	8.27		74	0	0	19.6%	0	T61

SARAH TREW

	No.	No.	Avg.	Vs.	National	Low	In.	Par	or	Fin.	Best
Season	Tour	Rds.	Score	Par	Rating	Rd.	60s	better	Pct.	Wins	Fin.
2003-04	7	21.0	79.57	8.00	497	74	0	0	28.3%	0	T36
2004-05	6	17.0	79.53	7.88	514	73	0	0	34.9%	0	T30
2005-06	3	9.0	78.44	6.78	None	73	0	0	50.4%	0	T20
Career	16	47.0	79.34	7.72		73	0	0	35.1%	0	T20

EMILY TUBERT

	No.	No.	Avg.	Vs.	National	Low	In.	Par	or	Fin.	Best
Season	Tour	Rds.	Score	Par	Rating	Rd.	60s	better	Pct.	Wins	Fin.
2010-11	12	37.0	72.16	0.41	11	63	9	19	89.9%	3	1
Career	12	37.0	72.16	0.41		63	9	19	89.9%	3	1

TANICA VAN AS

	No.	No.	Avg.	Vs.	National	Low	In.	Par	or	Fin.	Best
Season	Tour	Rds.	Score	Par	Rating	Rd.	60s	better	Pct.	Wins	Fin.
2006-07	3	9.0	82.00	10.33	None	78	0	0	10.9%	0	T54
2007-08	1	3.0	79.00	7.00	None	77	0	0	43.1%	0	T42
Career	4	12.0	81.25	9.50		77	0	0	18.4%	0	T42

VICTORIA VELA

	No.	No.	Avg.	Vs.	National	Low	In.	Par	or	Fin.	Best
Season	Tour	Rds.	Score	Par	Rating	Rd.	60s	better	Pct.	Wins	Fin.
2009-10	8	24.0	76.17	4.29	230	69	1	4	59.8%	0	T20
2010-11	12	37.0	75.92	4.16	241	71	0	3	56.6%	0	T7
Career	20	61.0	76.02	4.21		69	1	7	57.9%	0	T7

SARAH WILLIAMS

	No.	No.	Avg.	Vs.	National	Low	In.	Par	or	Fin.	Best
Season	Tour	Rds.	Score	Par	Rating	Rd.	60s	better	Pct.	Wins	Fin.
1995-96	4	10.0	86.30	13.80	538	80	0	0	14.8%	0	T27
Career	4	10.0	86.30	13.80		80	0	0	14.8%	0	T27

**MELISSA MURRAY**



Founded in 1871, The University of Arkansas is the flagship institution of the University of Arkansas System. Located in Fayetteville in Arkansas' northwest corner, the U of A is the state's foremost partner and resource for education and economic development.

The U of A offers 213 baccalaureate, master's, doctoral, professional and specialist degree programs. In keeping with its status as Arkansas' land-grant university, the U of A has a 140-year-old mandate to educate, to conduct basic and applied research, and to extend knowledge and resources to the people of Arkansas and beyond through public engagement and service. The Carnegie Foundation for the Advancement of Teaching recently classified the U of A as a national research university with a very high level of research activity, based on the number of doctoral degrees awarded, research grants received, and other factors. The U of A is the only Arkansas institution with such a ranking, and is among just 108 institutions in the United States (out of 4,633) to have received that classification.

The U of A has enormous influence over Arkansas' social, cultural, and recreational life, especially the widespread passion for the university's athletics teams, the Arkansas Razorbacks. The U of A's location in northwest Arkansas is viewed as one of the university's strongest attributes. Fayetteville is widely recognized as one of the best college communities in the U.S. The city's Dickson Street district abuts the U of A campus and features scores of restaurants, shops, and entertainment venues. Northwest Arkansas is a vibrant economic region with a national reputation for its high quality of life.

Three of the U.S.'s largest corporations have their world headquarters in the region: Tyson Foods, J.B. Hunt Transportation, and the world's largest retailer, Walmart Corp. Because of their presence, many other corporations have established primary or secondary headquarters in Northwest Arkansas. Their close proximity to the U of A campus, along with their executives' and employees' active involvement in university life, offers students and faculty exceptional opportunities for research partnerships, internships, and post-graduation employment.

OLD MAIN

One of the original buildings on Arkansas' campus, Old Main symbolizes the strong connection to the past and the focus upon the future which come together in the present at the University of Arkansas. Completed in 1875, Old Main stood the test of time until the mid-1980s when age and modern building codes threatened to send it to the wrecking ball as had happened to its sister building at the University of Illinois. A major fund-raising campaign by alumni totally renovated Old Main. Reopening in 1992, the building maintains the feel of a Victorian-era building with high ceilings and elaborate wooden trim. Just below the surface of the period hardwood floors, Old Main is hard-wired to the internet and built to last well into its second century.

Even with renovation, Old Main remained unfinished until 2005. One of the gifts during the Campaign for the Twenty-First Century specified the installation of a clock, originally planned for the blank faces of the south tower.

As mentioned, Old Main was built from shared plans with its counterpart on the Illinois campus, with one important difference. The north tower of Arkansas' Old Main is taller than the south tower. Legend says this was symbolic of the Civil War as the lead engineer was a northern veteran.

Important links for future Razorbacks

-ArkansasRazorbacks.com -- the official site of the Razorback Athletic Department

-<http://www.uark.edu> -- the official site of the University of Arkansas

-<http://admissions.uark.edu> - the official site of the Arkansas Admissions Office

-<http://finaid.uark.edu> - the official site of the Arkansas Financial Aid Office

-<http://www.uark.edu/home/visitor.php> - welcome visitors

-<http://www.uark.edu/home/11374.php> - about Fayetteville /Northwest Arkansas

-<http://parking.uark.edu/> - where to park

-<http://www.uark.edu/ua/bookstor/> - the bookstore

-<http://www.arkansasalumni.org/traditions/index.php> - Arkansas traditions

-<http://www.uark.edu/home/11028.php> - campus life

-<http://newswire.uark.edu/> - today's news on campus



The U of A boasts one of the most unique features and traditions found on any college or university campus: Senior Walk, a nearly three-mile stretch of concrete sidewalks criss-crossing campus into which the names of every U of A graduate is engraved. More than 140,000 names currently appear, grouped alphabetically by year of graduation. Senior Walk epitomizes the university's emphasis on "putting students first," a philosophy captured in its tag line, "the YOU of A."

The U of A features distinctive architecture, including its signature building, Old Main, finished in 1875. As the original administrative facility, the iconic building now houses the J. William Fulbright College of Arts and Sciences. The college is named in honor of former U of A President (and, later, U.S. Senator) J. William Fulbright, who helped create the prestigious international scholarship and fellowship programs that bear his name. The U of A's distinctive Fulbright Peace Fountain, designed by architect Fay Jones, recognizes its namesake's role in promoting peaceful resolution of world conflicts.

Academically, the U of A is organized into ten schools and colleges: the Dale Bumpers College of Agricultural, Food and Life Sciences; the College of Education and Health Professions; the College of Engineering; the J. William Fulbright College of Arts and Sciences; and the Sam M. Walton College of Business. The university also features the Fay Jones School of Architecture, the Graduate School, the Honors College, the School of Law and the Global Campus, which provides academic outreach and programs to more than 15,000 learners a year.

The U of A's total annual operating budget for FY2011 is \$528 million. Tuition and fee revenues make up the largest source of revenues, followed by an annual state appropriation. Almost 77 percent of all full-time undergraduate students receive some form of financial aid. U of A undergraduate tuition rates were ranked 38th lowest in the nation among land-grant universities, in keeping with the university's emphasis on keeping itself accessible and affordable.

In September 2010, the U of A enrolled a record 21,406 students. The student body consisted of students from all 50 states and more than 100 countries. More than 300 student organizations also exist on campus. There are plenty of things to do on- and off-campus. The HPER Center, the university's state-of-the-art recreational facility, offers a great place to climb, swim, run, lift weights, do aerobics and yoga, or play basketball. Cultural and recreational options include attending lectures, readings, and theatrical performances, shopping opportunities, and listening to live music on nearby Dickson Street.

In 2009, University Chancellor G. David Gearhart presented a long-range strategic plan that was formally endorsed by the elected leaders of the faculty, staff, and student body. The plan emphasizes a commitment to "students first," and outlines goals and strategies to ensure that all students receive the resources and support they need to achieve their academic goals. The plan also emphasizes the U of A's commitment to transparency and accountability to the people of Arkansas in its operation.

More information about the U of A may be found at www.uark.edu.

COLLEGES AND SCHOOLS

Honors College - <http://honorscollege.uark.edu/>

Dale Bumpers College of Agricultural, Food and Life Sciences - <http://bumperscollege.uark.edu/>

Fay Jones School of Architecture - <http://architecture.uark.edu/>

J. William Fulbright College of Arts and Sciences - <http://fulbright.uark.edu/>

Sam M. Walton College of Business - <http://waltoncollege.uark.edu/>

College of Education and Health Professions - <http://coehp.uark.edu/>

College of Engineering - <http://www.engr.uark.edu/home/>

Global Campus - <http://globalcampus.uark.edu/>

Graduate School - <http://grad.uark.edu/>

School of Law - <http://law.uark.edu/>

Senior Walk

The University of Arkansas is proud to be the last university in the nation maintaining what once was a common tradition of etching its graduates' names into the campus sidewalks. The 100,000th graduate's name went down in cement during the 1990s. The names on Senior Walk stretch over three miles of campus sidewalks.

The story of Senior Walk is a perfect example of how the University of Arkansas brings its commitment to the past together with innovations for the future. When the costs involved in hand-etching names into concrete forced numerous other universities to give up, the University of Arkansas turned to its physical plant and engineering school grads to create a one-of-a-kind computerized sandblasting machine -- the SandHog. Each summer, the SandHog roars across the front lawn of Old Main, etching the names of graduates into sidewalks.



DR. G. DAVID GEARHART

CHANCELLOR

Dr. G. David Gearhart became the chancellor of the University of Arkansas on July 1, 2008, following 10 years of service to the university as vice chancellor for university advancement. Previously he was senior vice president of Penn State University, during which time he was named a Fulbright Scholar, studying at Oxford University in Oxford, England.

His Bachelor of Arts degree is from Westminster College in Missouri. Both his law degree and his doctor of education degree are from the University of Arkansas. He is a native of Fayetteville.

Prior to being appointed chancellor, Dr. Gearhart oversaw the Campaign for the Twenty-First Century, the most successful capital campaign in Arkansas history, which raised more than \$1 billion for academic programs.

As chancellor, Dr. Gearhart instituted the first tuition freeze in 24 years and implemented a \$220 million campus building renovation and refurbishment plan, as well as a campus-wide energy savings plan. He has also undertaken a renewed emphasis on the arts on campus, including the establishment of the "All Steinway Campus."

Dr. Gearhart has additionally implemented a major cost savings program that has already resulted in over \$29.4 million in cost reduction and savings to the flagship campus. Campus enrollment has also grown by nearly 4,000 students in the past three years to almost 22,000 students. At the same time, diversity in the student body has increased significantly.

He and his wife of more than 35 years, Jane, have two children and two grandchildren.



THE UNIVERSITY OF ARKANSAS

DR. SHARON HUNT

FACULTY ATHLETIC REPRESENTATIVE

Chancellor G. David Gearhart appointed Dr. Sharon Hunt to be the faculty athletics representative (FAR) for the University of Arkansas in August 2010.

Dr. Hunt is the first woman and non-lawyer to hold the post. Dr. Hunt has been on the University of Arkansas faculty for 21 years and has served as head of the recently renamed Department of Health, Human Performance and Recreation in the College of Education and Health Professions for that entire time except for the 2000-01 academic year, when she served as interim dean of the college. On June 30, 2011 Dr. Hunt stepped down as Department Head and returned to the faculty at the rank of Professor giving her more time to devote to the FAR position.

A high school athlete, Hunt's involvement with collegiate athletics dates back to her own college days at the University of Arkansas when she played extramural sports with the women's basketball and tennis teams prior to the enactment of Title IX.

After receiving her bachelor's and master's degrees in physical education from the university, she went on to earn a doctor of education degree from the University of Georgia, where she taught a variety of sport-activity courses as a graduate assistant. Upon the completion of her doctoral degree, she joined the faculty of the University of Kentucky for 13 years, where she taught both undergraduate and graduate courses and served as the graduate coordinator for the Department of Health, Physical Education and Recreation. In 1990, she and her family returned to Fayetteville.

The FAR's responsibilities lie in three broad areas: academic integrity within the athletics program, student-athlete well-being, and institutional control of the athletics program. Dr. Hunt is involved in the student-athlete advisory council on campus and chairs the Academic Credential Review Committee and Athletic's Academic Integrity Committee, and serves as an ex-officio member of the Faculty Athletics Committee. In addition, she travels to represent the University of Arkansas at various SEC and NCAA meetings.

Dr. Hunt was instrumental in establishing the graduate athletic training education program in the College of Education and Health Professions, and she has worked closely with athletics on that program. The athletics department provides support to students in the athletic training education program in the form of a stipend, books and travel to the Arkansas Athletic Trainers' Association annual meeting. Two endowed scholarships for athletic training students in honor of longtime Razorback trainers Dean Weber and the late Bill Ferrell were established through the athletics department.

Dr. Hunt has been married to David Hunt since 1973, and they have an adult son and daughter as well as a grandson.



Entering his fourth full year as Vice Chancellor and Director of Athletics, Jeff Long has guided the University of Arkansas' Department of Intercollegiate Athletics through a period of unprecedented transition while revitalizing a tradition-rich athletics program encompassing 19 sports and more than 460 student-athletes.

Long leads a comprehensive athletics program uniformly committed to the development of student-athletes academically, athletically and socially. A part of Chancellor G. David Gearhart's Executive Committee, Long is helping to chart the course for the future of higher education at the University of Arkansas while integrating Razorback Athletics into the campus community. In each of the past two years, Razorback Athletics has made a \$1 million gift to support the university's academic mission bringing the department's support of the greater university community to nearly \$4 million.

In Long's tenure, Arkansas has captured eight conference championships and advanced to 53 post-season competitions, including the school's first Bowl Championship Series appearance in football, while drawing more than a million fans annually to campus to cheer on the Razorbacks. In 2010-11, Arkansas finished in the top 25 of the NACDA Sports Directors Cup for the third time in the past four years, marking the first time in school history that has been accomplished.

In the classroom, the Razorbacks continue to set new standards including posting a student-athlete grade point average exceeding 3.0 for an unprecedented third consecutive year. Arkansas exceeds the national APR multi-year rate by more than 10 points in 18 sports and has seen a steady rise in graduation success rates.

Student-athlete development has also been a priority including the establishment of the Razorback Leadership Academy, the first of its kind in the Southeastern Conference. In the community, Razorback student-athletes are more active than ever volunteering more than 3,300 hours of time for more than 80 agencies, organizations and schools.

Long was selected to replace legendary athletic director and former Razorback football coach Frank Broyles and even before he officially took the reins on Jan. 1, 2008, Arkansas announced that it would combine its previously independent men's and women's athletic programs into one combined athletic program. Long adeptly blended the men's and women's athletic departments into one unified department and established a new administrative structure.

He has recruited some of the nation's most successful coaches to Arkansas including head football coach Bobby Petrino and head men's basketball coach Mike Anderson. He also signed head baseball coach Dave Van Horn to a long-term deal to remain in Fayetteville. In fact, Arkansas is one of only four schools in the nation to boast coaches who have made a BCS bowl game, the Elite Eight and the College World Series.

Long has also worked tirelessly to maintain long-time relationships and to forge new relationships for the benefit of the Razorback program including extending Arkansas' relationship with War Memorial Stadium and helping re-establish the Razorbacks' presence in Texas, partnering with former Razorback Jerry Jones to develop the Southwest Classic, a 10-year football series with Texas A&M played at the spectacular Cowboys Stadium.

As economic indicators were beginning to point toward challenging economic times, Long signed Arkansas to a deal with IMG College to form Razorback Sports Properties that guarantees the Razorback program \$73 million during the course of the decade-long agreement. Long also negotiated an extensive all sports apparel and footwear agreement with NIKE, Inc. that will outfit all 19 Razorback sports programs through the 2014-15 season.

Working alongside the Razorback Foundation leadership team, the athletic department recently launched the "Answer the Call" campaign to help meet the growing financial needs of fielding a nationally competitive all sports program. More than 2,600 new members have joined the Razorback Foundation while helping generate much needed support for Razorback student-athletes.

A number of athletic facilities have also seen a transformation with Bud Walton Arena undergoing extensive renovations, including replacement of the lower seating bowl and the addition of courtside seating, ribbon boards and a courtside club room. In the spring of 2009, a new synthetic playing surface was installed at Donald W. Reynolds Razorback Stadium.

With an eye towards the future, Long commissioned a master plan to assess the future facility needs of the program. Construction of a new football center is already underway with a targeted completion date in 2013.

A veteran administrator with a track record of the highest commitment to the concept of "student-athlete," Long has had more than two decades experience in athletic administration at the Division I level including at the University of Pittsburgh, University of Oklahoma, University of Michigan, Virginia Tech University, Eastern Kentucky University and Rice University. Long also understands the coach's perspective from time spent in coaching staff positions at Duke University, University of Michigan and North Carolina State University.

His experience as an athletic director and administrator in America's most prestigious conferences – the Big 12, Big Ten, Big East, Atlantic Coast and now SEC – gives Long a uniquely informed perspective on intercollegiate athletics. During his career, Long has served in five of the six Bowl Championship Series leagues.

On the forefront of NCAA governance, Long has served on the NCAA Management Council, the NCAA's Sports Wagering Task Force and as a member of the Executive Committee of the Division I-A Athletic Directors' Association. Long currently serves on the NCAA Championships' Sports Management Cabinet.

Prior to assuming his current roles at Arkansas, Long served for four years as the athletic director at the University of Pittsburgh. Long redefined Pitt athletics, most notably through the "Quest for Excellence" campaign that raised nearly \$34 million to enhance the student-athlete experience. During his tenure the Panthers' were selected as the No. 17 overall program in the nation in the December 2006 Sports Illustrated on Campus' All-Sport Rankings.

Before arriving at Pitt, Long was senior associate athletic director at Oklahoma for two and a half years overseeing external affairs for the Sooners. In addition, Long was the primary administrator for the Sooners' highly successful football and men's basketball programs, along with sport supervision of baseball, wrestling and both golf teams.

Long's first appointment as a director of athletics was at Eastern Kentucky where he served for two and a half years. Prior to Eastern, Long had a brief stay with Virginia Tech as an associate athletics director.

He began his career in college athletic administration at Michigan, hired by legendary coach and athletics director, the late Bo Schembechler. During his seasons with the Wolverines, Long was promoted through a series of posts to the position of associate athletics director.

A former two-sport athlete at Ohio Wesleyan, Long earned seven varsity letters for the Bishops in football and baseball before completing his degree in economics in 1982. He started his post-graduate career in athletics working on head coach Tom Reed's staff as a graduate assistant football coach at the cradle of coaches, Miami University of Ohio. Long earned his master's in education at Miami in 1983, moving on to football staff positions at Rice, Duke and N.C. State prior to joining Michigan.

An Ohio native from Kettering, Long is married to the former Fanny Gellrich of Ann Arbor, Mich. The Longs have two daughters, Stephanie and Christina.



The Longs: (l-r): Stephanie, Christina, Jeff and Fanny.

ARKANSAS SENIOR STAFF



BEV LEWIS

Associate Vice Chancellor & Executive Associate AD

Bev Lewis has served the University of Arkansas and its Razorback athletic programs for more than three decades.

The former women's athletic director prior to the department merger in 2007-08, Lewis now serves as the associate vice chancellor and executive associate athletic director for administration and sport programs. Lewis is also the coordinator of a five-member sport administrator group that provides day-to-day administrative support for each of Arkansas' 19 sports. Lewis is the sport administrator for men's and women's cross country, men's and women's track and field, men's and women's golf, gymnastics, softball and volleyball. In addition, Lewis is the primary administrator working with the Razorbacks' strength and conditioning units and athletic training and sports medicine program as well as overseeing the media relations and new media divisions. She also serves as a liaison to the faculty senate and the faculty athletic committee, and coordinates the department's NCAA certification, Title IX compliance and strategic planning. Lewis was elected to the 2011-12 Southeastern Conference Executive Committee assisting the league office in a leadership role.

The largest portion of her service to the university was her 19-year tenure as the Director of Women's Athletics. As a result of her strong emphasis on the classroom, Razorback female student-athletes received numerous academic honors including national academic All-American of the year, team academic national titles and the university's first two SEC/H. Boyd McWhorter Scholar-Athletes of the Year.

Her leadership was also a part of the success of the university's Campaign for the Twenty-First Century. Lewis directed Women's Athletics to over \$11.5 million in direct support for women's teams. During the campaign, Lewis received one of her greatest personal honors as Bob and Marilyn Bogle requested that Arkansas' \$6 million facility be named the Bev Lewis Center for Women's Athletics.

In 1998, she was voted into the University Of Arkansas Hall Of Honor by the university's letterwinners in recognition of her contributions both as a coach and an administrator.

Lewis served collegiate athletics at the highest level as an administrator, first with the NCAA Championship Cabinet and recently on the NCAA Management Council. Prior to assuming the duties of AD, Lewis was women's cross country and track coach. Her Arkansas coaching milestones included the first women's squad to achieve a national ranking and the first conference championship team with the 1988 Southwest Conference Cross Country Championships.

Lewis earned her bachelor's degree from Central Michigan in 1979 and followed it with her master's from Purdue prior to her arrival at Arkansas in 1981.

Her husband, Harley, is the former athletic director at the University of Montana, former assistant director of championships with the NCAA, and former development officer at Arkansas.



MATT TRANTHAM

Senior Associate AD For Internal Operations

Overseeing Razorback facilities, event management and equipment operations, Matt Trantham joined the University of Arkansas in 2008 as the senior associate athletic director for internal operations.

Supervising several major projects in his first year with the Razorbacks, Trantham guided the \$2.5 million renovation of Bud Walton Arena and the \$1.3 million restoration of synthetic playing surface at Donald W. Reynolds Razorback stadium in 2008-09.

This year, he is overseeing the Master Plan currently underway for all athletic facilities. One of the first projects within the master plan is scheduled to begin in the 2011-12 academic year with the expansion of the football practice facilities including meeting rooms, academic center and offices.

Prior to joining Arkansas, Trantham began his career with the University of Oklahoma in July 1999 as the promotions director for the athletic department where he worked with all 20 of OU's teams. He was named assistant athletic director for event management in 2004 and was promoted to associate athletic director in 2006.

In his role as associate AD for event management, Trantham oversaw more than 500 events a year, coordinated the efforts of more than 1,500 event staff members and was responsible for activities within 13 athletic facilities. He also served as OU's liaison with all postseason events including both Big 12 and NCAA championship competitions. Prior to joining the Sooners, Trantham spent five seasons in professional sports in Washington, D.C. Trantham earned his bachelor's of science degree in business management from Centenary College in 1990 and a master's degree in sports management from the United States Sports Academy in 1998.

Trantham and wife Kristen are parents of two sons, Will and Davis; and two daughters, Morgan and Paige.



JON FAGG

Senior Associate AD For Compliance and Student-Athlete Services

Jon Fagg joined the University of Arkansas as a senior associate athletic director for compliance and student-athlete services in the summer of 2008, overseeing all aspects of compliance and academics. He serves as a member of the senior management group for the Razorbacks.

Fagg supervises NCAA and Southeastern Conference rules compliance and education. He reports directly to the vice chancellor and director of athletics, and has an informational reporting relationship on compliance issues with the university's Office of the General Counsel.

In addition to compliance, Fagg also supervises the student-athlete services department which advises and offers support to more than 450 Razorback student-athletes.

Fagg joined the Razorback staff after spending the past seven years at North Carolina State. Hired in March 2001, he served four and half years as an assistant athletics director for compliance before being promoted to associate athletics director for compliance in the fall of 2005.

While with the Wolfpack, Fagg's responsibilities included coordinating all aspects of the NCAA compliance program, including rules education for intercollegiate staff and related university personnel, and advisement, education and interpretations regarding NCAA rules and regulations.

Prior to his tenure at North Carolina State, Fagg spent three years as the assistant athletics director for compliance at Fresno State. He also served one year as director of compliance for the Big South Conference.

His first athletics administrative experience came at Mars Hill College where he handled compliance duties as well as serving as an assistant coach for the football team for three seasons. His coaching experience also includes a stint as an assistant coach at Davidson from February 1992 to June 1993 and as a GA coach at his alma mater, the University of Arizona, from January 1991 to February 1992.

Fagg and his wife Amanda have three children: Jon Madison and twins, Reed and Ellie.



CHRIS WYRICK

Senior Associate AD For Development

Chris Wyrick joined the University of Arkansas in May 2008 and returns to the Athletic Department as a senior associate athletic director for development after spending the past year leading the highly successful Razorback Seat Value Plan (RSVP) as part of the Answer the Call Campaign for the Razorback Foundation. Wyrick's duties for Razorback Athletics include leading the capital gifts and major gift fund-raising efforts to support of the department's facilities master plan. He will continue to be the primary contact between Razorback Athletics and the Razorback Foundation. He also oversees the Razorback Ticket Office and serves as the liaison with Associated Student Government.

Prior to spending the past year assisting the Razorback Foundation, Wyrick served as the senior associate athletic director for external affairs, which included oversight for marketing and promotions, collegiate licensing program, media relations, multi-media partners and the athletic department web site. He also worked with the associate athletic director for finance and business in supervision of the Razorback Ticket Office while also serving as the sport administrator for men's basketball and men's and women's golf at Arkansas.

In 2010, Wyrick served as the executive director of RSVP, or Razorback Seat Value Plan, working with the department to develop a plan that aligned fans' seat locations with their Razorback Foundation donor classifications. The year-long effort, which generated more than 2,600 members, encouraged fans to "Answer the Call" giving them the opportunity to select their football seat location.

A native of Greensboro, N.C., Wyrick joined Arkansas after two years at South Carolina where he was associate athletics director for development. Prior to USC, he spent six years at Vanderbilt as an administrator.

A 1992 graduate of North Carolina State with a degree in political science, Wyrick and his wife Merrill have two daughters, Caroline and Caitlin.

ARKANSAS SENIOR STAFF

**CLAYTON HAMILTON****Associate AD Chief Financial Officer**

Clayton Hamilton joined the Razorbacks in January 2010, assuming the role of Chief Financial Officer with oversight of the department's financial affairs, business operations, and human resources. Hamilton has over 15 years of financial management experience, including stops at Colorado, Florida State, the Dallas Cowboys, and the Cleveland Cavaliers. He is an active member of the College Athletic Business Management Association, having most recently served as president in 2009, and has served on various NCAA strategic task forces. He is also a past recipient of the College Athletic Business Manager of the Year Award. A native of Arkansas, Hamilton graduated from the University of Arkansas in 1994 with a bachelor's degree in accounting. He obtained a master's degree in sports management from the US Sports Academy in 1997, and his CPA certification from the State of Arkansas in 1998. Hamilton and his wife Stephanie have two children, Lauren and Caylee.

**MELISSA HARWOOD-ROM****Associate AD for Student-Athlete Academic Support and Achievement**

Serving as the lead coordinator for academic support for all 19 Razorback sports, Melissa Harwood-Rom brings over 20 years of experience at Arkansas. Joining the university in 1989 after working with football and men's basketball at Washington State, she developed the former women's athletics department academic system before being named to oversee all teams in the summer of 2008. She and university professor Curt Rom have two children, Zoe and Clio.

**CHRIS POHL****Associate AD for Events**

A former championships director for the NCAA, Chris Pohl joined Arkansas in 2002 to manage marketing and promotion for the women's sports after 11 years at the NCAA. Pohl moved into event management in 2008 and oversees the event management department which coordinates all home and postseason events for the Razorbacks. Her primary sport responsibilities include football, men's and women's basketball and swimming and diving. A 1981 graduate of Central Michigan and basketball letterwinner, she earned her master's in 1984 from Penn State.

**BRIAN PRACHT****Associate AD for Marketing**

Brian Pracht joined the Razorbacks in July 2010, with more than 15 years of collegiate marketing and promotions experience working at Wichita State, Long Beach State and the Southland Conference. His responsibilities at Arkansas include overseeing marketing, promotions, ticket sales, licensing, in addition to serving as the staff liaison with International Sports Properties (IMG College) and Razorback Sports Properties (RSP).

Pracht graduated in 1994 with a bachelor's degree in business administration from Emporia State in Kansas. He and his wife Amy have two daughters, Caroline and Lily.

**TRACEY STEHLIK****Associate AD for Compliance**

Starting her 28th year with the University of Arkansas, Tracey Stehlik serves as associate athletic director for compliance. In addition, Stehlik serves as the sport administrator for women's basketball, swimming and diving and men's and women's tennis. She began her career as an assistant women's basketball coach, and was a part of the staff that won the only women's hoops conference championships at Arkansas. Stehlik worked in a variety of administrative roles since leaving the court including compliance and game management. She and husband Wayne have two daughters, Mollie and Maggie.

**KEVIN TRAINOR****Associate AD for Public Relations**

Starting his 17th season at Arkansas, Kevin Trainor is in his fourth year as associate athletic director and his second as the department's Public Relations Director. He also serves as a sports administrator for baseball. Trainor was a nearly 20-year veteran in the media relations office before assuming his current role. A university graduate in journalism in 1994, he earned his master's at Arkansas in 2005. Trainor and his wife, the former Ruth Whitehead, are the parents of two daughters, Emma and Ellie.

**JUSTIN MALAND****Assistant AD for Facilities**

Justin Maland joined the Razorbacks in 1999 and is beginning his fifth year as an assistant AD for facilities in 2011. A Harrison, Ark., native and former college student-athlete, Maland oversees all competition and practice venues, offices and facility expansion for the Razorbacks. He is currently working on the Razorbacks' master plan for facilities which includes upcoming additions for football. Maland earned his master's in sports management from Arkansas in 2001. He is married to the former Sarah Parnell, and the Malands are the parents of two children, Macy and Jack.

**ERIC A. WOOD****Assistant AD for Student-Athlete Development**

Eric A. Wood joined the university in 2009 working to develop programs that contribute to the personal growth and character development of Razorback student-athletes. Wood worked in a similar role at the ACC and is the current chair of the NCAA Student-Athlete Affairs Advisory Committee. He also spent a year at Wake Forest and at the University of New Haven. Wood is a 1998 graduate of Sacred Heart University and was a three-year letterman in football. He earned his Master's Degree from Clemson in 2000. Wood and his wife Celia have a daughter, Eliana Jewel.

RAZORBACK SUPPORT SERVICES



ACADEMIC SERVICES

Recognizing the difficulty of balancing the demands of athletic competition at the highest level and completion of the rigorous academic standards of a Carnegie research-level university, the Razorback Athletic Department provides support services through both facilities and personnel to guide Arkansas student-athletes to their ultimate goal: University of Arkansas diploma.

The key components of the Student-Athlete Academic Support and Achievement (SAASA) are personal development, career development, academic tutoring, study hall facilities, class attendance monitoring and incentive awards recognizing academic achievement.

THE BOGLE ACADEMIC CENTER

There is no higher priority for the University of Arkansas Athletic Department than the academic progress of its scholar-athletes. Thanks to the generous gift of Bob and Marilyn Bogle, the home of the Razorback Athletic Department's Student-Athlete Academic Support and Achievement program is the Bob and Marilyn Bogle Academic Center. The 15,000-square foot Bogle Academic Center is located in the east side of Donald W. Reynolds Razorback Stadium. Under the overall direction of Senior Associate Athletic Director Jon Fagg, the Bogle Academic Center houses the Arkansas Razorbacks Academic Support Program, the Razorback Office of Student Life and the Career Development Program.

Associate Athletic Director for Student-Athlete Support Services Melissa Harwood-Rom oversees the staff of professionals dedicated to directing student-athletes to reach their personal academic goals, and to do so in ways that balance their academic, athletic and personal lives.

STUDY HALL AND TUTORS

A quiet setting for uninterrupted study, the Bogle Academic Center provides three types of study hall space. The computer lab has more than 30 stations for individual computer-based study. An open study hall is available for group or individual study, and monitored by staff members of the SAASA. There are 17 individual study carrels that provide space for tutors to meet with student-athletes for individual instruction in specific subjects.

Each Razorback team sets its own criteria for study hall attendance. The use of tutors is a key element for academic success, allowing for individualized assistance and for reaching academic excellence in advanced subjects.

STUDENT-ATHLETE DEVELOPMENT

The mission of the Student-Athlete Development Office is to contribute to the personal growth and character development of Razorback student-athletes through holistic programming for success in life.

The Student-Athlete Development Office continues to expand its commitment to the offerings and opportunities in the following areas:

- * Academic Excellence
- * Athletic Excellence
- * Career Development and Graduate School Preparation
- * Community Service
- * Personal Development
- * Health and Wellness
- * Leadership and Character Development
- * Financial Planning



Our Goals

- * Provide the resources to support the academic progress toward intellectual development and graduation for our student-athletes.
- * Provide career development programs that will enable our student-athletes to develop and pursue career and life goals.
- * Engage our student-athletes in experiences involving the university, local, state, national, and global communities through services.
- * Support the development of a well-balanced lifestyle, decision-making skills, encouraging emotional well-being, and personal growth for our student-athletes.
- * Invest in the personal development of our student-athletes through various programs that enable them to be successful in the classroom, the community, and in their athletic activities.

The Student-Athlete Development Office coordinated more than 3,000 hours dedicated to service in Northwest Arkansas and worldwide. Razorback student-athletes worked with more than 80 agencies giving of their time and energy last season.

Razorback student-athletes took advantage of the Razorback Leadership Academy, the first of its kind in the SEC in 2010-11 as well. Student-athletes, coaches and staff were shown steps to become better leaders on their teams, in the classroom, in the workplace and in life.

Finally, student-athletes participated in Hogs in Transition, a program designed to help Razorbacks make the move to life after college and athletics. Student-athletes took part in career fairs, corporate office visits and interview training.

RAZORBACK SUPPORT SERVICES

COMPLIANCE

The University of Arkansas Department of Intercollegiate Athletics is proud to have your interest and support in the Razorbacks. The Razorback Athletics Compliance Office works hard to educate its student-athletes, coaches, staff and boosters on the rules and regulations mandated by the Southeastern Conference and the NCAA.

SEC and NCAA rules and regulations can be complex, and every situation is different. The Razorback Compliance Office makes every effort to disseminate information, and they encourage student-athletes, coaches, staff and boosters to contact them if there are questions.

The Razorback Athletics Department is proud of your support of the Razorbacks, but we caution you that inadvertent actions by our fans may jeopardize the department, current student-athletes or potential student-athletes.

MARKETING

The excitement of the University of Arkansas athletic teams continues to grow each season in the Southeastern Conference. Razorback football began a new era under head coach Bobby Petrino. Basketball coaches Mike Anderson and Tom Collen are bringing great excitement to Bud Walton Arena. Razorback baseball has witnessed an explosion of fans at Baum Stadium.

State-of-the-art facilities, the nation's best coaches and players and the greatest fans in college athletics come together for some of the most exciting events that take place in the state of Arkansas.

The Razorback marketing staff is a big part of the behind-the-scenes success of all 19 teams at the university. They assist in the branding of our image, getting information to our fans and helping to fill our venues.

Their work is evident in our stadiums, on the scoreboards and during pre-event, halftime and post-events. They work with sponsors, maintain the department's Facebook page and welcome new fans with creative ticket and suite packages.

The Razorback Marketing Office also handles the department's licensing and trademark guidelines making sure the fans get the Razorback quality they have come to expect.

SPIRIT SQUAD

Along with being a Razorback, serving as a Razorback cheerleader has a long tradition at the University of Arkansas. Currently, the Razorbacks have two squads, a Red and White, that inspire the crowds at all home sporting events.

Arkansas also has a dance team, the Razorback Pom Squad, which performs at halftime of many events. Members of the Pom Squad also serve at baseball games as RBI Girls. Arkansas has a team of uniformed mascots, led by the original Big Red, the Fighting Razorback. Sue E. joined the family along with kid-sized Pork Chop in the late 1990s. Boss Hog is a 9-foot-tall inflatable mascot that rounds out the team.

Jean Nail serves as the coordinator for cheerleaders and mascots. She is assisted by Kraig Jimenez and Brooke Bailey. For more information on the cheer squads and tryouts, go to the Spirit Squad section of ArkansasRazorbacks.com.

SPORTS MEDICINE

The University of Arkansas Sports Medicine staff is committed to provide each Razorback student-athlete with state-of-the-art medical care. The goal of our sports medicine program is to assist every student-athlete in staying healthy and injury free. The athletic training staff, in conjunction with our team physicians, will coordinate the delivery of professional and comprehensive preventative, treatment, rehabilitation, and counseling services.



RAZORBACK FOUNDATION, INC.

THE UNIVERSITY OF ARKANSAS

Performing the vital role of supporting the student-athletes at the University of Arkansas with financial support, the Razorback Foundation, Inc., is in its fourth decade of working alongside the athletic department to advance Razorback Athletics.

The goal of the foundation is ensuring that the more than 460 student-athletes at Arkansas have the equipment, facilities and overall support to achieve the goals of graduation and athletic achievement.

The Foundation embarked on a new campaign "Answer the Call" for the 2011 football season.

At the close of this campaign, approximately 2,600 new donors joined the Razorback Foundation. Every membership level saw an increase with a thirty percent increase in the top three classifications. The number of former letterwinners supporting the Razorback Foundation has grown to over 1,000, and with the recent hiring of head basketball coach Mike Anderson, membership numbers are expected to continue to increase.

The Foundation, officially incorporated and relocated off campus in 1988, has helped provide financial aid for the construction of the Broyles Athletic Center (football and administrative offices), Charlie Baum Stadium at George Cole Field (baseball), John McDonnell Field (outdoor track and field), Randal Tyson Track Center (indoor track and field), Dills Indoor Tennis Center, the George M. Billingsley Tennis Center (outdoor), Donald W. Reynolds Razorback Stadium (football) and has already begun fundraising efforts for several of the Capital Campaign Master Plan facilities.

Mission Statement

The stated mission of the Razorback Foundation, Inc., is to support the athletic endeavors of the University of Arkansas Razorbacks.

The Foundation assists our student-athletes by providing for scholarships, facilities and various programs that enable them to realize their dreams of achieving a quality college education while participating in athletics on a nationally competitive level.

Membership Levels

The opportunity to participate in the annual fund giving to the Razorback Foundation, Inc., has several levels, beginning at the \$50 Razorback level and continuing up to Broyles-Matthews Scholarship Platinum (\$20,000 or more). For more information about levels of giving and benefits, please visit the foundation's website at RazorbackFoundation.com.



Harold Horton
Executive Director



Norm DeBriyn
Associate Director



Sean Rochelle
Associate Director



Marvin Caston
Assistant Director



Jessica Dorrell
Assistant Director



Jackie Rollins
Chief Financial
Officer



Charlotte Faucette
Member Relations



Debbie Scoggin
Member Relations



Julia Woods
Member Relations



Stacy Allen
Receptionist

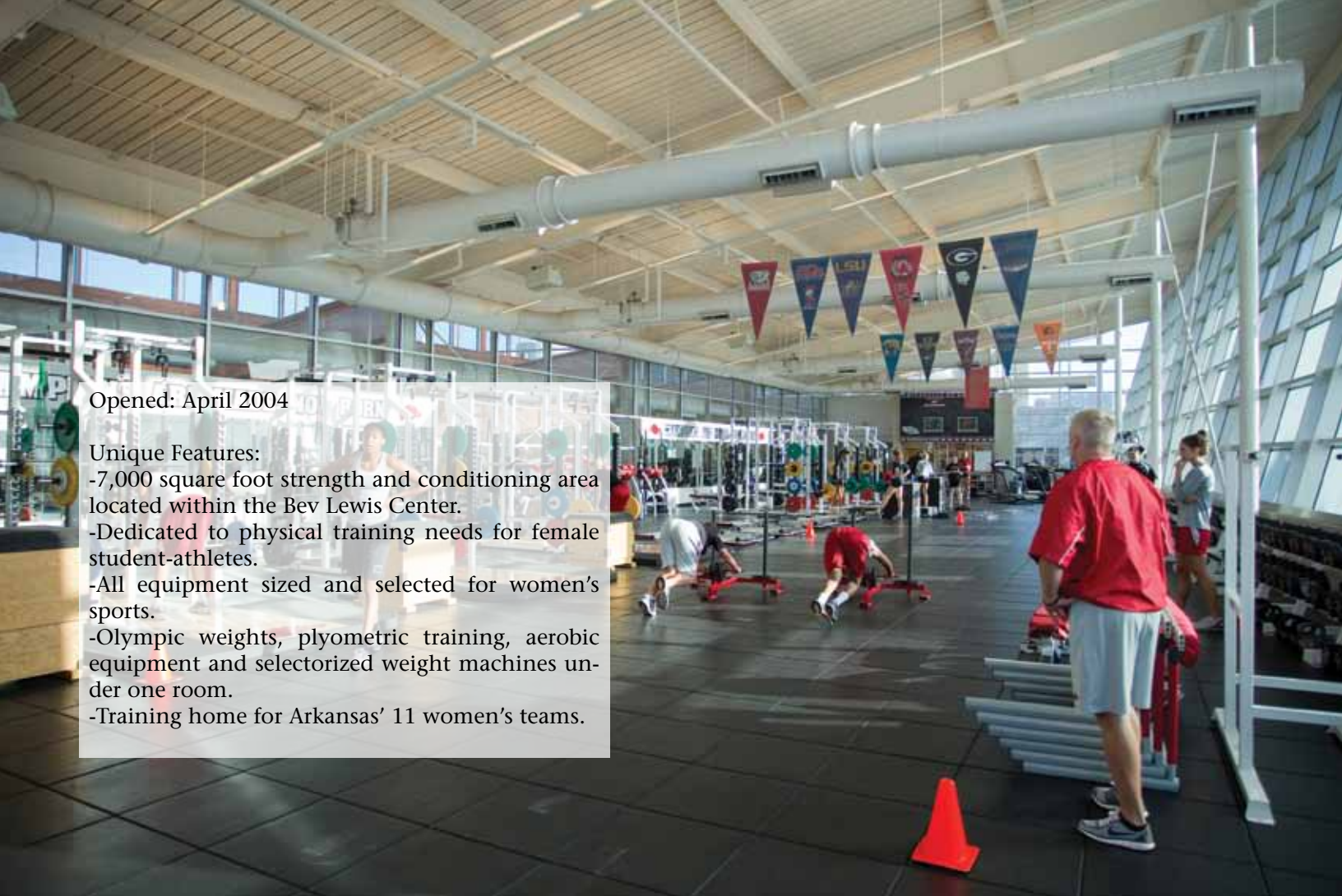


Frank Broyles
Athletic Director Emeritus

J. Frank Broyles and long-time assistant, Donita Ritchie, joined forces with the Razorback Foundation in 2008 and are instrumental in all facets of the fundraising process. Coach Broyles closed out a 50-year career of service to the university and now offers consultation and expertise for various fundraising opportunities, facility planning and donor relations.



Donita Ritchie
Admin. Asst. to
Frank Broyles



Opened: April 2004

Unique Features:

- 7,000 square foot strength and conditioning area located within the Bev Lewis Center.
- Dedicated to physical training needs for female student-athletes.
- All equipment sized and selected for women's sports.
- Olympic weights, plyometric training, aerobic equipment and selectorized weight machines under one room.
- Training home for Arkansas' 11 women's teams.

SUTTON STRENGTH AND CONDITIONING CENTER

The University of Arkansas is one of the few institutions with a strength and conditioning center built specifically for the needs of the female student-athlete. The Sutton Strength and Conditioning Center is housed in the Bev Lewis Center in the heart of the Athletic Valley.

Construction began in December 2001 and the facility opened in April 2004. The 7,000 square foot strength and conditioning center features Olympic weights, plyometric training, aerobic equipment and selectorized weight machines under in one room.

"Strength and conditioning are a very big part of what we do at Arkansas," head coach Shauna Estes-Taylor said. "There are so many things that are beyond your control on the golf course so we spend a lot of time controlling the elements that we can. That includes being the most fit, well-conditioned team we can be and the Sutton Strength and Conditioning Center and our strength coaches are a vital part of the equation."

Josh Morgan works with the women's golf team, among others, at Arkansas.





Photo from 2004 when the weight room opened.





THE BOGLE ACADEMIC CENTER

Recognizing the difficulty of balancing the demands of athletic competition at the highest level and completion of the rigorous academic standards of a Carnegie research-level university, the Razorback Athletic Department provides support services through both facilities and personnel to guide Arkansas student-athletes to their ultimate goal: University of Arkansas diploma.

The key components of the SAASA are personal development, career development, academic tutoring, study hall facilities, class attendance monitoring and incentive awards recognizing academic achievement.

“Being a student first, athlete second is the biggest priority for my team,” head coach Shauna Estes-Taylor said. “Mike (Adams) and I work hard to recruit student-athletes who are focused on their studies as well as their golf games. It is without a doubt, the highest priority for our team. I really believe that strong academic skills go hand-in-hand with a good golf game and I’m proud of our team’s success in the classroom. It will always be a point of emphasis for our team.”

THE BOGLE ACADEMIC CENTER

There is no higher priority for the University of Arkansas Athletic Department than the academic progress of its scholar-athletes. Thanks to the generous gift of Bob and Marilyn Bogle, the home of the Razorback Athletic Department’s Student-Athlete Academic Support and Achievement program is the Bob and Marilyn Bogle Academic Center. The 15,000-square foot Bogle Academic Center is located in the east side of Donald W. Reynolds Razorback Stadium. Under the overall direction of Senior Associate Athletic Director Jon Fagg, the Bogle Academic Center houses



THE BOGLE ACADEMIC CENTER

the Arkansas Razorbacks Academic Support Program, the Razorback Office of Student Life and the Career Development Program.

Associate Athletic Director for Student-Athlete Support Services Melissa Harwood-Rom oversees the staff of professionals dedicated to directing student-athletes to reach their personal academic goals, and to do so in ways that balance their academic, athletic and personal lives.

Study Hall and Tutors

A quiet setting for uninterrupted study, the Bogle Academic Center provides three types of study hall space. The computer lab (above) has over 30 stations for individual computer-based study. An open study hall is available for group or individual study, and monitored by staff members of the SAASA. There are 17 individual study carrels that provide space for tutors to meet with student-athletes for individual instruction in specific subjects.

Each Razorback team sets its own criteria for study hall attendance. The use of tutors is a key element for academic success, allowing for individualized assistance and for reaching academic excellence in advanced subjects.



**MELISSA
HARWOOD-ROM**

FACILITIES

HOME OF THE RAZORBACKS



1. **Donald W. Reynolds Razorback Stadium (72,000)**
Recently renovated in 2001...Home of football museum...one of the largest sports venue video boards
2. **Bud Walton Arena (19,200)**
Fifth-largest on-campus hoops facility in nation.
3. **Baum Stadium (10,731)**
Inaugural season in 1994-95...Several expansions...Host of several NCAA events including 2010 regional
4. **Bogle Park (1,346)**
Inaugural season in 2009...Host of 2010 SEC Championship...Chairback seating...Skyboxes
5. **Randal Tyson Track Center (5,000)**
Named for Randal Tyson in recognition of the lead gift from the Tyson Family...Host of nine NCAA Men's and Women's Indoor Track and Field Championships
6. **John McDonnell Field (7,000)**
Named for legendary track coach John McDonnell in 1998...Host of 2009 NCAA Outdoor Track and Field Championships
7. **Agri Cross Country Park**
Year-round dedicated cross country training and competition facility



FACILITIES

HOME OF THE RAZORBACKS

8. Fred and Mary Smith Golf Facility

Opened 2004...Blessings Golf Course...Indoor practice bays and video analysis...dedicated putting and chipping areas on all surfaces

9. Barnhill Arena - Gymnastics (8,500)

Inaugural season for gymnastics in 2003...Host of 2006 and 2009 NCAA Regional

10. Barnhill Arena - Volleyball (8,500)

Converted to volleyball facility in 1994...Host of several NCAA first and second round matches

11. Arkansas Natatorium (1,500)

Inaugural season in 1985...renovations in 1996, 2003, 2007...diving area with 5 meter and 10 meter platforms as well as 1 meters and 3 meters boards...Long and short course events.

12. Razorback Field (1,000)

Inaugural season in 1992...Renovated in 2001 and 2010

13. Billingsley Tennis Center (1,500)

Renovated in 2008...Elevated stadium seating for 10 outdoor courts

14. Dills Indoor Courts (1,500)

Only six-court indoor facility in the SEC...Chairback seating added in 2004...Lead gift from the Dills family



THE UNIVERSITY OF ARKANSAS TRADITIONS



A MASCOT LIKE NO OTHER

The wild hogs known as razorbacks native to the Arkansas wilderness bear no resemblance to the typical barnyard pig of today. The untamed razorback hog was a lean, feral animal that was ill-tempered. It fought and defeated anything that crossed its path, man or beast. Turn of the 20th century outdoor magazines lauded the razorback as "the most intelligent of all the hogs and is likewise the most courageous. . . . He has a clear, farseeing eye."

Except for the rare sighting in the Australian Outback, the Razorback only exists today in the form of Arkansas' players and fans. A Russian boar, which closely resembles the wild hog of Hugo Bezdek's day, currently serves as the official live mascot.

Tusk III is cared for by the Stokes family of Dardanelle, Ark., and travels to home games and special events for the Razorbacks. Tusk III is supported by the legacy program known as the Tusk Fund, and fans can participate by sending their support care of the Razorback Foundation, Inc. Tusk III made his debut in 2010 after the unexpected passing of his brother, Tusk II, following Arkansas' AutoZone Liberty Bowl win over ECU in January.

While yearbook references as early as 1914 of a hog on the sideline at football games, a formal live mascot prior to the Tusk line dates back to the 1960s with a series of hogs that represented Arkansas. In addition to appearances at games, they have gained a reputation for fierce behavior.

Big Red III escaped from an exhibit near Eureka Springs in the summer of 1977 and ravaged the countryside before being gunned down by an irate farmer. Another live mascot, Ragnar, was a wild hog captured in south Arkansas by Leola farmer Bill Robinson. Before Ragnar's spree was done, the mighty animal had killed a coyote, a 450-pound domestic pig and seven rattlesnakes. Ragnar died in 1978 of unknown causes.

THE HOG HAT

It is true; no Razorback fan's closet is complete without an official Hog Hat. The original style was a hard plastic hat with a long snout, rough razorback ridges across the top and wickedly sharp, pointed curly-cue tail. The modern versions are often sculpted from softer material. Regardless, the Hog Hat is undoubtedly the most recognized piece of fan apparel in college athletics. Just ask ESPN GameDay's Kirk Herbstreit as he dons the traditional Hog Hat.

WHY RAZORBACKS?

Arkansas' athletic teams have not always been called the Razorbacks. During the early years of its athletic history, the Cardinal served as the University nickname.

A lot of things changed in 1909, however, when Arkansas football coach Hugo Bezdek called his players "a wild band of Razorback hogs," after guiding his team to a 16-0 victory over Louisiana State on October 30, 1909.

Alluding to the Razorback, characterized by a ridge back and tenacious, wild fighting ability, Bezdek never forgot this idea and often called his team "a fighting band of Razorbacks."

This new nickname became increasingly popular and the student body voted to change the official University mascot from the Cardinal to the Razorbacks in 1910.

In the 1920s, "Wooo, Pig, Sooie" was added as the school yell, referred to more commonly as the "Hog Call."

There are dozens of Lions, Tigers and Bears, but in all of college athletics there is only one Razorback. The distinctive logo of the Arkansas teams is officially known as the Profile Hog, but is known to many fans as the Helmet Hog -- a fixture of the football team's helmet for almost half a century.

A Proper Hog Call

A chant of "Woo Pig Sooie" is known worldwide as a Hog Call. Just like any good tradition, there are lots of versions of the Hog Call (even spellings).

A properly executed Hog Call is composed of three "calls," slowly raising one's arms from the knees to above the head during the "Woo." Traditionalists prescribe an eight second "Woo." The fingers should be wiggled and the "Woo" should build in volume and pitch as the arms rise.

Upon completion of the "Woo," both arms are brought straight down with fists clinched as if executing a chin-up while yelling, "Pig". The right arm is extended up and out with the "Sooie."

A full Hog Call -- the kind one will always hear victorious Razorback teams execute after contests -- requires two more Hog Calls, followed immediately by a "Razor-Backs" yell, coordinated with a pumping motion of the right arm after the third "Sooie." So, in order, the full Hog Call is:

Woooooowoo. Pig. Sooie!
Woooooowoo. Pig. Sooie!
Woooooowoo. Pig. Sooie!
Razorbacks!



ARKANSAS FIGHT

One of the first tasks of a new Razorback is learning to sing the University of Arkansas fight song. Arkansas Fight was written in the late 1920s. It is a unique tune, fitting of the only college in America with a Razorback mascot. Several other colleges have adapted the tune, but the lyrics remain unique to Arkansas.

Hit that line! Hit that line!

Keep on going!

Take that ball right

down the field!

Give a cheer. Rah! Rah!

Never fear. Rah! Rah!

Arkansas will never yield!

On your toes, Razorbacks,

to the finish,

Carry on with all your might!

For it's A-A-A-R-K-A-N-S-A-S

for Arkansas!

Fight! Fight! Fi-i-i-ight!



RAZORBACK SPIRIT SQUADS

Along with being a Razorback, serving as a Razorback cheerleader has a long tradition at the University of Arkansas. Currently, the Razorbacks have two squads, a Red and White, that inspire the crowds at all home sporting events.

Arkansas also has a dance team, the Razorback Pom Squad, which performs at half-time of many events. Members of the Pom Squad also serve at baseball games as RBI Girls. Arkansas has a team of uniformed mascots, led by the original Big Red, the Fighting Razorback. Sue E. joined the family along with kid-sized Pork Chop in the late 1990s. Boss Hog is a 9-foot-tall inflatable mascot that rounds out the team.

Jean Nail serves as the coordinator for cheerleaders and mascots.

THE UA ALMA MATER

Brodie Payne and Henry Tovey wrote the University of Arkansas Alma Mater in the early 1900s. They were inspired by the Ozark Mountain sunrise as it illuminated Old Main.

Pure as the dawn on the brow of thy beauty,
Watches thy Soul

from the mountains of God.

Over the fates of thy children departed,
Far from the land

where their footsteps have trod.

Beacon of hope in the ways dreary lighted,
Pride of our hearts that are loyal and true.

From those who adore unto one who
adores us,

Mother of Mothers, we sing unto you.

This is . . .

RAZORBACK COUNTRY

FAYETTEVILLE, ARKANSAS



Whether you crave the country...

Or the city...

Northwest Arkansas has something for everyone



