

# ARIZONA KANSAS SASIBACKS



@RazorbackWGolf



# TUSK IV

Fall, 2012



# TUSK IV

May, 2010



## WELCOME TO ARKANSAS

Hello Razorback Fans!

It's a great time to be a Razorback and we are glad you want to learn more about Razorback women's golf.

The 2013-14 season is going to be a great one. We have some new events on the schedule and return a veteran group of players who know what it takes to win in the SEC.

We've also added a talented newcomer, who could have an immediate impact on this team.

Last season we made our 10th NCAA Regional appearance with a third place finish and moved on to a tie for 13th at the NCAA Championship. We return all but one student-athlete from that talented team and we are looking forward to improving on both of those finishes in 2013-14.

We also had some unique opportunities last year with three players taking part in the U.S. Women's Amateur, one current and one former player at the U.S. Women's Open and several players who competed well in summer amateur events.

I'm glad you stopped by and want to know more about our team and program. Give us a call, check out our website at [ArkansasRazorbacks.com](http://ArkansasRazorbacks.com) or follow me on Twitter to learn more.

*Shauna Estes-Taylor*  
Arkansas Women's Golf



## 2013-14 ARKANSAS GOLF SCHEDULE



### DALE MCNAMARA NCAA PREVIEW

Tulsa, Okla. | Sept. 9-11, 2013  
Tulsa Country Club | Tulsa, host



### MERCEDES BENZ COLLEGIATE CLASSIC

Knoxville, Tenn. | Sept. 20-22, 2013  
Holston Hills Country Club | Tennessee, host



### RUTH'S CHRIS TAR HEEL INVITATIONAL

Chapel Hill, N.C. | Oct. 10-13, 2013  
UNC Finley Golf Course | North Carolina, host



### ALAMO INVITATIONAL

San Antonio, Texas | Oct. 27-29, 2013  
Briggs Ranch Golf Course | UTSA, host



### PUERTO RICO GOLF CLASSIC

Rio Grande, Puerto Rico | Feb. 16-18, 2014  
Rio Mar Country Club (River Course) | Purdue, host



### DARIUS RUCKER INTERCOLLEGIATE

Hilton Head Island, S.C. | March 6-9, 2014  
Long Cove Club | South Carolina, host



### LSU GOLF CLASSIC

Gainesville, Fla. | March 21-24, 2014  
University Club | LSU, host



### THE LIZ MURPHEY COLLEGIATE

Athens, Ga. | April 4-6, 2014  
UGA Golf Course | Georgia, host



### SEC CHAMPIONSHIP

Birmingham, Ala. | April 18-20, 2014  
Greystone | SEC, host



### NCAA REGIONAL CHAMPIONSHIPS


May 8-10, 2014  
West: Ce Elum, Wash. (Wash., Tumble Creek)  
Central: Stillwater, Okla. (OSU, Karsten Creek)  
East: Tallahassee, Fla. (FSU, SouthWood Golf Club)



### NCAA CHAMPIONSHIP

Tulsa, Okla. | May 20-23, 2014  
Tulsa Country Club





**6**

NCAA Championship appearances including three in a row

**6**

Final 2011-12 Golfweek ranking

**9**

Top five finishes in 11 tournaments in the 2012-13 season

**18**

This is the 18th season of women's golf at Arkansas

**3**

Returning All-SEC players with first-teamer Emily Tubert, second-teamer Gabriela Lopez and All-SEC Freshman Team selections Lopez and Regina Plasencia.

**6**

NCAA Championship appearances including three in a row

**10**

Duramed FUTURES Tour/NGCA All-Americans

**20**

National Golf Coaches Association Academic All-Scholar selections

**7**

Returning Razorbacks who have played in three SEC and NCAA Regional Championships and two NCAA Championships

**12**

NCAA Regional appearances including 11 consecutive

**6**

Former Razorbacks currently on professional tours

**8**

Final 2012-13 Golfstat.com ranking

**t13**

NCAA Championship finish in 2012-13



## WELCOME TO ARKANSAS

2013-14 Roster .....	4
Quick Facts .....	5
Arkansas Media Relations .....	6
Arkansas New Media .....	7
Stacy Lewis and David Feherty .....	8



## GOLF FACILITIES

Smith Training Facility .....	9-11
Blessings .....	12-33
Fayetteville Country Club .....	34
Paradise Valley Golf and Athletic Club ..	35
Springdale Country Club .....	36
Stonebridge Meadows Golf Club .....	37
Pinnacle Country Club .....	38
Walmart NW Arkansas Champ .....	39-40



## ON THE NATIONAL SCENE

Curtis Cup .....	41
Arkansas Women's Golf .....	42-44
Razorbacks in the Pros .....	45-46
Community Service .....	37
Stacy Lewis .....	38



## 2013-14 RAZORBACKS

Head Coach Shauna Estes-Taylor .....	50-52
Assistant Coach Mike Adams .....	53
Golf Support Staff .....	54
2013-14 Season Preview .....	55-57
2013-14 Tournaments .....	58-59

Players .....	60-75
Emma Lavy .....	60-61
Emily Podzielinski .....	62-63
Emily Tubert .....	64-65
Gabriela Lopez .....	66-67
Regina Plasencia .....	68-69
Olivia Lavy .....	70-71
Kayli Quinton .....	72-73
Summar Roachell .....	74-75



## 2012-13 REVIEW

2012-13 Review .....	76-78
2011-12 Statistics .....	79-82
The Southeastern Conference .....	83-84
SEC Opponents .....	85



## HISTORY

2013 SEC Review .....	86
All-Time SEC Results .....	88-91
2013 NCAA Regional .....	92-95
2013 NCAA Championship Review .....	96-101
Year-by-Year Results .....	102-119
Tournament Appearances .....	120-123



## RECORDS

Coaching Records .....	124
Team Victories .....	125-128
Medalist Honors .....	129-130
Individual Records .....	131-135
Team Records .....	136-137

## HONORS AND AWARDS

Honors and Awards .....	138-139
Academic Honors .....	140-143
Letterwinners .....	144-145
Career Scoring Average/Stats .....	146-149



## UNIVERSITY SECTION

About the University .....	150-151
Chancellor Gearhart .....	152
Faculty Athletic Representative .....	152
Director of Athletics Jeff Long .....	153-154
Senior Staff .....	155-159
Razorback Foundation .....	160
Razorback Traditions .....	161



# 2013-14 ROSTER



**EMMA  
LAVY**  
R-Senior  
Fayetteville, Arkansas



**OLIVIA  
LAVY**  
R-Freshman  
Fayetteville, Arkansas



**GABRIELA  
LOPEZ**  
Sophomore  
Mexico City, Mexico



**KAYLI  
QUINTON**  
R-Freshman  
Houston, Texas



**REGINA  
PLASENCIA**  
Sophomore  
Guadalajara, Mexico



**EMILY  
PODZIELINSKI**  
Senior  
Noblesville, Indiana



**SUMMAR  
ROACHELL**  
Freshman  
Conway, Arkansas



**EMILY  
TUBERT**  
Senior  
Burbank, California



**SHAUNA  
ESTES-TAYLOR**  
Head Coach  
Seventh Season



**MIKE  
ADAMS**  
Assistant Coach  
Seventh Season

## 2013-14 ALPHABETICAL ROSTER

NAME	YEAR	HEIGHT	HOMETOWN/PREVIOUS SCHOOL	AVE.
Emma Lavy	Sr.	5-6	Fayetteville, Ark./Fayetteville HS	74.53
Olivia Lavy	R-Fr.	5-9	Fayetteville, Ark./Fayetteville HS	NA
Maria Gabriela Lopez	SO	5-6	Mexico City, Mexico/Colegio Sagrado	73.77
Kayli Quinton	R-Fr.	5-7	Houston, Texas/Univ. of Texas HS	NA
Regina Plasencia	So.	5-7	Guadalajara, Mexico/Instituto Alpes San Javier	75.86
Emily Podzielinski	Sr.	5-4	Noblesville, Ind./Noblesville/Eastern Mich.	76.67
Summar Roachell	Fr.	5-6	Conway, Ark./Conway	NA
Emily Tubert	Sr.	5-11	Burbank, Calif./John Burroughs HS	73.41

**Head Coach:** Shauna Estes-Taylor (Georgia, 2000) - Seventh Season

**Assistant Coach:** Mike Adams (Newberry College, 1977) - Seventh Season



# QUICK FACTS

## SAY CHEESE

Head coach Shauna Estes-Taylor takes time out for a photo op with senior Emily Tubert and former Razorback Stacy Lewis at the U.S. Women's Open.



## 2013-14 QUICK FACTS

Location.....Fayetteville, Ark.  
Enrollment..... 24,595  
Colors..... Cardinal and White  
Founded..... March 27, 1871  
Nickname..... Razorbacks  
Chancellor..... Dr. G. David Gearhart  
Athletic Director..... Jeff Long  
Athletic Dept. Phone..... 479-575-4959  
Home Courses  
Blessings (72/6,100)  
Pinnacle Country Club (72/6,103)

## COACHING STAFF

Head Coach..... Shauna Estes-Taylor  
Alma Mater ..... Georgia, 2000  
Years at Arkansas..... Seventh year  
Years as head coach ..... 6  
Record ..... 130-34-12  
Assistant Coach..... Mike Adams  
Alma Mater .... Newberry College, 1977  
Years at Arkansas..... Seventh year

## PROGRAM HISTORY

NCAA Championship App..... 6  
Best Finish ..... t5th, 2011  
Best Ind. Finish 1st, Stacy Lewis, 2007  
NCAA Regional App. .... 12  
Best Finish ..... 4th, 2011  
Best Ind. Finish..... t3  
2011..... Emily Tubert  
2007..... Stacy Lewis  
SEC Appearances..... 18  
Best Finish .. 2nd ('08, '12, , t2nd, '09)  
Best Ind. Finish..... 1st  
2005..... Stacy Lewis  
2008..... Stacy Lewis  
Tournament Titles ..... 12 (3 in 2010-11)

## TEAM INFORMATION

SEC Finish..... Tie Seventh  
NCAA Regional Finish ..... Tie Third  
NCAA Championship Finish ..... Tie 13th  
Returners ..... 7  
Emma Lavy..... Fayetteville, Ark.  
Olivia Lavy ..... Fayetteville, Ark.  
Gabriela Lopez ..... Mexico City, Mexico

Regina Plasencia ..... Guadalajara, Mexico  
Emily Podzielinski ..... Nobleville, Ind.  
Kayli Quinton ..... Houston, Texas  
Emily Tubert ..... Burbank, Calif.  
Newcomers ..... 1  
Summar Roachell ..... Conway, Ark.

## MEDIA INFORMATION

Assoc. Media Relations Dir. ... Jeri Thorpe  
Office..... 479-575-5037  
Email ..... jthorpe@uark.edu  
Cell ..... 479-283-3344  
Fax ..... 479-575-7481  
Twitter ..... jthorpeSID  
Website ..... ArkansasRazorbacks.com  
On Twitter ..... @ArkRazorback  
Shauna Estes-Taylor..... @EstesTaylor  
Mike Adams..... @CoachMikeAdams  
Facebook ..... Facebook.com/  
RazorbackWomen'sGolf



# ARKANSAS MEDIA RELATIONS

## MEDIA RELATIONS

The media relations offices at the University of Arkansas are under the direction of Assistant Athletic Director for Media Relations Zack Higbee. Our offices are located in Barnhill Arena. Please call 479-575-2751 for more information.

## WOMEN'S GOLF CONTACT

Jeri Thorpe, Associate Media Relations Director, returns for her 18th season at Arkansas and her 17th year handling the media relations duties for the Razorback golf team. Please direct all media inquiries to Thorpe.

Jeri Thorpe  
O: 479-575-5037  
C: 479-283-3344  
E: jthorpe@uark.edu

## INTERVIEW POLICIES

All interviews with players and coaches must be arranged through the Media Relations Office. Phone interviews with out-of-town media are encouraged and can also be arranged. Coach Estes-Taylor and her staff are generally available in their offices weekdays between 9 a.m. and noon. All requests for information should be made to Jeri Thorpe in the Media Relations Office. The Arkansas locker rooms are closed to media at all times.

## OLYMPIC SPORT PRESS CONFERENCE

The University of Arkansas Media Relations Office hosts a weekly Olympic sport press conference. The press conference is typically Tuesdays at 1 p.m. for the competitive seasons of the Olympic sport programs. Estes-Taylor and selected student-athletes attend the press conference when the women's golf team is in season. Please contact the Media Relations Office for more information.

## FACILITIES/PARKING

Blessings and the Fred W. and Mary B. Smith Training Facility are closed to the media and the public. Located in nearby Johnson, Ark., access can be obtained by contacting Jeri Thorpe in the Media Relations Office.

## CREDITS

The 2013-14 Arkansas golf media guide was written and edited by Associate Media Relations Director Jeri Thorpe with assistance from the women's golf staff. Photography by Wesley Hitt, David Yerby, Russell Cothorn, Jon VerHoeven, Walt Beazley, Gary Yandell, Bob Solorio, David Benyak and Vance Green. Cover designs by Andrew Reynolds.

## GOLF MEDIA GUIDE

This media guide laid out, designed and edited in-house using Adobe In-Design and Photoshop.

## MEDIA RELATIONS STAFF



**ZACK HIGBEE**  
Assistant AD  
Media Relations



**PHIL PIERCE**  
Assoc. MRD  
SC, XC/TF



**PATRICK PIERSON**  
Assoc. MRD  
SC, GYM



**JERI THORPE**  
Assoc. MRD  
WBB, WGF



**CHAD CRUNK**  
Asst. MRD  
BS, FB



**ZACH LAWSON**  
Asst. MRD  
VB, SB



**DEREK SATTERFIELD**  
Asst. MRD  
FB



**MARY LYNN GIBSON**  
Admin.  
Assistant



**PAIGE CURTIS**  
Intern  
SW, FB



**BRANDON HARRISON**  
Intern  
WTN, WBB



**STEPHEN MCGOWAN**  
Intern  
GYM, XC



**KELSEY APPLETON**  
Intern  
MBB



**EMILY ROBINSON**  
GA  
MTN



**DREW SCHLOSSER**  
Intern  
Graphic Design



# ARKANSAS NEW MEDIA

## ARKANSASRAZORBACKS.COM

THE OFFICIAL WEBSITE OF THE ARKANSAS RAZORBACKS

- NEWS & RESULTS
- COACH & PLAYER BIOS
- SCHEDULES
- ROSTERS
- LIVE GAME BLOGS



- LIVE VIDEO
- LIVE STATS
- LIVE AUDIO
- ON DEMAND VIDEO
- FULL GAME VIDEO REPLAYS



VISIT

# ARKANSASRAZORBACKS.COM

FOR THE LATEST NEWS, SCORES, SCHEDULES AND HIGHLIGHTS



GET GREAT PHOTOS, GIFTS AND MORE  
[ARKANSASRAZORBACKS.COM/PHOTOSTORE](http://ARKANSASRAZORBACKS.COM/PHOTOSTORE)



DOWNLOAD MOBILE APPS  
AT [ARKANSASRAZORBACKS.COM/MOBILE](http://ARKANSASRAZORBACKS.COM/MOBILE)

# LEWIS AND FEHERTY



It's an hour of putting, driving, girl power and "Woo Pig Sooie!" in Fayetteville, Ark., on the episode of FEHERTY, when David Feherty goes face to face with the LPGA's brightest rising American star, Stacy Lewis. With warmth and candor, Lewis talks about her first taste of being World No. 1, the rapid resurgence of the LPGA Tour and her childhood dream of someday playing big-time golf despite struggling for 7 1/2 years with



a painful spinal condition diagnosed as scoliosis. Other discussion highlights from the episode include the thrill of Lewis' first LPGA win, her conflicted decision to fire her father as her caddie, growing friendships with Tiger Woods and Rory McIlroy, as well as her 2007 NCAA Individual Golf Championship as a member of the Arkansas Razorback women's golf team. -- From *lpga.com*

Former Razorback and LPGA Player of the Year Stacy Lewis was asked by Golf Channel to be on the Feherty Show. She was told she could select any location for the shoot and Lewis decided to bring the world to Northwest Arkansas shooting the episode at Blessings.


The day-long event allowed for a lot of laughs, a great conversation and the chance for the world to know Lewis and the Razorback golf program a little bit better.





**FACILITIES**

# SMITH TRAINING FACILITY



The Razorbacks took a giant leap forward in the spring of 2004 with the dedication of the Fred W. and Mary B. Smith Razorback Golf Training Facility at Blessings in Johnson, Ark.

Located on the practice tee of Blessings, the facility is home to six indoor-outdoor practice bays, an indoor video swing analysis station, office space and men's and women's locker room facilities for the Arkansas golf teams.

The long-time CEO of the Donrey Media Group, Fred Smith, is the chairman of the Donald W. Reynolds Foundation.

"We are excited to be a part of this facility that will help the Razorback golf programs continue to compete at the highest national level," Smith said. "Many members of our family play golf, so we have an appreciation for the commitment and many hours of practice that are required to succeed. We have a great love for the University of Arkansas and have always been proud to support the Razorbacks."

Arkansas head coach Shauna Estes-Taylor echoed those thoughts.

"I believe we have one of the best golf facilities in the country," said Estes-Taylor. "I can't thank Mr. Tyson enough for allowing us to call the Blessings our home. There is not a golf shot that we can not practice at our facility and it helps prepare us for championship golf. The Fred and Mary Smith Golf Center is another amazing facility that houses our offices, locker rooms, video bays, putting studio, and a lounge for our teams to call home. Many thanks as well to Fred and Mary Smith for their generous support for our golf center. I feel so lucky to have such a great place to show off to recruits. There is this "wow" factor that exists when people see our place for the first time. We are very lucky!"

Although the facility and golf course are just a couple years old, a recent expansion was added. The addition included more driving range tee space that allows the team to practice from many different angles, a new wedge tee, and a state-of-the-art video putting lab. Several finishing touches were also added to the interior including the completion of a trophy case housing a replica of John Daly's British Open trophy and Stacy Lewis' NCAA Tournament trophy.

2013-14 ARKANSAS RAZORBACK WOMEN'S GOLF



# SMITH TRAINING FACILITY

STATE-OF-THE-ART

## Video

AT OUR FINGERTIPS



The Fred W. and Mary B. Smith Razorback Golf Training Facility is equipped with a putting studio. The system that was installed for use by both the women's and men's teams is the SAM PuttLab.

The SAM PuttLab is the most comprehensive putt training tool ever developed. The software and computer system is customized to exactly fit the needs of each individual player. It is used by the top players on the PGA and LPGA tours.

The training system gives you feedback on all of the following parts of your putting stroke: face angle, swing path, impact position, dynamic loft and rise angle, club face rotation, movement dynamics, rhythm and timing.

SECOND-TO-NONE

## Amenities

AT OUR DISPOSAL



Above: The SAM PuttLab.

Right: The players' lounge and the entry with the trophy case.

# STACY LEWIS GIVES BACK



Former University of Arkansas and current Ladies Professional Golf Association star Stacy Lewis became the first female member of the Razorback Foundation's Century Circle, with her recent gift to the golf program.

Lewis, a The Woodlands, Texas, native, is the first former female student-athlete to donate \$100,000 or more to the program. Her gift is earmarked for expansion of the Razorback golf training facilities at Blessings.

"We are grateful to Stacy Lewis for her generous gift which will directly benefit current and future Razorback student-athletes," Vice Chancellor and Director of Athletics Jeff Long said. "Despite her demanding schedule, Stacy continues to support the Razorbacks in a variety of ways including remaining active with our women's golf program. Stacy's personal story of overcoming adversity to achieve success continues to serve as an inspiration to others. We are extremely proud of Stacy and what she is doing on the LPGA Tour and in our community. She is a tremendous ambassador for the University of Arkansas and for the Razorback program."

Lewis is a three-time winner on the LPGA Tour including two victories this season and a major championship at the Kraft Nabisco last year. Lewis is currently ranked No. 2 in the world and is the highest ranked American player.

"I was fortunate enough to get to know Stacy at a time when golf took a back seat to her getting healthy after surgery," said Arkansas head coach Shauna Estes-Taylor. "It was during this time I really began to understand her commitment to her dream of becoming a professional athlete. As I worked with her that first year when she was so limited physically, I saw that Stacy was invested in not only her own success but the success and

growth of our program. She had a great student-athlete experience at Arkansas and now her gift will enhance the experience of others who have the dream of being Razorbacks."

"We are so proud of all that Stacy has accomplished," said G. David Gearhart, the university's chancellor. "This generous gift reflects her own pride in her alma mater and her commitment to helping other U of A students pursue their dreams and goals. We are most appreciative of her gift."

Lewis was a member of the Razorback women's golf team from 2005-08. She redshirted her first season on campus after having surgery to address her scoliosis. Lewis recovered quickly earning four All-Southeastern Conference and National Golf Coaches Association All-America honors. Lewis was a two-time SEC Championship medalist and won the 2007 NCAA Individual title shooting a course record 66 in the final round at LPGA International.

While at Arkansas, Lewis helped the Razorbacks to four NCAA Regional selections and three NCAA Championship team appearances. Arkansas won three tournaments and Lewis picked up a school record 13 individual titles during her collegiate career.

Lewis graduated in 2008 with a degree in finance from Arkansas. She won Qualifying School in the fall of 2008 earning her LPGA Tour Card in her first year as a pro.

The Razorback Foundation's Century Circle as more than 50 members who have contributed to fund various programs on campus.




# BLESSINGS EXPANSION



The proposed expansion of the Razorbacks Training facility, the Fred and Mary Smith Center, is scheduled to include an indoor putting facility with surface that allows the Razorbacks to hone our short game skills in all areas. The space will also include expanded locker rooms, pictured at the right, as well as a second floor with a weight room that will allow each team to do golf specific training on site at the golf course.

# BLESSINGS



Blessings Golf Club is an exciting 18 hole championship course located in Fayetteville, Ark.. From the back tees it plays 7,527 yards with a par of 72. The course was designed by Robert Trent Jones Jr., ASGCA and opened in 2004. The course contact is Tom Jones, General Manager/Director of Golf, and Stan Wright, Head Professional.

The Razorback Golf team moved into their home course at Blessings during the summer of 2004. The course is both challenging to players and was a challenge to create. Robert Trent Jones II and owner John Tyson (Chairman of Tyson Foods) had a number of goals in mind when designing Blessings.

A very hands-on client, Tyson wanted a flexible golf course where every shot required careful thought and precise execution. He also wanted a course sufficiently demanding to host major collegiate tournaments. To meet the dual goals of toughness and flexibility, RTJ II created a unique golf course with three adjustable holes-eight, nine and sixteen-which can be configured to play to different pars, depending on course setup.

Another challenge in designing Blessings was to route the golf course so that the clubhouse could be located outside of the floodplain of Clear Creek, the major topographical and strategic feature of the site. After considering a number of possibilities, a continuous eighteen-hole routing was recommended rather than a pair of returning nines. A third challenge arose as the architect designed the short, par-three tenth hole, which plays to a green located on an exposed platform at the edge of a vertical rock quarry. The green site was shaded by a grove of hardwoods that designers wished to save, but needed to thin out to provide sunlight to the green. To solve this dilemma, they generated computer models that showed sunlight angles to the green at various times of day and season, and figured out how to save the greatest number of trees while allowing for enough light to grow grass on the green. This is a good example of how RTJ II delivers environmentally sensitive solutions to golf course design challenges-something we've been doing for more than 30 years.

Blessings stretches to nearly 7,500 yards from the back tees and plays through two distinct landforms-the Clear Creek floodplain and a plateau that rises to 65 feet above the floodplain where it's bisected by a series of ravines. Both the outward and inward nines climb up and down between the two topographies, creating drama and variety on



# BLESSINGS

a course where golfers will surely feel both tested and blessed by the glory of their surroundings.

## Practice Facilities

The Razorbacks took a giant leap forward in the spring of 2004 with the dedication of the Fred W. and Mary B. Smith Razorback Golf Training Facility at Blessings.

Located on the practice tee of Blessings, the facility is home to six indoor-outdoor practice bays, an indoor video swing analysis station, office space and men's and women's locker room facilities for the Arkansas golf teams.

The long-time CEO of the Donrey Media Group, Fred Smith, is the chairman of the Donald W. Reynolds Foundation.

Although the facility and golf course are just a couple years old, a recent expansion was added. The addition included more driving range tee space that allows the team to practice from many different angles, a new wedge tee, and a state-of-the-art video putting lab. Several finishing touches were also added to the interior including the completion of a trophy case housing replicas of John Daly's British Open trophy and Stacy Lewis' NCAA Tournament trophy.


## CLUBHOUSE

The Blessings Clubhouse, is a luxury clubhouse designed by architect Marlon Blackwell. A stand-alone structure set at the base of the hill, with its footprint minimally contacting the land, the Blessings Clubhouse acts as a type of covered bridge. This bridging creates an entry portal that operates as a breezeway framing the eighteenth green, acts as a threshold to the golf course beyond, and is an event space for golf tournaments. Conceived as an animate form, the building receives the visitor beneath its cool and shaded underbelly, not unlike the clefts and caves found in the nearby hills. The Blessings Golf Clubhouse attempts to demonstrate that a conventional commercial building system can be transfigured into a contemporary design solution that recalls a traditional lineage, that of the traditions of the game of golf. For detail visit Blessings Golf Clubhouse by Marlon Blackwell Architect.






# BLESSINGS



No. 1  
Par 4, 400 Yards



# BLESSINGS




No. 2  
Par 5, 530 Yards






# BLESSINGS



No. 3  
Par 4, 380 Yards




# BLESSINGS



**No. 4**  
**Par 5, 520 Yards**




# BLESSINGS



**No. 5**  
**Par 3, 152 Yards**



# BLESSINGS



**No. 6**  
**Par 4, 370 Yards**



@RazorbackWGF  
Facebook.com/RazorbackWGF  
ArkansasRazorbacks.com




**#NEVERYIELD**  
UNIVERSITY OF ARKANSAS ATHLETICS






# BLESSINGS



**No. 7**  
**Par 4, 365 Yards**



# BLESSINGS




**No. 8**  
**Par 3, 156 Yards**






# BLESSINGS



**No. 9**  
**Par 4, 490 Yards**



# BLESSINGS



No. 10  
Par 3, 155 Yards



@RazorbackWGF  
Facebook.com/RazorbackWGF  
ArkansasRazorbacks.com




**#NEVERYIELD**  
UNIVERSITY OF ARKANSAS ATHLETICS





# BLESSINGS



**No. 11**  
**Par 4, 300 Yards**




# BLESSINGS



No. 12  
Par 5, 540 Yards




# BLESSINGS



**No. 13**  
**Par 4, 356 Yards**



# BLESSINGS




**No. 14**  
**Par 4, 360 Yards**






# BLESSINGS



**No. 15**  
**Par 3, 167 Yards**



# BLESSINGS



**No. 16**  
**Par 5, 530 Yards**



@RazorbackWGF  
Facebook.com/RazorbackWGF  
ArkansasRazorbacks.com




**#NEVERYIELD**  
UNIVERSITY OF ARKANSAS ATHLETICS





# BLESSINGS



**No. 17**  
**Par 3, 180 Yards**



# BLESSINGS



No. 18  
Par 4, 400 Yards



# FAYETTEVILLE COUNTRY CLUB



The 18-hole course is located just a short 10-minute drive south of campus in Fayetteville. Situated on a rolling hilltop, golfers are challenged by its dog legs, sidehill lies and ever-changing wind conditions. Opened in 1927, the Fayetteville Country Club sits atop a mountain, secluded from traffic and surrounded by trees. This picturesque location adds to the charm of our clubhouse which was built in 1927 and has been renovated and expanded over the years. In May 2003, the swimming pool was completely renovated with the addition of a new bath house with showers and changing areas. Also, an outdoor patio was added along with a dining area that offers beautiful views to the South and West.



--*Fayettevillecc.com*



# PARADISE VALLEY GOLF CLUB



Established in 1967, Paradise Valley Golf and Athletic Club has challenged golfers for almost four decades. Once located “out in the country,” the Club is now in the middle of one of Fayetteville’s busiest shopping, dining and business areas. Paradise Valley has much to offer its members and guests. The Clubhouse features a pro shop, grill area and locker rooms. A swimming pool and sundeck area and two hard-surface tennis courts add to members’ outdoor recreational options.

The golf course features a meandering creek that comes into play on at least five holes on the back nine. Gently sloping greens that can trick even the seasoned player are just part of the challenge. Significant elevation changes dramatically affect shot-making decisions on several holes. Numerous mature pine and oak trees line fairways throughout the course to catch errant tee shots.

Golfers that are on their game are rewarded with low scores, but even those not playing their best, will enjoy their day at Paradise Valley.

--Paradisegolfac.com



# SPRINGDALE COUNTRY CLUB



Springdale Country Club was established in 1927 by several charter members as a premium 9-hole golf course. It expanded its course from nine to 18 holes in the summer of 1996, presenting golfers with completely different courses on both the front and back sides. Additional updates to both the course and clubhouse are followed. The front was built in 1927 and redesigned in 1972 while the back features a modern design with many physical challenges to overcome.



# STONEBRIDGE MEADOWS GOLF CLUB



Opened in November of 1997, Stonebridge Meadows Golf Club is described as an upscale daily-fee public course. Stonebridge Meadows measures 7,130 yards from the back tees and has 50 strategically placed bunkers, large challenging greens and a practice area. The 13-acre practice facility includes a club house and amenities. Stonebridge Meadows quickly became recognized as one of the best golf facilities in Arkansas, ranking as “Best Place to Play” by *Golf Digest* with a 4½ star rating.

The par-72 golf course at Stonebridge Meadows Golf Club measures over 7100 yards from the back tees. The course rating is 75.1 and it has a slope rating of 133. It was designed by Randy Heckenkemper and opened for play in 1997. Ranked as Northwest Arkansas’ “Best Place to Play” & rated “4 1/2 Stars” by Golf Digest, our course features five sets of tees, bermuda fairways, and bent grass greens. Stonebridge Meadows is also one of thirteen courses on The Natural State Golf Trail.

--[Stonebridgemeanows.com](http://Stonebridgemeanows.com)



@RazorbackWGF  
Facebook.com/RazorbackWGF  
ArkansasRazorbacks.com



**#NEVERYIELD**  
UNIVERSITY OF ARKANSAS ATHLETICS





# PINNACLE COUNTRY CLUB



Women's professional golf is a fixture in the state of Arkansas, joining the Razorbacks at one of their home courses - Pinnacle Country Club in Rogers. Located in the northwest portion of The Natural State, Pinnacle Country Club hosts an international field of LPGA Tour professionals at the Walmart Northwest Arkansas Championship presented by P&G at Pinnacle Country Club. The week-long championship included a variety of community events, Pro-Am play and three days of LPGA competition.

The Razorbacks are currently the only Southeastern Conference team whose course is hosting an LPGA event this year and are one of just a handful of major college programs with an event on their home course.

In addition, the Razorbacks compete all season to qualify for two of the Monday play-in spots for the championship.

Founded in 1990, Pinnacle Country Club is one of Northwest Arkansas' premier golf and tennis facilities. The course, designed by Don Sechrest in association with Bruce Lietzke, stretches 6,695 yards from the back tees with a course rating of 72.8 and a slope of 131.

The Razorbacks compete from Pinnacle's white tees with a length of 6,102 yards.

Located 20 minutes north of Fayetteville in Rogers, Ark., Pinnacle is known both for its course difficulty and homesite elegance.

Pinnacle is graced with generous landing areas, but its large, undulated greens require both precision and accuracy. Its par 3s are extremely challenging including, Pinnacle's signature hole, No. 15. This hole requires a golfer's most accurate mid-iron as the 160-yard downhill shot must carry to an island green.

While young in its existence, Pinnacle has a history as host of prestigious events including the Greg Norman Challenge in 1990 and the Philips Classic in 1992, an event that included several senior PGA players.

The grand clubhouse provides a comfortable setting for casual entertaining as well as formal events. The elegant design and location of the clubhouse evoke the Southern hospitality that welcomes all members "home."





# WALMART NWA CHAMPIONSHIP

THE

# Walmart NW Arkansas

LPGA CHAMPIONSHIP

Northwest Arkansas returned to the Ladies Professional Golf Association's schedule in 2007 hosting the Walmart Northwest Arkansas LPGA Championship at Pinnacle Country Club.

Arkansas has been home several events beginning with the Hardscrabble Women's Invitational Oct. 17-21, 1950, in Fort Smith, Ark. The event was won by Patty Berg.

The Hardscrabble Open returned to Fort Smith in 1952 and was followed by the Arkansas Open at the Country Club of Hot Springs, in Hot Springs, Ark., in 1956.

The LPGA added the Walmart Northwest Arkansas Championship in 2007. The commitment allows the Arkansas women's golf team and the Northwest Arkansas community to enjoy the sport at its best.

The inaugural event in 2007 was spectacular for Arkansas fans. Then junior Stacy Lewis earned a sponsor's exemption to play in the event and she blistered the course shooting a 65 in the first round.

Eight inches of rain, however, washed away Lewis' "win" as the tournament was declared a "non-event". Lewis was awarded the trophy and invited back for the 2008 event.



*Stacy Lewis was the unofficial winner in 2007.*



## QUICK FACTS

Dates..... June 17-23, 2013  
Location..... Pinnacle Country Club; Rogers, Ark.  
Coverage ..... The Golf Channel  
Tickets ..... \$25 daily/\$50 wk  
Purse ..... \$2 million  
1st place ..... \$300,000  
Inaugural Event... 2007  
Unoff. winner... Stacy Lewis\*  
\*Event was rained out/not completed

## Past Winners

2008 ..... Seon Hwa Lee  
2009 ..... Jiyai Shin  
2010 ..... Yani Tseng  
2011 ..... Yani Tseng  
2012 ..... Ai Miyazato  
2013 ..... Inbee Park

## RAZORBACKS AT THE EVENT

### Exemptions

2007 ..... Stacy Lewis  
2008 ..... Stacy Lewis  
2009 ..... Lucy Nunn  
2010 ..... Kelli Shean  
2011 ..... Emily Tubert  
2012 ..... Emily Tubert  
2013 ..... Gabriela Lopez

### Qualifying Spots

2007 ..... None  
2008 ..... Lucy Nunn  
Kristin Ingram  
2009 ..... Kelli Shean  
(made cut)  
Kristin Ingram  
2010 ..... Corinna Rees  
Victoria Vela  
2011 ..... Emma Lavy  
Victoria Vela  
2012 ..... Emma Lavy  
2013 ..... Emma Lavy,  
Summar Roachell

## RESULTS

2007 ..... Rained Out  
2008 ..... Lewis, 49th  
2009 ..... Lewis, 21st  
2010 ..... Lewis, T9th  
2011 ..... Tubert, T48th  
2012 ..... Lewis, T19  
Tubert..... DNC  
2013 ..... Lewis, T4,  
Lopez..... DNC





# 2013 WALMART CHAMPIONSHIP



*Gabriela Lopez walks with Stacy Lewis for a practice round in 2013.*

University of Arkansas sophomore Gabriela Lopez fired a second round 74 at the Walmart Northwest Arkansas LPGA Championship at Pinnacle Country Club in Rogers, Ark.

Although Lopez did not make the cut, her experience is one she can learn from.

"I really enjoyed this experience," Lopez said. "I played better today and really have a lot of things that I learned from this experience. I feel very blessed and very glad to be here. It was a lifetime opportunity to play in an LPGA tournament and I just want to say thank you for the opportunity."

Lopez opened play with a 79 in the first round for 153 (79-74).

"I'm so proud of Gaby," said Arkansas golf coach Shauna Estes-Taylor. "This is where she wants to be and to have the opportunity to tee it up with these players gives her the opportunity to move forward to help her move and improve as a player."

She was able to get her putter going today with three birdies in the round. Lopez birdied the 12th, 16th and 17th holes, her only birdies of the tournament.

## PREVIOUS YEARS

The second year of the event saw the tournament move from the early fall to the July 4th weekend. Hot temperatures and stormy weather again effected play but athletes were able to complete three rounds.

Lewis was again in the hunt early finishing 49th after three rounds. University of Arkansas women's golfers Lucy Nunn and Kristin Ingram were given a pair of qualifying spots and Nunn made the most of her opportunity finishing as the low qualifier with a two-under 70 on Monday before the event. Nunn battled nerves and tough conditions in the first round but rallied with a second round 74. She did not make Sunday's cut.



*Emma Lavy*



The 2009 season saw Nunn receive an exemption for the event while Kelli Shean and Kristin Ingram had the chance to play their way in. Shean made the cut and was invited to play in the Friday-Sunday event. Former Razorback Lewis tied for 21st overall with a 211 (73-67-71).

Corinna Rees and Victoria Vela both earned invitations to the 2010 tournament. Rees counted a 78 while Vela scored 82 as neither

made the cut. Teammate incoming senior Kelli Shean earned a sponsor's exemption and played Friday and Saturday with rounds of 74-73.

In 2011, sophomore Emily Tubert was granted the exemption to take part. Teammates Victoria Vela and Emma Lavy hoped to join her by advancing through the qualifier.

This year, Tubert again was granted an exemption and Lavy took part in the Monday qualifier.



# CURTIS CUP

*Shauna Estes-Taylor joined Emily Tubert at the Curtis Cup in Scotland in 2012.*



Nairn, Scotland – Great Britain and Ireland captured five singles matches on Sunday to win the 2012 Curtis Cup Match, conducted at The Nairn Golf Club in Nairn, Scotland. It is GB&I's first title since 1996 and only its seventh in Match history.

The winning point came courtesy of Northern Ireland's Stephanie Meadow, 20, who defeated Amy Anderson, 19, of Oxbow, N.D., by a 4-and-2 margin.

Tubert teamed with Amy Anderson to defeat Pamela Pretswell and Charley Hull of GB&I, 4 and 3 in the fourball event on the first day. Tubert and Anderson fell on the second day 1-up. Tubert again fell on third day singles play losing 3 and 1 to Amy Boulden.



## CURTIS CUP RESULTS WITH RAZORBACK PLAYERS

### 2012 - GB&I 10.5, U.S. 9.5 (Nairn, Scotland)

**Emily Tubert**/Amy Anderson def. Pamela Pretswell/Charley Hull 4 & 3  
Holly Clyburn/Kelly Tidy def. **Emily Tubert**/Amy Anderson, 1-up  
Amy Boulden def. **Emily Tubert**, 3 and 1

### 2008 - U.S. 13, GB&I 7 (St. Andrews, Scotland)

**Stacy Lewis**/Amanda Blumenherst def. Florentyna Parker/Elizabeth Bennett, 3 & 1  
**Stacy Lewis**/Alison Walshe, def. Sally Watson/Michele Thomson, 5 & 4  
**Stacy Lewis**/Alison Walshe def. Elizabeth Bennett/Florentyna Parker, 1-up  
**Stacy Lewis** def. Elizabeth Bennett, 3 and 2

### 2006 - U.S. 11.5, GB&I 6.5 (Bandon, Ore.)

**Amanda McCurdy**/Virginia Grimes def. Martina Gillen/Naomi Edwards, 2-up  
Breanne Loucks def. **Amanda McCurdy**, 3-2



@RazorbackWGF  
Facebook.com/RazorbackWGF  
ArkansasRazorbacks.com



**#NEVERYIELD**  
UNIVERSITY OF ARKANSAS ATHLETICS





# ARKANSAS WOMEN'S GOLF



## **SOLHEIM CUP**

**2011 -- Stacy Lewis**

**2013 -- Stacy Lewis**

The Solheim Cup is a biennial golf tournament for professional women golfers contested by teams representing Europe and the United States. It is named for the Norwegian-American golf club manufacturer Karsten Solheim, who was a driving force behind its creation.

The inaugural Cup was held in 1990, and the event was staged in even number years until 2002, alternating years with the Ryder Cup (the equivalent men's event between the USA and Europe). As part of the general reshuffling of team golf events consequent to the one-year postponement of the 2001 Ryder Cup due to 9/11, the Solheim Cup switched to odd numbered years from 2003.

The US team is selected by a points system, with American players on the LPGA Tour receiving points for each top-twenty finish on tour.[1] For the European team, up to 2005, only seven players were selected on a points system based on results on the Ladies European Tour (LET). This allows top European players who compete mainly on the LPGA Tour to be selected to ensure that the European team is competitive. From 2007, only the top five players from the LET will qualify and another four will be selected on the basis of the Women's World Golf Rankings. This reflects the increasing dominance of the LPGA Tour, where almost all top European players spend most of their time.[2] In addition, each team has a number of "captain's picks", players chosen at the discretion of the team captains, regardless of their point standings, though in practice the captain's picks are often the next ranking players.

*Stacy Lewis  
2013*



*Stacy Lewis*

## **CURTIS CUP**

**2006--Amanda McCurdy (July 29-30, 2011 Bandon Dunes Golf Resort, Bandon, Ore.)**

**2008--Stacy Lewis (Old Course, St. Andrews, Scotland)**

**2012--Emily Tubert (Nairn Golf Club, Nairn, Scotland)**

The Curtis Cup is the best known team trophy for women amateur golfers, awarded in the biennial Curtis Cup Match (not "Matches"). It is co-organized by the United States Golf Association and the Ladies Golf Union and is contested by teams representing the United States and "Great Britain and Ireland". The same two teams originally contested the Ryder Cup, but unlike that competition, the Curtis Cup has not widened the Great Britain and Ireland team to include all Europeans (nor has the analogous event for amateur men, the Walker Cup). Many women who have gone on to become stars of women's professional golf have played in the Curtis Cup.





# ARKANSAS WOMEN'S GOLF



Emily Tubert



Stacy Lewis

## THE SPIRIT INTERNATIONAL

- 2005 -- Amanda McCurdy      Second Place  
Trinity, Texas (Whispering Pines Golf Club)  
USA tied for second (541)
- 2011 -- Emily Tubert, Gabriel Lopez (Mexico)  
Trinity, Texas (Whispering Pines Golf Club)  
USA first (545); USA Women third


The Spirit International Amateur Golf Championship is a world class golf event. It features the world's best amateur men and amateur women golfers as they represent their respective country in team and individual competitions. The 80 participants enjoy an Olympic like experience from the Opening/Closing Ceremonies, international village and competing for gold medals. The World Health & Golf Association and Texas Golf Association invite 20 countries from six continents to participate. Established in 2001, The Spirit is a biennial event that alternates tournament years with the World Amateur Team Championships.

## U.S. WOMEN'S OPEN

- 2005 -- Amanda McCurdy 75-75-71-78 = 299  
(+ 15) -- T38
- 2007 -- Stacy Lewis (Missed cut)
- 2008 -- Stacy Lewis 73-70-67-78 = 288 (+ 5) -- T3
- 2009 -- Stacy Lewis 68-73-79-75 = 295 (+ 11) -- T34
- 2010 -- Kelli Shean 70-79-83-80 = 312 (+ 28) -- T65  
Stacy Lewis 75-70-75-72 = 292 (+ 3) -- T14  
Lucy Nunn (Missed cut)
- 2011 -- Stacy Lewis 68-73-79-75 = 295 -- T34
- 2012 -- Gabriel Lopez 80-78-158 (Missed cut)  
Stacy Lewis 77-69-80-75 = 301 -- T46
- 2013 -- Emily Tubert 74-78 = 153 (Missed cut)  
Stacy Lewis 71-76-75-78 = 300 -- T42

The United States Women's Open Golf Championship, one of thirteen national championships conducted by the United States Golf Association (USGA), is one of the LPGA's major championships along with the LPGA Championship, the Women's British Open, and the Kraft Nabisco Championship. It is the only event to have been recognized as a major by the LPGA since its founding in 1950; the other current majors were established later. The U.S.

Emily Tubert and Shauna Estes-Taylor at the 2013 U.S. Women's Open.



Gabriela Lopez





Women's Open is open to any professional or amateur female golfer. Amateurs must have an up-to-date USGA Handicap Index not exceeding 4.4. Players may obtain a place by being exempt or by competing successfully in qualifying. In 2002, a two stage method of qualification was introduced—18 holes for local qualifying and 36 holes for sectional qualifying. In 2010, the qualification process reverted to a single sectional stage of 36 holes played on a single day. The criteria for exemption from qualifying has changed through the years. In 2010, there were eleven exemption categories, including winners of the U.S. Women's Open for the last ten years, winners of the other three majors for the last five years, the top 50 from the previous year's LPGA Tour money list, the top five from the previous year's Japan LPGA Tour, Korea LPGA Tour, and Ladies European Tour money lists, and official winners of LPGA co-sponsored events for the 52 week period prior to the U.S. Women's Open.



**WORLD UNIVERSITY GAMES**  
2006 -- Stacy Lewis -- Medalist

There is both an individual event: five (5) competitors; and a team event: three (3) competitors of whom the two (2) with the best results each day will count for the classification by team per day. Each country may enter a maximum of sixteen (16) persons of which eleven (11) may be competitors and five (5) officials. In the case of a tie between two teams or more, two (2) competitors or more, the system called 'sudden death' will be applied.

**COPAS DE LAS AMERICAS**  
2007 -- Stacy Lewis

The Copa de las Americas is a biennial amateur team competition for countries in North America, Central America, South America. Four-player teams comprised of two men and two women 72-hole stroke play event with no cut. All scores count each day.



**FUJI XEROX USA VS. JAPAN**  
2005 -- Stacy Lewis

Fuji Xerox has been supporting U.S.A vs. JAPAN Annual Collegiate Golf Championship since 1995 in order to contribute to the further development and prosperity of a sports culture as well as the development of healthy youth. At the same time, we also are behind the ultimate goal of the Championship to promote the goodwill between Japan and the United States.



# RAZORBACKS IN THE PROS

## STACY LEWIS

### Career

- Rookie Year: 2009
- Ranked as high as No. 2 in world in 2012 and was the top-ranked American.
- Three career wins (through June 2012).
- In 2011, became a Rolex First-Time Winner at the Kraft Nabisco Championship where she defeated Rolex Rankings No. 1 Yani Tseng by three shots for her first major championship victory and crossed the \$1 million mark in career earnings.
- Won the ShopRite Classic and the Mobile Bay LPGA Classic in 2012.
- Nine top 10 finishes in 2012 and 30 for career (through June 2012).
- Solheim Cup member in 2012, 2013.
- Women's British Open Champion, 2013
- Became the first female member of the Razorback Century Circle donating \$100,000 to the athletic department.
- Hosted her own junior golf event in Bella Vista, Ark., in the summer of 2012.

### Amateur

Lewis won 12 collegiate events and was a four-time All-American. She was the 2005 (SEC) Freshman of the Year, the 2007 NCAA Division I National Champion and the 2008 SEC Championship Individual Medalist and Player of the Year. Away from collegiate competition, she won the 2006 Harder Hall Invitational, the 2006 Western Amateur and was a semi-finalist at the 2006 U.S. Women's Amateur. She was the 2007 Southern Amateur Champion and the 2007 Dinah Shore Trophy Award recipient. Lewis was also a member of the victorious U.S. Team at the 2007 at Copa de las Americas and on the victorious 2008 U.S. Curtis Cup team, becoming the first player to go 5-0 in Curtis Cup history. Lewis is a two-time Golfweek and Golf Digest Women's Amateur Player of the Year (2006-07) and was the top ranked amateur in the Golfweek/Titleist Women's Amateur Rankings in 2008.

### Personal

5'5"...Started playing golf at the age of 8... Credits her parents 'for encouraging me to play even after having back surgery' as the individuals most influencing her career... From the age of 11, Lewis wore a back brace 18 hours per day for 7-1/2 years to correct curvature in her spine from scoliosis, removing it only to play golf...Had back surgery during her senior year of high school and redshirted for one season before joining the University of Arkansas women's golf team...Hobbies include working out, watching any sports especially SEC football, traveling and having spare time to herself...Qualified for the Tour on her first attempt...Has her own Web site, [www.stacys-back.com](http://www.stacys-back.com)...2008 graduate of Arkansas with degree in finance and accounting.



Stacy Lewis won the ShopRite Classic and the Mobile Bay LPGA Classic in 2012.



Stacy Lewis' first LPGA win was the Kraft Nabisco and was given the key to the city of Bentonville in 2012.



# RAZORBACKS IN THE PROS

## KRISTIN INGRAM

Kristin Ingram played for the Razorbacks from 2007-10 and was a part of several NCAA Regional and NCAA Championship teams at Arkansas. In 38 events, Ingram posted a 76.20 stroke average and earned NCAA All-Region selection as a senior. Her best finish was a tie for fourth place. Ingram went on to play on the Symetra Road to the LPGA Tour.



- \* Turn pro in 2010, joining Tour Feb. 1, 2010
- \* Recorded three top-10 finishes in AJGA competition.
- \* 2005 AJGA Jerry Cole Sportsmanship Award recipient.
- \* Recorded three top-10 finishes in collegiate competition while at the University of Arkansas.
- \* Advanced to Match Play at the 2007 U.S. Women's Amateur Championship.
- \* Finished tied for fourth at the 2008 Southeastern Conference Championship.
- \* Winner of the 2009 U.S. Women's Southern Amateur Team Championship.

## AMANDA MCCURDY

Amanda McCurdy played for Arkansas from 2002-06 and, along with Courtney Mahon, helped Arkansas to its first two NCAA Championship appearances in 2005 and 2006. She was Arkansas' first multiple-event winner and turned professional in 2006. McCurdy's career earnings are in excess of \$13,000 and her best finish on the Futures Tour is a 10th-place showing at the 2008 El Paso Golf Classic. Her amateur and professional career include:



- \* Competed in two U.S. Women's Amateur Public Links Championships (2003, 2005).
- \* Runner-up at the 2004 U.S. Women's Amateur Championship.
- \* Recorded four wins in collegiate competition.
- \* Two-time All-SEC second team selection (2004, 2005).
- \* Competed in two U.S. Women's Opens (2005, 2006).
- \* Advanced to final 16 at the 2005 U.S. Women's Amateur Championship.
- \* Named to the 2006 U.S. Curtis Cup Team.
- \* 2006 NGCA All-American Honorable Mention.

## COURTNEY MAHON

Courtney Mahon was a member of the Razorback golf team from 2002-06 helping Arkansas to the program's first NCAA Championship in 2005. Arkansas returned again in 2006 for Mahon's senior year.

After graduation with a degree in dietetics, Mahon became the head coach at UMKC in nearby Kansas City, Mo. A Lee's Summit, Mo., native, Mahon has continued to play on the Duramed FUTURES Tour since 2007.



Mahon's career best finish is a 12th place at the 2008 Mercedes-Benz of Kansas City Championship. She has played five events Her amateur and professional career includes:

- \* Three-time winner of the Kansas State Championship.
- \* Three-time winner of the Missouri State Championship.
- \* Competed in five U.S. Women's Amateur Public Links Championships (2003-07)
- \* Competed in two U.S. Women's Amateur Championships (2003, 2004).
- \* Recorded two wins in collegiate competition while at Arkansas.

## ASHLEY MEDDERS

Ashley Medders is a three-year letterwinner who competed from 2005-2007 for the Razorbacks. Medders, an Alma, Ga., product, competed in 21 events with a 77.40 career collegiate stroke average for the Razorbacks. She joined the Symetra Road to the LPGA Tour Jan. 25, 2010.



- \* Three-time Georgia State High School Class AA Champion.
- \* Named 2002 Southeastern Junior Golf Tour Female Player of the Year.
- \* Recorded one win in collegiate competition at Arkansas.
- \* Competed in the 2009 U.S. Women's Amateur Public Links Championship.

## LUCY NUNN

Lucy Nunn graduated and completed her eligibility at Arkansas in the spring of 2009. She helped the Razorbacks to four consecutive NCAA Regional appearances and three NCAA Championship appearances. Nunn's senior year saw the Lawton, Okla., native win her first collegiate event at LSU. She turned professional after graduating and opened her career on the Duramed FUTURES Tour that summer. Nunn is currently the assistant coach at the University of Kentucky.



- \* Won the LSU/Cleveland Classic in March 2009 at Arkansas.
- \* Won 93rd Women's Southern Amateur in summer 2008.
- \* Participated in the 2008 P&G Beauty NW Arkansas Championship qualifier.
- \* Helped Oklahoma win Forestate Championship in summer 2008.
- \* Regained her amateur status in 2013.



# COMMUNITY SERVICE



"I feel very strongly about the importance of community service. I really value community service and I stress that to the team. I have been fortunate that members of our Razorback family feel the same way and are committed to reaching to others," said head coach Shauna Estes-Taylor.

"The SEC Community Service Award is another great example of the commitment our golf team has made within our community. I'm proud of our program's service to our University, our team and to the Northwest Arkansas area, Estes-Taylor continued."

## SEC COMMUNITY SERVICE AWARD



**MELISSA  
MURRAY**  
2003-04



**LINA  
AXELSSON**  
2004-05



**STACY  
LEWIS**  
2006-07  
2007-08



**COURTNEY  
MAHON**  
2005-06



**LUCY  
NUNN**  
2008-09



**TIFFANY  
PHELPS**  
2009-10



**CORINNA  
REES**  
2010-11



**EMILY  
PODZIELINSKI**  
2011-12



**VICTORIA  
VELA**  
2012-13



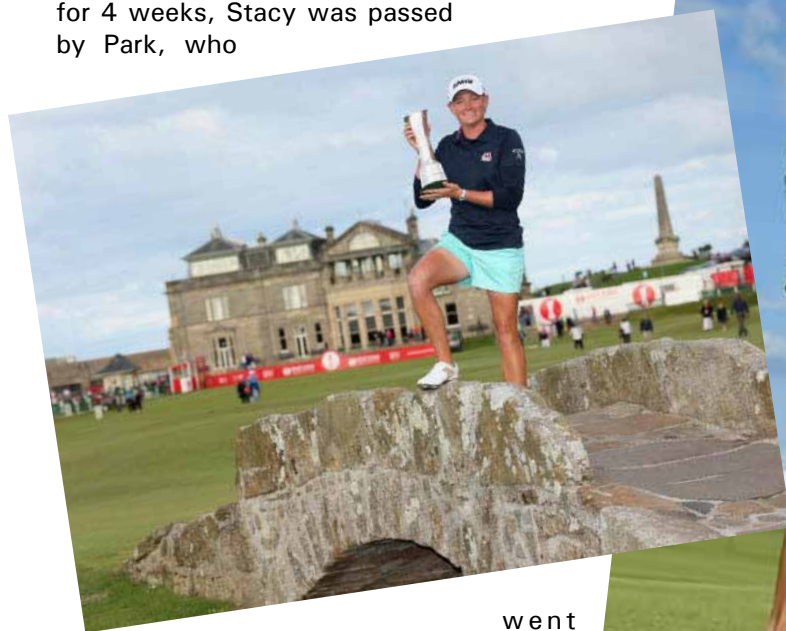
# LEWIS WINS ESPY

Stacy Lewis took home another trophy in 2013. Lewis, the No. 2 golfer in the world in the Rolex rankings, won the ESPY award as the top female golfer. Lewis won through a fan vote that ran on ESPN's web site. In 2012, Lewis won four events and had 16 top-ten tournament finishes, and has seven career wins and 47 top-ten finishes.

## LEWIS WINS BRITISH OPEN

Winning her 2nd major at the Old Course at St. Andrews, the home of golf, by coming from behind with birdies on the last two holes – does it get any better than that?

Stacy Lewis won her third tournament of 2013 and, in the process, stopped Inbee Park's bid to win 4 majors in a row – the Grand Slam. After reaching the #1 ranking in March and holding it for 4 weeks, Stacy was passed by Park, who



went on an unprecedented hot streak including 3 major wins in a row and overtaking Stacy for the #1 spot. But, by winning the Ricoh British Open, Stacy stopped another streak, by becoming the 1st non-Asian player to win a major since she won the Kraft Nabisco in 2011. The win also narrowed the gap between the top two players in the world and may be the beginning of another run to the #1 ranking.

Going into the Ricoh Women's British Open, Stacy was feeling pretty good about her chances. After all, she played her last amateur event at St. Andrews at the Curtis Cup, where she made history by achieving a 5-0 won/loss record and leading the US team to a commanding victory. She loved the course then and the Old Course loved her back on this major occasion. And her timing could not be more perfect as she will now lead the US team against the Europeans, this time at the biennial Solheim Cup, to be played in Colorado in two weeks in an effort to win back the Solheim Cup.

48 Whether it is winning a major for herself, or representing her country against the best golfers in the world, Stacy Lewis is proving time and again that she is the American face of golf and an inspiration for millions around the world.





MEET THE TEAM



# HEAD COACH



- ✓ Four NCAA Championship appearances with the program's best showing
- ✓ Six consecutive NCAA Regional appearances with the program's best showing
- ✓ Three runner-up finishes and five top five finishes at the SEC Championships
- ✓ Two NCAA Public Recognition Awards (2008, 2009) for teams in the top 10 percent for APR
- ✓ Hundreds of hours in community service activities

Shauna Estes-Taylor always knew she wanted to be a women's golf coach. From her playing days as a prepster working with Mike Adams who would go on to become her assistant at Arkansas, through her experiences as one of the best collegiate golfers in the country at the University of Georgia, Estes-Taylor has been preparing for her time in the first chair.

"Arkansas is a special place and I'm excited to lead this program to even greater heights," Estes-Taylor said when hired after five seasons as a Razorback assistant. "This team, community and University are very dear to my heart and I feel fortunate to be a part of this program."

The fourth head coach in program history, Estes-Taylor wasted no time picking up the reigns from mentor, friend and former Bulldog Kelley Hester who returned to her alma mater after five seasons at Arkansas.

As a head coach for the Razorbacks, Estes-Taylor has coached three players to six All-American honors, 11 All-Southeastern Conference selections including the 2008 SEC Golfer of the Year (Stacy Lewis) and the 2011 SEC Co-Freshman of the Year (Emily Tubert) and guided the team to five tournament titles and 12 individual medalist honors.

## A BULLDOG TO START

The former Shauna Estes was more than a standout student-athlete at Georgia. She was part of the winning tradition of some of the best collegiate golfers and teams during her four-year career. A four-time All-American and All-SEC player, Estes-Taylor's honors include 1997 SEC Women's Golf Freshman of the Year and the 1997 and 2000 SEC Women's Golf Player of the Year honors. She is still tied



**2013-14 ARKANSAS RAZORBACK WOMEN'S GOLF**



# SHAUNA ESTES-TAYLOR



for the most individual wins for the Bulldogs with seven including the 1997 and 1999 SEC title. Estes-Taylor finished a personal-best third at the 1999 NCAA Championship and paced the Bulldogs to four top 10 team appearances on the biggest stage for college golf. Her name remains sprinkled throughout the record books at her alma mater.

## A BRIGHT FUTURE

Estes-Taylor left college golf to try her hand on the professional circuit. She spent three seasons playing in the DURAMED Futures Tour, playing in 10 events in 2000, 19 in 2001 and 10 in 2002. She made 22 cuts and had three top 10 finishes.

## WOO PIG SOOIE

As her professional playing career came to a close, Estes-Taylor returned to the collegiate ranks in January 2003, becoming Hester's assistant at Arkansas. That season, Arkansas returned to the NCAA Regional Championship making the program's second-ever appearance in the postseason. It would start a run of 10 consecutive NCAA Regional appearances for the Razorbacks.

Another important development in the life of Estes-Taylor and the history of the Razorbacks happened around the same time. The Razorback coaching staff recruited a player from The Woodlands, Texas, named Stacy Lewis.

Lewis had a good junior season but recurring problems with scoliosis (a curvature of the spine) forced the budding star to have back surgery. Despite the seeming career-ending circumstances, the Razorbacks offered and honored their offer to Lewis to come to Arkansas.

Lewis accepted the offer and redshirted her first season with the Razorbacks. It was during this rehab year that Lewis hit the putting green with Estes-Taylor and the duo fine-tuned the short game of the player who would go on to be one of the best to play the game at Arkansas.

Estes-Taylor and Lewis formed a bond that remains to this day. Estes-Taylor was the assistant coach when Lewis won the 2005 SEC Individual title, earned Freshman of the Year honors and for the 2007 NCAA National Title. It was that season that Estes-Taylor earned National Golf Coaches Association Assistant Golf Coach of the Year honors.

"It's an honor to be recognized by other coaches for doing a good job," said Estes-Taylor said at the time. "I really feel prepared to lead a golf team. My goal from the beginning was to gain the experience necessary to become a head coach. Kelley (Hester) has given me this great opportunity to grow as a person and to develop into a coach. I feel this award is another great stepping stone towards my ultimate goal of becoming a head coach."



# SHAUNA ESTES-TAYLOR



## TAKING OVER

Little did Estes-Taylor know the foreshadowing of her comments. Just two weeks later, she became the head coach of the Razorbacks.

Firmly seated in the first chair, Estes-Taylor reached out to one of her former coaches, Mike Adams, convincing him to leave Hilton Head, S.C., to join her in Fayetteville. It has proven to be a winning combination with the pair guiding Arkansas to six consecutive NCAA Regional appearances including a program-best fourth-place finish in 2011.

Estes-Taylor and Adams have also paced the Razorbacks to four NCAA Championship appearances and again recorded the program's best showing with a tie for fifth place in 2011.

Finally, the tandem has teamed to lead Arkansas to five consecutive top five finishes at the Southeastern Conference Championship (2008-2012) including a program-best second-place finish in 2008 and 2012 and a tie for second in 2009.

## PERSONAL

Estes-Taylor was inducted into the NGCA Players Hall of Fame in 2009 capping off a successful season at Arkansas. Born in Orangeburg, S.C., Estes was a 2000 graduate of Georgia with a degree in turf grass management. Estes is married to Adam Taylor of Harrisburg, Ill. Taylor is a sports performance director at the Shoulder Center of Arkansas, and the couple resides in Fayetteville with their bulldogs, Layla and Moe.

## THE FUTURE IS BRIGHT

There really is no limit to what Estes-Taylor expects to accomplish at Arkansas. She has put the Razorbacks on the college golf map and has made Arkansas a destination for the country's elite players. As the 2013-14 season begins, Estes-Taylor welcomes players from four states and two countries to the roster. She has the Razorbacks poised to move up in the rankings, keep the NCAA Regional appearance streak alive and return to the NCAA Championship. Stay tuned and see what's next!

## ABOUT ESTES-TAYLOR

### Personal

Birthplace	Orangeburg, S.C.
Parents	Lonnie and Deborah Estes
Husband	Adam Taylor
Siblings	Brothers; Kelly and Jimmy
High School	Orangeburg Prep

1997-2000	Four-time first-team All-SEC; four-time All-American; 1997 SEC Freshman of the Year; Two-time SEC Player of the Year; Honda Award finalist
2000	Bachelor's Degree, University of Georgia, Turf/Grass
2000-02	LPGA FUTURES Tour member
2003-07	Assistant Coach, University of Arkansas
2003	Helps team to second NCAA Regional appearance
2004	Begins work with redshirt freshman Stacy Lewis; team makes third NCAA Regional appearance
2005	Helps Lewis win SEC title; fourth regional appearance; team makes first NCAA Championship
2006	Helps team to fifth NCAA Regional & second consecutive NCAA Championship appearance
2007	Lewis wins second SEC title, team goes to sixth regional and Lewis becomes first Razorback in program history to win the NCAA Championship
2007-Pres.	Head Coach, University of Arkansas
2008	Team finishes program-best 15th at seventh NCAA Regional; return to NCAA Championship
2009	Team ties for second at the SEC Championship and makes eighth NCAA Regional, seventh consecutive, appearance
2010	Team is 13th at the NCAA Regional
2011	Team finishes program-best 15th at NCAA Championship; senior Kelli Shean is runner-up
2012	Team finishes second at SECs hosted by Arkansas at Blessings; Surges late at the NCAA Regional and advances to NCAA Championship
2013	Team reaches sixth consecutive NCAA Regional appearance with a program-best third-place finish. Arkansas goes on to its fourth NCAA Championship



# ASSISTANT COACH MIKE ADAMS



Mike Adams joined the University of Arkansas as the assistant women's golf coach in August 2007.

Since joining the Razorback program, Adams has assisted Arkansas to the top four finishes at the SEC Championship, seven consecutive NCAA Regional appearances and four NCAA Championship appearances including three in a row. He became the second Razorback women's golf assistant to earn NGCA Assistant Coach of the Year when he was honored in 2013. Current head coach Shauna Estes-Taylor who earned the award in her final season as a Razorback assistant in 2007.

Adams began his association with Estes-Taylor as her coach throughout her junior years, her collegiate career and while she was on tour as a professional player.

Prior to joining the Razorbacks, Adams worked five years at the International Junior Golf Academy on Hilton Head Island, S.C., where he was a senior instructor. While there, Adams worked with some of the best instructors in the country. In addition, he helped train some of the best junior golfers from all over the world and several of Adams' former students are currently playing college golf and professional tours.

Before working at the golf academy Adams spent 19 years at the Woodlands Country Club in Columbia, S.C. He served the Woodlands as head golf professional, director of golf and for the final three and a half years as general manager. While at the Woodlands, Adams worked with several members of the University of South Carolina women's golf team who used the Woodlands as their home course.

Adams is a member of the Professional Golfers Association of America, an organization he has been associated with for more than 30 years, and he is a member of the PGA's Quarter Century Club. While in the Carolinas, Adams served on the Carolinas PGA Section Board of Directors and also served on the section's rules and tournament committee.

Adams graduated from Thomas Heyward Academy in Ridgeland South Carolina, and received a bachelor's of science degree in Business Administration from Newberry College in Newberry South Carolina in 1977.

Adams has one son, Michael Adams Junior.



# SUPPORT STAFF



## **STACY LEWIS** **VOLUNTEER COACH**

The most decorated player in Razorback history returns in 2013-14 as Arkansas' volunteer assistant coach.

Stacy Lewis returns to Northwest Arkansas between professional appearances to work with the women's golf team.

"Having Stacy return as part of our staff will let us take advantage of her knowledge of the game, her experience with winning and will be a definite asset in recruiting," head coach Shauna Estes-Taylor said.

Lewis finished her career as a four-time All-Southeastern Conference and four-time All-American. She won a pair of SEC Championship titles, first as a freshman in 2005, and again as a senior in 2008.

One of the highlights of Lewis' career came in 2007 when she won the NCAA Championship in Florida. She was presented with the Dinah Shore Trophy that year as well.

In addition to a successful golf career, Lewis earned numerous academic and community service honors. She was a two-time *ESPN The Magazine* Academic All-American and a four-time SEC Academic Honor Roll selection. Lewis is a 2008 graduate in finance from Arkansas.

Lewis was a two-time member of the SEC Community Service team and was the SEC's scholar-athlete for golf in 2008.

A short-game and course management expert, Lewis' collegiate and professional experience will help current Razorbacks follow in her footsteps. For a complete professional biography on Lewis, please log on to [StacysBack.com](http://StacysBack.com).



## **W. STANLEY BEECHAM, PSY.D.** **SPORTS PSYCHOLOGIST**

Dr. Beecham is a director and founding member of the Leadership Resource Center in Atlanta, Ga. Since 1998, he has consulted with organizations to help them maximize business performance and realize the full potential of their human resources. Senior Executives utilize Dr. Beecham's expertise to guide them through the process of selecting and developing high performance teams. In addition to his coaching and consulting engagements at the Leadership Resource Center, he is a professional speaker and writer committed to advancing the science of leadership development.

Prior to his work in organizational psychology, Dr. Beecham founded the Sport Psychology Program for the University of Georgia Athletic Association. During his four-year tenure as a sport psychologist, his contributions to elite teams and athletes helped to capture numerous conference and national championship titles. In 1996, Dr. Beecham was selected to work with members of the Olympic gold medal winning Women's Gymnastic Team. Arkansas head coach Shauna Estes-Taylor first worked with Beecham while she was a student-athlete at Georgia.

Dr. Beecham is a fourth generation Georgian who earned a bachelor's degree in psychology from the University of Georgia in 1983. Following his experience at UGA, he earned a master's degree from Augusta College while conducting research at the Medical College of Georgia Hospital. In 1994, he completed his doctoral internship at the University of Virginia Counseling Center and graduated with his doctorate degree in clinical psychology from the Georgia School of Professional Psychology.



# 2013-14 SEASON PREVIEW



## ASK THE COACH

The Arkansas Media Relations Office began work on this media guide in late summer and we had questions about the 2013-14 women's golf season. So we sat down with head coach Shauna Estes-Taylor and put those questions to the Razorback skipper. Here's a look at the questions and answers from the Razorback head coach.

### WHAT ARE THE TEAM EXPECTATIONS FOR THE 2013-14 SEASON?

QA

I have never been one to put a lot of expectations on my team, but Mike and I work to create a culture and environment for our girls to reach their personal best. I know that when we do that, we will be playing our best golf as a team when it is most important. I also believe that if we challenge them everyday, they will leave the gym, golf course, and the classroom more prepared for the next day. Winning is about creating the stepping stones for success and cultivating a mind set that is prepared for the demands of competition.

### HOW IS THIS TEAM/SEASON DIFFERENT THAN OTHERS YOU HAVE COACHED?

Much like last season, this years team is filled with great depth. This depth will allow us to put the five most prepared ladies on the course to represent the University of Arkansas each and every week. This years motto is, "Do The Possible"! To accomplish our goals and to have a successful team, we want to do what we are capable of each and everyday. We all do the necessary to make it through each day, but if we do the things we are capable of then we give ourselves the best opportunity to reach our full potential.

QA



# 2013-14 SEASON PREVIEW

## 2012-13 ALPHABETICAL ROSTER

NAME	YEAR	HEIGHT	HOMETOWN/PREVIOUS SCHOOL	AVE.
Emma Lavy	Sr.	5-6	Fayetteville, Ark./Fayetteville	74.53
Olivia Lavy	R-Fr.	5-9	Fayetteville, Ark./Fayetteville	NA
Gabriela Lopez	So.	5-6	Mexico City, Mexico/Colegio Sagrado	73.77
Regina Plasencia	So.	5-7	Guadalajara, Mexico/Instituto Alpes San Javier	75.86
Emily Podzielinski	Sr.	5-4	Noblesville, Ind./Noblesville/Eastern Mich.	76.67
Kayli Quinton	R-Fr.	5-7	Houston, Texas/Univ. of Texas HS	NA
Summar Roachell	Fr.	5-6	Coway, Ark./Conway HS	NA
Emily Tubert	Sr.	5-11	Burbank, Calif./John Burroughs	73.41

**Head Coach:** Shauna Estes-Taylor (Georgia, 2000) - Seventh Season

**Assistant Coach:** Mike Adams (Newberry College, 1977) - Seventh Season



### WHAT ARE THIS YEARS' TEAM'S STRENGTHS?

QA

We have depth, but I believe experience is our strength this year. We have been in contention a lot and we will be more comfortable in those situations this year. Each one of our players has the ability to win any tournament every week. This is exciting to see as a coach and I look forward to watching this team respond to those situations.

### WHAT ARE THE AREAS YOU ARE WORKING TO IMPROVE?

Mike and I work so hard to ensure that we develop each player in all facets of life, school, and golf. We are constantly keeping a close eye on mechanics to make sure each person is swinging the golf club in their most efficient way. Along with mechanics, we will also continue to train mentally to make sure our mental games match our technique. A winning mind set is often times what separates good from great—and we want to be great!



# 2013-14 SEASON PREVIEW

## HOW DOES THIS YEAR'S RECRUITING CLASS IMPACT THE TEAM?

QA

We only have one newcomer and I don't feel like she is new. Summar Roachell has been coming to our summer camp for many years and we have watched her compete many times. Mike and I have a great game plan laid out for Summar and I know she will come right in and impact our team in a positive way. Being an Arkansas native, she brings a great Razorback spirit as well as a seasoned resume in junior golf. I look forward to having Summar as a part of our team and the positive ways she will contribute to our success in the community, the classroom, and on the golf course.

## YOU ARE WORKING ON AN EXPANSION OF YOUR ALREADY AMAZING FACILITY. WHAT WILL THAT MEAN TO THIS TEAM AND FUTURE TEAMS?

In our sport, we are always looking at ways to stay ahead of our competition. We have been so lucky to have the Blessings as our home and we feel like with the addition of this new indoor facility that we will once again set the bar in our sport. This new facility will house an indoor chipping/putting green and a gym that will all be on site at Blessings. This will give our team every possible resource to train at the highest level.

QA

## HOW DOES THE SUPPORT OF THE NORTHWEST ARKANSAS COMMUNITY IMPACT YOUR PROGRAM?

QA

The Northwest Arkansas area is so unique in what it has to offer, but most importantly it is a great place to call home. Part of our team philosophy is to give back to the people that support us, so we are very involved in service learning throughout our year. We did over 100 hours of service last year and look forward to continuing to have a positive impact on the people of NW Arkansas and our Razorback supporters. Our fans and community are the best in the nation!



57



# 2013-14 TOURNAMENTS



## DALE MCNAMARA NCAA PREVIEW

*Tulsa Country Club  
Tulsa, Okla.  
Par 70 || 6136 Yards  
Tulsa, Host  
Sept. 9-11, 2013*

**2013 Field.....15 Teams**

Alabama, Arizona, Arizona State, Arkansas, Duke, Georgia, North Carolina, Oklahoma, Oklahoma State, Stanford, Texas, Tulane, Tulsa, Vanderbilt, USC

**Arkansas at the event.....First Appearance\***  
\*at Tulsa...Third Appearance in the NCAA Preview



## MERCEDES BENZ COLLEGIATE CLASSIC

*Cherokee Country Club  
Knoxville, Tenn.  
Par 70 || 6472 Yards  
University of Tennessee, Host  
Sept. 20-22, 2013*

**2013 Field.....17 Teams**

Arkansas, Campbell, College of Charleston, Chattanooga, Louisville, Michigan, Mississippi State, Missouri, Notre Dame, Penn State, Ole Miss, Rollins, South Carolina, Tennessee, Tulane, UCF, UTSA

**Arkansas at the event.....11th Appearance**  
2000, 2003, 2004, 2005, 2006, 2007, 2008, 2009, 2010, 2011, 2013



## RUTH'S CHRIS TAR HEEL INVITATIONAL

*Finley Golf Course || Chapel Hill, N.C.  
Par 72 || 6379 Yards  
University of North Carolina, Host  
Oct. 10-13, 2013*

**2013 Field.....18 Teams**

Alabama, Arkansas, Auburn, Baylor, Clemson, Duke, Florida, LSU, Michigan State, Mississippi, North Carolina, NC State, Notre Dame, Oklahoma, South Carolina, Vanderbilt, Virginia, Wake Forest

**Arkansas at the event.....Sixth Appearance**  
1996, 1998, 1999, 2011, 2012, 2013



## ALAMO INVITATIONAL

*Briggs Ranch Golf Course  
San Antonio, Texas  
Par 72 || 6,428 Yards  
Texas-San Antonio, Host  
Oct. 27-29, 2013*

**2013 Field.....15 Teams**

Arkansas, Baylor, Florida, Florida State, LSU, Louisville, Oklahoma, Southern Methodist, Tennessee, Texas, TCU, Texas A&M, Texas-San Antonio, Texas State, Tulane

**Arkansas at the event.....First Appearance**



## PUERTO RICO GOLF CLASSIC

*Rio Mar Country Club (River Course)  
Rio Grande, Puerto Rico  
Par 72 || 6350 Yards  
Purdue University, Host  
Feb. 16-18, 2014*

**2014 Field.....14 Teams**

Alabama, Arkansas, Auburn, Augusta State, Georgia, Iowa State, Kent State, Michigan, Missouri, North Carolina State, Northwestern, Purdue, TCU, Tennessee, Texas Tech

**Arkansas at the event.....Fifth Appearance**  
2006, 2008, 2012, 2013, 2014



## DARIUS RUCKER INTERCOLLEGIATE

*Long Cove Club  
Hilton Head Island, S.C.  
Par 71 || 6160 Yards  
South Carolina, Host  
March 7-9, 2014*

**2014 Field.....17 Teams**

Alabama, Arkansas, Arizona State, Auburn, Duke, Furman, Georgia, Kentucky, LSU, North Carolina, Oklahoma, South Carolina, Stanford, Tennessee, Vanderbilt, Virginia, Wake Forest

**Arkansas at the event.....Third Appearance**  
2012, 2013, 2014



# 2013-14 TOURNAMENTS



## LSU GOLF CLASSIC

University Club  
Baton Rouge, La.  
LSU, Host  
March 21-24, 2014

2014 Field.....NA Teams  
TBD

Arkansas at the event..... Eighth Appearance  
(aka LSU/Fairwood Inv., Cleveland Classic)  
1996, 1997, 1998, 1999, 2000,  
2009, 2010, 2011, 2013, 2014



## THE LIZ MURPHEY COLLEGIATE CLASSIC

UGA Golf Course  
Athens, Ga.  
Georgia, Host  
April 4-6, 2014

2014 Field.....NA Teams  
TBD

Arkansas at the event.....18th Appearance  
1996, 1997, 1998, 1999, 2000, 2001, 2002,  
2003, 2004, 2005, 2006, 2007, 2008, 2009,  
2010, 2011, 2012, 2014



## SOUTHEASTERN CONFERENCE WOMEN'S GOLF CHAMPIONSHIP

Greystone Golf Club | Birmingham, Ala.  
Founders Course  
SEC, Host  
April 18-20, 2014

2014 Field.....14 Teams  
Alabama, Arkansas, Auburn, Florida, Georgia, Kentucky, LSU, Ole Miss, Mississippi State, Missouri, South Carolina, Tennessee, Texas A&M, Vanderbilt


Arkansas at the event.....19th Appearance  
1996, 1997, 1998, 1999, 2000, 2001, 2002,  
2003, 2004, 2005, 2006, 2007, 2008, 2009,  
2010, 2011, 2012, 2013, 2014

## NCAA REGIONAL CHAMPIONSHIPS

May 8-10, 2014

West.....Ce Elum, Wash.  
Tumble Creek, Washington, host  
Central.....Stillwater, Okla.  
Karsten Creek, Oklahoma State, host  
East.....Tallahassee, Fla.  
SouthWood Golf Club, Florida State, host

Arkansas at the event.....13th Appearance\*  
\*If we qualify  
2000, 2003, 2004, 2005, 2006, 2007, 2008,  
2009, 2010, 2011, 2012, 2013, 2014\*



## NCAA CHAMPIONSHIP

Tulsa Country Club  
Tulsa, Okla.  
NCAA, University of Tulsa, Host  
May 20-23, 2014

2014 Field.....24 Teams  
Top eight teams from each of three regionals

Arkansas at the event..... Seventh Appearance\*  
\*If we qualify  
2005, 2006, 2007 (Ind. Only), 2008, 2011,  
2012, 2013, 2014\*



Tumble Creek



Karsten Creek



SouthWood Golf Club

# EMMA LAVY

## AMATEUR CAREER

Emma Lavy took part in a full schedule of amateur events in the summer before her senior season. Some of the highlights for Lavy included shooting 71 in a qualifier and moving on to the U.S. Women's Amateur. Lavy also reached the round of 16 in the North-South Amateur, recording her best finish at the event.

Lavy reached the round of 32 at the Women's Western Amateur Championship and she made the cut at the North-South Amateur in Pinehurst, N.C. in mid-July, 2012. She also took part in the Monday qualifier at the Walmart NW Arkansas PGA Championship.

Lavy's 2011 summer was busy filled with three big tournaments on the amateur circuit. Lavy opened the summer at Pinehurst Country Club where she advanced to the second round of the 109th North and South Women's Amateur Championship.

She followed up with a runner-up finish at the 111th Women's Western National Amateur Championship at Sawgrass Country Club in Florida, falling in the 36-hole final. Lavy had a great week on her road to the finals. She qualified 10th with a two-day total of 145 and won her first match against Sarah Ababa, Davao City, The Philippines, 1 up. She defeated Ellen Ceresko, Jefferson Township, Pa., 3 and 1, in the first round of the second day, and her afternoon match was suspended due to weather and completed on Friday morning. Lavy defeated Erica Popson, a University of Tennessee Volunteer from Davenport, Fla., 5 and 4. Later that day she defeated Vanderbilt University senior, Marina Alex, of Wayne, N.J., 2 up; and then defeated Jackie Chang, a University of North Carolina student from Paradise Valley, Ariz., 4 and 3. Lavy finishing tied for eighth overall in the Hooters Women's Collegiate Team Championship wrapping up her summer play.

Lavy had a good summer after redshirting her first year with the Razorbacks. She played in a U.S. Women's Open qualifier and was leading after the first round. Lavy just missed the cut in the qualifier. She reached the quarterfinals of both the Women's North and South Championship and the Women's Trans Invitational.

Lavy had a busy summer after signing with Arkansas. She finished fifth at the American Junior Golf Association event at Traditions with a 77-78-70. She picked up a second-place finish at the AJGA Junior at Blessings with rounds of 76-76-78) and was 28th at the Rolex Junior Girls Championship with 72-77-80. The summer of 2009-10 saw Lavy compete in a couple of events including the 110th Western National Amateur Championship in Rochester, Minn., reaching the Championship Flight of match play.

## AS A JUNIOR (2012-13)

Lavy continues to grow and improve with each season on the golf course for the Razorbacks. The Fayetteville, Ark., native posted her career-best single season stroke average with a 74.53 mark this year and had three top 10 finishes for Arkansas. Lavy also shot her career-best with a round of 67 on the first day of the NCAA Regional Championship en route to her best Regional finish, a tie for 11th.

Lavy carded a career-best two-under 214 twice as a junior, first in the season opener at Ole Waverly with rounds of 70-71-73, and again at the Regional Championship where she shot 67-75-72. Lavy had three top 10 finishes with a season-best fifth-place showing at Ole Waverly. She was tied for sixth at the Westbrook Invitational and tied for ninth at the Darius Rucker Intercollegiate. Lavy was a member of the Razorback Athletic Department's Athletic Director's List with a GPA from 3.50-3.99 for the fall 2012 and spring 2013 semesters.

## AS A SOPHOMORE (2011-12)

Lavy was one of the most steady members of the lineup for the Razorbacks in 2011-12. She improved her season stroke average from her freshman season and qualified for all 11 tournaments as a sophomore. Lavy posted a season-best 71 in the

second round of the Lady Puerto Rico Classic and shot a 222 at the Betsy Rawls Longhorn Classic - her second lowest career score. Lavy's scores counted 29 times (in 33 rounds) toward the Razorback team total and her NCAA Regional and NCAA Championship scores counted in each round. Lavy was a member of the Razorback Athletic Department's Athletic Director's List with a GPA from 3.50-3.99 for the spring 2011 semester and a member of the Honor Roll (3.00-3.49) in the fall of 2011.

## CAREER RESULTS

### 2012-13 (Junior Season)

Date	Event	Place	Score	To Par
Sept. 10-12	Old Waverly Invitational	5	70-71-73=214	-2
Oct. 12-14	Lady Tar Heel Invitational	T38	76-72-79=227	+11
Oct. 28-30	Betsy Rawls Longhorn Invitational	T21	73-77-71=221	+5
Feb. 12-14	Puerto Rico Golf Classic	T18	75-79-71=225	+9
Feb. 24-25	Westbrook Invitational	T6	71-75-73=219	+3
March 8-10	Darius Rucker Intercollegiate	T9	68-77-74=219	+6
March 22-24	LSU Golf Classic	T23	74-76-79=229	+13
March 29-31	The Bryan Collegiate	T23	78-74-70=222	+6
April 19-21	SEC Championship	T47	80-81-76=237	+21
May 9-11	NCAA Regional Championship	T11	67-75-72=214	-2
May 21-25	NCAA Championship	T85	73-78-76-80=207	+19

### 2011-12 (Sophomore Season)

Date	Event	Place	Score	To Par
Sept. 23-25	Mason Rudolph Fall Preview	T43	73-76-78=227	+11
Oct. 7-9	Lady Tar Heel Invitational	T55	74-79-72=225	+9
Oct. 21-23	Mercedes-Benz SEC/Pac 12	T39	74-74-75=223	+7
O. 31-Nov. 2	Betsy Rawls Longhorn Invitational	T11	72-73-77=222	+6
Feb. 12-14	Lady Puerto Rico Classic	T21	75-71-80=226	+10
March 2-4	Darius Rucker Intercollegiate	T33	76-77=152	+11
March 16-18	Gator SunTrust Invitational	47	74-75-79=228	+18

Mar 30-April 1	Liz Murphey Collegiate Classic	45	77-74-74=225	+9
April 20-22	SEC Championship	T6	73-72-83=228	+11
May 10-12	NCAA Central Regional	T23	77-75-75=227	+11
May 22-25	NCAA Championship	T71	75-77-78-73=303	+15

### 2010-11 (Redshirt Freshman Season)

Date	Event	Place	Score	To Par
Sept. 24-26	Susie Maxwell Berning Classic	T18	79-72-77=228	+12
Oct. 8-10	Mercedes Benz Collegiate	T19	73-76-71=220	+4
Oct. 25-27	Las Vegas Collegiate Showdown	T35	73-74-77=223	+8
Nov. 5-7	Pac 10-SEC Challenge	T65	76-76-79=231	+18
Feb. 21-22	Central District Invitational	T62	78-79-77=234	+18
March 6-7	SunTrust Gator Invitational	T47	77-77-78=232	+22
March 11-13	LSU Invitational	T43	74-82-76=232	+16
March 25-26	MountainView Collegiate	T12	75-73-70=218	+2
April 1-3	Liz Murphey Collegiate	T35	76-75-76=227	+11
April 15-17	SEC Championship	T12	74-73-74=221	+5
May 5-7	NCAA Central Regional Champ.	T50	82-80-69=231	+15
May 17-20	NCAA Championship	T69	8-0-74-78-74=306	+18

### 2009-10 (Freshman Season)

Date	Event	Place	Score	To Par
DNP				



## SENIOR | 5-6 | FAYETTEVILLE, ARK./FAYETTEVILLE HS

### AS A REDSHIRT FRESHMAN (2010-11)

Lavy was selected to the Southeastern Conference's All-Freshman team after a more-than-solid first season of golf at Arkansas.

Lavy was fourth on the Razorback team with a 75.78 stroke average, and ranked inside the top 10 for freshmen in the SEC. Lavy played in all 13 events for Arkansas tying for 12th twice last year. Her tie for 12th in her first-ever NCAA Regional Championship was key in helping Arkansas move from eighth place to fourth for

#### LAVY'S CAREER TOTALS

Season	No Tour	No Rds.	Avg. Score	Vs. Par	Low Rd.	Par or better	Wins	Best Fin.
2010-11	12	37.0	75.78	4.03	69	4	0	T12
2011-12	11	33.0	75.36	3.61	71	4	0	T6
2012-13	11	34.0	74.53	2.62	67	10	0	5
Career	34	104.0	75.43	3.43	67	18	0	5

the program's best finish at the event. In addition, Lavy

posted a collegiate career-low with a 69 in that final round. Lavy's other tie for 12th came at the MountainView Collegiate where she shot a career-best 218 (75-73-70).

### AS A FRESHMAN (2009-10)

Lavy redshirted the 2009-10 season.

#### PRIOR TO ARKANSAS

Lavy, whose older sister Brittany was a member of the Arkansas women's golf team from 2004-06, is an accomplished player whose career includes a full schedule on the Arkansas State Golf Associations' junior circuit as well as junior international experience.

Lavy is a two-time Arkansas High School overall winner as a freshman and senior.

In addition, Lavy is the 2008 7A state and conference medalist as well as a four-time all-state and all-

conference selection.

#### PERSONAL

Emma Lee Lavy was born Dec. 21, 1990, and is the third of five children to Trevor and Kellie Lavy. Sister Brittany is a graduate of the University of Arkansas and was a member of the Razorback women's golf team. Hannah, 21, is a student at Arkansas; Olivia is a freshman on the team and youngest sister, Anna Grace, is a junior at Fayetteville High.

# EMILY PODZIELINSKI

## AMATEUR CAREER

Senior Emily Podzielinski used her home course knowledge winning the IWGA Women's Amateur Championship at Harbour Trees Golf Club in Indiana this summer. Podzielinski shot 72-69-75 for 216 and the title. Podzielinski entered the final round with a one shot lead over Kluth after posting a second round, tournament low, 69. While her nearest competitors were finding the go-

ing difficult, Podzielinski fired a front nine even par 35 to extend her lead to 5 shots entering the back nine. She then bogeyed the 10th and 11th holes and the lead was just three. After another bogey on 14, she seemed to have things firmly in control after a birdie 4 on the 439 yard par 5, 17th. That gave her a three shot lead with just the 138 yard par 3, 18th to play. Her tee shot found a piece of Morse Reservoir that guards the green and after a drop and two putt she posted a double bogey, 5, which was still good for the one shot victory over Kluth who fired a two under par 34 on the back nine to solidify her runner up finish.

## PODZIELINSKI'S CAREER TOTALS

Season	No Tour	No Rds.	Avg. Score	Vs. Par	Low Rd.	Par or better	Wins	Best Fin.
2009-10*	11	31.0	76.4	NA	69	3	1	1
2011-12	11	33.0	77.76	6.00	70	2	0	T17
2012-13	1	3	78.67	6.67	77	0	0	T38
Career#	12	36.0	77.83	6.06	70	2	0	0

\*at Eastern Michigan #at Arkansas only

## AS A JUNIOR (2012-13)

Podzielinski competed in one event as junior for the Razorbacks in 2012-13. Podzielinski made the traveling team for the season-opener at the Old Waverly Invitational where she spotted a 236 with rounds of 81-80-75 to tie for 38th place overall. Podzielinski was a member of the Razorback Athletic Department's Academic Champions List with a 4.0 GPA in the spring of 2013 semester. She was on the Honor Roll (3.00-3.49) in the fall of 2012.

## AS A SOPHOMORE (2011-12)

Podzielinski jumped into the lineup from the first event and never looked back in 2011-12. She competed in all 11 events with a 77.76 stroke average for the Razorbacks. Podzielinski posted an Arkansas-best round of 70 in third day action at the Tar Heel Invitational and carded her Razorback low 227 twice. Her first 227 came at the Tar Heel and she matched that at the Puerto Rico Classic to start the spring. Twenty-four of Podzielinski's 33 rounds counted toward the Razorback team score in 2011-12.

Podzielinski was also recognized off the course as a member of the Southeastern Conference's women's golf community service team and as a National Golf Coaches Association All-Scholar selection. She was on the Razorback Athletic Department's Academic Honor Roll (3.00-3.49) in the fall of 2011 and on the Athletic Director's List (3.50-3.99) in the spring of 2012.

## CAREER RESULTS

### 2012-13 (Junior Season)

Date	Event	Place	Score	To Par
Sept. 10-12	Old Waverly Invitational	T38	81-80-75=236	+20

### 2011-12 (Redshirt Sophomore Season)

Date	Event	Place	Score	To Par
Sept. 23-25	Mason Rudolph Fall Preview	T78	78-80-79=237	+21
Oct. 7-9	Lady Tar Heel Invitational	T73	80-77-70=227	+11
Oct. 21-23	Mercedes-Benz SEC/Pac 12	T116	83-80-85=248	+32
O. 31-Nov. 2	Betsy Rawls Longhorn Invitational	T52	79-78-76=233	+17
Feb. 12-14	Lady Puerto Rico Classic	T25	75-78-74=227	+11
March 2-4	Darius Rucker Intercollegiate	T62	80-79=159	+17
March 16-18	Gator SunTrust Invitational	T60	78-83-71=232	+22
Mar 30-April 1	Liz Murphey Collegiate Classic	T56	81-75-73=229	+13
April 20-22	SEC Championship	T17	81-77-74=232	+16
May 10-12	NCAA Central Regional	T68	79-82-76=237	+21
May 22-25	NCAA Championship	T84	78-72-76-79=305	+17

### 2010-11 (Freshman Season at Eastern Michigan)

Date	Event	Place	Score	To Par
Sept. 12-13	Mary Fossum Invitational	T67	84-80-79=243	+27
Sept. 19-20	Cardinal Classic	1	72-69=141	-3
Oct. 3-4	Nittany Lion Invitational	T9	73-77-78=228	+12
Oct. 12-13	Duramed MAC Preview	T7	77-79-75=231	+15
Oct. 26-27	Ross Resorts at Mid Pines	T17	76-82-76=234	+18
Feb. 27-28	Red Rocks Invitational	T27	79-83=162	+18
March 5-7	Rio Verde Invitational	11	75-74-76=225	+12
March 15-17	Northern Migration Invitational	T29	81-76-74=231	+15
March 29-30	UALR Women's Golf Classic	T19	73-77-75=225	+9
April 10-11	Indiana Invitational	T15	75-75-73=223	+7
April 23-25	Mid-American Conference Champ.	T6	74-72-80=226	+10

## PODZIELINSKI'S QUICK FACTS

- Redshirted the 2010-11 season at Arkansas after transferring
- First player in program history from Indiana
- Played in all 11 tournaments in first year as a Razorback
- Career Low: 69, second round, Cardinal Classic\*
- Career Best: 223, Indiana Invitational, 2011\*

\*Results from Eastern Michigan



**AS A REDSHIRT SOPHOMORE  
(2010-11)**

Podzielinski redshirted the 2010-11 season at Arkansas after transferring from Eastern Michigan.

**PRIOR TO ARKANSAS**

Podzielinski was the top player at Eastern Michigan before transferring to Arkansas after her freshman season. While with the Eagles, Podzielinski competed in 11 events finishing with the team's lowest stroke average (76.4). She played 31 rounds shooting a career-best 69 in the second round of the Cardinal Classic. Her career-best was a 223 (75-75-73) at the Indiana Invitational in April and she earned medalist honors at the Cardinal Classic with a two-round three-under 141.

Podzielinski was a three-year letterwinner at Noblesville High, earning all-county and all-conference honors all three seasons. She was the state runner-up as a senior earning all-state honors.

**PERSONAL**

Emily Podzielinski is one of five children to Eric and Ronda Podzielinski of Noblesville, Ind. She has three brothers, Brandon, Josh and Michael and a sister, Erika.



# EMILY TUBERT

## AMATEUR CAREER

Emily Tubert had a busy summer of amateur events. The senior-to-be qualified for the U.S. Women's Amateur reaching the round of 32 before elimination. She also took part in the U.S. Women's Open shooting 74-78 = 152 to tie for 81st in her first Open appearance.

Tubert's amateur career continued to reach new heights with a pair of opportunities to represent the United States in 2012. Tubert helped Team USA win gold at The Spirit International in November. She played against future Razorback teammate Gabriela Lopez who competed for Team Mexico.

Tubert next took part in the 2012 Curtis Cup representing Team USA against Great Britain and Ireland. The competition took place in Nairn, Scotland. She teamed with Amy Anderson and the duo won their first day match. Tubert returned to the United States and reached the round of 32 at the U.S. Women's Amateur Public Links Championship in Neshanic Station, N.J. Exhausted after the Curtis Cup, she fell 2 & 1 in a back and fourth match. Tubert's summer continued with a sponsor's exemption at the Walmart NW Arkansas Championship. Although she did not make the cut to the second round, her even par 71 gave her a fighting chance at Pinnacle Country Club.

Tubert enjoyed a summer of success before coming to Arkansas as a freshman in 2010. Her summer highlights include reaching the round of 32 at the 2010 USGA Women's Amateur and a big win at the 2010 U.S. Women's Amateur Public Links Championship in South Bend, Ind., in late June. She worked her way through the match play tree winning her final match 3&2. Tubert followed up the next week with her first look at Blessings playing in the AJGA Rolex Tournament of Champions. Tubert was tied for the lead after the second round and finished second overall shooting 74-72-75-73=294 on her future home course.

Tubert was a member of the winning team in the summer Canon Cup West of 2010 and was first at the Under Armour/Vicky Hurst Championship.

## AS A JUNIOR (2012-13)

Emily Tubert continued her steady play for the Razorbacks as a junior in 2012-13. Tubert competed in all 11 events for Arkansas, finishing the year with a team-leading 73.41 stroke average while helping the Razorbacks to their sixth NCAA Championship appearance. Tubert had six top 10 finishes including a win at the Puerto Rico Golf Classic. She posted a 213 in Puerto Rico with rounds of 70-70-73 for her third career win.

Tubert tied for third at the SEC Championship and was selected as an SEC Golfer of the Week twice, First-Team All-SEC, Golfweek All-America honorable mention and National Golf Coaches Association All-Scholar team member. Tubert also won the Razorback Athletic De-

## TUBERT'S CAREER TOTALS

Season	No Tour	No Rds.	Avg. Score	Vs. Par	Low Rd.	Par or better	Wins	Best Fin.
2010-11	12	37.0	72.16	0.41	63	19	3	1
2011-12	10	30.0	72.50	0.77	68	14	0	t2
2012-13	11	34.0	73.41	1.50	70	13	2	1
Career	33	101.0	72.68	0.88	63	46	5	1

partment's Red Tie Salute to Excellence Spirit Award. Tubert was a member of the Razorback Athletic Department's Athletic Director's List with a GPA from 3.50-3.99 for the fall 2012 and spring 2013 semesters.

## AS A SOPHOMORE (2011-12)

Tubert picked up her second First-Team All-America, First-Team All-SEC and National Golf Coaches Association All-Scholar team honors in 2012. She paced the team to the program's 10th NCAA Regional Championship and the team's fifth NCAA Championship as a sophomore. Tubert led Arkansas with a 72.50 stroke average and shot 0.77 versus par in 2011-12. She had four rounds in the 60's and 14 rounds of par or better. Tubert finished her season as the top-ranked player in the SEC and the second-ranked player in the country as a sophomore.

Tubert competed in all but one event for Arkansas in 2011-12, missing the final fall event to take part in The Spirit International. She opened the fall with a tie for 16th then a tie for 15th at the Mason Rudolph and Tar Heel Invitationals, respectively, then vaulted up the leaderboard to a tie for seventh at the Mercedes-Benz. Tubert opened the spring with a bang and a tie for second at the Lady Puerto Rico Invitational, the first of five top five finishes in 2012. Tubert was a member of the Razorback Athletic Department's Athletic Director's List with a GPA from 3.50-3.99 for the spring 2012 semester and on the Academic Champions List (4.00) in the fall 2011.

## AS A FRESHMAN (2010-11)

Tubert wasted no time in making her name known on the collegiate golf scene during her freshman campaign. Tubert won three tournaments, had nine top 10 finishes, earned All-Southeastern Conference and All-America honors while also finding a spot on the National Golf Coaches Association All-Scholar Team. Not bad for someone who had only been playing golf for six years.

Tubert opened her college career with a win at the Susie Maxwell Berning Classic firing a 211 (69-72-70). She followed up with a runner-up finish at the Mercedes Benz Collegiate with a 219 (74-73-72) before

## CAREER RESULTS

### 2012-13 (Junior Season)

Date	Event	Place	Score	To Par
Sept. 10-12	Old Waverly Invitational	T7	72-77-72=219	+3
Oct. 12-14	Lady Tar Heel Invitational	T32	77-78-70=225	+9
Oct. 28-30	Betsy Rawls Longhorn Invitational	T11	71-74-72=217	+1
Feb. 12-14	Puerto Rico Golf Classic	1	70-70-73=213	-3
Feb. 24-25	Westbrook Invitational	T22	79-74-73=226	+10
March 8-10	Darius Rucker Intercollegiate	8	76-70-72=218	+5
March 22-24	LSU Golf Classic	1	72-72-72=216	E
March 29-31	The Bryan Collegiate	T7	73-71-75=219	+3
April 19-21	SEC Championship	T3	76-74-76=226	+10
May 9-11	NCAA Regional Championship	T18	73-73-70=216	E
May 21-25	NCAA Championship	T50	75-73-74-79=301	+13

### 2011-12 (Sophomore Season)

Date	Event	Place	Score	To Par
Sept. 23-25	Mason Rudolph Fall Preview	T16	74-74-72=220	+4
Oct. 7-9	Lady Tar Heel Invitational	T15	72-75-70=217	+1
Oct. 21-23	Mercedes-Benz SEC/Pac 12	T7	75-69-73=217	+1
O. 31-Nov. 2	Betsy Rawls Longhorn Invitational	DNP		
	The Spirit International			

Feb. 12-14	Lady Puerto Rico Classic	2	71-70-74=215	-1
March 2-4	Darius Rucker Intercollegiate	T20	73-77=150	+8
March 16-18	Gator SunTrust Invitational	T4	72-70-68=210	E
M. 30-April 1	Liz Murphey Collegiate Classic	T3	72-70-69=211	-5
April 20-22	SEC Championship	3	78-70-73=221	+5
May 10-12	NCAA Central Regional	T4	75-75-68=218	+2
May 22-25	NCAA Championship	T33	73-74-77-72=296	+8

### 2010-11 (Freshman Season)

Date	Event	Place	Score	To Par
Sept. 24-26	Susie Maxwell Berning Classic	1	69-72-70=211	-5
Oct. 8-10	Mercedes Benz Collegiate	2	74-73-72=219	+3
Oct. 25-27	Las Vegas Collegiate Showdown	1	63*-68-74=205*	-11
Nov. 5-7	Pac 10-SEC Challenge	T38	71-76-78=225	+12
Feb. 21-22	Central District Invitational	T30	73-77-76=226	+10
March 6-7	SunTrust Gator Invitational	T3	76-71-69=216	+6
March 11-13	LSU Invitational	3	78-70-71=219	+3
March 25-26	Mountain View Collegiate	1	68-72-67=207	-9
April 1-3	Liz Murphey Collegiate	2	72-73-69=214	-2
April 15-17	SEC Championship	T4	69-72-74=215	-1
May 5-7	NCAA Central Regional Champ.	T3	75-69-75=219	+3
May 17-20	NCAA Championship	T19	76-73-71-74=294	+6

\*School Record



winning again at the Las Vegas Collegiate Showdown. Tubert stunned the field in Vegas shooting an 11-under 205 (63-68-74). Her three-day total is the school record as is her first round 63. Tubert's mark of 11-under 205 is the lowest collegiate round in recent NCAA history.

With the spring season underway, Tubert tied for third at the Sun-Trust Gator Invitational with a 216 (76-71-69) and had sole possession of third the following week at the LSU Invitational shooting 219 (78-70-71). Those events served as a warm-up for her third win of the year at the MountainView Collegiate shooting 207 (68-72-67), tying the second-best three-round total in school history. Tubert then went on to tie for fourth-place at the SEC Championship with a 215 (69-72-74) in Auburn, followed by a tie for third at her first-ever NCAA Regional Championship with a 219 (75-69-75). Tubert finished tied for 19th in her first-ever NCAA Championship becoming the lowest finishing Razorback freshman at the event. She shot 294 (76-73-71-74) tying the fourth-best score over rounds in program history.

Tubert led the

team in scoring average with a 72.16 mark, and was the top-ranked freshman in the SEC earning both SEC First-Team as well as SEC Co-Freshman of the Year honors. She finished the season in the top five in every single-season statistical category and in nearly all of the career categories at Arkansas. She holds school records for rounds played (tied with 37), low round (63), low round versus par (63), low 36 hole total (131) and low 54 hole total (205). Tubert was a member of the Razorback Athletic Department's Athletic Director's List with a GPA from 3.50-3.99 for the fall 2010 and spring 2011 semesters.

#### PRIOR TO ARKANSAS

Tubert joined the Razorbacks from Burbank, Calif., where she was a three-year team captain at John Burroughs High. While competing for her high school, Tubert earned four MVP honors, is a two-time Pacific League Champion, earned All-Area Player of the Year in 2008 and 2009, Player of the Decade in 2009, was an All-Area First-Team in 2007, All-Area Second Team in 2006, reached the CIF Finals all four years and the State prelims in 2007 and 2009.

In addition to high school golf, Tubert's career included 14 top 10 finishes in AJGA tournaments. She is a three-time Junior All-American (AJGA Rolex First-Team in 2010, AJGA HP Scholastic in 2009 and AJGA Rolex in 2008). Tubert added the CIF SS 2009 crown to her resume winning the event the day after she signed. Tubert's other interests include AJGA Youth Leadership Club, Girls Scouts of America and Habitat for Humanity. She

#### TUBERT'S QUICK FACTS

- Career Low: 63, first round, Las Vegas Showdown
- Lowest round in recent NCAA memory
- Career Best: 205, Las Vegas Showdown, 2011
- School record 63 and 205 at Las Vegas
- SEC Co-Freshman of the Year, SEC First-Team 2012, 2013
- NGCA All-American, 2011, 2012, 2013
- T19 NCAA Championship best finish by freshman in program history
- Member of the SEC Academic Honor Roll, 2011, 2012, 2013
- Member of the Athletic Department Honor Roll, 2011, 2012, 2013
- 2012 Curtis Cup member
- Selected to The Spirit International Amateur Golf Championship
- 2013 U.S. Women's Open participant

is a participant in the California Scholarship Federation, tutoring middle school math students and she has worked on the Burbank City Rose Float. Tubert was Prom Queen and the quarterback of the winning powder-puff football team as a senior.

#### PERSONAL

Emily Liliana Tubert is one of two daughters of Marcelo and Lori Tubert. Father, Marcelo, was born in Argentina, and Tubert has a younger sister, Sarah, who plays volleyball for the USA National Deaf Women's Volleyball Team. She is studying broadcast journalism at Arkansas.



# GABRIELA LOPEZ

## AMATEUR CAREER

As a sophomore-to-be Gabriela Lopez took part in several amateur events during the summer months. Lopez tied for second at a U.S. Women's Amateur qualifier and reached the first round of match play at the amateur.

She finished third at the Canadian Amateur shooting 69-75-71-68 = 283 in Beloeil, Qubec, and took part in the Northwest Arkansas LPGA Championship on a sponsor's exemption shooting 79-74 = 153.

Lopez had a busy summer of amateur golf before joining the Razorbacks in the fall of 2012. Lopez joined future Razorback teammate Emily Tubert at The Spirit International in November of 2011 in an international event in Texas.

She then joined former Razorback Stacy Lewis at the 2012 U.S. Women's Open in Kohler, Wis. Although she did not make the cut, the experience propelled her on to the 110th North & South Amateur Championship. Lopez posted a 221 playing 15th overall in stroke play before being eliminated in match play.

## AS A FRESHMAN (2012-13)

Lopez was immediately impactful for the Razorbacks as a freshman. Lopez competed in all 11 team events on one as an individual with a 73.77 stroke average ranking second on the team. Lopez opened her Razorback career shooting a 210 with rounds of 72-70-68, tying the eighth-best three round total in program history.

She improved on that with a 208 shooting 72-70-66 at the Westbrook Invitational. Her 208 ranks tied for the fourth-best round and her 66 in her final round ties the school record for best single round. Lopez finished the year with four top 10 finishes and picked up her first collegiate win at the Westbrook Invitational in February.

## LOPEZ'S CAREER TOTALS

Season	No Tour	No Rds.	Avg. Score	Vs. Par	Low Rd.	Par or better	Wins	Best Fin.
2012-13	12	35.0	73.77	1.86	66	14	1	1
Career	12	35.0	73.77	1.86	66	14	1	1

Lopez was selected to the Southeastern Conference All-Freshman Team and was an All-SEC Second-Team selection as a freshman. Lopez was named an honorable mention All-American by *Golfweek*, earned SEC Freshman of the Week honors and is a National Golf Coaches Association All-Scholar selection.

Lopez was a member of the Razorback Athletic Department's Athletic Director's List with a GPA from 3.50-3.99 for the fall 2012 and spring 2013 semesters.

## PRIOR TO ARKANSAS

Gabriela Lopez checks in from Mexico City, Mexico, where she attended Colegio Sagrado Corazon.

Lopez took up golf when she was four years old and played in the 2011 U.S. Women's Amateur. She most recently competed in The Spirit International against future Razorback teammate Emily Tubert and is currently ranked 14th by the *Golfweek* prep rankings.

Lopez was asked about her decision to attend Arkansas in an interview at the U.S.

W o m -

en's Amateur.

"It was a tough decision," she said. "I have many choices. I had many opportunities. There were about 30 schools interested in me. I think the coach has to be very nice with you. I think all the team [has to be right] because you have to play with them four years of my life."

## PERSONAL

Maria Gabriela Lopez Butron was born Nov. 9, 1993, and is the daughter of Jose and Gabriela and has younger twin brothers, Jose Luis and Fernando.

## CAREER RESULTS

2012-13 (Freshman Season)

Date	Event	Place	Score	To Par
Sept. 10-12	Old Waverly Invitational	2	72-70-68=210	-6
Oct. 12-14	Lady Tar Heel Invitational	T25	76-74-73=223	+7
Oct. 28-30	Betsy Rawls Longhorn Invitational	5	72-69-71=212	-4
Feb. 2	Lady Bulldog Ind. Championship	T5	39-36=75	+3
Feb. 12-14	Puerto Rico Golf Classic	T34	73-73-83=229	+13
Feb. 24-25	Westbrook Invitational	1	72-70-66=208	-8
March 8-10	Darius Rucker Intercollegiate	T22	71-74-79=224	+11
March 22-24	LSU Golf Classic	T16	71-76-81=228	+12
March 29-31	The Bryan Collegiate	T13	72-71-77=220	+4
April 19-21	SEC Championship	T28	82-75-76=233	+17
May 9-11	NCAA Regional Championship	T26	72-73-73=218	+2
May 21-25	NCAA Championship	T85	73-78-76-80=307	+19

\*School Record

## LOPEZ'S QUICK FACTS

- First career win at Westbrook Invitational
- Tied school record with 66 at Westbrook Invitational
- Second-Team All-SEC
- SEC All-Freshman Team



SOPHOMORE | 5-6 | MEXICO CITY, MEXICO/COLEGIO SACRADO





# REGINA PLASENCIA

## AMATEUR CAREER

As an amateur in the summer of 2013, Regina Plasencia qualified for the U.S. Women's Amateur. Plasencia was eliminated in the stroke play portion of the U.S. Women's Amateur. She also took part in the North-South Amateur and reached the round of 64 in match play at the Women's Western Amateur last summer. Plasencia carded a 66 in the stroke play portion of the event tying teammate Olivia Lavy for the course record at the event.

Plasencia closed out the summer of 2012 in style reaching the round of eight at the Women's Trans National in Elgin, S.C. Plasencia finished stroke play tied for fifth overall shooting 147 in two rounds.

## AS A FRESHMAN (2012-13)

Plasencia joined the Razorbacks and wasted no time jumping into the lineup and competing. Plasencia took part in 11 team events and one individual championship as a freshman and posted two top 10 finishes in her first season of college golf.

Plasencia's best finish was a tie for sixth at the Westbrook Invitational where she shot a 219 with rounds of 74-73-72. Her 219 tied her performance at the Betsy Rawls Longhorn Invitational and ranks as her collegiate career-best round. Her best individual round was a 68 on day two of the season opener at Ole Waverly. Plasencia finished the season with a 75.86 stroke average and was selected to the Southeastern Conference All-Freshman Team in 2013.

Plasencia was a member of the Razorback Athletic Department's Honor Roll List with a GPA from 3.00-3.49 for the spring 2013 semester.

## PRIOR TO ARKANSAS

Regina Plasencia joins the Razorbacks and adds international flair to the Razorbacks checking in from Guadalajara, Mexico.

Plasencia attended Instituto Alpes San Javier in Guadalajara, Mexico, and is a member of the LPGA Futures Tour as an amateur. She took part in the LPGA MasterCard Classic in 2009 and the LPGA Corona Morelia in 2009 and 2010. Plasencia played in the AJGA Polo Golf Junior Classic, the Optimist International Tournament of Champions and the Callaway Junior World Championships in 2010.

Some of her more recent events include the Santorini Riviera Nayarit Classic as a special invitee where she shot a 152 (81-17) in April.

## PERSONAL

Regina Plasencia is the daughter of Luis and Regina Plasencia of Guadalajara, Mexico.



## CAREER RESULTS

2012-13 (Freshman Season)

Date	Event	Place	Score	To Par
Sept. 10-12	Old Waverly Invitational	T18	77-68-80=225	+9
Oct. 12-14	Lady Tar Heel Invitational	T55	78-83-70=231	+15
Oct. 28-30	Betsy Rawls Longhorn Invitational	T14	72-71-76=219	+3
Feb. 2	Lady Bulldog Ind. Championship	T8	37-39=76	+4
Feb. 12-14	Puerto Rico Golf Classic	T34	73-81-79=233	+17
Feb. 24-25	Westbrook Invitational	T6	74-73-72=219	+3
March 8-10	Darius Rucker Intercollegiate	T58	78-77-80=235	+22
March 22-24	LSU Golf Classic	27	78-73-79=230	+13
March 29-31	The Bryan Collegiate	T23	75-73-74=222	+6
April 19-21	SEC Championship	T28	76-81-76=233	+17
May 9-11	NCAA Regional Championship	T60	73-75-77=225	+9
May 21-25	NCAA Championship	T85	77-73-80-77=307	+19

## PLASENCIA'S QUICK FACTS

- Best finish tie for sixth at Westbrook Invitational
- Made travel team for all tournaments as a freshman
- SEC All-Freshman Team



**PLASENCIA'S CAREER TOTALS**

<b>Season</b>	<b>No Tour</b>	<b>No Rds.</b>	<b>Avg. Score</b>	<b>Vs. Par</b>	<b>Low Rd.</b>	<b>Par or better</b>	<b>Wins</b>	<b>Best Fin.</b>
2012-13	12	35.0	75.86	3.94	68	5	0	T6
<b>Career</b>	<b>12</b>	<b>35.0</b>	<b>75.86</b>	<b>3.94</b>	<b>68</b>	<b>5</b>	<b>0</b>	<b>T6</b>



# OLIVIA LAVY

## AMATEUR CAREER

Olivia Lavy took part in a U.S. Women's Amateur qualifier and the North-South Amateur Championship in the summer of 2013. She reached the round of 32 at the Women's Western Amateur and shot a 66 in the stroke play portion of the event tying teammate Regina Plasencia for the course record.

Lavy joined her future collegiate teammates at the 110th North & South Amateur Championship in Pinehurst, S.C., in July 2012. She carded a 161 and did not make the cut. Lavy finished 29th in stroke play action and moved into the round of 32 in match play at the 113th Women's Western Golf Association Amateur in Dayton, Ohio, in June 2013.

## 2012-13 SEASON (FRESHMAN)

Lavy redshirted the 2012-13 season. Lavy was a member of the Razorback Athletic Department's Athletic Director's List with a GPA from 3.50-3.99 for the fall 2012 and spring 2013 semesters.

## PRIOR TO ARKANSAS

Lavy, a Fayetteville, Ark., native is the third member of her family to sign with the Razorbacks joining sisters former Razorback Brittany, and current Razorback Emma as members the team.

"We are excited to close out our 2012 recruiting class with Olivia," Estes-Taylor said. "(Assistant coach) Mike (Adams) and I have watched Olivia grow and mature on and off the golf course for the past five years. Olivia was born and raised in Fayetteville and anytime you have an opportunity to keep a local kid home it is a great bonus. Olivia brings an incredible passion for the Razorbacks and will add a unique dimension with that regard. On the golf course, I know Olivia is making great strides with her golf swing and maturity. She is a sponge to learn and I know that Mike and I can help her continue to get the most out of her game. She has great length and gets better every time she competes. I'm excited to get Olivia into our routine and system and watch her prosper and grow."

Lavy is a four-time all-state and all-conference selection and has paced the Bulldogs to four state and conference titles. She is a three-time state championship medalist and two-time player of the year.

## PERSONAL

Born Oct. 6, 1993, Olivia Anne Lavy is the daughter of Trevor and Kellie Lavy of Fayetteville. She has three older sisters, Brittany, Hannah and Emma and a younger sister Anna-Grace.





REDSHIRT FRESHMAN | 5-9 | FAYETTEVILLE, ARKANSAS/FAYETTEVILLE HS



# KAYLI QUINTON

## AS AN AMATEUR

Kayli Quinton took part in a U.S. Women's Amateur qualifier but did not advance.

## 2012-13 SEASON (FRESHMAN)

Quinton redshirted the 2012-13 season. Quinton was a member of the Razorback Athletic Department's Academic Champions List with a perfect 4.0 grade point average in both the fall 2012 and spring 2013 semesters.

## PRIOR TO ARKANSAS

Quinton checks in from Houston, Texas, where she was home-schooled under the direction of the University of Texas High School. She is a three-time Greater Houston City Junior Championship winner, and an AJGA Rolex Junior All-American Honorable Mention selection.

Quinton won the Genesis Shootout in July shooting a one-under 71 in the final round at Fair Oaks Ranch Country Club. In addition, she was a 2011 U.S. Women's Amateur Sectional winner shooting a 70 at Barton Creek Resort in Austin, Texas. She is ranked 13th in the Golf-week class of 2012 rankings.

"Kayli is a young lady that we have been watching develop for many years," Estes-Taylor said. "She has one of the greatest work ethics and passion for the game that I have ever seen. She works extremely hard and that work is starting to pay off. She has gained 30-40 yards in length and has really elevated her game over the past year. She works with Stacy Lewis's former instructor and he has done an awesome job developing Kayli's golf swing. She was just named an AJGA Junior All-American and I believe this is the first of many accolades that this young lady will gain in her career. Kayli is also a very strong student and looks forward to pursuing a degree in engineering. Kayli is a complete student-athlete and will add so much to our team on the golf course and in the classroom."

## PERSONAL

Born Oct. 9, 1993, Kayli Annette Quinton is the youngest of two children to Jimmy and Mi Quinton of Houston, Texas. She has an older brother, Kolton, and plans to major in engineering at Arkansas.



REDSHIRT FRESHMAN | 5-7 | HOUSTON, TEXAS/UNIV. OF TEXAS HS



# SUMMAR ROACHELL

## AS AN AMATEUR

As a amateur prior to joining the Razorbacks for the fall semester, Summar Roachell had a chance to play with her future teammates at an event. Roachell took part in the North-South Amateur Championship but was eliminated in the first round of match play. Also at the event was Emma Lavy, Olivia Lavy and Regina Plasencia. Roachell took part in a U.S. Women's Amateur qualifier but did not advance.

## PRIOR TO ARKANSAS

Summar Roachell signed a National Letter of Intent in November joining the Razorback women's golf team for the 2013-13 season.

A 2013 Conway (Arkansas) High graduate, Roachell's amateur and prep accolades are many but one of the highlights was her selection to the U.S. Junior Solheim Cup Team. The 12-member team represented the United State against Europe in Ireland last year. Roachell is also a four-time Class 7A State Champion, four-time all-state and all-conference selection, a two-time Rolex Junior All-American (2011, 2012) and she is the youngest player to win the state match play for juniors. Roachell paced the Wampus Cats to four conference titles and four state runner-up finishes in high school.

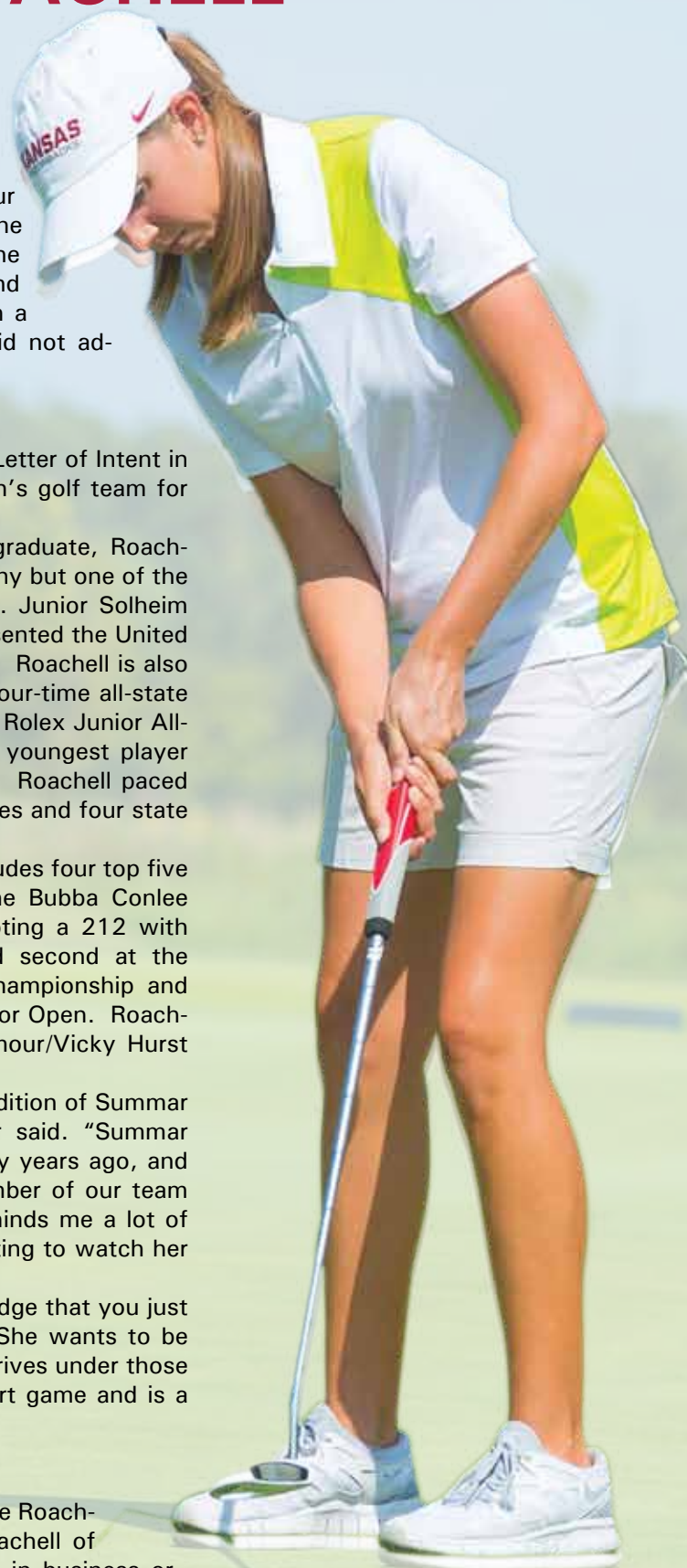
Roachell's 2012 amateur career includes four top five finishes in seven events. She won the Bubba Conlee National Junior in Bartlett, Tenn., shooting a 212 with rounds of 71-70-71. Roachell placed second at the AJGA Under Armour/Hunter Mahan Championship and was third at the AJGA Stacy Lewis Junior Open. Roachell placed fifth at the AJGA Under Armour/Vicky Hurst Championship as well.

"I am so excited to announce the addition of Summar to our Razorback family," Estes-Taylor said. "Summar came to my junior girls' golf camp many years ago, and I knew then she had to become a member of our team when she became old enough. She reminds me a lot of the way I played the game and it's exciting to watch her compete.

"Summar possesses a competitive edge that you just can't teach," Estes-Taylor continued. "She wants to be the one making a putt to win and she thrives under those conditions. She has an outstanding short game and is a complete player."

## PERSONAL

Born Nov. 22, 1994, Summar Nichole Roachell is the only child of Bill and Lisa Roachell of Conway, Ark. Roachell plans to major in business or sport management and lists former Razorback Stacy Lewis as her favorite athlete.







# 2012-13 REVIEW



*The Razorback women's golf team had a good time at the Betsy Rawls Longhorn Invitational last season.*

## RAZORBACKS TIE FOR 13TH

University of Arkansas senior Victoria Vela wrapped up her Razorback women's golf career pacing her fifth-ranked team to a tie for 13th-place finish at the 2013 NCAA Championship in Athens, Ga. Challenging conditions met the Razorbacks out of the gates in the final round with swirling winds that gusted to 20-plus miles per hour. The temperatures crept up and the greens got faster as the round wore on. Arkansas finished the day with a 309 and had rounds of 296-293-302-309 for 1200 overall. Vela was plus-four in the final round leading the team and paced Arkansas for the event, shooting 298 with rounds of 74-71-77-76. Vela finished the tournament tied for 37th overall. Emily Tubert shot 301 carding rounds of 75-73-74-79 and freshman Gabriela Lopez shot 74-76-75-77 for 302. Junior Emma Lavy posted 73-78-76-80 for 307 while freshman Regina Plasencia also shot 307 with rounds of 77-73-80-77. Tubert tied for 50th overall and Lopez tied for 58th. Lavy and Plasencia tied for 85th overall.

## RAZORBACKS ADVANCE OUT OF EAST REGIONAL

The fifth-ranked University of Arkansas women's golf team tied for third place at the 2013 NCAA East Regional Championship qualifying for the NCAA Championship in Athens, Ga., May 21-24. Arkansas finished with a final round 287 to tie for third place with an 864. The tie for third is the program's best NCAA Regional finish bettering the fourth-place finish two seasons ago. That finish propelled the Razorbacks to the program's sixth NCAA

## 2012-13 WOMEN'S GOLF

### AWARDS

#### SEC Women's Golf

**Community Service Team**  
Victoria Vela

#### All-SEC Team

Emily Tubert	First Team
Gabriela Lopez	Second Team
	All-SEC Freshman Team
Regina Plasencia	All-SEC Freshman Team

#### National Golf Coaches

##### Association All-America

Emily Tubert	Honorable Mention
Gabriela Lopez	Honorable Mention

#### National Golf Coaches

##### Association All-Scholar Team

Gabriela Lopez, Emily Tubert, Victoria Vela

#### Athletic Department Honor Roll

##### Academic Champion

Fall 2012	Kayli Quinton
Spring 2013	Emily Podzielinski,
	Kayli Quinton, Victoria Vela

#### Athletic Director's List

Fall 2012	Emma Lavy, Olivia Lavy,
	Hally Leadbetter, Gabriela Lopez,
	Regina Plasencia, Emily Tubert,
	Victoria Vela
Spring 2013	Emma Lavy, Olivia Lavy,
	Hally Leadbetter, Gabriela Lopez,
	Emily Tubert

#### Honor Roll

Fall 2012	Emily Podzielinski
Spring 2013	Regina Plasencia,
	Meagan Roberts

#### SEC Spring Academic Honor Roll

Emma Lavy, Hally Leadbetter,  
Emily Podzielinski, Meagan Roberts,  
Emily Tubert, Victoria Vela

#### SEC First-Year Academic Honor Roll

Olivia Lavy, Gabriela Lopez,  
Kayli Quinton, Regina Plasencia

Championship team appearance in history and the third consecutive for Arkansas. Emma Lavy paced Arkansas and finished tied for 11th overall. The Fayetteville, Ark., native shot 214 with rounds of 67-75-72. Junior Emily Tubert and senior Victoria Vela tied for 18th overall shooting 216. Tubert shaved three strokes off her previous rounds shooting a two-under 70 in the second round to go with her 73-73 from the first two days. Vela post-



# 2012-13 REVIEW

ed her best-ever NCAA Regional finish and shot 71-73-72 for her 216. Freshman Gabriela Lopez tied for 26th overall with a 218. Lopez carded 72-73-73 in her first-ever collegiate postseason appearance. Freshman Regina Plasencia tied for 60th overall shooting a 225 with 73-75-77 for the Razorbacks.

## RAZORBACKS HAVE NINE TOP 5; SIX TOP THREE FINISHES

The Razorback women's golf team posted nine top five finishes, six top three finishes and won one tournament in the 2012-13 season. The fall season saw the Razorbacks finish third twice and tie for fifth in the three-event season.

The Razorbacks opened the spring with back-to-back second place showings at the Puerto Rico Golf Classic and the Westbrook Invitational. In addition, Arkansas had the medalists in both those events with junior Emily Tubert winning in Puerto Rico and freshman Gabriela Lopez picking up the individual title at the Westbrook.

The Razorbacks picked up the team title at the LSU Golf Classic in Baton Rouge, La., March 24. The Razorbacks were 10-stroke winners and led the event wire-to-wire.

## THREE RAZORBACKS EARN ALL-SEC HONORS

Emily Tubert, Gabriela Lopez and Regina Plasencia earned All-Southeastern Conference honors for the 2012-13 season.

Tubert, a junior from Burbank, Calif., earned her third consecutive first-team honor. Lopez, a freshman from Mexico City, Mexico, is an All-SEC Second-Team selection. Lopez and freshman Regina Plasencia were also selected to the SEC's All-Freshman team. Tubert had two wins under her belt running her career total to five victories with the Razorbacks. She had five top 10 finishes in 10 events and posted a season-low round 70 three times. Tubert is a two-time National Golf Coaches Association All-Scholar Team selection and has twice earned selection to the SEC Academic Honor Roll.

Lopez had four top five finishes as a true freshman for the Razorbacks. She picked up her first collegiate win at the Westbrook Invitational shooting a career-best 209 with rounds of 72-70-66. Her final round 66 ties the Arkansas school record for lowest single day score. Lopez and Plasencia were both selected to the SEC All-Freshman team. It is the first time in Razorback program history that Arkansas has had multiple selections.

Plasencia, a Guadalajara, Mexico, native, took part in 11 events as a true freshman. She had a career-best score of 219 twice. Plasencia posted a career-low round of 68 on day two of the Ole Waverley Bulldog Invitational.



*Senior Victoria Vela wrapped up her career as a Razorback last season.*



# 2012-13 REVIEW



## **ADAMS NAMED NATIONAL ASSISTANT COACH OF THE YEAR**

Mike Adams earned National Golf Coaches Association Assistant Coach of the Year the coaches association announced at an awards banquet following the National Championship. Adams joined the University of Arkansas as the assistant women's golf coach in August 2007, but his association with current Arkansas head coach Shauna Estes-Taylor began when he was her coach throughout her junior years, her collegiate career and while she was on tour as a professional player. Since joining the Razorback program, Adams has assisted Arkansas to the top four finishes at the SEC Championship, seven consecutive NCAA Regional appearances and four NCAA Championship appearances including three in a row. He is the second Razorback women's golf assistant to earn NGCA Assistant Coach of the Year, Estes-Taylor who earned the award in her final season as a Razorback assistant in 2007.

## **VELA NAMED TO SEC COMMUNITY SERVICE TEAM**

Victoria Vela was selected to the Southeastern Conference's Community Service Team in 2012-13. Vela was one of 14 student-athletes selected and is the 10th Razorback women's golfer selected since the award began in 2003-04. Some of Vela's community service activities this year include volunteering with the Book Hogs Read To Win Program, the Sweat Haws Physical Fitness Program, Special Olympics and the Richardson Center Helping the Homeless. Vela participated in Feeding My Starving Children, the SEC Together We CAN Food Drive, the Jingle Bell 5K Run for Rheumatoid Arthritis and Lift Up America. The Mansfield, Texas, native is a three-time selection to the National Golf Coaches Association All-Scholar Team and a three-time member of the SEC Academic Honor Roll as well as a member of the Arkansas honor roll every semester of her collegiate career. This season, she paced the No. 5 Razorbacks to a tie for 13th at the NCAA Championship. Vela tied for 37th overall shooting a 298 with a 71 in the second round. She finished the year with a personal best 74.81 stroke average and played in 41 tournaments over her four-year career. Vela graduated in May with a degree in business.



## **2013-14 ARKANSAS RAZORBACK WOMEN'S GOLF**



# 2012-13 FINAL RESULTS

DATE	TOURNAMENT/COURSE	LOCATION/HOST	SCORES	TO PAR
Sept. 10-12	Old Waverly Invitational Old Waverly Golf Club	West Point, Miss. Ole Miss	294-291-297 = 882 3rd/11 teams	+ 18
Oct. 12-14	Lady Tar Heel Invitational Finley Golf Course	Chapel Hill, N.C. North Carolina	301-297-290 = 888 t5th/18 teams	+ 24
Oct. 28-30	Betsy Rawls Longhorn Invitational Texas Golf Course	Austin, Texas Texas	288-288-288 = 864 3rd/15 teams	E
Feb. 12-14	Puerto Rico Golf Classic Rio Del Mar Ocean Course	Rio Grande, PR Purdue	291-296-297 = 884 2nd/15 teams	+ 20
Feb. 24-25	Westbrook Invitational Westbrook Village	Peoria, Ariz.	296-287-284 = 867 2nd/13 teams	+ 20
March 8-10	Darius Rucker Intercollegiate Long Cove Club	Hilton Head Island, SC South Carolina	293-298-298 = 889 t5th/15 teams	+ 37
March 22-24	LSU Invitational University Club	Baton Rouge, La. LSU	293-297-309 = 899 1st/14 teams	+ 35
March 29-31	The Bryan Collegiate Bryan Park Champions Course	Browns Summitt, N.C. Wake Forest/NC State	294-289-290 = 873 2nd/17 teams	+ 9
April 19-21	SEC Championship Greystone Founders Course	Birmingham, Ala. SEC	313-308-302 = 923 t7th/14 teams	+ 59
May 9-11	NCAA East Regional Auburn University Club	Auburn, Ala. Auburn/NCAA	283-294-287 = 864 t3/24 teams	E
May 21-24	NCAA Championship UGA Golf Course	Athens, Ga. Georgia/NCAA	296-293-302-309 = 1200 T13/24 teams	+ 48



# 2012-13 RESULTS

## OLD WAVERLY INVITATIONAL

West Point, Miss. || Old Waverly Golf Club  
Sept. 10-12, 2012 || Par 72 || 6204 Yards

1	#40 Kentucky	294-294-290=878	+14
2	#34 Tulane	290-296-294=880	+16
3	<b>#35 ARKANSAS</b>	<b>294-291-297=882</b>	<b>+18</b>
4	#87 Mississippi State	297-301-300=898	+34
T5	#119 Murray State	302-316-294=912	+48
T5	#120 So Mississippi	307-300-305=912	+48
7	#60 Kennesaw State	309-300-306=915	+51
8	#51 South Florida	307-314-296=917	+53
9	#136 Cincinnati	309-298-311=918	+54
10	#97 Memphis	308-317-308=933	+69
11	#144 South Alabama	328-313-321=962	+98

### Arkansas Individuals

5	Emma Lavy	70-71-73=214	-2
T7	Emily Tubert	72-75-72=219	+3
T18	Regina Plasencia	77-68-80=225	+9
T21	Meagan Roberts	75-79-72=226	+10
T38	Emily Podzielinski	77-77-82=236	+20
2	Gabriela Lopez (Ind.)	72-70-68=210	-6

## RUTH'S CHRIS LADY TAR HEEL INVITATIONAL

Chapel Hill, N.C. || UNC Finley Golf Course  
Oct. 12-14, 2012 || Par 72 || 6379 Yards

1	21 North Carolina	288-293-291=872	+8
T2	43 Mississippi	299-297-289=885	+21
T2	34 Baylor	288-303-294=885	+21
4	5 Duke	296-301-290=887	+23
T5	24 Virginia	286-309-293=888	+24
<b>T5</b>	<b>30 ARKANSAS</b>	<b>301-297-290=888</b>	<b>+24</b>
7	13 NC State	300-295-294=889	+25
8	LSU	294-302-297=893	+29
9	4 Florida	301-292-302=895	+31
10	8 Michigan State	302-298-300=900	+36
11	Louisville	304-297-301=902	+38
T12	25 South Carolina	298-301-311=910	+46
T12	25 Kentucky	305-305-300=910	+46
14	11 Auburn	311-308-302=921	+57
15	45 UCF	307-314-303=924	+60
16	47 Wake Forest	304-310-312=926	+62
17	Colorado	311-312-307=930	+66
18	Michigan	319-304-324=947	+83

### Arkansas Individuals

T19	Victoria Vela	72-73-77=222	+6
T25	Gabriela Lopez	76-74-73=223	+7
T32	Emily Tubert	77-78-70=225	+9
T38	Emma Lavy	76-72-79=227	+11
T55	Regina Plasencia	78-83-70-231	+15

## BETSY RAWLS LONGHORN INVITATIONAL

Austin, Texas || Univ. of Texas Golf Club  
Oct. 28-30, 2012 || Par 72 || 6344 Yards

T1	4 Florida	293-280-290=863	-1
T1	10 Alabama	284-289-290=863	-1
3	<b>19 ARKANSAS</b>	<b>288-288-288=864</b>	<b>E</b>
4	8 Arizona State	290-286-293=869	+5
5	Tulsa	298-288-297=883	+19
6	39 Texas	297-289-304=890	+26
7	28 Denver	294-296-302=892	+28
8	40 UCLA	304-301-289=894	+30
9	30 Pepperdine	307-295-295=897	+33
10	36 UNLV	298-298-302=898	+34
11	Kent State	300-298-303=901	+37
12	23 Auburn	299-298-306=903	+39
13	TCU	311-297-299=907	+43
14	New Mexico	313-292-311=916	+52
15	Illinois	312-317-298=927	+63

### Arkansas Individuals

5	Gabriela Lopez	72-69-71=212	-4
T11	Emily Tubert	71-74-72=217	+1
T15	Regina Plasencia	72-71-76=219	+3
T21	Victoria Vela	73-74-74=221	+5
T21	Emma Lavy	73-77-71=221	+5

## 2013 LADY BULLDOG INDIVIDUAL CHAMPIONSHIP

Athens, Ga. || UGA Golf Course || Feb. 2, 2013  
Par 72 || 6335 Yards

T5	Gaby Lopez	(39-36) 75	+3
T6	Regina Plasencia	(37-39) 76	+4
T19	Meagan Roberts	(41-39) 80	+8

## 2013 LADY PUERTO RICO CLASSIC

Rio Grande, PR || Rio Del Mar Ocean Course  
Oct. 12-14, 2012 || Par 72 || 6191 Yards

1	6 Alabama	293-290-288-871	+7
2	<b>12 ARKANSAS</b>	<b>291-296-297-884</b>	<b>+20</b>
3	20 Texas Tech	296-301-288-885	+21
4	TCU	293-304-298-895	+31
5	25 Iowa State	299-299-298-896	+32
6	21 NC State	304-299-299-902	+38
7	19 Purdue	303-300-301-904	+40
8	28 Kentucky	301-310-297-908	+44
T9	24 Northwestern	300-300-309-909	+45
T9	32 SMU	305-302-302-909	+45
11	29 Auburn	306-306-304-916	+52
12	Michigan	313-310-311-934	+70
13	Kent State	312-316-313-941	+77
14	36 Indiana	314-311-317-942	+78
15	Nebraska	326-326-310-962	+98

### Arkansas Individuals

1	Emily Tubert	70-70-73=213	-3
T14	Victoria Vela	75-74-74=223	+7
T18	Emma Lavy	75-79-71=225	+9
T34	Gabriela Lopez	73-73-83=229	+13
T50	Regina Plasencia	73-81-79=233	+17

## WESTBROOK INVITATIONAL

Peoria, AZ || Westbrook Village  
Feb. 24-25, 2013 || Par: 72 || Yards: 6269

1	Texas Tech	300-285-277=862	-2
2	<b>ARKANSAS</b>	<b>296-287-284=867</b>	<b>+3</b>
3	Washington	291-294-289=874	+10
T 4	Indiana	306-305-292=903	+39
T 4	Mississippi State	299-307-297=903	+39
6	Kansas State	303-305-297=905	+41
7	Washington State	314-301-291=906	+42
T 8	Eastern Michigan	308-303-300=911	+47
T 8	Wisconsin	305-301-305=911	+47
10	Iowa	304-308-300=912	+48
11	Illinois	310-309-295=914	+50
12	Colorado State Univ.	316-300-304=920	+56
13	Nebraska	315-320-296=931	+67

### Arkansas Individuals

1	Gabriela Lopez	72-70-66=208	-6
T6	Emma Lavy	71-75-73=219	+3
T6	Regina Plasencia	74-73-72=219	+3
T17	Victoria Vela	81-70-73=224	+8
T22	Emily Tubert	79-74-73=226	+10

## DARIUS RUCKER INTERCOLLEGIATE

Hilton Head Island, S.C. || Long Cove Club  
March 8-10, 2013 || Par: 71 || Yards: 6211

1	4 Alabama	297-288-291=876	+24
T2	35 LSU	295-286-299=880	+28
T2	11 Vanderbilt	296-282-302=880	+28
4	17 Arizona State	297-297-293=887	+35
T5	3 North Carolina	295-299-295=889	+37
<b>T5</b>	<b>8 ARKANSAS</b>	<b>293-298-298=889</b>	<b>+37</b>
7	19 Virginia	301-303-290=894	+42
T8	42 UCF	298-302-302=902	+50
T8	29 Tennessee	297-301-304=902	+50
10	14 Georgia	308-299-307=914	+62
11	46 South Carolina	314-305-302=921	+69
12	TCU	311-305-307=923	+71
13	Furman	313-306-305=924	+72
14	44 Wake Forest	304-320-302=926	+74
15	37 Auburn	315-316-307=938	+86

### Arkansas Individuals

8	Emily Tubert	76-70-72=218	+5
T9	Emma Lay	68-77-74=219	+6
T22	Gabriela Lopez	71-74-79=224	+11
T45	Victoria Vela	71-77-73=231	+18
T58	Regina Plasencia	78-77-80=235	+22



# 2012-13 RESULTS

## LSU TIGER GOLF CLASSIC

Baton Rouge, La. || University Club  
March 22-24, 2013 || Par: 72 || Yards: 6305

1	8 ARKANSAS	293-297-309=899	+35
2	25 Tulane	298-302-309=909	+45
3	30 LSU	306-294-312=912	+48
4	TCU	301-303-312=916	+52
T5	18 Georgia	315-293-311=919	+55
T5	Wake Forest	316-302-301=919	+55
7	29 Tennessee	305-297-319=921	+57
8	36 Kentucky	304-311-309=924	+60
9	43 Florida State	301-307-321=929	+65
10	20 NC State	302-301-327=930	+66
11	Missouri	309-315-311=935	+71
12	48 Mississippi	322-294-325=941	+77
13	Louisiana Monroe	323-319-324=966	+102
14	UNC Wilmington	335-329-328=992	+128

### Arkansas Individuals

1	Emily Tubert	72-72-72=216	E
T16	Gabriela Lopez	71-76-81=228	+12
T23	Emma Lavy	74-76-79=229	+13
27	Regina Plasencia	78-73-79=230	+14
T28	Victoria Vela	76-76-79=231	+15

## BRYAN NATIONAL COLLEGIATE

Brown's Summit, N.C. || Bryan Park Champions  
March 29-31, 2013 || Par: 72 || Yards: 386

1	15 Virginia	281-293-295=869	+5
2	6 ARKANSAS	294-289-290=873	+9
3	46 Wake Forest	297-299-289=885	+21
4	7 Vanderbilt	286-300-300=886	+22
5	5 Florida	304-292-291=887	+23
6	19 Georgia	300-295-293=888	+24
7	23 NC State	300-297-295=892	+28
8	47 South Carolina	296-301-296=893	+29
T9	2 Duke	297-307-290=894	+30
T9	43 Auburn	298-297-299=894	+30
11	9 North Carolina	294-303-300=897	+33
12	26 Michigan State	298-302-302=902	+38
13	30 Tennessee	306-304-294=904	+40
14	42 Florida State	307-302-299=908	+44
15	UNCG	316-306-305=927	+63
16	UNC Wilmington	311-310-307=928	+64
17	Louisville	304-305-321=930	+66

### Arkansas Individuals

T7	Emily Tubert	73-71-75=219	+3
T13	Gabriela Lopez	72-71-77=220	+4
T13	Victoria Vela	74-75-71=220	+4
T23	Emma Lavy	78-74-79=222	+6
T23	Regina Plasencia	75-73-74=222	+6

## 2013 SEC CHAMPIONSHIP

Birmingham, Ala. || Greystone, Founder's Course || April  
19-21, 2013

Par 72    6,401 Yards			
1	2 Alabama	304-293-302=899	+35
2	18 Georgia	306-305-302=913	+49
3	40 South Carolina	306-309-303=918	+54
4	8 Vanderbilt	309-309-301=919	+55
T5	34 Kentucky	306-308-308=922	+58
T5	Mississippi State	306-303-313=922	+58
T7	6 ARKANSAS	313-308-302=923	+59
T7	31 LSU	303-311-309=923	+59
9	32 Tennessee	312-309-308=929	+65
10	43 Auburn	321-306-306=933	+69
11	24 Texas A&M	318-309-307=934	+70
12	Mississippi	317-321-303=941	+77
13	7 Florida	315-318-319=952	+88
14	Missouri	312-321-322=955	+91

### Arkansas Individuals

T3	Emily Tubert	76-74-76=226	+10
T28	Gabriela Lopez	82-75-76=233	+17
T28	Victoria Vela	81-78-74=233	+17
T28	Regina Plasencia	76-81-76=233	+17
T47	Emma Lavy	80-81-76=237	+21

## 2013 NCAA EAST REGIONAL CHAMPIONSHIP

Auburn, Ala. || Auburn University Club || May 9-11, 2013

1	Alabama	277-277-290=844	-20
2	Tulane	283-285-284=852	-12
T3	ARKANSAS	283-294-287=864	E
T3	Oklahoma State	290-287-287=864	E
5	Texas	289-291-291=871	+7
6	Northwestern	292-298-284=874	+10
7	UCLA	288-298-289=875	+11
8	Auburn	299-284-294=877	+13
9	Tennessee	294-292-294=880	+16
10	North Carolina	290-292-305=887	+23
11	Virginia	300-298-296=894	+30
12	Kentucky	301-296-300=897	+33
13	East Carolina	301-303-301=905	+41
14	Florida International	304-301-302=907	+43
T15	UCF	312-304-292=908	+44
T15	Notre Dame	292-304-312=908	+44
17	East Tennessee St.	297-302-310=909	+45
18	Mississippi	299-308-303=910	+46
T19	Penn State	310-301-300=911	+47
T19	Chattanooga	309-298-304=911	+47
21	Texas State	301-307-306=914	+50
22	James Madison	316-305-310=931	+67
23	Eastern Kentucky	321-332-322=975	+111
24	Alabama State	335-332-327=994	+130
Arkansas Individuals			
T11	Emma Lavy	67-75-72=214	-2
T18	Emily Tubert	73-73-70=216	E
T18	Victoria Vela	71-73-72=216	E
T26	Gabriela Lopez	72-73-73=218	+2
T60	Regina Plasencia	73-75-77=225	

### Arkansas Individuals

T11	Emma Lavy	67-75-72=214	-2
T18	Emily Tubert	73-73-70=216	E
T18	Victoria Vela	71-73-72=216	E
T26	Gabriela Lopez	72-73-73=218	+2
T60	Regina Plasencia	73-75-77=225	

## 2013 NCAA CHAMPIONSHIP

Athens, Ga. || UGA Golf Course

May 21-24, 2013 || Par 72 || 6,372 Yards

1	1 Southern California	284-276-285-288=1133	-19
2	3 Duke	286-289-287-292=1154	+2
3	7 Purdue	289-289-295-300=1173	+21
4	8 UCLA	289-287-297-301=1174	+22
5	12 Arizona State	293-287-296-305=1181	+29
6	38 Auburn	305-292-285-301=1183	+31
7	2 Alabama	288-284-301-316=1189	+37
8	9 Arizona	298-295-297-300=1190	+38
T9	4 Oklahoma	291-291-300-309=1191	+39
T9	25 Michigan State	298-291-298-304=1191	+39
T9	14 Tulane	295-289-297-310=1191	+39
12	15 Oklahoma State	303-300-294-296=1193	+41
T13	5 ARKANSAS	296-293-302-309=1200	+48
T13	13 Stanford	290-288-301-321=1200	+48
15	24 Northwestern	298-293-300-310=1201	+49
16	17 UC Davis	299-297-294-313=1203	+51
17	10 Florida	299-298-305-303=1205	+53
18	6 Vanderbilt	299-289-307-311=1206	+54
19	48 San Jose State	284-303-295-327=1209	+57
20	32 South Carolina	304-305-292-310=1211	+59
21	18 Texas	299-295-304-315=1213	+61
22	35 Oregon	301-295-297-324=1217	+65
23	47 Wisconsin	301-309-297-311=1218	+66
24	40 Miss. State	300-302-292-327=1221	+69

### Arkansas Individuals

T37	Victoria Vela	74-71-77-76=298	+10
T50	Emily Tubert	75-73-74-79=301	+13
T58	Gabriela Lopez	74-76-75-77=302	+14
T85	Emma Lavy	73-78-76-80=307	+19
T85	Regina Plasencia	77-73-80-77=307	+19

# 2012-13 FINAL STATS

## SCORING STATISTICS FOR ARKANSAS

NAME	NO TOUR	NO RDS.	AVG. SCORE	VS. PAR	LOW RD.	IN 60S	PAR BETTER	OR PCT.	FIN. WINS	BEST FIN.
Emily Tubert	11	34.0	73.41	1.50	70	0	13	84.4%	2	1
Gabriela Lopez	12	35.0	73.77	1.86	66	3	14	77.4%	1	1
Emma Lavy	11	34.0	74.53	2.62	67	2	10	71.1%	0	5
Victoria Vela	10	31.0	74.81	2.90	70	0	6	74.3%	0	T13
Regina Plasencia	12	35.0	75.86	3.94	68	1	5	57.4%	0	T6
Meagan Roberts	2	4.0	76.50	4.50	72	0	1	58.5%	0	T20
Emily Podzielinski	1	3.0	78.67	6.67	77	0	0	37.3%	0	T38

### EMMA LAVY

Tourn.	Rounds	Avg. Score	Vs. Par	Adjusted
11	34.0	74.53	+2.62	+2.26

TOURNAMENT	DATE	RDS	SCORE	TO PAR	FINISH
Old Waverly Invitational	Sept. 10-12	3	70-71-73=214	-2	5
Lady Tar Heel Invitational	Oct. 12-14	3	76-72-79=227	+11	T38
Betsy Rawls Longhorn Invitational	Oct. 28-30	3	73-77-71=221	+5	T21
Puerto Rico Golf Classic	Feb. 12-14	3	75-79-71=225	+9	T18
Westbrook Invitational	Feb. 24-25	3	71-75-73=219	+3	T6
Darius Rucker Intercollegiate	March 8-10	3	68-77-74=219	+6	T9
LSU Golf Classic	March 22-24	3	74-76-79=229	+13	T23
The Bryan Collegiate	March 29-31	3	78-74-70=222	+6	T23
SEC Championship	April 19-21	3	80-81-76=237	+21	T47
NCAA Regional Championship	May 9-11	3	67-75-72-214	-2	T11
NCAA Championship	May 21-25	4	73-78-76-80=207+19		T85

### GABRIELA LOPEZ

Tourn.	Rounds	Avg. Score	Vs. Par	Adjusted
12	35.0	73.77	+1.86	+1.46

TOURNAMENT	DATE	RDS	SCORE	TO PAR	FINISH
Old Waverly Invitational	Sept. 10-12	3	72-70-68=210	-6	2
Lady Tar Heel Invitational	Oct. 12-14	3	76-74-73=223	+7	T25
Betsy Rawls Longhorn Invitational	Oct. 28-30	3	72-69-71=212	-4	5
Lady Bulldog Ind. Championship	Feb. 2	1	39-36=75	+3	T5
Puerto Rico Golf Classic	Feb. 12-14	3	73-73-83=229	+13	T34
Westbrook Invitational	Feb. 24-25	3	72-70-66=208	-8	1
Darius Rucker Intercollegiate	March 8-10	3	71-74-79=224	+11	T22
LSU Golf Classic	March 22-24	3	71-76-81=228	+12	T16
The Bryan Collegiate	March 29-31	3	72-71-77=220	+4	T13
SEC Championship	April 19-21	3	82-75-76=233	+17	T28
NCAA Regional Championship	May 9-11	3	72-73-73=218	+2	T26
NCAA Championship	May 21-25	4	73-78-76-80=307+19		T85

### REGINA PLASENCIA

Tourn.	Rounds	Avg. Score	Vs. Par	Adjusted
12	35.0	75.86	+3.94	+3.55

TOURNAMENT	DATE	RDS	SCORE	TO PAR	FINISH
Old Waverly Invitational	Sept. 10-12	3	77-68-80=225	+9	T18
Lady Tar Heel Invitational	Oct. 12-14	3	78-83-70=231	+15	T55
Betsy Rawls Longhorn Invitational	Oct. 28-30	3	72-71-76=219	+3	T14
62-14-3 Lady Bulldog Ind. Championship	Feb. 2	1	37-39=76	+4	T8
Puerto Rico Golf Classic	Feb. 12-14	3	73-81-79=233	+17	T34
Westbrook Invitational	Feb. 24-25	3	74-73-72=219	+3	T6
Darius Rucker Intercollegiate	March 8-10	3	78-77-80=235	+22	T58
LSU Golf Classic	March 22-24	3	78-73-79=230	+13	27
The Bryan Collegiate	March 29-31	3	75-73-74=222	+6	T23
SEC Championship	April 19-21	3	76-81-76=233	+17	T28
NCAA Regional Championship	May 9-11	3	73-75-77=225	+9	T60
NCAA Championship	May 21-25	4	77-73-80-77=307+19		T85

### EMILY PODZIELINSKI

Tourn.	Rounds	Avg. Score	Vs. Par	Adjusted
1	3.0	78.67	+6.67	+71.6

TOURNAMENT	DATE	RDS	SCORE	TO PAR	FINISH
Old Waverly Invitational	Sept. 10-12	3	81-80-75=236	+20	T38

### MEAGAN ROBERTS

Tourn.	Rounds	Avg. Score	Vs. Par	Adjusted
2	4.0	76.50	+4.50	+4.44

TOURNAMENT	DATE	RDS	SCORE	TO PAR	FINISH
Old Waverly Invitational	Sept. 10-12	3	75-79-72=226	+10	T21
Lady Bulldog Ind. Championship	Feb. 2	1	41-39=80	+8	T20

### EMILY TUBERT

Tourn.	Rounds	Avg. Score	Vs. Par	Adjusted
11	34.0	73.41	+1.50	+1.14

TOURNAMENT	DATE	RDS	SCORE	TO PAR	FINISH
Old Waverly Invitational	Sept. 10-12	3	72-77-72=219	+3	T7
Lady Tar Heel Invitational	Oct. 12-14	3	77-78-70=225	+9	T32
Betsy Rawls Longhorn Invitational	Oct. 28-30	3	71-74-72=217	+1	T11
Puerto Rico Golf Classic	Feb. 12-14	3	70-70-73=213	-3	1
Westbrook Invitational	Feb. 24-25	3	79-74-73=226	+10	T22
Darius Rucker Intercollegiate	March 8-10	3	76-70-72=218	+5	8
LSU Golf Classic	March 22-24	3	72-72-72=216	E	1
The Bryan Collegiate	March 29-31	3	73-71-75=219	+3	T7
SEC Championship	April 19-21	3	76-74-76=226	+10	T3
NCAA Regional Championship	May 9-11	3	73-73-70=216	E	t18
NCAA Championship	May 21-25	4	75-73-74-79=301+13		T50

### VICTORIA VELA

Tourn.	Rounds	Avg. Score	Vs. Par	Adjusted
10	31.0	74.81	+2.90	+2.47

TOURNAMENT	DATE	RDS	SCORE	TO PAR	FINISH
Lady Tar Heel Invitational	Oct. 12-14	3	72-73-77=222	+6	T19
Betsy Rawls Longhorn Invitational	Oct. 28-30	3	73-74-74=221	+5	T21
Puerto Rico Golf Classic	Feb. 12-14	3	75-74-74=222	+7	T14
Westbrook Invitational	Feb. 24-25	3	81-70-73=224	+8	T17
Darius Rucker Intercollegiate	March 8-10	3	81-77-73=231	+18	T45
LSU Golf Classic	March 22-24	3	76-76-79=231	+15	T28
The Bryan Collegiate	March 29-31	3	74-75-71=220	+4	T13
SEC Championship	April 19-21	3	81-78-74=233	+17	T27
NCAA Regional Championship	May 9-11	3	71-73-72=216	E	T18
NCAA Championship	May 21-25	4	74-71-77-76=298+10		T37

\* = Score used in Team Score

# = Played as Individual



# 2012-13 SEC STATISTICS

## SOUTHEASTERN CONFERENCE LEADERBOARD

RK	NAME	ROUNDS	STROKES	AVG	LOW	TOP	FINISH
1	Stephanie Meadow (Jr., Alabama)	26	1859	71.50	67	1st	
2	Ally McDonald (So., Miss State)	30	2181	72.70	68	T 1st	
3	Erica Popson (Sr., Tennessee)	27	1974	73.11	68	T 1st	
4	Camilla Hedberg (So., Florida)	35	2559	73.11	66	1st	
5	Emma Talley (Fr., Alabama)	26	1904	73.23	68	1st	
6	<b>EMILY TUBERT (JR., ARKANSAS)</b>	<b>34</b>	<b>2496</b>	<b>73.41</b>	<b>70</b>	<b>1ST</b>	
7	Madeline Sagstrom (Fr., LSU)	26	1909	73.42	67	2nd	
8	Isabelle Lendl (Sr., Florida)	28	2057	73.46	67	1st	
9	Emilie Burger (Sr., Georgia)	34	2498	73.47	68	1st	
10	Kendall Martindale (So., VU)	27	1984	73.48	67	T 4th	
11	Jennifer Kirby (Sr., Alabama)	26	1914	73.62	67	T 1st	
12	<b>GABRIELA LOPEZ (FR., ARKANSAS)</b>	<b>35</b>	<b>2582</b>	<b>73.77</b>	<b>66</b>	<b>1ST</b>	
13	Mia Piccio (Sr., Florida)	33	2439	73.91	69	1st	
14	Manuela Carbajo Re (Fr., Georgia)	27	1999	74.04	70	T 6th	
15	Lauren Stratton (Sr., VU)	27	2001	74.11	68	T 3rd	
16	Marta Sanz (Jr., Auburn)	33	2448	74.18	67	T 3rd	
17	Hannah Collier (Jr., Alabama)	26	1930	74.23	71	T 9th	
18	<b>EMMA LAVY (JR., ARKANSAS)</b>	<b>34</b>	<b>2534</b>	<b>74.53</b>	<b>67</b>	<b>5TH</b>	
19	Lindsay Gahn (Jr., LSU)	26	1939	74.58	71	5TH	
20	Stani Schiavone (So., Ole Miss)	15	1120	74.67	71	8th	
21	Victoria Vela (Sr., Arkansas)	31	2318	74.77	70	T 13th	
22	Sarah Schmelzel (Fr., SC)	32	2393	74.78	70	3rd	
23	Ericka Schneider (Sr., Ole Miss)	25	1872	74.88	69	4th	
24	Mary Michael Maggio (Sr., TAMU)	17	1273	74.88	67	1st	
25	Victoria Trapani (So., Auburn)	25	1876	75.04	69	T 6th	
26	Ashleigh Albrecht (Sr., Kentucky)	27	2027	75.07	70	6th	
27	Sarah Beth Davis (Sr., TAMU)	28	2103	75.11	68	1st	
28	Carlie Yadloczky (Sr., Auburn)	33	2482	75.21	70	T 9th	
29	Jenny Hahn (Fr., VU)	27	2031	75.22	70	T 3rd	
30	Chessey Thomas (Jr., Tennessee)	27	2032	75.26	69	T 8th	
31	AJ Newell (So., Tennessee)	27	2036	75.41	71	12th	
32	Suzie Lee (Jr., SC)	31	2338	75.42	71	T 14th	
33	Justine Dreher (So., SC)	32	2415	75.47	68	T 3rd	
34	Daniela Lendl (So., Alabama)	21	1585	75.48	70	T 12th	
35	Heather Lott (Sr., Kentucky)	15	1134	75.60	70	13th	
36	Alina Rogers (So., Missouri)	18	1361	75.61	71	T 8th	
37	Abby Newton (Fr., Ole Miss)	22	1664	75.64	69	9th	
38	Sarah Harris (Fr., Kentucky)	27	2044	75.70	71	2nd	
39	Elcin Ulu (Jr., Florida)	30	2272	75.73	68	T 3rd	
40	Natalie Reeves (Jr., TAMU)	31	2351	75.84	68	T 3rd	
41	<b>REGINA PLASENCIA (FR., ARK.)</b>	<b>35</b>	<b>2655</b>	<b>75.86</b>	<b>68</b>	<b>T 6TH</b>	
42	Katerina Ruzickova (Jr., TAMU)	22	1669	75.86	70	T 3rd	
43	Rocio Sanchez Lobato (So., Ga.)	30	2277	75.90	66	T 1st	
44	Rene Sobolewski (Jr., VU)	27	2051	75.96	69	T 6th	
45	Chelsea Mocio (Jr., TAMU)	28	2127	75.96	70	T 5th	
46	Kailey Walsh (Fr., Georgia)	30	2284	76.13	67	5th	
46	Rica Tse (So., Miss State)	30	2284	76.13	70	T 8th	
48	Irena Gabasa (So., VU)	25	1904	76.16	68	T 9th	
49	Cylia Damerou (Fr., Kentucky)	27	2057	76.19	70	9th	
50	Taylor Gohn (Jr., Missouri)	18	1374	76.33	71	5th	
51	Ali Lucas (Jr., LSU)	23	1760	76.52	71	T 25th	
52	Diana Fernandez (Jr., Auburn)	33	2528	76.61	70	T 26th	
53	Alison Hovatter (Rfr., Ole Miss)	19	1456	76.63	73	T 38th	
54	Ursa Orehek (Fr., Florida)	30	2299	76.63	71	T 17th	
55	Samantha Swinehart (Jr., SC)	21	1611	76.71	71	T 12th	
56	Susy Grunden (Sr., TAMU)	11	844	76.73	67	4th	
57	Sara Monberg (Sr., Tennessee)	27	2076	76.89	71	T 15th	
58	Gabi Oubre (Fr., Miss State)	30	2307	76.90	71	T 14th	
59	Taelor Rubin (So., Ole Miss)	22	1692	76.91	72	T 15th	

RK	NAME	ROUNDS	STROKES	AVG	LOW	TOP	FINISH
60	Chelsey Couch (Fr., SC)	13	1000	76.92	73	T 36th	
61	Liz Breed (Jr., Kentucky)	27	2077	76.93	70	T 6th	
62	Elise Bradley (Fr., LSU)	23	1771	77.00	70	T 13th	
63	Nadine Dreher (Fr., LSU)	26	2004	77.08	71	T 16th	
64	Betsie Johnson (Sr., Kentucky)	21	1622	77.24	73	T 19th	
65	Michelle Butler (Rfr., Missouri)	18	1391	77.28	71	T 6th	
66	ML Gallagher (Jr., Miss State)	30	2319	77.30	64	T 19th	
67	Anna Young (So., Florida)	27	2089	77.37	73	T 18th	
68	Meredith Swanson (Sr., SC)	26	2012	77.38	70	T 18th	
69	Mary Fran Hallow (Fr., SC)	22	1707	77.59	72	T 18th	
70	Amira Alexander (Fr., Georgia)	16	1244	77.75	73	T 10th	
71	Kathryn Fowler (Jr., Ole Miss)	15	1167	77.80	72	T 20th	
72	Collins Bradshaw (So., Georgia)	18	1402	77.89	69	T 34th	
73	Elena Warren (So., Miss State)	24	1878	78.25	73	T 26th	
74	Katherine Hepler (Fr., Missouri)	18	1409	78.28	69	T 12th	
75	Laura Kraft (So., Missouri)	18	1410	78.33	73	T 12th	
76	Katrina Hegge (Sr., LSU)	12	943	78.58	75	T 50th	
77	Daeun Song (So., Tennessee)	15	1180	78.67	73	T 36th	
78	Jamie Yun (Fr., Auburn)	25	1978	79.12	73	T 19th	
79	Logan Chaney (Fr., Miss State)	12	953	79.42	75	T 31st	
80	Ashlee Pickerell** (Fr., Tennessee)	12	957	79.75	74	T 63rd	
81	Nicole Quinn (So., Auburn)	16	1329	83.06	76	T 19th	

## LESS THAN 10 ROUNDS PLAYED

1	Haley Sanders (Sr., Ole Miss)	9	664	73.78	69	T 4th
2	<b>MEAGAN ROBERTS (SR., ARK.)</b>	<b>4</b>	<b>306</b>	<b>76.50</b>	<b>72</b>	<b>T 19TH</b>
3	Courtney McKim (Sr., Alabama)	4	307	76.75	73	T 12th
4	Meghan McDougall (Fr., Kentucky)	6	466	77.67	75	34th
5	Megan Moir (Sr., Kentucky)	6	467	77.83	75	T 56th
6	Ariana Savich (Jr., Missouri)	6	470	78.33	77	T 57th
7	Emma Smyser (Fr., Florida)	2	157	78.50	75	25th
8	Johanna Tillstrom (So., Alabama)	7	550	78.57	74	T 23rd
9	Morgan Ransom (Fr., VU)	9	708	78.67	75	T 45th
9	<b>EMILY PODZIELINSKI (JR., ARK.)</b>	<b>3</b>	<b>236</b>	<b>78.67</b>	<b>77</b>	<b>T 38TH</b>
11	Megan Pak (Sr., Florida)	5	396	79.20	74	T 31st
12	Janell Lysack (Jr., TAMU)	2	159	79.50	78	T 8th
12	Kirby Kramer (So., TAMU)	2	159	79.50	77	T 8th
14	Alex Harrell (Fr., Auburn)	9	725	80.56	76	T 8th
15	Mason Chen (So., Tennessee)	6	485	80.83	76	T 55th
16	Kaitlin Voll (Rfr., Ole Miss)	6	486	81.00	75	T 56th
16	Amelia Hill (Jr., Georgia)	1	81	81.00	81	T 23rd
16	Sylvie Brick (Fr., Georgia)	1	81	81.00	0	T 23rd
19	Abby Johnson (Sr., Georgia)	3	246	82.00	77	60th
19	Alex Neal (Fr., TAMU)	2	164	82.00	82	14th
21	Aly Smith (Sr., TAMU)	5	415	83.00	76	15th
22	Alex Celli (Fr., Georgia)	1	84	84.00	84	T 31st
23	Megan Wilshire (Fr., Auburn)	0	0	0.00	0	--

\*\* No longer on team

## SOUTHEASTERN CONFERENCE TEAM RESULTS

SCHOOL	ROUNDS	STROKES	IND. STROKE	AVG. TEAM	STROKE AVG.	LOW ROUND	TOP TEN	BEST FINISH
Alabama	26 / 104	7569	72.78	291.12		277 (PING ASU Invitaional)	9	1st
ARKANSAS	34 / 136	10033	73.77	295.09		283 (NCAA REGIONAL CHAMPIONSHIP)		10 1ST
Florida	35 / 140	10344	73.89	295.54		279 (Cougar Classic)	10	1st
Vanderbilt	24 / 96	7121	74.18	296.71		282 (Darius Rucker Intercollegiate)	7	2nd
Georgia	30 / 120	8953	74.61	298.43		287 (Cougar Classic)	9	1st
LSU	26 / 104	7774	74.75	299.00		286 (Darius Rucker Intercollegiate)	7	2nd
Tennessee	27 / 108	8083	74.84	299.37		288 (Cougar Classic)	6	2nd
Texas A&M	28 / 112	8387	74.88	299.54		282 (Alamo Invitational)	8	1st
South Carolina	32 / 128	9610	75.08	300.31		284 (UCF Challenge)	4	3rd
Ole Miss	27 / 108	8126	75.24	300.96		289 (UNC Tar Heel Invitational)	7	2nd
Auburn	33 / 132	9935	75.27	301.06		284 (NCAA East Regional)	6	3rd
Kentucky	30 / 120	9033	75.28	301.10		282 (Alamo Invitational)	8	1st
Mississippi State	30 / 120	9040	75.33	301.33		289 (M&F Bank Rebel Intercollegiate)	10	2nd
Missouri	18 / 72	5490	76.25	305.00		287 (Mountain View Collegiate)	3	5th



# THE SOUTHEASTERN CONFERENCE

## SEC TOURNAMENT ALL-TIME TEAM RECORDS

### LOW TEAM ROUND

T1.	Georgia (5/7/88) .....	278 (2nd)
T1.	Alabama (4/17/10) .....	278 (2nd)
T3.	Auburn (4/19/02) .....	280 (1st)
<b>T3.</b>	<b>Arkansas (4/16/10) .....</b>	<b>280 (1st)</b>
T3.	Georgia (4/16/10) .....	280 (1st)
T6.	Vanderbilt (4/21/02) .....	281 (3rd)
T6.	Vanderbilt (4/17/10) .....	281 (2nd)
T8.	Auburn (4/15/06) .....	282 (2nd)
T8.	South Carolina (4/20/02) .....	282 (2nd)
T8.	Tennessee (4/20/02) .....	282 (2nd)
T11.	Alabama (4/18/10) .....	283 (3rd)
T11.	Auburn (4/15/11) .....	282 (1st)
T13.	Florida (4/20/07) .....	284 (3rd)
T13.	Vanderbilt (4/16/10) .....	284 (1st)
T13.	Auburn (4/18/10) .....	284 (3rd)
T13.	Ole Miss (4/16/10) .....	284 (1st)
T13.	LSU (4/16/10) .....	284 (1st)

### LOW TEAM BY ROUND

#### 1ST ROUND

T1.	Auburn (4/19/02) .....	280
<b>T1.</b>	<b>Arkansas (4/16/10) .....</b>	<b>280</b>
T1.	Georgia (4/16/10) .....	280
4.	Auburn (4/15/11) .....	283
T5.	Vanderbilt (4/16/10) .....	284
T5.	LSU (4/16/10) .....	284
T5.	Ole Miss (4/16/10) .....	284

#### 2ND ROUND

T1.	Georgia (5/7/88) .....	278
T1.	Alabama (4/17/10) .....	278
3.	Vanderbilt (4/17/10) .....	281
T4.	South Carolina (4/20/02) .....	282
T4.	Tennessee (4/20/02) .....	282
T4.	Auburn (4/15/05) .....	282
7.	Georgia (4/15/05) .....	285

#### 3RD ROUND

1.	Vanderbilt (4/21/02) .....	281
2.	Alabama (4/18/10) .....	283
T3.	Florida (4/20/08) .....	284
T3.	Auburn (4/18/10) .....	284
T5.	Vanderbilt (4/18/10) .....	287
T5.	South Carolina (4/17/11) .....	287
T7.	Georgia (4/21/02) .....	288
T7.	Tennessee (4/16/05) .....	288
T7.	South Carolina (4/18/10) .....	288
T7.	Tennessee (4/18/10) .....	288

### LOW TEAM TOURNAMENT (3-RND ONLY)

1.	Alabama (2010) .....	848
2.	Vanderbilt (2010) .....	852
<b>3.</b>	<b>Arkansas (2010) .....</b>	<b>859</b>
4.	Georgia (2010) .....	860
T5.	Auburn (2010) .....	861
T5.	South Carolina (2002) .....	861
T7.	Georgia (2002) .....	864
T7.	Georgia (1988) .....	864
T7.	Auburn (2011) .....	864

### LARGEST MARGIN OF VICTORY

1.	Florida (1986) ... 30 (UF-898, KY-928)
2.	Florida (1995) ... 29 (UF-892, SC-921)
3.	Florida (1982) ... 21 (UF-880, GA-901)

### SMALLEST MARGIN OF VICTORY

1.	Auburn (2005) .. PO (AU 904, GA 904)
T2.	Auburn (2012) .... 1 (AU 916, AR 917)
T2.	Auburn (2006) .... 1 (AU 875, UT 876)
T2.	Florida (1987) ..... 2 (UF-910, GA-912)
T2.	Auburn (2000) ... 2 (AU-919, LSU-921)
T2.	Auburn (2003) .... 2 (AU 903, UF 905)

## SEC TOURNAMENT ALL-TIME INDIVIDUAL RECORDS

### LOW INDIVIDUAL ROUND

T1.	Katy Harris, LSU (4/21/01) .....	65 (2nd)
T1.	Marina Alex, Vanderbilt (4/17/10) .....	65 (2nd)
T3.	Erin O'Neil, Georgia (4/19/97) .....	66 (2nd)
T3.	Mary Fernandez, Tennessee (4/20/02) .....	66 (2nd)
T3.	Jenna Pearson, S. Carolina (4/21/07) .....	66 (2nd)
T3.	Brooke Pancake, Alabama (4/17/10) .....	66 (2nd)
T3.	Erica Popson, Tennessee (4/15/12) .....	66 (1st)
T8.	Taylor Leon, Georgia (4/22/07) .....	67 (3rd)
T8.	Shauna Estes, Georgia (4/16/99) .....	67 (1st)
T8.	Kristy McPherson, S. Carolina (4/20/01) .....	67 (1st)
T8.	Garrett Phillips, Georgia (4/20/07) .....	67 (1st)
T8.	Nicki Cutler, Vanderbilt (4/21/02) .....	67 (3rd)
<b>T8.</b>	<b>Stacy Lewis, Arkansas (4/17/05) .....</b>	<b>67 (3rd)</b>
T8.	May Wood, Vanderbilt (4/19/04) .....	67 (2nd)
T8.	Erica Popson, Tennessee (4/17/10) .....	67 (2nd)
T8.	Marta Silva, Georgia (4/17/10) .....	67 (2nd)

### LOW INDIVIDUAL BY ROUND

#### 1ST ROUND

1.	Erica Popson, Tennessee (4/15/12) .....	66
T2.	Kristy McPherson, South Carolina (4/20/01) .....	67
T2.	Shauna Estes, Georgia (4/16/99) .....	67
T2.	Garrett Phillips, Georgia (4/20/07) .....	67
T5.	Marci Turner, Tennessee (4/20/07) .....	68
T5.	Kristy McPherson, S. Carolina (4/18/03) .....	68
T5.	Benedicte Toumpsin, S. Carolina (4/16/10) .....	68

#### 2ND ROUND

T1.	Katy Harris, LSU (4/21/01) .....	65
T1.	Marina Alex, Vanderbilt (4/17/10) .....	65
T3.	Brooke Pancake, Alabama (4/17/10) .....	66
T3.	Mary Fernandez, Tennessee (4/20/02) .....	66
T3.	Erin O'Neil, Georgia (4/19/97) .....	66
T3.	Jenna Pearson, S. Carolina (4/21/07) .....	66
T7.	May Wood, Vanderbilt (4/19/04) .....	67
T7.	Erica Popson, Tennessee (4/17/10) .....	67
T7.	Marta Silva, Georgia (4/17/10) .....	67
T7.	Patricia Sanz, Auburn (4/16/12) .....	67

#### 3RD ROUND

<b>T1.</b>	<b>Stacy Lewis, Arkansas (4/17/05) .....</b>	<b>67</b>
T1.	Taylor Leon, Georgia (4/22/07) .....	67
T1.	Nicki Cutler, Vanderbilt (4/21/02) .....	67
T1.	Corrine Carr, S. Carolina (4/18/10) .....	67
T5.	Melissa Eaton, LSU (4/16/06) .....	68
T5.	Courtney Wood, Vanderbilt (4/21/02) .....	68
T5.	Cheryl Morley, Florida (5/8/88) .....	68
T5.	Erica Popson, Tennessee (4/18/10) .....	68
T5.	Jennifer Kirby, Alabama (4/18/10) .....	68

### LOW INDIVIDUAL TOURNAMENT (THREE-ROUND TOURNAMENTS)

1.	Kristy McPherson, S. Carolina (2001) .....	207
T2.	Taylor Leon, Georgia (2007) .....	208
T2.	Erica Popson, Tennessee (2010) .....	208
T2.	Marina Alex, Vanderbilt (2010) .....	208
T5.	Marta Silva, Georgia (2010) .....	209
T5.	Katharina Larsson, Tennessee (1994) .....	209
T5.	Kristy McPherson, S. Carolina (2002) .....	209
<b>T8.</b>	<b>Shauna Estes, Georgia (1999) .....</b>	<b>210</b>
T8.	Katy Harris, LSU (2001) .....	210
<b>T8.</b>	<b>Kelli Shean, Arkansas (2010) .....</b>	<b>210</b>
T8.	Erica Popson, Tennessee (2012) .....	210
T12.	Brooke Pancake, Alabama (2010) .....	211
T12.	Sara Grantham, Ole Miss (2010) .....	211
T12.	Cheryl Morley, Florida (1988) .....	211
T12.	Lynn Connelly, Florida (1981) .....	211
T12.	Nicki Cutler, Vanderbilt (2002) .....	211
T12.	Marta Silva Zomora, Georgia (2012) .....	211
T18.	Celeste Troche, Auburn (2002) .....	212
T18.	Young-A-Yang, Tennessee (2002) .....	212
T18.	Garrett Phillips, Georgia (2007) .....	212
T18.	Marci Turner, Tennessee (2007) .....	212
T18.	Cydney Clanton, Auburn (2010) .....	212
T18.	Haley Wilson, Auburn (2010) .....	212
T18.	Helena Blomberg, Alabama (212) .....	212
T25.	Sue Thomas, Georgia (1988) .....	213
T25.	May Wood, Vanderbilt (2004) .....	213
T25.	Violeta Retamoza, Tennessee (2004) .....	213

### LOW TWO-ROUND TOTAL

T1.	Marina Alex, Vanderbilt (4/16-17/10) .....	136 (71-65)
T1.	Marta Silva, Georgia (4/16-17/10) .....	136 (69-67)
3.	Kristy McPherson, South Carolina (4/20-21/01) .....	137 (67-70)
4.	Kristy McPherson, South Carolina (4/19-20/02) .....	138 (68-70)
T5.	Kristy McPherson, South Carolina (4/18-19/03) .....	139 (68-71)
T5.	Katy Harris, LSU (4/20-21/01) .....	139 (74-65)
T5.	Sara Grantham, Ole Miss (4/16-17/10) .....	139 (70-69)
T5.	Taylor Leon, Georgia (4/20-21/07) .....	139 (67-72)
<b>T9.</b>	<b>Shauna Estes, Georgia (4/16-17/99) .....</b>	<b>140 (67-73)</b>
T9.	May Wood, Vanderbilt (4/18-19/04) .....	140 (73-67)
T9.	Marci Turner, Tennessee (4/20-21/07) .....	140 (68-72)
T9.	Jenna Pearson, South Carolina (4/20-21/07) .....	140 (74-66)
T9.	Erica Popson, Tennessee (4/16-17/10) .....	140 (73-67)
<b>T9.</b>	<b>Kelli Shean, Arkansas (4/16-17/10) .....</b>	<b>140 (69-71)</b>
T9.	Brooke Pancake, Alabama (4/16-17/10) .....	140 (74-66)
T9.	Benedicte Toumpsin, South Carolina (4/16-17/10) .....	140 (68-72)
T9.	Erica Popson, Tennessee (4-15-16/12) .....	140 (66-74)

### LARGEST MARGIN OF VICTORY

T1.	Katharina Larsson, Tennessee (1994) .....	9 Strokes
<b>T1.</b>	<b>Shauna Estes, Georgia (1999) .....</b>	<b>9 Strokes</b>
T1.	Stephanie Meadow, Alabama (2013) .....	9 Strokes



The 2013 Razorbacks (l-r): Mike Adams, Victoria Vela, Emma Lavy, Gabriela Lopez, Regina Plasencia, Emily Tubert, Shauna Estes-Taylor.

## 2013-14 ARKANSAS RAZORBACK WOMEN'S GOLF



# SEC OPPONENTS

## ALABAMA CRIMSON TIDE

Location.....Tuscaloosa, Ala.  
Enrollment ..... 30,323  
Colors.....Crimson and White  
Head Coach .....Mic Potter  
Assistant.....Susan Rosenstiel  
2013 SEC Finish.....1  
Best Finish.. 1 (2010, '13)  
2013 NCAA Reg. .... 1 (East)  
2013 NCAA Finish.....7



## ARKANSAS RAZORBACKS

Location.....Fayetteville, Ark.  
Enrollment ..... 21,406  
Colors.....Cardinal and White  
Head Coach ..Shauna Estes-Taylor  
Assistant .....Mike Adams  
2013 SEC Finish.....T7  
Best Finish...2 (2x, 2012)  
2013 NCAA Reg.....3 (East)  
2013 NCAA Finish.....T13



## AUBURN TIGERS

Location.....Auburn, Ala.  
Enrollment ..... 24,602  
Colors.....Burnt Orange, Navy  
Head Coach .....Kim Evans  
Assistant .....Ryan Cabbage  
2013 SEC Finish.....T10  
Best Finish....1 (9x, 2012)  
2013 NCAA Reg.....8 (East)  
2013 NCAA Finish.....6



## FLORIDA GATORS

Location.....Gainesville, Fla.  
Enrollment ..... 50,576  
Colors.....Orange and Blue  
Head Coach .....Emily Bastel  
Assistant .....TBA  
2013 SEC Finish.....13  
Best Finish...1 (8x, 2008)  
2013 NCAA Reg. . 4th (Cent.)  
2013 NCAA Finish.....17



## GEORGIA BULLDOGS

Location.....Athens, Ga.  
Enrollment ..... 34,180  
Colors.....Black and Red  
Head Coach .....Josh Brewer  
Assistant .....Lindsay Hulwick  
2013 SEC Finish.....2  
Best Finish. 1 (11x, 2007)  
2013 NCAA Reg. ... 10 (West)  
2013 NCAA Finish.....DNC



## KENTUCKY WILDCATS

Location.....Lexington, Ky.  
Enrollment ..... 24,200  
Colors.....Blue and White  
Head Coach .....Golda Borst  
Assistant .....Lucy Nunn  
2013 SEC Finish.....T5  
Best Finish.....T5 (2013)  
2013 NCAA Reg. .... 12 (East)  
2013 NCAA Finish.....DNC



## LOUISIANA STATE TIGERS

Location.....Baton Rouge, La.  
Enrollment ..... 27,992  
Colors.....Purple and Gold  
Head Coach ...Karen Bahnsen  
Assistant .....Alexis Rather  
2013 SEC Finish.....T7  
Best Finish.....1 (1992)  
2013 NCAA Reg. .T12 (West)  
2013 NCAA Finish.....DNC



## MISSISSIPPI LADY REBELS

Location.....Oxford, Miss.  
Enrollment ..... 18,344  
Colors.....Navy and Red  
Coach .....Michelle Drinkard  
Assistant .....Janell Howland  
2013 SEC Finish.....12  
Best Finish.....3 (1999)  
2013 NCAA Reg.....18 (East)  
2013 NCAA Finish.....DNC



## MISSISSIPPI STATE BULLDOGS

Location.....Starkville, Miss.  
Enrollment ..... 18,601  
Colors.....Maroon and White  
Coach ....Ginger Brown-Lemm  
Assistant .....Leigh Phillips  
2013 SEC Finish.....T5  
Best Finish... T3 (3x, 1985)  
2013 NCAA Reg. . 3rd (Cent.)  
2013 NCAA Finish.....24



## MISSOURI TIGERS

Location.....Columbia, Mo.  
Enrollment ..... 33,726  
Colors.....Yellow and Black  
Coach ..Stephanie Priesmeyer  
Assistant .....Mindy Coyle  
2013 SEC Finish.....14  
Best Finish.....14 (2013)  
2013 NCAA Reg. ....DNC  
2013 NCAA Finish.....DNC



## SOUTH CAROLINA GAMECOCKS

Location.....Columbia, S.C.  
Enrollment ..... 28,481  
Colors.....Garnet and Black  
Head Coach ..Kalen Anderson  
Assistant .....Michael Burcin  
2013 SEC Finish.....3  
Best Finish.....1(2002)  
2013 NCAA Reg.....4 (West)  
2013 NCAA Finish.....20



## TENNESSEE LADY VOLS

Location.....Knoxville, Tenn.  
Enrollment ..... 27,107  
Colors.....Orange and White  
Head Coach .....Judi Pavon  
Assistant .....Andrew Pratt  
2013 SEC Finish.....9  
Best Finish...2 (3x, 2006)  
2013 NCAA Reg.....9 (East)  
2013 NCAA Finish.....DNC



## TEXAS A&M AGGIES

Location.. College Station, Texas  
Enrollment ..... 46,717  
Colors.....Maroon and White  
Head Coach ..Treel McCombs  
Assistant .....Andy Crabtree  
2013 SEC Finish.....11  
Best Finish.....11 (2013)  
2013 NCAA Reg. ...T12 (East)  
2013 NCAA Finish.....DNC



## VANDERBILT COMMODORES

Location.....Nashville, Tenn.  
Enrollment ..... 12,514  
Colors.....Gold and Black  
Head Coach .....Greg Allen  
Assistant .....Nicki Culter  
2013 SEC Finish.....4  
Best Finish.....T1 (2004)  
2013 NCAA Reg.....3 (West)  
2013 NCAA Finish.....18



## SEC

2014 SEC Championship.....Founders Course  
Graystone Golf and CC, Birmingham, Ala.  
SEC Media Relations.....Chuck Dunlap  
Phone .....205-458-3000  
Website .....SECSports.com



# 2013 SEC REVIEW



## ARKANSAS FINISHES STRONG AT SECS

Junior Emily Tubert tied for third place leading the No. 6 Razorbacks to a tie for seventh place at the 2013 SEC in Birmingham, Ala. The Razorbacks shot a 302 – their best score of the weekend to finish with a 923 (313-308-302).

Tubert opened play hitting her tee shot off of one within eight inches of the pin. She sank the birdie putt and seemed to be in good shape. The Burbank, Calif., native had to drop on the second hole when her approach rolled off the fast and steep green near the edge of the water. She was unable to hit her ball as it was lying up against a thicket of flowers. She dropped, chipped up near the pin and saved the hole with a par.

Her luck ran out on the third hole where she ran into water and doubled the hole as the Greystone course again proved difficult. But Tubert settled in playing even par golf for the final 13 holes including a birdie on the 18th hole. Tubert finished with a final round 76.

Senior Victoria Vela made the turn at one-over for the Razorbacks. She opened with eight consecutive pars before a plus-one on the par four ninth hole. Her tee shot was to the middle of the fairway but her second shot was short of the green giving her a tough up-and-down.

The Mansfield, Texas, native rallied on the 10th hole with a birdie returning back to even for her round. She would pick up bogeys on the 13th and 18th holes. The final hole continued to be tricky all weekend as her approach rolled off the side on the fast green.

Despite the scores, Arkansas rallied late in Sunday's round playing the final five holes one-under to wrap up play.

Freshman Gabriela Lopez had a solid start to the day. She shot even on the first four holes and the last four holes before the turn. The lone blemish was a bogey on the long par five fifth hole. Lopez finished her round four over with four bogeys in the first six holes on the back side. She rallied with a birdie on the 18th shooting 76 for the round.

Freshman Regina Plasencia turned at two-over for Arkansas. She birdied her first hole but struggled with three consecutive bogeys on five, six and seven. She got one back on the par four eighth hole with a three before the turn. Three quick bogeys on the back nine gave way to four pars and a birdie on the 18th as she also finished with a four-over 76.

Junior Emma Lavy bogeyed the second and sixth holes but got one back on the eighth and was in good shape heading into the turn before the ninth hole saw her count a high number and she moved to four-over for the day. She also played the final nine holes even for a 76 in the final round.





# 2013 SEC REVIEW

## ARKANSAS SEC CHAMPIONSHIP RECORDS

### MISCELLANEOUS

Number of Appearances 18

### TEAM: LOW SINGLE ROUND (TOP 10)

Score	Round	Date	vs Par
280	2	2010	-4
287	2	2009	+3
288	2	2010	+4
289	1	2011	+1
291	3	2010	+7
295	1	2009	+11
295	3	2005	+7
295	2	2012	+7
296	3	2009	+12
296	3	2008	+8
296	1	2008	+8
296	3	2006	+8

### TEAM: LOW TOURNAMENT

Score	Course	Year	vs Par
859	NorthRiver GF (Alabama)	2010	+7
878	University Club (SC)	2009	+26
882	Auburn University GC (AU)	2011	+28
891	Tennessee National (Tenn.)	2008	+27
897	Legends Club (Vandy)	2006	+33
905	Tunica National (Ole Miss)	2005	+41
906	Old Waverly (Miss State)	2007	+42
909	University Course (LSU)	2004	+45

## BEST TEAM FINISH

Place	Score	Course	Date	vs Par
2	917	Blessings	2012	+53
2	891	Tennessee Nat.	2008	+27
T2	878	University Club	2009	+26
3	859	NorthRiver GC	2010	+7
3	905	Tunica National	2005	+41
4	892	University Club	2011	+28
5	931	Grand National	1999	+43
5	897	Legends Club	2006	+33
6	925	University Club	2003	+61
t7	923	Greystone	2013	+59
8	956	Pinnacle CC	2000	+92
9	906	Old Waverly	2007	+42
9	909	University Club	2004	+45

## BEST INDIVIDUAL FINISH

Place	Player	Year	Score	vs Par
1	Stacy Lewis	2005	214	-2
1	Stacy Lewis	2008	214	-2
3	Emily Tubert	2012	221	+5
t3	Emily Tubert	2013	226	+10
4	Kelli Shean	2010	210	-3
t4	Emily Tubert	2011	215	-1
t4	Kristin Ingram	2009	216	+3
t5	Lina Axelsson	2001	223	+7
t6	Emma Lavy	2011	228	+12
t6	Lucy Nunn	2009	217	+4
t7	Lucy Nunn	2008	221	+5
t7	Lucy Nunn	2008	221	+5
t9	Kristy Kortuem	2000	229	+13
t9	Adrienne Mucci	1997	230	--
t10	Kristin Ingram	2010	213	E

## INDIVIDUAL LOW TOTAL

Score	Player	Year	vs Par
210	Kelli Shean	2010	-3
213	Kristin Ingram	2010	E
214	Stacy Lewis	2008	-2
214	Stacy Lewis	2005	-1
215	Emily Tubert	2011	-1
216	Kristin Ingram	2009	+3

## INDIVIDUAL LOW ROUND

Score	Player	Round	Year	vs Par
67	Stacy Lewis	3	2005	-5
69	Emily Tubert	1	2011	-3
69	Kelli Shean	1	2010	-3
69	Stacy Lewis	1	2008	-3
70	Emily Tubert	2	2012	-2
70	Kelli Shean	3	2010	-2
70	Kristin Ingram	3	2010	-2
70	Victoria Vela	1	2010	-2
70	Alex Schulte	1	2010	-2
70	Kristin Ingram	2	2009	-1
70	Lucy Nunn	1	2009	-1
70	Lucy Nunn	2	2009	-1
70	Lina Axelsson	1	2003	-2
71	Kelli Shean	2	2010	-1



# ALL-TIME SEC RESULTS

## 2013 - SEC

### BIRMINGHAM, ALA./GREYSTONE

APRIL 19-21, 2013 || PAR 72 || 6,401 YDS

1	2 Alabama	304-293-302=899	+35
2	18 Georgia	306-305-302=913	+49
3	40 South Carolina	306-309-303=918	+54
4	8 Vanderbilt	309-309-301=919	+55
T5	34 Kentucky	306-308-308=922	+58
T5	Mississippi State	306-303-313=922	+58
<b>T7</b>	<b>6 ARKANSAS</b>	<b>313-308-302=923</b>	<b>+59</b>
T7	31 LSU	303-311-309=923	+59
9	32 Tennessee	312-309-308=929	+65
10	43 Auburn	321-306-306=933	+69
11	24 Texas A&M	318-309-307=934	+70
12	Mississippi	317-321-303=941	+77
13	7 Florida	315-318-319=952	+88
14	Missouri	312-321-322=955	+91

#### Arkansas Individuals

T3	Emily Tubert	76-74-76=226	+10
T28	Gabriela Lopez	82-75-76=233	+17
T28	Victoria Vela	81-78-74=233	+17
T28	Regina Plasencia	76-81-76=233	+17
T47	Emma Lavy	80-81-76=237	+21

## 2012 - ARKANSAS

### FAYETTEVILLE, ARK./BLESSINGS

APRIL 20-22, 2012 || PAR 72, 6,112 YDS

1	5 Auburn	306-297-313=916	+52
<b>2</b>	<b>36 ARKANSAS</b>	<b>309-295-313=917</b>	<b>+53</b>
3	2 Alabama	297-312-313=922	+58
4	15 Florida	307-305-313=925	+61
5	9 Georgia	308-306-319=933	+69
6	24 South Carolina	315-308-313=936	+72
7	7 LSU	310-309-318=937	+73
8	10 Vanderbilt	318-307-315=940	+76
9	41 Kentucky	317-307-322=946	+82
10	39 Mississippi	309-315-326=950	+86
11	13 Tennessee	320-309-322=951	+87
12	Mississippi State	315-326-333=974	+110

#### Arkansas Individuals

3	Emily Tubert	78-70-73=221	+5
T6	Emma Lavy	73-72-83=228	+11
T17	Emily Podzielinski	81-77-74=232	+16
T34	Victoria Vela	78-76-85=239	+23
T53	Hally Leadbetter	80-87-83=250	+34



Regina Plasencia in the second round of the 2013 SEC Championship in Birmingham, Ala.

## 2011 - AUBURN

### AUBURN, ALA./AUBURN UNIVERSITY

APRIL 15-17, 2011 || PAR 72, 6364 YDS

1	Auburn	283-290-291=864	E
2	Alabama	291-291-293=875	+11
3	LSU	287-300-300=887	+23
<b>4</b>	<b>ARKANSAS</b>	<b>289-305-298=892</b>	<b>+28</b>
5	South Carolina	302-304-287=893	+29
6	Tennessee	285-308-302=895	+31
7	Vanderbilt	295-307-295=897	+33
8	Georgia	292-309-298=899	+35
9	Florida	301-310-296=907	+43
10	Kentucky	315-304-308=927	+63
11	Mississippi	316-314-301=931	+67
12	Mississippi State	315-324-316=955	+91

#### Arkansas Individuals

T4	Emily Tubert	69-72-74=215	-1
T12	Emma Lavy	74-73-74=221	+5
T36	Victoria Vela	73-78-80=231	+15
T38	Kelli Shean	73-83-76=232	+16
T38	Corinna Rees	76-82-74=232	+16

## 2010 - ALABAMA

### TUSCALOOSA, ALA./NORTHRIVER GC

APRIL 16-18, 2010 || PAR 71, 6057 YDS

1	Alabama	287-278-283=848	-4
2	Vanderbilt	284-281-287=852	E
<b>3</b>	<b>ARKANSAS</b>	<b>280-288-291=859</b>	<b>+7</b>
4	Georgia	280-291-289=860	+8
5	Auburn	289-288-284=861	+9
6	LSU	284-290-292=866	+14
7	South Carolina	289-290-288=867	+15
8	Mississippi	284-298-294=876	+24
9	Tennessee	298-291-288=877	+25
10	Florida	298-300-291=889	+37
11	Kentucky	302-296-308=906	+54
12	Mississippi St.	309-301-315=925	+73

#### Arkansas Individuals

4	Kelli Shean	69-71-70=210	-3
T10	Kristin Ingram	71-72-70=213	E
T24	Victoria Vela	70-73-76=219	+6
T24	Alex Schulte	70-72-78=219	+6
T31	Tiffany Phelps	74-73-75=222	+9



# ALL-TIME SEC RESULTS

## 2009 - SOUTH CAROLINA

BLYTHEWOOD, S.C./UNIVERSITY CLUB

APRIL 17-19, 2009 || PAR 71, 6204 YDS

1	Auburn	289-296-285=870	+18
<b>T2</b>	<b>ARKANSAS</b>	<b>295-287-296=878</b>	<b>+26</b>
T2	Alabama	300-291-287=878	+26
4	Tennessee	295-293-293=881	+29
5	LSU	301-286-299=886	+34
6	Georgia	300-292-295=887	+35
7	Mississippi	301-298-291=890	+38
8	Florida	307-295-293=895	+43
9	South Carolina	299-300-298=897	+45
10	Vanderbilt	304-301-310=915	+63
11	Kentucky	313-297-308=918	+66
12	Mississippi St.	318-307-305=930	+78

### Arkansas Individuals

T4	Kristin Ingram	73-70-73=216	+3
T6	Lucy Nunn	70-70-77=217	+4
T17	Alex Schulte	76-72-73=221	+8
T26	Kelli Shean	76-75-73=224	+11
T51	Katy Nugent	78-80-79=237	+24

## 2008 - TENNESSEE

LOUDON, TENN./TENNESSEE NATIONAL

APRIL 18-20, 2008 || PAR 72, 6293 YDS

1	5 Florida	297-293-284=874	+10
<b>2</b>	<b>9 ARKANSAS</b>	<b>297-298-296=891</b>	<b>+27</b>
3	8 Georgia	300-298-305=903	+39
4	10 Auburn	310-309-291=910	+46
5	32 S. Carolina	300-319-296=915	+51
6	19 LSU	310-310-300=920	+56
7	7 Alabama	307-307-307=921	+57
8	16 Tennessee	316-312-303=931	+67
9	26 Vanderbilt	308-317-310=935	+71
10	Mississippi	309-317-313=939	+75
11	Mississippi St.	319-318-315=952	+88
12	Kentucky	326-319-308=953	+89

### Arkansas Individuals

1	Stacy Lewis	69-73-72=214	-2
T7	Lucy Nunn	73-74-74=221	+5
T20	Kristin Ingram	79-77-75=231	+15
T30	Alex Schulte	76-76-83=235	+19
T36	Kelli Shean	87-75-75=237	+21

## 2007 - MISSISSIPPI STATE

WEST POINT, MISS./OLD WAVERLY

APRIL 20-22, 2007 || PAR 72, 6246 YDS

1	Georgia	285-291-289=865	+1
2	Florida	296-295-290=881	+17
3	Tennessee	292-296-298=885	+22
4	S. Carolina	295-289-303=887	+23
5	Alabama	291-300-302=893	+29
6	Vanderbilt	296-303-299=898	+34
7	LSU	294-303-302=899	+35
8	Auburn	298-302-302=902	+38
<b>9</b>	<b>ARKANSAS</b>	<b>296-299-311=906</b>	<b>+42</b>
10	Miss. State	312-295-307=914	+50
11	Kentucky	308-308-315=931	+67
12	Mississippi	312-311-323=946	+82

### Arkansas Individuals

T14	Alex Schulte	74-72-76=222	+6
T30	Kristin Ingram	73-76-79=228	+12
T37	Lucy Nunn	76-79-76=231	+15
T37	Ashley Medders	79-72-80=231	+15
--	Stacy Lewis	73-W-W=W	NA

## 2006 - VANDERBILT

FRANKLIN, TENN./LEGENDS CLUB

APRIL 14-16, 2006 || PAR 72, 6217 YDS

1	Auburn	300-282-293=875	+11
2	Tennessee	301-287-288=876	+12
3	Georgia	301-285-299=885	+21
4	Vanderbilt	303-287-297=887	+23
<b>5</b>	<b>ARKANSAS</b>	<b>304-297-296=897</b>	<b>+33</b>
6	Florida	308-291-299=898	+34
7	LSU	302-300-298=900	+36
8	S. Carolina	310-293-300=903	+39
9	Alabama	307-296-305=908	+44
10	Miss. State	321-301-302=924	+60
11	Kentucky	315-310-311=936	+72
12	Mississippi	318-315-307=940	+76

### Arkansas Individuals

T18	Amanda McCurdy	73-78-73=224	+8
T21	Lindsey Hinshaw	77-76-72=225	+9
T21	Stacy Lewis	75-74-76=225	+9
T30	Courtney Mahon	79-74-75=228	+12
T38	Ashley Medders	82-73-76=231	+15



Emma Lavy in the second round of the 2013 SEC Championship in Birmingham, Ala.

# ALL-TIME SEC RESULTS

## 2005 - MISSISSIPPI

### TUNICA, MISS./TUNICA NATIONAL

APRIL 15-17, 2005 || PAR 72, 6281 YDS

T1 Auburn*	291-302-311=904	+40
T1 Georgia	301-302-301=904	+40
<b>3 ARKANSAS</b>	<b>301-309-295=905</b>	<b>+41</b>
T4 LSU	303-293-310=906	+42
T4 Tennessee	299-304-303=906	+42
6 Florida	304-307-300=911	+47
7 S. Carolina	313-301-300=914	+50
8 Kentucky	310-314-299=923	+59
9 Vanderbilt	308-316-303=927	+63
10 Alabama	303-316-314=933	+69
11 Miss. State	330-312-305=947	+83
12 Mississippi	321-328-320=969	+105

#### Arkansas Individuals

1 Stacy Lewis	72-75-67=214	-2
T19 Gena Johnson	79-77-73=229	+13
T26 Amanda McCurdy	74-78-79=231	+15
T34 Courtney Mahon	76-80-78=234	+18
T38 Lindsey Hinshaw	80-79-77=236	+20

## 2004 - LOUISIANA STATE

### BATON ROUGE, LA./UNIVERSITY CLUB

APRIL 16-18, 2004 || PAR 72, 6387 YDS

1 Vanderbilt	295-291-291=877	+13
T2 Auburn	292-295-294=881	+17
T2 LSU	299-293-289=881	+17
4 Tennessee	296-292-294=882	+18
5 Florida	302-290-293=885	+21
6 Georgia	298-297-295=890	+26
7 S. Carolina	303-300-296=899	+35
8 Mississippi	315-295-295=905	+41
<b>9 ARKANSAS</b>	<b>297-308-304=909</b>	<b>+45</b>
10 Alabama	306-300-307=913	+49
11 Miss. State	306-309-308=923	+59
12 Kentucky	315-309-305=929	+65

#### Arkansas Individuals

T26 Melissa Murray	74-76-75=225	+9
T36 Gena Johnson	77-78-73=228	+12
T36 Amanda McCurdy	71-78-79=228	+12
T36 Courtney Mahon	75-76-77=228	+12
T53 Sarah Trew	78-78-80=236	+20

## 2003 - KENTUCKY

### LEXINGTON, KY./UNIVERSITY CLUB

APRIL 18-20, 2003 || PAR 72, 6153 YDS

1 Auburn	299-297-307=903	+39
2 Florida	296-296-313=905	+41
3 Tennessee	291-301-319=911	+47
4 S. Carolina	295-308-311=914	+50
5 Vanderbilt	306-301-312=919	+55
<b>6 ARKANSAS</b>	<b>297-316-312=925</b>	<b>+61</b>
7 Georgia	299-311-327=937	+73
8 Kentucky	309-311-324=944	+80
9 Miss. State	317-311-332=960	+96
10 LSU	324-326-325=975	+111
11 Mississippi	319-322-341=982	+118
12 Alabama	318-329-336=983	+119

#### Arkansas Individuals

T5 Lina Axelsson	70-76-77=223	+7
T20 Melissa Murray	79-74-80=233	+17
T22 Courtney Mahon	76-82-76=234	+18
T38 Amanda McCurdy	72-87-80=239	+23
55 Jennifer Norlien	86-84-79=249	+33

## 2002 - GEORGIA

### ATHENS, GA./UGA GOLF COURSE

APRIL 19-21, 2002 || PAR 72

1 S. Carolina	289-282-290=861	-3
2 Auburn	280-291-293=864	E
3 Tennessee	295-282-289=866	+2
4 Vanderbilt	300-294-281=875	+11
5 Georgia	298-302-288=888	+24
6 Florida	298-295-304=897	+33
7 Alabama	305-306-307=918	+54
8 LSU	303-313-305=921	+57
9 Miss. State	317-310-302=929	+65
10 Mississippi	310-314-305=929	+65
<b>11 ARKANSAS</b>	<b>320-301-313=934</b>	<b>+70</b>
12 Kentucky	312-317-315=944	+80

#### Arkansas Individuals

38 Melissa Murray	79-73-82=234	+18
T39 Jennifer Norlien	79-76-80=235	+19
T41 Lina Axelsson	77-79-80=236	+20
T49 Catherine Beckett	85-76-77=238	+22
T52 Gena Johnson	88-76-76=240	+24



Gabriela Lopez and Mike Adams at the practice round for the 2013 SEC Championship in Birmingham, Ala.



# ALL-TIME SEC RESULTS

## 2001 - FLORIDA

GAINESVILLE, FLA./UNIV. OF FLORIDA GC  
APRIL 20-22, 2001 || PAR 72, 5840 YDS

1	Georgia	290-290-292=872	+8
2	LSU	287-289-301=877	+13
T3	Auburn	294-300-293=887	+23
T3	S. Carolina	295-290-302=887	+23
5	Florida	290-303-298=891	+27
6	Tennessee	302-293-302=897	+33
7	Alabama	302-296-307=905	+41
8	Vanderbilt	301-299-308=908	+44
9	Mississippi	314-308-315=937	+73
10	Kentucky	323-304-313=940	+76
11	Miss. State	317-307-317=941	+77
12	<b>ARKANSAS</b>	<b>315-321-307=943</b>	<b>+79</b>

### Arkansas Individuals

T26	Johanna Danielsson	75-79-74=238	+12
37	Kelly Hanwell	77-80-75=232	+16
T47	Catherine Beckett	79-82-77=238	+22
T53	Lauren Baugh	85-80=81=246	+30
57	Jennifer Norlien	84-84-84=252	+36

## 2000 - ARKANSAS

ROGERS, ARK./PINNACLE CC  
APRIL 21-23, 2000 || PAR 72

1	Auburn	306-306-307=919	+55
2	LSU	321-302-298=921	+57
3	Tennessee	312-309-304=925	+61
4	Georgia	311-313-308=932	+68
	Miss. State	307-322-309=938	+74
	Florida	316-301-321=938	+74
7	Kentucky	314-320-316=950	+86
8	<b>ARKANSAS</b>	<b>318-311-327=956</b>	<b>+92</b>
9	South Carolina	314-326-319=959	+95
10	Vanderbilt	328-318-320=966	+102
11	Mississippi	321-318-329=968	+104
12	Alabama	323-337-316=976	+112

### Arkansas Individuals

T9	Kristy Kortuem	77-76-76=229	+13
T23	Johanna Danielsson	77-77-82=236	+20
T37	Adrienne Mucci	82-77-84=243	+27
T46	Kelly Hanwell	82-81-85=248	+33
T57	Lauren Baugh	89-85-85=259	+43

## 1999 - AUBURN

AUBURN, ALA./GRAND NATIONAL  
APRIL 16-18, 1999 || PAR 72, 5913 YDS

1	Georgia	299-297-291=887	-1
2	Tennessee	306-304-295=905	+7
3	Mississippi	308-305-300=913	+15
4	LSU	308-311-299=918	+30
5	ARKANSAS	315-315-301=931	+43
6	Auburn	310-310-317=937	+49
7	Miss State	323-309-317=949	+61
8	Vanderbilt	318-318-313=949	+61
9	Alabama	316-317-318=951	+64
10	S. Carolina	318-314-320=952	+65
11	Florida	321-338-311=970	+82
12	Kentucky	346-325-307=978	+100

### Arkansas Individuals

T9	Adrienne Mucci	79-77-74=230	+14
T14	Lauren Baugh	78-80-73=231	+15
T32	Kelly Hanwell	78-77-83=238	+22
T37	Johanna Danielsson	80-83-77=240	+24
T41	Kristy Kortuem	86-81-77=244	+28

## 1998 - ALABAMA

BIRMINGHAM, ALA./RIVERCHASE CC  
APRIL 17-19, 1998

1	Georgia	295-297-302=894	
2	LSU	302-302-295=899	
3	Alabama	298-305-299=902	
4	Tennessee	306-309-304=919	
5	Auburn	309-305-311=925	
6	Mississippi	304-311-311=926	
7	Miss. State	307-322-303=932	
8	S. Carolina	318-312-303=933	
9	Florida	317-320-297=934	
10	<b>ARKANSAS</b>	<b>304-326-317=947</b>	
11	Kentucky	320-314-326=960	
12	Vanderbilt	331-326-312=969	

### Arkansas Individuals

T33	Johanna Danielsson	77-80-80=237	
T36	Adrienne Mucci	75-84-79=238	
T39	Kristy Kortuem	77-86-76=239	
T47	Kelly Hanwell	75-81-87=243	
T54	Jane Hilburn	87-81-82=250	

## 1997 - SOUTH CAROLINA

BLYTHEWOOD, S.C./UNIVERSITY CLUB  
APRIL 18-20, 1997

1	Georgia	308-292-299=899	
2	LSU	314-295-296=905	
3	Florida	311-295-302=908	
4	S. Carolina	317-294-299=910	
5	Auburn	312-299-300=911	
6	Tennessee	319-295-302=916	
7	Alabama	317-306-306=929	
8	Kentucky	323-305-302=930	
9	Vanderbilt	323-311-309=943	
10	Mississippi	328-320-304=952	
11	Miss. State	331-310-323=964	
12	<b>ARKANSAS</b>	<b>328-322-327=977</b>	

### Arkansas Individuals

T50	MacKenzie Cato	84-83-76=243	
T50	Adrienne Mucci	81-81-81=243	
T53	Jane Hilburn	80-78-87=245	
55	Rebecca Gard	83-80-87=250	
60	Jessica Nelson	77-85-83=265	

## 1996 - TENNESSEE\*

1	Auburn	298-306=604	
2	LSU	308-300=608	
3	S. Carolina	310-300=610	
4	Florida	313-297=610	
5	Tennessee	307-311=618	
6	Georgia	319-309=628	
7	Kentucky	323-309=632	
8	Mississippi	320-315=635	
9	Vanderbilt	318-321=639	
10	Alabama	322-319=641	
11	Miss. State	326-322=648	
12	<b>ARKANSAS</b>	<b>334-329=663</b>	


### Arkansas Individuals

T39	Erika Ilding	80-82=162	
T50	Julie McMahon	86-80=166	
T52	Jane Hilburn	86-81=167	
57	Lisa Cornwell	82-86=167	
58	MacKenzie Cato	88-87=175	

\*Shortened due to weather



# 2013 NCAA REGIONAL



The fifth-ranked University of Arkansas women's golf team tied for third place at the 2013 NCAA East Regional Championship qualifying for the NCAA Championship in Athens, Ga., May 21-24.

Arkansas finished with a final round 287 to tie for third place with an 864. The tie for third is the program's best NCAA Regional finish bettering the fourth-place finish two seasons ago. This will be the sixth NCAA Championship team appearance in program history and the third consecutive for the Razorbacks.

"Obviously we are excited to advance," Arkansas head coach Shauna Estes-Taylor said. "It was a tough round of golf in what I consider one of the most tense rounds of golf all year. This group had a calm

about them all week that I felt so at peace about. It is really just taking one step at a time on the journey to get to Athens. They just really performed at a high level. We did a fantastic job coming down the stretch. We started strong and finished strong."

Also qualifying out of the NCAA East Regional is No. 2 Alabama with an 844, No. 20 Tulane with 852, Arkansas and No. 17 Oklahoma State with an 864, No. 23 Texas with 871, No. 29 Northwestern with 874, No. 8 UCLA with 875 and No. 42 Auburn with 877.

Emma Lavy paced Arkansas and finished tied for 11th overall. The Fayetteville, Ark., native



92 *Regina Plasencia at the NCAA East Regional in 2013.*



# 2013 NCAA REGIONAL

## ARKANSAS NCAA REGIONAL RECORDS

### MISCELLANEOUS

Number of Appearances	12
Central	6 2012, 2011, 2007, 2005, 2004, 2003
West	4 2010, 2009, 2008, 2006
East	2 2000, 2013
Advanced to NCAA Championship	6
1 individual in 2007 - Stacy Lewis	

### TEAM: LOW SINGLE ROUND

Score	Round	Tournament	Date	vs Par
283	1	NCAA East	2013	-5
287	3	NCAA East	2013	-1
289	3	NCAA Central	2011	+1
289	1	NCAA West	2009	+1
291	1	NCAA West	2008	+3
291	1	NCAA Central	2007	+7
294	2	NCAA East	2013	+6
294	3	NCAA West	2008	+6
295	3	NCAA Central	2012	+7
296	2	NCAA West	2009	+8
297	3	NCAA West	2009	+9
297	2	NCAA West	2008	+9

### TEAM: LOW TOURNAMENT

Score	Tournament	Year	vs Par
864	NCAA East	2013	E
882	NCAA West	2009	+18
882	NCAA West	2008	+18
899	NCAA Central	2011	+35
906	NCAA Central	2007	+54
911	NCAA West	2006	+47
911	NCAA West	2010	+59
913	NCAA Central	2012	+49
915	NCAA Central	2005	+51
944	NCAA Central	2003	+92
948	NCAA East	2000	+84
950	NCAA Central	2004	+98

### BEST TEAM FINISH

Place	Score	Tournament	Date	vs Par
t3	864	NCAA East	2013	E
4	889	NCAA Central	2011	+35
t5	882	NCAA West	2008	+18
8	913	NCAA Central	2012	+49
8	911	NCAA West	2006	+47
8	915	NCAA Central	2005	+51
9	906	NCAA Central	2007	+54
t9	882	NCAA West	2009	+18
13	911	NCAA West	2010	+59
15	944	NCAA Central	2003	+92
16	950	NCAA Central	2004	+98
23	948	NCAA East	2000	+84

### BEST INDIVIDUAL FINISH

Place	Player	Year	Score
t3	Stacy Lewis	2007	70-72-71=213
t3	Emily Tubert	2011	75-69-75=219
t4	Emily Tubert	2012	75-75-69=218
t6	Kristin Ingram	2008	73-71-70=214
t11	Emma Lavy	2013	67-75-72=214
t11	Stacy Lewis	2008	69-76-72=217
t11	Stacy Lewis	2006	77-74-71=222
t15	Amanda McCurdy	2004	76-75-77=228
t18	Emily Tubert	2013	73-73-70=216
t18	Victoria Vela	2013	71-73-72=216

### INDIVIDUAL LOW ROUND

Score	Player	Round	Year	vs Par
67	Emma Lavy	1	2013	-5
68	Emily Tubert	3	2012	-4
69	Emily Tubert	2	2011	-3
69	Emma Lavy	3	2011	-3
69	Stacy Lewis	1	2008	-3
70	Kristin Ingram	3	2008	-2
70	Stacy Lewis	1	2007	E
71	Stacy Lewis	3	2007	E
71	Kristin Ingram	2	2007	E
71	Alex Schulte	3	2009	-1
71	Stacy Lewis	3	2006	-1
72	Kelli Shean	1	2011	E
72	Stacy Lewis	2	2007	+1
72	Stacy Lewis	3	2008	E
72	Lucy Nunn	1	2009	E
72	Lucy Nunn	2	2009	E
72	Alex Schulte	2	2010	+1
72	Lucy Nunn	1	2007	+1
72	Kristin Ingram	1	2009	E
72	Katy Nugent	1	2009	E
72	Courtney Mahon	1	2005	E

shot 214 with rounds of 67-75-72. Junior Emily Tubert and senior Victoria Vela tied for 18th overall shooting 216.

Tubert shaved three strokes off her previous rounds shooting a two-under 70 in the second round to go with her 73-73 from the first two days.

Vela posted her best-ever NCAA Regional finish and shot 71-73-72 for her 216. Freshman Gabriela Lopez tied for 26th overall with a 218. Lopez carded 72-73-73 in her first-ever collegiate postseason appearance. Freshman Regina Plasencia tied for 60th overall shooting a 225 with 73-75-77 for the Razorbacks.



Emily Tubert at the NCAA East Regional in 2013.

"Athens is a golf course a lot of us know and to get this group there and have a chance to win a National Championship has been a goal all year," Estes-Taylor said. "We're looking forward to the next step in the journey."

# ALL-TIME NCAA REGIONAL RESULTS

## 2013 NCAA EAST REGIONAL

AUBURN, ALA. || AUBURN UNIV. CLUB

MAY 9-11, 2013 || PAR 72 || 6,259 YDS

TEAM	SCORE	TO PAR
1 Alabama	277-277-290=844	-20
2 Tulane	283-285-284=852	-12
<b>T3 ARKANSAS</b>	<b>283-294-287=864</b>	<b>E</b>
T3 Oklahoma State	290-287-287=864	E
5 Texas	289-291-291=871	+7
6 Northwestern	292-298-284=874	+10
7 UCLA	288-298-289=875	+11
8 Auburn	299-284-294=877	+13
9 Tennessee	294-292-294=880	+16
10 North Carolina	290-292-305=887	+23
11 Virginia	300-298-296=894	+30
12 Kentucky	301-296-300=897	+33
13 East Carolina	301-303-301=905	+41
14 Florida International	304-301-302=907	+43
T15 UCF	312-304-292=908	+44
T15 Notre Dame	292-304-312=908	+44
17 East Tennessee St.	297-302-310=909	+45
18 Mississippi	299-308-303=910	+46
T19 Penn State	310-301-300=911	+47
T19 Chattanooga	309-298-304=911	+47
21 Texas State	301-307-306=914	+50
22 James Madison	316-305-310=931	+67
23 Eastern Kentucky	321-332-322=975	+111
24 Alabama State	335-332-327=994	+130

### Arkansas Individuals

T11 Emma Lavy	67-75-72=214	-2
T18 Emily Tubert	73-73-70=216	E
T18 Victoria Vela	71-73-72=216	E
T26 Gabriela Lopez	72-73-73=218	+2
T60 Regina Plasencia	73-75-77=225	+9

## NCAA CENTRAL REGIONAL

COLUMBUS, OHIO/SCARLET COURSE

MAY 10-12, 2012 || PAR 72, 6,264 YDS

TEAM	SCORE	TO PAR
1 So California	298-290-286=874	+10
2 Vanderbilt	308-292-299=899	+35
3 Purdue	301-307-294=902	+38
4 Tennessee	306-308-290=904	+40
5 Virginia	308-296-301=905	+41
6 Ohio State	310-302-296=908	+44
7 NC State	307-304-300=911	+47
<b>8 ARKANSAS</b>	<b>310-308-295=913</b>	<b>+49</b>
9 Oregon	308-300-306=914	+50
T10 Florida State	314-301-304=919	+55
T10 Georgia	299-318-302=919	+55
12 Auburn	306-304-312=922	+58
13 Mississippi	315-311-304=930	+66
14 Texas State	320-315-300=935	+71
15 Notre Dame	304-320-312=936	+72
16 Michigan	315-316-306=937	+73
17 Kentucky	322-313-304=939	+75
18 Harvard	315-317-311=943	+79
19 South Florida	309-325-320=954	+90
20 UTSA	317-326-319=962	+98
21 East Carolina	329-310-328=967	+103
22 UNCW	323-322-324=969	+105
23 Butler	321-334-315=970	+106
24 Siena College	328-326-327=981	+117

### Arkansas Individuals

T4 Emily Tubert	75-75-68=218	+2
T23 Emma Lavy	77-75-75=228	+11
T64 Victoria Vela	79-81-76=236	+20
T68 Emily Podzielinski	79-82-76=237	+21
T96 Hally Leadbetter	89-77-76=242	+26

## 2011 NCAA CENTRAL REGIONAL

SOUTH BEND, IND./WARREN GC

MAY 5-7, 2011 || PAR 72, 6208 YDS

TEAM	SCORE	TO PAR
1 UCLA	291-301-298=890	+26
2 LSU	295-303-296=894	+30
3 Minnesota	301-297-299=897	+33
<b>4 ARKANSAS</b>	<b>307-303-289=899</b>	<b>+35</b>
5 Notre Dame	298-305-298=901	+37
6 Ohio State	306-301-298=905	+41
7 Stanford	302-306-300=908	+44
8 Wake Forest	312-304-293=909	+45
9 Duke	302-314-297=913	+49
10 Northwestern	302-306-306=914	+50
11 Texas	306-307-303=916	+52
T12 Chattanooga	303-309-305=917	+53
T12 Tulane	313-302-302=917	+53
14 Kent State	304-311-304=919	+55
15 Wisconsin	314-305-310=929	+65
16 North Texas	311-314-310=935	+71
17 Oklahoma State	312-312-313=937	+73
18 Michigan	316-307-315=938	+74
19 Illinois	313-309-318=940	+76
20 East Carolina	315-316-314=945	+81
21 UNLV	318-325-311=954	+90
22 Morehead State	319-326-310=955	+91
23 Illinois State	329-317-320=966	+102
24 Butler	316-325-329=970	+106

### Arkansas Individuals

T3 Emily Tubert	75-69-75=219	+3
T14 Kelli Shean	72-79-73=224	+8
T41 Corinna Rees	78-78-74=230	+14
T50 Emma Lavy	82-80-69=231	+15
T56 Victoria Vela	82-77-73=232	+16

## 2010 NCAA WEST REGIONAL

PALO ALTO, CALIF./STANFORD GC

MAY 6-8, 2010 || PAR 71 || 6,115 YDS

TEAM	SCORE	TO PAR
1 7 Arizona	291-294-291=876+24	
2 1 UCLA	292-296-297=885+33	
T3 32 Texas	293-304-293=890+38	
T3 6 Alabama	295-300-295=890+38	
5 13 Virginia	291-305-298=894+42	
6 17 Stanford	297-304-294=895+43	
7 45 San Jose State	303-299-298=900+48	
8 25 Texas A&M	299-302-302=903+51	
9 20 LSU	302-295-307=904+52	
10 Iowa State	302-297-309=908+56	
11 24 California	292-305-312=909+57	
12 12 Ohio State	296-307-307=910+58	
<b>13 35 ARKANSAS</b>	<b>308-299-304=911+59</b>	
14 Colorado State	304-302-306=912+60	
15 30 UC Davis	308-307-298=913+61	
16 36 UNLV	295-306-317=918+66	
17 39 UC Irvine	302-313-312=927+75	
18 Maryland	316-306-306=928+76	
19 Idaho	312-314-312=938+86	
20 Portland State	309-317-316=942+90	
21 41 San Francisco	312-325-309=946+94	
22 Texas State	317-323-308=948+96	
23 Oral Roberts	319-318-318=955+103	
24 Pennsylvania	329-323-325=977+125	

### Arkansas Individuals

T38 Victoria Vela	77-77-73=227	+14
T38 Alex Schulte	78-72-77=227	+14
T56 Kelli Shean	73-80-77=230	+17
T72 Tiffany Phelps	80-76-77=233	+20
T85 Kristin Ingram	83-74-79=236	+23

## 2009 NCAA WEST REGIONAL

TEMPE, ARIZ./KARSTEN CREEK GC

MAY 7-9, 2009 || PAR 72 || 6,230 YDS

TEAM	SCORE	TO PAR
1 1 Arizona State	273-283-286=842	-22
2 4 So. California	289-283-289=861	-3
3 8 LSU	295-288-285=868	+4
T4 36 TCU	289-293-291=873	+9
T4 25 UC Irvine	289-284-300=873	+9
T4 45 Texas	288-290-295=873	+9
7 22 Arizona	288-300-288=876	+12
8 13 Pepperdine	294-300-285=879	+15
<b>T9 16 ARKANSAS</b>	<b>289-296-297=882</b>	<b>+18</b>
T9 21 California	291-297-294=882	+18
11 39 Texas A&M	288-297-300=885	+21
12 41 Oregon, U. of	299-298-293=890	+26
13 18 San Jose St.	299-305-296=900	+36
14 29 San Francisco	294-304-303=901	+37
15 Baylor	299-309-294=902	+38
16 34 UNLV	299-313-293=905	+41
17 47 LBSU	299-310-299=908	+44
18 Northern Arizona	299-309-309=917	+53
19 44 Colorado	309-308-305=922	+58
20 Oral Roberts	312-305-314=931	+67
21 Texas A&M-CC	315-303-316=934	+70

### Arkansas Individuals

T23 Lucy Nunn	72-72-75=219	+3
T32 Kelli Shean	73-74-74=221	+5
T43 Alex Schulte	75-77-71=223	+7
T51 Kristin Ingram	72-75-77=224	+8
T71 Katy Nugent	72-75-82=229	+13

## 2008 NCAA WEST REGIONAL

SACRAMENTO, CALIF./LINCOLN HILLS GC

MAY 8-10, 2008 || PAR 72 || 6,338 YDS

TEAM	SCORE	TO PAR
1 2 So. California	283-288-284=855	-9
2 4 Arizona State	296-285-289=870	+6
3 47 UNLV	288-290-301=879	+15
4 12 Arizona	299-289-292=880	+16
T5 14 Oklahoma St.	293-293-296=882	+18
<b>T5 7 ARKANSAS</b>	<b>291-297-294=882</b>	<b>+18</b>
7 28 Tulsa	287-308-289=884	+20
T8 UC Davis	300-296-296=892	+28
T8 36 Ohio State	299-298-295=892	+28
T8 23 Stanford	295-298-299=892	+28
11 21 Michigan St.	295-304-294=893	+29
12 18 California	295-301-301=897	+33
13 44 Oregon	303-297-301=901	+37
14 UC Irvine	302-301-301=904	+40
15 41 Oklahoma	299-303-303=905	+41
16 38 San Jose St.	300-302-304=906	+42
17 27 BYU	295-303-309=907	+43
18 Fresno State	306-306-296=908	+44
19 34 North Carolina	297-311-306=914	+50
20 Portland State	308-308-311=927	+63
21 Oral Roberts	310-312-310=932	+68

### Arkansas Individuals

T6 Kristin Ingram	73-71-70=214	-2
T11 Stacy Lewis	69-76-72=217	+1
T44 Lucy Nunn	74-74-77=225	+9
T49 Kelli Shean	75-76-75=226	+10
101 Alex Schulte	80-79-83=242	+26



# ALL-TIME NCAA REGIONAL RESULTS

## 2007 NCAA CENTRAL REGIONAL ANN ARBOR, MICH. / MICHIGAN GC MAY 10-12, 2007 || PAR 71 || 6,116 YDS

TEAM	SCORE	TO PAR
1 So California	283-288-298=869	+17
2 Georgia	292-296-292=880	+8
3 TCU	289-291-303=883	+31
4 Indiana	289-295-300=884	+32
5 Arizona	297-295-293=885	+33
6 Vanderbilt	290-295-301=886	+34
7 Tennessee	294-293-306=893	+41
8 Michigan State	295-295-311=901	+49
9 <b>ARKANSAS</b>	<b>291-301-314=906</b>	<b>+54</b>
10 Kent State	297-298-313=908	+56
11 Ohio State	300-307-305=912	+60
12 Northwestern	308-305-306=919	+67
13 Michigan	311-305-310=926	+74
14 Baylor	312-306-315=933	+81
15 SO Methodist	303-308-323=934	+82
16 NC-Wilmington	309-309-318=936	+84
17 Missouri	310-304-325=939	+87
18 Maryland	313-307-320=940	+88
19 Oral Roberts	311-309-329=949	+97
20 Southern Illinois	314-318-324=956	+104
21 St. Francis-PA	342-338-356=1036	+184

### Arkansas Individuals

T3 Stacy Lewis	70-72-71=213	E
T33 Corinna Rees	73-77-77=227	+14
T67 Alexandra Schulte	77-78-80=235	+22
T71 Kristin Ingram	76-74-86=236	+23
T81 Lucy Nunn	72-79-88=239	+26

## 2006 NCAA WEST REGIONAL AUBURN, WASH. / WASH. NATIONAL MAY 11-13, 2006 || PAR 72 || 6,289 YDS

TEAM	SCORE	TO PAR
1 Purdue	289-294-298=881	+17
2 UCLA	288-303-296=887	+23
3 Washington	288-303-297=888	+24
4 Stanford	303-295-298=896	+32
5 Georgia	296-302-302=900	+36
6 UNLV	304-301-299=904	+40
7 Arizona	303-300-307=910	+46
8 <b>ARKANSAS</b>	<b>299-307-305=911</b>	<b>+47</b>
9 UC Irvine	301-312-300=913	+49
10 BYU	307-302-308=917	+53
11 Georgia St.	308-308-303=919	+55
12 San Jose St.	305-309-306=920	+56
13 Oregon St.	306-313-306=925	+61
14 New Mexico	307-318-301=926	+62
15 NMSU	303-320-318=941	+77
16 Denver	323-312-309=944	+80
17 LBSU	307-325-318=950	+86
T18 Wash. St.	320-318-313=951	+87
T18 Oral Roberts	317-311-323=951	+87
20 Montana	330-319-310=959	+95
21 Bradley	326-319-322=967	+103

### Arkansas Individuals

T11 Stacy Lewis	77-74-71=222	+6
T40 Amanda McCurdy	69-79-83=231	+15
T52 Courtney Mahon	81-77-75=233	+17
T66 Lindsey Hinshaw	77-77-82=236	+20
108 Ashley Medders	76-70-77=153	+9

## 2005 NCAA CENTRAL REGIONAL LUBBOCK, TEXAS/ THE RAWLS COURSE MAY 5-7, 2005 || PAR 72 || 6,328 YDS

TEAM	SCORE	TO PAR
1 Auburn	294-309-293=896	+32
2 Texas A&M	293-310-300=903	+39
3 Missouri	291-312-302=905	+41
4 Arizona St.	296-310-300=906	+42
T5 Tulsa	298-310-300=908	+44
T5 Purdue	295-309-304=908	+44
7 Michigan St.	300-307-302=909	+45
8 <b>ARKANSAS</b>	<b>300-311-304=915</b>	<b>+51</b>
9 Texas	290-317-309=916	+52
10 Louisiana St.	298-316-303=917	+53
T11 Kent St.	305-307-309=921	+57
T11 So. Methodist	310-313-298=921	+57
T13 Baylor	302-301-320=923	+59
T13 New Mexico	291-332-300=923	+59
15 Michigan	301-320-305=926	+62
16 Texas Tech	301-318-313=932	+68
17 Wake Forest	302-315-316=933	+69
18 Notre Dame	306-323-305=934	+70
19 TCU	299-328-311=938	+74
20 South Florida	314-317-319=950	+86
21 Long Island	349-343-349=1041	+177

### Arkansas Individuals

T31 Courtney Mahon	72-81-76=229	+13
T37 Stacy Lewis	75-78-77=230	+14
T42 Lindsey Hinshaw	77-77-77=231	+15
T49 Gena Johnson	81-75-76=232	+16
T49 Amanda McCurdy	76-81-75=232	+16

## 2004 NCAA CENTRAL REGIONAL BLOOMINGTON, ILL./UNIV. GOLF COURSE MAY 6-8, 2004 || PAR 71 || 6,108 YDS

TEAM	SCORE	TO PAR
1 Vanderbilt	298-307-288=893	+41
2 Arizona	299-313-290=902	+50
3 Michigan St.	302-303-301=906	+54
4 Southern Calif.	300-311-299=910	+58
5 Baylor	312-297-306=915	+63
6 Purdue	305-309-303=917	+65
7 New Mexico	298-320-300=918	+66
8 Texas A&M	305-317-304=926	+74
T9 Southern Meth.	316-302-311=929	+77
T9 Illinois St.	313-308-308=929	+77
11 Northwestern	313-305-316=934	+82
12 TCU	308-319-308=935	+83
13 Missouri	303-323-310=936	+84
14 Oklahoma	311-321-314=946	+94
15 Kansas St.	326-311-312=949	+97
16 <b>ARKANSAS</b>	<b>308-325-317=950</b>	<b>+98</b>
17 Notre Dame	319-312-321=952	+100
18 Indiana	311-320-324=955	+103
19 Princeton	320-317-324=961	+109
20 Kent St.	325-319-321=965	+113
21 Tulsa	319-321-326=966	+114

### Arkansas Individuals

T15 Amanda McCurdy	76-75-77=228	+15
T63 Courtney Mahon	77-82-79=238	+25
T78 Melissa Murray	78-83-81=242	+29
T78 Sarah Trew	77-85-80=242	+29
NA Gena Johnson	D-87-86=NA	NA

## 2003 NCAA CENTRAL REGIONAL LINCOLN, NEB./FIRETHORN GC MAY 8-10, 2003 || PAR 71 || 6,033 YDS

TEAM	SCORE	TO PAR
California	292-292-313=897	+45
2 Kent St.	298-297-322=917	+65
3 Texas	307-298-314=919	+67
4 Purdue	309-303-314=926	+74
5 Nebraska	312-298-318=928	+76
6 Wisconsin	306-303-321=930	+78
7 Florida	311-297-323=931	+79
8 Tulsa	315-296-323=934	+82
9 Texas A&M	308-297-330=935	+83
10 Oklahoma	302-304-330=936	+84
11 Kansas St.	313-300-323=936	+84
12 Missouri	308-299-335=942	+90
13 New Mexico	316-302-324=942	+90
14 TCU	312-305-325=942	+90
15 <b>ARKANSAS</b>	<b>315-310-319=944</b>	<b>+92</b>
16 Baylor	314-308-322=944	+92
17 Michigan St.	320-301-326=947	+95
18 Tennessee	321-306-321=948	+96
19 Indiana	314-306-329=949	+97

### Arkansas Individuals

T24 Courtney Mahon	75-78-78=231	+18
T41 Melissa Murray	79-79-78=236	+23
T44 Amanda McCurdy	80-76-81=237	+24
T65 Lina Axelsson	81-79-82=242	+29
80 Jennifer Norlien	82-77-86=245	+32

## 2000 NCAA EAST REGIONAL COLUMBUS, OHIO/ SCARLET COURSE MAY 10-12, 2000 || PAR 72 || 6,126 YDS

TEAM	SCORE	TO PAR
Duke	300-302-295=897	+33
2 Northwestern	299-299-302=900	+36
Purdue	295-301-304=900	+36
4 Tennessee	300-306-296=902	+38
5 LSU	303-298-302=903	+39
6 Michigan St.	299-302-305=906	+42
7 Wake Forest	310-297-300=907	+43
8 Auburn	301-298-308=907	+43
9 Ohio St.	299-316-299=914	+50
Georgia	316-297-301=914	+50
11 Florida	300-309-306=915	+51
12 South Florida	309-305-310=924	+60
13 Campbell	311-305-309=925	+61
14 Furman	317-299-310=926	+62
15 Central Florida	299-311-318=928	+64
16 Miss St.	322-294-313=929	+65
17 North Carolina	300-329-302=931	+67
18 South Carolina	306-314-314=934	+70
19 Indiana	306-319-312=937	+73
20 Penn St.	304-319-315=938	+74
21 Vanderbilt	318-304-324=946	+82
Kentucky	312-312-322=946	+82
23 <b>ARKANSAS</b>	<b>323-315-310=948</b>	<b>+84</b>
24 Tulane	317-318-320=955	+91

### Arkansas Individuals

T75 Kelly Hanwell	78-80-78=236	+20
T85 Lauren Baugh	84-79-76=239	+23
T94 J. Danielsson	82-76-82=240	+24
T94 Kristy Kortuem	84-80-76=240	+24
T104 Adrienne Mucci	79-84-80=243	+27



# NCAA CHAMPIONSHIP REVIEW



EMILY TUBERT

University of Arkansas senior Victoria Vela wrapped up her Razorback women's golf career Friday pacing her fifth-ranked team to a tie for 13th-place finish at the 2013 NCAA Championship in Athens, Ga.

Challenging conditions met the Razorbacks out of the gates in the final round with swirling winds that gusted to 20-plus miles per hour. The temperatures crept up and the greens got faster as the round wore on. Arkansas finished the day with a 309 and had rounds of 296-293-302-309 for 1200 overall.

"I'm a little sad today to see Victoria complete her career as a Razorback," Arkansas head coach Shauna Estes-Taylor said after the event. "She has just done a fantastic job of getting it done in the classroom and on the golf course. She gave it all she had. As a coach, I'm really blessed to have been a part of her life for the last four years."

Vela was plus-four in the final round leading the team and paced Arkansas for the event, shooting 298 with rounds of 74-71-77-76. Vela finished the tournament tied for 37th overall.

Emily Tubert shot 301 carding rounds of 75-73-74-79 and freshman Gabriela Lopez shot 74-76-75-77 for 302. Junior Emma Lavy posted 73-78-76-80 for 307 while freshman Regina Plasencia also



Shauna Estes-Taylor, Bev Lewis, Beans Kelly and Mike Adams at the NCAA Championship.



# NCAA CHAMPIONSHIP REVIEW

## ARKANSAS NCAA CHAMPIONSHIP RECORDS

### MISCELLANEOUS

Number of Team Appearances	6	2013, 2012, 2011, 2008, 2006, 2005
Individual at NCAA Championship	1	2007 Stacy Lewis
NCAA Championships	1	Stacy Lewis, 2007
Best Finish	t5	2011
Best Individual Finish	1st	Stacy Lewis, 2007
	2nd	Kelli Shean, 2011

### TEAM: LOW SINGLE ROUND

Score	Round	Date	vs Par
293	2	May 22, 2013	+5
293	4	May 21, 2011	+5
293	3	May 19, 2005	+9
295	4	May 26, 2006	+8
296	1	May 21, 2013	+8
296	3	May 20, 2011	+8
296	2	May 19, 2001	+8
296	1	May 27, 2005	+12
297	2	May 21, 2008	+9
297	4	May 24, 2008	+9
298	3	May 25, 2006	+10
298	1	May 23, 2008	+10

### TEAM: LOW TOURNAMENT

Score	Year	vs Par
1190	2011	+38
1194	2008	+42
1197	2005	+61
1200	2013	+48
1205	2006	+53
1214	2012	+62

### BEST TEAM FINISH

Place	Score	Date	vs Par
t5	1190	2011	-38
8	1194	2008	+42
10	1205	2006	+53
t11	1197	2005	+61
t13	1200	2013	+48
23	1214	2012	+62

### BEST INDIVIDUAL FINISH

Place	Player	Year	Score
1	Stacy Lewis	2007	282
2	Kelli Shean	2011	286
t8	Stacy Lewis	2008	292
t9	Stacy Lewis	2006	294
t19	Emily Tubert	2011	294
t23	Lucy Nunn	2008	297

### INDIVIDUAL LOW ROUND

Score	Player	Round	Year	vs Par
66	Stacy Lewis	4	2006	-6
66	Stacy Lewis	4	2007	-6
70	Kelli Shean	3	2011	-2
70	Amanda McCurdy	4	2005	-1
71	Victoria Vela	2	2013	-1
71	Kelli Shean	2	2011	-1
71	Emily Tubert	3	2011	-1
71	Amanda McCurdy	1	2005	E
71	Stacy Lewis	1	2007	-1
71	Stacy Lewis	2	2007	-1
71	Lucy Nunn	3	2007	-1
72	Emily Tubert	4	2012	E
72	Emily Podzielinski	2	2012	E
72	Stacy Lewis	1	2005	+1
72	Courtney Mahon	2	2005	+1
72	Stacy Lewis	2	2008	E
72	Stacy Lewis	4	2008	E

shot 307 with rounds of 77-73-80-77. Tubert tied for 50th overall and Lopez tied for 58th. Lavy and Plasencia tied for 85th overall.

"It was definitely a tough, challenging golf course," Estes-Taylor said. "The winds were blowing 20-25 miles an hour and gusty to 30 at times. It was just hard to pick the right one and you had to stay patient and try to not count a big number. At times we did that and at times, we didn't. It was not the round we wanted to finish but overall as a coach you have to look at the whole body of work and I'm really proud of this team. There is a lot of really good stuff to take from it."



Victoria Vela at the 2013 NCAA Championship in Athens, Ga.



# NCAA CHAMPIONSHIP RESULTS



2013

ATHENS, GA. || UGA GOLF COURSE

MAY 21-24, 2013 || PAR 72 || 6,372 YDS

	TEAM	SCORE	TO PAR
1	1 So. California	284-276-285-288=1133	-19
2	3 Duke	286-289-287-292=1154	+2
3	7 Purdue	289-289-295-300=1173	+21
4	8 UCLA	289-287-297-301=1174	+22
5	12 Arizona State	293-287-296-305=1181	+29
6	38 Auburn	305-292-285-301=1183	+31
7	2 Alabama	288-284-301-316=1189	+37
8	9 Arizona	298-295-297-300=1190	+38
T9	4 Oklahoma	291-291-300-309=1191	+39
T9	25 Michigan State	298-291-298-304=1191	+39
T9	14 Tulane	295-289-297-310=1191	+39
12	15 Oklahoma State	303-300-294-296=1193	+41
T13	5 ARKANSAS	296-293-302-309=1200	+48
T13	13 Stanford	290-288-301-321=1200	+48
15	24 Northwestern	298-293-300-310=1201	+49
16	17 UC Davis	299-297-294-313=1203	+51
17	10 Florida	299-298-305-303=1205	+53
18	6 Vanderbilt	299-289-307-311=1206	+54
19	48 San Jose State	284-303-295-327=1209	+57
20	32 South Carolina	304-305-292-310=1211	+59
21	18 Texas	299-295-304-315=1213	+61
22	35 Oregon	301-295-297-324=1217	+65
23	47 Wisconsin	301-309-297-311=1218	+66
24	40 Miss. State	300-302-292-327=1221	+69

## Arkansas Individuals

T37	Victoria Vela	74-71-77-76=298	+10
T50	Emily Tubert	75-73-74-79=301	+13
T58	Gabriela Lopez	74-76-75-77=302	+14
T85	Emma Lavy	73-78-76-80=307	+19
T85	Regina Plasencia	77-73-80-77=307	+19



Shauna Estes-Taylor and Regina Plasencia on the tee box at the 2013 NCAA Championship in Athens, Ga.

Below: Emma Lavy is near the top of the leaderboard.





# NCAA CHAMPIONSHIP RESULTS



**2012**  
**MAY 22-24, 2012 || PAR 72, 6264 YARDS**  
**FRANKLIN, TENN./THE LEGENDS CLUB**  
**NASHVILLE, TENN.**

TEAM	SCORE	TO PAR
1 Alabama	286-285-306-294 = 1171	+19
2 Southern California	297-288-294-293 = 1172	+20
3 LSU	293-294-297-289 = 1173	+21
4 Virginia	288-294-301-292 = 1175	+23
5 South Carolina	302-281-300-293 = 1176	+24
T6 Arizona State	292-291-304-292 = 1179	+27
T6 Oklahoma	294-299-295-29 = 1179	+27
8 UCLA	292-290-306-293 = 1181	+29
9 Purdue	293-295-295-299 = 1182	+30
10 North Carolina	290-292-303-299 = 1184	+32
11 Vanderbilt	306-284-311-285 = 1186	+34
12 Florida	302-293-297-298 = 1190	+38
T13 NC State	299-294-305-293 = 1191	+39
T13 Texas	297-295-313-286 = 1191	+39
15 Duke	289-302-301-300 = 1192	+40
T16 Baylor	299-304-300-290 = 1193	+41
T16 Texas A&M	301-298-300-294 = 1193	+41
18 Colorado	297-298-305-296 = 1196	+44
19 Tennessee	300-307-307-286 = 1200	+48
20 Michigan State	296-311-294-300 = 1201	+49
21 Pepperdine	306-293-304-301 = 1204	+52
22 Ohio State	303-307-305-296 = 1211	+59
23 ARKANSAS	303-301-309-301 = 1214	+62
24 Stanford	309-304-307-296 = 1216	+64

#### Arkansas Individuals

T33 Emily Tubert	73-74-77-72 = 296	+8
T71 Emma Lavy	75-77-78-73 = 303	+15
T84 Emily Podzielinski	78-72-76-79 = 305	+17
T113 Victoria Vela	77-78-78-79 = 312	+24
T119 Hally Leadbette	79-80-79-77 = 315	+27



**2011**  
**MAY 18-21 || PAR 72 || 6,260 YDS**  
**TEXAS A&M/TRADITIONS GC**  
**BRYAN, TEXAS**

TEAM	SCORE	TO PAR
1 UCLA	289-295-294-295 = 1173	+21
2 Purdue	292-295-298-292 = 1177	+25
3 LSU	292-296-303-290 = 1181	+29
4 Virginia	291-300-299-296 = 1186	+34
<b>T5 ARKANSAS</b>	<b>305-296-296-293 = 1190</b>	<b>+38</b>
T5 Southern California	302-302-292-294 = 1190	+38
7 Texas A&M	295-294-302-300 = 1191	+39
T8 Alabama	301-303-297-292 = 1193	+41
T8 North Carolina	305-293-297-298 = 1193	+41
T10 Florida	294-298-309-295 = 1196	+44
T10 Vanderbilt	297-294-304-301 = 1196	+44
12 California	306-292-305-294 = 1197	+45
13 Tennessee	299-299-306-296 = 1200	+48
14 Wake Forest	298-307-301-296 = 1202	+50
15 Arizona	304-295-305-301 = 1205	+53
16 Washington	312-307-297-293 = 1209	+57
17 Arizona State	296-303-308-303 = 1210	+58
18 South Carolina	302-315-298-296 = 1211	+59
19 Minnesota	305-294-307-307 = 1213	+61
20 UC Davis	313-305-307-294 = 1219	+67
21 Ohio State	303-315-298-305 = 1221	+69
22 Notre Dame	308-310-307-299 = 1224	+72
23 Stanford	308-305-303-309 = 1225	+73
24 Coastal Carolina	322-302-298-310 = 1232	+80

#### Arkansas Individuals

2 Kelli Shean	75-71-70-68 = 286	-4
T19 Emily Tubert	76-73-71-74 = 294	+6
T69 Emma Lavy	80-74-78-74 = 306	+18
T88 Victoria Vela	77-79-77-77 = 310	+22
T113 Corinna Rees	77-79-77-86 = 319	+31



**2008**  
**MAY 20-23 || PAR 72 || 6,424 YDS**  
**NEW MEXICO/UNM COURSE**  
**ALBUQUERQUE, N.M.**

TEAM	SCORE	TO PAR
1 2 So California	284-300-295-289 = 1168	+16
2 3 UCLA	289-295-298-292 = 1174	+22
3 1 Duke	299-300-300-281 = 1180	+28
4 6 Purdue	298-304-303-283 = 1188	+36
5 4 Arizona St.	290-301-301-297 = 1189	+37
T6 9 Denver	293-294-308-296 = 1191	+39
T6 23 Texas A&M	295-299-299-298 = 1191	+39
<b>8 8 ARKANSAS</b>	<b>298-297-302-297 = 1194</b>	<b>+42</b>
9 5 Florida	301-299-297-299 = 1196	+44
T10 7 Georgia	297-303-303-294 = 1197	+45
T10 14 Wake Forest	293-306-306-292 = 1197	+45
T12 10 Auburn	289-315-309-302 = 1215	+63
T12 16 Virginia	296-317-301-301 = 1215	+63
T12 12 Alabama	296-311-306-302 = 1215	+63
15 18 Louisiana St.	300-315-312-295 = 1222	+70
16 40 UNLV	314-297-304-308 = 1223	+71
T17 26 TCU	298-310-312-307 = 1227	+75
T17 28 Texas	298-319-309-301 = 1227	+75
T19 11 Oklahoma St.	294-312-307-315 = 1228	+76
T19 25 Tulsa	297-317-310-304 = 1228	+76
21 44 UC Davis	298-319-315-302 = 1234	+82
22 30 So Carolina	306-316-310-303 = 1235	+83
23 13 Arizona	307-309-314-310 = 1240	+88
24 34 Furman	312-313-315-313 = 1253	+101

#### Arkansas Individuals

T8 Stacy Lewis	73-72-75-72 = 292	+4
T23 Lucy Nunn	76-77-71-73 = 297	+9
T48 Kelli Shean	76-74-78-75 = 303	+15
T68 Kristin Ingram	73-79-78-77 = 307	+19
T96 Alex Schulte	80-74-79-82 = 315	+27




# NCAA CHAMPIONSHIP RESULTS



**2007**  
**MAY 22-25 || PAR 72 || 6,351 YDS**  
**UCF/LPGA INTERNATIONAL**  
**DAYTONA BEACH, FLA.**  
**INDIVIDUAL ONLY**

1 Stacy Lewis 71-71-74-66=282 -6  
**NATIONAL CHAMPION**



**2006**  
**MAY 23-26 || PAR 72 || 6,203 YDS**  
**OHIO ST./THE SCARLET COURSE**  
**COLUMBUS, OHIO**

	TEAM	SCORE	TO PAR
1	Duke	297-292-287-291 = 1167	+15
2	S. California	291-300-298-288 = 1177	+25
3	Pepperdine	301-295-298-293 = 1187	+35
4	Arizona St.	292-294-310-299 = 1195	+43
5	California	305-301-295-299 = 1200	+48
T6	Georgia	306-305-291-300 = 1202	+50
T6	Washington	305-304-293-300 = 1202	+50
T6	Florida	293-307-302-300 = 1202	+50
9	Purdue	301-295-300-307 = 1203	+51
10	ARKANSAS	299-313-298-295 = 1205	+53
11	UCLA	301-306-303-297 = 1207	+55
12	Auburn	301-298-305-304 = 1208	+56
T13	Tennessee	303-290-315-301 = 1209	+57
T13	Stanford	307-301-295-306 = 1209	+57
15	Wake Forest	297-312-301-301 = 1211	+59
16	Florida St.	305-305-301-302 = 1213	+61
17	Arizona	296-319-297-304 = 1216	+64
18	Oklahoma St.	311-299-308-299 = 1217	+65
19	Texas A&M	302-306-316-295 = 1219	+67
20	Nebraska	311-305-306-299 = 1221	+69
21	Kent St.	312-307-304-306 = 1229	+77
22	UNLV	313-301-304-312 = 1230	+78
23	Louisiana St.	298-307-319-308 = 1232	+80
24	Alabama	307-317-310-314 = 1248	+96

#### Arkansas Individuals

T9	Stacy Lewis	76-76-76-66 = 294	+6
T38	Amanda McCurdy	75-77-73-76 = 301	+13
T53	Ashley Medders	74-77-75-78 = 304	+16
T75	Lindsey Hinshaw	76-83-74-75 = 308	+20
T105	Courtney Mahon	74-83-78-81 = 316	+28




**2005**  
**MAY 17-19 || PAR 71 || 6,312 YDS**  
**OREGON ST./THE MEADOWS GC**  
**SUNRIVER, ORE.**

	TEAM	SCORE	TO PAR
1	Duke	292-303-278-297 = 1170	+34
2	UCLA	288-302-292-293 = 1175	+39
3	Auburn	290-296-295-295 = 1176	+40
4	Pepperdine	291-295-299-294 = 1179	+43
5	California	295-299-296-290 = 1180	+44
T6	Tennessee	300-303-299-285 = 1187	+51
T6	Ohio St.	301-296-300-290 = 1187	+51
T8	Arizona St.	303-301-297-289 = 1190	+54
T8	Okla. St.	298-306-299-287 = 1190	+54
10	Florida	301-304-297-293 = 1195	+59
T11	ARKANSAS	296-307-293-301 = 1197	+61
T11	S. California	287-312-301-297 = 1197	+61
13	Virginia	304-308-295-293 = 1200	+64
14	Wash.	292-314-296-299 = 1201	+65
15	Tulane	305-312-299-286 = 1202	+66
16	Missouri	307-300-296-302 = 1205	+69
17	Mich. St.	304-301-299-302 = 1206	+70
18	UCIrvine	311-304-297-299 = 1211	+75
19	Stanford	300-311-298-303 = 1212	+76
20	Purdue	309-302-304-301 = 1216	+80
21	Furman	307-301-309-300 = 1217	+81
22	Texas A&M	305-306-309-299 = 1219	+83
23	Tulsa	307-313-310-292 = 1222	+86
24	BYU	305-317-316-300 = 1238	+103

#### Arkansas Individuals

T34	Amanda McCurdy	71-82-70-75 = 298	+14
T39	Stacy Lewis	72-78-74-75 = 299	+15
T68	Lindsey Hinshaw	76-79-73-76 = 304	+20
T74	Courtney Mahon	77-72-77-78 = 305	+21
T88	Gena Johnson	80-77-76-75 = 308	+24



**2013-14 ARKANSAS RAZORBACK WOMEN'S GOLF**



# NCAA CHAMPIONSHIP



*Lots of family and friends were on hand to cheer on the Razorbacks at the 2013 NCAA Championship.*





# 1995-96



Standing (l-r): Head Coach Sue Ertl, Erika Iding, Julie McMahon, Kellie Dennis, Lisa Cornwell. Kneeling (l-r): MacKenzie Cato, Sarah Williams, Jane Hilburn.

## 1995-96 INDIVIDUAL RESULTS

PLAYER	AVG	ROUNDS	STROKES	18	36	54	BEST FINISH
Lisa Cornwell	79.8	22	1,756	72	156	229	t15th, LSU Invitational
Julie McMahon	81.1	20	1,623	77	155	237	t15th, Minnesota Invite
Erika Iding	81.0	23	1,863	76	154	238	5th, Minnesota Invitational
MacKenzie Cato	81.9	20	1,637	77	158	236	t6th, Minnesota Invitational
Jane Hilburn	82.1	20	1,642	74	156	238	t15th, Midwest Classic
Kellie Dennis	85.2	5	426	84	169	257	t31st, Minnesota Invitational
Sarah Williams	86.3	10	863	80	169	249	t27th, Midwest Classic
TEAM	81.8	120	9,810	312	634	957	4th, Minnesota Invitational
	317.5	23	7,297				

## 1995-96 TEAM RESULTS

DATE	EVENT	PLACE/TEAMS	SCORE
Sept. 10-11	Golden Gopher Invitational	4th/11	318-318=636
Sept. 22-24	Auburn Lady Tiger Invitational	11th/12	323-322=645
Oct. 6-8	Lady Kat Invitational	14th/17	330-310-331=971
Nov. 3-5	FIU/Pat Bradley Invitational	5th/12	315-319-323=957
Feb. 23-24	Midwest Classic	5th/6	318-316=634
March 15-17	LSU Fairwood Invitational	16th/18	329-321-316=966
March 22-24	Lady Gamecock Invitational	12th/16	323-326-321=970
April 12-14	Liz Murphey Coll. Classic	12th/22	327-312-320=959
April 19-21	SEC Championship	12th/12	334-329=663



SUE ERTL



# 1996-97



Seated (l-r): Jessica Nelson, MacKenzie Cato. Back (l-r): Jane Hilburn, Laura Kennen, Head Coach Ulrika Fisher (Belline), Rebecca Gard, Adrienne Mucci.

## 1996-97 INDIVIDUAL RESULTS

PLAYER	AVG	ROUNDS	STROKES	18	36	54	BEST FINISH
MacKenzie Cato	81.9	28	2293	76	160	242	T12th, Lady Lumberjack Invitational
Adrienne Mucci	82.4	28	2307	77	158	239	T7th, Lady Lumberjack Invitational
Jane Hilburn	83.5	28	2339	75	165	237	T28th, Lady Lumberjack Invitational
Rebecca Gard	84.0	25	2100	79	162	243	T32nd, Lady Lumberjack Invitational
Jessica Nelson	85.6	22	1883	79	169	253	T32nd, Lady Lumberjack Invitational
Laura Kennan	90.8	6	545	84	185	285	94th, Lady Tar Heel Invitational
TEAM	83.7	137	11467	324	651	978	5th, Lady Lumberjack Invitational
	329.3	28	9220				

## 1996-97 TEAM RESULTS

DATE	EVENT	PLACE/TEAMS	SCORE
Sept. 13-15	Lady Seminole Invitational	17th/19	324-327-328=979
Sept. 27-29	Lady Tar Heel Invitational	13th/18	327-323-319=969
Oct. 7-9	Lady Lumberjack Invitational	5th/13	316-333=649
Oct. 28-30	Roadrunner Invitational	13th/19	337-327-341=1005
Feb. 24-25	Monica Welsh Invitational	14th/18	330-330-364=1024
March 2-3	Bay Area Classic	9th/19	351-333=684
March 14-16	LSU Fairwood Invitational	13th/14	324-328-326=978
March 21-23	Lady Gamecock Invitational	15th/15	321-323-325=969
April 11-13	Liz Murphey Coll. Classic	16th/19	332-325-329=986
April 18-20	SEC Championship	12th/12	328-322-327=977



ULRIKA FISHER



# 1997-98



Standing (l-r): Head Coach Ulrika Fisher (Belline), Leslie Stiles, Rebecca Gard, Adrienne Mucci, Kelly Hanwell, MacKenzie Cato, Laura Kennan, Kristy Kortuem, Jane Hilburn, Johanna Danielsson, Assistant Coach Anne Clark.

## 1997-98 INDIVIDUAL RESULTS

PLAYER	ROUNDS	STROKES	AVE	18	36	54	BEST FINISH
Johanna Danielsson	28	2203	78.7	73	149	226	T4th Pepperdine Wave Invitational
MacKenzie Cato	3	240	80.0	75	157	240	T37 Ram Fall Classic
Kristy Kortuem	19	1557	81.9	74	156	234	T21 Pepperdine Wave Invitational
Jane Hilburn	17	1408	82.8	74	159	238	T33 Ram Classic/T33 Lady Rebel
Kelly Hanwell	28	2303	82.2	78	162	247	T4th Pepperdine Wave Invitational
Adrienne Mucci	25	2041	81.6	77	162	247	T41 Lady Kat Invitational
Rebecca Gard	19	1566	82.4	74	153	234	T5 Lady Rebel Intercollegiate
Laura Kennan	DNP						
Totals	28	9003	321.5	303	623	935	
	139	11,318	81.4				

## 1997-98 TEAM RESULTS

DATE	EVENT	PLACE/TEAMS	SCORE
Sept. 12-13	Ram Fall Classic	T7 th/17	303-320-312=935
Oct. 4-5	Lady Rebel Intercoll.	4th/19	313-311=624
Oct. 10-12	Lady Kat Invitational	7th/18	312-310-320=942
Oct. 26-28	Memphis Intercoll.	14th/15	351-337-337=1025
Nov. 11-12	Pepperdine Invitational	4th/18	314-320=634
F. 27-M. 1	Lady Gator Invitational	16th/19	318-309-319=946
March 13-15	LSU Fairwood Invitational	T12th/14	317-319-322=958
March 20-23	Lady Gamecock Invitational	12th/12	341-333-330=1004
April 10-12	Liz Murphey Coll. Classic	16th/17	327-339-322=988
April 17-19	SEC Championship	10th/12	304-326-317=947



ULRIKA FISHER



# 1998-99



Standing (l-r): Assistant Coach Anne Clark, Laura Kennan, Kelly Hanwell, Rebecca Gard, Adrienne Mucci, Lauren Baugh. Seated (l-r): Head Coach Ulrika Fisher (Belline), Jane Hilburn, Kristy Kortuem, Johanna Danielsson.

## 1998-99 INDIVIDUAL RESULTS

PLAYER	TOURN.	ROUNDS	STROKES	AVE.	18	36	54	TOP 10	TOP 25	BEST FINISH
Adrienne Mucci	12	26	2043	78.58	73	147	240	3	4	1st Pepperdine*
Johanna Danielsson	12	26	2055	79.00	71	153	232	2	6	T8th Pepperdine
Lauren Baugh	9	19	1501	79.00	73	147	224	1	4	T5th Chip-N Club
Kristy Kortuem	12	26	2078	79.92	71**	148	224	2	5	T5th Chip-N Club
Rebecca Gard	4	10	806	80.60	76	159	245	0	2	16th Arkansas
Jane Hilburn	5	12	968	80.67	74	153	244	2	2	6th Ark./ Pepp.
Kelly Hanwell	7	13	1060	81.54	77	177	240	0	1	T78 Pepperdine
Laura Kennan	2	5	429	85.80	85	172	253	0	0	T32nd Arkansas
TEAM	12	26	8,167	314.11	300	606	915	6	9	1st Arkansas
		137	10,933	79.80						

\*First individual winner in history of program

\*\*Arkansas' first ever sub-par round in history of program

## 1998-99 TEAM RESULTS

DATE	EVENT	PLACE/TEAMS	SCORE
Sept. 14-15	Chip-N Club	4th/15	309-306-300=915
Sept. 25-27	Lady Tar Heel Invitational	12th/17	317-314-323=954
Oct. 3-4	Lady Razorback Invitational	1st/6	306-322=628
Nov. 1-3	Memphis InterColl.	13th/15	320-320-328=958
Feb. 16-17	Pepperdine Wave Invitational	2nd/20	312-307=619
Feb. 26-28	SunTrust Lady Gator Invitational	8th/19	309-316=625*
March 12-14	LSU/Fairwood Invitational	6th/8	316-322=638
March 26-28	Betsy Rawls Classic	6th/8	315-326-319=960
April 2-4	Liz Murphey Coll. Classic	11th/18	312-317-310=939
April 16-18	SEC Championship	5th/12	315-315-301=931



ULRIKA FISHER



# 1999-2000



Standing (l-r): head coach Ulrika Belline, Catherine Beckett, Lina Axelsson, Adrienne Mucci, assistant coach Jodi Sykes. Middle: Lauren Kennan. Seated (l-r): Lauren Baugh, Kristy Kortuem, Catherine Beckett.

## 1999-2000 INDIVIDUAL RESULTS

PLAYER	TOURN.	ROUNDS	STROKES	AVE.	18	36	54	TOP 10	TOP 25	BEST FINISH
Johanna Danielsson	10	29	2294	79.10	71	147	227	2	3	2nd Lady Rebel
Kelly Hanwell	10	29	2302	79.38	74	154	241	0	1	T13 LR Invite
Kristy Kortuem	10	29	2306	79.52	74	150	234	0	3	T12 Hawaii
Adrienne Mucci	10	29	2334	80.48	72	155	239	0	2	T14 Hawaii
Lauren Baugh	9	26	2092	80.46	75	155	229	1	1	T3 Lady Rebel
Catherine Beckett	5	14	1152	82.29	74	159	241	0	1	T26 LR Invite*
Lauran Kennan	1	2	172	86.00	81	172	--	0	0	T51 LR Invite*
TEAM	10	29	9,148	315.45	301	614	927	2	2	1st Lady Rebel
		158	12,652	80.07						

\*Competed as Individual

## 1999-2000 TEAM RESULTS

DATE	EVENT	PLACE/TEAMS	SCORE
Sept. 20-21	Lady Razorback Inv.	4th/13	305-316=621
Oct. 1-3	Lady Rebel Inv.	1st/19	313-301-313=927
Oct. 8-10	Franklin St./Trust Tar Heel Inv.	10th/15	315-315-325=955
Nov. 19-10	Wahine Rainbow Inv.	3rd/14	303-313-315=931
Feb. 25-27	SunTrust Lady Gator Inv.	11th/15	317-305-324=946
March 17-19	Lady Gamecock Classic	9th/11	323-322-313=958
M. 31-A. 2	Liz Murphey Coll. Classic	16th/17	317-310-323=950
April 7-9	LSU Inv.	4th/12	310-327-319=956
April 21-23	SEC Championship	8th/12	318-311-327=956
May 10-12	NCAA Regionals (East)	24th/25	323-315-310=948



ULRIKA BELLINE



# 2000-01



Seated (l-r): Kelly Hanwell, Mary Elizabeth Brice. Standing (center): Jennifer Norlien, Kneeling (l-r): Head Coach Ulrika Belline, Catherine Beckett, Lauren Baugh, Melissa Murray, Johanna Danielsson.

## 2000-01 INDIVIDUAL RESULTS

PLAYER	TOURN.	ROUNDS	STROKES	AVE.	18	36	54	TOP 10	TOP 25	BEST FINISH
Johanna Danielsson	10	30	2355	78.50	74	154	228	-	1	T19 Nebraska
Lauren Baugh	9	27	2147	79.52	75	153	230	1	1	T3 Lady Razorback
Catherine Beckett	7	21	1691	80.52	75	156	237	1	1	10 Lady Razorback
Kelly Hanwell	9	27	2171	80.41	73	151	226	1	1	T7 Texas A&M
Jennifer Norlien	8	24	1933	80.54	74	156	239	0	0	T29 Lady Razorback
Mary Elizabeth Brice	4	12	988	82.33	78	163	242	-	-	T32 Lady Razorback
Melissa Murray	5	14	1157	82.64	80	160	244	-	-	T51 Nebraska
TEAM	10	30	9521	317.37	310	620	937	5	9	3rd Lady Razorback
		155	12442	80.27						

## 2000-01 TEAM RESULTS

DATE	EVENT	PLACE/TEAMS	SCORE
Sept. 11-12	ALLTEL Husker Invitational	7th/17	312-321-314=947
Oct. 2-3	Lady Razorback Invitational	3rd /5	321-315-314=950
Oct. 13-15	Mercedes-Benz Invitational	13th/15	326-315-319=960
Oct. 23-24	Cent. District Classic	10th /11	315-329-326=970
Feb. 23-27	SunTrust/Lady Gator Invitational	17th/17	310-315-320=945
March 5-6	Verizon "Mo" Morial Invitational	6th/17	315-309-313=937
March 12-14	Betsy Rawls Invitational	9th /12	324-313-317=954
M. 30-A. 1	Liz Murphey Coll. Classic	16th/18	324-322-337=983
April 9-10	Susie Maxwell Berning	7th /15	311-309-312=932
April 20-22	SEC Championship	12th /12	315-321-307=943



ULRIKA BELLINE



# 2001-02



Front row (l-r): Lauren Baugh, Mary Elizabeth Brice, Lina Axelsson, Lara Sowers. Back row (l-r): Jennifer Norlien, Melissa Murray, Catherine Beckett, Gena Johnson.

## 2001-02 INDIVIDUAL RESULTS

PLAYER	TOURN.	ROUNDS	STROKES	AVE.	18	36	54	TOP 10	TOP 25	BEST FINISH
Lina Axelsson	9	26	2059	79.2	74	149	225	0	3	T12 at Chip-N Club
Jennifer Norlien	8	23	1853	80.6	72	147	224	1	1	T9 at Chip-N Club
Catherine Beckett	9	26	2099	80.7	75	151	234	0	0	T16 at Lady Razorback
Gena Johnson	7	20	1623	81.2	74	149	242	1	1	T5 at Lady Razorback
Melissa Murray	7	21	1714	81.6	73	152	234	0	1	T23 at Lady Razorback
Lauren Baugh	3	8	671	83.9	80	161	249	0	0	46 at Lady Razorback
Mary Elizabeth Brice	3	9	704	77.2	71	150	225	0	2	T12 at Chip-N Club
Lara Sowers	2	6	511	85.2	82	164	251	0	0	47 at Lady Razorback
TEAM	9	26	8290	318.8	301	613	914			
	9	139	11,234	80.8	301	613	914			T3 at Chip-N Club

## 2001-02 TEAM RESULTS

DATE	EVENT	PLACE/TEAMS	SCORE
Sept. 9-10	Chip-N Club Invitational	T3rd/13	301-312-301=914
Sept. 15-16	Lady Gopher Invitational		Cancelled
Oct. 1-2	Lady Razorback Invitational	7th/15	326-312-320=958
Oct. 8-9	The Legends InterColl.	17th/19	319-312-320=951
Oct. 26-28	Capstone Classic	9th/17	341-334-328=1003
Feb. 22-24	SunTrust/Lady Gator Invitational	15th/15	319-324-326=969
March 4-5	Verizon "Mo" Morial Invitational	18th/18	351-327=678*
March 22-24	Liz Murphey Coll. Classic	18th/18	320-320-314=954
April 8-9	Susie Maxwell Berning	8th/15	314-308-307=929
April 19-21	SEC Championship	11th/12	320-301-313=934



ULRIKA FISHER



# 2002-03



Standing (l-r): Jennifer Norlien, Gena Johnson, Catherine Beckett, Amanda McCurdy, Courtney Mahon, Lina Axelsson, Melissa Murray, head coach Kelley Hester.

## 2002-03 INDIVIDUAL RESULTS

PLAYER	TOURN.	ROUNDS	STROKES	AVE.	18	36	54	TOP 10	TOP 25	BEST FINISH
Amanda McCurdy	11	31	2409	77.7	68	148	216	2	3	2nd Adidas Fall Classic
Courtney Mahon	11	31	2416	77.9	74	153	227	2	3	3rd Lady Razorback
Lina Axelsson	11	31	2422	78.1	70	146	223	2	4	T4 SEC Championship
Melissa Murray	9	26	2054	79.0	74	152	236	1	4	T9 Lady Razorback
Gena Johnson	4	11	900	81.8	73	167	242	--	--	39 Adidas Fall Classic
Catherine Beckett	7	19	1574	82.8	77	159	239	--	1	T32 "Mo" Morial
Jennifer Norlien	5	15	1248	83.2	79	162	251	--	--	T34th Lady Razorback*
TEAM	11	31	9668	311.77	297	613	900	5	9	1st Lady Razorback
	11	164	13023	79.41						

## 2002-03 TEAM RESULTS

DATE	EVENT	PLACE/TEAMS	SCORE
Sept. 13-15	Lady Kat Invitational	8th/16	316-314=630*
Sept. 23-24	Louisville Invitational	5th/14	317-310-312=939
Oct. 7-8	Lady Razorback Invitational	1st/14	310-313-314=937
Oct. 21-22	Adidas Fall Classic	1st/11	302-309-289=900
Nov. 1-3	Landfall Tradition	10th/12	315-319-312=946
Feb. 22-24	Wildcat Invitational	T11th/18	314-307-312=933
March 3-4	Verizon "Mo" Morial	2nd/19	313-304=617*
March 24-26	Betsy Rawls Invitational	T7th/12	317-328-316=961
April 4-6	Liz Murphey Coll. Classic	T13th/17	316-305-315=936
April 18-20	SEC Championship	6th/12	297-316-312=925
May 8-10	NCAA Regionals	T15/21	315-310-319=944



KELLEY HESTER



# 2003-04



Standing (l-r): Jennifer Norlien, Gena Johnson, Sarah Trew, Amanda McCurdy, Stacy Lewis, Ashley Medders, Courtney Mahon, Lina Axelsson, Melissa Murray.

## 2003-04 INDIVIDUAL RESULTS

PLAYER	TOURN.	ROUNDS	STROKES	AVE.	18	36	54	TOP 10	TOP 25	BEST FINISH
Amanda McCurdy	11	33	2470	74.85	69	141	216	4	9	1st at Landfall T1st at Embassy*
Courtney Mahon	11	33	2505	75.91	70	146	217	4	5	T1st at Mary Fossum* T1st at Mercedes-Benz*
Lina Axelsson (Injured)	7	21	1642	78.19	72	150	227		2	16 at Embassy
Melissa Murray	7	21	1686	78.48	73	152	225			T23rd at Landfall
Gena Johnson	9	26	2042	78.54	72	153	226	2	2	T9th at Embassy
Jennifer Norlien	5	15	1190	79.30	74	154	231			T34 at Embassy (ind)
Sara Trew	7	21	1671	79.57	74	156	235			T36 at Cent. District
Lindsey Hinshaw	1	3	251	83.70	81	165	251			T47 at Embassy (ind)
TEAM	11	33	10,092	305.82	291	595	894	8	11	1st at Embassy
		173	13,457	77.79						

## 2003-04 TEAM RESULTS

DATE	EVENT	PLACE/TEAMS	SCORE
Sept. 7-9	Embassy Suites/Tyson Invitational	1st/9	291-304-303=898
Sept. 20-21	Mary Fossum Invitational	3rd/16	314-309-312=935
Oct. 6-7	Shootout at the Legends	t4th/18	293-305-296=894
Oct. 17-19	Mercedes-Benz Classic	6th/17	305-300-296=901
O. 31-N. 2	Landfall Tradition	4th/12	304-294-304=902
Feb. 23-24	Central District Invitational	5th/15	307-303-311=921
March 1-2	Texas A&M "Mo" Morial	t4/16	311-295-308=914
March 7-9	SunTrust/Lady Gator Invitational	11th/15	322-308-319=949
March 26-28	Liz Murphey Coll. Classic	12th/18	306-310-303=919
April 16-18	SEC Championship	9th/12	297-308-304=909
May 6-8	NCAA Central Region	16th/21	308-325-317=950



KELLEY HESTER



# 2004-05



Kneeling (l-r): Lindsay Hinshaw, Amanda McCurdy. Standing (l-r): assistant coach Shauna Estes, Sarah Trew, Courtney Mahon, Stacy Lewis, Whitney Sylvan, Lina Axelsson, Ashley Medders, Brittany Lavy, Gena Johnson. Back Row: head coach Kelley Hester.

## 2004-05 INDIVIDUAL RESULTS

PLAYER	TOURN.	ROUNDS	STROKES	AVE.	VS. PAR	18	36	54	TOP 10	TOP 25	BEST FINISH
Stacy Lewis	10	28	2072	74.00	2.21	67*	140	214*	7	101 SEC/ Betsy Rawls Inv.	
											T1 Central District Inv.
Amanda McCurdy	10	28	2125	75.89	4.11	71	145	217	4	9	3 Central District Inv.
Gena Johnson	7	21	1625	77.38	5.57	70	150	223	TBA	5	T15 Mercedes-Benz
Courtney Mahon	9	25	1943	77.72	5.96	73	152	225	TBA	3	T19 Central District Inv.
Sarah Trew	6	17	1352	79.53	7.88	73	151	229	TBA	TBA	T30 Central District
Lindsay Hinshaw	7	19	1514	79.68	7.69	73	151	231	TBA	1	T16 BYU Dixie Classic
Lina Axelsson	3	8	638	79.75	7.75	75	154	234	TBA	TBA	T27 Lady Razorback
Ashley Medders	3	8	657	82.13	10.50	79	161	240	TBA	TBA	T59 BYU Dixie Classic
TEAM	10	28	8509	303.89	292	588	881		9		10 2nd Central District
		154	11926	77.44							

## 2004-05 TEAM RESULTS

DATE	EVENT	PLACE/TEAMS	SCORE
Sept. 13-15	Branch Law Firm/ Dick McGuire Invitational	5th/17	299-296-295=890
Sept. 24-26	Jeannine McHaney Invitational	5th/18	301-301=602
Oct. 8-10	Mercedes-Benz Coll. Invitational	6th/17	289-310-300=899
Oct. 17-19	Lady Razorback Invitational	3rd/19	303-310-307=920
Feb. 21-22	Central District Invitational	2nd/15	296-293-292=881
March 4-6	SunTrust Lady Gator Invitational	T9/18	303-312-314=929
March 11-13	Betsy Rawls Longhorn Invitational	5/17	309-302-316=927
March 25-27	Liz Murphey Coll. Classic	11th/18	306-313-306=925
April 4-5	BYU Dixie Classic	2nd/14	330-R0-301=631
April 15-17	SEC Championship	3rd/12	301-309-295=905
May 5-7	NCAA Central Regional	8th/12	300-311-304=915
May 17-19	NCAA Championship	T11th/24	296-307-293-301=1197



KELLEY HESTER



# 2005-06



Front row (l-r): Stacy Lewis, Sarah Trew, Whitney Sylvan, Lindsay Hinshaw, Amanda McCurdy, Ashley Medders, Lucy Nunn. Second row (l-r): Assistant Coach Shauna Estes, Head Coach Kelley Hester, Courtney Mahon, Brittany Lavy.

## 2005-06 INDIVIDUAL RESULTS

PLAYER	TOURN.	ROUNDS	STROKES	AVE.	SCORE VS. PAR	LOW ROUND	RNDS. IN 60'S	PAR - FINISH	WINS	BEST FINISH
Stacy Lewis	11	34	2527	74.32	2.50 (85)	66	1	2	0	T2
Amanda McCurdy	11	34	2538	74.65	2.82 (96)	68	4	3	2	1
Courtney Mahon	11	34	2597	76.38	4.56 (155)	71	0	1	0	T2
Ashley Medders	9	27	2070	76.67	4.56 (123)	69	1	1	1	1
Lindsey Hinshaw	11	34	2639	77.62	5.79 (197)	72	0	0	0	T21
Lucy Nunn	4	12	941	78.42	6.42 (77)	72	0	2	0	T25
Sarah Trew	3	9	706	78.44	6.78 (61)	73	0	0	0	T20
Whitney Sylvan	1	3	246	82.00	10.00 (30)	77	0	0	0	72
Totals	11	34	10211	300.3	13.02 (443)					
	11	187	14264	76.28						

## 2005-06 TEAM RESULTS

DATE	EVENT	PLACE/TEAMS	SCORE
Sept. 23-25	Mason Rudolph Champ.	3rd/15	291-296-297=884
Oct. 16-18	Tyson/Embassy Suites Invitational	1st/16	291-299-286=876
Oct. 21-23	Mercedes-Benz Coll.	3rd/14	300-299-290=889
O. 31-N. 1	Las Vegas Coll. Showdown	6th/16	294-295-293=882
Nov. 11-13	Hooters Match Play	Cons. B Winners	4-1
Feb. 13-15	Northrop Grumman Chall.	9/14	309-305-308=922
Feb. 24-26	2006 Lady Puerto Rico Invitational	3rd/16	298-294-296=888
March 10-12	Texas A&M "Mo" Morial	T1/18	307-301-315=923
March 24-26	Liz Murphey Coll. Classic	9th/18	324-309-301=934
April 15-17	SEC Championship	5th/12	304-297-296=897
May 5-7	NCAA West Regional	8th/21	299-307-305=911
May 17-20	NCAA Championship	10th/24	299-313-298-295=1205



**KELLEY HESTER**



# 2006-07



Seated (l-r): assistant coach Shuana Estes, head coach Kelley Hester. Seated (l-r): Ashley Medders, Lucy Nunn, Corinna Rees, Tiffany Phelps, Alex Schulte, Stacy Lewis, Whitney Sylvan, Tanica van As.

## 2006-07 INDIVIDUAL RESULTS

PLAYER	TOURN.	ROUNDS	STROKES	AVE.	SCORE VS. PAR	LOW ROUND	RNDS. IN 60'S	PAR - FINISH	WINS	BEST FINISH
Stacy Lewis	12	34	2533	72.37	0.74 (25)	66	6	4	3	1_NCAA Champ.
Lucy Nunn	11	33	2493	75.55	3.91 (122)	70	0	1	0	T8
Alexandrea Schulte	10	28	2144	76.57	4.89 (137)	70	0	0	0	T14
Ashley Medders	9	27	2072	76.74	5.00 (137)	70	0	0	0	T22
Kristin Ingram	6	18	1398	77.67	6.00 (108)	71	0	0	0	T30
Corinna Rees	6	18	1435	79.72	8.39 (151)	73	0	0	0	T33
Whitney Sylvan	3	9	726	80.67	8.67 (78)	74	0	0	0	T61
Tanica van As	3	9	738	82.00	10.33 (93)	81	0	0	0	T53
Totals	11	33	9941	301.24	14.36 (474)	278				
	11	173	13,257	76.63						

## 2006-07 TEAM RESULTS

DATE	EVENT	PLACE/TEAMS	SCORE
Sept. 15-17	Mason Rudolph Champ.	12th/15	300-306-296=902
Sept. 22-24	NCAA Preview	13th/18	307-297-301=905
Oct. 13-15	Mercedes-Benz Coll.	4th/15	303-296-295=894
Oct. 20-22	Peg Barnard Invitational	10th/15	305-291-290=886
Nov. 3-5	Hooters Match Play	1-1Feb. 19-20	Central District Invitational T7th/1
March 5-6	UCF Invitational	10th/13	312-312-304=928
March 16-18	Betsy Rawls Longhorn Invitational	4th/14	306-309-308=923
March 23-25	Liz Murphey Coll. Classic	3rd/18	300-297-300=897
April 8-9	Susie Maxwell Berning	2nd/18	292-278-299=869
April 20-22	SEC Championship	9th/12	296-299-311=906
May 10-12	NCAA Regional Champ.	9th/21	291-301-314=906
May 22-25	NCAA Championship	Ind. Only	Stacy Lewis 1st 71-71-74-66=282



KELLEY HESTER



# 2007-08



Standing (l-r): Head Coach Shauna Estes-Taylor, Stacy Lewis, Tiffany Phelps, Alex Schulte, Kelli Shean, Kristin Ingram, Corinna Rees, Natalie Beach, Assistant Coach Mike Adams. Front row (l-r): Ashley Medders, Tanica van As, Lucy Nunn, Whitney Sylvan.

## 2007-08 INDIVIDUAL RESULTS

PLAYER	TOURN.	ROUNDS	STROKES	AVE.	SCORE VS. PAR	LOW ROUND	PAR OR BETTER	TOP 10 (20)	18	36	54
Stacy Lewis	12	36	2592	72.00	0.25 (9)	68 (2x)	20	10 (11)	68	138	208
Lucy Nunn	12	36	2725	75.69	3.94 (142)	71 (2x)	2	1 (2)	69	147	220
Kristin Ingram	11	33	2512	76.12	4.39 (145)	70	4	1 (3)	70	144	214
Kelli Shean	12	36	2744	76.22	4.47 (161)	71	1	0 (3)	71	145	219
Whitney Sylvan	1	3	232	77.33	5.33 (16)	76	0	0 (0)	76	154	232
Tiffany Phelps	2	6	466	77.67	6.17 (37)	74	0	0 (0)	74	152	229
Alex Schulte	8	25	1965	78.60	6.84 (171)	75	0	0 (0)	75	151	229
Tanica van As	1*	3	237	79.00	7.00 (21)	77	0	0 (0)	77	155	237
Corinna Rees	2	5	406	81.20	9.20 (46)	83	0	0 (0)	76	168	238
TEAM	12	36	10748	298.56	11.56 (416)	289	0	8 (8)	289	582	878

\*Individual

## 2007-08 TEAM RESULTS

DATE	EVENT	PLACE/TEAMS	SCORE
S. 29-O. 1	Wildcat Fall Invitational	3rd/14	298-301-299=889
Oct. 12-14	Mercedes Benz Coll. Classic	3rd/17	285-297-296=878
Oct. 19-21	Stanford InterColl.	4th/17	299-298-289=886
Oct. 26-28	UA Ann Rhoads InterColl.	1st/18	295-300-291=886
Feb. 24-26	Lady Puerto Rico Classic	t5th/18	296-293-299=888
Mar. 9-11	UCF Invitational	12th/18	294-298-292=884
Mar. 17-19	Betsy Rawls Longhorn	4th/18	311-R0-321=632
Mar. 21-23	Liz Murphey Coll. Classic	4th/18	305-305-306=916
Mar. 28-30	Bryan National Coll.	4th/18	305-302-306=913
Apr. 18-20	SEC Championship	2nd/12	297-298-296=891
May 8-10	NCAA West Regionals	t5th/21	291-297-294=882
114 May 20-23	NCAA Championship	8th/24	298-297-302-297=1194



SHAUNA ESTES



# 2008-09



Front row (l-r): Katy Nugent, Lucy Nunn, Alex Schulte, Kristin Ingram, Kelli Shean. Back row (l-r): Assistant Coach Mike Adams, Corinna Rees, Tiffany Phelps, Tanica van As, Natalie Beach.

## 2008-09 INDIVIDUAL RESULTS

PLAYER	TOURN.	ROUNDS	STROKES	AVE.	SCORE VS. PAR	LOW ROUND	PAR OR BETTER	TOP 10 (20)	18	36	54
Lucy Nunn	10	28	2062	73.64	1.89 (+53)	68	8	3 (4)	68	140	209
Kristin Ingram	10	28	2090	74.64	2.86 (+80)	70 (3x)	7	3 (4)	70	140	211
Kelli Shean	10	28	2094	74.79	3.00 (+84)	71 (2x)	5	1 (2)	71	145	216
Alex Schulte	10	28	2110	75.36	3.61 (+101)	69	5	1 (2)	69	146	220 (2x)
Katy Nugent	10	28	2171	77.54	5.75 (+161)	72	1	0 (0)	76	149	221
Tiffany Phelps	2	6	479	79.83	7.83 (+47)	74	0	0 (0)	74	1	5 4
236TEAM	10	28	8312	296.86	9.71 (+272)	282	3	6 (8)	282	581	869
*Individual											

## 2008-09 TEAM RESULTS

DATE	EVENT	PLACE/TEAMS	SCORE
Sept. 7-8	NCAA Preview	11th/15	310-306-308=924
Sept. 26-28	Mason Rudolph Champ.	12th/17	298-299-300=897
Oct. 10-12	Mercedes Benz Collegiate	6th/18	303-291-291=885
Oct. 17-19	Peg Barnard Invitational	t8th/16	282-299-291=872
March 13-15	LSU/Cleveland Golf Classic	4th/18	298-284-287=869
March 20-22	Betsy Rawls Longhorn	3rd/17	288-294-298=880
March 27-29	Liz Murphey Coll. Classic	14th/18	RO-RO-310=310
April 3-5	Bryan National Collegiate	t9th/18	310-305-300=915
April 17-19	SEC Championship	t2nd/12	295-287-296=878
May 7-9	NCAA West Regionals	t9th/21	289-296-297=882
*Shortened due to weather		!Lost playoff	



SHAUNA  
ESTES-TAYLOR



# 2009-10



Standing (l-r): Assistant Coach Mike Adams, Corinna Rees, Tiffany Phelps, Alex Schutle, Emma Lavy, Kristin Ingram, Rachel Carpenter, Meagan Roberts, Victoria Vela, Katy Nugent, Kelli Shean, Head Coach Shauna Estes-Taylor.

## 2009-10 INDIVIDUAL RESULTS

PLAYER	TOURN.	ROUNDS	STROKES	AVE.	SCORE VS. PAR	LOW ROUND	PAR OR BETTER	TOP 10 (20)	18	36	54
Kelli Shean	11	33	2418	73.27	1.27 (+42)	67	13	6 (9)	67	142	209
Victoria Vela	8	24	1828	76.17	4.29 (+103)	69	4	x (1)	69	151	219
Alex Schulte	7	21	1605	76.43	4.57 (+96)	70	2	1 (1)	72	152	220
Kristin Ingram	11	33	2534	76.79	4.79 (+158)	70	5	2 (3)	70	143	213
Tiffany Phelps	6	18	1399	77.72	5.89 (+106)	72	1	x	72	147	222
Corinna Rees	9	27	2103	77.89	5.67 (+153)	75	x	1 (1)	75	155	231
Meagan Roberts	1	3	239	79.67	6.67 (+20)	77	x	x	77	160	239
Katy Nugent	3	9	693	77.0	4.67 (+42)	72	2	x	72	150	225
TEAM	11	33	9962	301.88	11.00 (+363)	280	2	4 (5)	280	571	859
		169	12819	77.85							

## 2009-10 TEAM RESULTS

DATE	EVENT	PLACE/TEAMS	SCORE
Sept. 19-20	Branch Law Firm/Dick McGuire	13th/18	300-303-305=908
Sept. 28-29	Marilyn Smith/Sunflower Inv.	2nd/13	308-305-291=904
Oct. 16-18	Mercedes Benz Intercollegiate	14th/18	304-309-307=920
Oct. 26-28	Las Vegas Collegiate Showdown	5th/17	299-302-303=896
Feb. 22-23	Central District Invitational	8th/15	303-293-304=900
Feb. 28-M. 2	Kinderlou Challenge	13th/18	308-313-305=926
March 12-14	Tiger/Wave Golf Classic	12th/23	314-316-293=923
March 26-28	Liz Murphey Collegiate Classic	3rd/22	312-303-297=912
April 2-4	Bryan National Collegiate	13th/18	306-300-297=903
April 16-18	SEC Championship	3rd/12	280-288-291=859
116 May 6-8	NCAA WestRegional Championships	13th/24	309-299-304=911



**SHAUNA  
ESTES-TAYLOR**



# 2010-11



Assistant Coach Mike Adams, Victoria Vela, Kelli Shean, Meagan Roberts, Emily Tubert, Rachel Carpenter, Emma Lavy, Corinna Rees, Emily Podzielinski, Head Coach Shauna Estes-Taylor.

## 2010-11 INDIVIDUAL RESULTS

PLAYER	TOURN.	ROUNDS	STROKES	AVE.	SCORE VS. PAR	LOW ROUND	PAR OR BETTER	FIN. PCT.	WINS	BEST FINISH
Emily Tubert	12	37.0	2679	72.16	0.41 (+15)	63*	19	89.9%	3	1 (3x)
Kelli Shean	12	37.0	2723	73.59	1.57 (+58)	67	17	84.1%	0	2 (3x)
Corinna Rees	11	34.0	2576	75.76	4.03 (+137)	67	7	58.4%	0	T2
Emma Lavy	12	37.0	2804	75.78	4.03 (+149)	69	4	58.8%	0	T12
Victoria Vela	12	37.0	2809	75.92	4.16 (+154)	71 (2x)	3	56.6%	0	T7
Meagan Roberts	2	6.0	467	77.83	5.33 (+16)	75	0	29.0%	0	T24
Rachel Carpenter	2	6.0	492	82.00	10.00 (+60)	78	0	3.8%	0	T72

TEAM 12 37.0 10,914 294.97 7.95 (294) 276 2 1 (2x)

\*School Record

## 2010-11 TEAM RESULTS

DATE	EVENT	PLACE/TEAMS	SCORE
Sept. 24-26	Susie Maxwell Berning Classic	1st/8	290-290-291=871 (+7)
Oct. 8-10	Mercedes Benz Collegiate Classic	2nd/15	291-295-283=869 (+5)1
Oct. 25-27	Las Vegas Collegiate Showdown	1st/17	277-276-293=846 (-18)
Nov. 5-7	Pac 10-SEC Challenge	11th/21	288-296-307=891 (+39)
Feb. 21-22	Central District Invitational	11th/15	302-309-298=909 (+45)
March 6-7	SunTrust Gator Invitational	5th/17	298-296-305=899 (+59)
March 11-13	LSU Invitational	1st/21	305-296-287=888 (+24)
March 25-26	Mountain View Collegiate	3rd/18	286-292-286=864 (E)
April 1-3	Liz Murphey Collegiate Classic	t3td/23	306-306-284=896 (+32)
	Best Ball Scoring	4th/23	294-298-277=869 (+5)
April 15-17	SEC Championship	4th/12	289-305-298=892 (+28)
May 5-7	NCAA Central Regional	4th/24	307-303-289=899 (+35)
May 17-20	NCAA Championship	t5th/24	305-296-296-293=1190 (+38)



SHAUNA ESTES-TAYLOR



# 2011-12



Back Row (l-r): Rachel Carpenter, Hally Leadbetter, Meagan Roberts, Emily Tubert, Head Coach Shauna Estes-Taylor.  
Front Row (l-r): Victoria Vela, Audrey Monnssoh, Emma Lavy, Emily Podzielinski, Assistant Coach Mike Adams.

## 2011-12 INDIVIDUAL RESULTS

PLAYER	TOURN.	ROUNDS	STROKES	AVE.	SCORE VS. PAR	LOW ROUND	PAR OR BETTER	TOP 10 (20)	18	36	54
Emily Tubert	10	30	2175	72.50	0.77 (23)	68 (2x)	14	6 (9)	68	131	210
Emma Lavy	11	33	2487	75.36	3.61 (119)	71	4	1 (2)	71	146	222
Victoria Vela	11	33	2544	77.09	5.33 (176)	71	2	0 (1)	71	147	112 (2x)
Emily Podzielinski	11	33	2566	77.76	6.00 (198)	70	1	0 (1)	71	150	227 (2x)
Meagan Roberts	3	9	710	78.89	6.89 (62)	74	0	0 (0)	74	156	234
Audrey Monnssoh	2	5	393	78.60	7.00 (35)	77	0	0 (0)	77	154	232
Hally Leadbetter	6	18	1422	79.00	7.33 (132)	72	0	0 (0)	72	152	224
TEAM	11	33	9941	301.24	14.21 (469)	288					

## 2011-12 TEAM RESULTS

DATE	EVENT	PLACE/TEAMS	SCORE
Sept. 23-25	Mason Rudolph Fall Preview	14th/18 teams	304-306-299=909 (+45)
Oct. 7-9	Lady Tar Heel Invitational	15th/18 teams	300-302-288=890 (+26)
Oct. 21-23	Mercedes-Benz SEC/Pac 12 Chall.	19th/23 teams	303-303-304=910 (+46)
Oct. 31-Nov. 2	Betsy Rawls Longhorn Classic	9th/15 teams	299-302-307=908 (+44)
Nov. 2-5	The Spirit International	Trinity, Texas	Emily Tubert for Team USA
	USA Combined	1st	133-144-135-133=545 (-31)
	USA Women	3rd	69-71-66-69=275 (-13)
	Gabriela Lopez for Team Mexico	T2nd	139-145-137-134=555 (-1)
	Mexico Women	T5	70-74-70-69=283 (-5)
Feb. 12-14	10th Annual Lady Puerto Rico Classic	4th/15 teams	297-293-302=892
March 2-4	Darius Rucker Intercollegiate	T11th/15 teams	305-312-R0=617 (+49)
March 16-18	Gator SunTrust Invitational	T6th/17 teams	297-299-289=885 (+45)
March 30-April 1	Liz Murphey Collegiate Classic	9th/18 teams	305-291-290=886 (+22)
April 20-22	SEC Championship	2nd/12 teams	309-295-313=917 (+53)
May 10-12	NCAA Regional Championship	8th/12 teams	310-308-295=913 (+49)
May 23-26	NCAA Championship	23rd/24 teams	303-301-309-301=1214 (+62)



**SHAUNA  
ESTES-TAYLOR**



# 2012-13



Back Row (l-r): Head coach Shauna Estes-Taylor, Kayli Quinton, Hally Leadbetter, Emily Tubert, Olivia Lavy, Regina Plasencia, assistant coach Mike Adams. Front Row (l-r): Emily Podzielinski, Emma Lavy, Gabriela Lopez, Meagan Roberts, Audrey Monssoh, Victoria Vela.

## 2012-13 INDIVIDUAL RESULTS

PLAYER	TOURN.	ROUNDS	STROKES	AVE.	SCORE VS. PAR	LOW ROUND	PAR OR BETTER	TOP 10 (20)	18	36	54
Emily Tubert	11	34	2496	73.41	1.50 (51)	70	13	6 (8)	70 (3x)	140	213
Gabriela Lopez	12	35	2582	73.77	1.86 (65)	66	14	4 (7)	66	141	208
Emma Lavy	11	34	2534	74.53	2.62 (89)	67	10	3 (5)	67	141	214 (2x)
Victoria Vela	10	31	2319	74.81	2.90 (90)	70	6	0 (5)	60	145	216
Regina Plasencia	11	35	2655	75.86	3.94 (138)	68	5	2 (4)	68	143	219 (2x)
Meagan Roberts	2	4	306	76.50	4.50 (18)	72	1	0	72	154	226
Emily Podzielinski	1	3	236	78.67	6.67 (20)	77	0	0	75	161	236
TEAM	12	34	10033	295.09	7.44 (253)	283					

## 2012-13 TEAM RESULTS

DATE	EVENT	PLACE/TEAMS	SCORE
Sept. 10-12	Old Waverly Invitational	3rd/11 teams	294-291-297=882 (+18)
Oct. 12-14	Lady Tar Heel Invitational	t5th/18 teams	301-297-290=888 (+24)
Oct. 28-30	Betsy Rawls Longhorn Invitational	3rd/15 teams	288-288-288=864 (E)
Feb. 2	Bulldog Individual Championship	NA	Individuals Only
Feb. 10-12	Puerto Rico Golf Classic	2nd/15 teams	291-296-297=884 (+20)
Feb. 24-25	Westbrook Invitational	2nd/13 teams	296-287-284=867 (+3)
March 8-10	Darius Rucker Intercollegiate	t5th/15 teams	293-298-298=889 (+37)
March 22-24	LSU Golf Classic	1st/14 teams	293-297-309=889 (+35)
March 29-31	The Bryan Collegiate	2nd/17 teams	294-289-290=873 (+9)
April 19-21	SEC Championship	t7th/14 teams	313-308-302=923 (+59)
May 9-11	NCAA Regional Championship	t3rd/24 teams	283-294-287=864 (E)
May 21-25	NCAA Championship	t13th/24 teams	296-293-302-309=1200 (+48)



SHAUNA  
ESTES-TAYLOR



# TOURNAMENT APPEARANCES



Head coach Kelley Hester addresses the crowd after the Razorbacks win the 2003 Lady Razorback Invitational.

TOURNAMENT NAME	DATE	PLACE/TEAMS	SCORE				
Bulldog Individual Championship	Feb. 2	NA	Individuals Only				
Adidas Fall Classic	Oct. 21-22, 2002	1/11	302-309-289=900	BYU Dixie Classic	April 4-5, 2005	2/14	330-R0-301=631
ALLTEL Husker Invitational	Sept. 11-12, 2000	7/17	312321314=947	Capstone Classic	Oct. 26-28, 2001	9/17	341-334-328=1003
Auburn Lady Tiger Invitational	Sept. 22-24, 1995	11/12	323-322=636	Central District Classic			
Bay Area Classic	March 2-3, 1997	9/19	351-333=684	<i>Appearances 6; Best Finish: 2nd (2005); Best Score: 881 (2005)</i>			
				Central District Classic	Oct. 23-24, 2000	10/11	315-329-326=970
				Central District Invitational	Feb. 23-24, 2004	5/15	307-303-311=921
				Central District Invitational	Feb. 21-22, 2005	2/15	296-293-292=881
				Central District Invitational	Feb. 19-20, 2007	t7/14	308-303-303=914
				Central District Invitational	Feb. 22-23, 2010	8/15	303-293-304=900
				Central District Invitational	Feb. 21-22, 2011	11/15	302-309-298=909
				Chip-N Club Invitational			
				<i>Appearances 2; Best Finish: T3rd (2001); Best Score: 914 (2001)</i>			
				Chip-N Club Invitational	Sept. 14-15, 1998	4/15	309-306-300=915
				Chip-N Club Invitational	Sept. 9-10, 2001	T3/13	301-312-301=914
				Darius Rucker Intercollegiate			
				<i>Appearances 2; Best Finish: T5th (2013); Best Score: 889 (2013)</i>			
				Darius Rucker Intercollegiate	March 2-4, 2012	T11th/15	305-312-R0=617
				Darius Rucker Intercollegiate	March 8-10, 2013	t5/15	293-298-298=889
				FIU/Pat Bradley Invitational	Nov. 3-5, 1995	5/12	315-319-323=645
				Golden Gopher Invitational	Sept. 10-11, 1995	4/11	318-318=636
				Hooters Match Play Championship	Nov. 11-13, 2005	Cons. B Winners	4-1
				Hooters Match Play Championship	Nov. 3-5, 2006		
				Jeannine McHaney Invitational	Sept. 24-26, 2004	5/18	301-301=602
				Kinderlou Challenge	Feb. 28-March 2, 2010	13/18	308-313-305=926
				Lady Gamecock Invitational			
				<i>Appearances 4; Best Finish: 9th (2000); Best Score: 957 (1996)</i>			
				Lady Gamecock Invitational	March 22-24, 1996	12/16	323-326-321=957
				Lady Gamecock Invitational	March 21-23, 1997	15/15	321-323-325=969
				Lady Gamecock Invitational	March 20-23, 1998	12/12	341-333-330=1004
				Lady Gamecock Classic	March 17-19, 2000	9/11	323-322-313=958
				Lady Gopher Invitational	Sept. 15-16, 2001	Cancelled	
				Lady Kat Invitational			
				<i>Appearances 3; Best Finish: 7th (1997); Best Score: 942/630 (1997/2002)</i>			
Betsy Rawls Longhorn Classic							
<i>Appearances 9; Best Finish: 3rd (2x, 2009, 2012); Best Score: 864 (2012)</i>							
Betsy Rawls Classic	March 26-28, 1999	6/8	315-326-319=960				
Betsy Rawls Invitational	March 12-14, 2001	9/12	324-313-317=954				
Betsy Rawls Invitational	March 24-26, 2003	T7/12	317-328-316=961				
Betsy Rawls Longhorn Invitational	March 11-13, 2005	5/17	309-302-316=927				
Betsy Rawls Longhorn Classic	March 16-18, 2007	4/14	306-309-308=923				
Betsy Rawls Longhorn Classic	March 17-19, 2008	4/18	311-R0-321=632				
Betsy Rawls Longhorn Classic	March 20-22, 2009	3/17	288-294-298=880				
Betsy Rawls Longhorn Classic	Oct. 31-Nov. 2, 2011	9/15	299-302-307=908				
Betsy Rawls Longhorn Invitational	Oct. 28-30, 2012	3/15	288-288-288=864				
Branch Law Firm/Dick McGuire Inv.	Sept. 13-15, 2004	5/17	299-296-295=890				
Branch Law Firm/Dick McGuire Inv.	Sept. 19-20, 2009	13/18	300-303-305=908				
Bryan National Collegiate	March 28-30, 2008	4/18	305-302-306=913				
Bryan National Collegiate	April 3-5, 2009	T9/18	310-305-300=915				
Bryan National Collegiate	April 2-4, 2010	13/18	306-300-297=903				



# TOURNAMENT APPEARANCES

Lady Kat Invitational	Oct. 6-8, 1995	14/17	330-310-331=634
Lady Kat Invitational	Oct. 10-12, 1997	7/18	312-310-320=942
Lady Kat Invitational	Sept. 13-15, 2002	8/16	316-314=630

Lady Lumberjack Invitational	Oct. 7-9, 1996	5/13	316-333=649
------------------------------	----------------	------	-------------



## Lady Puerto Rico Golf Classic *Appearances 4; Best Finish: 2nd (2000); Best Score: 957 (1996)*

Lady Puerto Rico Invitational	Feb. 24-26, 2006	3/16	298-294-296=888
Lady Puerto Rico Classic	Feb. 24-26, 2008	T5/18	296-293-299=888
Lady Puerto Rico Classic	Feb. 12-14, 2012	4/15	297-293-302=892
Puerto Rico Golf Classic	Feb. 10-12, 2013	2/15	291-296-297=88

## Lady Razorback Invitational *Appearances 8; Best Finish: 1st (3x, 1998, 2003, 2005); Best Score: 889 (2005)*

Lady Razorback Invitational	Oct. 3-4, 1998	1/6	306-322=628
Lady Razorback Invitational	Sept. 20-21, 1999	4/13	305-316=621
Lady Razorback Invitational	Oct. 2-3, 2000	3/5	321-315-314=950
Lady Razorback Invitational	Oct. 1-2, 2001	7/15	326-312-320=958
Lady Razorback Invitational	Oct. 7-8, 2002	1/14	310-313-314=937
Embassy Suites/Tyson Invitational	Sept. 7-9, 2003	1/9	291-304-303=898
Lady Razorback Invitational	Oct. 17-19, 2004	3/19	303-310-307=920
Tyson/Embassy Suites Invitational	Oct. 16-18, 2005	1/16	291-299-286=889

## Lady Rebel Invitational *Appearances 2; Best Finish: 1st (1999); Best Score: 927 (1999)*

Lady Rebel Intercoll.	Oct. 4-5, 1997	4/19	313-311=624
Lady Rebel Invitational	Oct. 1-3, 1999	1/19	313-301-313=927

Lady Seminole Invitational	Sept. 13-15, 1996	17/19	324-327-328=979
----------------------------	-------------------	-------	-----------------

## Lady Tar Heel Invitational *Appearances 5; Best Finish: t5th (2012); Best Score: 888(2012)*

Lady Tar Heel Invitational	Sept. 27-29, 1996	13/18	327-323-319=969
Lady Tar Heel Invitational	Sept. 25-27, 1998	12/17	317-314-323=954
Franklin St./Trust Tar Heel Inv.	Oct. 8-10, 1999	10/15	315-315-325=955
Lady Tar Heel Invitational	Oct. 7-9, 2011	15/18	300-302-288=890
Lady Tar Heel Invitational	Oct. 12-14, 2012	t5/18	301-297-290=888

## Landfall Tradition *Appearances 2; Best Finish: 4th (2003); Best Score: 902 (2003)*

Landfall Tradition	Nov. 1-3, 2002	10/12	315-319-312=946
Landfall Tradition	Oct. 31-Nov. 2, 2003	4/12	304-294-304=902



## Las Vegas Collegiate Showdown

*Appearances 3; Best Finish: 1st (2010); Best Score: 846 (2010)*

Las Vegas Collegiate Showdown	Oct. 31-Nov. 1, 2005	6/16	294-295-293=882
Las Vegas Collegiate Showdown	Oct. 26-28, 2009	5/17	299-302-303=896
Las Vegas Collegiate Showdown	Oct. 25-27, 2010	1/17	277-276-293=846

## Liz Murphey Collegiate Classic

*Appearances 17; Best Finish: 3rd (2007); Best Score: 886 (2012)*

Liz Murphey Collegiate Classic	April 12-14, 1996	12/22	327-312-320=966
Liz Murphey Collegiate Classic	April 11-13, 1997	16/19	332-325-329=986
Liz Murphey Collegiate Classic	April 10-12, 1998	16/17	327-339-322=988
Liz Murphey Collegiate Classic	April 2-4, 1999	11/18	312-317-310=939
Liz Murphey Collegiate Classic	March 31-April 2, 2000	16/17	317-310-323=950
Liz Murphey Collegiate Classic	March 30-April 1, 2001	16/18	324-322-337=983
Liz Murphey Collegiate Classic	March 22-24, 2002	18/18	320-320-314=954
Liz Murphey Collegiate Classic	April 4-6, 2003	T13/17	316-305-315=936
Liz Murphey Collegiate Classic	March 26-28, 2004	12/18	306-310-303=919
Liz Murphey Collegiate Classic	March 25-27, 2005	11/18	306-313-306=925
Liz Murphey Collegiate Classic	March 24-26, 2006	9/18	324-309-301=934
Liz Murphey Collegiate Classic	March 23-25, 2007	3/18	300-297-300=897
Liz Murphey Collegiate Classic	March 21-23, 2008	4/18	305-305-306=916
Liz Murphey Collegiate Classic	March 27-29, 2009	14/18	RO-RO-310=310
Liz Murphey Collegiate Classic	March 26-28, 2010	3/22	312-303-297=912
Liz Murphey Collegiate Classic	April 1-3, 2011	T3/23	306-306-284=896
Liz Murphey Collegiate Classic	March 30-April 1, 2012	9th/18	305-291-290=886

Louisville Invitational	Sept. 23-24, 2002	5/14	317-310-312=939
-------------------------	-------------------	------	-----------------

## LSU Golf Classic

*Appearances 9, Best Finish: 1st (2011, 2013); Best Score: 860 (2009)*

LSU Fairwood Invitational	March 15-17, 1996	16/18	329-321-316=970
LSU Fairwood Invitational	March 14-16, 1997	13/14	324-328-326=978
LSU Fairwood Invitational	March 13-15, 1998	T12/14	317-319-322=958
LSU/Fairwood Invitational	March 12-14, 1999	6/8	316-322=638
LSU Invitational	April 7-9, 2000	4/12	310-327-319=956
LSU/Cleveland Golf Classic	March 13-15, 2009	4/18	298-284-287=860
Tiger/Wave Golf Classic	March 12-14, 2010	12/23	314-316-293=923
LSU Invitational	March 11-13, 2011	1/21	305-296-287=888
LSU Golf Classic	March 22-24, 2013	1/14	293-297-309=899

Marilyn Smith/Sunflower Invitational	Sept. 28-29, 2009	2/13	308-305-291=904
--------------------------------------	-------------------	------	-----------------

Mary Fossum Invitational	Sept. 20-21, 2003	3/16	314-309-321=944
--------------------------	-------------------	------	-----------------

## Mason Rudolph Championship

*Appearances 4, Best Finish: 3rd (2005); Best Score: 885 (2005)*

Mason Rudolph Championship	Sept. 23-25, 2005	3/15	291-296-297=884
Mason Rudolph Championship	Sept. 15-17, 2006	12/15	300-306-296=902
Mason Rudolph Championship	Sept. 26-28, 2008	12/17	298-299-300=897
Mason Rudolph Fall Preview	Sept. 23-25, 2012	14/18	304-306-299=909

## Memphis Intercollegiate


*Appearances 2, Best Finish: 13tg (1998); Best Score: 968 (1998)*

Memphis Intercollegiate	Oct. 26-28, 1997	14/15	351-337-337=1025
-------------------------	------------------	-------	------------------



# TOURNAMENT APPEARANCES

Memphis Intercollegiate	Nov. 1-3, 1998	13/15	320-320-328 = 968	Old Waverly Invitational	Sept. 10-12	3/11	294-291-297 = 882
Mercedes Benz Collegiate Invitational				Pac 10-SEC Challenge	Nov. 5-7, 2010	11/21	288-296-307 = 891
<i>Appearances 10, Best Finish: 2nd (2010); Best Score: 869 (2010)</i>							
Mercedes-Benz Invitational	Oct. 13-15, 2000	13/15	326-315-319 = 960	Peg Barnard Invitational			
Mercedes-Benz Classic	Oct. 17-19, 2003	6/17	305-300-296 = 901	<i>Appearances 2; Best Finish: T8th (2008); Best Score: 872 (2008)</i>			
Mercedes-Benz Collegiate Invitational	Oct. 8-10, 2004	6/17	289-310-300 = 899	Peg Barnard Invitational	Oct. 20-22, 2006	10/15	305-291-290 = 886
Mercedes-Benz Collegiate Classic	Oct. 21-23, 2005	3/14	300-299-290 = 589	Peg Barnard Invitational	Oct. 17-19, 2008	T8/16	282-299-291 = 872
Mercedes-Benz Collegiate Invitational	Oct. 13-15, 2006	4/15	303-296-295 = 894				
Mercedes-Benz Collegiate Invitational	Oct. 12-14, 2007	3/17	285-297-296 = 878	Pepperdine Wave Invitational			
Mercedes-Benz Collegiate Invitational	Oct. 10-12, 2008	6/18	303-291-291 = 885	<i>Appearances 2; Best Finish: 2nd (1999); Best Score: 619 (1999)</i>			
Mercedes-Benz Collegiate Invitational	Oct. 16-18, 2009	14/18	304-309-307 = 920	Pepperdine Invitational	Nov. 11-12, 1997	4/18	314-320 = 634
Mercedes-Benz Collegiate Classic	Oct. 8-10, 2010	2/15	291-295-283 = 869	Pepperdine Wave Invitational	Feb. 16-17, 1999	2/20	312-307 = 619
Mercedes Benz SEC/Pact 12 Challenge	Oct. 21-23, 2011	19/23	303-303-304 = 910				
Midwest Classic	Feb. 23-24, 1996	5/6	318-316-634	Ram Fall Classic	Sept. 12-13, 1997	T7/12	303-320-312 = 935
Monica Welsh Invitational	Feb. 24-25, 1997	14/18	330-330-364 = 1024	Roadrunner Invitational	Noct. 28-30, 1996	13/19	337-327-341 = 1005
MountainView Collegiate	March 35-36, 2011	3/18	286-292-286 = 864				



<b>NCAA Championship</b>			
<i>Appearances 6, Best Finish: T5 (2011); Best Score: 1190(2011)</i>			
NCAA Championship	May 17-19, 2005	t11/24	296-307-293-301 = 1197
NCAA Championship	May 17-20, 2006	10/24	299-313-298-295 = 1205
NCAA Championship	May 20-23, 2008	8/24	298-297-302-297 = 1194
NCAA Championship	May 17-20, 2011	t5/24	305-296-296-293 = 1190
NCAA Championship	May 23-26, 2012	23/24	303-301-309-301 = 1214
NCAA Championship	May 21-24, 2013	t13/24	296-293-302-309 = 1200
NCAA Championship (Ind. Only)	May 22-25, 2007	1	71-71-74-66 = 292
<b>NCAA Preview</b>			
<i>Appearances 2, Best Finish: 11th (2008); Best Score: 905 (2006)</i>			
NCAA Preview	Sept. 22-24, 2006	13/18	307-297-301 = 905
NCAA Preview	Sept. 7-8, 2008	11/15	310-306-308 = 924
<b>NCAA Regional Championship</b>			
<i>Appearances 12, Best Finish: T3rd (2013); Best Score: 864 (2013)</i>			
NCAA Regionals (East)	May 10-12, 2000	24/25	323-315-310 = 948
NCAA Central Regionals	May 8-10, 2003	t15/21	315-310-319 = 944
NCAA Central Regional	May 6-8, 2004	16/21	308-325-317 = 950
NCAA Central Regional	May 5-7, 2005	8/12	300-311-304 = 915
NCAA West Regional Championship	May 5-7, 2006	8/21	299-307-305 = 911
NCAA Central Regional	May 10-12, 2007	9/21	291-301-314 = 906
NCAA West Regional	May 8-10, 2008	t5/21	291-297-294 = 882
NCAA West Regional	May 7-9, 2009	T9/21	289-296-297 = 882
NCAA West Regional	May 6-8, 2010	13/24	309-299-304 = 911
NCAA Central Regional	May 5-7, 2011	4/24	307-303-289 = 899
NCAA Regional Championship	May 10-12, 2012	8/24	310-308-295 = 913
NCAA Regional Championship	May 9-11, 2013	t3/24	283-294-287 = 864
Northrop Grumman Regional Challenge	Feb. 13-15, 2006	9/14	309-305-308 = 922

<b>Southeastern Conference Championship</b>			
<i>Appearances 18; Best Finish: 2nd (2008, 2012); Best Score: 905 (2005)</i>			
SEC Championship	April 19-21, 1996	12/12	334-329 = 663
SEC Championship	April 18-20, 1997	12/12	328-322-327 = 977
SEC Championship	April 17-19, 1998	10/12	304-326-317 = 947
SEC Championship	April 16-18, 1999	5/12	315-315-301 = 931
SEC Championship	April 21-23, 2000	8/12	318-311-327 = 956
SEC Championship	April 20-22, 2001	12/12	315-321-307 = 943
SEC Championship	April 19-21, 2002	11/12	320-301-313 = 934
SEC Championship	April 18-20, 2003	6/12	297-316-312 = 925
SEC Championship	April 16-18, 2004	9/12	297-308-304 = 909
SEC Championship	April 15-17, 2005	3/12	301-309-295 = 905
SEC Championship	April 15-17, 2006	5/12	304-297-296 = 897
SEC Championship	April 20-22, 2007	9/12	296-299-311 = 906
SEC Championship	April 18-20, 2008	2/12	297-298-296 = 891
SEC Championship	April 17-19, 2009	T2/12	295-287-296 = 878
SEC Championship	April 16-18, 2010	3/12	280-288-291 = 859
SEC Championship	April 15-17, 2011	4/12	289-305-298 = 892
SEC Championship	April 20-22, 2012	2/12	309-295-313 = 917
SEC Championship	April 19-21, 2013	t7/14	313-308-302 = 923
Stanford Intercollegiate	Oct. 19-21, 2007	4/17	299-298-289 = 886
<b>Gator SunTrust Invitational</b>			
<i>Appearances 9; Best Finish: 5th (2011); Best Score: 885 (2012)</i>			
Lady Gator Invitational	Feb. 27-March 1, 1998	16/19	318-309-319 = 946
SunTrust Lady Gator Invitational	Feb. 26-28, 1999	8/19	309-316 = 625
SunTrust Lady Gator Invitational	Feb. 25-27, 2000	11/15	317-305-324 = 946
SunTrust/Lady Gator Invitational	Feb. 23-27, 2001	17/17	310-315-320 = 945
SunTrust/Lady Gator Invitational	Feb. 22-24, 2002	15/15	319-324-326 = 969
SunTrust/Lady Gator Invitational	March 7-9, 2004	11/15	322-308-319 = 949
SunTrust Lady Gator Invitational	March 4-6, 2005	T9/18	303-312-314 = 929
SunTrust Gator Invitational	March 6-7, 2011	5/17	298-296-305 = 899
Gator SunTrust Invitational	March 16-18, 2012	T6/17	297-299-289 = 885



# TOURNAMENT APPEARANCES

## Susie Maxwell Berning Classic

*Appearances 4; Best Finish: 1st (2010); Best Score: 869 (2007)*

Susie Maxwell Berning	April 9-10, 2001	7/15	311-309-312=932
Susie Maxwell Berning	April 8-9, 2002	8/15	314-308-307=929
Susie Maxwell Berning Classic	April 8-9, 2007	2/18	292-278-299=869
Susie Maxwell Berning Classic	Sept. 24-26, 2010	1/8	290-290-291=871

## Texas A&M Mo Morial Classic

*Appearances 2; Best Finish: T1st (2006); Best Score: 914 (2004)*

Texas A&M "Mo" Morial	March 1-2, 2004	T4/16	311-295-308=914
Texas A&M "Mo" Morial Classic	March 10-12, 2006	T1/18	307-301-315=923

The Bryan Collegiate	March 29-31	2/17	294-289-290=873
----------------------	-------------	------	-----------------

## Shootout at the Legends

*Appearances 2; Best Finish: T4th (2003); Best Score: 894 (2003)*

The Legends Intercollegiate	Oct. 8-9, 2001	17/19	319-312-320=951
The Shootout at the Legends	Oct. 6-7, 2003	T4/18	293-305-296=894



UA Ann Rhoads Intercollegiate	Oct. 26-28, 2007	1/18	295-300-291=886
-------------------------------	------------------	------	-----------------

## UCF Invitational

*Appearances 2; Best Finish: 10th (2007); Best Score: 884 (2008)*

UCF Invitational	March 5-6, 2007	10/13	312-312-304=928
UCF Invitational	March 9-11, 2008	12/18	294-298-292=884

## Verizon "Mo" Morial Invitational

*Appearances 3; Best Finish: 2nd (2003); Best Score: 937 (2001)*

Verizon "Mo" Morial Invitational	March 5-6, 2001	6/17	315-309-313=937
Verizon "Mo" Morial Invitational	March 4-5, 2002	18/18	351-327=678
Verizon "Mo" Morial	March 3-4, 2003	2/19	313-304=617

Wahine Rainbow Invitational	Nov. 19-10, 1999	3/14	303-313-315=931
-----------------------------	------------------	------	-----------------

Westbrook Invitational	Feb. 24-25	2/13	296-287-284=867
------------------------	------------	------	-----------------

## Wildcat Invitational

*Appearances 2; Best Finish: 3rd (2007); Best Score: 889 (2007)*

Wildcat Fall Invitational	Sept. 29-Oct. 1, 2007	3/14	298-301-299=889
Wildcat Invitational	Feb. 22-24, 2003	T11/18	314-307-312=933



# COACHING RECORDS



## SUE ERTL

1994-96

Record: 36-81

1995-96 12th, SEC

Record 36-81

\*Spent 1994-95 assembling team and laying the foundation for the first year of golf in 1995-96.



## ULRIKA (FISHER) BELLINE

1996-2002

Record: 318-530-7

2000-01

12th, SEC

Record 49-92

1996-97 12th, SEC

Record 37-114-2

2001-02

11th, SEC

Record 35-97-1

1997-98 10th, SEC

Record 58-91-2

\*Took program to its first NCAA Regional appearance finishing 24th in the East.

1998-99 5th, SEC

Record 76-58-1

1999-2000 8th, SEC

24th, NCAA Regional

Record 63-78-1



## KELLEY HESTER

2002-07 || Record: 527-310-10

2002-03 6th, SEC

T15th, NCAA Central Regional

Record 79-69-4

2006-07 9th, SEC

9th, NCAA Central Regional

Stacy Lewis, NCAA Champion

Record 89-72-1

2003-04 9th, SEC

16th, NCAA Central Regional

Record 93-63-2

\*Took program to its first NCAA Championship, had the first first-team All-SEC selections, first-ever All-Americans and first NCAA Champion.

2004-05 3rd, SEC

8th, NCAA Central Regional

T11, NCAA Championship

Record 138-58-2

2005-06 5th, SEC

8th, NCAA West Regional

10th, NCAA Championship

Record 128-48-1



## SHAUNA ESTES-TAYLOR

2007-pres. || Record: 619-271-16

2007-08 2nd, SEC

T5th, NCAA West Regional

8th, NCAA Championship

Record 157-43-2

2011-12 2nd, SEC

8th, NCAA Central Regional

23rd, NCAA Championship

Record 72-115-4

2008-09 t2nd, SEC

T9th, NCAA West Regional

Record 77-79-4

2012-13 t7th, SEC

t3rd, NCAA East Regional

t13th, NCAA Championship

Record: 130-34-1

2009-10 3rd, SEC

13th, NCAA West Regional

Record 94-76

\*Led team to program-best fourth place at the NCAA Central Regional and a tie for fifth at the NCAA Championship in 2011.

2010-11 4th, SEC

4th, NCAA Central Regional

t5th, NCAA Championship

Record 161-39-5



# TEAM VICTORIES

## 1998 LADY RAZORBACK INVITATIONAL PINNACLE CC -- ROGERS, ARK.

1.	ARKANSAS	306-322=628
2.	Nevada	320-310=630
3.	Tennessee Tech	314-320=634
4.	Southern Illinois	319-344=663
5.	Illinois St.	332-332=664
6.	Oral Roberts	342-328=670

### Arkansas Individuals

2	Adrienne Mucci	71-79-152
6	Jane Hilburn	76-82=158
T9	Jo Danielsson	75-85=160
11	Lauren Baugh	81-80=161
15	Kristy Kortuem	79-84=163
T16	Rebecca Gard	83-81=164*
T32	Laura Kennan	86-90=176*

## 1999 LADY REBEL INVITATIONAL UNIV. GOLF COURSE -- OXFORD, MISS.

1.	ARKANSAS	313-301-313=927
2.	Arkansas St	323-307-310=940
3.	Ark-LR	321-320-310=942
4.	Troy St.	314-316-313=943
5.	Georgia St.	318-316-310=944
6.	C. Florida	321-314-311=946
7.	Charleston	317-316-314=947
8.	S. Alabama	325-316-310=951
9.	Winthrop	331-314-309=954
10.	S. Illinois	329-312-315=956
11.	Jacksonville St.	332-314-313=959
12.	Mississippi	330-318-313=961
13.	So. Miss	318-323-324=965
14.	Murray St.	321-324-325=970
15.	Austin Peay	336-328-324=988
16.	N. Orleans	335-326-335=996
17.	Ala-Bir.	347-332-320=999
18.	Mobile	335-353-337=1025
19.	E. Illinois	354-353-346=1053

### Arkansas Individuals

T13	Jo Danielsson	74-71-73=218
T41	Kelly Hanwell	74-80-86=240
T43	Lauren Baugh	83-81-77=241
61	Kristy Kortuem	83-80-85=248
69	Adrienne Mucci	84-76-93=253

## 2002 LADY RAZORBACK INVITATIONAL PINNACLE CC -- ROGERS, ARK.

1.	ARKANSAS	310-313-314=937
2.	ORU	324-310-312=946
3.	Augusta St.	324-315-323=962
4.	Illinois St.	336-315-313=964
5.	MTSU	328-321-315=964
6.	SMU	339-311-322=972
7.	Murray St.	327-326-320=973
8.	Lamar	333-326-325=984
9.	Wichita St.	335-333-335=1003
10.	UMKC	342-329-337=1008
11.	Tenn Tech	336-345-329=1010
12.	Sam Houston	360-342-334=1036
13.	SW Missouri	362-335-348=1045
14.	West Florida	420-411-398=1229

### Arkansas Individuals

3	Courtney Mahon	76-77-77=230
4	Amanda McCurdy	76-76-79=231
T9	Melissa Murray	81-78-78=237
T15	Lina Axelsson	77-83-80=349
T41	Gena Johnson	86-85-82=253

## 2003 TYSON/EMBASSY SUITES INV. PINNACLE CC -- ROGERS, ARK.

1.	ARKANSAS	291-304-303=898
2.	Mississippi	308-290-307=905
3.	Nebraska	311-303-306=920
4.	Texas A&M	310-301-312=923
5.	Oral Roberts	313-309-316=938
t6.	So. Mississippi	313-315-319=947
t6.	Iowa St.	317-314-316=947
8.	Augusta St.	316-327-340=983
9.	Wichita St.	340-335-333=1008

### Arkansas Individuals

1	Amanda McCurdy	73-73-74=220**
4	Courtney Mahon	71-75-77=223
T9	Gena Johnson	73-80-76=229
16	Lina Axelsson	74-78-80=232
T34	Jennifer Norlien	86-78-76=240
T30	Melissa Murray	76-76-87=239*
T37	Sarah Trew	85-74-82=241*
T47	Lindsey Hinshaw	81-84-86=251*

\*\*Lost in playoff



*The Razorbacks' home event underwent a name change and Arkansas was still on top in 2003.*

## 2004 ADIDAS FALL CLASSIC PGA VILLAGE -- PGA VILLAGE, FLA.

1.	Baylor	302-300-297=899
2.	ARKANSAS	302-309-289=900
3.	Missouri	305-297-302=904
4.	Kent St.	301-306-307=914
5.	Nebraska	301-316-301=918
6.	Iowa St.	311-303-307=921
7.	Ark-LR	309-311-307=927
8.	Notre Dame	320-305-307=932
9.	North Texas	324-311-311=946
10.	Arkansas St.	325-334-328=987
11.	Y'town St.	338-347-331=1016

### Arkansas Individuals

T2	Amanda McCurdy	70-78-68=216
T7	Lina Axelsson	77-74-73=224
T13	Courtney Mahon	76-76-75=227
T33	Melissa Murray	79-81-77=237
39	Gena Johnson	87-82-73=242
62	Jennifer Norlien	85-92-83=260

Although the above results list Arkansas as the runner-up, Golfstat recognizes this event as a win for the Razorbacks. The tournament allowed teams to compete six athletes and count the top five and Baylor won. Golfstat allows five players with four who count making Arkansas the winner.

## 2005 TYSON/EMBASSY SUITES INV. PINNACLE CC -- ROGERS, ARK.

1	ARKANSAS	291-299-286=876	+12
2	Notre Dame	299-303-294=896	+32
3	Kentucky	311-291-304=906	+42
4	Nebraska	298-313-300=911	+47
5	Augusta St.	303-310-302=915	+51
6	Illinois St.	313-302-301=916	+52
7	Iowa	304-302-311=917	+53
8	Kansas	303-309-306=918	+54
9	Kansas St.	306-315-298=919	+55
10	Wisconsin	307-316-316=939	+75
11	Michigan	315-310-316=941	+77
12	Iowa St.	320-310-312=942	+78
13	Oral Roberts	317-325-305=947	+83
14	Missouri St.	315-316-321=952	+88
15	So. Mississippi	304-320-333=957	+93
16	Wichita St.	329-320-322=971	+107

### Arkansas Individuals

1	Ashley Medders	72-71-69=212 (Ind.)	-4
T2	Stacy Lewis	72-73-70=215-1	-1
T2	Courtney Mahon	71-71-73=215	-1
5	Amanda McCurdy	72-78-68=218	+2
T20	Sarah Trew	76-77-76=229	+13
T28	Lindsey Hinshaw	76-79-75=230	+14
T64	Lucy Nunn	78-74-89=241 (Ind.)	+25
72	Whitney Sylvan	77-88-81=246 (Ind.)	+30



*Head coach Kelley Hester hands out awards at the 2002 Lady Razorback Invitational. Pictured are (l-r): Hester, Jennifer Norlien, Catherine Beckett, Gena Johnson, Melissa Murray, Amanda McCurdy, Lina Axelsson and Courtney Mahon.*



# TEAM VICTORIES



The team poses at the Texas A&M "Mo" Morial in 2006. Pictured (l-r): Lyndsay Hinshaw, Courtney Mahon, Lucy Nunn, head coach Kelley Hester, Stacy Lewis, Amanda McCurdy and Ashley Medders.

## 2006 TEXAS A&M "MO" MORIAL TRADITIONS -- COLLEGE STATION, TEXAS

T1	ARKANSAS	307-301-315=923	+59
T1	Texas A&M	306-304-313=923	+59
3	TCU	318-309-308=935	+71
4	So. Methodist	317-314-311=942	+78
5	Oklahoma	315-313-315=943	+79
6	Baylor	325-305-314=944	+80
7	Kent St.	321-314-310=945	+81
8	Tulsa	325-304-319=948	+84
9	Missouri	325-314-315=954	+90
10	Kansas	321-328-322=971	+107
11	Nebraska	330-329-320=979	+115
12	Kansas St.	326-329-329=984	+120
T13	Iowa St.	335-331-322=988	+124
T13	Oregon St.	321-337-330=988	+124
15	Redlands	337-319-333=989	+125
16	Texas El Paso	317-334-340=991	+127
17	Wisconsin	328-330-339=997	+133
18	Notre Dame	334-329-349=1012	+148

### Arkansas Individuals

3	Stacy Lewis	75-72-79=226	+10
T6	Amanda McCurdy	74-73-82=229	+13
T17	Lindsey Hinshaw	78-77-80=235	+19
T21	Courtney Mahon	80-80-77=237	+21
T24	Ashley Medders	80-79-79=238	+22
T59	Lucy Nunn	84-81-83=248 (Ind.)	+32

## 2007 UA ANN RHOADS INTERCOLLEGIATE NORTH RIVER CC -- TUSCALOOSA, ALA.

1	6 ARKANSAS	295-300-291=886	+34
2	7 Auburn	301-300-293=894	+42
3	5 Florida	307-300-289=896	+4
T4	19 Notre Dame	298-300-299=897	+45
T4	38 Louisville	297-299-301=897	+45
6	Furman	299-301-299=899	+47
T7	15 Alabama	313-292-300=905	+53
T7	35 S. Carolina	300-308-297=905	+53
9	33 Texas	307-305-296=908	+56
10	26 Louisiana St.	304-304-304=912	+60
11	Mississippi	305-306-306=917	+65
12	Central Florida	303-300-317=920	+68
13	Kansas	317-312-297=926	+74
14	Northwestern	308-322-301=931	+79
T15	43 Kentucky	309-303-320=932	+80
T15	37 Florida St.	318-301-313=932	+80
T15	Mississippi St.	311-310-311=932	+80
18	Samford	332-322-325=979	+127

### Arkansas Individuals

1	Stacy Lewis	68-76-69=213	E
T13	Kristin Ingram	77-76-71=224	+11
T34	Alex Schulte	75-80-74=229	+16
T34	Lucy Nunn	75-77-77=229	+16
T41	Kelli Shean	80-71-79=230	+17

## 2010 SUSIE MAXWELL BERNING CLASSIC NORMAN, OKLA./JIMMIE AUSTIN OU GC SEPT. 24-26, 2010 || PAR 72, 6,327 YARDS

TEAM	SCORE	TO PAR
1 ARKANSAS	290-290-291=871	+7
2 Oklahoma	287-288-301=876	+12
3 Tulsa	290-302-302=894	+30
4 Mississippi	297-294-304=895	+31
5 Texas State	312-300-304=916	+52
6 MTSU	309-301-311=921	+57
7 Redlands CC	312-312-313=937	+73
8 Oklahoma City	318-323-322=963	+99

### Arkansas Individuals

1	Emily Tubert	69-72-70=211	-5
2	Kelli Shean	69-71-73=213	-3
t12	Victoria Vela	76-75-74=225	+9
t14	Corinna Rees	76-76-74=226	+10
t18	Emma Lavy	79-72-77=228	+12
t24	Meagan Roberts	77-75-80=232 (Ind.)	+16



The banquet at Texas A&M.



# TEAM VICTORIES



The 2010-11 Razorbacks dominated the field at the Las Vegas Collegiate Showdown. Pictured are (l-r): Emily Tubert, Corinna Rees, Kelli Shean, Victoria Vela, Meagan Roberts and Emma Lavy.

## 2010 LAS VEGAS COLLEGIATE SHOWDOWN BOULDER CREEK, NEV.

### BOULDER CREEK GOLF COURSE

OCT. 25-27, 2010 || PAR 72, 6,329 YARDS

1	19 ARKANSAS	277-276-293=846	-18
2	26 Kent State	296-277-296=869	+5
3	11 Arizona	295-276-301=872	+8
T4	35 Louisville	295-279-302=876	+12
T4	33 Washington	294-288-294=876	+12
T6	25 Oregon	299-289-289=877	+13
T6	43 Minnesota	300-281-296=877	+13
8	Missouri	298-288-307=893	+29
9	47 East Carolina	304-278-312=894	+30
10	40 UNLV	296-292-307=895	+31
11	50 New Mexico	303-292-303=898	+34
12	Colorado State	298-295-308=901	+37
13	41 San Diego St.	306-288-311=905	+41
14	Idaho	302-297-307=906	+42
15	UC Irvine	309-293-305=907	+43
16	San Jose State	307-295-314=916	+52
17	Washington State	309-297-314=920	+56

### Arkansas Individuals

1	Emily Tubert	63-68-74=205	-11
t2	Kelli Shean	70-67-73=210	-6
t2	Corinna Rees	74-67-69=210	-6
t32	Victoria Vela	71-75-77=223	+7
t35	Emma Lavy	73-74-77=224	+8
t76	Meagan Roberts	82-73-80=235	+19



Arkansas wins at the 2010 Susie Maxwell Berning Classic. Pictured (l-r): Assistant Coach Mike Adams, Emily Tubert, Corinna Rees, Kelli Shean, Victoria Vela, Emma Lavy. Front Row (l-r): Meagan Roberts, Head Coach Shauna Estes-Taylor.



# TEAM VICTORIES



Arkansas wins at LSU. Pictured (l-r): head coach Shauna Estes-Taylor, Emily Tubert, Victoria Vela, Kelli Shean, Corinna Rees, Emma Lavy and assistant coach Mike Adams.

## 2013 LSU TIGER GOLF CLASSIC BATON ROUGE, LA. || UNIVERSITY CLUB MARCH 22-24, 2013

PAR: 72 || 6305 YARDS

1	8 ARKANSAS	293-297-309=899	+35
2	25 Tulane	298-302-309=909	+45
3	30 LSU	306-294-312=912	+48
4	TCU	301-303-312=916	+52
T5	18 Georgia	315-293-311=919	+55
T5	Wake Forest	316-302-301=919	+55
7	29 Tennessee	305-297-319=921	+57
8	36 Kentucky	304-311-309=924	+60
9	43 Florida State	301-307-321=929	+65
10	20 NC State	302-301-327=930	+66
11	Missouri	309-315-311=935	+71
12	48 Mississippi	322-294-325=941	+77
13	Louisiana Monroe	323-319-324=966	+102
14	UNC Wilmington	335-329-328=992	+128

### Arkansas Individuals

1	Emily Tubert	72-72-72=216	E
T16	Gabriela Lopez	71-76-81=228	+12
T23	Emma Lavy	74-76-79=229	+13
27	Regina Plasencia	78-73-79=230	+14
T28	Victoria Vela	76-76-79=231	+15

A photograph of the official tournament scorecard from LSU. It lists the Arkansas team as champions with a total score of 888. Individual scores for the team members are also listed.

ARKANSAS Champion	
Shauna Estes-Taylor COACH	
TEAM TOTALS	RD 1 RD 2 RD 3 RD 4 RD 5
305 296 601 287 888	
TUBERT Emily	78 70 148 71 219
REES Corinna	81 79 160 72 232
VELA Victoria	76 73 149 73 222
SHEAN Kelli	77 74 151 71 222
LAVY Emma	74 82 156 76 232
MARCH 22-24, 2013 - The University Club	

The scorecard from LSU.

## 2010 LSU GOLF INVITATIONAL BATON ROUGE, LA./UNIVERSITY CLUB MARCH 12-14, 2011

PAR 72, 6,194 YARDS

1	ARKANSAS	305-296-287=888	+24
2	Virginia	301-300-294=895	+31
T3	Alabama	301-300-299=900	+36
T3	Duke	300-302-298=900	+36
T3	Tennessee	305-297-298=900	+36
6	LSU	300-305-297=902	+38
7	Wake Forest	294-307-308=909	+45
8	Texas A&M	298-308-304=910	+46
9	N Carolina State	310-306-295=911	+47
10	Louisville	303-309-302=914	+50
11	Tulane	312-302-304=918	+54
12	TCU	310-309-308=927	+63
13	North Carolina	304-322-302=928	+64
14	South Carolina	319-307-308=934	+70
15	Mississippi	314-309-315=938	+74
16	Furman	310-328-307=945	+81
17	N. Car. Wilmington	328-318-312=958	+94
18	Kentucky	313-324-322=959	+95
19	ULM	332-311-319=962	+98
20	Mississippi St.	316-326-321=963	+99
21	Charleston	323-326-318=967	+103

128



The Razorbacks led wire-to-wire winning the LSU Tiger Golf Classic in 2013. Emily Tubert was the individual winner as well. Pictured (l-r): Emily Tubert, Gabriela Lopez, Emma Lavy, Victoria Vela, Head Coach Shauna Estes-Taylor, Regina Plasencia, Assistant Coach Mike Adams.

## 2013-14 ARKANSAS RAZORBACK WOMEN'S GOLF



# MEDALIST HONORS

## STACY LEWIS

2004-05	Central District Inv.	72-79-74 = 216
2004-05	Betsy Rawls Longhorn	74-73-77 = 224
2004-05	SEC Championship	72-75-67 = 214
2005-06	Peg Barnard Invitational (no playoff)	71-67-69 = 207
2006-07	Peg Barnard Inv.	67-67-74 = 208 (no playoff)
2006-07	Susie Maxwell	67-67-74 = 208
2006-07	NCAA Championship	71-71-74-66 = 282
2007-08	Stanford Intercollegiate	69-72-70-211
2007-08	UA Ann Rhodes Intercoll.	68-76-69 = 213
2007-08	Lady Puerto Rico Classic	68-70-70 = 208
2007-08	Betsy Rawls Longhorn Classic	74-RO-77 = 151
2007-08	Bryan National Collegiate	70-69-77 = 216
2007-08	SEC Championship	69-73-72 = 214



Stacy Lewis won the 2005 (above) and 2008 (right) SEC titles.



Stacy Lewis wins the Susie Maxwell in 2006.

## AMANDA MCCURDY

2003-04	Landfall Tradition	72-69-75 = 216
2003-04	Tyson/ Embassy Suites (lost playoff)	73-73-74 = 220
2005-06	Mercedes-Benz Collegiate	70-74-69 = 213
2005-06	Lady Puerto Rico Inv.	72-68-74 = 214



Amanda McCurdy wins the Mercedes-Benz in 2005.

## GABRIELA LOPEZ

2012-13 Westbrook Invitational

72-70-66 = 208



Gabriela Lopez wins the Westbrook Invitational as a freshman in 2013.

# MEDALIST HONORS



*Stacy Lewis and Courtney Mahon were runners up at the 2005 Lady Razorback Invitational.*

## COURTNEY MAHON

2003-04	Mary Fossum Inv. (lost playoff)	73-74-75 = 222
2003-04	Mercedes-Benz Inv. (lost playoff)	72-74-71 = 217

## ASHLEY MEDDERS

2005-06	Tyson/Embassy Suites	72-71-69 = 212 (Ind.)
---------	----------------------	-----------------------

*Ashley Medders with the Tyson/Embassy Suites in 2005.*



*Adrienne Mucci was the program's first medalist, winning the Pepperdine Wave Invitational in 1998.*

## ADRIENNE MUCCI

1998-99	Pepperdine Wave Invite	74-73 = 147
---------	------------------------	-------------

## LUCY NUNN

2008-09	LSU/Cleveland Classic (won playoff)	72-68-69 = 209
---------	--	----------------



*Emily Tubert wins the MountainView in 2011.*

## EMILY TUBERT

2010-11	Susie Maxwell Berning	69-72-70 = 211
2010-11	Las Vegas Collegiate	63-68-74 = 205
2010-11	MountainView Collegiate	68-72-67 = 207
2012-13	Puerto Rico Golf Classic	70-70-73 = 213





# Stats and Records



# INDIVIDUAL RECORDS

## PLAYER SEASON SCORING AVERAGE

(vs. Par) minimum rounds: 15

SEASON	NAME	ROUNDS	AVG. SCORE	VERSUS PAR
2007-08	Stacy Lewis	36.0	72.00	0.25
2010-11	EMILY TUBERT	37.0	72.16	0.41
2006-07	Stacy Lewis	35.0	72.37	0.71
2011-12	EMILY TUBERT	30.0	72.50	0.77
2009-10	Kelli Shean	33.0	73.27	1.27
2012-13	EMILY TUBERT	34.0	73.41	1.50
2010-11	Kelli Shean	37.0	73.32	1.57
2008-09	Lucy Nunn	28.0	73.64	1.86
2012-13	GABY LOPEZ	35.0	73.77	1.86
2005-06	Stacy Lewis	34.0	74.32	2.50
2004-05	Stacy Lewis	35.0	74.31	2.60
2012-13	EMMA LAVY	34.0	74.53	2.62
2005-06	Amanda McCurdy	34.0	74.65	2.82
2008-09	Kristin Ingram	28.0	74.64	2.86
2012-13	VICTORIA VELA	31.0	74.81	2.90

## NATIONAL RATING

Minimum rounds: 15

SEASON	NAME	ROUNDS	RATING
2006-07	Stacy Lewis	35.0	4
2007-08	Stacy Lewis	36.0	5
2011-12	EMILY TUBERT	30.0	8
2010-11	EMILY TUBERT	37.0	11
2009-10	Kelli Shean	33.0	21
2004-05	Stacy Lewis	35.0	26
2010-11	Kelli Shean	37.0	32
2008-09	Lucy Nunn	28.0	33
2012-13	EMILY TUBERT	34.0	37
2005-06	Stacy Lewis	34.0	45
2012-13	GABY LOPEZ	35.0	46
2003-04	Amanda McCurdy	33.0	54
2005-06	Amanda McCurdy	34.0	60
2008-09	Kristin Ingram	28.0	78
2008-09	Kelli Shean	28.0	86

## WINS

SEASON	NAME	TOURNAMENTS	WINS
2007-08	Stacy Lewis	12	6
2010-11	EMILY TUBERT	12	3
2006-07	Stacy Lewis	12	3
2004-05	Stacy Lewis	12	3
2012-13	EMILY TUBERT	11	2
2005-06	Amanda McCurdy	11	2
2003-04	Courtney Mahon	11	2
2003-04	Amanda McCurdy	11	2
2005-06	Ashley Medders	9	1
2008-09	Lucy Nunn	10	1
1998-99	Adrienne Mucci	10	1
2009-10	Kelli Shean	11	1
2012-13	GABY LOPEZ	12	1

## PAR OR BETTER ROUNDS

SEASON	NAME	ROUNDS	PAR OR LESS
2007-08	Stacy Lewis	36.0	22
2010-11	EMILY TUBERT	37.0	19
2006-07	Stacy Lewis	35.0	18
2010-11	Kelli Shean	37.0	17
2011-12	EMILY TUBERT	30.0	14
2009-10	Kelli Shean	33.0	14
2012-13	GABY LOPEZ	35.0	14
2012-13	EMILY TUBERT	34.0	13
2005-06	Stacy Lewis	34.0	11
2008-09	Lucy Nunn	28.0	10
2012-13	EMMA LAVY	34.0	10
2005-06	Amanda McCurdy	34.0	9
2004-05	Stacy Lewis	35.0	9
2003-04	Amanda McCurdy	33.0	8
2008-09	Kristin Ingram	28.0	7
2008-09	Kelli Shean	28.0	7
2010-11	Corinna Rees	34.0	7

## ROUNDS PLAYED

Minimum rounds: 15

SEASON	NAME	ROUNDS
2010-11	VICTORIA VELA	37.0
2010-11	Kelli Shean	37.0
2010-11	EMMA LAVY	37.0
2010-11	EMILY TUBERT	37.0
2007-08	Stacy Lewis	36.0
2007-08	Lucy Nunn	36.0
2007-08	Kelli Shean	36.0
2012-13	REGINA PLASENCIA	35.0
2012-13	GABY LOPEZ	35.0
2006-07	Stacy Lewis	35.0
2004-05	Stacy Lewis	35.0
2004-05	Courtney Mahon	35.0
2004-05	Amanda McCurdy	35.0
2012-13	EMMA LAVY	34.0
2012-13	EMILY TUBERT	34.0
2010-11	Corinna Rees	34.0
2005-06	Stacy Lewis	34.0
2005-06	Lindsey Hinshaw	34.0
2005-06	Courtney Mahon	34.0
2005-06	Amanda McCurdy	34.0

## FINISH PERCENTAGE

Minimum rounds: 15

SEASON	NAME	OPPONENTS	FINISH PCT.
2007-08	Stacy Lewis	1101	95.3%
2010-11	EMILY TUBERT	1124	90.0%
2011-12	EMILY TUBERT	959	89.9%
2004-05	Stacy Lewis	1112	88.0%
2005-06	Stacy Lewis	965	86.2%
2006-07	Stacy Lewis	1045	86.0%
2009-10	Kelli Shean	1031	85.5%
2003-04	Amanda McCurdy	880	84.5%
2012-13	EMILY TUBERT	959	84.5%
2010-11	Kelli Shean	1124	84.3%
2005-06	Amanda McCurdy	965	78.9%
2012-13	GABY LOPEZ	994	77.6%
2004-05	Amanda McCurdy	1112	76.5%
2012-13	VICTORIA VELA	898	74.4%
2008-09	Lucy Nunn	890	73.1%

## COUNTING SCORES

SEASON	NAME	ROUNDS	COUNTERS
2007-08	Stacy Lewis	36	100.0%
2010-11	EMILY TUBERT	36	97.3%
2004-05	Stacy Lewis	35	100.0%
2012-13	EMILY TUBERT	34	100.0%
2005-06	Stacy Lewis	34	100.0%
2010-11	VICTORIA VELA	34	91.9%
2003-04	Amanda McCurdy	33	100.0%
2004-05	Amanda McCurdy	33	94.3%
2007-08	Lucy Nunn	33	91.7%
2010-11	Kelli Shean	33	89.2%
2009-10	Kelli Shean	32	97.0%
2003-04	Courtney Mahon	32	97.0%
2007-08	Kelli Shean	32	88.9%
2006-07	Stacy Lewis	31	100.0%
2011-12	EMMA LAVY	31	93.9%
2006-07	Lucy Nunn	31	93.9%



AMANDA MCCURDY



## LOW ROUND

SEASON	NAME	TOURNAMENT	ROUND	SCORE
2010-11	EMILY TUBERT	Las Vegas Collegiate Showdown	1	63
2012-13	GABY LOPEZ	Westbrook Invitational	3	66
2006-07	Stacy Lewis	NCAA Women's Championship	4	66
2005-06	Stacy Lewis	NCAA Womens Championship	4	66
2012-13	EMMA LAVY	NCAA D1 Women's East Regional	1	67
2010-11	Corinna Rees	Las Vegas Collegiate Showdown	2	67
2010-11	EMILY TUBERT	Mountain View Collegiate	3	67
2010-11	Kelli Shean	Las Vegas Collegiate Showdown	2	67
2009-10	Kelli Shean	Las Vegas Collegiate Showdown	1	67
2009-10	Kelli Shean	Marilynn Smith Sunflower Inv.	3	67
2006-07	Stacy Lewis	Stanford Intercollegiate	2	67
2006-07	Stacy Lewis	Susie Maxwell Berning Classic	1	67
2006-07	Stacy Lewis	Susie Maxwell Berning Classic	2	67
2004-05	Stacy Lewis	SEC Women's Golf Championship	3	67
2012-13	EMMA LAVY	Darius Rucker Intercollegiate	1	68
2012-13	GABY LOPEZ	Old Waverly Bulldog Invite	3	68
2012-13	REGINA PLASENCIA	Old Waverly Bulldog Invite	2	68
2011-12	EMILY TUBERT	NCAA D1 Womens Central Region	3	68
2011-12	EMILY TUBERT	SunTrust Gator Women's Invite	3	68
2010-11	EMILY TUBERT	Las Vegas Collegiate Showdown	2	68
2010-11	EMILY TUBERT	Mountain View Collegiate	1	68
2010-11	Kelli Shean	Liz Murphey Collegiate Classic	3	68
2010-11	Kelli Shean	NCAA Women's Championship	4	68
2009-10	Kelli Shean	Marilynn Smith Sunflower Inv.	2	68
2009-10	Kristin Ingram	Bryan National Collegiate	2	68
2008-09	Lucy Nunn	LSU Golf Classic	2	68
2007-08	Stacy Lewis	Lady Puerto Rico Classic	1	68
2007-08	Stacy Lewis	UA-Ann Rhoads Intercollegiate	1	68
2005-06	Amanda McCurdy	Lady Puerto Rico Classic	2	68
2005-06	Amanda McCurdy	Tyson/Embassy Suites Invite	3	68
2004-05	Stacy Lewis	Jeannine McHaney	1	68
2002-03	Amanda McCurdy	Adidas Fall Invitational	3	68

## LOW ROUND VS PAR

SEASON	NAME	TOURNAMENT	RD	SCORE	VS. PAR
2010-11	EMILY TUBERT	Las Vegas Collegiate Showdown	1	63	-9
2012-13	GABY LOPEZ	Westbrook Invitational	3	66	-6
2006-07	Stacy Lewis	NCAA Women's Championship	4	66	-6
2005-06	Stacy Lewis	NCAA Womens Championship	4	66	-6
2012-13	EMMA LAVY	NCAA D1 Women's East Regional	1	67	-5
2010-11	Corinna Rees	Las Vegas Collegiate Showdown	2	67	-5
2010-11	EMILY TUBERT	Mountain View Collegiate	3	67	-5
2010-11	Kelli Shean	Las Vegas Collegiate Showdown	2	67	-5
2009-10	Kelli Shean	Las Vegas Collegiate Showdown	1	67	-5
2009-10	Kelli Shean	Marilynn Smith Sunflower Inv.	3	67	-5
2006-07	Stacy Lewis	Susie Maxwell Berning Classic	1	67	-5
2006-07	Stacy Lewis	Susie Maxwell Berning Classic	2	67	-5
2004-05	Stacy Lewis	SEC Women's Golf Championship	3	67	-5
2006-07	Stacy Lewis	Stanford Intercollegiate	2	67	-4
2012-13	GABY LOPEZ	Old Waverly Bulldog Invite	3	68	-4
2012-13	REGINA PLASENCIA	Old Waverly Bulldog Invite	2	68	-4
2011-12	EMILY TUBERT	NCAA D1 Womens Central Region	3	68	-4
2010-11	EMILY TUBERT	Las Vegas Collegiate Showdown	2	68	-4
2010-11	EMILY TUBERT	Mountain View Collegiate	1	68	-4
2010-11	Kelli Shean	Liz Murphey Collegiate Classic	3	68	-4
2010-11	Kelli Shean	NCAA Women's Championship	4	68	-4
2009-10	Kelli Shean	Marilynn Smith Sunflower Inv.	2	68	-4
2009-10	Kristin Ingram	Bryan National Collegiate	2	68	-4
2008-09	Lucy Nunn	LSU Golf Classic	2	68	-4
2007-08	Stacy Lewis	Lady Puerto Rico Classic	1	68	-4
2005-06	Amanda McCurdy	Lady Puerto Rico Classic	2	68	-4
2005-06	Amanda McCurdy	Tyson/Embassy Suites Invite	3	68	-4
2004-05	Stacy Lewis	Jeannine McHaney	1	68	-4
2002-03	Amanda McCurdy	Adidas Fall Invitational	3	68	-4

STACY LEWIS

# INDIVIDUAL RECORDS



LUCY NUNN

## LOW 36 HOLE TOTAL

SEASON	NAME	TOURNAMENT	SCORE	VS PAR
2010-11	EMILY TUBERT	Las Vegas Collegiate Showdown	131	-13
2006-07	Stacy Lewis	Susie Maxwell Berning Classic	134	-10
2010-11	Kelli Shean	Las Vegas Collegiate Showdown	137	-7
2007-08	Stacy Lewis	Lady Puerto Rico Classic	138	-6
2006-07	Stacy Lewis	Stanford Intercollegiate	138	-4
2007-08	Stacy Lewis	Bryan National Collegiate	139	-5
2012-13	EMILY TUBERT	Lady Puerto Rico Classic	140	-4
2010-11	EMILY TUBERT	Mountain View Collegiate	140	-4
2010-11	Kelli Shean	Susie Maxwell Berning Classic	140	-4
2009-10	Kelli Shean	Central District Invitational	140	-4
2008-09	Lucy Nunn	Betsy Rawls Longhorn Invitat.	140	-4
2008-09	Lucy Nunn	LSU Golf Classic	140	-4
2005-06	Amanda McCurdy	Lady Puerto Rico Classic	140	-4
2009-10	Kelli Shean	SEC Women's Golf Championship	140	-2
2008-09	Kristin Ingram	The Stanford Intercollegiate	140	-2
2008-09	Lucy Nunn	SEC Women's Golf Championship	140	-2
2007-08	Stacy Lewis	Mercedes-Benz Women's Champion	140	-2

## LOW 72 HOLE TOTAL

SEASON	NAME	TOURNAMENT	SCORE	VS PAR
2006-07	Stacy Lewis	NCAA Women's Championship	282	-6
2010-11	Kelli Shean	NCAA Women's Championship	284	-4
2007-08	Stacy Lewis	NCAA Women's Championship	292	+4
2010-11	EMILY TUBERT	NCAA Women's Championship	294	+6
2005-06	Stacy Lewis	NCAA Womens Championship	294	+6
2011-12	EMILY TUBERT	NCAA Women's Championship	296	+8
2007-08	Lucy Nunn	NCAA Women's Championship	297	+9
2012-13	VICTORIA VELA	NCAA Women's Championship	298	+10
2004-05	Amanda McCurdy	NCAA Womens Championship	298	+14
2004-05	Stacy Lewis	NCAA Womens Championship	299	+15
2012-13	EMILY TUBERT	NCAA Women's Championship	301	+13
2005-06	Amanda McCurdy	NCAA Womens Championship	301	+13
2012-13	GABY LOPEZ	NCAA Women's Championship	302	+14
2011-12	EMMA LAVY	NCAA Women's Championship	303	+15
2007-08	Kelli Shean	NCAA Women's Championship	303	+15

## LOW 54 HOLE TOTAL

SEASON	NAME	TOURNAMENT	SCORE	VS PAR
2010-11	EMILY TUBERT	Las Vegas Collegiate Showdown	205	-11
2010-11	EMILY TUBERT	Mountain View Collegiate	207	-9
2006-07	Stacy Lewis	Stanford Intercollegiate	207	-6
2012-13	GABY LOPEZ	Westbrook Invitational	208	-8
2007-08	Stacy Lewis	Lady Puerto Rico Classic	208	-8
2006-07	Stacy Lewis	Susie Maxwell Berning Classic	208	-8
2009-10	Kelli Shean	Marilynn Smith Sunflower Inv.	209	-7
2008-09	Lucy Nunn	LSU Golf Classic	209	-7
2012-13	GABY LOPEZ	Old Waverly Bulldog Invite	210	-6
2010-11	Corinna Rees	Las Vegas Collegiate Showdown	210	-6
2010-11	Kelli Shean	Las Vegas Collegiate Showdown	210	-6
2009-10	Kelli Shean	SEC Women's Golf Championship	210	-3
2011-12	EMILY TUBERT	SunTrust Gator Women's Invite	210	E
2011-12	EMILY TUBERT	Liz Murphey Collegiate Classic	211	-5
2010-11	EMILY TUBERT	Susie Maxwell Berning Classic	211	-5
2008-09	Kristin Ingram	The Stanford Intercollegiate	211	-2
2007-08	Stacy Lewis	Mercedes-Benz Women's Champion	211	-2
2007-08	Stacy Lewis	Stanford Intercollegiate	211	-2



KRISTIN INGRAM



# INDIVIDUAL RECORDS

## PLAYER CAREER SCORING AVERAGE

(vs. Par) minimum rounds: 45

NAME	ROUNDS	AVG. SCORE	VERSUS PAR	CAREER
EMILY TUBERT	101.072.68	0.88	11,12,13	
Stacy Lewis	140.073.24	1.50	04,05,06,07,08	
Kelli Shean	134.074.40	2.57	08,09,10,11	
EMMA LAVY	104.075.24	3.43	10,11,12,13	
Lucy Nunn	109.075.42	3.67	06,07,08,09	
Amanda McCurdy	133.075.73	3.96	03,04,05,06	
VICTORIA VELA	125.076.00	4.18	10,11,12,13	
Kristin Ingram	112.076.20	4.38	07,08,09,10	
Alexandra Schulte	102.0	76.714.94	07,08,09,10	
Courtney Mahon	133.0	76.915.14	03,04,05,06	
Ashley Medders	62.0	77.405.69	05,06,07,08	
Corinna Rees	84.0	77.625.80	07,08,09,10,11	
Lindsey Hinshaw	63.0	78.40	6.51	04,05,06
Johanna Danielsson	113.078.81	6.82	98,99,00,01	
Lina Axelsson	86.0	78.636.84	02,03,04,05	

## WINS

NAME	TOURNAMENTS	WINS	CAREER
Stacy Lewis	47	12	04,05,06,07,08
EMILY TUBERT	33	5	11,12,13
Amanda McCurdy	45	4	03,04,05,06
Courtney Mahon	45	2	03,04,05,06
GABY LOPEZ	12	1	13
Ashley Medders	21	1	05,06,07,08
Lucy Nunn	37	1	06,07,08,09
Adrienne Mucci	39	1	97,98,99,00
Kelli Shean	45	1	08,09,10,11

## PAR OR BETTER ROUNDS

NAME	TOTAL ROUND	PAR+	CAREER
Stacy Lewis	140.0	60	04,05,06,07,08
EMILY TUBERT	101.0	46	11,12,13
Kelli Shean	134.0	40	08,09,10,11
Amanda McCurdy	133.0	26	03,04,05,06
Lucy Nunn	109.0	21	06,07,08,09
EMMA LAVY	104.0	18	10,11,12,13
Kristin Ingram	112.0	17	07,08,09,10
VICTORIA VELA	125.0	15	10,11,12,13
GABY LOPEZ	35.0	14	13
Alexandra Schulte	102.0	9	07,08,09,10
Ashley Medders	62.0	8	05,06,07,08
Corinna Rees	84.0	7	07,08,09,10,11
Courtney Mahon	133.0	7	03,04,05,06
REGINA PLASENCIA	35.0	5	13
Katy Nugent	37.0	4	09,10

## ROUNDS PLAYED

Minimum rounds: 45

NAME	ROUNDS	CAREER
Stacy Lewis	140.0	04,05,06,07,08
Kelli Shean	134.0	08,09,10,11
Courtney Mahon	133.0	03,04,05,06
Amanda McCurdy	133.0	03,04,05,06
VICTORIA VELA	125.0	10,11,12,13
Johanna Danielsson	113.0	98,99,00,01
Kristin Ingram	112.0	07,08,09,10
Lucy Nunn	109.0	06,07,08,09
Adrienne Mucci	108.0	97,98,99,00
EMMA LAVY	104.0	10,11,12,13
Alexandra Schulte	102.0	07,08,09,10
EMILY TUBERT	101.0	11,12,13
Kelly Hanwell	97.0	98,99,00,01
Lina Axelsson	86.0	02,03,04,05
Gena Johnson	85.0	02,03,04,05

## FINISH PERCENTAGE

Minimum rounds: 45

NAME	OPPONENTS	PCT.	FINISH CAREER
Stacy Lewis	4223	89.0%	04,05,06,07,08
EMILY TUBERT	3042	88.2%	11,12,13
Amanda McCurdy	3841	77.1%	03,04,05,06
Kelli Shean	4146	74.4%	08,09,10,11
Lucy Nunn	3260	66.7%	06,07,08,09
Courtney Mahon	3841	64.7%	03,04,05,06
EMMA LAVY	3122	64.2%	10,11,12,13
Johanna Danielsson	3163	63.8%	98,99,00,01
Kristin Ingram	3455	58.7%	07,08,09,10
Lina Axelsson	2470	58.2%	02,03,04,05
VICTORIA VELA	3835	57.4%	10,11,12,13
Lisa Cornwell	657	55.4%	96
Kristy Kortuem	2118	51.7%	98,99,00
Lauren Baugh	2172	50.0%	99,00,01,02
Alexandra Schulte	3057	48.7%	07,08,09,10

## COUNTING SCORES

NAME	COUNTERS	PCT.	CAREER
Stacy Lewis	136	100.0%	04,05,06,07,08
Amanda McCurdy	125	94.0%	03,04,05,06
Kelli Shean	123	91.8%	08,09,10,11
Courtney Mahon	117	88.0%	03,04,05,06
VICTORIA VELA	112	89.6%	10,11,12,13
Johanna Danielsson	107	94.7%	98,99,00,01
EMILY TUBERT	100	99.0%	11,12,13
Adrienne Mucci	97	89.8%	97,98,99,00
Lucy Nunn	95	92.2%	06,07,08,09
Kristin Ingram	95	84.8%	07,08,09,10
EMMA LAVY	85	81.7%	10,11,12,13
Kelly Hanwell	75	79.8%	98,99,00,01
Alexandra Schulte	75	73.5%	07,08,09,10
Lina Axelsson	72	86.7%	02,03,04,05
Lauren Baugh	66	82.5%	99,00,01,02



KELLI SHEAN



# TEAM RECORDS

## TEAM SEASON

### SCORING AVERAGE

(vs. Par) minimum rounds: 15

SEASON	COACH	ROUNDS	AVG. SCORE	VERSUS PAR
2012-13	Shauna Estes-Taylor	34.0	295.09	7.44
2010-11	Shauna Estes-Taylor	37.0	294.97	7.95
2008-09	Shauna Estes	28.0	296.86	9.71
2007-08	Shauna Estes	36.0	298.56	11.56
2005-06	Kelley Hester	34.0	300.32	13.03
2009-10	Shauna Estes-Taylor	33.0	301.88	13.88
2011-12	Shauna Estes-Taylor	33.0	301.24	14.21
2006-07	Shauna Estes	33.0	300.91	14.36
2004-05	Kelley Hester	35.0	303.46	16.60
2003-04	Kelley Hester	33.0	305.79	18.88
2002-03	Kelley Hester	31.0	312.00	24.77
1998-99	Ulrika Fisher	26.0	314.12	25.81
1999-00	Ulrika Fisher	29.0	315.45	27.03
2000-01	Ulrika Belline	30.0	317.37	29.37
1995-96	Ulrika Fisher	23.0	321.61	30.83

## NATIONAL RATING

Minimum rounds: 15

SEASON	COACH	ROUNDS	RATING
2010-11	Shauna Estes-Taylor	37.0	8
2012-13	Shauna Estes-Taylor	34.0	10
2008-09	Shauna Estes	28.0	11
2007-08	Shauna Estes	36.0	11
2005-06	Kelley Hester	34.0	17
2006-07	Shauna Estes	33.0	24
2004-05	Kelley Hester	35.0	28
2003-04	Kelley Hester	33.0	35
2009-10	Shauna Estes-Taylor	33.0	38
2011-12	Shauna Estes-Taylor	33.0	48
1995-96	Ulrika Fisher	23.0	48
1998-99	Ulrika Fisher	26.0	49
1999-00	Ulrika Fisher	29.0	55
2002-03	Kelley Hester	31.0	74
2000-01	Ulrika Belline	30.0	78

## WINS

SEASON	COACH	TOURNAMENTS	WINS
2010-11	Shauna Estes-Taylor	12	3
2005-06	Kelley Hester	11	2
2002-03	Kelley Hester	11	2
1999-00	Ulrika Fisher	10	1
1998-99	Ulrika Fisher	10	1
2012-13	Shauna Estes-Taylor	11	1
2003-04	Kelley Hester	11	1
2007-08	Shauna Estes	12	1

## PAR OR BETTER ROUNDS

Season coach rounds par or less

SEASON	COACH	ROUNDS	PAR OR LESS
2012-13	Shauna Estes-Taylor	34.0	7
2010-11	Shauna Estes-Taylor	37.0	7
2008-09	Shauna Estes	28.0	4
2011-12	Shauna Estes-Taylor	33.0	1
2009-10	Shauna Estes-Taylor	33.0	1
2006-07	Shauna Estes	33.0	1
2005-06	Kelley Hester	34.0	1

## ROUNDS PLAYED

Minimum rounds: 15

SEASON	COACH	ROUNDS
2010-11	Shauna Estes-Taylor	37.0
2007-08	Shauna Estes	36.0
2004-05	Kelley Hester	35.0
2012-13	Shauna Estes-Taylor	34.0
2005-06	Kelley Hester	34.0
2011-12	Shauna Estes-Taylor	33.0
2009-10	Shauna Estes-Taylor	33.0
2006-07	Shauna Estes	33.0
2003-04	Kelley Hester	33.0
2002-03	Kelley Hester	31.0
2000-01	Ulrika Belline	30.0
1999-00	Ulrika Fisher	29.0
1997-98	Ulrika Fisher	28.0
1996-97	Ulrika Fisher	28.0
2008-09	Shauna Estes	28.0

## FINISH PERCENTAGE

Minimum rounds: 15

SEASON	COACH	OPPONENTS	FINISH PCT.
2010-11	Shauna Estes-Taylor	203	80.8%
2012-13	Shauna Estes-Taylor	169	79.3%
2007-08	Shauna Estes	200	78.5%
2005-06	Kelley Hester	172	72.7%
2004-05	Kelley Hester	197	70.6%
2003-04	Kelley Hester	156	59.6%
2008-09	Shauna Estes	160	57.5%
1998-99	Ulrika Fisher	135	57.0%
2002-03	Kelley Hester	153	55.6%
2006-07	Shauna Estes	161	55.3%
2009-10	Shauna Estes-Taylor	186	52.7%
1999-00	Ulrika Fisher	142	44.4%
2011-12	Shauna Estes-Taylor	187	41.7%
1997-98	Ulrika Fisher	149	38.3%
2000-01	Ulrika Belline	137	35.0%



# TEAM RECORDS

## TEAM RECORDS

### LOW ROUND

SEASON	COACH	TOURNAMENT	RND	SCORE
2010-11	Shauna Estes-Taylor	Las Vegas Collegiate	2	276
2010-11	Shauna Estes-Taylor	Las Vegas Collegiate	1	277
2006-07	Shauna Estes	Susie Maxwell Berning	2	278
2009-10	Shauna Estes-Taylor	SEC Championship	1	280
2008-09	Shauna Estes	Stanford Intercollegiate	1	282
2010-11	Shauna Estes-Taylor	Mercedes-Benz	3	283
2010-11	Shauna Estes-Taylor	Liz Murphey Collegiate	3	284
2008-09	Shauna Estes	LSU Golf Classic	2	284
2007-08	Shauna Estes	Mercedes-Benz Chamion	1	285
2010-11	Shauna Estes-Taylor	MountainView Collegiate	1	286
2010-11	Shauna Estes-Taylor	MountainView Collegiate	3	286
2005-06	Kelley Hester	Tyson/Embassy Suites	3	286
2010-11	Shauna Estes-Taylor	LSU Golf Classic	3	287
2008-09	Shauna Estes	LSU Golf Classic	3	287
2008-09	Shauna Estes	SEC Championship	2	287

### LOW ROUND VS PAR

SEASON	COACH	TOURNAMENT	RND	SCORE	VS. PAR
2010-11	Shauna Estes-Taylor	Las Vegas Collegiate	2	276	-12
2010-11	Shauna Estes-Taylor	Las Vegas Collegiate	1	277	-11
2006-07	Shauna Estes	Susie Maxwell Berning	2	278	-10
2012-13	Shauna Estes-Taylor	NCAA East Regional	1	283	-5
2010-11	Shauna Estes-Taylor	Mercedes-Benz	3	283	-5
2009-10	Shauna Estes-Taylor	SEC Championship	1	280	-4
2012-13	Shauna Estes-Taylor	Westbrook Invitational	3	284	-4
2010-11	Shauna Estes-Taylor	Liz Murphey Collegiate	3	284	-4
2008-09	Shauna Estes	LSU Golf Classic	2	284	-4
2008-09	Shauna Estes	Stanford Intercollegiate	1	282	-2
2010-11	Shauna Estes-Taylor	Mountain View	1	286	-2
2010-11	Shauna Estes-Taylor	Mountain View	3	286	-2
2005-06	Kelley Hester	Tyson/Embassy Suites	3	286	-2
2012-13	Shauna Estes-Taylor	NCAA East Regional	3	287	-1
2012-13	Shauna Estes-Taylor	Westbrook Invitational	2	287	-1
2010-11	Shauna Estes-Taylor	LSU Golf Classic	3	287	-1
2008-09	Shauna Estes	LSU Golf Classic	3	287	-1

### LOW 36 HOLE TOTAL

SEASON	COACH	TOURNAMENT	SCORE	VS. PAR
2010-11	Shauna Estes-Taylor	Las Vegas Collegiate	553	-23
2009-10	Shauna Estes-Taylor	SEC Women's Golf	568	E
2006-07	Shauna Estes	Susie Maxwell Berning	570	-6
2012-13	Shauna Estes-Taylor	Betsy Rawls Longhorn	576	E
2012-13	Shauna Estes-Taylor	NCAA East Regional	577	+1
2010-11	Shauna Estes-Taylor	Mountain View	578	+2
2010-11	Shauna Estes-Taylor	Susie Maxwell Berning	580	+4
2008-09	Shauna Estes	Stanford Intercollegiate	581	+13
2008-09	Shauna Estes	Betsy Rawls Longhorn	582	+6
2008-09	Shauna Estes	LSU Golf Classic	582	+6
2008-09	Shauna Estes	SEC Championship	582	+14
2007-08	Shauna Estes	Mercedes-Benz	582	+14
2012-13	Shauna Estes-Taylor	Bryan National	583	+7
2012-13	Shauna Estes-Taylor	Westbrook Invitational	583	+7
2010-11	Shauna Estes-Taylor	PAC 10-SEC Challenge	584	+16

### LOW 54 HOLE TOTAL

SEASON	COACH	TOURNAMENT	SCORE	VS. PAR
2010-11	Shauna Estes-Taylor	Las Vegas Collegiate	846	-18
2009-10	Shauna Estes-Taylor	SEC Championship	859	+7
2012-13	Shauna Estes-Taylor	Betsy Rawls Longhorn	864	E
2012-13	Shauna Estes-Taylor	NCAA East Regional	864	E
2010-11	Shauna Estes-Taylor	Mountain View Collegiate	864	E
2012-13	Shauna Estes-Taylor	Westbrook Invitational	867	+3
2010-11	Shauna Estes-Taylor	Mercedes-Benz	869	+5
2008-09	Shauna Estes	LSU Golf Classic	869	+5
2006-07	Shauna Estes	Susie Maxwell Berning	869	+5
2010-11	Shauna Estes-Taylor	Susie Maxwell Berning	871	+7
2008-09	Shauna Estes	Stanford Intercollegiate	872	+20
2012-13	Shauna Estes-Taylor	Bryan National Collegiate	873	+9
2005-06	Kelley Hester	Tyson/Embassy Suites	876	+12
2008-09	Shauna Estes	SEC Championship	878	+26
2007-08	Shauna Estes	Mercedes-Benz	878	+26

### TEAM: LOW 72 HOLE TOTAL

SEASON	COACH	TOURNAMENT	SCORE	VS. PAR
2010-11	Shauna Estes-Taylor	NCAA Championship	1190	+38
2007-08	Shauna Estes	NCAA Championship	1194	+42
2004-05	Kelley Hester	NCAA Championship	1197	+61
2012-13	Shauna Estes-Taylor	NCAA Championship	1200	+48
2005-06	Kelley Hester	NCAA Championship	1205	+53
2011-12	Shauna Estes-Taylor	NCAA Championship	1214	+62



# HONORS AND AWARDS



## SEC GOLFER OF THE WEEK

2003-04	Amanda McCurdy	April 4, 2004
2004-05	Stacy Lewis	Feb. 24, 2005
2004-05	Stacy Lewis	March 15, 2005
2005-06	Amanda McCurdy	Feb. 28, 2006
2006-07	Stacy Lewis	April 4, 2007
2006-07	Stacy Lewis (co)	April 11, 2007
2007-08	Stacy Lewis	Feb. 28, 2008
2007-08	Stacy Lewis	March 25, 2008
2007-08	Stacy Lewis	April 2, 2008
2008-09	Lucy Nunn	March 23, 2009
2010-11	Emily Tubert	March 17, 2011
2010-11	Emily Tubert (co)	March 29, 2011
2012-13	Emily Tubert	Feb. 13, 2013
2012-13	Gabriela Lopez*	Feb. 27, 2013
2012-13	Emily Tubert	March 27, 2013

\*SEC Freshman of the Week (new for 2013)

## SEC FALL GOLF HONOR ROLL

**Started in 2010-011**

2010 Emily Tubert

## SEC COMMUNITY SERVICE TEAM

2003-04	Melissa Murray
2004-05	Lina Axelsson
2005-06	Courtney Mahon
2006-07	Stacy Lewis
2007-08	Stacy Lewis
2008-09	Lucy Nunn
2009-10	Tiffany Phelps
2010-11	Corinna Rees
2011-12	Emily Podzielinski
2012-13	Victoria Vela

## ALL-SEC HONORS

### EMMA LAVY

2011 SEC All-Freshman Team

### STACY LEWIS

2005 First-Team  
2005 Freshman of the Year  
2005 All-Freshman Team  
2006 First-Team  
2007 First-Team  
2008 First-Team  
2008 SEC Golfer of the Year  
2008 Golf Scholar-Athlete of the Year  
2008 H. Boyd McWhorter Scholar-Athlete

### GABRIELA LOPEZ

2013 Second-Team  
2013 SEC All-Freshman Team

### AMANDA MCCURDY

2004 Second-Team  
2005 Second-Team  
2006 First-Team

### LUCY NUNN

2009 Second-Team

### REGINA PLASENCIA

2013 SEC All-Freshman Team

### KELLI SHEAN

2008 All Freshman Team  
2010 First-Team  
2011 Second-Team

### EMILY TUBERT

2011 First-Team  
2011 SEC Co-Freshman of the Year  
2011 SEC All-Freshman Team  
2012 First-Team  
2013 First-Team



Arkansas head coach Shuana Estes-Taylor was named to the National Golf Coaches Association Hall of Fame in 2009. She is pictured here with her father who attended the awards dinner.



# HONORS AND AWARDS

## DURAMED FUTURES TOUR NATIONAL GOLF COACHES ASSOCIATION ALL-AMERICAN

2004-05	Stacy Lewis	First Team
2005-06	Stacy Lewis	Hon. Mention
	Amanda McCurdy	Hon. Mention
2006-07	Stacy Lewis	First Team
2007-08	Stacy Lewis	First Team
2009-10	Kelli Shean	Second Team
2010-11	Emily Tubert	First Team
	Kelli Shean	Hon. Mention
2011-12	Emily Tubert	First Team
2012-13	Emily Tubert	Hon. Mention

## GOLFWEK ALL-AMERICAN TEAM PRESENTED BY TITLEIST

2005-06	Stacy Lewis	Third Team
2005-06	Amanda McCurdy	Hon. Mention
2006-07	Stacy Lewis	First Team
2007-08	Stacy Lewis	First Team
2012-13	Emily Tubert	Third Team
2012-13	Gabriela Lopez	Hon. Mention

## GOLFWEK'S TOP-RANKED AMATEUR

2006	Stacy Lewis
------	-------------

## GOLF DIGEST'S TOP-RANKED AMATEUR

2007	Stacy Lewis
2008	Stacy Lewis

## DINAH SHORE TROPHY

2007	Stacy Lewis
------	-------------

## HONDA-BRODERICK AWARD FINALIST

2007	Stacy Lewis
2008	Stacy Lewis
2011	Kelli Shean

## GOLF WORLD'S FEMALE PLAYER OF THE WEEK

2003-04	Amanda McCurdy	Nov. 11, 2003
2004-05	Stacy Lewis	April 22, 2005

## GOLF WORLD'S MID-SEASON ALL-AMERICAN TEAM

2005-06	Amanda McCurdy	Nov. 23, 2005
---------	----------------	---------------

## RAZORBACK SENIOR STUDENT ATHLETE OF THE YEAR

2008	Stacy Lewis
------	-------------

## RAZORBACK RED TIE SALUTE TO EXCELLENCE WINNER

2007	Stacy Lewis
2008	Stacy Lewis
2011	Kelli Shean (Razorback Spirit Award)
2013	Emily Tubert (Razorback Spirit Award)

## NGCA ALL-REGION

2008	Kristin Ingram	Central
2011	Emily Tubert	Central
2012	Emily Tubert	Central

## CURTIS CUP TEAM MEMBER

2006	Amanda McCurdy
2008, 2011	Stacy Lewis
2012	Emily Tubert

## SOLHEIM CUP TEAM MEMBER

2011	Stacy Lewis
------	-------------

## THE SPIRIT INTERNATIONAL

2011	Emily Tubert
2011	Gabriel Lopez (Mexico)

## WGCA EATON GOLF PRIDE ASSISTANT COACH OF THE YEAR

2007	Shauna Estes
2013	Mike Adams

## DURAMED FUTURES TOUR NATIONAL GOLF COACHES ASSOCIATION ALL-AMERICANS

### STACY LEWIS



2004-05	First-Team
2005-06	Honorable Mention
2006-07	First-Team
2007-08	First-Team

### AMANDA MCCURDY



2005-06	Honorable Mention
---------	-------------------

### KELLI SHEAN



2009-10	Second-Team
2010-11	Honorable Mention

### EMILY TUBERT



2010-11	First-Team
2011-12	First-Team
2012-13	Honorable Mention



# ACADEMIC HONORS

## NATIONAL GOLF COACHES ASSOCIATION ALL-SCHOLAR TEAM

The criteria for selection to the All-American Scholar Team are some of the most stringent of all college athletics. The minimum cumulative GPA is 3.50 and student-athletes must have competed in at least 50 percent of the college's regularly scheduled competitive rounds during the year. Arkansas has had 10 Razorbacks earn 20 selections to the NGCA All-Scholar Team. They are pictured below.



**MACKENZIE CATO**  
1997



**JENNIFER NORLIEN**  
2004



**GENA JOHNSON**  
2005



**STACY LEWIS**  
2005, 2006, 2007, 2008



**TIFFANY PHELPS**  
2010



**CORINNA REES**  
2007, 2010, 2011



**VICTORIA VELA**  
2010, 2011, 2012, 2013



**EMILY TUBERT**  
2011, 2012, 2013



**EMILY PODZIELINSKI**  
2012



**GABRIELA LOPEZ**  
2013



# ACADEMIC HONORS

## RAZORBACK ATHLETIC DEPARTMENT ACADEMIC HONOR ROLL

### ACADEMIC CHAMPIONS (4.00)

Spring 1999 Laura Kennan  
 Spring 2002 Jennifer Norlien  
 Fall 2002 Catherine Beckett  
 Spring 2004 Jennifer Norlien  
 Fall 2005 Stacy Lewis  
 Spring 2008 Stacy Lewis  
 Whitney Sylvan  
 Fall 2008 Corinna Rees  
 Spring 2009 Lucy Nunn  
 Fall 2009 Corinna Rees  
 Victoria Vela  
 Spring 2010 Victoria Vela  
 Fall 2010 Corinna Rees  
 Spring 2011 Corinna Rees  
 Fall 2011 Emily Tubert  
 Spring 2012 Victoria Vela  
 Fall 2012 Kayli Quinton  
 Spring 2013 Emily Podzielinski  
 Kayli Quinton  
 Victoria Vela



Laura Kennan



Jennifer Norlien



Catherine Beckett



Stacy Lewis



Whitney Sylvan



Corinna Rees



Lucy Nunn



Victoria Vela

# 4.0



Emily Tubert



Kayli Quinton



Emily Podzielinski

All five Razorbacks who traveled to the NCAA Championship posted GPAs above a 3.00 in 2012. Pictured are Emily Podzielinski, Emily Tubert, Victoria Vela, Emma Lavy and Hally Leadbetter.



# ACADEMIC HONORS

## ATHLETIC DIRECTOR'S LIST (3.99-3.50)

Fall 1995 MacKenzie Cato, Jane Hilburn  
 Spring 1996 MacKenzie Cato  
 Fall 1996 Jane Hilburn  
 Fall 1997 Jane Hilburn, MacKenzie Cato  
 Spring 1998 Johanna Danielsson, MacKenzie Cato, Kelly Hanwell  
 Spring 2000 Kelly Hanwell  
 Fall 2000 Mary Elizabeth Brice, Kelly Hanwell  
 Spring 2001 Mary Elizabeth Brice, Kelly Hanwell  
 Fall 2001 Lina Axelsson, Gena Johnson  
 Fall 2002 Catherine Beckett, Gena Johnson, Courtney Mahon  
 Spring 2003 Jennifer Norlien  
 Fall 2003 Stacy Lewis, Melissa Murray, Jennifer Norlien  
 Spring 2004 Lindsey Hinshaw, Gena Johnson, Courtney Mahon  
 Fall 2004 Gena Johnson, Stacy Lewis  
 Spring 2005 Gena Johnson, Amanda McCurdy, Sarah Trew  
 Fall 2005 Lindsey Hinshaw  
 Spring 2006 Lindsey Hinshaw, Stacy Lewis  
 Fall 2006 Stacy Lewis, Tiffany Phelps, Corinna Rees  
 Spring 2007 Stacy Lewis, Lucy Nunn, Tiffany Phelps, Corinna Rees, Whitney Sylvan, Tanica van As  
 Fall 2007 Stacy Lewis, Lucy Nunn, Tiffany Phelps, Corinna Rees, Tanica van As  
 Spring 2008 Natalie Beach, Kristin Ingram, Tiffany Phelps, Corinna Rees, Tanica van As  
 Fall 2008 Natalie Beach, Lucy Nunn, Tiffany Phelps, Tanica van As  
 Spring 2009 Katy Nugent, Corinna Rees  
 Fall 2009 Rachel Carpenter, Emma Lavy, Katy Nugent, Tiffany Phelps, Meagan Roberts  
 Spring 2010 Rachel Carpenter, Kristin Ingram, Tiffany Phelps, Meagan Roberts  
 Fall 2010 Emily Tubert, Victoria Vela  
 Spring 2011 Rachel Carpenter, Emily Podzielinski, Emily Tubert, Victoria Vela  
 Fall 2011 Victoria Vela  
 Spring 2012 Emma Lavy, Emily Podzielinski, Emily Tubert  
 Fall 2012 Emma Lavy, Olivia Lavy, Hally Leadbetter, Gabriela Lopez, Regina Plasencia, Emily Tubert, Victoria Vela  
 Spring 2013 Emma Lavy, Olivia Lavy, Hally Leadbetter, Gabriela Lopez, Emily Tubert

## HONOR ROLL (3.00-3.49)

Fall 1995 Julie McMahon  
 Spring 1996 Erica Iding, Julie McMahon  
 Fall 1996 MacKenzie Cato, Rebecca Gard  
 Spring 1997 MacKenzie Cato, Jane Hilburn, Adrienne Mucci, Jessica Nelson  
 Fall 1997 Adrienne Mucci, Kristy Kortuem  
 Spring 1998 Adrienne Mucci, Jane Hilburn  
 Fall 1998 Lauren Baugh, MacKenzie Cato, Johanna Danielsson, Kelly Hanwell, Jane Hilburn, Kristy Kortuem, Adrienne Mucci  
 Spring 1999 Rebecca Gard, Kelly Hanwell, Jane Hilburn, Kristy Kortuem, Adrienne Mucci  
 Fall 1999 Kristy Kortuem, Adrienne Mucci  
 Spring 2000 Johanna Danielsson, Adrienne Mucci  
 Fall 2000 Johanna Danielsson, Melissa Murray, Jennifer Norlien  
 Spring 2001 Catherine Beckett, Johanna Danielsson, Melissa Murray, Jennifer Norlien  
 Fall 2001 Lauren Baugh, Mary Elizabeth Brice, Melissa Murray, Jennifer Norlien  
 Spring 2002 Gena Johnson, Melissa Murray  
 Fall 2002 Amanda McCurdy  
 Spring 2003 Catherine Beckett, Gena Johnson, Amanda McCurdy  
 Fall 2003 Gena Johnson, Courtney Mahon, Sarah Trew  
 Spring 2004 Sarah Trew

Fall 2004 Lina Axelsson, Brittany Lavy, Courtney Mahon, Sarah Trew  
 Spring 2005 Lina Axelsson, Lindsey Hinshaw, Brittany Lavy, Stacy Lewis, Courtney Mahon, Whitney Sylvan  
 Fall 2005 Brittany Lavy, Ashley Medders, Lucy Nunn, Sarah Trew  
 Spring 2006 Ashley Medders, Lucy Nunn, Whitney Sylvan  
 Fall 2006 Lucy Nunn, Tania van As  
 Spring 2007 Kristin Ingram  
 Fall 2007 Kristin Ingram  
 Spring 2008 Lucy Nunn, Kelli Shean  
 Fall 2008 Kristin Ingram, Kelli Shean  
 Spring 2009 Kristin Ingram, Tiffany Phelps, Kelli Shean  
 Fall 2009 Kristin Ingram, Kelli Shean  
 Spring 2010 Emma Lavy, Alex Schulte  
 Fall 2010 Rachel Carpenter, Emily Podzielinski  
 Spring 2011 Kelli Shean  
 Fall 2011 Emma Lavy, Hally Leadbetter, Emily Podzielinski, Meagan Roberts  
 Spring 2012 Hally Leadbetter, Audrey Monsoh  
 Fall 2012 Emily Podzielinski  
 Spring 2013 Regina Plasencia, Meagan Roberts



*The 2013 Razorbacks stop for a photo op with Stacy Lewis. Pictured (l-r): head coach Shauna Estes-Taylor, Victoria Vela, Regina Plasencia, Gabriela Lopez, Stacy Lewis, Emily Tubert, Emma Lavy, assistant coach Mike Adams.*



# ACADEMIC HONORS

## SEC ACADEMIC HONOR ROLL

1997	MacKenzie Cato, Jane Hilburn
1998	MacKenzie Cato, Jane Hilburn, Adrienne Mucci
1999	Kelly Hanwell, Jane Hilburn, Adrienne Mucci
2000	Kelly Hanwell, Kristy Kortuem, Adrienne Mucci
2001	Kelly Hanwell
2002	Catherine Beckett, Mary Elizabeth Brice, Johanna Danielsson, Kelly Hanwell, Melissa Murray, Jennifer Norlien
2003	Lina Axelsson, Gena Johnson, Melissa Murray, Jennifer Norlien
2004	Courtney Mahon, Jennifer Norlien, Sarah Trew
2005	Lina Axelsson, Gena Johnson, Courtney Mahon, Sarah Trew
2006	Stacy Lewis, Lucy Nunn, Tanica van As
2007	Stacy Lewis, Lucy Nunn, Tanica van As
2008	Stacy Lewis, Kristin Ingram, Lucy Nunn, Tiffany Phelps, Corinna Rees, Whitney Sylvan, Tanica van As
2009	Kristin Ingram, Lucy Nunn, Tiffany Phelps, Corinna Rees, Kelli Shean
2010	Rachel Carpenter, Emily Podzielinski, Corinna Rees, Meagan Roberts, Kelli Shean, Victoria Vela
2011	Rachel Carpenter, Emily Podzielinski, Corinna Rees, Meagan Roberts, Kelli Shean, Victoria Vela
2012	Emma Lavy, Emily Podzielinski, Emily Tubert, Victoria Vela
2013	Emma Lavy, Hally Leadbetter, Emily Podzielinski, Meagan Roberts, Emily Tubert, Victoria Vela

## SEC FIRST-YEAR ACADEMIC HONOR ROLL

2003-04	Stacy Lewis
2005-06	Ashley Medders
2006-07	Lucy Nunn
2007-08	Tiffany Phelps, Corinna Rees
2008-09	Kelli Shean
2009-10	Katy Nugent
2010-11	Emily Tubert
2011-12	Hally Leadbetter
2012-13	Olivia Lavy, Gabriela Lopez, Kayli Quinton, Regina Plasencia

## CAPITAL ONE ALL-DISTRICT VI (COSIDA)

2007	Stacy Lewis
2008	Stacy Lewis
2012	Emily Tubert

## CAPITAL ONE ACADEMIC ALL-AMERICA (COSIDA)

2007	Stacy Lewis
2008	Stacy Lewis



LINA AXELSSON

# LETTERWINNERS

## BY STATE/COUNTRY

### ARIZONA

Nelson, Jessica (Phoenix)

### ARKANSAS

Cornwell, Lisa (Fayetteville)  
Johnson, Gena (Hot Springs)  
Kennan, Laura (Fayetteville)  
Lavy, Brittany (Fayetteville)\*  
Lavy, Emma (Fayetteville)  
Lavy, Olivia (Fayetteville)  
McCurdy, Amanda (El Dorado)  
Roachell, Summar (Conway)

### CALIFORNIA

Rees, Corinna (Pebble Beach)  
Tubert, Emily (Burbank)

### FLORIDA

Leadbetter, Hally (Bradenton)  
Monssoh, Audrey (Howey-In-The-Hills)  
Stiles, Lesley (Leesburg)\*

### GEORGIA

Cato, MacKenzie (Duluth)  
Medders, Ashley (Alma)  
Trew, Sarah (Acworth)

### INDIANA

Podzielinski, Emily

### KANSAS

Mahon, Courtney (Topeka)  
Nugent, Katy (Andover)

### MICHIGAN

Dennis, Kellie (Jackson)  
Iding, Erika (Lansing)

### MINNESOTA

Kortuem, Kristy (Long Lake)  
Norlien, Jennifer (Willmar)

### MISSISSIPPI

Roberts, Meagan (Ocean Springs)

### MISSOURI

Williams, Sarah (West Plains)

### OKLAHOMA

Gard, Rebecca (Tulsa)  
Nunn, Lucy (Lawton)  
Schulte, Alexandra (Broken Arrow)

### SOUTH CAROLINA

Sylvan, Whitney (Columbia)

### TENNESSEE

Brice, Mary Elizabeth (Tullahoma)

### TEXAS

Baugh, Lauren (The Woodlands)  
Hilburn, Jane (Kingwood)  
Hinshaw, Lindsey (Missouri City)  
Lewis, Stacy (The Woodlands)  
McMahon, Julie (San Angelo)  
Mucci, Adrienne (Corpus Christi)  
Murray, Melissa (The Woodlands)  
Quinton, Kayli (Houston)  
Phelps, Tiffany (McKinney)  
Sowers, Lara (Lubbock)  
Vela, Victoria (Mansfield)

### VIRGINIA

Carpenter, Rachel (Suffolk)

### ENGLAND

Hanwell, Kelly (Northampton)

### MEXICO

Lopez, Gabriela (Mexico City)  
Plasencia, Regina (Guadalajara)

### SOUTH AFRICA

Beckett, Catherine (Cape Town)  
Shean, Kelli (Cape Town)  
van As, Tanica (Port Elizabeth)

### SWEDEN

Axelsson, Lina (Roasjo)  
Danielsson, Johanna (Ljungby)

## BY SEASON

MacKenzie Cato	96,97,98	Lucy Nunn	06,07,08,09
Lisa Cornwell	96	Whitney Sylvan	06,07,08
Kellie Dennis	96	Kristin Ingram	07,08,09,10
Jane Hilburn	96,97,98,99	Corinna Rees	07,08,10,11
Erika Iding	96	Alexandra Schulte	07,08,09,10
Julie McMahon	96	Tanica van As	07,08
Sarah Williams	96	Tiffany Phelps	08,09,10
Rebecca Gard	97,98,99	Kelli Shean	08,09,10,11
Laura Kennan	97,99,00	Katy Nugent	09,10
Adrienne Mucci	97,98,99,00	Rachel Carpenter	10,11
Jessica Nelson	97	Emma Lavy	10,11,12,13
Johanna Danielsson	98,99,00,01	Meagan Roberts	10,11,12,13
Kelly Hanwell	98,99,00,01	Victoria Vela	10,11,12,13
Kristy Kortuem	98,99,00	Emily Podzielinski	11,12,13
Lauren Baugh	99,00,01,02	Emily Tubert	11,12,13
Catherine Beckett	00,01,02,03	Tiffany Leadbetter	12,13
Mary Elizabeth Brice	01,02	Audrey Monssoh	12,13
Melissa Murray	01,02,03,04	Olivia Lavy	13
Jennifer Norlien	01,02,03,04	Lopez, Gabriela	13
Lina Axelsson	02,03,04,05	Regina Plasencia	13
Gena Johnson	02,03,04,05	Kayli Quinton	13
Lara Sowers	02	Summar Roachell	14
Courtney Mahon	03,04,05,06		
Amanda McCurdy	03,04,05,06		
Lindsey Hinshaw	04,05,06		
Brittany Lavy	04,05,06		
Sarah Trew	04,05,06		
Stacy Lewis	05,06,07,08		
Ashley Medders	05,06,07		

\*On Arkansas' roster but did not compete in an event

2013-14 ARKANSAS RAZORBACK WOMEN

GENA JOHNSON



# LETTERWINNERS

NAME	NO TOUR	NO RDS.	AVG. SCORE	VS. PAR	LOW RD.	RDS 60S	EVEN BETTER	FINISH PCT.	BEST WINS	FIN.	CAREER
Lina Axelsson	30	86.0	78.63	6.84	70	0	2	57.8%	0	T5	02,03,04,05
Lauren Baugh	28	80.0	80.14	8.10	73	0	0	49.4%	0	T3	99,00,01,02
Catherine Beckett	28	80.0	81.48	9.59	74	0	0	39.0%	0	10	00,01,02,03
Mary Elizabeth Brice	7	21.0	80.57	8.57	71	0	1	46.5%	0	T12	01,02
Rachel Carpenter	2	6.0	82.00	10.00	78	0	0	3.8%	0	T72	11
MacKenzie Cato	19	51.0	81.76	9.33	75	0	0	46.2%	0	T6	96,97,98
Lisa Cornwell	9	22.0	79.82	7.18	72	0	1	58.2%	0	T15	96
Johanna Danielsson	40	113.0	78.81	6.82	71	0	2	63.4%	0	2	98,99,00,01
Kellie Dennis	2	5.0	85.20	11.20	82	0	0	29.8%	0	T31	96
Rebecca Gard	20	54.0	82.81	10.81	74	0	0	42.4%	0	T5	97,98,99
Kelly Hanwell	34	97.0	80.98	8.96	73	0	0	44.8%	0	T4	98,99,00,01
Jane Hilburn	29	77.0	82.56	10.25	74	0	0	37.3%	0	6	96,97,98,99
Lindsey Hinshaw	21	63.0	78.40	6.51	72	0	1	47.1%	0	T16	04,05,06
Erika Iding	9	23.0	81.00	8.30	76	0	0	44.1%	0	5	96
Kristin Ingram	38	112.0	76.20	4.38	68	1	17	58.3%	0	T4	07,08,09,10
Gena Johnson	29	85.0	79.12	7.47	70	0	3	48.8%	0	T5	02,03,04,05
Laura Kennan	5	13.0	88.15	15.92	81	0	0	12.5%	0	T32	97,99,00
Kristy Kortuem	27	74.0	80.27	8.24	71	0	1	53.3%	0	T4	98,99,00
Emma Lavy	34	104.0	75.24	3.43	67	3	18	64.2%	0	5	10,11,12,13
Hally Leadbetter	7	22.0	78.95	7.23	72	0	0	24.0%	0	T35	12, 13
Stacy Lewis	47	140.0	73.24	1.50	66	18	60	90.2%	12	1	05,06,07,08
Gabriela Lopez	12	35.0	73.77	1.86	66	3	14	77.6%	1	1	13
Courtney Mahon	45	133.0	76.91	5.14	70	0	7	64.4%	2	T1	03,04,05,06
Amanda McCurdy	45	133.0	75.73	3.96	68	7	26	76.9%	4	1	03,04,05,06
Julie McMahon	8	20.0	81.20	8.70	77	0	0	43.4%	0	T15	96
Ashley Medders	21	62.0	77.40	5.69	69	1	8	50.8%	1	1	05,06,07
Audrey Monssoh	2	5.0	78.60	7.00	77	0	0	11.5%	0	70	12
Adrienne Mucci	39	108.0	80.80	8.69	72	0	2	47.6%	1	1	97,98,99,00
Melissa Murray	28	82.0	80.13	8.28	73	0	0	41.0%	0	T9	01,02,03,04
Jessica Nelson	8	22.0	85.59	13.18	79	0	0	20.6%	0	T32	97
Jennifer Norlien	26	77.0	81.17	9.29	72	0	1	38.6%	0	T9	01,02,03,04
Katy Nugent	13	37.0	77.32	5.49	72	0	4	40.0%	0	T14	09,10
Lucy Nunn	37	109.0	75.42	3.67	68	3	21	66.4%	1	T1	06,07,08,09
Tiffany Phelps	10	30.0	78.13	6.33	72	0	1	32.2%	0	T31	08,09,10
Regina Plasencia	12	35.0	75.86	3.94	68	1	5	57.6%	0	T6	13
Emily Podzielinski	12	36.0	77.83	6.06	70	0	2	34.8%	0	T17	11, 12, 13
Corinna Rees	28	84.0	77.62	5.80	67	4	7	46.4%	0	T2	07,08,10,11
Meagan Roberts	8	22.0	78.27	6.14	72	0	1	32.5%	0	T20	10,11,12,13
Alexandra Schulte	35	102.0	76.71	4.94	69	1	9	49.7%	0	T10	07,08,09,10
Kelli Shean	45	134.0	74.40	2.57	67	10	40	74.1%	1	1	08,09,10,11
Lara Sowers	2	6.0	85.17	13.17	82	0	0	35.9%	0	47	02
Whitney Sylvan	5	15.0	80.27	8.27	74	0	0	19.6%	0	T61	06,07,08
Sarah Trew	16	47.0	79.34	7.72	73	0	0	35.1%	0	T20	04,05,06
Emily Tubert	33	101.0	72.68	0.88	63	13	46	88.2%	5	1	11,12,13
Tanica van As	4	12.0	81.25	9.50	77	0	0	18.4%	0	T42	07,08
Victoria Vela	41	125.0	76.00	4.18	69	1	15	57.4%	0	T7	10,11,12,13
Sarah Williams	4	10.0	86.30	13.80	80	0	0	14.8%	0	T27	96

Letterwinner years are determined by championship season (spring semester). If a player is listed from 2000-04, her first semester of golf was fall 1999 into the spring 2000 season.



# CAREER SCORING AVERAGE



LINDSEY HINSHAW

## LINA AXELSSON

Season	No. Tour	No. Rds.	Avg. Score	Vs. Par	National Rating	Low Rd.	In. 60s	Par or better	Fin. Pct.	Wins	Best Fin.
2001-02	9	26.0	79.19	7.42	364	74	0	0	58.0%	0	T12
2002-03	11	31.0	78.16	6.35	288	70	0	1	62.7%	0	T5
2003-04	7	21.0	78.19	6.48	326	72	0	1	51.5%	0	T13
2004-05	3	8.0	79.75	7.75	None	75	0	0	54.2%	0	T27
Career	30	86.0	78.63	6.84		70	0	2	57.8%	0	T5

## LAUREN BAUGH

Season	No. Tour	No. Rds.	Avg. Score	Vs. Par	National Rating	Low Rd.	In. 60s	Par or better	Fin. Pct.	Wins	Best Fin.
1998-99	7	19.0	79.00	7.00	227	73	0	0	60.4%	0	T5
1999-00	9	26.0	80.46	8.35	407	75	0	0	48.5%	0	T3
2000-01	9	27.0	79.52	7.52	355	75	0	0	52.1%	0	T3
2001-02	3	8.0	83.88	11.88	None	79	0	0	23.8%	0	46
Career	28	80.0	80.14	8.10		73	0	0	49.4%	0	T3

## CATHERINE BECKETT

Season	No. Tour	No. Rds.	Avg. Score	Vs. Par	National Rating	Low Rd.	In. 60s	Par or better	Fin. Pct.	Wins	Best Fin.
1999-00	5	14.0	82.29	10.29	None	74	0	0	40.2%	0	T22
2000-01	7	21.0	80.52	8.52	465	75	0	0	41.8%	0	10
2001-02	9	26.0	80.81	9.04	514	75	0	0	39.5%	0	T16
2002-03	7	19.0	82.84	11.00	746	76	0	0	34.8%	0	T32
Career	28	80.0	81.48	9.59		74	0	0	39.0%	0	10

## MARY ELIZABETH BRICE

Season	No. Tour	No. Rds.	Avg. Score	Vs. Par	National Rating	Low Rd.	In. 60s	Par or better	Fin. Pct.	Wins	Best Fin.
2000-01	4	12.0	82.33	10.33	None	78	0	0	37.0%	0	T32
2001-02	3	9.0	78.22	6.22	None	71	0	1	58.9%	0	T12
Career	7	21.0	80.57	8.57		71	0	1	46.5%	0	T12

## RACHEL CARPENTER

Season	No. Tour	No. Rds.	Avg. Score	Vs. Par	National Rating	Low Rd.	In. 60s	Par or better	Fin. Pct.	Wins	Best Fin.
2010-11	2	6.0	82.00	10.00	None	78	0	0	3.8%	0	T72
Career	2	6.0	82.00	10.00		78	0	0	3.8%	0	T72

## MACKENZIE CATO

Season	No. Tour	No. Rds.	Avg. Score	Vs. Par	National Rating	Low Rd.	In. 60s	Par or better	Fin. Pct.	Wins	Best Fin.
1995-96	8	20.0	81.85	9.05	276	76	0	0	42.6%	0	T6
1996-97	10	28.0	81.89	9.57	345	76	0	0	47.6%	0	T12
1997-98	1	3.0	80.00	9.00	None	75	0	0	55.6%	0	T37
Career	19	51.0	81.76	9.33		75	0	0	46.2%	0	T6

## LISA CORNWELL

Season	No. Tour	No. Rds.	Avg. Score	Vs. Par	National Rating	Low Rd.	In. 60s	Par or better	Fin. Pct.	Wins	Best Fin.
1995-96	9	22.0	79.82	7.18	173	72	0	1	58.2%	0	T15
Career	9	22.0	79.82	7.18		72	0	1	58.2%	0	T15

## JOHANNA DANIELSSON

Season	No. Tour	No. Rds.	Avg. Score	Vs. Par	National Rating	Low Rd.	In. 60s	Par or better	Fin. Pct.	Wins	Best Fin.
1997-98	10	28.0	78.68	6.89	230	73	0	0	68.6%	0	T4
1998-99	10	26.0	79.00	6.92	222	71	0	1	67.0%	0	T8
1999-00	10	29.0	79.10	7.00	260	71	0	1	58.1%	0	2
2000-01	10	30.0	78.50	6.50	258	74	0	0	60.0%	0	T19
Career	40	113.0	78.81	6.82		71	0	2	63.4%	0	2

## KELLIE DENNIS

Season	No. Tour	No. Rds.	Avg. Score	Vs. Par	National Rating	Low Rd.	In. 60s	Par or better	Fin. Pct.	Wins	Best Fin.
1995-96	2	5.0	85.20	11.20	None	82	0	0	29.8%	0	T31
Career	2	5.0	85.20	11.20		82	0	0	29.8%	0	T31

## REBECCA GARD

Season	No. Tour	No. Rds.	Avg. Score	Vs. Par	National Rating	Low Rd.	In. 60s	Par or better	Fin. Pct.	Wins	Best Fin.
1996-97	9	25.0	84.00	11.76	510	79	0	0	31.4%	0	T32
1997-98	7	19.0	82.42	10.58	481	74	0	0	50.2%	0	T5
1998-99	4	10.0	80.60	8.90	None	76	0	0	55.7%	0	T16
Career	20	54.0	82.81	10.81		74	0	0	42.4%	0	T5

## KELLY HANWELL

Season	No. Tour	No. Rds.	Avg. Score	Vs. Par	National Rating	Low Rd.	In. 60s	Par or better	Fin. Pct.	Wins	Best Fin.
1997-98	10	28.0	82.57	10.79	492	75	0	0	37.5%	0	T4
1998-99	5	13.0	81.54	9.15	None	77	0	0	43.8%	0	24
1999-00	10	29.0	79.72	7.62	341	74	0	0	54.3%	0	T13
2000-01	9	27.0	80.41	8.41	454	73	0	0	42.8%	0	T7
Career	34	97.0	80.98	8.96		73	0	0	44.8%	0	T4

## JANE HILBURN

Season	No. Tour	No. Rds.	Avg. Score	Vs. Par	National Rating	Low Rd.	In. 60s	Par or better	Fin. Pct.	Wins	Best Fin.
1995-96	8	20.0	82.10	9.15	283	74	0	0	38.0%	0	T15
1996-97	10	28.0	83.54	11.21	479	75	0	0	35.1%	0	T24
1997-98	6	17.0	82.82	11.18	520	74	0	0	28.7%	0	T32
1998-99	5	12.0	80.67	8.50	None	74	0	0	53.5%	0	6
Career	29	77.0	82.56	10.25		74	0	0	37.3%	0	6



# CAREER SCORING AVERAGE

## LINDSEY HINSHAW

Season	No. Tour	No. Rds.	Avg. Score	Vs. Par	National Rating	Low Rd.	In. 60s	Par or better	Fin. Pct.	Wins	Best Fin.
2003-04	1	3.0	83.67	11.67	None	81	0	0	22.0%	0	T47
2004-05	9	26.0	78.81	6.85	392	73	0	0	47.9%	0	T16
2005-06	11	34.0	77.62	5.79	328	72	0	1	47.9%	0	T17
Career	21	63.0	78.40	6.51		72	0	1	47.1%	0	T16

## ERIKA IDING

Season	No. Tour	No. Rds.	Avg. Score	Vs. Par	National Rating	Low Rd.	In. 60s	Par or better	Fin. Pct.	Wins	Best Fin.
1995-96	9	23.0	81.00	8.30	238	76	0	0	44.1%	0	5
Career	9	23.0	81.00	8.30		76	0	0	44.1%	0	5

## KRISTIN INGRAM

Season	No. Tour	No. Rds.	Avg. Score	Vs. Par	National Rating	Low Rd.	In. 60s	Par or better	Fin. Pct.	Wins	Best Fin.
2006-07	6	18.0	77.67	6.00	366	71	0	1	47.8%	0	T30
2007-08	11	33.0	76.12	4.39	187	70	0	4	63.6%	0	T6
2008-09	10	28.0	74.64	2.86	78	70	0	7	64.9%	0	T4
2009-10	11	33.0	76.79	4.79	297	68	1	5	52.6%	0	T4
Career	38	112.0	76.20	4.38		68	1	17	58.3%	0	T4

## GENA JOHNSON

Season	No. Tour	No. Rds.	Avg. Score	Vs. Par	National Rating	Low Rd.	In. 60s	Par or better	Fin. Pct.	Wins	Best Fin.
2001-02	7	20.0	81.15	9.45	556	74	0	0	39.5%	0	T5
2002-03	4	11.0	81.82	10.09	None	73	0	0	37.3%	0	39
2003-04	9	26.0	78.54	6.85	368	72	0	2	49.9%	0	T9
2004-05	9	28.0	77.14	5.61	251	70	0	1	58.8%	0	T15
Career	29	85.0	79.12	7.47		70	0	3	48.8%	0	T5

## LAURA KENNAN

Season	No. Tour	No. Rds.	Avg. Score	Vs. Par	National Rating	Low Rd.	In. 60s	Par or better	Fin. Pct.	Wins	Best Fin.
1996-97	2	6.0	90.83	18.33	None	84	0	0	12.8%	0	T65
1998-99	2	5.0	85.80	13.80	None	81	0	0	6.4%	0	T32
1999-00	1	2.0	86.00	14.00	None	81	0	0	20.8%	0	T58
Career	5	13.0	88.15	15.92		81	0	0	12.5%	0	T32

## KRISTY KORTUEM

Season	No. Tour	No. Rds.	Avg. Score	Vs. Par	National Rating	Low Rd.	In. 60s	Par or better	Fin. Pct.	Wins	Best Fin.
1997-98	7	19.0	81.95	10.11	457	74	0	0	40.9%	0	T20
1998-99	10	26.0	79.92	7.85	299	71	0	1	57.6%	0	T4
1999-00	10	29.0	79.48	7.38	311	74	0	0	56.5%	0	T9
Career	27	74.0	80.27	8.24		71	0	1	53.3%	0	T4

## EMMA LAVY

Season	No. Tour	No. Rds.	Avg. Score	Vs. Par	National Rating	Low Rd.	In. 60s	Par or better	Fin. Pct.	Wins	Best Fin.
2010-11	12	37.0	75.78	4.03	222	69	1	4	58.8%	0	T12
2011-12	11	33.0	75.36	3.61	165	71	0	4	62.8%	0	T6
2012-13	11	34.0	74.53	2.62	89	67	2	10	71.3%	0	5
Career	34	104.0	75.24	3.43		67	3	18	64.2%	0	5

## HALLY LEADBETTER

Season	No. Tour	No. Rds.	Avg. Score	Vs. Par	National Rating	Low Rd.	In. 60s	Par or better	Fin. Pct.	Wins	Best Fin.
2011-12	7	22.0	78.95	7.23	738	72	0	0	24.0%	0	T35
Career	7	22.0	78.95	7.23		72	0	0	24.0%	0	T35

## STACY LEWIS

Season	No. Tour	No. Rds.	Avg. Score	Vs. Par	National Rating	Low Rd.	In. 60s	Par or better	Fin. Pct.	Wins	Best Fin.
2004-05	12	35.0	74.31	2.60	26	67	2	9	88.0%	3	1
2005-06	11	34.0	74.32	2.50	45	66	1	11	86.0%	0	T2
2006-07	12	35.0	72.37	0.71	4	66	6	18	91.1%	3	1
2007-08	12	36.0	72.00	0.25	5	68	9	22	95.2%	6	1
Career	47	140.0	73.24	1.50		66	18	60	90.2%	12	1

## GABRIELA LOPEZ

Season	No. Tour	No. Rds.	Avg. Score	Vs. Par	National Rating	Low Rd.	In. 60s	Par or better	Fin. Pct.	Wins	Best Fin.
2012-13	12	35.0	73.77	1.86	46	66	3	14	77.6%	1	1
Career	12	35.0	73.77	1.86		66	3	14	77.6%	1	1

## COURTNEY MAHON

Season	No. Tour	No. Rds.	Avg. Score	Vs. Par	National Rating	Low Rd.	In. 60s	Par or better	Fin. Pct.	Wins	Best Fin.
2002-03	11	31.0	77.94	6.13	258	74	0	0	65.8%	0	3
2003-04	11	33.0	75.91	4.18	101	70	0	4	70.2%	2	T1
2004-05	12	35.0	77.46	5.74	269	72	0	1	60.6%	0	T19
2005-06	11	34.0	76.38	4.56	184	71	0	2	62.1%	0	T2
Career	45	133.0	76.91	5.14		70	0	7	64.4%	2	T1

## AMANDA MCCURDY

Season	No. Tour	No. Rds.	Avg. Score	Vs. Par	National Rating	Low Rd.	In. 60s	Par or better	Fin. Pct.	Wins	Best Fin.
2002-03	11	31.0	77.71	5.90	238	68	1	3	68.4%	0	T2
2003-04	11	33.0	74.85	3.12	54	69	2	8	84.3%	2	1
2004-05	12	35.0	75.86	4.14	106	70	0	6	76.4%	0	3
2005-06	11	34.0	74.65	2.82	60	68	4	9	78.6%	2	1
Career	45	133.0	75.73	3.96		68	7	26	76.9%	4	1



# CAREER SCORING AVERAGE

## JULIE MCMAHON

Season	No. Tour	No. Rds.	Avg. Score	Vs. Par	National Rating	Low Rd.	In. 60s	Par or better	Fin. Pct.	Wins	Best Fin.
1995-96	8	20.0	81.20	8.70	253	77	0	0	43.4%	0	T15
Career	8	20.0	81.20	8.70		77	0	0	43.4%	0	T15

## ASHLEY MEDDERS

Season	No. Tour	No. Rds.	Avg. Score	Vs. Par	National Rating	Low Rd.	In. 60s	Par or better	Fin. Pct.	Wins	Best Fin.
2004-05	3	8.0	82.13	10.50	None	75	0	0	26.8%	0	T59
2005-06	9	27.0	76.67	4.89	224	69	1	4	56.7%	1	1
2006-07	9	27.0	76.74	5.07	250	70	0	4	54.0%	0	T22
Career	21	62.0	77.40	5.69		69	1	8	50.8%	1	1

## AUDREY MONSSOH

Season	No. Tour	No. Rds.	Avg. Score	Vs. Par	National Rating	Low Rd.	In. 60s	Par or better	Fin. Pct.	Wins	Best Fin.
2011-12	2	5.0	78.60	7.00	None	77	0	0	11.5%	0	70
Career	2	5.0	78.60	7.00		77	0	0	11.5%	0	70

## ADRIENNE MUCCI

Season	No. Tour	No. Rds.	Avg. Score	Vs. Par	National Rating	Low Rd.	In. 60s	Par or better	Fin. Pct.	Wins	Best Fin.
1996-97	10	28.0	82.43	10.11	394	77	0	0	42.7%	0	T7
1997-98	9	25.0	81.64	9.76	433	75	0	0	39.0%	0	T25
1998-99	10	26.0	78.58	6.50	189	73	0	1	64.2%	1	1
1999-00	10	29.0	80.48	8.38	412	72	0	1	45.0%	0	T14
Career	39	108.0	80.80	8.69		72	0	2	47.6%	1	1

## MELISSA MURRAY

Season	No. Tour	No. Rds.	Avg. Score	Vs. Par	National Rating	Low Rd.	In. 60s	Par or better	Fin. Pct.	Wins	Best Fin.
2000-01	5	14.0	82.64	10.64	None	80	0	0	20.7%	0	T46
2001-02	7	21.0	81.52	9.81	587	73	0	0	31.1%	0	T23
2002-03	9	26.0	79.00	7.12	373	74	0	0	62.1%	0	T9
2003-04	7	21.0	78.48	6.62	344	73	0	0	35.9%	0	T23
Career	28	82.0	80.13	8.28		73	0	0	41.0%	0	T9

## JESSICA NELSON

Season	No. Tour	No. Rds.	Avg. Score	Vs. Par	National Rating	Low Rd.	In. 60s	Par or better	Fin. Pct.	Wins	Best Fin.
1996-97	8	22.0	85.59	13.18	585	79	0	0	20.6%	0	T32
Career	8	22.0	85.59	13.18		79	0	0	20.6%	0	T32

## JENNIFER NORLIEN

Season	No. Tour	No. Rds.	Avg. Score	Vs. Par	National Rating	Low Rd.	In. 60s	Par or better	Fin. Pct.	Wins	Best Fin.
2000-01	8	24.0	80.79	8.79	496	74	0	0	41.4%	0	T29
2001-02	8	23.0	80.57	8.83	498	72	0	1	45.7%	0	T9
2002-03	5	15.0	83.20	11.40	771	77	0	0	25.8%	0	T34
2003-04	5	15.0	80.67	8.67	567	74	0	0	35.5%	0	T34
Career	26	77.0	81.17	9.29		72	0	1	38.6%	0	T9

## KATY NUGENT

Season	No. Tour	No. Rds.	Avg. Score	Vs. Par	National Rating	Low Rd.	In. 60s	Par or better	Fin. Pct.	Wins	Best Fin.
2008-09	10	28.0	77.54	5.75	344	72	0	2	32.7%	0	T25
2009-10	3	9.0	76.67	4.67	None	72	0	2	65.4%	0	T14
Career	13	37.0	77.32	5.49		72	0	4	40.0%	0	T14

## LUCY NUNN

Season	No. Tour	No. Rds.	Avg. Score	Vs. Par	National Rating	Low Rd.	In. 60s	Par or better	Fin. Pct.	Wins	Best Fin.
2005-06	4	12.0	78.42	6.42	None	72	0	2	50.9%	0	T25
2006-07	11	33.0	75.55	3.91	126	70	0	5	63.0%	0	T8
2007-08	12	36.0	75.69	3.94	154	69	1	4	68.9%	0	T7
2008-09	10	28.0	73.64	1.86	33	68	2	10	72.9%	1	T1
Career	37	109.0	75.42	3.67		68	3	21	66.4%	1	T1

## TIFFANY PHELPS

Season	No. Tour	No. Rds.	Avg. Score	Vs. Par	National Rating	Low Rd.	In. 60s	Par or better	Fin. Pct.	Wins	Best Fin.
2007-08	2	6.0	77.67	6.17	None	74	0	0	28.5%	0	T52
2008-09	2	6.0	79.83	7.83	None	74	0	0	17.4%	0	T75
2009-10	6	18.0	77.72	5.89	461	72	0	1	37.7%	0	T31
Career	10	30.0	78.13	6.33		72	0	1	32.2%	0	T31

## REGINIA PLASENCIA

Season	No. Tour	No. Rds.	Avg. Score	Vs. Par	National Rating	Low Rd.	In. 60s	Par or better	Fin. Pct.	Wins	Best Fin.
2012-13	12	35.0	75.86	3.94	241	68	1	5	57.6%	0	T6
Career	12	35.0	75.86	3.94		68	1	5	57.6%	0	T6

## EMILY PODZIELINSKI

Season	No. Tour	No. Rds.	Avg. Score	Vs. Par	National Rating	Low Rd.	In. 60s	Par or better	Fin. Pct.	Wins	Best Fin.
2011-12	11	33.0	77.76	6.00	532	70	0	2	34.0%	0	T17
2012-13	1	3.0	78.67	6.67	None	77	0	0	39.3%	0	T38
Career	12	36.0	77.83	6.06		70	0	2	34.8%	0	T17

## CORINNA REES

Season	No. Tour	No. Rds.	Avg. Score	Vs. Par	National Rating	Low Rd.	In. 60s	Par or better	Fin. Pct.	Wins	Best Fin.
2006-07	6	18.0	79.72	8.39	682	73	0	0	30.2%	0	T33
2007-08	2	5.0	81.20	9.20	None	76	0	0	36.8%	0	T56
2009-10	9	27.0	77.89	5.67	420	73	0	0	43.6%	0	T7
2010-11	11	34.0	75.76	4.03	222	67	4	7	58.4%	0	T2
Career	28	84.0	77.62	5.80		67	4	7	46.4%	0	T2

## MEAGAN ROBERTS

Season	No. Tour	No. Rds.	Avg. Score	Vs. Par	National Rating	Low Rd.	In. 60s	Par or better	Fin. Pct.	Wins	Best Fin.
2009-10	1	3.0	79.67	6.67	None	77	0	0	29.2%	0	T64
2010-11	2	6.0	77.83	5.83	None	73	0	0	29.0%	0	T24
2011-12	3	9.0	78.89	6.89	None	74	0	0	23.7%	0	T56
2012-13	2	4.0	76.50	4.50	None	72	0	1	59.4%	0	T20
Career	8	22.0	78.27	6.14		72	0	1	32.5%	0	T20

## ALEXANDRA SCHULTE

Season	No. Tour	No. Rds.	Avg. Score	Vs. Par	National Rating	Low Rd.	In. 60s	Par or better	Fin. Pct.	Wins	Best Fin.
2006-07	10	28.0	76.57	4.89	228	70	0	2	51.0%	0	T14
2007-08	8	25.0	78.60	6.84	491	74	0	0	35.5%	0	T30
2008-09	10	28.0	75.36	3.57	121	69	1	5	59.4%	0	T13
2009-10	7	21.0	76.43	4.57	263	70	0	2	51.2%	0	T10
Career	35	102.0	76.71	4.94		69	1	9	49.7%	0	T10



LUCY NUNN AND MIKE ADAMS



# CAREER SCORING STATISTICS

## KELLI SHEAN

Season	No. Tour	No. Rds.	Avg. Score	Vs. Par	National Rating	Low Rd.	In. 60s	Par or better	Fin. Pct.	Wins	Best Fin.
2007-08	12	36.0	76.22	4.47	197	71	0	2	64.8%	0	T18
2008-09	10	28.0	74.79	3.00	86	70	0	7	60.2%	0	T8
2009-10	11	33.0	73.27	1.27	21	67	5	14	85.3%	1	1
2010-11	12	37.0	73.32	1.57	32	67	5	17	84.1%	0	2
Career	45	134.0	74.40	2.57		67	10	40	74.1%	1	1

## LARA SOWERS

Season	No. Tour	No. Rds.	Avg. Score	Vs. Par	National Rating	Low Rd.	In. 60s	Par or better	Fin. Pct.	Wins	Best Fin.
2001-02	2	6.0	85.17	13.17	None	82	0	0	35.9%	0	47
Career	2	6.0	85.17	13.17		82	0	0	35.9%	0	47

## WHITNEY SYLVAN

Season	No. Tour	No. Rds.	Avg. Score	Vs. Par	National Rating	Low Rd.	In. 60s	Par or better	Fin. Pct.	Wins	Best Fin.
2005-06	1	3.0	82.00	10.00	None	77	0	0	18.4%	0	72
2006-07	3	9.0	80.67	8.67	None	74	0	0	21.3%	0	T61
2007-08	1	3.0	77.33	5.33	None	76	0	0	16.0%	0	T80
Career	5	15.0	80.27	8.27		74	0	0	19.6%	0	T61

## SARAH TREW

Season	No. Tour	No. Rds.	Avg. Score	Vs. Par	National Rating	Low Rd.	In. 60s	Par or better	Fin. Pct.	Wins	Best Fin.
2003-04	7	21.0	79.57	8.00	497	74	0	0	28.3%	0	T36
2004-05	6	17.0	79.53	7.88	514	73	0	0	34.9%	0	T30
2005-06	3	9.0	78.44	6.78	None	73	0	0	50.4%	0	T20
Career	16	47.0	79.34	7.72		73	0	0	35.1%	0	T20

## EMILY TUBERT

Season	No. Tour	No. Rds.	Avg. Score	Vs. Par	National Rating	Low Rd.	In. 60s	Par or better	Fin. Pct.	Wins	Best Fin.
2010-11	12	37.0	72.16	0.41	11	63	9	19	89.9%	3	1
2011-12	10	30.0	72.50	0.77	8	68	4	14	89.8%	0	T2
2012-13	11	34.0	73.41	1.50	37	70	0	13	84.5%	2	1
Career	33	101.0	72.68	0.88		63	13	46	88.2%	5	1

## TANICA VAN AS

Season	No. Tour	No. Rds.	Avg. Score	Vs. Par	National Rating	Low Rd.	In. 60s	Par or better	Fin. Pct.	Wins	Best Fin.
2006-07	3	9.0	82.00	10.33	None	78	0	0	10.9%	0	T54
2007-08	1	3.0	79.00	7.00	None	77	0	0	43.1%	0	T42
Career	4	12.0	81.25	9.50		77	0	0	18.4%	0	T42

## VICTORIA VELA

Season	No. Tour	No. Rds.	Avg. Score	Vs. Par	National Rating	Low Rd.	In. 60s	Par or better	Fin. Pct.	Wins	Best Fin.
2009-10	8	24.0	76.17	4.29	230	69	1	4	59.8%	0	T20
2010-11	12	37.0	75.92	4.16	241	71	0	3	56.6%	0	T7
2011-12	11	33.0	77.09	5.33	437	71	0	2	40.7%	0	T13
2012-13	10	31.0	74.81	2.90	112	70	0	6	74.4%	0	T13
Career	41	125.0	76.00	4.18		69	1	15	57.4%	0	T7

## SARAH WILLIAMS

Season	No. Tour	No. Rds.	Avg. Score	Vs. Par	National Rating	Low Rd.	In. 60s	Par or better	Fin. Pct.	Wins	Best Fin.
1995-96	4	10.0	86.30	13.80	538	80	0	0	14.8%	0	T27
Career	4	10.0	86.30	13.80		80	0	0	14.8%	0	T27



EMILY TUBERT



# THE UNIVERSITY



## The YOU of A

The University of Arkansas provides a student-centered learning experience focused on research, innovation and outreach as a part of educating future leaders. Consistently ranked among the top public universities and best values in the U.S., the U of A is classified among the top two percent of institutions nationwide with the highest possible level of research activity.

The university's 25,000 students represent all 50 states and more than 120 countries. The U of A has 10 colleges and schools offering more than 210 academic programs — while maintaining a low student-to-faculty ratio that promotes personal attention and mentoring opportunities.

Founded in 1871, the university is the oldest publicly supported institution in the state and is the flagship of the University of Arkansas System. The U of A campus features distinctive architecture, including its signature building, Old Main, finished in 1875. The iconic building now houses the J. William Fulbright College of Arts and Sciences. The college is named in honor of former U of A President (and, later, U.S. Senator) J. William Fulbright, who helped create the prestigious international scholarship and fellowship programs that bear his name.

The university promotes undergraduate research in virtually every discipline and has an outstanding national reputation in many areas, including agriculture, architecture, business, creative writing, engineering, high-density electronics and nanoscience, as well as sustainability and environmental sciences. Programs such as Supply Chain Management, Rehabilitation Counseling, Industrial Engineering and Biological and Agricultural Engineering rank among the best in the country.

The University of Arkansas offers a vibrant campus life that is culturally, intellectually and socially enriching. On our campus you'll find more than 300 registered student organizations, from special interest to professional groups, as well as 33 Greek organizations, making it easy and rewarding to get involved. Every semester offers opportunities to attend musical performances, theater productions, art exhibits, concerts, free films, poetry readings, visiting speakers and hundreds of other varied events.

Visit [arkansas.edu](http://arkansas.edu) for more information about the University of Arkansas.





# THE UNIVERSITY



## HISTORIC SENIOR WALK

As you make your way around campus, you're sure to notice something unique about many of the sidewalks. Historic Senior Walk showcases the names of more than 150,000 University of Arkansas graduates, grouped by year of graduation. Senior Walk is the university's longest tradition in both length and years. It's concrete proof of the university's commitment to students.

Senior Walk is also a perfect example of how the University of Arkansas celebrates its history and traditions while focusing on innovations for the future. When the costs involved in hand-etching names into concrete forced numerous other universities to give up, the U of A turned to its physical plant and engineering school grads to create a one-of-a-kind computerized sandblasting machine: the SandHog. Each summer, the SandHog roars across campus etching the names of new graduates into sidewalks.

Arkansas is a natural wonder of forests, mountains and lakes framed by picturesque rivers and streams. Some of the nation's best outdoor amenities and most spectacular hiking trails are within a short drive of campus.



## OLD MAIN

One of the original buildings on Arkansas' campus, Old Main symbolizes the strong connection to the past and the focus upon the future which come together in the present at the University of Arkansas. Completed in 1875, Old Main stood the test of time until the mid-1980s when age and modern building codes threatened to send it to the wrecking ball as had happened to its sister building at the University of Illinois. A major fund-raising campaign by alumni totally renovated Old Main. Reopening in 1992, the building maintains the feel of a Victorian-era building with high ceilings and elaborate wooden trim. Just below the surface of the period hardwood floors, Old Main is hard-wired to the internet and built to last well into its second century.

Even with renovation, Old Main remained unfinished until 2005. One of the gifts during the Campaign for the Twenty-First Century specified the installation of a clock, originally planned for the blank faces of the south tower.

As mentioned, Old Main was built from shared plans with its counterpart on the Illinois campus, with one important difference. The north tower of Arkansas' Old Main is taller than the south tower. Legend says this was symbolic of the Civil War as the lead engineer was a northern veteran.



## BEYOND CAMPUS

Fayetteville is routinely considered among the country's finest college towns and the surrounding Northwest Arkansas region is regularly ranked one of the best places to live in the U.S. You'll find a number of attractions that will contribute to a rich college experience.

Three of America's largest corporations have their world headquarters in the region: Walmart, Tyson Foods and J.B. Hunt Transportation, Inc. Their close proximity to the U of A campus, along with their executives' and employees' active involvement in university life, offers students and faculty exceptional opportunities for research partnerships, internships, and post-graduation employment.



# CHANCELLOR



## Chancellor Dr. G. David Gearhart

Dr. G. David Gearhart became the chancellor of the University of Arkansas on July 1, 2008. Before that he served for 10 years as vice chancellor for university advancement. In that position he oversaw the most successful capital campaign in Arkansas history, the Campaign for the Twenty-First Century, which raised more than \$1 billion. The Campaign transformed the U of A in many ways including substantial increases in faculty fellowships and student scholarships, as well as major capital improvements, and the creation of the Honors College.

As Chancellor, Dr. Gearhart implemented a \$243 million campus building renovation and refurbishment plan, as well as a campus-wide energy savings plan. Dr. Gearhart also developed a major cost savings program that has already resulted in \$62 million in cost reduction and savings for the flagship campus since 2009. Campus enrollment has also grown by nearly 6,000 students in the past five years and the fall 2013 enrollment is expected to exceed 25,000 students for the first time in school history. At the same time, diversity in the student body has increased significantly.

A Fayetteville native, Dr. Gearhart received his bachelor of arts degree from Westminster College in Missouri. He earned his law degree and his doctor of education degree at the University of Arkansas.

Before joining the U of A administration he served as senior vice president of Penn State University, during which time he was named a Fulbright Scholar, studying at Oxford University in Oxford, England. He and his wife Jane have been married for 38 years and have two children and three grandchildren.

### DR. SHARON HUNT

#### FACULTY ATHLETICS REPRESENTATIVE

Chancellor G. David Gearhart appointed Dr. Sharon Hunt to be the faculty athletics representative (FAR) for the University of Arkansas in August 2010.

Dr. Hunt is the first woman and non-lawyer to hold the post. Dr. Hunt has been on the University of Arkansas faculty since 1990, and she served as the department head of the recently renamed Department of Health, Human Performance and Recreation from July 1, 1990 until June 30, 2011 except for the 2000-01 academic year, when she served as the interim dean of the College of Education and Health Professions. On June 30, 2011 Dr. Hunt stepped down as department head and returned to the faculty at the rank of Professor giving her more time to devote to the FAR position.

A high school athlete, Hunt's involvement with collegiate athletics dates back to her own college days at the University of Arkansas when she played extramural sports with the women's basketball and tennis teams prior to the enactment of Title IX. After receiving her bachelor's and master's degrees in physical education from the university, she went on to earn a Doctor of Education degree from the University of Georgia, where she taught a variety of undergraduate courses as a graduate assistant. Upon the completion of her doctoral degree, she joined the faculty of the University of Kentucky for 13 years, where she taught both undergraduate and graduate courses and served as the graduate coordinator for the Department of Health, Physical Education and Recreation. In 1990, she and her family returned to Fayetteville.

The FAR's responsibilities lie in three broad areas: academic integrity within the athletics program, student-athlete well-being, and institutional control of the athletics program. Dr. Hunt is involved in the student-athlete advisory council on campus and chairs the Academic Credential Review Committee and Athletic's Academic Integrity Committee, and serves as an ex-officio member of the Faculty Athletics Committee. In addition, she travels to represent the University of Arkansas at various SEC and NCAA meetings.

Dr. Hunt was instrumental in establishing the graduate athletic training education program in the College of Education and Health Professions, and she has worked closely with athletics on that program. The athletics department provides support to students in the athletic training education program in the form of a stipend, books and travel to the Arkansas Athletic Trainers' Association annual meeting. Two endowed scholarships for athletic training students in honor of longtime Razorback trainers Dean Weber and the late Bill Ferrell were established through the athletics department. Dr.

152 Hunt has been married to David Hunt since 1973, and they have an adult son and daughter as well as one grandson and granddaughter.





# DIRECTOR OF ATHLETICS



## Jeff Long

**FOLLOW ME  
@JEFFLONGUA**

### VICE CHANCELLOR AND DIRECTOR OF ATHLETICS

Entering his sixth full year as Vice Chancellor and Director of Athletics, Jeff Long has helped transform the University of Arkansas' Department of Intercollegiate Athletics into one of the most successful and nationally respected programs in the country. Along the way, Long has gained national attention and earned numerous awards for his progressive leadership of a program encompassing 19 sports and more than 460 student-athletes.

Long leads a comprehensive athletics program committed to the development of student-athletes academically, athletically and socially. A member of Chancellor G. David Gearhart's Executive Committee, Long is helping to chart the course for the future of higher education at the University of Arkansas while integrating Razorback Athletics into the campus community.

Long's leadership and unwavering commitment to the student-athletes and maintaining integrity within intercollegiate athletics has not gone unnoticed. In 2013, Long was named as an Under Armour Athletics Director of the Year for the Football Bowl Subdivision. In 2012, Long was named a finalist for the *SportsBusiness Journal* and *SportsBusiness Daily* Athletic Director of the Year. In the spring of 2012, the Donald W. Reynolds Foundation and longtime chairman Fred W. Smith made a combined gift of more than \$1.25 million to the program in recognition of Long's leadership of Razorback Athletics.

In each of the past four years, Razorback Athletics has transferred funds totaling more than \$1 million to support the university's academic mission. The department's total support of university and student programs and initiatives includes \$1.9 million in direct funding of academic programs. In 2012, Razorback Athletics committed an additional \$1.2 million annually to help fund a new classroom and laboratory building to serve the entire University of Arkansas student population.

In Long's tenure, Arkansas has captured 15 conference championships and advanced to 81 post-season competitions, including the school's first Bowl Championship Series appearance in football and a national title at the 2013 NCAA Men's Indoor Track and Field Championships. In 2012-13, Arkansas finished No. 23 in the Learfield Sports Directors Cup, a year-long competition ranking the nation's most successful intercollegiate athletic programs, marking the fifth time in the past six years the Razorbacks have finished in the top 25.

In the classroom, the Razorbacks continue to set new standards including posting a school record student-athlete grade point average of 3.09 in 2012-13. It marked the fifth consecutive year Razorback student-athletes posted a GPA exceeding 3.0. In 2013, for the first time in history, Arkansas exceeded the national APR multi-year rate in all 19 sports and had a record five teams earn NCAA Public Recognition awards. Graduation success rates continue to rise with a total of 94 current or former Razorback student-athletes graduating in 2012-13.

Student-athlete development has also been a priority including the establishment of the Razorback Leadership Academy, the first of its kind in the Southeastern Conference. In the community, Razorback student-athletes are more active than ever volunteering more than 6,500 hours of time for more various agencies, organizations and schools around the state.

One of the nation's most active athletic directors on Twitter, Long embraces the opportunity to interact with members of the Razorback Nation whether in person or through social media.

Long was selected to replace legendary athletic director and former Razorback football coach Frank Broyles and even before he officially took the reins on Jan. 1, 2008, Arkansas announced that it would combine its previously independent men's and women's athletic programs into one combined athletic program. Long adeptly blended the men's and women's athletic departments into one unified department and established a new administrative structure.

Long has also worked tirelessly to maintain long-time relationships and to forge new relationships for the benefit of the Razorback program including extending Arkansas' relationship with War Memorial Stadium and partnering with former Razorback Jerry



# DIRECTOR OF ATHLETICS

Jones to develop the Southwest Classic, a football series with Texas A&M played at the spectacular Cowboys Stadium.

Under Long's leadership, the program has fortified its financial standing ensuring more support for the development of student-athletes. According to USA Today, Arkansas is one of only 23 financially self-sustaining Division I-A athletic programs in the nation.

As economic indicators were beginning to point toward challenging economic times, Long signed Arkansas to a deal with IMG College to form Razorback Sports Properties that guarantees the Razorback program \$73 million during the course of the decade-long agreement.

Long also negotiated an extensive all sports apparel and footwear agreement with NIKE, Inc. that will outfit all 19 Razorback sports programs through the 2014-15 season. In December 2012, *Forbes Magazine* estimated the value of the Razorback Football program at \$83 million, ranking the University of Arkansas in the top 10 nationally for the second consecutive year.

In 2010, Long moved to help meet the growing financial needs of fielding a nationally competitive all sports program. The athletic department launched the "Answer the Call" campaign through the Razorback Foundation which resulted in more than 2,600 new members and helped generate more than \$6.5 million in additional support for Razorback student-athletes. In 2012, Long guided the program to a record breaking fundraising year further bolstering Arkansas' financial strength.

With an eye towards the future, Long commissioned a comprehensive plan to assess the future facility needs of the program. Unveiled in October 2011, the Razorback Athletic Facilities Master Plan provided a vision and the road map for \$320 million of facility renovations and additions that will help all 19 Razorback sports remain competitive in the Southeastern Conference and nationally over the next 30 years. The first major project from the master plan, the \$40 million Fred W. Smith Football Center, opened in the summer of 2013. Three other facilities, a Student-Athlete Success Center, a basketball indoor practice facility and a baseball and track indoor training facility have all been approved and are moving forward to construction. As part of the next step in the plan, a market and cost analysis study is being conducted on a potential north end zone expansion to Donald W. Reynolds Razorback Stadium.

According to a recent economic impact study, Razorback Athletics will have an estimated economic impact of more than \$1 billion in the next five years. The study estimated that Razorback Athletics generates \$153.6 million annually to the region's economy including the benefits of drawing more than a million fans annually to campus to cheer on the Razorbacks. Planned athletic construction during the course of the next five years will generate another \$239.7 million.

A veteran administrator with a track record of the highest commitment to the concept of "student-athlete," Long has had more than two decades of experience in athletic administration at the Division I level including at the University of Pittsburgh, University of Oklahoma, University of Michigan, Virginia Tech University, Eastern Kentucky University and Rice University. Long also understands the coach's perspective from time spent in coaching staff positions at Duke University, University of Michigan and North Carolina State University.

His experience as an athletic director and administrator in five of the six Bowl Championship Series conferences – the Big 12, Big Ten, Big East, Atlantic Coast and SEC - gives Long a uniquely informed perspective on intercollegiate athletics.



On the forefront of NCAA governance, Long has served on the NCAA Management Council, the NCAA's Sports Wagering Task Force and as a member of the Executive Committee of the Division I-A Athletic Directors' Association. Long currently serves on the NCAA Championships/Sports Management Cabinet.

Prior to assuming his current roles at Arkansas, Long served for four years as the athletic director at the University of Pittsburgh. Long redefined Pitt athletics, most notably through the "Quest for Excellence" campaign that raised nearly \$34 million to enhance the student-athlete experience. During his tenure the Panthers' were selected as the No. 17 overall program in the nation in the December 2006 Sports Illustrated on Campus' All-Sport Rankings.

Before arriving at Pitt, Long was senior associate athletic director at Oklahoma for two and a half years overseeing external affairs for the Sooners. In addition, Long was the primary administrator for the Sooners' highly successful football and men's basketball programs, along with sport supervision of baseball, wrestling and both golf teams.

Long's first appointment as a director of athletics was at Eastern Kentucky where he served for two and a half years. Prior to Eastern, Long had a brief stay with Virginia Tech as an associate athletics director.

He began his career in college athletic administration at Michigan, hired by legendary coach and athletics director, the late Bo Schembechler. During his seasons with the Wolverines, Long was promoted through a series of posts to the position of associate athletics director.

A former two-sport athlete at Ohio Wesleyan, Long earned seven varsity letters for the Bishops in football and baseball before completing his degree in economics in 1982. He started his post-graduate career in athletics working on head coach Tom Reed's staff as a graduate assistant football coach at the cradle of coaches, Miami University of Ohio. Long earned his master's in education at Miami in 1983, moving on to football staff positions at Rice, Duke and N.C. State prior to joining Michigan.

An Ohio native from Kettering, Long is married to the former Fanny Gellrich of Ann Arbor, Mich. The Longs have two daughters, Stephanie and Christina.





# SENIOR STAFF



## BEV LEWIS

**Associate Vice Chancellor & Executive Associate Athletic Director**

Bev Lewis has served the University of Arkansas and its Razorback athletic programs for more than three decades.

The former women's athletic director prior to the department merger in 2007-08, Lewis now serves as the associate vice chancellor and executive associate athletic director.

Lewis is the coordinator of a five-member sport administrator group that provides day-to-day administrative support for each of Arkansas' 19 sports. Lewis is the sport administrator for men's and women's cross country, men's and women's track and field, men's and women's golf, gymnastics, softball and volleyball. In addition, Lewis oversees and coordinates the Razorback Performance Team, including the strength and conditioning, nutrition, psychology, athletic training and sports medicine programs. She also serves as a liaison to the faculty senate and the faculty athletic committee, and coordinates the department's Title IX compliance and strategic planning as well as assists with fundraising.

The largest portion of her service to the university was her 19-year tenure as the Director of Women's Athletics. As a result of her strong emphasis on the classroom, Razorback female student-athletes received numerous academic honors including national academic All-American of the year, team academic national titles and the university's first two SEC/H. Boyd McWhorter Scholar-Athletes of the Year. To increase athletic participation for women at Arkansas, she also oversaw the addition of four sports at the university turning her tenure- volleyball, golf, gymnastics and softball and each team went on to become nationally competitive.

Her leadership was also a part of the success of the university's Campaign for the Twenty-First Century. Lewis directed Women's Athletics to over \$11.5 million in direct support for women's teams. During the campaign, Lewis received one of her greatest personal honors as Bob and Marilyn Bogle requested that Arkansas' new facility be named the Bev Lewis Center for Women's Athletics. In 1998, she was voted into the University Of Arkansas Hall Of Honor.

Lewis served collegiate athletics at the highest level as an administrator, as a member of the NCAA Management Council, the NCAA Championship Cabinet and the Southeastern Conference Executive Committee. Prior to assuming the duties of AD, Lewis was women's cross country and track coach. Her Arkansas coaching milestones included the first women's team to achieve a national ranking, first team ranked in the top 10 and the first women's team to win a conference championship.

Lewis earned her bachelor's degree from Central Michigan in 1979 and followed it with her master's from Purdue prior to her arrival at Arkansas in 1981. The former Bev Rouse is married to Harley Lewis.



## JON FAGG

**Senior Associate Athletic Director for Administration and Governance**

Jon Fagg joined the University of Arkansas in June of 2008. He is a member of the senior management group and assists the Vice Chancellor and Director of Athletics in the daily administration of the department. Fagg serves as the sport administrator for football and men's basketball. He also has oversight of the university's compliance program and Office of Student-Athlete Success, which encompasses academic support, student-athlete development and career development services for Razorback student-athletes.

Fagg came to Arkansas after spending seven years at North Carolina State. Hired in March 2001, he served four and half years as an assistant athletics director for compliance before being promoted to associate athletics director for compliance in the fall of 2005. While with the Wolfpack, Fagg's responsibilities included coordinating all aspects of the NCAA compliance program, including rules education for intercollegiate staff and related university personnel, and advisement, education and interpretations regarding NCAA rules and regulations. He also served as sport administrator for the wrestling and women's soccer programs.

Prior to his tenure at North Carolina State, Fagg spent three years as the assistant athletics director for compliance at Fresno State. He also served one year as director of compliance for the Big South Conference. His first athletics administrative experience came at Mars Hill College where he handled compliance duties as well as serving as an assistant coach for the football team for three seasons. His coaching experience also includes a stint as an assistant coach at Davidson from February 1992 to June 1993 and as a GA coach at his alma mater, the University of Arizona, from January 1991 to February 1992.

Fagg and his wife Amanda have three children: Jon Madison and twins, Reed and Ellie.



## MATT TRANTHAM

**Senior Associate Athletic Director for Internal Operations**

Matt Trantham joined the University of Arkansas in 2008 as the senior associate athletic director for internal operations. He oversees all Razorback facilities and events.

With this role, Trantham has overseen the Razorback Athletics Facilities Master Plan recently unveiled in October 2011. Additionally he serves as administrative supervisor for the new Fred W. Smith Football Center completed during the Summer of 2013. Additional projects forthcoming as part of the Master Plan will be a Student-Athlete Success Center, a basketball practice facility and a baseball and track indoor training facility with design/constructions teams recently approved by the Board of Trustees in Sept. 2012.

He is also facilitating the current Market and Cost Analysis on a future expansion of the North End Zone in Donald W. Reynolds Razorback Stadium. Other projects supervised have been the \$2.5 million renovation of Bud Walton Arena in 2008, the \$1.3 million installation of synthetic playing surface and \$1.2 million installation of ribbon boards at Donald W. Reynolds Razorback stadium in 2009, expansion of Razorback soccer team facilities

in 2011 and \$4.6 million installation of new video displays at Donald W. Reynolds Razorback stadium prior to the 2012 season. Prior to joining Arkansas, Trantham began his career with the University of Oklahoma in July 1999 as the promotions director for the athletic department where he worked with all 20 of OU's teams. He was named assistant athletic director for event management in 2004 and was promoted to associate athletic director in 2006.

Prior to joining the Sooners, Trantham spent five seasons in professional sports in Washington, D.C. Trantham earned his bachelor's of science degree in business management from Centenary College in 1990 and a master's degree in sports management from the United States Sports Academy in 1998.

Trantham and wife Kristen are parents of two sons, Will and Davis, and two daughters, Morgan and Paige.



# SENIOR STAFF



**CLAYTON HAMILTON**  
Senior Associate Athletic Director and  
Chief Financial Officer

Clayton Hamilton joined the University of Arkansas in January 2010 and serves in the role of Senior Associate Athletics Director and Chief Financial Officer with oversight of the athletic department's financial affairs, business operations, contracts, human resources, payroll and retail store operations. Hamilton serves as a member of the department's Executive Staff, Senior Administrative Staff, Sport Administrator Group and Bowl Management Committee.

While at Arkansas, Hamilton has managed the financial affairs and business operations for all of Razorback Athletics, which includes revenues that now approach \$100 million on an annual basis, and which represents one of the few financially self-sustaining athletic programs in all of college athletics. In addition, he has managed the financial planning for the department's facility master plan, which includes \$98 million of projects that have been completed or are currently in progress. Hamilton also serves as an adjunct professor in the university's sports management program.

Prior to joining Arkansas, Hamilton spent three years as Associate Athletics Director for Business for the Colorado Buffaloes and six years in various financial management positions for the Florida State Seminoles. Hamilton also has experience working in professional sports with both the Dallas Cowboys and Cleveland Cavaliers, and in corporate finance with the former Little Rock-based ALLTEL Corporation.

He is an active member of the College Athletic Business Management Association, having served most recently as president in 2009, and has served on various NCAA strategic task forces. He is also a past recipient of the College Athletic Business Manager of the Year Award, and was recognized within the State of Arkansas in 2011 as one of Northwest Arkansas' Top Forty Under 40. Hamilton also serves on the Board of Directors for the Walton Arts Center Foundation.

A native of Little Rock, Ark., Hamilton graduated from the University of Arkansas in 1994 with a bachelor's degree in accounting. He obtained a master's degree in sports management from the United States Sports Academy in 1997 and his CPA certification from the State of Arkansas in 1998.

Hamilton and his wife Stephanie have two daughters, Lauren and Caylee.



**MICHAEL WADDELL**  
Senior Associate Athletic Director for  
External Operations and Strategic  
Communications

Michael Waddell joined the Razorback Athletic Department in June 2013 as the Senior Associate Athletic Director for External Operations and Strategic Communications.

Waddell joins the athletic department's senior leadership team and oversees the department's external areas including marketing, licensing, media relations, public relations, ticket operations and RazorVision. He is also the department's liaison with the new SEC Network leading the program's strategic engagement with the new television channel and digital platform.

Prior to joining Arkansas, Waddell served as the Director of Athletics at Towson University. At Towson, Waddell was the lead administrator for the Colonial Athletic Association (CAA) program which captured a record seven CAA Championships in 2012-13 and recorded the biggest one-year turnaround in NCAA men's basketball history. Waddell also positioned Towson as one of the country's most progressive programs in the areas of marketing, communications and corporate sponsorships, including naming rights for Towson's new 5,200-seat SECU Arena, which opened in June 2013, and a new multi-year footwear and apparel agreement with Baltimore-based Under Armour.

Prior to being named the athletic director at Towson, Waddell spent five years as a senior associate athletic director for external relations at the University of Cincinnati. At Cincinnati, Waddell's primary responsibility was to oversee the revenue generating areas that included marketing/fan development, ticket sales/customer service, sports communications, game day programming, and information technology. He coordinated all of Cincinnati's football bowl planning, including back-to-back BCS Bowl Appearances in 2009 (FedEx Orange Bowl) and 2010 (Allstate Sugar Bowl).

Prior to his Cincinnati assignment, Waddell served as the associate athletics director for external relations at the University of Akron where sports marketing revenues increased more than five-fold during his tenure through the creation of the "Team Akron" corporate patron program. Waddell served as the Interim Director of Athletics at Akron in the Fall of 2005.

Before joining the Akron staff, Waddell served as the director of marketing and broadcasting at the United States Military Academy at West Point where he was responsible for the development of all athletics corporate partnerships, marketing, promotions and multimedia development.

From 1991-2000 Waddell, a North Carolina native, was a play-by-play broadcaster at the University of North Carolina Tar Heel Sports Network (1991-94), and at the University of Virginia Sports Network (1994-97) followed by a stint as the "Voice of the Mountaineers" and Director of External Operations at Appalachian State University from 1997-2000.

Waddell received his B.S. degree in Sport Management from Guilford College in 1991, where he was also a two-time letterwinner in football. He earned his master's degree in sport administration from Ohio University in 2010. Waddell is an active member of NACDA.

He and his wife, Heidi, have two children, Drew and Caroline.



# SUPPORT STAFF



**BYRON HATCH**

**Associate AD for Business**

Byron Hatch joined the Razorback Athletics Department in July 2012 as the Associate Athletic Director for Business after seven years at the NCAA. His areas of responsibility include contract administration and oversight of procurement, travel, equipment and camp operations.

Hatch, a native of Humphrey, Ark., earned his undergraduate degree in accounting from the University of Central Arkansas (UCA) and a law degree from the University of Arkansas at Little Rock (UALR). As the NCAA's associate director of the Division I men's basketball championship (2007-11) and then the director of championships and alliances (2011-12), Hatch served as a liaison to the Division I men's basketball committee and championship hosts assisting with the planning and conducting of the NCAA Division I Men's Basketball Tournament. Hatch was responsible for the financial administration of the championship and helped oversee the site selection process. He also was responsible for the supervision of NCAA officiating responsibilities for the championship, including serving as the liaison to the National Coordinator of Men's Basketball Officiating. Hatch also worked with the NCAA Corporate and Broadcast Alliances staff to coordinate NCAA corporate champions' and partners' exposure and marketing opportunities throughout the championship.

Prior to his work in the championships and alliances division, Hatch worked in the NCAA's Department of Academic and Membership Affairs as a coordinator (2005), assistant director (2005-07) and associate director (2007). Hatch and his wife Marla have two daughters, McKinley and Brooklyn.



**CHRIS POHL**

**Associate AD for Events**

A former championships director for the NCAA, Chris Pohl joined Arkansas in 2002 to manage marketing and promotion for the women's sports after 11 years at the NCAA. Pohl moved into event management in 2008 and oversees the event management department which coordinates all Guest Services and Special Events as well as all home and postseason events for the Razorbacks. In 2012, Pohl assumed sport administrator duties for soccer as well. Her primary sport event management responsibilities include football, men's basketball, soccer and swimming and diving. Pohl and her staff prepare and monitor budgets for events, work with service departments including facilities, custodial services and grounds, handle game management responsibilities for all on-campus athletic events; ensuring all aspects of the facilities are ready for competition and spectator hosting, coordinate fan services for game and event management including marketing and promotions, parking services, public safety, law enforcement, life safety/emergency responders, merchandising, concessions, and other aspects of creating a first class spectator experience.

A 1981 graduate of Central Michigan and basketball letterwinner, she earned her master's in 1984 from Penn State.



**BRIAN PRACHT**

**Associate AD for Marketing**

Brian Pracht joined the University of Arkansas Athletic Department staff as the Associate Athletic Director for Marketing and Licensing in July 2010.

His responsibilities at Arkansas include overseeing marketing, promotions, ticket operations, RazorVision Productions, website development, social media and spirit squads while also serving as the staff liaison to the university's multi-media rights holder (IMG College/Razorback Sports Properties) and outbound ticket sales team (IMG Learfield Ticket Solutions). He is a member of the athletic department's executive staff. Pracht also directs the university's trademark licensing program, which currently ranks in the top 10 for gross revenue production among all Collegiate Licensing Company partners.

With more than 18 years of experience in intercollegiate athletics, Pracht joined the Razorback staff following seven years at Wichita State where he was the senior associate athletics director for external operations managing all development, marketing, sales, ticketing and media relations activities.

Pracht graduated in 1994 with a bachelor's degree in business administration from Emporia State in Kansas. He and his wife Amy have two daughters, Caroline and Lily.



@RazorbackWGF

Facebook.com/RazorbackWGF  
ArkansasRazorbacks.com



# SUPPORT STAFF



**TRACEY MAYS STEHLIK**  
Associate AD for Compliance

Entering her 29th year with the University of Arkansas, Tracey Mays Stehlik serves as the Associate Athletic Director for Compliance for Razorback Athletics. In addition, she is a member of the sport administrator's group, overseeing women's basketball, men's and women's tennis and swimming and diving.

Stehlik began her career as an assistant women's basketball coach with the Razorbacks and was a part of the staff that won the only women's hoops conference championships at Arkansas. As an assistant coach, she recruited some of the greatest players in UA history, including former All-American Delmonica DeHorney, and helped lead Arkansas to back-to-back Southwest Conference titles.

She left the court and moved into athletic administration in 1995 and was promoted to associate athletic director for compliance in 1997. Stehlik's duties included the oversight of compliance, eligibility, academics and event management for the then-separate women's athletics department. Among her numerous areas of responsibility, Stehlik has served as the meet director for several SEC and NCAA events, including the NCAA Indoor Championships from 2003 to 2008, and the 2009 NCAA Gymnastics Regional meet. Stehlik moved into her current role when the Razorback Athletic Departments unified in 2008. As the associate athletic director for compliance, Stehlik is responsible for the oversight of all areas of compliance including eligibility, financial aid and the student-athlete opportunity fund. She oversees the day-to-day office operations and its staff and has been a leader in the on-going compliance educational efforts for the department.

A 1982 graduate of Alabama-Birmingham with a degree in communications, Stehlik has the distinction of scoring the first point in UAB women's basketball history as a member of the first Blazer team. She earned her master's degree in athletic administration at the University of Kansas where she served as a graduate assistant basketball coach from 1983 to 1985. Stehlik and her husband Wayne have two daughters, Mollie and Maggie, who both attend the University of Arkansas. Wayne is the director of athletics for the Springdale (Ark.) public schools.



**KEVIN TRAINOR**  
Associate AD for Public Relations

In his 19th year at Arkansas, Kevin Trainor is in his sixth year as associate athletic director and his fourth as the head of the department's Public Relations department after being promoted from his previous role in media relations. Trainor coordinates the department's executive and crisis management communications and works as a department liaison with University Relations, the National Football Foundation and other external organizations. He is in charge of producing the department's annual report and serves as executive editor of Inside Razorback Athletics. He also serves as the sports administrator and game day event manager for baseball.

Trainor was a nearly 20-year veteran in the media relations office before assuming his current role including 10 years as the sports information director and Associate Athletic Director for Sports Information overseeing publicity for all 19 Razorback sport programs including football.

During his tenure in that position, Arkansas boasted nine All-Americans, including 2006 and 2007 Doak Walker Award winner and Heisman Trophy runner-up Darren McFadden, 2007 Rimington Trophy winner Jonathan Luigs and 2003 Outland Trophy and Lombardi Award finalist Shawn Andrews.

As associate SID, Trainor worked closely with football and served as the primary contact for the 2000 SEC Tournament champion Arkansas basketball squad. He also served as the color analyst on the Razorback Baseball Radio Network for five years.

A university graduate in journalism in 1994, he earned his master's at Arkansas in 2005. He is a member of the College Sports Information Directors of America (CoSIDA), the Football Writers Association of America (FWAA) and the U.S. Basketball Writers Association of America (USBWAA). Trainor is also a member of the Public Relations Society of America (PRSA) and is on the board of directors of the Arkansas Sports Hall of Fame.

Trainor has been selected to serve as the press conference moderator at several major events including SEC Football Media Days and the SEC Football Championship Game.

Trainor and his wife, the former Ruth Whitehead, are the parents of two daughters, Emma and Ellie.



**ERIC A. WOOD**  
Associate AD for Student-Athlete Services

Eric A. Wood joined the university in 2009, and is responsible for the oversight of student-athlete services including academic support, life skills and career development programs that contribute to the personal growth and character development of more than 460 Razorback student-athletes.

Other responsibilities include housing, student conduct, student-athlete appearance requests, drug testing administration, coordinator of diversity initiatives and the liaison to Student Affairs. Wood, a member of the athletics department senior staff, was promoted to Associate Athletic Director in July 2011 and currently serves on the departments Executive Staff.

Wood and his wife Celia have two daughters, Eliana Jewel and Nia Reese.



# SUPPORT STAFF



**ZACK HIGBEE**

## **Assistant AD for Media Relations**

Zack Higbee is in his fifth year at the University of Arkansas. Higbee joined the Razorback staff in January of 2009 as Associate Director of Media Relations. In August of 2010, he was promoted to Director of Football Media Relations and he was elevated again to his current position in February of 2013.

Previously, he worked at Florida, UConn and Oklahoma.

Higbee's role includes media relations office oversight and he oversees media relations operations for the Razorback football program as well as serving as the primary media contact for the athletic department. In his media relations career, Higbee successfully promoted the first underclassman ever to win the Heisman Trophy as well as winners of the Maxwell Award (2007 and 2008), Sullivan Award (2007), Davey O'Brien Award (2007), ESPY for Best Male College Athlete (2007 and 2008), Manning Award (2008), Disney Spirit Award (2008 and 2010), Mackey Award (2010) and the inaugural Johnny Rodgers Award (2011). He has also been one of the primary contacts for football teams that have appeared

in three BCS games including the 2007 and 2009 BCS National Championship Games and the 2011 Sugar Bowl.

Higbee joined the Razorbacks after working the previous six and a half years as one of the primary football contacts at the University of Florida. While at Florida, Higbee coordinated the football game-day operations for the media relations office. His duties included press box set up, supervising gameday staff, production of notes packages and post-game press conference management.

Prior to working with the Gators, Higbee served as the assistant director of athletic communications at Connecticut. While with the Huskies, he was the second media contact for the 2002 Big East regular season and tournament champion men's basketball team as well as for football.

Higbee interned with the Huskies and had a brief stint in the Razorback media relations office after his graduation from Oklahoma in 2000 with a degree in communications. At OU, Higbee was also active in the sports information office as a student assistant.

Higbee is married to the former Jodi Smith and the two have one daughter, McKenna.



**JUSTIN MALAND**

## **Assistant AD for Facilities**

Justin Maland joined the Razorbacks in 1999, moving into the assistant athletic director position in 2006. His areas of responsibility include oversight of all Razorback athletic facilities, including budgeting, game day operations, scheduling, upkeep, maintenance, long-range planning, daily facility operations, contracting services with outside vendors and coordination of special events.

Maland supervises a staff whose responsibilities include custodial and housekeeping, buildings, grounds and other service areas and oversees external events and facility operations on campus.

As Arkansas Athletics continues its growth and development, so to do Maland's duties. He is currently working on the construction oversight of the Fred W. Smith Football Center scheduled for completion in the late summer 2013. In addition, Maland is overseeing the planning and design phase of several other construction projects outlined in the Razorback Athletics Department's Master Plan including an academic and dining center, track plaza expansion, basketball practice facility and the addition of seating in the football stadium.

Maland recently completed several renovations and upgrades to the video and ribbon boards for football and baseball as well as updates to the men's and women's basketball locker rooms.

The Harrison, Ark., native and former college student-athlete provides management services in all athletic facility renovation projects and construction management of all new projects including the state-of-the-art Fred W. Smith Football Center, part of the Athletic Department's Master Plan. One of Maland's recent projects is the installation of the new videoboard for Donald W. Reynolds Razorback Stadium.

Maland is a 1999 graduate of Hendrix College and earned his master's degree in sports management at Arkansas in 2001.

Maland is married to the former Sarah Parnell of Booneville and they have three children, Macy, Jack and Addy.



**MARK SCOBEY**

## **Assistant AD for Ticket Operations**

Charged with the supervision of ticket operations for all University of Arkansas Athletic department-related sporting events, Mark Scobey is in his 36th season with the Razorbacks. He was promoted to Assistant AD for Ticket Operations in August 2012.

During his tenure at the University of Arkansas, Scobey has assisted with ticket sales for a wide assortment of events on the Fayetteville campus, including SEC and NCAA championship events in baseball, softball, gymnastics, tennis and track. He has also been affiliated with 20 postseason football bowl games, the 1995, 2002 and 2006 SEC football championship games, and 23 postseason basketball tournament teams, including the 1978, 1990, 1994 and 1995 Final Four clubs.

In December 2011, Scobey began the transition with Paciolan Systems, Inc., to help implement Razorback E-Tickets, a new digital ticketing system for athletic events. The user friendly system allows fans to print their tickets at home and transfer their tickets to a friend when they cannot attend an event. The system is being used again this year for baseball at Baum Stadium, football at Donald W. Reynolds Razorback Stadium and basketball at Bud Walton Arena. The addition of on-line ticket sales is now 65% of ticket volume.

Scobey joined the UA athletic staff in 1977 as an assistant athletic ticket manager and became ticket manager in 1983. A native of Warren, Ark., Scobey lives in historic Eureka Springs.



# THE RAZORBACK FOUNDATION, INC.

## RAZORBACK FOUNDATION

### MISSION STATEMENT

The stated mission of the Razorback Foundation, Inc., is to support the athletic endeavors of the University of Arkansas Razorbacks. The Foundation assists our student-athletes by providing for scholarships, facilities and various programs that enable them to realize their dreams of achieving a quality college education while participating in athletics on a nationally competitive level.



### ABOUT THE FOUNDATION

Performing the vital role of supporting the student-athletes at the University of Arkansas with financial support, the Razorback Foundation, Inc., is in its fourth decade of working alongside the athletic department to advance Razorback Athletics.

Over the past several years, with the support of our dedicated members, the Razorback Foundation has experienced dynamic growth in multiple areas. Our membership and annual fund dollars have continued to grow each year and this growth can be directly attributed to the passion and commitment of those who love the Razorbacks. Additionally, the Razorback Foundation played a role in securing Capital gifts, that resulted in the construction of the Fred W. Smith Football Center, which was completed in the summer of 2013.

The Foundation, officially incorporated and relocated off campus in 1988, has also helped provide financial aid for the construction and/or renovation of the Broyles Athletic Center (football and administrative offices), Charlie Baum Stadium at George Cole Field (baseball), John McDonnell Field (outdoor track and field), Randal Tyson Track Center (indoor track and field), Dills Indoor Tennis Center, the George M. Billingsley Tennis Center (outdoor), Donald W. Reynolds Razorback Stadium (football) and Bogle Park (women's softball). In the future, as new facilities are planned and others enhanced, we will again need the support of all those who have a strong desire to provide the very best for our student-athletes and the University of Arkansas.

### MEMBERSHIP LEVELS

The Razorback Foundation's Annual Fund offers a variety of exciting benefits and has several levels of giving, beginning at the \$50 Razorback level and continuing up to Broyles-Matthews Scholarship Platinum at \$20,000 or more.

For more information about giving levels, benefits and other giving opportunities, please contact us at 1-877-436-0013 or GoHogs@RazorbackFoundation.com. More information may also be found at RazorbackFoundation.com.



Facebook.com/razorbackfoundation



Twitter.com/razorfoundation



**SEAN ROCHELLE**  
Executive Director



**BILLYE HAWKINS-VETETO**  
Chief Financial Officer



**JOHN MATSKO**  
Associate Director



**NORM DeBRIYN**  
Associate Director



**MARVIN CASTON**  
Assistant Director



**JOHN GOURLAY**  
Assistant Director



**ELIZABETH SULLIVAN**  
Assistant Director



**CHARLOTTE FAUCETTE**  
Member Relations



**JACKIE ROLLINS**  
Member Relations



**DEBBIE SCOGGIN**  
Member Relations



**JULIA WOODS**  
Member Relations



**JAMIE ROBBINS**  
Receptionist/Member Relations



**LAUREN WALDRIP**  
Intern



**FRANK BROYLES**  
Athletic Director Emeritus



**HAROLD HORTON**  
Executive Director Emeritus



**DONITA RITCHIE**  
Admin. Asst. to Frank Broyles



# TRADITIONS



## A MASCOT LIKE NO OTHER

The wild hogs known as razorbacks native to the Arkansas wilderness bear no resemblance to the typical barnyard pig of today. The untamed razorback hog was a lean, feral animal that was ill-tempered. It fought and defeated anything that crossed its path, man or beast. Turn of the 20th century outdoor magazines lauded the razorback as "the most intelligent of all the hogs and is likewise the most courageous. . . . He has a clear, farseeing eye."

Except for the rare sighting in the Australian Outback, the Razorback only exists today in the form of Arkansas' players and fans. A Russian boar, which closely resembles the wild hog of Hugo Bezdek's day, currently serves as the official live mascot.

Tusk III is cared for by the Stokes family of Dardanelle, Ark., and travels to home games and special events for the Razorbacks. Tusk III is supported by the legacy program known as the Tusk Fund, and fans can participate by sending their support care of the Razorback Foundation, Inc. Tusk III made his debut in 2010 after the unexpected passing of his brother, Tusk II, following Arkansas' AutoZone Liberty Bowl win over ECU in January.

While yearbook references as early as 1914 of a hog on the sideline at football games, a formal live mascot prior to the Tusk line dates back to the 1960s with a series of hogs that represented Arkansas. In addition to appearances at games, they have gained a reputation for fierce behavior.

Big Red III escaped from an exhibit near Eureka Springs in the summer of 1977 and ravaged the countryside before being gunned down by an irate farmer. Another live mascot, Ragnar, was a wild hog captured in south Arkansas by Leola farmer Bill Robinson. Before Ragnar's spree was done, the mighty animal had killed a coyote, a 450-pound domestic pig and seven rattlesnakes. Ragnar died in 1978 of unknown causes.

## THE HOG HAT

It is true; no Razorback fan's closet is complete without an official Hog Hat. The original style was a hard plastic hat with a long snout, rough razorback ridges across the top and wickedly sharp, pointed curly-cue tail. The modern versions are often sculpted from softer material. Regardless, the Hog Hat is undoubt-

edly the most recognized piece of fan apparel in college athletics. Just ask ESPN GameDay's Kirk Herbstreit as he dons the traditional Hog Hat.

## WHY RAZORBACKS?

Arkansas' athletic teams have not always been called the Razorbacks. During the early years of its athletic history, the Cardinal served as the University nickname.

A lot of things changed in 1909, however, when Arkansas football coach Hugo Bezdek called his players "a wild band of Razorback hogs," after guiding his team to a 16-0 victory over Louisiana State on October 30, 1909.

Alluding to the Razorback, characterized by a ridge back and tenacious, wild fighting ability, Bezdek never forgot this idea and often called his team "a fighting band of Razorbacks."

This new nickname became increasingly popular and the student body voted to change the official University mascot from the Cardinal to the Razorbacks in 1910.

In the 1920s, "Woo, Pig, Sooie" was added as the school yell, referred to more commonly as the "Hog Call."

There are dozens of Lions, Tigers and Bears, but in all of college athletics there is only one Razorback. The distinctive logo of the Arkansas teams is officially known as the Profile Hog, but is known to many fans as the Helmet Hog -- a fixture of the football team's helmet for almost half a century.

## A PROPER HOG CALL

A chant of "Woo Pig Sooie" is known worldwide as a Hog Call. Just like any good tradition, there are lots of versions of the Hog Call (even spellings).

A properly executed Hog Call is composed of three "calls," slowly raising one's arms from the knees to above the head during the "Woo." Traditionalists prescribe an eight second "Woo." The fingers should be wiggled and the "Woo" should build in volume and pitch as the arms rise.

Upon completion of the "Woo," both arms are brought straight down with fists clinched as if executing a chin-up while yelling, "Pig". The right arm is extended up and out with the "Sooie."

A full Hog Call -- the kind one will always

hear victorious Razorback teams execute after contests -- requires two more Hog Calls, followed immediately by a "Razor-Backs" yell, coordinated with a pumping motion of the right arm after the third "Sooie." So, in order, the full Hog Call is:

Woooooooo. Pig. Sooie!  
Woooooooo. Pig. Sooie!  
Woooooooo. Pig. Sooie!  
Razorbacks!

## ARKANSAS FIGHT

One of the first tasks of a new Razorback is learning to sing the University of Arkansas fight song. Arkansas Fight was written in the late 1920s. It is a unique tune, fitting of the only college in America with a Razorback mascot. Several other colleges have adapted the tune, but the lyrics remain unique to Arkansas.

Hit that line! Hit that line!  
Keep on going!  
Take that ball right  
down the field!  
Give a cheer. Rah! Rah!  
Never fear. Rah! Rah!  
Arkansas will never yield!  
On your toes, Razorbacks,  
to the finish,  
Carry on with all your might!  
For it's A-A-A-R-K-A-N-S-A-S  
for Arkansas!  
Fight! Fight! Fi-i-i-ight!

## RAZORBACK SPIRIT SQUADS

Along with being a Razorback, serving as a Razorback cheerleader has a long tradition at the University of Arkansas. Currently, the Razorbacks have two squads, a Red and White, that inspire the crowds at all home sporting events.

Arkansas also has a dance team, the Razorback Pom Squad, which performs at halftime of many events. Members of the Pom Squad also serve at baseball games as RBI Girls. Arkansas has a team of uniformed mascots, led by the original Big Red, the Fighting Razorback. Sue E. joined the family along with kid-sized Pork Chop in the late 1990s. Boss Hog is a 9-foot-tall inflatable mascot that rounds out the team.

Jean Nail serves as the coordinator for cheerleaders and mascots.

## THE UA ALMA MATER

Brodie Payne and Henry Tovey wrote the University of Arkansas Alma Mater in the early 1900s. They were inspired by the Ozark Mountain sunrise as it illuminated Old Main.

Pure as the dawn on the brow of thy beauty,  
Watches thy Soul  
from the mountains of God.  
Over the fates of thy children departed,  
Far from the land  
where their footsteps have trod.  
Beacon of hope in the ways dreary lighted,  
Pride of our hearts that are loyal and true.  
From those who adore unto one who  
adores us,  
Mother of Mothers, we sing unto you.





This is . . .

# RAZORBACK COUNTRY

FAYETTEVILLE, ARKANSAS



*Whether you crave the country...*

*Or the city...*

*Northwest Arkansas has something for everyone*







# ASU SUN DEVILS GOLF

