

The Carmel Cup

September 2-4, 2022 | Pebble Beach Golf Links (72)
77-72-73=222 (+6) | 20/48

Round: 3 - Pebble Beach Golf Links - 2022 Carmel Cup - Tee Time: 8:42 - Start Hole: 1																					
Hole	1	2	3	4	5	6	7	8	9	OUT	10	11	12	13	14	15	16	17	18	IN	TOT
Yardage	348	507	340	308	144	463	106	388	370	2974	408	349	176	401	495	336	400	163	454	3182	6156
Par	4	5	4	4	3	5	3	4	4	36	4	4	3	4	5	4	4	3	5	36	72
Score	5	5	4	3	3	7	3	4	4	38	6	4	3	5	5	4	5	2	5	39	77
To Par	+1	+1	+1	E	E	+2	+2	+2	+2	+2	+4	+4	+4	+5	+5	+5	+6	+5	+5	+3	+5

Round: 2 - Pebble Beach Golf Links - 2022 Carmel Cup - Tee Time: 8:26 - Start Hole: 1																					
Hole	1	2	3	4	5	6	7	8	9	OUT	10	11	12	13	14	15	16	17	18	IN	TOT
Yardage	348	507	340	308	144	463	106	388	370	2974	408	349	176	401	495	336	400	163	454	3182	6156
Par	4	5	4	4	3	5	3	4	4	36	4	4	3	4	5	4	4	3	5	36	72
Score	4	5	4	4	3	6	3	3	3	35	4	4	2	5	6	3	5	3	5	37	72
To Par	E	E	E	E	E	+1	+1	E	-1	-1	-1	-1	-2	-1	E	-1	E	E	E	+1	E

Round: 1 - Pebble Beach Golf Links - 2022 Carmel Cup - Tee Time: 7:38 - Start Hole: 1																					
Hole	1	2	3	4	5	6	7	8	9	OUT	10	11	12	13	14	15	16	17	18	IN	TOT
Yardage	348	507	340	308	144	463	106	388	370	2974	408	349	176	401	495	336	400	163	454	3182	6156
Par	4	5	4	4	3	5	3	4	4	36	4	4	3	4	5	4	4	3	5	36	72
Score	5	5	4	3	2	6	3	4	4	36	4	4	3	6	5	5	3	3	4	37	73
To Par	+1	+1	+1	E	-1	E	E	E	E	E	E	E	E	+2	+2	+3	+2	+2	+1	+1	+1

Blessings Collegiate Invitational

October 3-5, 2022 | Blessings Golf Club (72)
79-77-71=227 (+11) | T18/57

Round: 3 - Blessings Golf Club - Blessings Collegiate Invitational - Tee Time: 8:45 - Start Hole: 10																					
Hole	1	2	3	4	5	6	7	8	9	OUT	10	11	12	13	14	15	16	17	18	IN	TOT
Yardage	416	540	155	380	488	331	400	134	323	3167	525	342	390	156	382	524	395	159	382	3255	6422
Par	4	5	3	4	5	4	4	3	4	36	5	4	4	3	4	5	4	3	4	36	72
Score	4	5	2	4	4	4	4	3	3	33	5	4	5	3	5	5	4	3	4	38	71
To Par	+2	+2	+1	+1	E	E	E	E	-1	-3	E	E	+1	+1	+2	+2	+2	+2	+2	+2	-1

Round: 2 - Blessings Golf Club - Blessings Collegiate Invitational - Tee Time: 9:45 - Start Hole: 10																					
Hole	1	2	3	4	5	6	7	8	9	OUT	10	11	12	13	14	15	16	17	18	IN	TOT
Yardage	416	540	155	380	488	331	400	134	323	3167	525	342	390	156	382	524	395	159	382	3255	6422
Par	4	5	3	4	5	4	4	3	4	36	5	4	4	3	4	5	4	3	4	36	72
Score	5	5	4	5	5	4	5	3	3	39	5	5	4	4	5	5	3	3	4	38	77
To Par	+3	+3	+4	+5	+5	+5	+6	+6	+5	+3	E	+1	+1	+2	+3	+3	+2	+2	+2	+2	+5

Round: 1 - Blessings Golf Club - Blessings Collegiate Invitational - Tee Time: 11:30 - Start Hole: 1																					
Hole	1	2	3	4	5	6	7	8	9	OUT	10	11	12	13	14	15	16	17	18	IN	TOT
Yardage	416	540	155	380	488	331	400	134	323	3167	525	342	390	156	382	524	395	159	382	3255	6422
Par	4	5	3	4	5	4	4	3	4	36	5	4	4	3	4	5	4	3	4	36	72
Score	4	4	4	6	5	4	6	5	4	42	5	3	6	3	3	6	4	3	4	37	79
To Par	E	-1	E	+2	+2	+2	+4	+6	+6	+6	+6	+5	+7	+7	+6	+7	+7	+7	+7	+1	+7

Jackson T. Stephens Cup

October 10-11, 2022 | Seminole Golf Club (72)
76-71-79=226 (+10) | T29/39

Round: 3 - Seminole Golf Club - Jackson T. Stephens Cup - Tee Time: 12:55 - Start Hole: 10																					
Hole	1	2	3	4	5	6	7	8	9	OUT	10	11	12	13	14	15	16	17	18	IN	TOT
Yardage	370	350	500	420	170	360	365	170	465	3170	380	340	360	140	440	475	365	160	370	3030	6200
Par	4	4	5	4	3	4	4	3	5	36	4	4	4	3	5	5	4	3	4	36	72
Score	4	4	5	5	3	6	4	3	7	41	4	4	4	3	4	6	5	4	4	38	79
To Par	+2	+2	+3	+3	+5	+5	+5	+7	+5	E	E	E	E	-1	E	+1	+2	+2	+2	+2	+7

Round: 2 - Seminole Golf Club - Jackson T. Stephens Cup - Tee Time: 1:00 - Start Hole: 1																					
Hole	1	2	3	4	5	6	7	8	9	OUT	10	11	12	13	14	15	16	17	18	IN	TOT
Yardage	370	350	500	420	170	360	365	170	465	3170	380	340	360	140	440	475	365	160	370	3030	6200
Par	4	4	5	4	3	4	4	3	5	36	4	4	4	3	5	5	4	3	4	36	72
Score	4	3	5	4	2	4	4	3	5	34	4	4	4	3	5	5	4	3	4	37	71
To Par	E	-1	-1	-1	-2	-2	-2	-2	-2	-2	-2	-2	-1	-1	-1	-1	-1	-1	-1	+1	-1

Round: 1 - Seminole Golf Club - Jackson T. Stephens Cup - Tee Time: 7:35 - Start Hole: 10																					
Hole	1	2	3	4	5	6	7	8	9	OUT	10	11	12	13	14	15	16	17	18	IN	TOT
Yardage	370	350	500	420	170	360	365	170	465	3170	380	340	360	140	440	475	365	160	370	3030	6200
Par	4	4	5	4	3	4	4	3	5	36	4	4	4	3	5	5	4	3	4	36	72
Score	4	4	6	5	3	4	4	4	5	39	4	4	4	4	4	5	4	4	4	37	76
To Par	+1	+1	+2	+3	+3	+3	+3	+4	+4	+3	E	E	E	E	E	+1	E	E	E	+1	+4

Battle at the Beach

October 28-30, 2022 | Club Campestre San José (71)
76-76-72=224 (+11) | T60/88

Round 1 - Oct. 28, 2022																					
Holes	1	2	3	4	5	6	7	8	9	Front	10	11	12	13	14	15	16	17	18	Back	Total
Par	4	3	4	5	4	3	5	4	3	35	4	3	4	5	4	3	4	5	4	36	71
Strokes	4	3	5	6	4	4	3	5	4	3	38	4	4	4	3	4	4	6	5	38	76
To Par			+2	+1						+3		+1		-1	-1	+1		+1	+1	+2	+5

Round 2 - Oct. 29, 2022																					
Holes	1	2	3	4	5	6	7	8	9	Front	10	11	12	13	14	15	16	17	18	Back	Total
Par	4	3	4	5	4	3	5	4	3	35	4	3	4	5	4	3	4	5	4	36	71
Strokes	4	3	3	4	4	5	7	4	3	37	4	3	5	5	4	3	4	7	4	39	76
To Par			-1	-1		+2	+2			+2			+1					+2		+3	+5

Round 3 - Oct. 30, 2022																					
Holes	1	2	3	4	5	6	7	8	9	Front	10	11	12	13	14	15	16	17	18	Back	Total
Par	4	3	4	5	4	3	5	4	3	35	4	3	4	5	4	3	4	5	4	36	71
Strokes	5	3	6	4	3	3	5	4	2	35	5	3	5	5	4	2	4	4	5	37	72
To Par	+1		+2	-1	-1				-1	E	+1		+1			-1		-1	+1	+1	+1

Liz Murphey Collegiate Classic

March 24-26, 2023 | UGA Golf Course (72)
72-73=145 (+1) | T14/84

Round: 2 - University of Georgia Golf Course - Liz Murphey Collegiate Classic - Tee Time: 11:06 - Start Hole: 1																					
Hole	1	2	3	4	5	6	7	8	9	OUT	10	11	12	13	14	15	16	17	18	IN	TOT
Yardage	397	376	178	410	399	356	473	157	386	3132	388	319	511	159	363	371	150	470	488	3219	6351
Par	4	4	3	4	4	4	5	3	4	35	4	4	5	3	4	4	3	5	5	37	72
Score	4	4	4	4	4	4	7	3	5	39	4	3	4	3	4	4	3	5	4	34	73
To Par	E	E	E	+1	+1	+1	+1	+3	+3	+4	+4	+4	+3	+2	+2	+2	+2	+2	+1	-3	+1

Round: 1 - University of Georgia Golf Course - Liz Murphey Collegiate Classic - Tee Time: 10:00 - Start Hole: 1																					
Hole	1	2	3	4	5	6	7	8	9	OUT	10	11	12	13	14	15	16	17	18	IN	TOT
Yardage	397	376	178	410	399	356	473	157	386	3132	388	319	511	159	363	371	150	470	488	3219	6351
Par	4	4	3	4	4	4	5	3	4	35	4	4	5	3	4	4	3	5	5	37	72
Score	4	5	3	4	4	3	5	3	4	35	3	4	5	5	4	4	2	5	5	37	72
To Par	E	+1	+1	+1	+1	E	E	E	E	E	-1	-1	-1	+1	+1	+1	E	E	E	E	E

SEC Championship

April 12-14, 2023 | Greystone Golf and Country Club (72)
79-81-73=233 (+17) | T55/66

Round: 3 - Greystone Golf & Country Club - 2023 SEC Women's Championship - Tee Time: 8:20 - Start Hole: 10																					
Hole	1	2	3	4	5	6	7	8	9	OUT	10	11	12	13	14	15	16	17	18	IN	TOT
Yardage	380	138	506	395	361	501	317	158	362	3118	373	519	383	168	397	360	337	168	478	3183	6301

NCAA Palm Beach Regional

May 8-10, 2023 | PGA National - Champion (72)

75-75-69=219 (+3) | T14/64

Round: 3 - PGA National - Champion - NCAA Women's Golf Regional - Round 3 - Tee Time: 8:11 - Start Hole: 10

Hole	1	2	3	4	5	6	7	8	9	OUT	10	11	12	13	14	15	16	17	18	IN	TOT
Yardage	360	360	510	356	152	468	168	380	363	3117	526	350	378	365	390	146	380	138	508	3181	6298
Par	4	4	5	4	3	5	3	4	4	36	5	4	4	4	4	3	4	3	5	36	72
Score	4	3	5	4	4	5	2	4	3	34	4	4	4	4	4	2	5	3	5	35	69
To Par	-1	-2	-2	-2	-1	-1	-2	-2	-3	-2	-1	-1	-1	-1	-1	-2	-1	-1	-1	-1	-3

Round: 2 - PGA National - Champion - NCAA Women's Golf Regional - Round 3 - Tee Time: 9:17 - Start Hole: 1

Hole	1	2	3	4	5	6	7	8	9	OUT	10	11	12	13	14	15	16	17	18	IN	TOT
Yardage	360	360	510	356	152	468	168	380	363	3117	526	350	378	365	390	146	380	138	508	3181	6298
Par	4	4	5	4	3	5	3	4	4	36	5	4	4	4	4	3	4	3	5	36	72
Score	4	5	5	4	3	7	3	3	3	37	5	4	4	4	4	5	5	3	4	38	75
To Par	E	+1	+1	+1	+1	+3	+3	+2	+1	+1	+1	+1	+1	+1	+1	+1	+3	+4	+4	+3	+2

Round: 1 - PGA National - Champion - NCAA Women's Golf Regional - Round 3 - Tee Time: 8:55 - Start Hole: 1

Hole	1	2	3	4	5	6	7	8	9	OUT	10	11	12	13	14	15	16	17	18	IN	TOT
Yardage	360	360	510	356	152	468	168	380	363	3117	526	350	378	365	390	146	380	138	508	3181	6298
Par	4	4	5	4	3	5	3	4	4	36	5	4	4	4	4	3	4	3	5	36	72
Score	4	4	5	5	3	4	3	4	7	39	5	4	5	4	4	2	4	3	5	36	75
To Par	E	E	E	+1	+1	E	E	E	+3	+3	+3	+3	+3	+4	+4	+4	+3	+3	+3	+3	E

End of Freshman Year

The Carmel Cup

Sept. 1-3, 2023 | Pebble Beach Golf Links (72)
72-72-74=218 (+2) | 21/48

Round 1:																					
Hole	1	2	3	4	5	6	7	8	9	OUT	10	11	12	13	14	15	16	17	18	IN	RD
Yards	348	507	340	308	144	465	106	385	370	2973	408	349	165	365	495	335	400	149	454	3120	6093
Par	4	5	4	4	3	5	3	4	4	36	4	4	3	4	5	4	4	3	5	36	72
Strokes	4	5	4	3	3	5	3	4	4	35	4	4	3	4	5	4	4	3	5	37	72
To Par	E	E	E	-1	-1	-1	-1	-1	-1	-1	-1	-1	-1	-1	-1	-1	-1	E	E	+1	E

Round 2:																						
Hole	1	2	3	4	5	6	7	8	9	OUT	10	11	12	13	14	15	16	17	18	IN	RD	
Yards	348	507	340	308	144	465	106	385	370	2973	408	349	165	365	495	335	400	149	454	3120	6093	
Par	4	5	4	4	3	5	3	4	4	36	4	4	3	4	5	4	4	3	5	36	72	
Strokes	5	5	3	4	3	2	4	4	4	35	4	5	3	3	5	4	4	4	4	5	37	72
To Par	+1	+1	E	E	E	E	-1	-1	-1	-1	-1	E	E	-1	-1	-1	-1	E	E	+1	E	

Round 3:																					
Hole	1	2	3	4	5	6	7	8	9	OUT	10	11	12	13	14	15	16	17	18	IN	RD
Yards	348	507	340	308	144	465	106	385	370	2973	408	349	165	365	495	335	400	149	454	3120	6093
Par	4	5	4	4	3	5	3	4	4	36	4	4	3	4	5	4	4	3	5	36	72
Strokes	5	5	4	4	4	4	4	4	4	37	5	4	3	4	5	4	4	3	5	37	74
To Par	+1	+1	+1	+1	+2	+1	+1	+1	+1	+1	+2	+2	+2	+2	+2	+2	+2	+2	+2	+1	E

Blessings Collegiate Invitational

Oct. 2-4, 2023 | Blessings Golf Club (72)
75-72=147 (+3) | T16/50
Final round suspended due to weather

Round 1:																						
Hole	1	2	3	4	5	6	7	8	9	OUT	10	11	12	13	14	15	16	17	18	IN	RD	
Yards	416	540	155	380	488	331	437	136	323	3206	531	342	390	160	412	524	395	159	384	3297	6503	
Par	4	5	3	4	5	4	4	3	4	36	5	4	4	3	4	5	4	3	4	36	72	
Strokes	3	5	4	5	4	6	4	3	3	38	4	3	3	6	3	4	5	4	4	4	37	75
To Par	-1	-1	E	E	E	E	+2	+3	+2	+2	+1	E	E	+2	+2	+2	+2	+3	+3	+1	+3	

Round 2:																						
Hole	1	2	3	4	5	6	7	8	9	OUT	10	11	12	13	14	15	16	17	18	IN	RD	
Yards	416	540	155	380	488	331	437	136	323	3206	531	342	390	160	412	524	395	159	384	3297	6503	
Par	4	5	3	4	5	4	4	3	4	36	5	4	4	3	4	5	4	3	4	36	72	
Strokes	3	5	4	5	4	3	3	3	3	34	6	4	4	2	4	6	4	4	4	3	38	72
To Par	+1	+1	+2	+3	+2	+1	E	E	E	-2	+1	+1	+1	E	E	+1	+1	+2	+2	+2	E	

Jackson T. Stephens Cup

October 9-10, 2023 | Trinity Golf Club (72)
71-73-71=215 (-1) | T12/39

Round 1:																					
Hole	1	2	3	4	5	6	7	8	9	OUT	10	11	12	13	14	15	16	17	18	IN	RD
Yards	359	471	148	403	546	387	378	164	390	3246	516	175	385	409	287	373	514	130	431	3220	6466
Par	4	5	3	4	5	4	4	3	4	36	5	3	4	4	4	4	5	3	4	36	72
Strokes	4	4	3	6	5	3	4	3	5	37	5	3	4	3	4	3	5	3	4	34	71
To Par	-2	-3	-3	-1	-1	-2	-2	-2	-1	+1	E	E	E	-1	-1	-2	-2	-2	-2	-2	-1

Round 2:																					
Hole	1	2	3	4	5	6	7	8	9	OUT	10	11	12	13	14	15	16	17	18	IN	RD
Yards	359	471	148	403	546	387	378	164	390	3246	516	175	385	409	287	373	514	130	431	3220	6466
Par	4	5	3	4	5	4	4	3	4	36	5	3	4	4	4	4	5	3	4	36	72
Strokes	4	5	2	4	5	4	4	4	4	36	5	4	4	6	3	4	4	3	4	37	73
To Par	E	E	-1	-1	-1	-1	-1	E	E	E	E	+1	+1	+3	+2	+2	+1	+1	+1	+1	+1

Round 3:																					
Hole	1	2	3	4	5	6	7	8	9	OUT	10	11	12	13	14	15	16	17	18	IN	RD
Yards	359	471	148	403	546	387	378	164	390	3246	516	175	385	409	287	373	514	130	431	3220	6466
Par	4	5	3	4	5	4	4	3	4	36	5	3	4	4	4	4	5	3	4	36	72
Strokes	4	4	3	5	6	4	3	3	4	36	4	4	4	3	3	5	4	3	4	35	71
To Par	-1	-2	-2	-1	E	E	-1	-1	-1	E	-1	E	E	E	-1	E	-1	-1	-1	-1	-1

Purdue Puerto Rico Classic

February 4-6, 2024 | Grand Reserve Golf Club (72)
72-72-70=214 (-2) | T11/90

Round 1: Grand Reserve GC - Championship Course																					
Hole	1	2	3	4	5	6	7	8	9	OUT	10	11	12	13	14	15	16	17	18	IN	RD
Yards	397	493	359	389	486	157	362	159	349	3151	372	136	378	344	368	534	143	346	533	3154	6305
Par	4	5	4	4	5	3	4	3	4	36	4	3	4	4	4	5	3	4	5	36	72
Strokes	6	5	4	4	4	3	4	3	4	37	3	3	5	4	4	5	3	3	5	35	72
To Par	+2	+2	+2	+2	+1	+1	+1	+1	+1	+1	E	E	+1	+1	+1	+1	E	E	-1	E	

Round 2: Grand Reserve GC - Championship Course																					
Hole	1	2	3	4	5	6	7	8	9	OUT	10	11	12	13	14	15	16	17	18	IN	RD
Yards	397	493	359	389	486	157	362	159	349	3151	372	136	378	344	368	534	143	346	533	3154	6305
Par	4	5	4	4	5	3	4	3	4	36	4	3	4	4	4	5	3	4	5	36	72
Strokes	5	5	4	4	4	3	4	4	3	36	4	3	4	5	4	4	3	5	4	36	72
To Par	+1	+1	+1	+1	E	E	E	+1	E	E	E	E	E	+1	+1	E	E	+1	E	E	E

Round 3: Grand Reserve GC - Championship Course																					
Hole	1	2	3	4	5	6	7	8	9	OUT	10	11	12	13	14	15	16	17	18	IN	RD
Yards	397	493	359	389	486	157	362	159	349	3151	372	136	378	344	368	534	143	346	533	3154	6305
Par	4	5	4	4	5	3	4	3	4	36	4	3	4	4	4	5	3	4	5	36	72
Strokes	4	5	4	5	4	3	4	2	4	35	4	3	5	4	3	4	2	4	6	35	70
To Par	E	E	E	+1	E	E	E	-1	-1	-1	-1	-1	E	E	-1	-2	-3	-3	-2	-1	-2

Moon Golf Invitational

February 17-20, 2024 | Suntree Golf Club (72)
74-73-76=223 (+7) | 9/90

Round 1: Suntree CC - Classic																						
Hole	1	2	3	4	5	6	7	8	9	OUT	10	11	12	13	14	15	16	17	18	IN	RD	
Yards	395	553	165	372	515	350	160	380	385	3275	515	360	355	387	178	383	170	365	515	3228	6503	
Par	4	5	3	4	5	4	3	4	4	36	5	4	4	4	3	4	3	4	5	36	72	
Strokes	5	4	3	4	5	4	2	4	6	37	6	3	3	4	4	2	4	3	4	7	37	74
To Par	+1	E	E	E	E	E	-1	-1	+1	+1	+2	+1	+1	+1	E	E	E	E	+2	+1	+2	

Round 2: Suntree CC - Classic																					
Hole	1	2	3	4	5	6	7	8	9	OUT	10	11	12	13	14	15	16	17	18	IN	RD
Yards	395	553	165	372	515	350	160	380	385	3275	515	360	355	387	178	383	170	365	515	3228	6503
Par	4	5	3	4	5	4	3	4	4	36	5	4	4	4	3	4	3	4	5	36	72
Strokes	4	5	3	5	6	4	3	4	3	37	4	4	4	4	3	4	3	5	5	36	73
To Par	E	E	E	+1	+2	+2	+2	+2	+1	+1	E	E	E	E	E	E	E	+1	+1	E	+1

Round 3: Suntree CC - Classic																					
Hole	1	2	3	4	5	6	7	8	9	OUT	10	11	12	13	14	15	16	17	18	IN	RD
Yards	395	553	165	372	515	350	160	380	385	3275	515	360	355	387	178	383	170	365	515	3228	6503
Par	4	5	3	4	5	4	3	4	4	36	5	4	4	4	3	4	3	4	5	36	72
Strokes	4	7	4	5	4	4	3	4	4	39	4	5	4	4	3	5	3	5	4	37	76
To Par	E	+2	+3	+4	+3	+3	+3	+3	+3	+3	+2	+3	+3	+3	+3	+4	+4	+5	+4	+1	+4

Darius Rucker Intercollegiate

March 4-6, 2024 | Long Cove Club (71)
71-77-73=221 (+8) | T54/89

Round 1: Long Cove Club																			
Hole	1	2	3	4	5	6	7	8	9	OUT	10	11	12</						

MountainView Collegiate

March 15-17, 2024 | The Preserve Golf Club (72)
72-72-73=217 (+1) | T23/81

Round 1: The Preserve GC At Saddlebrooke																					
Hole	1	2	3	4	5	6	7	8	9	OUT	10	11	12	13	14	15	16	17	18	IN	RD
Yards	366	343	496	137	379	147	362	520	380	3130	501	152	360	354	144	358	592	355	399	3215	6345
Par	4	4	5	3	4	3	4	5	4	36	5	3	4	4	3	4	5	4	4	36	72
Strokes	3	4	5	2	4	3	4	5	4	34	5	4	4	4	3	4	5	4	5	38	72
To Par	-1	-1	-1	-2	-2	-2	-2	-2	-2	-2	-2	-1	-1	-1	-1	-1	-1	-1	E	+2	E

Round 2: The Preserve GC At Saddlebrooke																					
Hole	1	2	3	4	5	6	7	8	9	OUT	10	11	12	13	14	15	16	17	18	IN	RD
Yards	366	343	496	137	379	147	362	520	380	3130	501	152	360	354	144	358	592	355	399	3215	6345
Par	4	4	5	3	4	3	4	5	4	36	5	3	4	4	3	4	5	4	4	36	72
Strokes	3	4	5	4	2	5	4	4	3	35	4	3	4	5	4	3	5	5	4	37	72
To Par	-1	-1	-1	E	E	-1	E	-1	-1	-1	-2	-2	-2	-1	E	-1	-1	E	E	+1	E

Round 3: The Preserve GC At Saddlebrooke																					
Hole	1	2	3	4	5	6	7	8	9	OUT	10	11	12	13	14	15	16	17	18	IN	RD
Yards	366	343	496	137	379	147	362	520	380	3130	501	152	360	354	144	358	592	355	399	3215	6345
Par	4	4	5	3	4	3	4	5	4	36	5	3	4	4	3	4	5	4	4	36	72
Strokes	4	4	4	3	5	3	4	6	4	37	5	3	4	4	2	5	4	4	5	36	73
To Par	E	E	-1	-1	E	E	E	+1	+1	+1	+1	+1	+1	E	+1	E	E	+1	E	+1	+1

The Bruzzy

March 30-31, 2024 | Dornick Hills (70)
75-69-74=218 (+8) | T19/72

Round 1: Dornick Hills GCC																					
Hole	1	2	3	4	5	6	7	8	9	OUT	10	11	12	13	14	15	16	17	18	IN	RD
Yards	392	165	379	157	390	516	348	176	396	2919	401	347	382	371	278	319	521	162	371	3152	6071
Par	4	3	4	3	4	5	4	3	4	34	4	4	4	4	4	4	5	3	4	36	70
Strokes	2	4	4	3	4	5	4	2	7	35	4	5	5	4	4	5	6	4	3	40	75
To Par	-2	-1	-1	-1	-1	-1	-1	-2	+1	+1	+1	+2	+3	+3	+3	+4	+5	+6	+5	+4	+5

Round 2: Dornick Hills GCC																					
Hole	1	2	3	4	5	6	7	8	9	OUT	10	11	12	13	14	15	16	17	18	IN	RD
Yards	392	165	379	157	390	516	348	176	396	2919	401	347	382	371	278	319	521	162	371	3152	6071
Par	4	3	4	3	4	5	4	3	4	34	4	4	4	4	4	4	5	3	4	36	70
Strokes	4	3	4	3	3	6	5	3	3	34	4	3	4	4	4	3	5	4	4	35	69
To Par	E	E	E	E	-1	E	+1	+1	E	E	E	-1	-1	-1	-1	-2	-2	-1	-1	-1	-1

Round 3: Dornick Hills GCC																					
Hole	1	2	3	4	5	6	7	8	9	OUT	10	11	12	13	14	15	16	17	18	IN	RD
Yards	392	165	379	157	390	516	348	176	396	2919	401	347	382	371	278	319	521	162	371	3152	6071
Par	4	3	4	3	4	5	4	3	4	34	4	4	4	4	4	4	5	3	4	36	70
Strokes	4	3	5	3	5	4	4	5	3	36	4	5	3	3	4	4	7	3	5	38	74
To Par	E	E	+1	+1	+2	+1	+1	+3	+2	+2	+2	+3	+2	+1	+1	+1	+3	+3	+4	+2	+4

SEC Championship

April 12-14, 2024 | Pelican Golf Club (70)
70-76-78=224 (+14) | T57/75


Round 1: Pelican GC																					
Hole	1	2	3	4	5	6	7	8	9	OUT	10	11	12	13	14	15	16	17	18	IN	RD
Yards	312	389	182	408	360	369	495	425	158	3098	420	290	143	369	529	191	388	340	382	3052	6150
Par	4	4	3	4	4	4	5	4	3	35	4	4	3	4	5	3	4	4	4	35	70
Strokes	5	4	3	4	4	4	3	4	3	34	4	4	3	4	5	3	5	4	4	36	70
To Par	+1	+1	+1	+1	+1	+1	-1	-1	-1	-1	-1	-1	-1	-1	-1	-1	E	E	E	+1	E

Round 2: Pelican GC																					
Hole	1	2	3	4	5	6	7	8	9	OUT	10	11	12	13	14	15	16	17	18	IN	RD
Yards	312	389	182	408	360	369	495	425	158	3098	420	290	143	369	529	191	388	340	382	3052	6150
Par	4	4	3	4	4	4	5	4	3	35	4	4	3	4	5	3	4	4	4	35	70
Strokes	4	4	3	5	4	5	6	5	3	39	4	3	3	5	5	4	5	4	4	37	76
To Par	E	E	E	+1	+1	+2	+3	+4	+4	+4	+4	+3	+3	+4	+4	+5	+6	+6	+6	+2	+6

Round 3: Pelican GC																					
Hole	1	2	3	4	5	6	7	8	9	OUT	10	11	12	13	14	15	16	17	18	IN	RD
Yards	312	389	182	408	360	369	495	425	158	3098	420	290	143	369	529	191	388	340	382	3052	6150
Par	4	4	3	4	4	4	5	4	3	35	4	4	3	4	5	3	4	4	4	35	70
Strokes	4	4	4	4	4	4	4	5	5	38	4	3	5	4	6	3	4	4	7	40	78
To Par	E	E	+1	+1	+1	+1	E	+1	+3	+3	+3	+2	+4	+4	+5	+5	+5	+5	+8	+5	+8

SEC Championship Match Play QF

April 15, 2024 | Pelican Golf Club (70)
W, 1UP vs. Bohyun Park/Texas




Reagan Zibilski
Arkansas

Match 5

TIED

17th Hole



Jennie Park
Texas A&M

Pelican GC																					
Hole	1	2	3	4	5	6	7	8	9	OUT	10	11	12	13	14	15	16	17	18	IN	RD
Yards	312	397	182	408	360	369	495	425	158	3098	420	290	143	369	529	191	388	340	382	3052	6150
Par	4	4	3	4	4	4	5	4	3	36	4	4	3	4	5	3	4	4	4	36	72
Strokes	3	4	3	4	4	4	3	4	4	35	4	3	4	4	4	4	4	4	4	36	72
To Par	E	E	-1	E	E	E	-1	-1	-1	-1	-1	-1	-1	-1	-1	-1	-1	-1	-1	-1	-1

NCAA Las Vegas Regional

May 6-8, 2024 | Spanish Trail CC (72)
74-76-76=226 (+10) | T36/69

Round 1: Spanish Trail CC - Sunrise/Canyon																					
Hole	1	2	3	4	5	6	7	8	9	OUT	10	11	12	13	14	15	16	17	18	IN	RD
Yards	365	178	365	368	397	545	210	540	388	3356	386	525	160	396	182	384	378	388	510	3309	6665
Par	4	3	5	4	3	4	5	4	4	36	4	3	4	4	4	5	3	5	4	36	72
Strokes	4	3	4	5	4	5	4	5	6	40	3	6	3	4	4	4	4	4	4	34	74
To Par	E	E	-1	E	+1	+2	+1	+2	+4	+4	+3	+6	+5	+5	+3	+2	+3	+2	+2	-2	+2

Round 2: Spanish Trail CC - Sunrise/Canyon																					
Hole	1	2	3	4	5	6	7	8	9	OUT	10	11	12	13	14	15	16	17	18	IN	RD
Yards	365	178	365	368	397	545	210	540	388	3356	386	525	160	396	182	384	378	388	510	3309	6665
Par	4	3	5	4	3	4	5	4	4	36	4	3	4	4	4	5	3	5	4	36	72
Strokes	4	3	5	4	6	4	4	5	4	39	4	6	3	4	4	4	5	4	3	37	76
To Par	E	E	E	E	+3	+3	+2	+3	+3	+3	+3	+6	+5	+5	+5	+4	+6	+5	+4	+1	+4

Round 3: Spanish Trail CC - Sunrise/Canyon																					
Hole	1	2	3	4	5	6	7	8	9	OUT	10	11	12	13	14	15	16	17	18	IN	RD
Yards	365	178	365	368	397	545	210	540	388	3356	386	525	160	396	182	384	378	388	510	3309	6665
Par	4	3	5	4	3	4	5	4	4	36	4	3	4	4	4	5	3	5	4	36	72
Strokes	4	3	4	4	5	5	5	5	4	37	4	5	3	5	4	4	4	5	5	39	76
To Par	E	E	-1	-1	+1	+2	E	+1	+1	+1	+1	+3	+2	+3	+3	+2	+3	+3	+4	+3	+4

NCAA Championship

May 17-20, 2024 | Omni La Costa Resort & Spa (72)
78-80-78+74=310 (+22) | T78/164

Round 1: Omni La Costa Resort & Spa - Champions																					
Hole	1	2	3	4	5	6	7	8	9	OUT	10	11	12	13	14	15	16	17	18	IN	RD
Yards	357	531	163	351	370	513	430	102	364	3181	521	318	190	396	386	312	140	356	497	3116	6297
Par	4	5	3	4	4	5	4	3	4	36	5	4	3	4	4	4	3	4	5	36	72
Strokes	4	5	3	3	4	5	5	3	4	36	4	4	3	5	6	5	4	4	7	42	78
To Par	E	E	E	-1	-1	-1	E</														

The Carmel Cup

Aug. 30-Sept. 1, 2024 | Pebble Beach Golf Links (72)
75-78-81=234 (+18) | T33/48

Round 1: Pebble Beach Resorts																					
Hole	1	2	3	4	5	6	7	8	9	OUT	10	11	12	13	14	15	16	17	18	IN	RD
Yards	349	509	340	308	145	465	107	388	362	2973	408	349	176	401	490	338	400	166	454	3182	6155
Par	4	5	4	4	3	5	3	4	4	36	4	4	3	4	5	4	4	3	5	36	72
Strokes	4	5	4	3	2	6	3	5	4	36	4	4	4	5	5	5	4	3	5	39	75
To Par	E	E	E	-1	-2	-1	-1	E	E	E	E	E	+1	+2	+2	+3	+3	+3	+3	+3	+3

Round 2: Pebble Beach Resorts																					
Hole	1	2	3	4	5	6	7	8	9	OUT	10	11	12	13	14	15	16	17	18	IN	RD
Yards	349	509	340	308	145	465	107	388	362	2973	408	349	176	401	490	338	400	166	454	3182	6155
Par	4	5	4	4	3	5	3	4	4	36	4	4	3	4	5	4	4	3	5	36	72
Strokes	4	5	5	4	3	6	3	4	4	38	4	5	3	6	5	5	4	3	5	40	78
To Par	E	E	+1	+1	+1	+2	+2	+2	+2	+2	+2	+3	+3	+5	+5	+6	+6	+6	+6	+4	+6

Round 3: Pebble Beach Resorts																					
Hole	1	2	3	4	5	6	7	8	9	OUT	10	11	12	13	14	15	16	17	18	IN	RD
Yards	349	509	340	308	145	465	107	388	362	2973	408	349	176	401	490	338	400	166	454	3182	6155
Par	4	5	4	4	3	5	3	4	4	36	4	4	3	4	5	4	4	3	5	36	72
Strokes	6	5	4	4	4	5	3	5	4	40	4	4	4	5	7	3	4	4	6	41	81
To Par	+2	+2	+2	+2	+3	+3	+3	+4	+4	+4	+4	+4	+5	+6	+8	+7	+7	+8	+9	+5	+9

Blessings Collegiate Invitational

Oct. 2-4, 2023 | Blessings Golf Club (72)
70-71-72=213 (-3) | 3/54

Round 1: Blessings GC																					
Hole	1	2	3	4	5	6	7	8	9	OUT	10	11	12	13	14	15	16	17	18	IN	RD
Yards	416	547	146	380	488	331	437	136	323	3204	531	342	390	160	412	524	395	159	384	3297	6501
Par	4	5	3	4	5	4	4	3	4	36	5	4	4	3	4	5	4	3	4	36	72
Strokes	4	5	4	4	5	3	5	2	4	36	4	4	3	4	4	5	4	3	4	34	70
To Par	E	E	+1	+1	+1	E	+1	E	E	E	-1	-2	-2	-2	-2	-2	-2	-2	-2	-2	-2

Round 2: Blessings GC																					
Hole	1	2	3	4	5	6	7	8	9	OUT	10	11	12	13	14	15	16	17	18	IN	RD
Yards	416	547	146	380	488	331	437	136	323	3204	531	342	390	160	412	524	395	159	384	3297	6501
Par	4	5	3	4	5	4	4	3	4	36	5	4	4	3	4	5	4	3	4	36	72
Strokes	3	4	3	4	5	4	5	2	7	37	4	4	3	3	5	5	4	3	4	34	71
To Par	-3	-4	-4	-4	-4	-4	-3	-4	-1	+1	-1	-2	-3	-3	-2	-2	-2	-2	-2	-2	-1

Round 3: Blessings GC																					
Hole	1	2	3	4	5	6	7	8	9	OUT	10	11	12	13	14	15	16	17	18	IN	RD
Yards	416	547	146	380	488	331	437	136	323	3204	531	342	390	160	412	524	395	159	384	3297	6501
Par	4	5	3	4	5	4	4	3	4	36	5	4	4	3	4	5	4	3	4	36	72
Strokes	3	5	3	4	5	4	4	3	4	35	4	4	3	4	4	4	5	3	4	37	72
To Par	-1	-1	-1	-1	-1	-1	-1	-1	-1	-1	-2	-3	-1	E	E	-1	E	E	E	+1	E

Dale McNamara Invitational

Oct. 21-22, 2024 | Cedar Ridge Country Club (71)
73-63-72=208 (-5) | 1/84

Round 1: Cedar Ridge CC																					
Hole	1	2	3	4	5	6	7	8	9	OUT	10	11	12	13	14	15	16	17	18	IN	RD
Yards	499	146	365	374	510	158	397	404	387	3240	404	366	364	190	499	150	380	401	372	3126	6366
Par	5	3	4	4	5	3	4	4	4	36	4	4	4	3	5	3	4	4	4	35	71
Strokes	5	3	4	4	5	3	5	3	5	38	3	4	4	4	4	3	4	4	3	30	63
To Par	E	E	E	E	+1	+1	+2	+1	+2	+2	+1	+1	+1	+2	+1	+1	+1	+2	+2	E	+2

Round 2: Cedar Ridge CC																					
Hole	1	2	3	4	5	6	7	8	9	OUT	10	11	12	13	14	15	16	17	18	IN	RD
Yards	499	146	365	374	510	158	397	404	387	3240	404	366	364	190	499	150	380	401	372	3126	6366
Par	5	3	4	4	5	3	4	4	4	36	4	4	4	3	5	3	4	4	4	35	71
Strokes	5	3	4	4	5	3	4	4	4	33	4	4	4	3	4	2	4	4	3	30	63
To Par	E	E	E	E	-2	-3	-3	-3	-3	-3	-3	-3	-5	-5	-6	-7	-7	-7	-8	-5	-8

Round 3: Cedar Ridge CC																					
Hole	1	2	3	4	5	6	7	8	9	OUT	10	11	12	13	14	15	16	17	18	IN	RD
Yards	499	146	365	374	510	158	397	404	387	3218	404	366	364	190	499	150	380	401	372	3126	6344
Par	5	3	4	4	5	3	4	4	4	36	4	4	4	3	5	3	4	4	4	35	71
Strokes	5	3	5	4	6	3	4	4	4	38	4	3	4	3	4	2	6	4	4	34	72
To Par	E	E	+1	+1	+2	+2	+2	+2	+2	+2	+2	+1	+1	+1	E	-1	+1	+1	+1	-1	+1

Jackson T. Stephens Cup

Oct. 21-22, 2024 | Oklahoma Golf & CC (70)
74-73-71=218 (+8) | 5/36


Round 1: Oklahoma City GCC																					
Hole	1	2	3	4	5	6	7	8	9	OUT	10	11	12	13	14	15	16	17	18	IN	RD
Yards	365	367	170	400	498	161	405	292	397	3055	385	175	280	535	383	139	444	399	423	3163	6218
Par	4	4	3	4	5	3	4	4	4	35	4	3	4	5	4	3	4	4	4	35	70
Strokes	5	4	3	4	5	3	4	4	4	37	4	3	4	5	4	3	5	5	4	37	74
To Par	+3	+3	+3	+3	+3	+3	+3	+3	+3	+4	+2	E	E	E	E	E	+1	+2	+2	+2	+4

Round 2: Oklahoma City GCC																					
Hole	1	2	3	4	5	6	7	8	9	OUT	10	11	12	13	14	15	16	17	18	IN	RD
Yards	365	367	170	400	498	161	405	292	397	3055	385	175	280	535	383	139	444	399	423	3163	6218
Par	4	4	3	4	5	3	4	4	4	35	4	3	4	5	4	3	4	4	4	35	70
Strokes	3	5	4	5	4	3	5	3	4	36	4	4	5	4	3	5	4	4	4	37	73
To Par	+1	+2	+3	+4	+3	+3	+4	+3	+3	+1	E	+1	+1	+1	+1	+1	+2	+2	+2	+2	+3


Round 3: Oklahoma City GCC																					
Hole	1	2	3	4	5	6	7	8	9	OUT	10	11	12	13	14	15	16	17	18	IN	RD
Yards	365	367	170	400	498	161	405	292	397	3055	385	175	280	535	383	139	444	399	423	3163	6218
Par	4	4	3	4	5	3	4	4	4	35	4	3	4	5	4	3	4	4	4	35	70
Strokes	5	4	3	4	4	3	4	5	4	36	3	3	4	5	4	3	4	4	5	35	71
To Par	+1	+1	+1	+1	E	E	E	+1	+1	+1	E	E	E	E	E	E	E	E	+1	E	+1

Jackson T. Stephens Cup Match Play

Oct. 23, 2024 | Oklahoma Golf & CC (70)
L, 4&3 vs. Darae Chung/Oregon


 Reagan Zibilski
Arkansas

Match 3
4&3
 Result


 Darae Chung
Oregon

Oklahoma City GCC

Holes	1	2	3	4	5	6	7	8	9	10	11	12	13	14	15	16	17	18
Reagan Zibilski	4	4	2	4	4	3	5	4	4	5	3	4	5	5	3	-	-	-
Darae Chung	4	4	3	4	5	3	4	3	4	3	3	4	2	4	5	4	3	-

Purdue Puerto Rico Classic

February 2-4, 2025 | Grand Reserve Golf Club (72)
74-72-69=214 (-2) | T7/100

Round 1: Grand Reserve GC - Championship Course																					
Hole	1	2	3	4	5	6	7	8	9	OUT	10	11	12	13	14	15	16	17	18	IN	RD
Yards	397	493	359	389	486	157	362	159	349	3151	372	136	378	344	368	534	143	346	533	3154	6305
Par	4	5	4	4	5	3	4	3	4	36	4	3	4	4	4	5	3	4	5	36	72
Strokes	4	6	4	4	5	2	6	2	4	37	4	3	4	4	5	5	3	4	5	37	74
To Par	E	+1	+1	+1	+1	E	+2	+1	+1	+1	+1	+1	+1	+1	+1	+2	+2	+2	+2	+1	+2

Round 2: Grand Reserve GC - Championship Course																					
Hole	1	2	3	4	5	6	7	8	9	OUT	10	11	12	13	14	15	16	17	18	IN	RD
Yards	397	493	359	389	486	157	362	159	349	3151	372	13									

Chevron Collegiate

February 24-25, 2025 | Golf Club of Houston (72)
69-75-70=214 (-2) | T25/90

Round 1: GC Of Houston - Tournament																					
Hole	1	2	3	4	5	6	7	8	9	OUT	10	11	12	13	14	15	16	17	18	IN	RD
Yards	350	393	373	470	327	360	145	522	169	3109	299	389	295	478	165	563	158	391	356	3094	6203
Par	4	4	4	5	4	4	3	5	3	36	4	4	4	5	3	5	3	4	4	36	72
Strokes	4	4	4	5	4	4	3	4	3	35	3	3	4	4	4	4	3	4	4	34	69
To Par	-1	-1	-1	-1	-1	-1	-2	-2	-1	-1	-3	-3	E	-1	E	-1	-1	-1	-1	-2	-3

Round 2: GC Of Houston - Tournament																					
Hole	1	2	3	4	5	6	7	8	9	OUT	10	11	12	13	14	15	16	17	18	IN	RD
Yards	350	393	373	470	327	360	145	522	169	3109	299	389	295	478	165	563	158	391	356	3094	6203
Par	4	4	4	5	4	4	3	5	3	36	4	4	4	5	3	5	3	4	4	36	72
Strokes	4	4	4	5	4	6	2	5	3	37	4	5	4	4	3	7	3	4	4	38	75
To Par	+1	+1	+1	+1	+1	+3	+2	+2	+2	+1	+2	+3	E	-1	-1	+1	+1	+1	+1	+2	+3

Round 3: GC Of Houston - Tournament																					
Hole	1	2	3	4	5	6	7	8	9	OUT	10	11	12	13	14	15	16	17	18	IN	RD
Yards	350	393	373	470	327	360	145	522	169	3109	299	389	295	478	165	563	158	391	356	3094	6203
Par	4	4	4	5	4	4	3	5	3	36	4	4	4	5	3	5	3	4	4	36	72
Strokes	5	5	4	5	3	4	3	4	3	36	3	4	4	5	3	5	3	4	3	34	70
To Par	-3	-2	-2	-2	-1	-1	-1	-2	-2	E	-3	-3	-3	-3	-3	-3	-3	-3	-4	-2	-2

Darius Rucker Intercollegiate

March 3-5, 2025 | Long Cove Club (71)
72-72-74=218 (+5) | T13/90

Round 1: Long Cove Club																					
Hole	1	2	3	4	5	6	7	8	9	OUT	10	11	12	13	14	15	16	17	18	IN	RD
Yards	389	162	502	359	313	517	401	154	379	3176	381	371	400	128	370	533	384	180	425	3172	6348
Par	4	3	5	4	4	5	4	3	4	36	4	4	4	3	4	5	4	3	4	35	71
Strokes	4	3	4	4	3	5	4	3	4	34	5	4	5	3	6	5	4	2	4	38	72
To Par	E	E	-1	-1	-2	-2	-2	-2	-2	-2	-1	-1	E	E	+2	+2	+2	+1	+1	+3	+1

Round 2: Long Cove Club																					
Hole	1	2	3	4	5	6	7	8	9	OUT	10	11	12	13	14	15	16	17	18	IN	RD
Yards	369	162	509	362	317	527	390	165	385	3186	387	368	385	137	380	530	389	176	385	3137	6323
Par	4	3	5	4	4	5	4	3	4	36	4	4	4	3	4	5	4	3	4	35	71
Strokes	4	3	5	4	3	4	4	4	4	35	4	4	4	3	5	5	4	3	5	37	72
To Par	+2	+2	+2	+2	+1	E	E	+1	+1	-1	E	E	E	E	+1	+1	+1	+1	+2	+2	+1

Round 3: Long Cove Club																					
Hole	1	2	3	4	5	6	7	8	9	OUT	10	11	12	13	14	15	16	17	18	IN	RD
Yards	369	162	509	362	317	527	390	165	385	3186	387	368	385	137	380	530	389	176	385	3137	6323
Par	4	3	5	4	4	5	4	3	4	36	4	4	4	3	4	5	4	3	4	35	71
Strokes	4	3	6	4	5	6	4	3	5	40	4	3	5	2	4	5	4	3	4	34	74
To Par	E	E	+1	+1	+2	+3	+3	+3	+4	+4	+4	+3	+4	+3	+3	+3	+3	+3	+3	-1	+3

Betsy Rawls Invitational

March 17-18, 2025 | UT Golf Club (72)
75-76-80=231 (+15) | T20/78

Round 1: The University Of Texas GC																					
Hole	1	2	3	4	5	6	7	8	9	OUT	10	11	12	13	14	15	16	17	18	IN	RD
Yards	348	174	392	356	461	374	385	159	553	3202	379	526	166	363	531	359	186	400	361	3271	6473
Par	4	3	4	4	5	4	4	3	5	36	4	5	3	4	5	4	3	4	4	36	72
Strokes	3	4	4	4	5	4	6	5	4	39	3	5	3	4	5	4	4	4	4	36	75
To Par	E	+1	+1	+1	+1	+1	+3	+5	+4	+3	+3	E	E	E	E	E	+1	+1	+1	E	+3

Round 2: The University Of Texas GC																					
Hole	1	2	3	4	5	6	7	8	9	OUT	10	11	12	13	14	15	16	17	18	IN	RD
Yards	348	174	392	356	461	374	385	159	553	3202	379	526	166	363	531	359	186	400	361	3271	6473
Par	4	3	4	4	5	4	4	3	5	36	4	5	3	4	5	4	3	4	4	36	72
Strokes	4	4	4	4	5	4	5	3	5	38	4	5	3	4	6	4	3	4	5	38	76
To Par	+2	+3	+3	+3	+3	+3	+4	+4	+4	+2	+4	E	E	E	+1	+1	+1	+1	+2	+2	+4

Round 3: The University Of Texas GC																					
Hole	1	2	3	4	5	6	7	8	9	OUT	10	11	12	13	14	15	16	17	18	IN	RD
Yards	348	174	392	356	461	374	385	159	553	3202	379	526	166	363	531	359	186	400	361	3271	6473
Par	4	3	4	4	5	4	4	3	5	36	4	5	3	4	5	4	3	4	4	36	72
Strokes	4	3	5	4	7	4	5	3	6	41	5	4	3	4	7	4	4	4	4	39	80
To Par	E	E	+1	+1	+3	+3	+4	+4	+5	+5	+6	+5	+5	+5	+7	+7	+8	+8	+8	+3	+8

Clemson Invitational

March 28-30, 2025 | Reserve at Lake Keowee (72)
71-71-70=212 (-4) | T24/84

Round 1: The Reserve At Lake Keowee																					
Hole	1	2	3	4	5	6	7	8	9	OUT	10	11	12	13	14	15	16	17	18	IN	RD
Yards	398	535	351	166	535	363	160	397	361	3266	379	533	166	364	362	383	131	535	370	3223	6489
Par	4	5	4	3	5	4	3	4	4	36	4	5	3	4	4	4	3	5	4	36	72
Strokes	4	4	4	3	5	4	4	3	3	34	6	4	3	4	4	4	3	5	4	37	71
To Par	E	-1	-1	-1	-1	-1	E	-1	-2	-2	E	-1	-1	-1	-1	-1	-1	-1	-1	+1	-1

Round 2: The Reserve At Lake Keowee																					
Hole	1	2	3	4	5	6	7	8	9	OUT	10	11	12	13	14	15	16	17	18	IN	RD
Yards	398	535	351	166	535	363	160	397	361	3266	379	533	166	364	362	383	131	535	370	3223	6489
Par	4	5	4	3	5	4	3	4	4	36	4	5	3	4	4	4	3	5	4	36	72
Strokes	4	5	3	3	5	4	3	4	4	35	4	6	4	4	3	4	3	5	3	36	71
To Par	E	E	-1	-1	-1	-1	-1	E	E	-1	E	+1	+2	+2	+1	+1	+1	+1	E	E	-1

Round 3: The Reserve At Lake Keowee																					
Hole	1	2	3	4	5	6	7	8	9	OUT	10	11	12	13	14	15	16	17	18	IN	RD
Yards	398	535	351	166	535	363	160	397	361	3266	379	533	166	364	362	383	131	535	370	3223	6489
Par	4	5	4	3	5	4	3	4	4	36	4	5	3	4	4	4	3	5	4	36	72
Strokes	5	4	4	3	6	4	3	3	4	36	5	5	3	3	3	4	3	4	4	34	70
To Par	-2	-3	-3	-3	-2	-2	-2	-1	-1	E	E	E	E	-1	-2	-2	-2	-3	-3	-2	-2

SEC Championship

April 14-16, 2025 | Pelican Golf Club (70)
75-70-68=213 (+3) | T26/82

Round 1: Pelican GC																					
Hole	1	2	3	4	5	6	7	8	9	OUT	10	11	12	13	14	15	16	17	18	IN	RD
Yards	312	389	182	408	360	369	495	425	158	3098	420	342	143	369	529	191	425	340	397	3156	6254
Par	4	4	3	4	4	4	5	4	3	35	4	4	3	4	5	3	4	4	4	35	70
Strokes	4	5	4	4	4	5	5	5	4	39	4	4	2	4	5	3	4	4	6	36	75
To Par	E	+1	+2	+2	+3	+4	+4	+4	+4	+4	+4	+4	+3	+3	+3	+3	+3	+3	+5	+1	+5

Round 2: Pelican GC																					
Hole	1	2	3	4	5	6	7	8	9	OUT	10	11	12	13	14	15	16	17	18	IN	RD
Yards	312	389	182	408	360	369	495	425	158	3098	420	342	143	369	529	191	423	340	397	3154	6252
Par	4	4	3	4	4	4	5	4	3	35	4	4	3	4	5	3	4	4	4	35	70
Strokes	3	4	3	4	4	4	4	4	4	35	3	3	4	3	4	5	2	4	5	35	70
To Par	-1	-1	-1	-1	-1	-1	-1	-1	-2	-1	E	E	-1	-1	-1	-1	-2	-2	-1	E	E

Round 3: Pelican GC																					
Hole	1	2	3	4	5	6	7	8	9	OUT	10	11	12	13	14	15	16	17	18	IN	RD

SEC Championship Match Play SF

April 17, 2025 | Pelican Golf Club (70)
L, 1UP vs. Addison Klonowski/Florida

Addison Klonowski Florida		Match 5 1UP Result		Reagan Zibilski Arkansas														
Pelican GC																		
Holes	1	2	3	4	5	6	7	8	9	10	11	12	13	14	15	16	17	18
	312	389	182	408	360	369	495	402	158	420	289	143	369	529	172	425	340	350
	4	4	3	4	4	4	4	5	4	3	4	4	3	4	5	3	4	4
Addison Klonowski	4	4	3	4	4	4	3	5	5	3	4	4	3	4	4	4	4	4
Reagan Zibilski	4	3	4	3	3	3	5	5	3	5	4	3	4	5	4	4	4	4
	Tied	1UP	1UP	1UP	2UP	2UP	2UP	2UP	2UP	1UP	1UP	1UP	1UP	Tied	Tied	1UP	1UP	1UP

NCAA Columbus Regional

May 5-7, 2025 | Ohio State University Golf Club (72)
74-74-74=222 (+6) | T26/77

Round 1: Ohio State University GC - Scarlet																					
Hole	1	2	3	4	5	6	7	8	9	OUT	10	11	12	13	14	15	16	17	18	IN	RD
Yards	389	389	375	504	159	528	375	146	354	3219	382	384	487	165	470	361	327	160	364	3100	6319
Par	4	4	4	5	3	5	4	3	4	36	4	4	5	3	5	4	4	3	4	36	72
Strokes	5	5	5	5	3	5	4	3	3	38	5	4	5	3	6	4	3	2	4	36	74
To Par	+1	+2	+3	+3	+3	+3	+3	+2	+2	+3	+3	+3	+3	+4	+4	+3	+2	+2	E	+2	

Round 2: Ohio State University GC - Scarlet																					
Hole	1	2	3	4	5	6	7	8	9	OUT	10	11	12	13	14	15	16	17	18	IN	RD
Yards	389	389	375	504	159	528	375	146	354	3219	382	384	487	165	470	361	327	160	364	3100	6319
Par	4	4	4	5	3	5	4	3	4	36	4	4	5	3	5	4	4	3	4	36	72
Strokes	4	5	4	5	4	5	3	3	4	37	4	4	4	3	5	4	4	4	5	37	74
To Par	E	+1	+1	+1	+2	+2	+1	+1	+1	+1	+1	+1	E	E	E	E	E	+1	+2	+1	+2

Round 3: Ohio State University GC - Scarlet																					
Hole	1	2	3	4	5	6	7	8	9	OUT	10	11	12	13	14	15	16	17	18	IN	RD
Yards	389	389	375	504	159	528	375	146	354	3219	382	384	487	165	470	361	327	160	364	3100	6319
Par	4	4	4	5	3	5	4	3	4	36	4	4	5	3	5	4	4	3	4	36	72
Strokes	4	4	3	8	2	4	4	2	4	35	6	4	5	4	5	4	5	3	3	39	74
To Par	E	E	-1	+2	+1	E	E	-1	-1	-1	+1	+1	+1	+2	+2	+2	+3	+3	+2	+3	+2

NCAA Championship

May 16-19, 2025 | Omni La Costa Resort & Spa (72)
79-74-73-75=301 (+13) | T67/183

Round 1: Omni La Costa Resort & Spa - North Course																					
Hole	1	2	3	4	5	6	7	8	9	OUT	10	11	12	13	14	15	16	17	18	IN	RD
Yards	357	531	163	351	370	513	430	102	364	3181	521	318	190	396	386	312	140	356	497	3116	6297
Par	4	5	3	4	4	5	4	3	4	36	5	4	3	4	4	4	3	4	5	36	72
Strokes	3	6	3	4	5	5	4	4	5	39	5	4	4	4	4	4	3	6	6	40	79
To Par	+3	+4	+4	+4	+5	+5	+5	+6	+7	+3	E	E	+1	+1	+1	+1	+1	+3	+4	+4	+7

Round 2: Omni La Costa Resort & Spa - North Course																					
Hole	1	2	3	4	5	6	7	8	9	OUT	10	11	12	13	14	15	16	17	18	IN	RD
Yards	357	531	163	351	370	475	430	102	364	3143	521	318	160	396	386	312	130	385	497	3105	6248
Par	4	5	3	4	4	5	4	3	4	36	5	4	3	4	4	4	3	4	5	36	72
Strokes	4	5	3	4	4	5	4	3	6	38	5	4	3	3	5	4	3	4	5	36	74
To Par	E	E	E	E	E	E	E	+2	+2	+2	+2	+2	+2	+1	+2	+2	+2	+2	+2	E	+2

Round 3: Omni La Costa Resort & Spa - North Course																					
Hole	1	2	3	4	5	6	7	8	9	OUT	10	11	12	13	14	15	16	17	18	IN	RD
Yards	357	531	163	351	370	475	430	121	364	3162	521	285	90	396	386	312	130	385	497	3002	6164
Par	4	5	3	4	4	5	4	3	4	36	5	4	3	4	4	4	3	4	5	36	72
Strokes	4	5	3	3	4	5	5	4	4	37	5	4	3	4	5	4	3	4	4	36	73
To Par	E	E	E	-1	-1	-1	E	+1	+1	+1	E	E	E	E	+1	+1	+1	+1	E	E	+1

Round 4: Omni La Costa Resort & Spa - North Course																					
Hole	1	2	3	4	5	6	7	8	9	OUT	10	11	12	13	14	15	16	17	18	IN	RD
Yards	357	531	163	351	370	513	430	102	364	3181	521	318	190	396	386	312	140	356	497	3116	6297
Par	4	5	3	4	4	5	4	3	4	36	5	4	3	4	4	4	3	4	5	36	72
Strokes	3	6	3	4	4	6	4	3	4	37	5	4	3	4	5	4	3	5	5	38	75
To Par	-1	E	E	E	E	+1	+1	+1	+1	+1	+1	+1	+1	+1	+2	+2	+2	+3	+3	+2	+3

NCAA Championship Match Play QF

May 20, 2025 | Omni La Costa Resort & Spa (72)
L, 1UP vs. Elise Lee/Northwestern

Elise Lee Northwestern		Match 2 1UP Result		Reagan Zibilski Arkansas															
Omni La Costa Resort & Spa - North Course																			
Holes	1	2	3	4	5	6	7	8	9	10	11	12	13	14	15	16	17	18	
	357	531	163	351	370	513	430	102	364	521	318	190	396	386	312	140	356	497	
	4	5	3	4	4	5	4	3	4	5	4	3	4	5	4	4	3	4	5
Elise Lee	4	5	2	4	4	5	4	3	4	5	4	3	4	5	4	4	3	4	5
Reagan Zibilski	5	7	3	4	4	5	5	3	4	6	5	2	4	4	4	3	4	4	5
	2UP	1UP	Tied	Tied	Tied	Tied	1UP	1UP	1UP	1UP	Tied	1UP	2UP	2UP	2UP	2UP	2UP	2UP	3UP

End of Junior Year

The Carmel Cup

August 29-31, 2025 | Pebble Beach Golf Links (72)

75-73-65=213 (-3) | 5/48

Round 1: Pebble Beach Resorts																					
Hole	1	2	3	4	5	6	7	8	9	OUT	10	11	12	13	14	15	16	17	18	IN	RD
Yards	349	509	340	308	145	490	107	388	362	2998	310	349	176	390	490	338	400	166	454	3073	6071
Par	4	5	4	4	3	5	3	4	4	36	4	4	3	4	5	4	4	3	5	36	72
Strokes	5	4	4	4	3	5	3	5	4	37	5	5	3	4	5	4	4	2	6	38	75
To Par	+1	E	E	E	E	E	+1	+1	+1	+2	+3	+3	+3	+3	+3	+3	+2	+3	+2	+3	+3

Round 2: Pebble Beach Resorts																					
Hole	1	2	3	4	5	6	7	8	9	OUT	10	11	12	13	14	15	16	17	18	IN	RD
Yards	349	509	340	308	145	490	107	388	362	2998	310	349	176	390	490	338	400	166	454	3073	6071
Par	4	5	4	4	3	5	3	4	4	36	4	4	3	4	5	4	4	3	5	36	72
Strokes	4	5	4	4	3	4	2	4	5	35	4	3	3	4	5	5	5	5	5	38	73
To Par	E	E	E	E	E	-1	-2	-2	-1	-1	-1	-2	-2	-2	-2	-1	-1	+1	+1	+2	+1

Round 3: Pebble Beach Resorts																					
Hole	1	2	3	4	5	6	7	8	9	OUT	10	11	12	13	14	15	16	17	18	IN	RD
Yards	349	509	340	308	145	490	107	388	362	2998	310	349	176	390	490	338	400	166	454	3073	6071
Par	4	5	4	4	3	5	3	4	4	36	4	4	3	4	5	4	4	3	5	36	72
Strokes	4	4	4	3	3	4	2	4	4	32	4	4	3	3	4	4	4	3	4	33	65
To Par	E	-1	-1	-2	-2	-3	-4	-4	-4	-4	-4	-4	-4	-5	-6	-6	-6	-6	-7	-3	-7

Blessings Collegiate Invitational

Sept. 29-Oct. 1, 2025 | Blessings Golf Club (72)

78-67-76=221 (+5) | T6/55

Round 1: Blessings GC																					
Hole	1	2	3	4	5	6	7	8	9	OUT	10	11	12	13	14	15	16	17	18	IN	RD
Yards	416	550	153	380	493	331	437	142	332	3234	531	342	397	160	412	528	397	172	384	3323	6557
Par	4	5	3	4	5	4	4	3	4	36	5	4	4	3	4	5	4	3	4	36	72
Strokes	6	6	3	4	4	7	4	4	4	42	5	3	5	2	4	5	6	2	4	36	78
To Par	+2	+3	+3	+3	+2	+5	+5	+6	+6	+6	+6	+5	+6	+5	+5	+5	+7	+6	+6	E	+6

Round 2: Blessings GC																					
Hole	1	2	3	4	5	6	7	8	9	OUT	10	11	12	13	14	15	16	17	18	IN	RD
Yards	416	550	153	380	493	331	437	142	332	3234	531	342	397	160	412	528	397	172	384	3323	6557
Par	4	5	3	4	5	4	4	3	4	36	5	4	4	3	4	5	4	3	4	36	72
Strokes	3	6	3	5	4	4	5	2	4	36	4	3	4	3	3	5	4	2	5	31	67
To Par	-6	-5	-5	-4	-5	-5	-4	-5	-5	E	-1	-2	-2	-2	-3	-5	-5	-6	-5	-5	-5

Round 3: Blessings GC																					
Hole	1	2	3	4	5	6	7	8	9	OUT	10	11	12	13	14	15	16	17	18	IN	RD
Yards	416	550	153	380	493	331	437	142	332	3234	531	342	397	160	412	528	397	172	384	3323	6557
Par	4	5	3	4	5	4	4	3	4	36	5	4	4	3	4	5	4	3	4	36	72
Strokes	4	5	4	4	5	4	4	3	4	37	6	4	6	3	4	4	3	5	39	76	
To Par	E	E	+1	+1	+1	+1	+1	+1	+1	+1	+2	+2	+4	+4	+4	+3	+3	+3	+4	+3	+4

Route 66 Invitational/Dale McNamara

October 13-14, 2025 | Cedar Ridge CC (71)

68-71-71=210 (-3) | T4/81

Round 1: Cedar Ridge CC - Tulsa																					
Hole	1	2	3	4	5	6	7	8	9	OUT	10	11	12	13	14	15	16	17	18	IN	RD
Yards	499	146	345	374	510	158	362	370	360	3124	381	352	364	174	499	130	380	405	372	3057	6181
Par	5	3	4	4	5	3	4	4	4	36	4	4	4	3	5	3	4	4	4	35	71
Strokes	4	3	3	4	4	4	3	4	4	33	4	4	4	3	5	3	4	4	4	35	68
To Par	-1	-1	-2	-2	-3	+1	E	E	E	-3	E	E	E	E	E	E	E	E	E	E	-3

Round 2: Cedar Ridge CC - Tulsa																					
Hole	1	2	3	4	5	6	7	8	9	OUT	10	11	12	13	14	15	16	17	18	IN	RD
Yards	499	146	345	374	510	158	362	370	360	3124	381	352	364	174	499	130	380	405	372	3057	6181
Par	5	3	4	4	5	3	4	4	4	36	4	4	4	3	5	3	4	4	4	35	71
Strokes	3	3	5	4	4	3	4	4	5	35	3	4	4	3	6	3	4	5	4	36	71
To Par	E	E	+1	+1	E	E	E	E	+1	-1	E	E	E	E	+1	+1	+1	+2	+2	+1	E

Round 3: Cedar Ridge CC - Tulsa																					
Hole	1	2	3	4	5	6	7	8	9	OUT	10	11	12	13	14	15	16	17	18	IN	RD
Yards	499	146	345	374	510	158	362	370	360	3124	381	352	364	174	499	130	380	405	372	3057	6181
Par	5	3	4	4	5	3	4	4	4	36	4	4	4	3	5	3	4	4	4	35	71
Strokes	4	3	3	4	5	3	4	4	4	34	4	3	4	3	5	3	6	5	4	37	71
To Par	-1	-1	-2	-2	-2	-2	-2	-2	-2	-2	-2	-3	-3	-3	-3	-3	-1	E	E	+2	E

The Ally

October 20-22, 2025 | Old Waverly Golf Club (72)

70-69-69=208 (-8) | 2/84

Round 1: Old Waverly GC																					
Hole	1	2	3	4	5	6	7	8	9	OUT	10	11	12	13	14	15	16	17	18	IN	RD
Yards	339	474	150	341	366	331	164	372	516	3053	499	408	155	380	354	499	388	163	385	3231	6284
Par	4	5	3	4	4	4	3	4	5	36	5	4	3	4	4	5	4	3	4	36	72
Strokes	4	4	3	4	2	5	3	4	4	33	5	4	3	5	4	5	4	3	4	37	70
To Par	E	-1	-1	-1	-3	-2	-2	-2	-3	-3	-3	-3	-3	-3	-2	-2	-2	-2	-2	+1	-2

Round 2: Old Waverly GC																					
Hole	1	2	3	4	5	6	7	8	9	OUT	10	11	12	13	14	15	16	17	18	IN	RD
Yards	339	474	150	341	366	331	164	372	485	3022	499	408	155	380	354	447	388	163	385	3179	6201
Par	4	5	3	4	4	4	3	4	5	36	5	4	3	4	4	5	4	3	4	36	72
Strokes	4	5	3	4	4	4	3	4	4	35	4	4	2	4	3	5	3	4	34	69	
To Par	-3	E	E	E	E	E	E	E	E	-1	-1	-2	-2	-3	-3	-4	-4	-3	-3	-2	-3

Round 3: Old Waverly GC																					
Hole	1	2	3	4	5	6	7	8	9	OUT	10	11	12	13	14	15	16	17	18	IN	RD
Yards	339	474	150	341	366	331	164	342	516	3023	499	408	123	398	354	499	388	163	385	3217	6240
Par	4	5	3	4	4	4	3	4	5	36	5	4	3	4	4	5	4	3	4	36	72
Strokes	4	5	2	3	3	4	2	4	4	31	5	5	2	4	4	5	4	3	6	38	69
To Par	E	E	-1	-2	-3	-3	-4	-4	-5	-5	-5	-4	-5	-5	-5	-5	-5	-5	-3	+2	-3

Purdue Puerto Rico Classic

February 1-3, 2026 | Grand Reserve Golf Club (72)

70-70-70=210 (-6) | T5/101

Round 1: Grand Reserve GC - Championship Course																					
Hole	1	2	3	4	5	6	7	8	9	OUT	10	11	12	13	14	15	16	17	18	IN	RD
Yards	397	493	359	389	486	157	362	159	349	3151	372	136	378	344	368	534	143	346	533	3154	6305
Par	4	5	4	4	5	3	4	3	4	36	4	3	4	4	4	5	3	4	5	36	72
Strokes	4	5	4	5	5	4	3	3	4	37	4	2	4	5	3	4	4	5	33	70	
To Par	E	E	E	+1	+1	+2	+1	+1	+1	+1	+1	E	E	+1	E	-1	-2	-2	-2	-3	-2

Round 2: Grand Reserve GC - Championship Course																					
Hole	1	2	3	4	5	6	7	8	9	OUT	10	11	12	13	14	15	16	17	18	IN	RD
Yards	397	493	359	389	486	157	362	159	349	3151	372	136	378	344	368	534	143	346	533	3154	6305
Par	4	5	4	4	5	3	4	3	4	36	4	3	4	4	4	5	3	4	5	36	72
Strokes	4	4	4	4	4	4	4	3	4	35	4	3	5	4	4	4	3	3	5	35	

Darius Rucker Intercollegiate

March 2-4, 2026 | Long Cove Club (71)

70-66-69=214 (+1) | T9/90

Round 1: Long Cove Club																					
Hole	1	2	3	4	5	6	7	8	9	OUT	10	11	12	13	14	15	16	17	18	IN	RD
Yards	382	162	502	359	313	517	401	172	378	3187	3185	321	405	178	370	533	314	180	475	3181	6378
Par	4	3	5	4	4	5	4	3	4	36	4	4	4	3	4	5	4	3	4	35	71
Strokes	5	3	5	5	4	6	4	4	4	41	5	5	5	4	5	4	4	3	4	38	79
To Par	+1	+1	+1	+3	+3	+4	+4	+5	+5	+5	+6	+8	+9	+9	+9	+8	+8	+8	+3	+8	

Round 2: Long Cove Club																					
Hole	1	2	3	4	5	6	7	8	9	OUT	10	11	12	13	14	15	16	17	18	IN	RD
Yards	389	168	505	357	305	514	398	153	377	3167	387	373	407	133	387	528	368	173	421	3178	6346
Par	4	3	5	4	4	5	4	3	4	38	4	4	4	3	4	5	4	3	4	35	71
Strokes	3	3	5	4	4	5	4	3	3	34	4	4	4	2	4	4	4	3	3	32	66
To Par	-4	-4	-4	-4	-4	-4	-4	-4	-5	-2	E	E	E	-1	-1	-2	-2	-2	-3	-3	-5

Round 3: Long Cove Club																					
Hole	1	2	3	4	5	6	7	8	9	OUT	10	11	12	13	14	15	16	17	18	IN	RD
Yards	389	162	502	359	313	517	401	154	379	3170	381	371	400	125	370	533	384	180	425	3172	6348
Par	4	3	5	4	4	5	4	3	4	36	4	4	4	3	4	5	4	3	4	35	71
Strokes	4	3	4	4	4	5	4	3	4	35	4	4	3	3	4	5	4	3	4	34	69
To Par	E	E	-1	-1	-1	-1	-1	-1	-1	-1	-1	-1	-2	-2	-2	-2	-2	-2	-2	-1	-2

Betsy Rawls Invitational

March 16-17, 2026 | UT Golf Club (72)

82-75-76=233 (+17) | T22/90

Round 1: The University Of Texas GC																					
Hole	1	2	3	4	5	6	7	8	9	OUT	10	11	12	13	14	15	16	17	18	IN	RD
Yards	348	174	392	356	461	374	385	159	553	3202	379	526	166	363	531	359	186	400	361	3271	6473
Par	4	3	4	4	5	4	4	3	5	36	4	5	3	4	5	4	3	4	4	36	72
Strokes	5	3	4	5	5	4	4	4	4	38	5	5	5	5	5	5	5	5	4	44	82
To Par	+9	+9	+9	+10	+10	+10	+10	+11	+10	+2	+1	+1	+3	+4	+4	+5	+7	+8	+8	+8	+10

Round 2: The University Of Texas GC																					
Hole	1	2	3	4	5	6	7	8	9	OUT	10	11	12	13	14	15	16	17	18	IN	RD
Yards	348	174	392	356	461	374	385	159	553	3202	379	526	166	363	531	359	100	400	361	3185	6387
Par	4	3	4	4	5	4	4	3	5	36	4	5	3	4	5	4	3	4	4	36	72
Strokes	5	4	4	4	5	3	5	3	5	38	4	6	4	3	5	5	2	3	5	37	75
To Par	+2	+3	+3	+3	+2	+3	+3	+3	+3	+2	E	+1	+2	+1	+1	+2	+1	E	+1	+1	+3

Round 3: The University Of Texas GC																					
Hole	1	2	3	4	5	6	7	8	9	OUT	10	11	12	13	14	15	16	17	18	IN	RD
Yards	348	174	392	356	461	374	385	159	553	3202	379	526	166	363	531	359	186	400	361	3271	6473
Par	4	3	4	4	5	4	4	3	5	36	4	5	3	4	5	4	3	4	4	36	72
Strokes	4	3	4	6	5	4	6	3	5	40	4	5	3	4	5	4	3	4	4	36	76
To Par	E	E	E	+2	+2	+2	+4	+4	+4	+4	E	E	E	E	E	E	E	E	E	E	+4

Clemson Invitational

March 27-29, 2026 | Reserve at Lake Keowee (72)

77-72-72=219 (+5) | T36/88

Round 1: The Reserve At Lake Keowee																					
Hole	1	2	3	4	5	6	7	8	9	OUT	10	11	12	13	14	15	16	17	18	IN	RD
Yards	398	510	351	166	535	363	160	397	386	3266	379	533	166	364	362	383	131	535	370	3223	6489
Par	4	5	4	3	5	4	3	4	4	36	4	5	3	4	4	4	3	5	4	36	72
Strokes	4	5	4	3	6	4	4	4	4	38	4	4	3	5	4	4	6	5	4	39	77
To Par	E	E	E	E	+1	+1	+2	+2	+2	+2	+2	+1	+1	+2	+2	+2	+5	+5	+5	+3	+5

Round 2: The Reserve At Lake Keowee																					
Hole	1	2	3	4	5	6	7	8	9	OUT	10	11	12	13	14	15	16	17	18	IN	RD
Yards	398	510	351	166	535	363	160	397	386	3266	379	533	166	364	362	383	131	535	370	3223	6489
Par	4	5	4	3	5	4	3	4	4	36	4	5	3	4	4	4	3	5	4	36	72
Strokes	4	5	4	2	6	3	3	4	4	35	5	6	4	4	5	4	3	4	4	37	72
To Par	E	E	E	-1	E	-1	-1	-1	-1	-1	E	+1	+2	+2	+3	+3	+3	+2	E	+1	E

Round 3: The Reserve At Lake Keowee																					
Hole	1	2	3	4	5	6	7	8	9	OUT	10	11	12	13	14	15	16	17	18	IN	RD
Yards	398	510	351	166	535	363	160	397	361	3241	379	533	166	364	362	383	131	535	370	3223	6464
Par	4	5	4	3	5	4	3	4	4	36	4	5	3	4	4	4	3	5	4	36	72
Strokes	4	5	5	4	4	4	4	4	4	37	4	6	3	3	4	4	3	4	4	35	72
To Par	-1	-1	E	+1	E	E	E	E	E	+1	E	+1	+1	E	E	E	E	-1	-1	-1	E

SEC Championship

April 17-19, 2026 | Pelican Golf Club (70)

67-71-74=212 (+2) | T25/96

Round 1: Pelican GC																					
Hole	1	2	3	4	5	6	7	8	9	OUT	10	11	12	13	14	15	16	17	18	IN	RD
Yards	312	413	182	408	360	369	495	425	158	3122	420	342	155	369	529	191	425	342	397	3170	6292
Par	4	4	3	4	4	4	5	4	3	35	4	4	3	4	5	3	4	4	4	35	70
Strokes	4	4	3	4	5	4	4	5	2	35	3	4	3	3	4	2	4	5	4	32	67
To Par	-3	-3	-3	-3	-2	-2	-2	-3	-2	E	-1	-1	-1	-2	-3	-4	-4	-3	-3	-3	-3

Round 2: Pelican GC																					
Hole	1	2	3	4	5	6	7	8	9	OUT	10	11	12	13	14	15	16	17	18	IN	RD
Yards	312	413	154	408	360	369	495	370	138	3019	420	342	155	369	483	172	388	342	350	3021	6040
Par	4	4	3	4	4	4	5	4	3	35	4	4	3	4	5	3	4	4	4	35	70
Strokes	4	5	3	4	4	4	5	4	3	36	4	5	3	4	6	3	3	3	4	35	71
To Par	E	+1	+1	+1	+1	+1	+1	+1	+1	+1	E	+1	+1	+1	+2	+2	+1	E	E	E	+1

Round 3: Pelican GC																					
Hole	1	2	3	4	5	6	7	8	9	OUT	10	11	12	13	14	15	16	17	18	IN	RD
Yards	312	391	154	408	360	369	495	425	138	3052	420	289	136	369	529	191	378	342	397	3051	6103
Par	4	4	3	4	4	4	5	4	3	35	4	4	3	4	5	3	4	4	4	35	70
Strokes	4	4	3	4	7	4	6	4	2	38	4	4	3	4	4	4	3	5	5	36	74
To Par	+1	+1	+1	+1	+4	+4	+5	+5	+4	+3	E	E	E	E	-1	E	-1	E	+1	+1	+4

NCAA Louisville Regional

May 11-13, 2026 | University of Louisville Golf Club (72)

69-79-68=216 (E) | T20/76

Round 1: University Of Louisville GC																					
Hole	1	2	3	4	5	6	7	8	9	OUT	10	11	12	13	14	15	16	17	18	IN	RD
Yards	372	367	159	540	380	288	400	146	500	3152	353	406	172	510	391	357	158	501	384	3232	6384
Par	4	4	3	5	4	4	4	3	5	36	4	4	3	5	4	4	3	5	4	36	72
Strokes	4	4	3	4	4	5	4	4	3	36	3	3	3	3	5	4	3	5	4	33	69
To Par	E	E	E	-1	E	E	E	E	E	E	-1	-2	-2	-2	-2	-3	-3	-3	-3	-3	-3

Round 2: University Of Louisville GC																					
Hole	1	2	3	4	5	6	7	8	9	OUT	10	11	12	13	14	15	16	17	18	IN	RD
Yards	372	367	159	540	380	288	400	146	500	3152	353	406	172	510	391	357	158	501	384	3232	6384
Par	4	4	3	5	4	4	4	3	5	36	4	4	3	5	4	4	3	5	4	36	72
Strokes	3	3	3	5	3	4	5	4	5	35	5	4	4	7	6	5	3	5	5	44	79
To Par	-1	-2	-2	-2	-3	-3	-2	-1	-1	-1	E	E	+1	+3	+5	+6	+6	+6	+7	+8	+7

Round 3: University Of Louisville GC																			
Hole	1	2	3	4	5														