


1992 ARKANSAS RECAP

The 1992 baseball season was one of both beginnings and endings as the Hogs competed for the first time in the Southeastern Conference and also said goodbye to a pair of outstanding seniors.

Arkansas finished at 31-26 overall, 10-13 in the SEC Western Division and qualified for the league tournament after a third-place finish in the division. The Hogs were in second place at the midpoint of the conference season and then clinched third place on the regular season's final day.



Ryan Stinson


Epps, Arkansas' starting catcher, led the Hogs in a number of categories. He was tops in batting average (.335), hits (73), home runs (10), total bases (122) while gunning down 23 of 52 would-be base stealers. He capped his season with a selection to the SEC All-Tournament team after going seven-for-12.

Thomas provided outstanding play on the defensive side as he led conference second baseman with a .981 fielding mark and was in on 51 double plays in the pivot. Thomas, along with shortstop Jeff Houck and first baseman Brian Walker were leaders at their individual positions as the Hogs compiled the highest fielding mark (.971) in the SEC.

Sophomore third sacker Allen Williams was a second-team all-conference selection in his first season as a starter, while eleven other Razorbacks lettered in their first seasons in Fayetteville.

Arkansas opened its 69th baseball season with a 12-1 win over Missouri Southern as Brent Birch picked up the win. The Razorbacks would go 11-3 in a season opening 14-game homestand, including a seven-game win streak heading into the first road trip of the year.

That road trip saw the Hogs participate in a domed stadium for the first time in school history in the Seal College Baseball Classic in Seattle's Kingdome. The Hogs split four games. Highlighting the tourney was junior Brian Cook's 1-0 shutout over



Jeff Houck

Tennessee and Ty Bilderback's first collegiate home run.

Following the tournament was a three-game losing streak as the Hogs headed to Athens, Ga., for their first conference series. Once again it was Cook throwing a 1-0 shutout as he set the tone for the Hogs in sweeping Georgia to open SEC play.


The Hogs would climb to 7-4 in league play after four weeks as they took two of three at home from South Carolina and Auburn and lost two of three at Kentucky. The Hogs reached their highest national ranking of 24th in Collegiate Baseball's Top 25 and were 23-15 overall.

Arkansas knew that playing on the road in the SEC would be difficult and it was never more evident than a two-week road swing as the Hogs were swept at both LSU and Mississippi State. Arkansas was outscored 44-18 in the six games and dropped to fourth place in the SEC Western Division.


The Razorbacks came home to battle Alabama, but the guests handed Arkansas its eight and ninth straight league losses in sweeping a Saturday doubleheader. Allen Williams led off Sunday's single game with a home run as the Hogs rebounded with a 7-3 win over the Crimson Tide.

Entering the final weekend of the season, the Hogs needed two wins to assure themselves a postseason berth in the conference tournament. Ole Miss downed the Hogs 8-4, before Arkansas won the final two games 15-3 and 10-0 behind the pitching of Scott Brocail and Birch's first collegiate shutout.

The Hogs then went to New Orleans for their first-ever SEC Tournament and won the first game in dramatic fashion. Pinch-hitter Carl Stall's two-run, two-out double in the top of the ninth gave the Hogs an 8-6 win over South Carolina. Two days later, South Carolina ended the Hogs season with a 9-5 victory.



Tim Thomas



Scott Epps

1992 FINAL STATISTICS

RECORD: 31-26, SOUTHEASTERN: 10-13, SEC TOURNEY: 1-2

ARKANSAS	AVG	GP-GS	AB	R	H	HR	2B	3B	HR	TB	SLG%	BB	HP	SO	SH	SF	SB- AS	PO	A	E	FLD%	OB%
SCOTT EPPS	.335	57-57	218	31	73	47	13	3	10	122	.560	25	0	27	2	1	1- 2	296	47	2	.994	.402
KYLE HARRIS	.324	46-33	105	25	34	21	9	1	2	51	.486	21	0	28	0	7	3- 3	53	2	1	.982	.414
ALLEN WILLIAMS	.319	57-57	229	50	73	49	17	6	5	117	.511	31	4	39	7	4	29- 35	40	102	14	.910	.403
BRIAN WALKER	.310	42-28	100	14	31	16	7	1	1	43	.430	8	2	9	1	0	2- 2	233	12	0	1.000	.373
CARL STALL	.304	56-50	181	36	55	30	10	2	1	72	.398	25	0	30	5	0	14- 20	60	11	1	.986	.388
RICHARD THOMAS	.299	44-26	97	28	29	13	1	1	0	32	.330	16	8	18	2	0	15- 17	30	32	7	.899	.438
RYAN STINSON	.289	56-48	159	29	46	33	8	2	1	61	.384	16	1	23	3	1	10- 11	102	6	8	.931	.356
TIM THOMAS	.286	57-57	189	47	54	46	14	4	4	88	.466	48	10	47	4	4	4- 6	140	174	6	.981	.446
DAN HREHA	.274	44-24	95	18	26	17	6	3	0	38	.400	18	3	15	2	1	11- 13	137	9	2	.986	.402
TY BILDERBACK	.269	40-25	93	15	25	11	4	2	1	36	.387	11	2	18	1	2	0- 1	15	0	0	1.000	.352
KALE GILMORE	.262	36-22	84	22	22	17	3	2	2	35	.417	6	2	24	0	3	0- 0	175	11	2	.989	.316
JEFF HOUCK	.233	56-56	172	40	40	23	4	1	1	49	.285	31	7	17	11	3	15- 20	70	163	9	.963	.366
left	.225		111	-	25	10	0	1	0	27	.243	19	5	10	6	1						
right	.246		61	-	15	13	4	0	1	22	.361	12	2	7	5	2						
(players with fewer than 80 at-bats)																						
KENDERICK MOORE	.556	13- 1	9	11	5	2	1	0	0	6	.667	0	0	1	0	0	2- 2	2	1	0	1.000	.556
MIKE BUMPERS	.333	7- 0	6	6	2	2	0	1	1	7	1.167	0	0	4	0	0	0- 0	0	1	1	.500	.333
RODNEY FOSTER	.244	26-10	45	6	11	8	1	0	0	12	.267	1	0	11	0	1	1- 2	6	0	1	.857	.255
STEVE TAFT	.211	7- 7	19	7	4	3	1	0	0	5	.263	8	0	4	0	0	0- 1	0	0	0	.000	.444
DAVID SKEELS	.184	29- 8	49	7	9	3	2	0	0	11	.224	6	0	8	0	0	2- 2	26	0	2	.929	.273
JOE D'AMICO	.130	36- 5	23	7	3	5	0	1	0	5	.217	7	0	7	0	1	3- 3	21	1	0	1.000	.323
JOSH PLUMMER	.000	5- 0	2	0	0	1	0	0	0	0	.000	1	0	0	0	1	0- 0	8	0	0	1.000	.250
TERRY VASKE	.000	9- 0	2	0	0	0	0	0	0	0	.000	0	1	1	0	0	0- 0	3	3	1	.857	.333
TOM CZANSTKOWSKI	.000	19- 0	0	0	0	0	0	0	0	0	.000	1	0	0	0	0	0- 0	4	11	0	1.000	1.000
MATT WAGNER	.000	8- 3	1	0	0	0	0	0	0	0	.000	0	0	0	0	0	0- 0	0	5	0	1.000	.000
RYAN WHITAKER	.000	17- 9	0	0	0	0	0	0	0	0	.000	0	0	0	0	0	0- 0	1	14	3	.833	.000
BRENT BIRCH	.000	15-12	0	0	0	0	0	0	0	0	.000	0	0	0	0	0	0- 0	2	20	3	.880	.000
LYLE BECKEMEYER	.000	13- 6	0	0	0	0	0	0	0	0	.000	0	0	0	0	0	0- 0	2	9	0	1.000	.000
JEFF TUCKER	.000	16- 2	0	0	0	0	0	0	0	0	.000	0	0	0	0	0	0- 0	1	1	0	1.000	.000
MIKE PALEN	.000	27- 0	0	0	0	0	0	0	0	0	.000	0	0	0	0	0	0- 0	2	8	0	1.000	.000
DAVID WATKINS	.000	1- 0	0	0	0	0	0	0	0	0	.000	0	0	0	0	0	0- 0	1	0	0	1.000	.000
SCOTT BROCAIL	.000	14-14	0	0	0	0	0	0	0	0	.000	0	0	0	0	0	0- 0	9	18	0	1.000	.000
BRIAN COOK	.000	13-11	0	0	0	0	0	0	0	0	.000	0	0	0	0	0	0- 0	6	19	1	.962	.000
ARKANSAS TOTALS	.289	57-57	1878	399	542	347	101	30	29	790	.421	280	40	331	38	29	112-140	1445	680	64	.971	.387
OPPONENT TOTALS	.289	57-57	1862	353	539	323	121	27	53	873	.469	226	48	317	23	22	33- 57	1417	659	106	.951	.377

ARKANSAS	W-L	PCT	ERA	G-GS	CG	SV	SHO	IP	H	R	ER	BB	IB	SO	WP	HB	BK	2B	3B	HR	BF	SH	SF	PK	AVG	OPP
LYLE BECKEMEYER	3-1	.750	3.08	13-6	1	0	1	38.0	39	16	13	13	0	20	1	7	0	13	3	2	167	0	0	0	.265	
TOM CZANSTKOWSKI	2-0	1.000	3.95	18-0	0	0	0	27.1	26	12	12	12	1	13	2	3	0	3	2	1	117	3	1	1	.265	
SCOTT BROCAIL	8-4	.667	5.15	14-14	6	0	1	92.2	95	57	53	45	3	63	2	12	3	21	4	5	410	4	5	0	.276	
BRENT BIRCH	4-5	.444	5.79	15-12	3	0	1	77.2	84	54	50	38	1	53	5	2	0	16	8	10	344	4	1	1	.281	
BRIAN COOK	6-6	.500	5.81	13-11	5	0	2	74.1	82	56	48	22	2	36	4	6	0	18	5	13	328	1	3	0	.277	
MIKE PALEN	3-1	.750	6.12	28-0	0	0	3	32.1	44	27	22	13	2	26	2	2	0	9	3	2	152	3	2	0	.333	
RYAN WHITAKER	2-3	.400	6.55	17-9	0	0	0	77.0	84	64	56	49	5	59	8	9	0	26	0	10	358	5	5	0	.290	
TERRY VASKE	1-0	1.000	7.08	8-0	0	0	0	20.1	29	20	16	10	1	11	0	2	0	4	1	3	96	1	1	0	.354	
JEFF TUCKER	2-3	.400	8.06	16-2	0	0	0	25.2	34	24	23	12	1	18	1	3	1	8	0	5	126	1	3	0	.318	
MATT WAGNER	0-3	.000	10.05	8-3	0	0	0	14.1	16	16	16	8	1	18	1	2	0	1	0	2	67	1	0	0	.286	
DAVID WATKINS	0-0	.000	13.50	2-0	0	0	0	2.0	4	3	3	2	0	0	0	0	0	2	0	0	13	0	1	0	.400	
BRIAN WALKER	0-0	.000	*****	1-0	0	0	0	0.0	2	4	4	2	0	0	0	0	0	0	1	0	4	0	0	0	1.000	
ARKANSAS TOTALS	31-26	.544	5.90	57-57	15	3	5	481.2	539	353	316	226	17	317	26	48	4	121	27	53	2182	23	22	2	.289	
OPPONENT TOTALS	26-31	.456	6.15	57-57	13	10	1	472.1	542	399	323	280	5	331	41	40	4	101	30	29	2265	38	29	0	.289	