

### SIDNEY MONCRIEF

One of the famed "Triplets" that led Arkansas to the 1978 Final Four and five-time NBA All-Star, Moncrief was inducted to the College Basketball Hall of Fame in 2019 and the Naismith Memorial Basketball Hall of Fame in 2020.



#### IN THIS SECTION

Bud Walton Arena / Nolan Richardson Court .....	98
Bud Walton Arena Record/Attendance By Year .....	99
Bud Walton Record Crowds / Arenas Records.....	100
Bud Walton Arena Records .....	101
Barnhill Arena Record By Year .....	102
History .....	103-105
Memorable Games .....	106-115
- 1994 National Champions .....	106-107
- Final Fours .....	108
- NCAA Leaders .....	113
All-Americans .....	116-117
SEC Honors .....	118-19
SWC Honors .....	120
Regional Honors .....	121
NCAA/National/Miscellaneous Honors .....	122
Letterwinners.....	123-125
Arkansas in the Final Polls.....	126-127
Razorbacks In The NBA .....	128-131
Hall of Fame/Hall of Honor.....	132

### BUD WALTON ARENA

THE BASKETBALL PALACE OF MID-AMERICA

Arkansas has played in Bud Walton Arena - The Basketball Palace of Mid-America - for 29 years and has drawn more than seven million fans. In that time, it has ranked among national attendance leaders every season and the Hogs have won 81 percent of their home games.

When Arkansas joined the Southeastern Conference in August of 1990, then-Razorback Athletic Director Frank Broyles knew the athletic facilities had to be upgraded to contend in America's most nationally competitive league.

His attention turned immediately to basketball. The Hogs were very successful, coming off a Final Four trip earlier that year, but had just a 9,000-seat home, Barnhill Arena.

One day, Bud Walton, co-founder of Walmart, visited Broyles and asked him what Arkansas needed most to be competitive in the SEC. Broyles mentioned the need for additional basketball seats and was asked by Walton what a new arena would cost. The figure \$30 million was discussed and Walton offered to pay half. From that visit, Bud Walton Arena was born.

Groundbreaking to grand opening was accomplished in a remarkable 18 months. The Razorbacks' first official game in Bud Walton came on Nov. 29, 1993, a 93-67 win over Murray State. A few days later (Dec. 2), the facility was officially dedicated in a 120-68 win over Missouri. Everything went perfectly during the first full year. Not only did Arkansas sell out the arena, the Razorbacks were unbeaten in their new home (16-0) and won the 1994 National Championship.

Through 30 seasons in Bud Walton Arena, the Hogs carry a 419-94 (.817) record and over 8.1 million have come through the doors. Arkansas has ranked in the top 30 nationally in attendance every year in BWA.

In fact, Arkansas led the NCAA in total attendance in each of the last two years (2020-21 and 2021-22) despite COVID-19 restrictions that saw Bud Walton Arena at just 25 percent capacity in 2020-21. The 2021-22 and 2022-23 seasons were sellouts before the first game was played both years and, on Feb. 8, 2022, a record crowd of 20,327 saw the Razorbacks upset top-ranked Auburn.

Entering the 2022-23 campaign, Arkansas has a combined mark of 723-188 in its last two home arenas for an outstanding home winning percentage of .794 over the last 66 years.

Bud Walton Arena houses the **TOMMY BOYER HALL OF CHAMPIONS** that includes a tribute to Arkansas' 1994



NCAA Championship and multiple Final Four appearances as well as the history of Razorback basketball.

Enhancements prior to the 2009 season included the addition of courtside seating, electronic signage at the scorer's table, new retractable seats in the lower level, electronic ribbon boards along the bottom of the upper deck, replacing the Razorback on the court with the classic Razorback logo and opening up the student section by converting it from chairback seats to benches.

Eight suites were added prior to the 2008 season, raising the total to 47.

The Razorbacks received an expanded locker room in 2005, which was redesigned in 2012 and includes a lounge with a spacious meeting area.

In the summer of 2015, a \$4 million investment was made to the arena to maximize fan experience. Fans will immediately notice a new center hung video board with four LED displays that will give Bud Walton Arena

the largest video display of any basketball facility in the country. To go along with the visual enhancements, a brand new sound system was also installed to enhance volume and clarity for every seat in the arena.

As captivating as the displays, museum and championship banners are, the aspect of the facility demanding the most attention is spirit. Every game still produces an NCAA Tournament-type atmosphere with the exception of the crowd, which is anything but neutral.

According to Rosser International in Atlanta, when the arena was built, there were more seats in less space than in any such facility in the world. It's no wonder the noise level can be absolutely ear-splitting.

From pre-game to post-game, Bud Walton Arena is perfectly choreographed with the band, the spirit groups, the lighting system, the public address, the scoreboard and the team. Each game at Bud Walton Arena is a rich experience, leaving Razorback fans hungry for more.

### NOLAN RICHARDSON COURT

The University unveiled Nolan Richardson Court at Bud Walton Arena on October 20, 2019, prior to a season-opening exhibition game with Arkansas-Little Rock. Arkansas won the game 79-64 on the newly-named court.

Leading up to that win, on March 28, 2019 the University of Arkansas System Board of Trustees unanimously approved a resolution to name the court at Bud Walton Arena for Hall of Fame and legendary University of Arkansas head men's basketball coach Nolan Richardson.

Richardson was 389-169 in 17 seasons as Arkansas head coach and set a school record for wins. Among his many honors are NABC and Naismith Coach of the Year (1994), USBWA Most Courageous Award (1995), University of Arkansas Sports Hall of Honor (1996), Arkansas Sports Hall of Fame (1998), College Basketball Hall of Fame (2008), the Naismith Memorial Basketball Hall of Fame (2014) and NAIA Hall of Fame (2023). He was honored with a banner in the rafters of Bud Walton Arena on Feb. 24, 2015.

He led the Razorbacks to 13 NCAA Tournament appearances including six Sweet 16's (1990, 1991, 1993, 1994, 1995, 1996), four Elite Eights (1990, 1991, 1994, 1995), three Final Fours (1990, 1994, 1995) a national runner-up finish (1995) and the 1994 NCAA Championship.

In Richardson's 22 combined years as a head coach at the collegiate level - at Western Texas Junior College, the University of Tulsa and the University of Arkansas - he compiled a record of 508-206 (.711) and became the only head coach in college basketball history to win a National Junior College Championship, NIT Championship and NCAA Championship.








## ARKANSAS' ALL-TIME RECORD AT BWA

Year	Record	SEC Record	Attendance	Average	Natl Rk (Avg.)
1993-94	16-0 (1.000)	8-0 (1.000)	322,146	20,134	4th
1994-95	14-1 (.933)	7-1 (.875)	301,212	20,081	4th
1995-96	14-4 (.778)	6-2 (.750)	346,698	19,261	5th
1996-97	15-3 (.833)	6-2 (.750)	329,540	18,308	5th *
1997-98	15-0 (1.000)	8-0 (1.000)	291,089	19,406	4th
1998-99	14-2 (.875)	6-2 (.750)	292,704	18,294	5th
1999-00	9-5 (.643)	5-3 (.625)	249,300	17,807	6th
2000-01	16-2 (.889)	7-1 (.875)	292,057	16,225	9th
2001-02	11-5 (.688)	5-3 (.625)	241,033	15,065	13th
2002-03	8-8 (.563)	3-5 (.375)	236,638	14,790	14th
2003-04	10-6 (.625)	4-4 (.500)	236,676	14,792	13th
2004-05	13-3 (.813)	5-3 (.625)	252,608	15,788	9th
2005-06	15-1 (.938)	7-1 (.875)	239,336	14,958	12th
2006-07	13-3 (.813)	5-3 (.625)	267,520	16,720	9th
2007-08	15-1 (.938)	7-1 (.875)	274,360	17,148	8th
200-09	12-6 (.667)	2-6 (.250)	288,781	16,043	11th
2009-10	12-9 (.571)	5-3 (.625)	276,821	13,182	25th
2010-11	15-3 (.833)	5-3 (.625)	216,398	12,022	29th
2011-12	17-3 (.850)	5-3 (.625)	262,329	13,116	23rd
2012-13	17-1 (.944)	9-0 (1.000)	251,968	13,998	20th
2013-14	17-2 (.894)	7-2 (.778)	269,838	14,202	21st
2014-15	16-2 (.889)	7-2 (.778)	283,485	15,750	11th
2015-16	13-4 (.764)	6-3 (.667)	258,705	15,218	12th
2016-17	15-3 (.833)	6-3 (.667)	274,446	15,247	12th
2017-18	15-2 (.882)	7-2 (.778)	275,084	16,181	9th
2018-19	12-6 (.667)	5-4 (.556)	275,012	15,278	11th
2019-20	14-4 (.778)	5-4 (.556)	278,632	15,480	12th
2020-21	16-1 (.941)	8-1 (.889)	72,822 ^ #	4,284 ^	1st #
2021-22	17-1 (.944)	8-1 (.889)	346,727 % #	19,263	3rd #
2022-23	13-3 (.813)	6-3 (.667)	307,200 #	19,200	3rd #
<b>Totals</b>	<b>419-94 (.817)</b>	<b>174-68 (.719)</b>	<b>8,111,165</b>	<b>15,811</b>	

\* - National rank based on regular-season average of 19,321  
% - led NCAA in total attendance

^ - 25% capacity was the max due to COVID-19 protocols  
# - based on games played in Bud Walton Arena only




**BUD WALTON**, a co-founder of Walmart, was the key contributor to Arkansas' world-class facility.



### LARGEST CROWDS

Rk	Attendance	Opponent	Date
1.	20,237	Auburn	02/08/22
2.	20,320	Kentucky	01/26/97
3.	20,298	Auburn	02/24/99
	20,298	Kentucky	01/29/95
5.	20,275	Alabama	01/24/98
6.	20,274	Georgia	03/03/01
7.	20,272	Auburn	03/04/95
8.	20,270	Cincinnati	12/09/95
9.	20,268	Kentucky	01/29/05
	20,268	Alabama	01/24/95
11.	20,266	Kentucky	02/25/01
12.	20,264	LSU	01/31/95
13.	20,262	Alabama	02/16/94
14.	20,260	Memphis	02/09/95
15.	20,258	Missouri	12/06/97
	20,258	Ole Miss	02/18/95
17.	20,256	Missouri	12/05/95
18.	20,248	Ole Miss	02/05/98
	20,248	Alabama	02/28/96
20.	20,246	Vanderbilt	02/01/94
21.	20,242	Mississippi State	01/11/95
	20,242	Auburn	02/21/98
	20,242	Tulsa	12/23/94
24.	20,230	Florida	02/12/94
25.	20,224	Mississippi State	03/05/94
26.	20,214	Tennessee	01/07/95
27.	20,212	Missouri	12/2/93
28.	20,208	Louisville	12/21/96
	20,208	Auburn	02/26/94
	20,208	LSU	01/11/94
31.	20,202	South Carolina	02/18/98
32.	20,198	Kentucky	02/20/99
33.	20,190	Georgia	02/15/97
34.	20,186	Providence	01/23/99
35.	20,184	Mississippi State	02/13/99
	20,184	Delaware State	12/11/93
37.	20,168	Georgia	01/16/99
	20,168	Montevallo	02/25/95
39.	20,164	Vanderbilt	02/07/98
40.	20,162	Mississippi State	01/20/96
41.	20,158	LSU	01/30/96
42.	20,118	South Carolina	01/22/94
43.	20,114	LSU	01/27/99
44.	20,104	Ole Miss	01/09/98
	20,104	LSU	01/11/97
	20,104	Arizona	11/17/95
47.	20,102	Murray State	12/10/94
48.	20,098	Texas Southern	12/28/93
49.	20,096	Ole Miss	01/05/94
50.	20,084	Jackson State	12/18/93
51.	20,068	Tennessee	02/02/99
52.	20,048	Murray State	11/29/93
53.	20,034	Montevallo	02/05/94
54.	20,018	Florida A&M	12/21/94
55.	20,014	Centenary	12/06/94
56.	20,008	SMU	01/03/94
57.	20,006	Memphis	02/01/97
58.	20,002	UL Monroe	11/15/95



**CORLISS WILLIAMSON** led Arkansas in scoring in the final game at Barnhill Arena (19 pts) and the first game at Bud Walton Arena (13 pts).

### HOME GAME RECORDS

#### BOTH BARNHILL ARENA AND BUD WALTON ARENA

<b>POINTS:</b>	<b>Individual:</b>	51, Rotnei Clarke vs. Alcorn State, 11/13/10
	<b>Team:</b>	166, vs. U.S. International, 12/09/89
	<b>Combined Teams:</b>	267 (UA 166, U.S. International 101), 12/09/89
<b>FG MADE:</b>	<b>Individual:</b>	20, Dean Tolson vs. Texas A&M, 03/02/74
	<b>Team:</b>	68, vs. U.S. International, 12/09/89
	<b>Combined Teams:</b>	108 (UA 68, U.S. International 40), 12/09/89
<b>FG ATTS.:</b>	<b>Individual:</b>	36, Dean Tolson vs. Texas A&M, 03/02/74
	<b>Team:</b>	101, vs. U.S. International, 12/09/89
	<b>Combined Teams:</b>	201 (UA 97, Western Kentucky 104), 12/03/74
<b>FT MADE:</b>	<b>Individual:</b>	22, Martin Terry vs. Texas A&M, 01/22/72
	<b>Team:</b>	55, vs. Rice, 02/05/72
	<b>Combined Teams:</b>	96 (UA 55, Rice 41), 02/05/72
<b>REBOUNDS:</b>	<b>Individual:</b>	23, Nick Davis vs. Jackson State, 11/21/97
	<b>Team:</b>	77, vs. Jackson State, 11/22/02
	<b>Combined Teams:</b>	114 (UA 50, Western Kentucky 64), 02/03/74

### ARKANSAS TEAM

Points: 142 vs. Mississippi Valley State, 11/25/20  
 • Points First Half: 71 vs. Alcorn State, 11/13/09  
 • Points Second Half: 81 vs. Mississippi Valley State, 11/25/20  
 Field Goals Made: 57 vs. Troy State (57-99), 12/10/96  
 Field Goals Att.: 99 vs. Troy State (57-99), 12/10/96  
 Field-Goal Pct.: .623 vs. Jackson State (48-77), 11/22/96  
 3-Pointers Made: 21 vs. Troy State (21-37), 12/10/96 \*  
 3-Pointers Att.: 54 vs. North Texas (19-54), 12/30/98 \*  
 3-Point Pct. (Min. 15 att.): .667, 2x,  
 vs. Miss State (16-24) 1/9/16 **AND** vs. W. Carolina (14-21), 12/7/98  
 Free Throws Made: 48 vs. Ole Miss (48-53), 1/17/04  
 Free Throws Att.: 53, 2x,  
 vs. Ole Miss (48-53), 1/17/04 **AND** vs. Northeastern Ill. (35 of 53), 11/16/97  
 Free-Throw Pct. (Min. 10 att.): .941 vs. LSU (16-17) 2/12/05  
 Total Rebounds: 77 vs. Jackson State, 11/22/02  
 • Offensive Rebounds: 30, 2x,  
 vs. Northeastern Ill., 11/16/97 **AND** vs. Alcorn State, 12/3/95  
 • Defensive Rebounds: 48 vs. Jackson State, 11/22/02  
 Personal Fouls: 35 vs. Cincinnati, 12/9/95  
 Assists: 40 vs. Troy State, 12/10/96  
 Turnovers: 31 vs. Alcorn State, 12/3/95  
 Blocked Shots: 18 vs. Missouri, 12/5/95 \*  
 Steals: 26 vs. La-Monroe, 11/25/00 \*

### OPPONENT TEAM

Points: 98, 3x,  
 Florida, 2/18/12 **AND** Ole Miss, 2/4/09 **AND** Alabama, 2/28/96  
 • Points First Half: 60, Alabama, 2/28/96  
 • Points Second Half: 56, Jackson State, 11/30/94  
 Field Goals Made: 36, Northwestern State (36-70), 12/28/14  
 Field Goals Att.: 93, Centenary (34-93), 12/6/94  
 Field-Goal Pct.: .652, Auburn (33-54), 2/17/16  
 3-Pointers Made: 17, Florida (17-31), 1/14/98  
 3-Pointers Att.: 40, Jackson State (13-40), 11/21/97  
 3-Point Pct. (Min. 15 att.): .652, Auburn (15-23), 2/17/16  
 Free Throws Made: 38, Missouri (38-47), 12/15/95  
 Free Throw Att.: 52, Ole Miss (32-52), 1/9/99  
 Free-Throw Pct. (Min. 10 att.): 1.000, Florida (14-14), 2/16/21  
 Total Rebounds: 56, Georgia, 1/29/19  
 • Offensive Rebounds: 28, LSU, 1/11/97  
 • Defensive Rebounds: 41, Missouri, 1/2/21  
 Personal Fouls: 38, Northeastern Illinois, 11/16/97  
 Assists: 23, Vanderbilt, 2/7/98  
 Turnovers: 42, 2x,  
 Bethune-Cookman, 12/2/97 **AND** Grambling, 12/31/00  
 Blocked Shots: 12, Ole Miss, 2/5/11  
 Steals: 18, Alcorn State, 12/3/95

### ARKANSAS INDIVIDUAL

Points: 51, Rotnei Clarke vs. Alcorn State, 11/13/09  
 Field Goals Made: 15, Rotnei Clarke (15-21) vs. Alcorn State, 11/13/09  
 Field Goals Att.: 28, Pat Bradley (11-28) vs. North Texas, 12/30/98  
 Field-Goal Pct. (Min. 8 att.): 1.000, 3x, \*  
 Daniel Gafford (8-8) vs. Montana State 11/21/18  
 Moses Kingsley (8-8) vs. Southern University, 11/13/15  
 Lee Wilson (9-9) vs. Montevallo, 2/25/95  
 3-Pointers Made: 13, Rotnei Clarke (13-21) vs. Alcorn St., 11/13/09 \* #  
 3-Pointers Att.: 24, Pat Bradley (10-24) vs. North Texas, 12/30/98 \* #  
 3-Point Pct. (Min. 6 att.): 1.000, Patrick Beverley (6-6) vs. Auburn, 3/8/08  
 Free Throw Made: 18, Mason Jones (18-21) vs. Mississippi State, 2/15/20  
 Free Throw Att.: 22, Corliss Williamson (17-22) vs. Ole Miss, 2/18/95  
 Free-Throw Pct. (Min. 10 att.): 1.000, 5x, \*  
 Isaiah Joe (12-12) vs. Tennessee, 2/26/20  
 Dusty Hannahs (10-10) vs. Evansville, 12/8/15  
 Alandise Harris (11-11) vs. SMU, 11/18/13  
 Julysse Nobles (10-10) vs. Auburn, 1/25/11  
 Kareem Reid (14-14) vs. Memphis, 12/19/98  
 Total Rebounds: 23, Nick Davis vs. Jackson State, 11/21/97 \*  
 Offensive Rebounds: 12, Dionisio Gomez vs. Georgia, 1/18/03 (17 total)  
 Defensive Rebounds: 15, Nick Davis vs. Jackson State, 11/21/97  
 Assists: 15, 2x, \*  
 Dontell Jefferson vs. Portland St., 11/18/05  
 Kareem Reid vs. Jackson State, 11/22/96  
 Turnovers: 8, 3x,  
 Sonny Weems vs. Missouri, 11/28/07  
 Darian Townes vs. Tennessee, 2/24/07  
 Sunday Adebayo vs. Cincinnati, 12/9/95  
 Blocked Shots: 10, Steven Hill vs. Texas State, 12/6/05  
 Steals: 8, Clint McDaniel vs. Florida A&M, 12/21/94



**MASON JONES**, the first Razorback to lead the SEC in scoring and led the NCAA in free throws made, scored 30-plus seven times in Bud Walton Arena in 2020 with two games in the 40's. He scored 38 points versus Mississippi State, making a Bud Walton Arena-best 18 free throws.

### OPPONENT INDIVIDUAL

Points: 45, Jodie Meeks, Kentucky, 2/14/09  
 Field Goals Made: 17, Jodie Meeks (17-24), Kentucky, 2/24/09  
 Field Goals Att.: 29, Nate Driggers (13-29), Montevallo, 2/25/95  
 Field-Goal Pct. (Min. 8 att.): 1.000, Adam Wing (8-8), Evansville, 12/08/15  
 3-Pointers Made: 9, Bryce Brown (9-14), Auburn, 02/17/16  
 3-Pointers Att.: 14, 4x,  
 Bryce Brown, Auburn, 02/17/16  
 Travis Bader, Oakland, 11/16/11  
 Joe Ervin, North Texas, 12/30/98  
 Aijay Foreman, Centenary, 12/6/94  
 3-Point Pct. (Min. 6 att.): .714, Dan Cross (5-7), Florida, 2/12/94  
 Free Throw Made: 18, Jason Sutherland (18-20), Missouri, 12/5/95  
 Free Throw Att.: 20, 2x,  
 Jason Sutherland (18-20), Missouri, 12/5/95  
 Ansu Sesay (14-20), Ole Miss, 2/18/95;  
 Free-Throw Pct. (Min. 10 att.): 1.000, 2x,  
 Jared Harper (11-11), Auburn, 02/27/18  
 Deshon Taylor, Fresno State, 11/17/17  
 Total Rebounds: 18, 2x,  
 Kevin Samuel, TCU, 1/25/20  
 Korvotney Barber, Auburn, 1/24/09  
 Offensive Rebounds: 11, Sunday Adebayo, Memphis, 2/1/97  
 Defensive Rebounds: 14, Jaime Lloreda, LSU, 1/6/04  
 Assists: 12, Perth Robinson, Georgia, 1/18/95  
 Turnovers: 12, Devin Gibson, Texas-San Antonio, 12/12/07  
 Blocked Shots: 10, PJ Roberson, Grambling St., 11/26/11  
 Steals: 8, Terry Conerway, Southwest Texas State, 12/21/02

### MISCELLANEOUS

Overall Record: 419-94 (.817)  
 SEC Record: 174-68 (.719)  
 Most Combined Points: 215 vs. Centenary (Arkansas 121, Centenary 94)  
 Arkansas Points Scored: 37,355 (77.99); Opponents: 31,363 (65.48)  
 Field Goals: Arkansas: 14,117-30,432 (.464); Opponents: 11,316-27,970 (.405)  
 Arkansas 100-Point Games: 45  
 Arkansas 90-Point Games: 112  
 Opponent 100-Point Games: 0  
 Biggest Victory Margin: 80 vs. Mississippi Valley State (142-62), 11/25/20  
 Biggest Defeat Margin: 30 vs. Florida (98-68), 2/18/12  
 Longest Winning Streak: 30 games (Memphis 2/1/97-North Texas 12/30/98)  
 Longest Losing Streak: 3 (6x, last from 1/29/20-2/15/20)  
 Record vs. Ranked Teams: 44-30  
 Record vs. Top 10 Teams: 17-10  
 Record vs. Top Five Teams: 8-5  
 Highest Ranked Team at BWA No. 1, Auburn 2/08/22  
 Highest Attendance: 20,327 vs. Auburn, 2/08/22  
 Lowest Attendance: 7,096 vs. Indiana State, 3/18/14  
 ^ 4,110 vs Abilene Christian (12/22/20 – In 2020-21, Arena capacity was limited due to COVID-19 protocols

\* UA Record || # SEC Record





**THE RAZORBACKS** were 322-105 in 36 seasons in Barnhill Arena, winning the final 26 Southwest Conference (SWC) games played there.

### BARNHILL ARENA (First season 1954-55 • Final season 1992-93)

Year	Record	Conference	Avg. Att.	Year	Record	Conference	Avg. Att.
1955	7-2 (.778)	5-1 (.833)	NA	1978	12-0 (1.000)	7-0 (1.000)	6,305
1956	5-5 (.500)	5-1 (.833)	NA	1979	10-2 (.833)	6-2 (.750)	9,125
1957	6-4 (.600)	5-1 (.833)	NA	1980	12-0 (1.000)	8-0 (1.000)	9,129
1958	9-2 (.818)	6-1 (.857)	NA	1981	10-1 (.909)	7-1 (.875)	9,182
1959	5-4 (.556)	4-3 (.571)	NA	1982	11-0 (1.000)	8-0 (1.000)	9,198
1960	7-4 (.636)	4-3 (.571)	NA	1983	11-1 (.917)	7-1 (.875)	9,147
1961	8-2 (.800)	5-2 (.714)	NA	1984	11-0 (1.000)	8-0 (1.000)	8,840
1962	7-3 (.700)	4-3 (.571)	NA	1985	10-1 (.909)	7-1 (.875)	8,925
1963	6-3 (.667)	5-2 (.714)	NA	1986	4-7 (.364)	2-6 (.250)	8,641
1964	6-5 (.545)	4-3 (.571)	NA	1987	10-2 (.833)	6-2 (.750)	8,978
1965	5-5 (.500)	3-3 (.500)	NA	1988	11-1 (.917)	7-1 (.875)	8,725
1966	9-1 (.900)	6-1 (.857)	NA	1989	11-0 (1.000)	8-0 (1.000)	9,083
1967	3-5 (.375)	3-3 (.500)	NA	1990	10-1 (.909)	8-0 (1.000)	9,117
1968	5-4 (.556)	5-2 (.714)	NA	1991	13-1 (.929)	8-0 (1.000)	9,405
1969	5-5 (.500)	3-3 (.500)	NA	1992	10-1 (.909)	8-0 (1.000)	9,423
1970	3-4 (.429)	3-3 (.500)	NA	1993	9-2 (.818)	6-2 (.750)	9,435
1971	3-11 (.214)	0-7 (.000)	NA	<b>Totals</b>	<b>322-105 (.754)</b>	<b>215-66 (.765)</b>	<b>8,916</b>
1972	7-4 (.636)	4-3 (.571)	NA	<p>Note: Arkansas was a member of the Southwest Conference from 1924-91 and has been a member of the Southeastern Conference since 1992.</p> <p>Note: Barnhill Arena's capacity was expanded from 5,000 to 6,200 in 1977 and to 9,000 in 1978.</p>			
1973	9-5 (.643)	5-2 (.714)	NA				
1974	8-4 (.667)	5-2 (.714)	NA				
1975	12-2 (.857)	7-0 (1.000)	NA				
1976	11-1 (.917)	6-1 (.857)	NA				
1977	11-0 (1.000)	7-0 (1.000)	NA				



Championships were a tradition at Arkansas long before the Razorbacks earned the national title in 1994. The '94 championship was the grandest of them all, but the NCAA trophy isn't exactly the only one on the shelf in the fabulous Bud Walton Arena museum.

In fact, Arkansas has made six trips to the NCAA Final Four and earned 31 bids to the NCAA Tournament.

In conference play, Arkansas has won 24 league championships with 22 coming in the Southwest Conference between 1926 and 1991. The Hogs won the Southeastern Conference crown in 1992, their first year in the league, after winning three straight SWC titles. The Hogs have also won seven league tournament crowns.

Since joining the SEC, Arkansas continues to be an upper-echelon program. The Razorbacks won overall titles in 1992 and 1994, Western Division titles in 1992, '93, '94 and '95, and won the tournament crown in 2000.

Arkansas has a long-standing tradition of winning in basketball. It started in the 1920s and has carried through to this time. Even though Arkansas didn't begin playing basketball until 1924, the Hogs won more SWC championships than any other school.

It didn't take long for the Hogs to have an impact on the SWC. Two years after starting the program, Arkansas won its first league championship. It was the first of five in a row. **Francis Schmidt**, Arkansas' first basketball coach, guided the Hogs to the 1926, '27, '28 and '29 titles. **Chuck Bassett** was the coach of the 1930 championship squad.

**Wear Schoonover**, Arkansas' first football All-American, captained the 1930 club. He earned All-SWC honors three times. In fact, the Razorbacks

dominated the all-conference squads of the late 1920s. In 1928, Arkansas had four of the five All-SWC selections when **Glen Rose**, **Tom Pickell**, **Gene Lambert Sr.** and Schoonover were named all-league. Rose was also the first Razorback to earn All-America honors (1928), followed a year later by Pickell and Lambert.

The Hogs were loaded with all-conference talent during that time. Rose was a three-time All-SWC pick, as was Pickell.

Lambert and **Rolla Adams** made it twice as did **Milan Creighton**.

From 1926 through 1929, Arkansas was a combined 60-5.

When Schmidt left Arkansas as coach, he went to league rival TCU and was tough to beat until the Razorbacks hired Rose as head coach.

Rose began another glorious run with a co-championship in 1935. The Hogs won SWC titles in '36, '38, '41 and '42. The 1936 Razorbacks almost represented the United States in the Olympics, winning four games in an Olympic playoff before losing to a team of all-stars from California in the semifinals of the tournament.

**Jim Lee Howell**, **Ike Poole**, **Taft Moody**, **Don Lockard**, **Jack Robbins**, **Howard Hickey** and **Johnny Adams** were the stars of their day. Adams was an All-American in 1941. He was Arkansas' fifth All-American, but the last one until **Martin Terry** made it in 1973.

From 1945-1950, Arkansas had four second-place finishes and shared the 1949 title. The Razorbacks then went through a mild recession before claiming a co-championship in 1958. By winning a playoff game against SMU, Arkansas qualified for the NCAA Tournament. It wasn't a pleasant experience. Oklahoma State,



**SCOTTY THURMAN'S** clutch three-pointer with the shot clock winding down and 51 seconds left to play gave Arkansas a 73-70 lead in the 76-72 victory over Duke in the 1994 NCAA Championship game.

which featured Eddie Sutton as a player, downed the Hogs by 25, 65-40, and Oscar Robertson exploded for 58 points as the Hogs were drilled by Cincinnati, 97-62, in a consolation game.

As unpleasant as the tournament experience was, Arkansas would have loved to have gone back, but it didn't happen for 19 years. Not even Rose, who led the Hogs to the '58 title in his second stint as coach, could return Arkansas to glory. He retired following the 1966 season, but neither of his two successors, **Duddy Waller** or **Lanny Van Eman**, put a contender on the floor.

Van Eman did, however, bringing excitement to the game. His teams regularly scored in the 80s and 90s at a time when the traditional powers played games in the 60s. Van Eman recruited **Martin Terry** from junior college and Terry set school single-season scoring records that still stand. He averaged 28.3 points per game as a senior. Even though he played only two seasons, Terry still ranks among Arkansas' top 20 all-time scorers.

Unfortunately, Van Eman's teams usually gave up more points than they scored. Twice in 1971, Arkansas scored 100 or more points and lost.

Van Eman's second club managed to win 16 games, but only five came in SWC play. Arkansas and Baylor, which paired for a thrilling 111-110 Baylor victory the year before, put on another wild show with the Razorbacks winning, 131-109, in Fayetteville, setting a league record for points scored by two teams in a conference game.

After the 1974 Hogs won just 10 games, **Frank Broyles**, newly appointed athletic director as well as an already established football coach, decided it was time to make a commitment to basketball. He turned things around by hiring **Eddie Sutton**.

Sutton caught the state's attention in his first season when the Razorbacks finished 17-9 and second in the SWC. By the time his second team finished its 19-9 campaign, construction workers were already renovating Barnhill Arena, a facility constructed in 1957.

The 1976 Hogs also featured the nucleus of what was to become one of the greatest teams in history. **Ron Brewer** and **Marvin Delph** were sophomores. **Sidney Moncrief** was a freshman and he quietly led the nation in field goal percentage (.665, 149-224), and Sutton knew he had something special.

With half of Barnhill's facelift completed before the 1977 season, a new wave of excitement swept through the entire state of Arkansas.

The Razorbacks blitzed through the SWC unbeaten, winning their first league title in 19 years. Brewer, Moncrief and Delph were the toast of the Ozarks. Arkansas finished 26-2, but lost in the first round of the NCAA Tournament when Moncrief fouled out, allowing Wake Forest to come from behind for a victory.

Expectations were high in 1978 and the Hogs didn't disappoint. For a week, the Razorbacks were even ranked No. 1 in the Associated Press poll. A loss at Houston after two victories earlier in the week dropped the Hogs from their position at the top.

Arkansas shared the SWC title with Texas, but was upset by Houston, again on a last-second shot at the SWC Tournament. Stunned, the Razorbacks returned home unsure of whether or not they would receive an at-large bid to the NCAA Tournament.

The Hogs got in and victories over Weber State and No. 2 UCLA thrust Arkansas into the regional finals. Brewer hit a long jumper with less than a minute to play and **Jim Counce** scored on a layup at the end to seal a 61-58 victory over Cal-Fullerton, sending the Hogs to the Final Four.

No. 1-ranked Kentucky ended Arkansas' dreams of a national title with a semifinal victory, but Brewer hit another of his patented buzzer shots in the third-place game, giving Arkansas a thrilling 71-69 victory over Notre Dame.



The 1944 Razorback men's basketball team.

With All-American Brewer and the sleek-shooting Delph gone, Moncrief and **Steve Schall** were left to lead the 1979 Hogs. It was almost a repeat performance of 1978.

Moncrief was brilliant. He simply refused to allow his team to lose. After a brief midseason slump, Arkansas won 14 straight games, including two at the SWC Tournament and two in the NCAA Tournament. A victory over Louisville sent Arkansas into the Midwest Regional finals against No. 1-ranked Indiana State and superstar Larry Bird.

Arkansas could not stop Bird, but ISU could not contain Moncrief. In one of the greatest games in UA history, the Hogs suffered a 73-71 setback, when a last-second Sycamore shot bounced twice and fell in. Arkansas finished 25-5 and the Moncrief era was history.

Sutton won three more SWC titles and left behind a legacy, when his teams won 20 or more games nine years in a row. Arkansas played in the NCAA Tournament in each of those nine seasons, but never came close to returning to the Final Four. The Razorbacks even featured a team that had three future first-round NBA draft choices when **Scott Hastings**, **Darrell Walker** and **Alvin Robertson** played together. **Joe Kleine**, another future first-round NBA pick and member of the 1984 Olympic team, redshirted that year (1982).

When Sutton left for Kentucky after the 1985 season, Broyles turned a completely different direction when he hired **Nolan Richardson**. Richardson's teams were noted for defense, just as Sutton's were, but it was a different style of defense. Richardson's defense usually turned quickly to offense and his teams at Tulsa had led the nation in scoring.

Inheriting a group of players recruited to play at a slower pace, Richardson had to bite the bullet as his first season resulted in a 12-16 finish. Then he started recruiting. His second team won 19 games and his third was 21-9. His 1989 squad won Arkansas' first SWC title since 1982 and breezed through the league tournament. Arkansas set school scoring records and downed Loyola-Marymount in the first round of the NCAA Tournament before bowing out to Louisville.

By then, Richardson's style and players had converted Razorback fans. Barnhill Arena was hopping every time the Hogs played. It wouldn't have taken a Final Four appearance for the state to go nuts, but when the Razorbacks reached the 1990 Final Four, the state went crazy.

The Hogs were SWC champs again and dominated the SWC Tournament for the second consecutive year. Triumphs over Princeton, Dayton, North Carolina and Texas sent the Razorbacks into the Final Four. A loss to Duke in the semifinals ended the season at 30-5.



It nearly happened again in 1991. Arkansas won a school-record 34 games before falling to Kansas in the Southeast Regional finals. Arkansas ended its history in the Southwest Conference by winning the final three regular season and tournament championships.

A new era was launched in 1991-92 and the Razorbacks didn't miss a beat. Arkansas won the Southeastern Conference title with a 13-3 record. Included were two victories over Shaquille O'Neal-led LSU and a big win at Kentucky. The **Todd Day-Lee Mayberry-Oliver Miller** era ended with a 26-8 season and another trip to the NAAs.

Day finished his career as the program's all-time leading scorer (2,395 pts) and second in steals (271) while Mayberry was third on the all-time scoring list (1,940 pts) and first in steals (291). Miller finished seventh on the career scoring list (now ninth with 1,674 pts), is the school's all-time leader in field goal percentage (.636) and is third in career rebounds (886).

After winning the SEC's Western Division in '93 and pushing North Carolina to the limit in a Sweet 16 loss to the eventual national champions, the Razorbacks enjoyed its best season ever in 1994. Arkansas won nearly everything possible. The Razorbacks were SEC champs, again sweeping LSU and winning at Kentucky, they made the school's fifth trip to the Final Four and completed their dream season by beating Arizona and Duke to win the national title.

A year later, Arkansas was No. 1 in all the preseason polls, but the Hogs stumbled early before making a late-season run. Arkansas repeated as Western Division champion, then downed Texas Southern, Syracuse, Memphis and Virginia to earn its sixth Final Four appearance.

A win over North Carolina in the semifinals allowed the Hogs to advance to the finals, but it was UCLA's year as the Bruins beat Arkansas for the 1995 crown.

With every starter gone from the back-to-back Final Four clubs, Arkansas was expected to struggle in 1996. Richardson, however, molded together a young team and the Hogs peaked late. Seeded 12th in the NCAA East Regional, Arkansas beat Penn State and Marquette to advance to the Sweet 16 before falling to top-ranked Massachusetts.

In 1997, Arkansas was forced to endure an NCAA inquiry, which proved fruitless, but it damaged the Hogs' recruiting. The streak of nine straight NCAA Tournament appearances ended but the Bud Walton Arena crowds were rejuvenated by three NIT games. Fans who never before had the opportunity to buy Razorback basketball tickets were able to attend and helped Arkansas advance to the NIT semifinals in New York.

It was back to the NAAs in 1998 as the Razorbacks, who got 10.4 points and an SEC-leading 9.8 rebounds per game from **Nick Davis**, won 24 games and reached the second round with a win over Nebraska.

Arkansas won its 10th straight NCAA Tournament first-round game in 1999 as **Pat Bradley** set school records for career three-point shooting (366-915, .400). **Derek Hood** recorded more double-doubles than anyone in Arkansas history (18) and also led the league in rebounding (10.3), and **Kareem Reid** broke Lee Mayberry's career record for assists (748).

The Razorbacks also had one of the most unique weeks in its basketball history. The final two home games came over a five-day span against No. 5 Kentucky and No. 2 Auburn. Never before had Arkansas played two top 10 teams at home in the same week. Arkansas beat UK, 74-70, and topped Auburn, 104-88.

Following an up-and-down season in 2000, Arkansas won four games in four days, including wins over No. 16 Kentucky, No. 10 LSU and No. 23 Auburn to win the school's first SEC Tournament title. **Brandon Dean** was the MVP after averaging 15.2 points in the title run. **Joe Johnson** was the 2000 SEC Newcomer of the Year and went on to be a 2001 honorable mention All-America and an NBA first-round draft pick.

The 2001 club rebounded from an 0-3 league start with a six-game winning streak late in the year to earn Arkansas' 13th NCAA Tournament appearance in 14 years and its 15th straight post-season tournament berth.

The Nolan Richardson era came to an end in 2002 when he was released from his contract. The Razorbacks dropped to 14-15, including a 13-14 mark under Richardson. Mike Anderson was 1-1 as interim head coach for the last two games of the season.

**Stan Heath** rebuilt the roster with recruiting classes ranked as high as No. 13 by Rivals.com in 2004 and No. 7 by Hoop Scoop in 2003. In 2005, the Razorbacks won the Paradise Jam tournament title and went 18-12.

In 2006, Heath had Arkansas back in the NCAA Tournament, going 22-10 behind honorable mention All-American **Ronnie Brewer** (18.4 ppg), All-SEC guard **Jonathon Modica** (16.1 ppg) and SEC Sixth Man of the Year **Eric Ferguson** (8.1 ppg).

Arkansas earned another NCAA bid in 2007. The Razorbacks won the Old Spice Classic, reached the finals of the SEC Tournament and recorded the 27th 20-win season in school history by finishing 21-14. **Patrick Beverley** (13.9 ppg, 4.5 rpg) was the SEC Newcomer and Freshman of the year, and **Steven Hill** (6.2 ppg, 2.8 blocks) the SEC Defensive Player of the Year.

**John Pelphrey**, an honorable mention All-American as a player at Kentucky, became head coach for the 2008 season. His background included playing for Eddie Sutton and Rick Pitino at Kentucky, and working as an assistant coach for Sutton at Oklahoma State, and Billy Donovan at Marshall and Florida.

Pelphrey's first Razorback team went 23-12, was 6-2 against ranked teams, reached the finals of the SEC Tournament and advanced to the second round of the NCAA Tournament with a win over No. 24 Indiana. **Sonny Weems** (15.0 ppg, 4.5 rpg) was first-team All-SEC and won the College Slam Dunk championship.

The Razorbacks ushered in a new (old) style of basketball with the hiring of longtime Razorback assistant **Mike Anderson** for the 2011-12 campaign. Anderson left the program in 2002 when Richardson departed and went on to highly successful head coaching stints at UAB and Missouri before returning to Arkansas.

The Razorbacks were 169-102 in Anderson's eight seasons and made five postseason tournament berths – three in the NCAA (2015, 2017 and 2018) and two in the NIT (2014 and 2019). Anderson, who did not have a losing record in his tenure, also produced NBA draft picks **Bobby Portis** and **Daniel Gafford**.

**Eric Musselman** was named Arkansas' 13th head men's basketball coach on April 7, 2019 and introduced to the fans on April 8. In his first season, the Razorbacks won 20 games before the season was cut short during the SEC Tournament due to CO-VID 19 pandemic. Under his guidance, Arkansas led the NCAA in 3-point field goal percentage defense (.272) and **Mason Jones** led the NCAA in free throws made (232) and attempted (282) – both school records. Jones was also voted honorable mention All-America and 2020 AP SEC co-Player of the Year as he was the first Razorback to lead the SEC in scoring (22.0 ppg). **Isaiah Joe** was drafted by the 76er and Jones played with both the Rockets and 76ers.

Year two and three under Musselman saw the program reach heights it had not attained since mid 90's. The Razorbacks won 25 and 28 games, respectively, reached back-to-back NCAA Elite 8's and finished ranked among the nation's top 10 each year. **Moses Moody** was voted honorable mention All-America, the SEC Freshman of the Year, first team All-SEC and became the program's first ever "one-and-done." The following year **JD Notae** was consensus third team All-America and **Jaylin Williams** was drafted by the Oklahoma City Thunder.

In 2022-23, Arkansas reached its third straight Sweet 16, beating top-seed Kansas in the second round, and saw three "one-and-dones" in **Anthony Black** (#6 overall pick), **Nick Smith Jr.** (#27 pick), and **Jordan Walsh** (#38 pick), while All-SEC pick **Ricky Council IV** signed a two-way, free agent deal.

The history of Razorback basketball is filled with thrilling and even heart-stopping moments. The Final Four, conference championships and last-second, game-winning jumpers shape the memories of the "greatest" moments in Arkansas history. These are a few selected memorable games:

### No. 2 ARKANSAS 76, No. 6 DUKE 72

NCAA Championship Game

April 4, 1994, at Charlotte, N.C.

Despite Arkansas' incredible basketball success through the years, the Razorbacks had never played for the national championship until their battle with Duke at the Charlotte Coliseum. The Hogs had been ranked No. 1 much of the year, but Duke had won two national titles in the three previous seasons and had defeated Arkansas in the 1990 Final Four at Denver.

Duke controlled the tempo in the first half and Corliss Williamson, who had been nearly unstoppable in the entire tournament, missed his first five shots for the Razorbacks. The Blue Devils led by as many as five points in the opening period, but Scotty Thurman drilled a late three-pointer to give Arkansas a 34-33 halftime advantage.

Corey Beck hit a short jumper early in the second half to give the Hogs a 38-35 lead, but Duke scored 13 unanswered points and suddenly led 48-38 with 17:09 left. While the surge left Duke fans roaring their approval, it also sped up the tempo of the game. The Razorbacks trailed but actually had the Blue Devils right where they wanted them.

Playing at a quicker pace, Arkansas caught up in less than five minutes. When Al Dillard drilled a three with 8:08 remaining to give Arkansas a five-point lead, it looked like momentum had swung to the Hogs for good. Duke fought back and tied the game at 65-65 and finally 70-70 with 1:29 remaining. The Razorbacks took a timeout.

When Dwight Stewart fumbled a pass, he quickly passed it out to Thurman with the shot clock winding down. Thurman had no choice but to shoot. As his shot was narrowly clearing the outstretched hand of Antonio Lang, the shot clock hit zero. The shot, though, was true. It was a dagger to the hearts of the Blue Devils and surpassed U.S. Reed's halfcourt jumper against Louisville as the most famous shot in Arkansas history.

Duke never recovered. Three free throws in the final seconds clinched the 76-72 victory that gave Arkansas the 1994 national championship.

### Arkansas 76, Duke 72

Final Four • National Championship Game • April 4, 1994  
Charlotte Coliseum • Charlotte, N.C. • Att.: 23,674

#	Player	Tot-FG	FGA	3-Pt	FGA	FT	FTA	Rebounds	PF	TP	A	TO	BLK	S	MIN
		FG		FG				OF	DE	Tot					
21	Antonio Lang *	6	9	0	0	3	3	3	2	5	5	15	3	5	1 0 34
33	Grant Hill *	4	11	1	4	3	5	1	13	14	3	12	6	9	3 3 38
44	Cherokee Parks *	7	10	0	0	0	1	3	4	7	3	14	0	0	2 0 30
5	Jeff Capel *	6	16	2	6	0	0	1	4	5	3	14	4	6	0 1 35
20	Chris Collins *	4	11	4	8	0	0	0	0	0	1	12	1	1	1 1 34
3	Marty Clark	1	6	0	2	1	2	1	0	1	2	3	3	2	0 0 15
52	Erik Meek	1	2	0	0	0	0	3	4	7	1	2	0	0	0 0 14
	TEAM							2	3	5					
	Totals	29	65	7	20	7	11	14	30	44	18	72	17	23	7 5 200

FG%	1st Half: 15-39 .484	2nd Half: 14-34 .412	Game: .446	DEADBALL
3-Pt. FG%	1st Half: 2-9 .222	2nd Half: 5-11 .455	Game: .350	REBOUNDS
F Throw%	1st Half: 1-3 .333	2nd Half: 6-8 .750	Game: .636	1

#	Player	Tot-FG	FGA	3-Pt	FGA	FT	FTA	Rebounds	PF	TP	A	TO	BLK	S	MIN
		FG		FG				OF	DE	Tot					
23	Ken Biley *	0	0	0	0	0	0	0	0	0	1	0	0	0	0 3
34	Corliss Williamson *	10	24	0	0	3	5	7	1	8	3	23	3	5	2 2 35
15	Dwight Stewart *	3	11	0	5	0	0	4	5	9	3	6	4	1	0 4 29
14	Corey Beck *	5	11	0	1	5	8	2	8	10	3	15	4	3	0 1 35
30	Scotty Thurman *	6	13	3	5	0	0	1	4	5	2	15	1	0	0 1 36
12	Clint McDaniel	2	5	1	3	2	4	0	2	2	2	7	3	1	0 3 32
44	Darnell Robinson	1	5	0	0	0	0	1	1	2	1	2	0	1	0 0 12
3	Al Dillard	1	5	1	4	1	2	1	0	1	1	4	0	0	0 0 8
22	Davor Rimac	0	1	0	0	0	0	0	0	0	0	0	0	1	0 0 5
33	Lee Wilson	2	2	0	0	0	0	1	3	4	1	4	0	1	0 0 5
	TEAM							2	1	3					
	Totals	30	77	5	18	11	19	19	25	44	17	76	15	12	3 11 200

FG%	1st Half: 16-38 .421	2nd Half: 14-39 .359	Game: .390	DEADBALL
3-Pt. FG%	1st Half: 2-5 .400	2nd Half: 3-13 .231	Game: .278	REBOUNDS
F Throw%	1st Half: 0-0 .000	2nd Half: 11-19 .579	Game: .579	6

Technical fouls: None

Score by Periods	1st	2nd	Total
Duke	33	39	72
Arkansas	34	42	76



Corey Beck had 15 points, a team-high 10 rebounds and four assists in the championship game victory over Duke.



### 1994 NATIONAL CHAMPIONSHIP

Without a senior in the starting lineup, playing in the most palatial arena in college basketball with the President of the United States attending four games and led by a coach with a system that could not be drawn up on a blackboard, Arkansas vaulted into the elite of the elite when the Razorbacks won the 1994 NCAA Championship.

Construction workers built Bud Walton Arena in record time and the 19,200-seat showcase dazzled fans and opponents as much as the Razorbacks did. Sellout crowds each time the doors were opened watched the Hogs go 16-0 at home. Only one game, the 84-83 victory over LSU, was decided by fewer than 10 points. Arkansas won those 16 games by an average of 30 points.

Arkansas blitzed Murray State, 93-67, in the Bud Walton Arena opener on Nov. 29, but the building was dedicated a few nights later when Missouri came to Fayetteville for an ESPN showcase game. The Dec. 2 game was decided in the first few minutes as Arkansas roared to a 120-68 victory over a Missouri club that went unbeaten in the Big Eight and came within one victory of reaching the Final Four.

Ranked No. 1 nationally for 10 weeks during the regular season, the Hogs lost only twice during the regular campaign. Alabama beat Arkansas, 66-64, in Tuscaloosa, and Mississippi State edged the Hogs, 72-71, in Starkville.

Sophomores Corliss Williamson and Scotty Thurman carried much of the load, while junior Corey Beck was the blue collar leader. When the Hogs had to score, they went inside to Williamson, who averaged 20.4 points per game. He shot 62.6 from the field and 70 percent at the free throw line.

Thurman, though, was the last-minute hero. His three-pointer with seven seconds left gave Arkansas a one-point victory at Tennessee. He hit another three in the last 30 seconds to lift the Hogs past LSU at Baton Rouge in overtime.

Beck did much of the dirty work, defending with tenacity and leading the team in assists. He and junior Clint McDaniel were probably the best defensive guards in college basketball. Head coach Nolan Richardson certainly thought so. McDaniel also provided perimeter firepower, as did junior Dwight Stewart, Arkansas' fifth starter who was more a forward than a center.

Richardson used a deep bench to guide the Hogs to a 24-2 regular season finish. Al Dillard brought instant offense into any contest with his incredible three-point shooting range. He was Arkansas' third-leading scorer behind Williamson and Thurman (15.9 ppg) with an 8.9 average even though he played just more than 12 minutes a game. Roger Crawford, one of only two seniors on the squad, also brought instant firepower off the bench, but he was injured early in the NCAA Tournament run and was not available for the Final Four.

In his honor, UA players wore a No. 31 patch on their jerseys.

Freshmen Darnell Robinson and Lee Wilson, a pair of 6-11 centers, gave the Hogs size they didn't have in 1993 when they won 22 games and reached the Sweet 16 before falling to eventual national champion North Carolina. Senior Ken Biley and junior Elmer Martin also made significant contributions.

When President Bill Clinton visited Bud Walton Arena for a Dec. 28 blowout of Texas Southern, no one realized it would be a preview of later visits to the NCAA Tournament. The nation's most recognizable Razorback fan later appeared on the cover of Sports Illustrated wearing sweats presented by Richardson.

A 13-game winning streak was snapped by Kentucky in the SEC Tournament, but the Razorbacks were still seeded first in the Midwest Regional at Oklahoma City. Williamson scored 24 points and had seven rebounds in a 94-79 first-round victory over North Carolina A&T. He followed with 21 points and Robinson, making a surprise start, added 13 in the 85-73 second-round win over Georgetown.

Earlier in the year, Tulsa gave Arkansas a scare before the Hogs won in overtime, 93-91, in Tulsa. The Golden Hurricane surprised UCLA and Oklahoma State to reach the Sweet 16 with Arkansas in Dallas. This one was no contest as Williamson and Thurman scored 21 each, and McDaniel 19 in a 103-84 victory.

Michigan was Arkansas' regional final foe and the Hogs could not contain Juwan Howard, but neither could the Wolverines handle Thurman. With Williamson smothered by Michigan's inside defense and held to 12 points, Thurman tossed in 20 as Arkansas reached the Final Four with a 76-68 win attended by President Clinton.

By the time the Hogs arrived at Charlotte, N.C., they were a confident bunch. They also had been somehow convinced by Richardson that they were not nationally respected, even though they had been ranked No. 1. Arizona was the semifinal opponent and the Wildcat guards, Damon Stoudamire and Khalid Reeves, were billed as the top offensive guards in the nation.

Beck and McDaniel were motivated to the hilt and smothered them. They combined to hit just 11 of their 43 shots, including just two of 22 three-point attempts. Williamson scored 29 points and grabbed 13 rebounds, and the Hogs advanced to the championship game with a 91-82 victory.

An entire state stood still on April 4, 1994. Arkansas fans who could not be there (more than 3,000 made the trip to Charlotte) watched and listened in every corner of the state. President Clinton was there again, and so was Duke, the 1991 and '92 national champion.

After an airtight first half that ended with Arkansas holding a 34-33 lead, Duke jumped out to a 10-point advantage in the first three minutes of the second half. However, the pace of the game picked up during the run and it never slowed down. The Razorbacks took advantage and were even with the Devils less than five minutes later.

When Arkansas built a 70-65 lead late in the contest it looked safe, but Grant Hill's three tied the game with 1:29 remaining.

Although Williamson finished with 23 points, there was no doubt who would take the next shot for Arkansas. Thurman launched a high-arching three-point attempt with only seconds left on the shot clock. The shot fell with 51 seconds left and when it settled through the net, the outcome had been determined. A pair of free throws by McDaniel and another by Dillard sealed Duke's fate, 76-72.

Once the national championship belonged to the Hogs, an entire state celebrated. President Clinton embraced Richardson on the court and later officially honored the Razorbacks at the White House.

The 1994 NCAA championship trophy is on display at Bud Walton Arena.



**CORLISS WILLIAMSON** was named the Most Outstanding Player of the 1994 Final Four after averaging 26.0 points and 10.5 rebounds in Arkansas' two wins.

### ARKANSAS IN THE FINAL FOUR

- 1941 - 3RD-T
- 1978 - 3RD
- 1994 - NATIONAL CHAMPION
- 1945 - 3RD-T
- 1990 - 3RD-T
- 1995 - RUNNER-UP



During Arkansas' long, illustrious history, the Razorbacks have been to the NCAA Final Four six times.

The Hogs have earned 30 bids to the NCAA Tournament and made 29 appearances, missing the 1944 event due to a car accident prior to the first-round games.

Only eight schools in the entire country have been to the Final Four more than Arkansas, and only eight schools have earned more than UA's 30 NCAA Tournament bids.

Among SEC schools, only Kentucky has been to the NCAA Tournament more often. In fact, Arkansas, Kentucky, LSU, Georgia, Mississippi State and Florida are the only league schools to reach the Final Four.

It was tougher to get in the tournament in the early days, but it also took fewer games to win the title.

In the 1940s, only eight teams participated in the NCAA Tournament, which first became an event in 1939. Up to that point, the NIT was the top national post-season tournament. Twice in the '40s, the Razorbacks advanced to the Final Four.

The 1941 Hogs roared through the Southwest Conference with a 12-0 mark and carried a 19-2 record into the tournament. Arkansas downed Wyoming, 65-40, to reach the Final Four at Kansas City. Washington State handed the Razorbacks a 64-53 setback, meaning Arkansas and Pittsburgh tied for third since there was no third-place game.

Arkansas returned in 1945, again to Kansas City. Arkansas was 16-8 entering the tournament but edged Oregon, 79-76, to reach the Final Four. Eventual national champion Oklahoma State, which Arkansas had defeated once earlier in the season, downed the Hogs and UA tied Ohio State for third place.

It took 33 years for Arkansas to return. In 1978, the Hogs were SWC champs and beat Weber State, second-ranked UCLA and California-Fullerton to advance to the Final Four at St. Louis. Top-ranked Kentucky led by just one with two minutes to play and posted a 64-59 victory.

There was a third-place game and Ron Brewer hit a buzzer shot from the top of the circle to send the Razorbacks past Notre Dame, 71-69. Brewer had 20 points and Marvin Delph 21 in their final game as Razorbacks.

Nolan Richardson guided the Hogs to the Final Four in 1990, 1994 and 1995.

In 1990, wins over Princeton, Dayton, North Carolina and Texas earned Arkansas a trip to Denver. The Razorbacks were 30-4 heading into a semifinal showdown with Duke.

Richardson took his club to Denver a day early to adjust to the altitude, but the Hogs fell behind early in both halves and used plenty of adrenaline to catch up. Arkansas led 69-62 with 10:38 remaining, but ran out of gas. Duke came back and won, 97-83, but also used most of its energy. The Blue Devils were beaten by Nevada-Las Vegas in the title game while Arkansas tied Georgia Tech for third.




The ultimate came in 1994. The Hogs downed North Carolina A&T, Georgetown, Tulsa and Michigan to advance to the Final Four at Charlotte, N.C. The win over Arizona was Arkansas' first ever in the national semifinals and set up a clash with Duke.

With the score tied with less than a minute to play, a well-defended Scotty Thurman hit a three-pointer to lead the Razorbacks to a 76-72 victory and the national title.

With every starter from the championship squad returning, the Hogs were favored to return to the Final Four in 1995, and they did. Texas Southern, Syracuse, Memphis and Virginia were knocked off along the way to the Final Four at Seattle, but none of the wins came by more than six points.


Arkansas fell behind early but rallied to get by North Carolina in the semifinals. Playing in the NCAA championship game for the second straight year, Arkansas came up short in an 89-78 loss to UCLA.



**COREY BECK** averaged 12.0 points, 7.0 rebounds and 4.0 assists in earning Final Four All-Tournament honors in 1994.







### No. 5 ARKANSAS 74, No. 2 UCLA 70

NCAA Tournament Regional Semifinal

March 16, 1978, at Albuquerque, N.M.

It had been an incredible year for Arkansas. The Razorbacks repeated as South-west Conference champs but had to nervously await an NCAA at-large bid when they were eliminated from the league tournament by Houston in the semifinals. The "Triplets," Ron Brewer, Sidney Moncrief and Marvin Delph, were the ringleaders.

Still, the Hogs were underdogs and a new kid on the NCAA block when they faced second-ranked UCLA in the third round at Albuquerque. David Greenwood was the leader of the Bruins, who weren't far removed from their incredible string of NCAA championships.

UCLA was stunned as Arkansas roared to a 40-22 lead that was cut to 42-29 by halftime. The Bruins didn't panic. They pressed the Hogs and took a 60-58 lead.

Brewer tied the game with two free throws, Steve Schall hit a short turnaround and Delph drilled a jump shot to put the Hogs back in front.

Delph sizzled by hitting 11 of his 14 shots, finishing with 23 points. Moncrief had 21 and Brewer 18. Greenwood finished with 17 for UCLA.

The victory moved the Razorbacks a step closer to their eventual trip to the Final Four.

### Arkansas 74, UCLA 70 West Regional • Sweet 16 • March 16, 1978 University Arena • Albuquerque, N.M. • Att.: 17,750

#	Player	FG	FGA	FT	FTA	Tot	PF	TP	A	TO	BLK	S	MIN
24	David Greenwood *	8	13	1	4	4	5	17	2	2	2	1	39
35	James Wilkes *	3	5	0	0	5	6	1	1	1	0	1	21
31	Gig Sims *	0	1	0	0	4	2	0	1	1	1	0	13
22	Raymond Townsend *	1	11	0	0	2	2	2	2	2	0	0	26
24	Roy Hamilton *	9	16	1	2	1	4	19	6	3	0	4	36
14	Brad Holland	5	8	0	0	0	2	8	2	1	0	0	20
32	Darrel Allums	6	7	0	2	10	4	12	0	2	0	1	27
50	Marvin Thomas	1	1	0	0	2	0	2	0	0	0	0	1
55	Kiki Vandeweghe	2	4	0	0	4	0	4	0	1	1	0	17
TEAM													
Totals		34	67	2	8	30	24	70	14	13	4	7	200

FG	1st Half: 14-28 .500	2nd Half: 20-39 .512	Game: .507	DEADBALL
F Throw	1st Half: 1-5 .200	2nd Half: 1-3 .333	Game: .250	REBOUNDS 2


#	Player	FG	FGA	FT	FTA	Tot	PF	TP	A	TO	BLK	S	MIN
42	Jim Counce *	0	1	2	2	3	0	2	3	5	0	2	39
44	Marvin Delph *	11	14	1	1	10	2	23	0	3	0	1	40
30	Steve Schall *	4	7	0	0	2	4	8	1	2	1	2	20
10	Ron Brewer *	5	14	8	10	5	0	18	5	4	0	0	40
32	Sidney Moncrief *	7	13	7	13	11	2	21	1	1	1	0	39
20	Alan Zahn	1	1	0	0	2	3	2	1	1	0	0	21
24	U.S. Reed	0	0	0	2	0	0	0	0	0	0	0	1
TEAM													
Totals		28	50	18	28	36	12	74	11	16	2	5	200

FG	1st Half: 19-30 .633	2nd Half: 9-20 .450	Game: .560	DEADBALL
F Throw	1st Half: 4-5 .800	2nd Half: 14-23 .608	Game: .642	REBOUNDS 3

Score by Periods	1st	2nd	Total
UCLA	29	41	70
Arkansas	42	32	74



### No. 1 INDIANA STATE 73, No. 5 ARKANSAS 71

NCAA Regional Final

March 17, 1979, at Cincinnati, Ohio

A Final Four team in 1978, Arkansas was not expected to return in 1979 with the loss of Ron Brewer and Marvin Delph, two of the famed "Triplets." Sidney Moncrief, however, almost single-handedly pushed his team to greater heights than anyone expected.

Moncrief, senior Steve Schall and a cast of sophomores and freshmen put together a 14-game winning streak late in the year and arrived at the Midwest Regional finals ready to challenge No. 1-ranked and unbeaten Indiana State, and superstar Larry Bird. The stakes were a spot in the Final Four.

Bird was awesome. The Hogs simply could not stop him. With 9:22 left, he already had 27 points. Razorback Coach Eddie Sutton then made the ultimate gamble. He put the 6-4 Moncrief on the 6-9 Bird for the final seven minutes.

Bird scored just four more points. Meanwhile, Moncrief was almost as unstoppable as Bird had been. He finished with 24 points and eight rebounds, and had his team in a position to win late. Arkansas had the ball with 1:31 left and holding for the last shot with the score tied 71-71. With 1:02 remaining, U.S. Reed tripped and was called for walking, giving the Sycamores the ball.

ISU held for the last shot, but could not get the ball to Bird, who was smothered by Moncrief. It was Bob Heaton who launched the shot with two seconds left and the Hogs watched helplessly as it hit both sides of the rim before dropping through, depriving the Hogs of a second straight trip to the Final Four.

### Indiana State 73, Arkansas 71 Midwest Regional • Elite Eight • March 17, 1979 Riverfront Coliseum • Cincinnati, Ohio • Att.: 17,166

#	Player	FG	FGA	FT	FTA	Tot	PF	TP	A	TO	BLK	S	MIN
42	Alex Gilbert *	6	9	0	0	2	3	12	0	0	2	0	22
40	Brad Miley *	3	3	0	0	4	2	6	3	1	0	0	35
33	Larry Bird *	12	22	7	8	10	3	31	3	2	0	1	40
23	Steve Reed *	0	1	0	0	0	3	0	5	0	0	0	32
22	Carl Nicks *	5	11	3	4	0	4	13	3	3	0	0	33
30	Bob Heaton	4	5	0	0	1	0	8	0	0	0	0	16
44	Leroy Staley	1	4	1	3	3	1	3	0	1	0	1	22
TEAM													
Totals		31	55	11	15	20	16	73	14	7	2	2	200

FG	1st Half: 15-30 .500	2nd Half: 16-25 .640	Game: .564	DEADBALL
F Throw	1st Half: 7-11 .636	2nd Half: 4-4 1.000	Game: .733	REBOUNDS 2

#	Player	FG	FGA	FT	FTA	Tot	PF	TP	A	TO	BLK	S	MIN
20	Alan Zahn *	5	7	0	0	3	3	10	3	1	0	0	30
44	Scott Hastings *	3	7	4	4	3	2	10	3	3	0	0	40
30	Steve Schall *	6	7	0	2	4	4	12	2	1	0	0	40
24	U.S. Reed *	4	8	3	3	4	5	11	2	1	0	0	34
32	Sidney Moncrief *	10	16	4	4	8	2	24	2	3	0	0	40
40	Tony Brown	0	0	0	0	0	0	0	1	0	0	0	4
34	Mike Young	2	2	0	0	1	1	4	1	0	0	0	12
TEAM													
Totals		30	47	11	13	25	17	71	14	10	0	0	200

FG	1st Half: 16-25 .640	2nd Half: 14-22 .636	Game: .638	DEADBALL
F Throw	1st Half: 7-9 .778	2nd Half: 4-4 1.000	Game: .846	REBOUNDS 0

Score by Periods	1st	2nd	Total
Indiana St.	37	36	73
Arkansas	39	32	71



### No. 20 ARKANSAS 74, No. 12 LOUISVILLE 73

NCAA Tournament Second Round

March 14, 1981, at Austin, Texas

Defending NCAA champion Louisville and Southwest Conference champion Arkansas clawed at each other for 39 minutes and 55 seconds in the second round of the NCAA Tournament and the scoreboard read Louisville 73, Arkansas 72 after Derek Smith's short jumper for the Cardinals.

The Razorbacks, who had led by six points with 2:13 left, called timeout. U.S. Reed took the inbounds pass and coolly dribbled to midcourt near the sideline. With a second left on the clock, he launched a desperation 49-footer. The only thing desperate after the shot was the look on the faces of the Louisville players as they watched the ball hit nothing but net.

Reed shook hands with everyone on the press table after hitting a shot that will live forever in the minds of Razorback fans. He finished with 19 points. Darrell Walker had 23 and the Hogs were still alive in the NCAA Tournament.

### Arkansas 74, Louisville 73 Midwest Regional • Second Round • March 14, 1981 Frank Erwin Center • Austin, Texas • Att.: 8,523

#### Arkansas

#	Player	Tot-FG		FT	Rebounds		TP	A	TO	BLK	S	MIN
		FG	FGA		FTA	Tot						
40	Tony Brown*	1	3	0	2	5	2	0	2	0	1	3
42	Keith Peterson *	2	4	4	6	6	3	8	0	2	0	39
44	Scott Hastings *	2	8	8	8	4	12	0	2	0	0	32
20	Darrell Walker *	9	15	5	7	4	3	23	3	1	0	2
24	U.S. Reed *	7	14	5	6	6	3	19	6	5	1	3
43	Greg Skulman	0	0	0	0	0	0	1	2	0	0	4
34	Mike Young	4	7	2	2	0	2	10	1	5	0	25
45	Carey Kelly	0	1	0	1	1	3	0	0	1	0	13
12	Brad Friess	0	0	0	0	0	0	0	0	0	0	4
TEAM Totals		25	52	24	30	24	74	11	20	1	7	200

FG	1st Half: 15-34 .441	2nd Half: 10-18 .555	Game: .480	DEADBALL
F Throw	1st Half: 7-8 .875	2nd Half: 17-22 .772	Game: .800	REBOUNDS 0

#### Louisville

#	Player	Tot-FG		FT	Rebounds		TP	A	TO	BLK	S	MIN
		FG	FGA		FTA	Tot						
43	Derek Smith *	5	9	0	0	7	4	10	5	6	1	35
22	Rodney McCray *	4	4	3	5	5	11	2	1	0	3	25
33	Charles Jones *	4	4	2	4	3	3	10	0	1	4	31
4	Lancaster Gordon *	3	6	2	3	4	2	8	1	2	1	30
5	Jerry Eaves *	3	11	3	5	4	2	9	3	8	0	35
21	Scotter McCray	5	9	1	4	4	4	11	0	0	2	23
34	Roger Burkman	0	0	4	4	1	5	4	0	0	0	8
44	Poncho Wright	2	5	6	6	0	1	10	1	1	0	2
14	Greg Deuser	0	1	0	0	0	0	0	1	1	0	3
TEAM Totals		26	49	21	31	29	73	13	20	8	10	200

FG%	1st Half: 12-18 .667	2nd Half: 14-31 .452	Game: .531	DEADBALL
F Throw%	1st Half: 9-15 .600	2nd Half: 12-15 .800	Game: .677	REBOUNDS 2

Technical fouls: None

Score by Periods	1st	2nd	Total
Arkansas	37	37	74
Louisville	33	40	73



### ARKANSAS 65, No. 1 NORTH CAROLINA 64

Feb. 12, 1984, at Pine Bluff, Ark.

North Carolina was 19-0 and ranked No. 1 nationally when the Tar Heels visited Pine Bluff. Arkansas was on its way to a second-place finish in the Southwest Conference and had defeated SMU in Dallas the day before.

Violent weather kept the Hogs from flying to Pine Bluff until the morning of the game, and the Razorbacks arrived in town two hours before the nationally televised contest.

North Carolina had plenty of weapons. Michael Jordan, Sam Perkins and Brad Daugherty, all future NBA stars, were in the starting lineup along with Steve Hale, a guard from Tulsa whose second choice of schools was Arkansas.

The Hogs were armed with Joe Kleine and Alvin Robertson, but the unsung heroes were Darryl Bedford and Charles Balentine. Bedford, a freshman who had been a little used reserve, hit all six of his shots and scored 12 points. Balentine, of course, was the hero at the end.

A crowd of 7,529 was in a frenzy from the opening tipoff to the final buzzer. They watched Jordan score 21 points and Kleine answer with 20. Perkins had 17 and Hale 15. Leroy Sutton scored 11 points, Balentine 10 and Robertson nine for the Hogs.

The second half was a nailbiter and the Tar Heels led by one with only seconds to play. Balentine drove the baseline and hit an eight-footer to give Arkansas the lead before UNC missed a buzzer shot.

### Arkansas 65, North Carolina 64 Pine Bluff Convention Center • Pine Bluff, Ark. • Att.: 7,529

#### North Carolina

#	Player	Tot-FG		FT	FTA	Tot	PF	TP	A	TO	BLK	S	MIN
		FG	FGA										
44	Matt Bomerly *	2	9	1	1	4	2	5	4	3	0	1	36
41	Sam Perkins *	5	10	7	8	11	3	17	0	1	0	0	34
42	Brad Daugherty *	0	3	2	2	3	5	2	1	1	1	1	22
25	Steve Hale *	5	9	5	5	0	4	15	6	2	0	4	37
23	Michael Jordan *	9	15	3	5	1	2	21	1	4	0	0	35
24	Joe Wolf	0	1	2	2	1	2	2	0	0	0	0	21
22	Buzz Peterson	1	2	0	0	0	1	2	0	2	0	1	13
35	Dave Popson	0	0	0	0	0	1	0	0	0	0	0	2
TEAM Totals		22	49	20	23	22	20	64	12	13	1	7	200

FG	1st Half: 11-22 .500	2nd Half: 11-27 .407	Game: .449	DEADBALL
F Throw	1st Half: 12-13 .923	2nd Half: 8-10 .800	Game: .870	REBOUNDS 2

#### Arkansas

#	Player	Tot-FG		FT	FTA	Tot	PF	TP	A	TO	BLK	S	MIN
		FG	FGA										
24	Charles Balentine *	4	8	2	2	3	2	10	2	0	0	1	39
33	Leroy Sutton *	5	6	1	2	3	5	11	0	2	0	0	16
35	Joe Kleine *	5	12	10	10	10	2	20	0	3	1	1	39
14	Ricky Norton *	1	3	0	0	5	2	2	5	3	0	2	33
21	Alvin Robertson *	3	7	3	6	2	4	9	10	3	0	2	34
12	Scott Rose	0	0	0	0	0	0	0	0	0	0	0	1
22	Robert Kitchen	0	0	0	0	0	1	0	0	1	0	0	5
54	Darryl Bedford	6	6	0	0	2	3	12	0	3	0	0	25
30	Mike Ratliff	0	0	1	2	0	0	1	0	1	0	0	4
52	Eric Poerscke	0	1	0	0	0	1	0	0	0	0	0	3
42	Robert Brannon	0	0	0	0	0	0	0	0	0	0	0	1
TEAM Totals		24	43	17	22	26	20	65	17	16	1	6	200

FG	1st Half: 13-26 .500	2nd Half: 11-17 .647	Game: .558	DEADBALL
F Throw	1st Half: 12-14 .857	2nd Half: 5-8 .635	Game: .773	REBOUNDS 4

Technical fouls: Arkansas - Eddie Sutton

Score by Periods	1st	2nd	Total
North Carolina	34	30	64
Arkansas	38	27	65





## No. 12 ARKANSAS 73, No. 2 HOUSTON 68

March 4, 1984, at Fayetteville

Hakeem Olajuwon and Houston were on their way to their third consecutive Final Four, they were ranked second nationally and hadn't lost a Southwest Conference game in two years. The Cougars had gone 16-0 in 1983 and were 15-0 going into the regular season finale at Barnhill Arena.

Arkansas was outstanding as well. The Hogs already had upset top-ranked North Carolina at Pine Bluff, but at 13-2 couldn't catch Houston in the SWC standings. No one in the overflow crowd of 9,438 cared as they watched a terrific contest showcased by national television.

Olajuwon was held to 10 points before fouling out, but Michael Young picked up the slack with 22 and Alvin Franklin earned 21. They weren't as hot as the Hogs, though. Joe Kleine, whose inside power put Olajuwon in foul trouble, scored 22 points, hitting all 10 of his free throws. Charles Balentine added 16, Ricky Norton 14 and Alvin Robertson 13 points and nine assists.

Houston led at the half but saw its hopes dim when Olajuwon drew his fourth and fifth fouls in a 38-second span six minutes from the end while trying to stop Kleine inside. Kleine hit all four free throws and the Hogs had a huge victory.

### Arkansas 73, Houston 68 Barnhill Arena • Fayetteville, Ark. • Att.: 9,438

Houston		Tot-FG		FGA		FT		FTA		Rebounds		TP		A		TO		BLK		S		MIN	
#	Player	FG		FG		FT		FTA		Tot	PF	TP		A		TO		BLK		S		MIN	
43	Michael Young *	7	16	8	9	4	2	22	2	0	0	0	40	2	0	0	0	0	0	0	0	40	
41	Rickie Winslow *	4	8	3	5	5	5	11	1	3	0	1	31	1	3	0	1	1	1	1	1	31	
35	Hakeem Olajuwon *	5	6	0	6	5	10	0	1	5	0	33	0	0	1	5	0	33				33	
21	Alvin Franklin *	7	13	7	7	3	2	21	3	4	0	0	36	3	4	0	0	0	0	0	0	36	
45	Reid Gettys *	1	3	0	0	1	4	2	3	2	0	0	23	2	3	2	0	0	0	0	0	23	
33	Benny Anders	0	1	0	1	0	0	0	0	1	0	0	2	0	1	0	0	0	0	0	0	2	
11	Derek Giles	0	1	0	0	1	2	0	2	0	1	2	11	2	0	1	2	1	2	1	1	11	
55	Greg Anderson	1	2	0	0	3	1	2	0	1	0	0	13	0	1	0	0	0	0	0	0	13	
15	Eric Dickens	0	0	0	0	1	1	0	0	0	0	0	4	0	0	0	0	0	0	0	0	4	
TEAM Totals		25	50	18	22	26	22	68	11	12	6	5	200										

FG% 1st Half: 16-23 .696 2nd Half: 9-27 .333 Game: .500 DEADBALL REBOUNDS 2  
F Throw% 1st Half: 4-7 .571 2nd Half: 14-15 .933 Game: .818

Arkansas		Tot-FG		FGA		FT		FTA		Rebounds		TP		A		TO		BLK		S		MIN	
#	Player	FG		FG		FT		FTA		Tot	PF	TP		A		TO		BLK		S		MIN	
33	Leroy Sutton *	4	6	0	0	4	4	8	0	0	0	0	36	0	0	0	0	0	0	0	0	36	
24	Charles Balentine *	8	13	0	0	8	1	16	1	2	0	0	37	1	2	0	0	0	0	0	0	37	
35	Joe Kleine *	6	10	10	10	5	4	22	1	3	0	0	39	1	3	0	0	0	0	0	0	39	
14	Ricky Norton *	6	10	2	3	3	4	14	3	1	0	2	36	3	1	0	0	0	0	0	0	36	
21	Alvin Robertson *	3	9	7	9	4	4	13	9	4	0	1	38	9	4	0	1	0	0	0	0	38	
54	Darryl Bedford	0	2	0	0	0	1	0	0	0	0	0	4	0	0	0	0	0	0	0	0	4	
30	Mike Ratliff	0	0	0	0	0	2	0	0	1	0	0	2	0	1	0	0	0	0	0	0	2	
22	Robert Kitchen	0	1	0	0	0	0	0	0	1	0	0	2	0	1	0	0	0	0	0	0	2	
12	Scott Rose	0	0	0	0	0	0	0	0	0	0	0	2	0	1	0	0	0	0	0	0	2	
11	Jimmy Dykes	0	0	0	0	0	0	0	0	0	0	0	1	0	0	0	0	0	0	0	0	1	
23	Kennan DeBose	0	0	0	0	0	0	0	0	0	0	0	1	0	0	0	0	0	0	0	0	1	
52	Eric Poerschke	0	0	0	0	0	0	0	0	0	0	0	1	0	0	0	0	0	0	0	0	1	
TEAM Totals		27	51	19	22	25	20	73	15	12	0	3	200										

FG% 1st Half: 17-29 .586 2nd Half: 10-22 .455 Game: .529 DEADBALL REBOUNDS 3  
F Throw% 1st Half: 0-0 .000 2nd Half: 19-22 .864 Game: .864

Technical fouls: Houston - Olajuwon

Score by Periods	1st	2nd	Total
Houston	36	32	68
Arkansas	34	39	73



## No. 3 ARKANSAS 103, TEXAS 96

Feb. 4, 1990, at Austin, Texas

Known as the "Strollin' with Nolan" game, Arkansas already had a two-game lead over Texas in the Southwest Conference when the Razorbacks invaded Austin for a nationally televised game.

The Hogs owned a four-game winning streak over the Longhorns, and it was a must-win situation for Texas. The Razorbacks led for most of the first half but Texas gained a five-point advantage midway through the second half. It was 77-72 'Horns when Todd Day fouled out for Arkansas 3:31 from the end.

Texas still led, 86-83, and had Travis Mays at the free throw line with 12 seconds left, but Mays missed the free throw and Lee Mayberry stunned the Texas crowd of more than 16,000 with a long three-pointer four seconds from the buzzer to send the game into overtime.

Arkansas made sure Texas never recovered. A three-pointer by Ernie Murry got the Hogs started and Mayberry's jumper at 3:20 put the Hogs in front to stay. Mayberry and Lenzie Howell each scored 23 points to offset 24 by Joey Wright, 23 by Mays and 22 by Lance Blanks. The victory gave Arkansas a three-game lead it never surrendered on its way to the SWC title.

### Arkansas 103, Texas 96 (OT) Erwin Center • Austin, Texas • Att.: 16,231

Arkansas		Tot-FG		3-Pt		FT		FTA		Rebounds		PF		TP		A		TO		BLK		S		MIN	
#	Player	FG	FGA	FG	FGA	FT	FTA	OF	DE	Tot	PF	TP	A	TO	BLK	S	MIN								
10	Todd Day *	7	16	0	0	3	4	3	4	3	2	5	17	1	3	2	3	3	33						
24	Lenzie Howell *	10	19	0	0	3	5	1	3	4	2	23	2	3	1	3	31								
55	Mario Credit *	0	2	0	0	0	0	1	1	2	2	0	0	0	1	2	10								
11	Lee Mayberry *	9	16	2	4	3	3	1	6	7	4	23	3	5	0	0	0	43							
20	Arlyn Bowers *	0	4	0	1	2	2	0	1	1	3	2	0	0	0	0	0	11							
14	Ernie Murry	3	6	2	3	1	1	1	3	4	2	9	2	0	0	0	0	18							
21	Darrell Hawkins	1	2	0	0	0	0	0	1	1	0	2	0	2	0	0	6								
22	Cannon Whitby	0	0	0	0	0	0	0	0	0	0	0	0	0	0	0	1								
25	Oliver Miller	3	11	0	0	2	2	5	8	13	4	8	0	4	10	4	32								
31	Ron Huery	4	7	0	0	7	9	0	3	3	4	15	4	1	2	0	8								
42	Larry Marks	2	3	0	0	0	0	0	0	0	0	4	0	0	0	0	8								
TEAM Totals		39	86	4	8	21	26	13	32	45	26	103	12	18	16	14	225								

FG% 1st Half: 18-38 .473 2nd Half: 21-48 .437 Game: .453 DEADBALL REBOUNDS 1  
3-Pt. FG% 1st Half: 1-4 .250 2nd Half: 3-4 .750 Game: .500  
F Throw% 1st Half: 7-9 .777 2nd Half: 14-17 .823 Game: .807

Texas		Tot-FG		3-Pt		Rebounds											
#	Player	FG	FGA	FG	FGA	FT	FTA	OF	DE	Tot	PF	TP	A	TO	BLK	S	MIN
32	Lance Blanks *	4	15	1	4	13	14	1	4	5	3	22	5	2	0	4	45
42	Locksley Collier *	4	14	0	0	7	12	9	7	16	5	15	1	4	0	0	38
44	Guillermo Myers *	5	8	0	0	0	1	6	7	13	4	10	0	2	3	1	36
12	Joey Wright *	7	15	3	6	7	7	2	4	6	3	24	4	9	0	1	44
14	Travis Mays *	9	23	3	9	2	3	2	8	10	4	23	1	6	1	2	45
3	Benford Williams	1	5	0	0	0	0	3	3	6	4	2	0	1	1	0	13
11	Courtney Jeans	0	0	0	0	0	0	0	1	1	0	0	0	1	0	0	2
55	George Muller	0	0	0	0	0	0	0	1	1	0	0	0	0	0	0	2
TEAM								0	2	2							
Totals		30	80	7	19	29	37	23	37	60	23	96	11	25	5	8	225

FG% 1st Half: 13-35 .371 2nd Half: 17-45 .378 Game: .375 DEADBALL REBOUNDS 4  
3-Pt. FG% 1st Half: 2-6 .333 2nd Half: 5-13 .385 Game: .368  
F Throw% 1st Half: 12-14 .857 2nd Half: 17-23 .739 Game: .784

Score by Periods	1st	2nd	OT	Total
Arkansas	44	42	17	103
Texas	40	46	10	96



## No. 7 ARKANSAS 106, No. 23 LSU 92 (OT)

March 3, 1992, at Fayetteville

It was Arkansas' first year as a member of the Southeastern Conference (SEC). Earlier in the season, Todd Day had exploded for a career-high 43 points as the Razorbacks defeated LSU, 101-90, at Baton Rouge. The Tigers recovered from the defeat, though, and by the time they arrived at Barnhill Arena, they had tied the Hogs for the SEC lead.

LSU's first ever visit to Fayetteville would determine the SEC championship.

The Tigers started strong. Shaquille O'Neal did his best to quiet an overflow crowd of 9,518 with 11 points in the opening half as LSU roared to a 51-36 advantage. O'Neal, however, scored his last points with 11:37 remaining to give the Tigers a 69-58 lead before the Razorbacks charged back.

Lee Mayberry, who hit a then-school record nine three-point field goals and finished with 35 points, teamed with Day, who finished with 27, to bring the Hogs from behind. Mayberry's last three-pointer tied the game at 87-all and Oliver Miller blocked O'Neal's shot at the buzzer to force overtime.

Arkansas blitzed the Tigers, 19-5, in the extra period. Day scored nine points and Mayberry had four during that time. The victory sent Barnhill Arena into a frenzy and the Razorbacks on the way to their first SEC title.

### Arkansas 106, LSU 92 (OT) Barnhill Arena • Fayetteville, Ark. • Att.: 9,518

LSU		Tot-FG		3-Pt		Rebounds		PF		TP		A		TO		BLK		S		MIN	
#	Player	FG	FGA	FG	FGA	FT	FTA	OF	DE	Tot	PF	TP	A	TO	BLK	S	MIN				
22	Clarence Ceasar *	6	15	3	8	0	0	2	6	8	5	15	6	2	1	3	37				
24	Vernel Singleton *	6	8	1	1	10	11	5	2	7	5	23	1	2	0	0	37				
33	Shaquille O'Neal *	9	17	0	0	3	5	5	9	14	3	21	0	2	2	0	42				
4	Jamie Brandon *	5	10	2	4	0	0	2	1	3	3	12	8	3	0	0	44				
10	Maurice Williamson *	6	11	4	5	1	2	0	0	0	3	17	4	2	0	2	34				
43	Geert Hammink	0	0	0	0	0	0	0	1	1	0	0	1	1	0	0	3				
25	Paul Marshall	0	2	0	2	0	0	0	0	0	1	0	1	0	0	1	11				
5	Justin Anderson	1	5	1	4	1	2	1	0	1	2	4	2	1	0	0	15				
32	Harold Boudreaux	0	0	0	0	0	0	0	0	0	0	0	0	0	0	0	1				
11	Mike Hansen	0	0	0	0	0	0	0	0	0	0	0	0	1	0	0	1				
TEAM Totals		33	68	11	24	15	20	17	19	36	22	92	23	14	3	6	225				

FG% 1st Half: 21-35 .571 2nd Half: 12-33 .364 Game: .485 DEADBALL REBOUNDS 3  
3-Pt. FG% 1st Half: 7-14 .500 2nd Half: 4-10 .400 Game: .417  
F Throw% 1st Half: 2-5 .400 2nd Half: 13-15 .867 Game: .750

Arkansas		Tot-FG		3-Pt		Rebounds		PF		TP		A		TO		BLK		S		MIN	
#	Player	FG	FGA	FG	FGA	FT	FTA	OF	DE	Tot	PF	TP	A	TO	BLK	S	MIN				
34	Roosevelt Wallace *	4	7	0	0	0	2	2	4	6	0	8	2	2	0	0	15				
3	Warren Linn *	5	9	3	6	0	0	0	1	1	1	13	3	0	0	0	34				
25	Oliver Miller *	4	6	0	1	2	4	3	7	10	4	10	2	2	3	3	41				
10	Todd Day *	7	13	1	4	12	15	3	5	8	3	27	3	3	0	3	43				
11	Lee Mayberry *	12	18	9	12	2	2	1	1	2	0	35	7	2	0	3	42				
35	Isaiah Morris	1	4	0	0	0	0	0	0	0	1	2	0	0	0	0	9				
21	Darrell Hawkins	4	7	0	0	3	3	0	0	0	3	11	0	1	0	0	28				
23	Ken Biley	0	0	0	0	0	0	0	0	0	0	0	1	0	0	0	3				
20	Robert Shepherd	0	0	0	0	0	0	0	0	0	0	0	1	0	0	0	8				
12	Clint McDaniel	0	0	0	0	0	0	0	0	0	0	0	0	1	0	0	2				
TEAM Totals		37	64	13	23	19	26	2	1	3	12	106	19	11	3	9	225				

FG% 1st Half: 14-29 .483 2nd Half: 23-35 .657 Game: .578 DEADBALL REBOUNDS 5  
3-Pt. FG% 1st Half: 6-10 .600 2nd Half: 7-13 .538 Game: .565  
F Throw% 1st Half: 2-7 .286 2nd Half: 17-19 .895 Game: .731

Score by Periods	1st	2nd	OT	Total
LSU	51	36	5	92
Arkansas	36	51	19	106



## No. 9 ARKANSAS 94, No. 5 KENTUCKY 92

Jan. 29, 1995, at Fayetteville

Kentucky's second-ever trip to Fayetteville was a highly-anticipated event. CBS moved the game to Super Bowl Sunday to ensure a large audience for the nationally televised event.

By halftime it was obvious another special event was taking place, just as every Arkansas-Kentucky game had been. The Wildcats led by one when Reggie Garrett stunned the visitors with a halfcourt buzzer shot to give Arkansas a 49-47 halftime lead.

Arkansas was tied or led the entire second half until Walter McCarty's short jumper gave Kentucky an 82-80 lead with 5:19 left. From that point on, neither team led by more than four, and there were three ties and three lead changes.

Scotty Thurman, Arkansas' greatest last-second shot maker ever, made sure the crowd went home happy. He drove past UK defenders, pulled up and hit an 18-footer with eight seconds to go to put the Razorbacks in front for good. McDaniel made a baseline steal in the final second and hit a free throw for the final margin.

Thurman and Corliss Williamson combined for 50 points as the Hogs won their fourth straight regular season game over the Wildcats.

### Arkansas 94, Kentucky 92 Bud Walton Arena • Fayetteville, Ark. • Att.: 20,298

Kentucky		Tot-FG		3-Pt		Rebounds		PF		TP		A		TO		BLK		S		MIN	
#	Player	FG	FGA	FG	FGA	FT	FTA	OF	DE	Tot	PF	TP	A	TO	BLK	S	MIN				
12	Rodrick Rhodes *	4	13	1	6	2	2	0	3	3	2	11	7	4	0	2	35				
40	Walter McCarty *	7	9	2	3	0	0	2	5	7	4	16	2	0	0	0	24				
10	Andre Riddick *	1	6	0	0	0	1	3	5	8	4	2	1	1	3	0	24				
00	Tony Delk *	9	15	6	9	7	8	1	2	3	3	31	2	3	0	1	35				
15	Jeff Sheppard *	5	9	2	5	2	2	1	2	3	5	14	2	3	0	0	26				
32	Jared Prickett	1	2	0	0	0	0	0	1	1	2	2	0	1	0	0	9				
25	Anthony Eggs	2	3	2	3	2	2	0	0	0	0	8	4	1	0	1	15				
24	Antoine Walker	1	3	1	1	0	0	0	1	1	1	3	1	2	1	0	12				
41	Mark Pope	1	2	0	0	3	4	1	1	2	4	5	0	0	0	0	16				
3	Chris Harrison	0	1	0	1	0	0	0	0	0	0	1	0	0	0	0	1				
34	Scott Padgett	0	0	0	0	0	0	0	0	0	0	0	0	0	0	0	1				
22	Allen Edwards	0	1	0	1	0	0	0	0	0	0	0	0	0	0	0	2				
TEAM Totals		31	64	14	29	16	19	10	22	32	26	92	19	15	4	4	200				

FG 1st Half: 15-30 .500 2nd Half: 16-34 .471 Game: .484 DEADBALL REBOUNDS 2  
3-Pt. FG 1st Half: 9-16 .563 2nd Half: 5-13 .385 Game: .483  
F Throw 1st Half: 8-11 .727 2nd Half: 8-8 1.000 Game: .842

Arkansas		Tot-FG		3-Pt		Rebounds		PF		TP		A		TO		BLK		S		MIN	
#	Player	FG	FGA	FG	FGA	FT	FTA	OF	DE	Tot	PF	TP	A	TO	BLK	S	MIN				
34	Corliss Williamson *	9	15	0	0	10	13	2	7	9	1	28	3	2	3	2	33				
30	Scotty Thurman *	5	6	4	5	8	8	0	4	4	2	22	2	2	0	1	37				
15	Dwight Stewart *	2	7	2	5	0	0	0	3	3	5	6	2	3	2	0	19				
12	Clint McDaniel *	2	5	1	4	4	6	1	0	1	2	9	4	2	0	2	30				
14	Corey Beck *	2	5	0	1	4	5	2	4	6	4	8	8	4	0	1	36				
23	Reggie Garrett	3	6	1	2	1	1	0	0	0	4	8	0	1	0	0	17				
44	Darnell Robinson	4	8	0	2	0	0	2	2	4	1	8	1	3	1	1	16				
3	Al Dillard	2	4	1	2	0	0	0	0	0	1	5	0	1	0	0	8				
33	Lee Wilson	0	1	0	0	0	0	1	1	2	0	0	0	0	0	1	3				
21	Landis Williams	0	0	0	0	0	0	0	0	0	0	0	0	0	0	0	1				
TEAM Totals		29	57	9	21	27	33	9	24	33	20	94	20	18	7	7	200				

FG 1st Half: 14-28 .500 2nd Half: 15-29 .517 Game: .509 DEADBALL REBOUNDS 3  
3-Pt. FG 1st Half: 7-12 .583 2nd Half: 2-9 .222 Game: .429  
F Throw 1st Half: 14-16 .875 2nd Half: 13-17 .765 Game: .818

Score by Periods	1st	2nd	Total
Kentucky	47	45	92
Arkansas	49	45	94



### NCAA LEADERS

#### NCAA INDIVIDUAL STATISTICAL LEADERS

2020	Mason Jones, 232 free throws made
2020	Mason Jones, 282 free throw attempts
1991	Oliver Miller, 70.4 field goal percentage (254-361)
1976	Sidney Moncrief, 66.5 field goal percentage (149-224) *
1974	Rickey Medlock, 91.6 free throw percentage (87-95)
1961-63	Tommy Boyer, 89.2 career free throw pct. (315-353) **
1963	Tommy Boyer, 44 consecutive free throws **
1963	Tommy Boyer, 91.3 free throw percentage (147-161)
1962	Tommy Boyer, 93.3 free throw percentage (125-134) **


\* Set the NCAA record for a freshman; record has since been broken

\*\* Set the NCAA record which has since been broken

#### NCAA TEAM STATISTICAL LEADERS

2020	.272 three-point field goal percentage defense
2000	6.65 turnover margin
1999	292 three-point field goals made
1995	361 three-point field goals made #
1995	721 assists
1995	3,416 points scored
1995	445 steals
1995	39 games played
1994	91.2 winning percentage (31-3)
1994	301 three-point field goals made
1994	687 assists
1994	20.2 assists per game
1994	91.2 winning percentage (31-3)
1994	17.9-point margin of victory (93.4-75.6)
1992	674 assists
1991	3,783 points scored
1991	467 steals
1989	11.6 steals (372 in 32 games)
1978	54.6 field goal percentage (1,060-1,943)
1977	54.5 field goal percentage (849-1,558)
1962	77.6 free throw percentage (502-647)

# Set NCAA record; has since been broken



### ARKANSAS 104, No. 2 AUBURN 88

Feb. 24, 1999, at Fayetteville

Auburn hadn't won a SEC championship in 39 years but had already clinched the title and was ranked second nationally with a 25-1 record when the Tigers came to Bud Walton Arena for Arkansas' regular season home finale.

The Razorbacks had stunned fifth-ranked Kentucky four days earlier and believed a win over Auburn would clinch a spot in the NCAA Tournament. It was an emotional evening before the game started. Seniors Derek Hood, Pat Bradley and Kareem Reid, record-setters who persevered through four sometimes-difficult seasons, were introduced to the Bud Walton Arena fans for the final time.

Arkansas' fans created the noisiest environment Coach Nolan Richardson, his players and long-time followers of the program could ever remember. An overflow crowd of 20,298 nearly shook the building with an incredible level of exhortation. Not a player or coach on either side completed an interview without mentioning the crowd.

It was a one-point game with 16:26 left but a rebound basket by Hood spurred the Razorbacks to a 30-10 run that left Auburn in shock. Both teams were quick, but the Tigers must have thought there were more than five Hogs on the floor as the noise pushed Arkansas beyond its highest previous performance level of the campaign.

### Arkansas 104, Auburn 88 Bud Walton Arena • Fayetteville, Ark. • Att.: 20,298

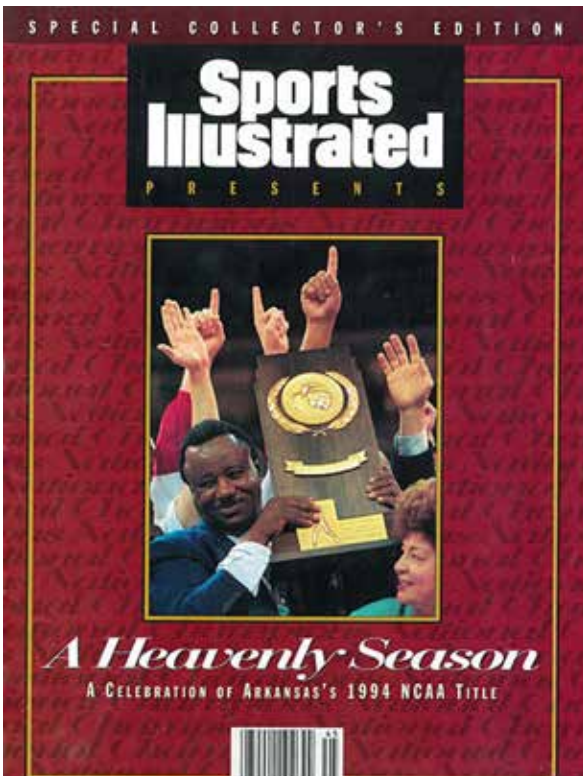
Auburn		Tot-FG		3-Pt			Rebounds													
#	Player	FG	FGA	FG	FGA	FT	FTA	OF	DE	Tot	PF	TP	A	TO	BLK	S	MIN			
4	Chris Porter *	7	15	1	2	9	10	3	8	11	3	24	1	4	1	1	32			
13	Bryant Smith *	3	8	0	1	5	7	6	1	7	2	11	0	1	0	0	27			
34	Mamadou N'diaye *	4	6	0	0	0	0	4	4	8	3	8	1	1	1	0	26			
10	Scott Pohlman *	5	15	4	8	0	0	4	1	5	3	14	2	0	0	1	32			
50	Doc Robinson *	2	12	1	3	2	3	2	2	4	3	7	3	2	0	1	29			
42	Adrian Chillest	2	3	0	1	0	1	0	0	0	1	4	2	0	0	0	13			
3	Reggie Sharp	0	5	0	2	0	0	1	3	4	1	0	2	2	0	0	11			
23	Daymeon Fishback	5	6	3	3	0	0	2	2	4	2	13	1	1	0	0	16			
12	Jay Heard	1	6	1	4	0	0	1	0	1	3	3	0	2	0	1	6			
31	Mack McGadney	2	5	0	3	0	0	0	0	0	5	4	0	0	0	0	5			
45	Adrian Person	0	2	0	2	0	0	0	1	1	0	0	0	0	0	0	2			
TEAM																				
Totals		31	83	10	29	16	21	27	23	50	26	88	13	13	2	4	200			
FG%		1st Half: 13-37 .351		2nd Half: 18-46 .391				Game: .373				DEADBALL								
3-Pt. FG%		1st Half: 6-13 .462		2nd Half: 4-16 .250				Game: .345				REBOUNDS								
F Throw%		1st Half: 8-12 .667		2nd Half: 6-9 .889				Game: .762				1								

FG%	1st Half: 13-37 .351	2nd Half: 18-46 .391	Game: .373	DEADBALL
3-Pt. FG%	1st Half: 6-13 .462	2nd Half: 4-16 .250	Game: .345	REBOUNDS
F Throw%	1st Half: 8-12 .667	2nd Half: 8-9 .889	Game: .762	1

Arkansas		Tot-FG		3-Pt		FT		FTA		Rebounds		PF		TP		A		TO		BLK		S		MIN	
#	Player	FG	FGA	FG	FGA	FT	FTA	OF	DE	Tot	PF	TP	A	TO	BLK	S	MIN								
15	Chris Jefferies *	4	7	0	1	1	2	1	2	3	3	9	1	0	2	0	20								
41	Chris Walker *	6	11	5	7	4	6	3	4	7	1	21	2	3	0	0	32								
55	Derek Hood *	9	11	0	0	0	1	6	7	13	3	18	6	1	2	0	26								
12	Kareem Reid *	2	11	0	6	6	6	2	1	3	3	10	1	1	0	3	29								
22	Pat Bradley *	7	11	5	7	4	6	0	2	2	3	23	1	2	0	0	26								
5	T.J. Cleveland	1	4	0	3	1	2	1	5	6	2	3	2	2	0	1	22								
13	Brandon Dean	4	7	1	1	0	0	1	2	3	2	9	0	1	0	3	13								
23	Teddy Gipson	1	5	0	2	2	2	1	1	2	0	4	4	1	0	1	15								
52	Jason Jennings	0	0	0	0	2	4	0	3	3	2	2	0	0	0	0	5								
54	Joe Dean Davenport	0	0	0	0	2	2	1	0	1	0	2	0	0	0	2	8								
24	Lance Keeling	0	1	0	1	0	0	1	0	1	0	0	1	1	0	0	2								
4	Jason Gilbert	1	2	1	2	0	0	0	0	0	0	3	0	0	0	0	2								
TEAM																									
Totals		35	70	12	30	22	31	17	29	46	19	104	27	12	6	8	200								
FG%		1st Half: 14-33 .424				2nd Half: 21-37 .568				Game: 500				DEADBALL											
3-Pt. FG%		1st Half: 7-14 .500				2nd Half: 5-16 .313				Game: 400				REBOUNDS											
F Throw%		1st Half: 9-12 .750				2nd Half: 19-684				Game: 710				4.											

FG%	1st Half: 14-33 .424	2nd Half: 21-37 .568	Game: .500	DEADBALL
3-Pt. FG%	1st Half: 7-14 .500	2nd Half: 5-16 .313	Game: .400	REBOUNDS
F Throw%	1st Half: 9-12 .750	2nd Half: 13-19 .684	Game: .710	4

Score by Periods	1st	2nd	Total
Auburn	40	48	88
Arkansas	44	60	104





### ARKANSAS 80, No. 1 AUBURN 76 (OT)

February 8, 2022 at Fayetteville

Bud Walton Arena had never hosted the No. 1 team in the nation and had never had a bigger crowd until the Razorbacks beat top-ranked Auburn 80-76 in overtime in front of an arena record 20,327.

Down one with 2:39 left in overtime, Jaylin Williams and JD Notae made seven straight free throws to give the Razorbacks a lead it would not relinquish.

The game featured 15 ties and 17 lead changes.

The last lead change came when Auburn led, 70-69, with 2:39 left in overtime. From that point, Williams made two free throws, Notae made two free throws and Williams finished the 7-0 run with three free throws to put the Hogs up six, 76-70.

Auburn battled back as Jabari Smith sank a 3-pointer with 36 ticks left to cut the Tiger deficit to three (76-73). After two free throws by Chris Lykes, Smith drilled another 3-pointer to get the Tigers to within two with 19 seconds remaining. Au'Diese Toney went 1-of-2 at the line but Williams grabbed an offensive rebound on the miss. Notae was fouled with 12 seconds to go for a 4-point Razorback lead. Auburn missed a jumper on the ensuing possession and Williams grabbed the defensive rebound to seal the win.

### Arkansas 80, Auburn 76 (OT) Bud Walton Arena • Fayetteville, Ark. • Att.: 20,327

Auburn		Tot-FG		3-Pt			FTA			Rebounds			PF	TP	A	TO	BLK	S	MIN
#	Player	FG	FGA	FG	FGA	FT	FTA	OF	DE	Tot	PF	TP	A	TO	BLK	S	MIN		
10	Jabari Smith *	6	16	3	8	5	5	0	9	9	4	20	0	2	0	1	32:26		
13	Walker Kessler *	6	11	2	5	2	6	8	11	19	5	16	0	2	7	0	33:17		
0	K.D. Johnson *	1	7	0	1	0	2	0	2	2	4	2	1	3	0	2	33:06		
1	Wendell Green Jr. *	9	21	1	7	0	1	1	3	4	4	19	5	7	0	2	38:21		
22	Allen Flanigan *	2	5	1	3	1	2	1	3	4	4	6	0	3	0	0	28:08		
35	Devan Cambridge	2	8	1	5	0	1	5	4	9	3	5	0	1	1	0	26:58		
44	Dylan Cardwell	3	4	0	1	0	0	3	1	4	1	6	0	0	1	0	10:40		
2	Jaylin Williams	1	7	0	2	0	0	1	1	2	1	2	1	0	0	0	13:37		
5	Chris Moore	0	1	0	0	0	0	2	0	2	2	0	1	1	0	0	8:27		
TEAM								3		2		5							
Totals		30	80	8	32	8	17	26	36	60	28	76	8	19	9	5	225		
FG%		1st Half: 9-34 .265			2nd Half: 17-36 .472			OT: 4-10 .400			Game: .375			DEADBALL					
3-Pt. FG%		1st Half: 2-12 .167			2nd Half: 4-16 .250			OT: 2-4 .500			Game: .250			REBOUNDS					
F Throw%		1st Half: 5-7 .714			2nd Half: 3-7 .429			OT: 0-3 .000			Game: .471			4.0					

FG%	1st Half: 9-34 .265	2nd Half: 17-36 .472	OT: 4-10 .400	Game: .375	DEADBALL
3-Pt. FG%	1st Half: 2-12 .167	2nd Half: 4-16 .250	OT: 2-4 .500	Game: .250	REBOUNDS
F Throw%	1st Half: 5-7 .714	2nd Half: 3-7 .429	OT: 0-3 .000	Game: .471	4, 0

Arkansas		Tot-FG		3-Pt		Rebounds												
#	Player	FG	FGA	FG	FGA	FT	FTA	OF	DE	Tot	PF	TP	A	TO	BLK	S	MIN	
3	Trey Wade *	0	2	0	0	0	0	0	1	1	1	0	0	0	0	0	6:14	
10	Jaylin Williams *	3	9	1	3	6	7	1	10	11	4	13	2	2	0	2	36:39	
0	Stanley Umude *	3	9	2	7	1	2	1	3	4	2	9	2	2	0	1	39:19	
1	JD Notae *	7	20	3	9	11	14	2	3	5	2	28	3	1	4	3	41:24	
5	Au'Diese Toney *	5	11	0	2	4	5	5	5	10	3	14	0	3	0	0	40:38	
11	Chris Lykes	1	7	0	3	4	4	0	4	4	1	6	2	0	0	0	16:46	
20	Kamani Johnson	0	1	0	0	0	0	0	2	2	0	1	1	1	1	0	12:22	
4	Davonte Davis	4	8	2	3	0	0	1	3	4	3	10	0	2	0	5	31:38	
TEAM								1	0	1								
Totals		23	67	8	27	26	32	11	31	42	17	80	10	11	5	11	225	
FG%		1st Half: 9-29 .310			2nd Half: 13-34 .382			OT: 1-4 .250			Game: .343			DEADBALL				
3-Pt. FG%		1st Half: 4-13 .308			2nd Half: 3-11 .273			OT: 1-3 .333			Game: .296			REBOUNDS				
FT %		1st Half: 6-7 .857			2nd Half: 9-11 .818			OT: 11-14 .786			Game: .813			3.0				

FG%	1st Half: 9-29 .310	2nd Half: 13-34 .382	OT: 1-4 .250	Game: .343	DEADBALL
3-Pt. FG%	1st Half: 4-13 .308	2nd Half: 3-11 .273	OT: 0-3 .000	Game: .296	REBOUNDS
F Throw%	1st Half: 6-7 .857	2nd Half: 9-11 .818	OT: 11-14 .786	Game: .813	3, 0

Score by Periods		1st	2nd	OT	Total
Auburn		25	41	10	76
Arkansas		28	38	14	80



### No. 17 ARKANSAS 74, No. 1 GONZAGA 68

Mar. 24, 2022, at San Francisco, Calif.

The Arkansas Razorbacks reached the Elite 8 for the second straight year with a 74-68 win over top-ranked and NCAA overall #1 seed Gonzaga in the Sweet 16 of the West Regional, played at Chase Center, home of the Golden State Warriors.

Arkansas, thanks to a win over AP #1 Auburn earlier in the season, became the first men's college basketball team to beat two different No. 1 teams from the AP poll in the same season since 1992-93..

Arkansas' defensive effort was the difference against the Bulldogs, holding the nation's best scoring offense (87.8 ppg) and best shooting offense (52.6%) to just 68 points on 37.5% shooting. After enduring a four-minute scoring drought midway through the first half, the Razorbacks responded with a 9-0 run to take the lead and finished the half on a 13-2 run to take a 32-29 lead into the locker rooms. The late half run was fueled by forcing four Gonzaga turnovers and holding the Zags to just 1-of-7 from the field over the final 6:29.

Gonzaga quickly he drew even to open the second half but again the Razorbacks answered with a run again fueled by defense. Arkansas held the Bulldogs without a field goal for nearly five minutes to help build an eight-point lead.

Nursing a five-point lead with just eight seconds left, Au'Diese Toney's block of a Drew Timme shot was the final momentum swing the Hogs needed. Toney put an exclamation point on the victory with a dunk with one second remaining to keep the Hogs dancing.

### Arkansas 74, Gonzaga 68 Chase Center • San Francisco, Calif. • Att.: 17,514

Arkansas		Tot-FG		3-Pt		Rebounds													
#	Player	FG	FGA	FG	FGA	FT	FTA	OF	DE	Tot	PF	TP	A	TO	BLK	S	MIN		
3	Trey Wade *	6	10	3	4	0	0	0	7	7	3	15	1	0	1	1	33:51		
10	Jaylin Williams *	5	12	2	5	3	5	1	11	12	4	15	3	0	1	0	36:06		
0	Stanley Umude *	3	5	0	1	0	0	0	2	2	4	6	1	2	0	0	20:23		
1	JD Notae *	9	29	2	12	1	2	2	4	6	2	21	6	5	2	3	37:38		
5	Au'Diese Toney *	4	8	0	1	1	3	4	3	7	2	9	0	0	0	1	39:27		
20	Kamani Johnson	0	1	0	0	0	0	0	0	0	2	0	0	0	0	0	3:11		
4	Davonte Davis	2	7	0	2	2	2	0	3	3	2	6	2	1	0	1	25:11		
11	Chris Lykes	0	0	0	0	2	2	0	0	0	1	2	0	0	0	0	4:13		
TEAM								3		2		5							
Totals		29	72	7	25	9	14	10	32	42	20	74	13	8	6	6	200		
FG		1st Half: 15-40 .375					2nd Half: 14-32 .438					Game: 403					DEADBALL		
3-Pt. FG		1st Half: 2-12 .167					2nd Half: 5-13 .385					Game: 280					REBOUNDS		
F Throw		1st Half: 0-2 .000					2nd Half: 9-12 .750					Game: 643					3.0		

FG	1st Half: 15-40 .375	2nd Half: 14-32 .438	Game: .403	DEADBALL
3-Pt. FG	1st Half: 2-12 .167	2nd Half: 5-13 .385	Game: .280	REBOUNDS
F Throw	1st Half: 0-2 .000	2nd Half: 9-12 .750	Game: .643	3, 0

Kentucky		Tot-FG		3-Pt				Rebounds									
#	Player	FG	FGA	FG	FGA	FT	FTA	OF	DE	Tot	PF	TP	A	TO	BLK	S	MIN
2	Drew Timme *	9	19	0	1	7	8	3	4	7	2	25	3	5	0	0	37:13
34	Chet Holmgren *	5	9	1	3	0	2	3	11	14	5	11	1	1	2	0	23:24
0	Julian Strawther *	3	9	1	5	5	6	1	2	3	1	12	0	0	0	0	33:10
3	Andrew Nembhard *	2	11	1	3	2	2	0	7	7	1	7	3	5	0	3	40:00
45	Rasir Bolton *	3	10	2	7	0	0	0	2	2	4	8	1	1	0	0	29:06
22	Anton Watson	0	2	0	0	1	2	1	7	8	1	1	0	1	1	0	17:05
10	Hunter Sallis	1	1	0	0	0	0	0	0	0	0	2	0	0	0	1	7:00
TEAM																	
Totals		31	64	14	29	16	19	10	22	32	26	92	19	15	4	4	200
FG		1st Half: 12-34 .353		2nd Half: 12-30 .400				Game: 375				DEADBALL					
3-Pt. FG		1st Half: 3-13 .231		2nd Half: 2-8 .250				Game: 238				REBOUNDS					
F Throw		1st Half: 2-3 .667		2nd Half: 13-17 .765				Game: 750				2.1					

FG	1st Half: 12-34 .353	2nd Half: 12-30 .400	Game: .375	DEADBALL
3-Pt. FG	1st Half: 3-13 .231	2nd Half: 2-8 .250	Game: .238	REBOUNDS
F Throw	1st Half: 2-3 .667	2nd Half: 13-17 .765	Game: .750	2, 1

Score by Periods		1st	2nd	Total
Arkansas		32	42	74
Gonzaga		29	39	68



### ARKANSAS TAKES DOWN A #1 3x in Two Years

#### 2022: Arkansas defeated #1 Auburn in February and #1 Gonzaga in the Sweet 16

- Arkansas became the first team to ever beat an AP #1 team in the regular season (vs Auburn on Feb 8) and defeat the AP #1 (overall #1 NCAA Tournament seed Gonzaga) in the NCAA Tournament (ESPN Stats).
- Also, no men's college basketball team had beaten two different No. 1 teams from the AP poll in the same season since 1992-93 when Georgia Tech beat Duke and North Carolina in the same season, until the Razorbacks added No. 1 Gonzaga to the win column alongside a victory over No. 1 Auburn from the regular season.
- With the two wins over AP #1 in 2021-22, Arkansas improved to 3-11 versus AP #1 in program history. The Hogs other victory was versus #1 North Carolina in Pine Bluff in 1984.

##### AUBURN GAME:

- Bud Walton Arena had never hosted the #1 team in the nation. NOTE: Barnhill Arena hosted two #1 teams, including
  - #1 Houston beat #5 Arkansas, 74-66, on Mar. 3, 1983
  - #1 UNLV beat #2 Arkansas, 112-105, on Feb. 10, 1991
- The crowd of 20,327 was a Bud Walton Arena record.

##### GONZAGA GAME:

- Arkansas got its first win over AP #1 in the NCAA Tournament. Previous losses came to North Carolina (2008 2nd Rd), UMass (1996 Sweet 16), UCLA (1995 NCAA Championship Game), Indiana State (1979 Elite 8) and Kentucky (1978 Final Four).
- Arkansas became the 16th #4 seed to defeat a #1 seed in the Sweet 16 and the first since Michigan State beat Virginia in 2014 (NCAA).



#### 2023: Arkansas defeated #1 seed Kansas to Advance to Sweet 16

##### KANSAS GAME:

- For the second straight year, Arkansas beat a #1 seed in the NCAA Tournament. It was also just the Razorbacks' second win over a #1 seed (with Gonzaga the previous year).
- The last program to beat #1 seeds in back to back years was Butler in 2010 and '11.
- Arkansas is the fourth team EVER to defeat the #1 seed in their region in back-to-back NCAA Tournaments, joining Duke (1988-90); UCLA (2006-07) and Butler (2010-11).
- Davonte Davis poured in 25 points, including 21 in the second half, to help erase a 12-point deficit in the second half. While Davis fouled out late, Council sealed the victory by scoring 11 of the Hogs' final 15 points, including the final five from the line.
- Arkansas was down eight at halftime. Entering the game, the Kansas Jayhawks were 47-0 all time in the NCAA Tournament when leading by at least eight points at halftime. Kansas was also 26-0 this season when leading at the half.





# ARKANSAS RAZORBACKS


## RAZORBACK HISTORY

## ALL-AMERICANS



**JOHN ADAMS**

1941 - Helms - 1st  
CON - 2nd



**TOMMY BOYER**

1963 - UPI, CON - HM



**RON BREWER**

1977 - Helms  
1978 - CON, USBWA, WA, Helms - 1st  
AP - 2nd  
BW - 3rd



**RONNIE BREWER**

2006 - BT - 3rd  
AP, Cl.com - HM



**JERRY CARLTON**

1961 - CON - HM  
1962 - CON - HM




**TODD DAY**

1990 - BT - 3rd  
1991 - WA - 1st  
AP - 2nd  
BT, NABC, BW - 3rd  
1992 - WA - 1st  
NABC, TSN, BW - 2nd  
AP & UPI - 3rd



**MARVIN DELPH**

1977 - AP, TSN - HM  
1978 - CON - 2nd




**BILL FLYNT**

1946 - Helms - 2nd



**DANIEL GAFFORD**

2019 - AP - HM



**FRED GRIM**

1958 - AP - HM



**SCOTT HASTINGS**

1981 - Helms - 1st  
1982 - Helms - 1st



**JOE JOHNSON**

2001 - AP - HM



**MASON JONES**

2020 - AP - HM



**GEORGE KOK**

1946 - SN - 2nd  
1948 - AP - 3rd




**GENE LAMBERT**

1929 - Helms - 1st



**LEE MAYBERRY**

1992 - AP, BT, NABC 3rd



**SIDNEY MONCRIEF**

1977 - AP, TSN - HM  
1978 - WA - 1st  
UPI 2nd  
AP, NABC - 3rd  
1979 - AP, CON, NABC, USBWA,  
WA, Helms - 1st  
TSN, UPI - 2nd



**MOSES MOODY**

2021 - NCAA - 2nd  
AP - HM



**JD NOTAE**

2022 - AP, TSN, NCAA, 68 - 3rd  
USBWA, CH - HM



**TOM PICKELL**

1929 - CHM



**IKE POOLE**

1936 - Helms - 1st  
CON - 2nd



# ARKANSAS RAZORBACKS

## RAZORBACK HISTORY


## ALL-AMERICANS



**BOBBY PORTIS**  
2015 - AP, USBWA - 2nd  
TSN - 3rd




**CLYDE RHODEN**  
1960 - CON - HM




**JACK ROBBINS**  
1938 - NEA - 3rd



**ALVIN ROBERTSON**  
1984 - UPI - 2nd  
AP - 3rd




**GLEN ROSE**  
1928 - Helms - 1st  
**1978 NABC  
GOLDEN ANNIVERSARY  
AWARD**



**WEAR SCHOONOVER**  
1930 - CHM - 2nd




**JAMES "DOC" SEXTON**  
1932 - CHM - 3rd  
1931 - CHM - 3rd



**MARTIN TERRY**  
1973 - Helms Foundation



**SCOTTY THURMAN**  
1994 - AP - HM  
1995 - BT - 3rd  
AP - HM



**DARRELL WALKER**  
1983 - Helms - 1st  
AP, CON, UPI - 2nd



**CORLISS WILLIAMSON**  
1994 - WA 1st  
AP, NABC, UPI,  
USBWA, BW - 2nd  
BT 3rd  
1995 - TSN, WA, BW - 1st  
AP, NABC, UPI,  
USBWA - 2nd



**CLAYTON WYNNE**  
1943 - Pic - 3rd

## FRESHMEN ALL-AMERICANS



**PATRICK BEVERLEY**  
2007 CI.com - 1st  
BT - 2nd  
Rivals, CH.net - 3rd



**ANTHONY BLACK**  
2023 KM



**RONNIE BREWER**  
2004 Rivals.com - 2nd  
CBN - 3rd



**COURTNEY FORTSON**  
2009 CH.net - 3rd



**JOE JOHNSON**  
2000 BT - 2nd



**MOSES MOODY**  
2021 BT, CI - 1st


### LEGEND

AP - Associated Press  
BT - Basketball Times  
CON - Converse Yearbook  
CH.net - CollegeHoops.net  
CI.com - CollegeInsider.com/Kyle Macy  
NABC - National Association of Basketball Coaches  
Pic - Pic Magazine  
UPI - United Press International  
WA - Wooden Award  
CH - College Hoops Today


NCAA - Andy Katz/NCAA.org  
BW - Basketball Weekly  
CBN - College Basketball News  
CHM - College Humor Magazine  
KM - Kye Macy/College Insider Awards  
NEA - Newspaper Enterprises Association  
TSN - The Sporting News  
USBWA - United States Basketball Writers Association  
68 - Fieldof68.com  
Helms - Helms Foundation



**MARSHAWN POWELL**  
2010 Rivals - 3rd



**SCOTTY THURMAN**  
1993 TSN - 1st



**CORLISS WILLIAMSON**  
1993 TSN - 1st

Note: **AP** (1948-Present) and **UPI** (1949-96) selected only a first team until 1951;  
**Helms Foundation** (1905-83) selected only a first team;  
**NABC** selected only a first team until 1948;  
**USBWA** (United States Basketball Writers Association) selected a 10-player first team from 1957-83, five-player first and second teams from 1984-97 and added a third team in 1998

## RAZORBACK HISTORY

### ALL-SEC

		<b>Coach</b>	<b>AP</b>
2023	Ricky Council IV	2nd	2nd
	Anthony Black	2nd	-
2022	JD Notae	1st	1st
	Jaylin Williams	1st	2nd
2021	Moses Moody	1st	1st
2020	Mason Jones	1st	1st
2019	Daniel Gafford	1st	1st
2018	Jaylen Barford	1st	2nd
	Daryl Macon	2nd	1st
2017	Moses Kingsley	2nd	2nd
2016	Moses Kingsley	2nd	2nd
2015	Bobby Portis	1st	1st
	Michael Qualls	2nd	2nd
2014	Bobby Portis	2nd	-
2013	BJ Young	2nd	HM
	Marshawn Powell	2nd	HM
2012	BJ Young	2nd	HM
2011	Rotnei Clarke	2nd	HM
2010	Courtney Fortson	2nd	HM
2009	Mike Washington	2nd	2nd
2008	Sonny Weems	1st	2nd
2007	Patrick Beverley	2nd	-
2006	Ronnie Brewer	1st	1st
	Jonathon Modica	2nd	HM
2005	Ronnie Brewer	1st	2nd
2004	Jonathon Modica	2nd	-
2002	Jannero Pargo	3rd	3rd
2001	Joe Johnson	2nd	3rd
	Jannero Pargo	3rd	3rd
2000	Joe Johnson	3rd	2nd
1999	Derek Hood	2nd	2nd
1998	Nick Davis	2nd	1st
	Pat Bradley	2nd	2nd
1997	Pat Bradley	3rd	3rd
	Derek Hood	3rd	3rd
1995	Scotty Thurman	1st	1st
	Corliss Williamson	1st	1st
	Corey Beck	-	3rd
	Clint McDaniel	-	3rd
1994	Scotty Thurman	1st	1st
	Corliss Williamson	1st	1st
1993	Scotty Thurman	1st	2nd
	Darrell Hawkins	2nd	3rd
	Corliss Williamson	2nd	-
1992	Todd Day	1st *	1st
	Lee Mayberry	1st *	1st
	Oliver Miller	-	3rd

\* One, 11-man team for 1992 season.

### SEC ALL-FRESHMAN SELECTIONS

2023	Anthony Black
2021	Moses Moody
2019	Isaiah Joe
2018	Daniel Gafford
2015	Anton Beard
2014	Bobby Portis
2012	BJ Young
2010	Marshawn Powell
2009	Courtney Fortson
2007	Patrick Beverley
2005	Darian Townes
2004	Ronnie Brewer
	Olu Famutimi
2003	Jonathon Modica
2000	Joe Johnson
1997	Glendon Alexander
1996	Kareem Reid
1994	Darnell Robinson
1993	Scotty Thurman
	Corliss Williamson



**SCOTTY THURMAN** is the only player in program history to earn first team All-SEC honors three times.

### SEC PLAYER OF THE YEAR (Coaches)

2015	Bobby Portis
1995	Corliss Williamson
1994	Corliss Williamson

### SEC PLAYER OF THE YEAR (AP)

2020	Mason Jones (co)
2015	Bobby Portis
1995	Corliss Williamson
1994	Corliss Williamson

### SEC NEWCOMER PLAYER OF THE YEAR (AP)

2021	Moses Moody
2007	Patrick Beverley
2000	Joe Johnson

### SEC FRESHMAN OF THE YEAR (Coaches)

2021	Moses Moody
2007	Patrick Beverley

### SEC DEFENSIVE PLAYER OF THE YEAR

2007	Steven Hill
------	-------------



**MOSES KINGSLEY** is the only Razorback to be named All-SEC and SEC All-Defensive team twice.

## SOUTHEASTERN CONFERENCE HONORS

### SEC ALL-DEFENSIVE TEAM

(Selected in '91 and '92; and started again in '08)

2023	Davonte Davis
2022	Jaylin Williams
2019	Daniel Gafford
2017	Moses Kingsley
2016	Moses Kingsley
2011	Delvon Johnson
2008	Steven Hill
1992	Lee Mayberry

### SEC SIXTH MAN OF THE YEAR

2021	JD Notae
2006	Eric Ferguson

### SEC PRESEASON PLAYER OF THE YEAR

2016	Moses Kingsley
2005	Ronnie Brewer
2001	Joe Johnson

### SEC PLAYERS OF THE WEEK

2022-23	Ricky Council IV	Dec. 5
2021-22	Jaylin Williams	Jan. 24
	Jaylin Williams	Feb. 21
	Jd Notae ^	Feb. 28
2019-20	Mason Jones #	Nov. 11
	Mason Jones #	Dec. 16
	Isaiah Joe	Dec. 30
	Mason Jones #	Feb. 3
	Mason Jones #	Mar. 2
2018-19	Daniel Gafford	Nov. 19
	Isaiah Joe *	Dec. 3
	Daniel Gafford	Mar. 11
2017-18	Daryl Macon	Dec. 18
	Daryl Macon	Jan. 1
	Daryl Macon	Jan. 29
2016-17	Daryl Macon	Feb. 20
2015-16	Anthlon Bell	Jan. 11
	Moses Kingsley	Feb. 1
2014-15	Michael Qualls	Dec. 1
	Bobby Portis	Jan. 12
	Bobby Portis	Feb. 16
2012-13	BJ Young	Dec. 31
	Marshawn Powell	Feb. 18
2010-11	Rotnei Clarke	Jan. 31
	Rotnei Clarke	Feb. 28
2009-10	Rotnei Clarke	Nov. 16
	Courtney Fortson	Feb. 8
2008-09	Michael Washington	Nov. 17
	Courtney Fortson *	Dec. 15
	Michael Washington	Jan. 5
2007-08	Sonny Weems	Feb. 4
2006-07	Gary Ervin	Jan. 8
	Gary Ervin	Mar. 5
2005-06	Jonathon Modica	Feb. 6
2004-05	Jonathon Modica	Feb. 14
2001-02	Jannero Pargo	Dec. 23
	Jannero Pargo	Jan. 28
2000-01	Jannero Pargo	Jan. 22
1997-98	Kareem Reid	Dec. 15
1994-95	Corliss Williamson	Feb. 13
	Scotty Thurman	Feb. 20
1993-94	Scotty Thurman	Feb. 7
	Scotty Thurman	Feb. 21
	Corliss Williamson	Feb. 28
1991-92	Todd Day	Jan. 13
	Todd Day	Mar. 2

\* - won Player of the Week as a Freshman

# - 1 of 3 SEC to be 4-time honoree in a season

^ - Also named National Player of the Week





**BOBBY PORTIS** became the first player in program history with 1,000 points and 500 rebounds as a sophomore. He was consensus SEC Playeyr of the Year and USBWA District Player of the Year in 2015.

### SEC FRESHMAN POW (Beginning in 2007)

2022-23	Anthony Black ^ 11/22	Nov. 28
	Nick Smith Jr. ^	Dec. 12
	Nick Smith Jr.	Feb. 27
2020-21	Moses Moody	Dec. 7
	Moses Moody	Mar. 1
	Moses Moody	Mar. 8
2017-18	Daniel Gafford	Dec. 11
	Daniel Gafford	Jan. 22
	Daniel Gafford	Feb. 19
2014-15	Anton Beard	Feb. 23
2012-13	Bobby Portis	Dec. 9
	Bobby Portis	Jan. 6
	Bobby Portis	Feb. 10
2011-12	BJ Young	Jan. 9
2009-10	Marshawn Powell	Feb. 1
2008-09	Courtney Fortson	Dec. 22
2006-07	Patrick Beverley	Nov. 13
	Patrick Beverley	Nov. 27
	Patrick Beverley	Feb. 19

^ - Also named National Freshman of the Week

### SEC COMMUNITY SERVICE TEAM

2023	Derrian Ford
2022	JD Notae
2021	Moses Moody
2020	Adrio Bailey
2019	Adrio Bailey
2018	Trey Thompson
2017	Moses Kingsley
2016	Keaton Miles
2015	Moses Kingsley
2014	Kikko Haydar
2013	Kikko Haydar
2012	Michael Sanchez
2011	Marcus Britt
2010	Rotnei Clarke
2009	Michael Sanchez
2008	Darian Townes
2007	Sean McCurdy
2006	Dontell Jefferson
2005	Steven Hill
2004	Billy Pharis
2003	Blake Eddins
2002	Blake Eddins
2001	Brandon Davis
2000	Brandon Davis
1999	Pat Bradley

### SEC WINTER ACADEMIC HONOR ROLL

(1st = First-Year SEC Academic Honor Roll)

2023	Cade Arbogast • Lawson Blake Davonte Davis • Barry Dunning (1st) Derrian Ford (1st)
2022	Davonte Davis • Jaylin Williams Lawson Blake (1st) • Chance Moore (1st)
2021	Abayomi Iyiola • Emeka Obukwelu Desi Sills • Connor Vanover Davonte Davis (1st) • Bryson Morehead (1st) Khalen Robinson (1st) • Jaylin Williams (1st)
2020	Ty Stevens Abayomi Iyiola (1st) • Jimmy Whitt Jr. (1st) Connor Vanover (1st)
2019	Jonathan Holmes • Gabe Osabuohien
2018	Trey Thompson
2017	Robert Glasper (1st) • Jonathan Holmes (1st) Moses Kingsley • Manuale Watkins
2016	Anthlon Bell • Moses Kingsley Trey Thompson • Manuale Watkins Lorenzo Jenkins (1st) • Dustin Thomas (1st) Jimmy Whitt Jr. (1st)
2015	Nick Babb • Dusty Hannahs, Moses Kingsley • Bobby Portis Trey Thompson • Manuale Watkins
2014	Kikko Haydar • Moses Kingsley (1st) Bobby Portis (1st) • Manuale Watkins (1st)
2013	Kikko Haydar • Charlie Henderson (1st)
2012	Kikko Haydar • Rickey Scott
2011	Kikko Haydar (1st) • Jeff Peterson (1st) Rickey Scott (1st)
2010	Stephen Cox
2009	Stephen Cox • John Paul Noland (1st) Michael Sanchez (1st)
2008	Stephen Cox-- (1st) • Steven Hill
2007	Sean McCurdy
2006	Preston Cranford • Steven Hill Sean McCurdy (1st)
2005	Preston Cranford • Steven Hill (1st)
2004	Preston Cranford (1st) • Billy Pharis (1st)
2003	Eric Ferguson (1st)
2001	Dionisio Gomez
1999	Lance Keeling
1995	Scotty Thurman
1994	John Engskov (1st) • Dwight Stewart Scotty Thurman



**MASON JONES** led the SEC in scoring in 2019-20 and was named consensus first team All-SEC, the AP SEC co-Player of the Year. He also earned SEC Player of the Week honors four times that season, being just 1 of 3 players to ever do so.



**JAYLIN WILLIAMS** was named All-SEC and selected to the SEC All-Defensive team. He led the NCAA by taking 54 charges in 2021-22 while grabbing 16 double-doubles and ranking second in the SEC in rebounding.



*The honors  
below are  
from available  
records*

### PLAYER OF THE YEAR

1991 Todd Day (AP)  
Oliver Miller (Coaches)  
1990 Lee Mayberry (co)  
1979 Sidney Moncrief  
1978 Ron Brewer  
1973 Martin Terry

### DEFENSIVE PLAYER OF THE YEAR

1989 Keith Wilson

### NEWCOMER OF THE YEAR

1989 Todd Day

### ALL-NEWCOMER TEAM

1989 Todd Day, Lenzie Howell  
Lee Mayberry

### TOURNAMENT MVP

1991 Oliver Miller  
1990 Todd Day  
1989 Lenzie Howell  
1985 Joe Kleine  
1982 Alvin Robertson  
1979 Sidney Moncrief  
1977 Ron Brewer

### ALL DECADE TEAM

Joe Kleine (1980's)  
Alvin Robertson (1980's)

## All-SWC *(Only 1st Team Honors Were Awarded)*

1991 Todd Day  
Lee Mayberry  
Oliver Miller  
1990 Todd Day  
Lee Mayberry  
1989 Keith Wilson  
1988 Ron Huery  
1985 Joe Kleine  
1984 Joe Kleine  
Alvin Robertson  
1983 Darrell Walker  
1982 Scott Hastings  
1981 Scott Hastings  
1980 Scott Hastings  
1979 Sidney Moncrief  
1978 Ron Brewer  
Marvin Delph  
Sidney Moncrief  
1977 Ron Brewer  
Marvin Delph  
Sidney Moncrief  
1975 Kent Allison  
Robert Birden  
1974 Dean Tolson  
1973 Martin Terry  
1972 Martin Terry  
1963 Tommy Boyer  
1962 Jerry Carlton  
Tommy Boyer

1961 Jerry Carlton  
Clyde Rhoden  
Pat Foster  
1960 Clyde Rhoden  
1958 Fred Grim  
1956 Jerald Barnett  
Manuel Whitley  
1951 D.L. Miller  
1950 Jim Cathcart  
1949 Kenneth Kearns  
1948 George Kok  
1947 Alvin Williams  
1946 George Kok  
1945 George Kok  
1944 Deno Nichols  
Billy Flynt  
1943 Gordon Carpenter  
Clayton Wynne  
1942 R.C. Pitts  
1941 Johnny Adams  
John Frieberger  
Howard Hickey  
1940 Howard Hickey  
1939 Johnny Adams  
1938 Don Lockard  
Jack Robbins  
1937 Don Lockard  
Jack Robbins


1936 Elwin Gilliland  
Jim Lee Howell  
Ike Poole  
1935 Taft Moody  
Ike Poole  
1934 Taft Moody  
1933 Tom Murphy  
1932 Tom Murphy  
James "Doc" Sexton  
1931 Milan Creighton  
1930 Wear Schoonover  
Milan Creighton  
Roy Prewitt  
1929 Tom Pickell  
Gene Lambert Sr.  
Wear Schoonover  
1928 Glen Rose  
Tom Pickell  
Gene Lambert Sr.  
Wear Schoonover  
1927 Glen Rose  
Harold Steele  
Tom Pickell  
1926 Rolla Adams  
Elbert Pickell  
Glen Rose  
Curtis Parker  
1925 Rolla Adams



**MARTIN TERRY**, 1972 and 1973 All-SWC.



**JOE KLIENE**, 1984 and 1985 All-SWC.



**ALVIN ROBERTSON**, 1984 All-SWC.



### NATIONAL ASSOCIATION OF BASKETBALL COACHES

#### (NABC) ALL-DISTRICT

2023	Anthony Black	2nd
2022	JD Notae	2nd
	Jaylin Williams	2nd
2021	Moses Moody	1st
2020	Mason Jones	1st
2019	Daniel Gafford	2nd
2018	Jaylen Barford	1st
	Daryl Macon	2nd
2017	Moses Kingsley	2nd
2015	Bobby Portis	1st
	Michael Qualls	2nd
2013	Marshawn Powell	2nd
2009	Michael Washington	2nd
2008	Sonny Weems	2nd
2007	Patrick Beverley	2nd
2006	Ronnie Brewer	1st
2005	Ronnie Brewer	1st
2002	Jannero Pargo	1st
2001	Joe Johnson	1st
1999	Derek Hood	2nd
	Kareem Reid	2nd
1998	Kareem Reid	2nd
1997	Kareem Reid	2nd
1995	Corliss Williamson	1st
	Scotty Thurman	2nd
1994	Scotty Thurman	1st
	Corliss Williamson	1st
1993	Scotty Thurman	2nd
1992	Todd Day	1st
	Lee Mayberry	2nd
	Oliver Miller	2nd
1991	Todd Day	1st
	Lee Mayberry	1st
	Oliver Miller	1st
1990	Todd Day	1st
	Lenzie Howell	1st
	Lee Mayberry	1st
	Oliver Miller	1st
1988	Andrew Lang	1st
1985	Charles Ballentine	1st
	Joe Kleine	1st
1984	Alvin Robertson	1st
	Joe Kleine	2nd
1983	Darrell Walker	1st
1982	Scott Hastings	1st
1981	Scott Hastings	1st
	U.S. Reed	1st
1980	U.S. Reed	1st
	Scott Hastings	2nd
1979	Sidney Moncrief	1st
1978	Ron Brewer	1st
	Marvin Delph	1st
	Sidney Moncrief	1st
1977	Ron Brewer	1st
	Marvin Delph	1st
	Sidney Moncrief	1st
1976	Marvin Delph	3rd
	Daryll Saulsberry	3rd
1975	Kent Allison	1st
	Rickey Medlock	3rd
1974	Dean Tolson	2nd
1973	Martin Terry	1st
	Dean Tolson	3rd
1972	Martin Terry	3rd
1968	James Eldridge	3rd
1967	Tommy Rowland	2nd
1966	Ricky Sugg	2nd
1965	Ricky Sugg	3rd
1964	Jim Magness	2nd
1963	Tommy Boyer	2nd
1962	Jerry Carlton	1st
	Tommy Boyer	2nd
1960	Clyde Rhoden	1st

1958	Fred Grim	1st
1957	Terry Day	
1956	Jerald Barnett	
1955	Buddy Smith	
1954	Jerald Barnett	
1953	Gene Lambert	
1950	Robert Ambler	
	James Cathcart	

### UNITED STATES BASKETBALL WRITERS ASSOCIATION

#### (USBWA) ALL-DISTRICT VII

2023	Ricky Council IV
2022	JD Notae
	Jaylin Williams
2021	Moses Moody
2020	Isaiah Joe
	Mason Jones
2019	Daniel Gafford
	Isaiah Joe
2018	Jaylen Barford
	Daryl Macon
2017	Moses Kingsley
2016	Moses Kingsley
2015	Bobby Portis
	Michael Qualls
2014	Bobby Portis
2013	Marshawn Powell
	BJ Young
2012	BJ Young
2011	Rotnei Clarke
2010	Rotnei Clarke
2009	Michael Washington
2008	Sonny Weems
2007	Patrick Beverley
2006	Ronnie Brewer
2005	Ronnie Brewer
2004	Jonathon Modica

### USBWA DISTRICT PLAYER OF THE YEAR

2022	JD Notae
2015	Bobby Portis



**JD NOTAE** was a third team All-America and joined Bobby Portis as the school's only USBWA District Players of the Year.

### ALL-TOURNAMENT

#### FINAL FOUR ALL-TOURNAMENT TEAM

1995	Clint McDaniel
	Corliss Williamson
1994	Corliss Williamson - MVP
	Corey Beck
	Scotty Thurman
1978	Ron Brewer

Final Four All-Tournament teams started in 1952

#### NCAA TOURNAMENT ALL-REGIONAL

2022	JD Notae	West
	Jaylin Williams	West
2021	Jalen Tate	South
1995	Corliss Williamson - MVP	Midwest
	Scotty Thurman	Midwest
1994	Clint McDaniel	Midwest
	Scotty Thurman	Midwest
	Corliss Williamson	Midwest
1990	Lenzie Howell - MVP	Midwest
	Lee Mayberry	Midwest
	Oliver Miller	Midwest
1991	Todd Day	Midwest
	Oliver Miller	Midwest
1983	Darrell Walker	Midwest
1979	Sidney Moncrief	Midwest
	Steve Schall	Midwest
1978	Ron Brewer - MVP	West
	Marvin Delph	West
	Sidney Moncrief	West

#### SEC TOURNAMENT

2017	Daryl Macon
2015	Michael Qualls
2008	Charles Thomas
	Darian Townes
2007	Sonny Weems
2001	Joe Johnson
2000	Brandon Dean - MVP
	Joe Johnson
1999	Derek Hood
	Kareem Reid
1995	Scotty Thurman
	Corliss Williamson
1994	Corliss Williamson
1992	Todd Day

#### NABC ALL-STAR GAME PARTICIPANTS

2022	Stanley Umude
2017	Moses Kingsley
1993	Darrell Hawkins
1992	Lee Mayberry
1991	Ron Huery
1988	Andrew Lang
1984	Alvin Robertson
1983	Darrell Walker
1982	Scott Hastings
1979	Sidney Moncrief



### NAISMITH MEMORIAL BASKETBALL HALL OF FAME

2014  
2019  
2020

Nolan Richardson  
Sidney Moncrief  
Eddie Sutton



### NATIONAL COLLEGIATE BASKETBALL HALL OF FAME

2008  
2011  
2018

Nolan Richardson  
Eddie Sutton  
Sidney Moncrief



### SEC LEGENDS

2023	Nick Davis
2020	Derek Hood
2019	Corey Beck
2018	Jonathan Modica
2017	Oliver Miller
2016	Pat Bradley
2015	Darrell Walker
2014	Clint McDaniel
2013	Jerry Carlton
2012	Nolan Richardson
2011	George Kok
2010	Jim Counce
2009	Scotty Thurman
2008	Corliss Williamson
2007	U.S. Reed
2006	Marvin Delph
2005	Scott Hastings
2004	Todd Day
2003	Lee Mayberry
2002	Ron Brewer
2001	Joe Kleine
2000	Tommy Boyer
1999	Sidney Moncrief

### TEAM USA

#### OLYMPIANS

1984	Joe Kleine & Alvin Robertson
------	------------------------------

#### TEAM USA

2023	Bobby Portis, Dusty Hannahs *
2009	Ronnie Brewer
2008	Joe Johnson
2006	Joe Johnson
	* - qualifying team

### COACH OF THE YEAR

#### NATIONAL

1995	Nolan Richardson - USBWA Most Courageous Award
1994	Nolan Richardson - NABC, Naismith, Chevrolet/CBS, Atlanta Tipoff Club, Kodak
1990	Nolan Richardson - Association of Black Coaches
1978	Eddie Sutton - AP, UPI
1977	Eddie Sutton - USBWA Henry Iba Award

#### NABC DISTRICT 9

1994	Nolan Richardson
1991	Nolan Richardson
1990	Nolan Richardson
1978	Eddie Sutton
1977	Eddie Sutton

#### CONFERENCE

1998 (SEC)	Nolan Richardson - Coaches & Birmingham Tipoff Club
1991 (SWC)	Nolan Richardson
1990 (SWC)	Nolan Richardson
1989 (SWC)	Nolan Richardson
1981 (SWC)	Eddie Sutton
1979 (SWC)	Eddie Sutton
1977 (SWC)	Eddie Sutton
1975 (SWC)	Eddie Sutton



# ARKANSAS RAZORBACKS

## RAZORBACK HISTORY

### A

Abrons, Devonta	2012	Seagoville, Texas
Adams, Elmo	1950	Beebe, Ark.
Adams, Johnny	1939, 40, 41	Beebe, Ark.
Adams, Marvin	1952, 53, 54	Caddo, Okla.
Adams, O'Neal	1940, 41, 42	Beebe, Ark.
Adams, Robert	1948, 1950	Mulberry, Ark.
Adams, Rolla	1924, 25, 26	
Adebayo, Sunday	1998	Benin City, Nigeria
Alexander, Glendon	1997	Carrollton, Texas
Allison, Kent	1975	South Bend, Ind.
Ambler, Robert	1949, 50, 51	Texarkana, Ark.
Anderson, Bobby	1961, 62	Pine Bluff, Ark.
Arbogast, Cade	2022, 23	Concord, Calif.
Ayers, James	1926	Dierks, Ark.

### B

Babb, Nick	2015	Arlington, Texas
Bailey, Adrio	2017, 18, 19, 20	Clarence, La.
Bailey, Alvin	1979	West Helena, Ark.
Baker, Carl	2000, 01, 02, 03	Palestine, Ark.
Baker, Shawn	1987, 88	Tulsa, Okla.
Balentine, Charles	1982, 83, 84, 85	Newport, Ark.
Bane, Jim	1963, 64	Branson, Mo.
Barford, Jaylen	2017, 18	Jackson, Tenn.
Barnes, Alton	1970	Pine Bluff, Ark.
Barnett, Jerald	1954, 55, 56	Harrison, Ark.
Bass, Jody	1972, 73	Denton, Texas
Bates, Steve	1978	Fort Wayne, Ind.
Beall, Elstner	1933	
Beard, Anton	2015, 16, 17, 18	N. Little Rock, Ark.
Beck, Corey	1993, 94, 95	Memphis, Tenn.
Bedford, Darryl	1983, 84	Smyrna, Ga.
Bell, Anthlon	2013, 14, 15, 16	Memphis, Tenn.
Bell, Jamario	2020	Junction City, Ark.
Bennett, Chris	1976, 78	Little Rock, Ark.
Benton, James	1937, 38	Fordyce, Ark.
Beverley, Patrick	2007, 08	Chicago, Ill.
Biggers, Ray	1992, 93, 94	Houston, Texas
Biley, Ken	1991, 92, 93, 94	Pine Bluff, Ark.
Birden, Robert	1974, 75, 76	Pine Bluff, Ark.
Blackburn, Clifford	1924	Danville, Ark.
Black, Anthony	2023	Duncanville, Texas
Blackmon, Jamar	2003, 04	Little Rock, Ark.
Blake, Lawson	2022, 23	Fayetteville, Ark.
Blasingame, John	1960, 61	Monette, Ark.
Borgsmiller, John	1950	
Boss, Ora Lee	1958, 59	Green Forest, Ark.
Bowers, Arlyn	1989, 90, 91	Memphis, Tenn.
Box, Larry	1972	Leachville, Ark.
Boyer, Tommy	1961, 62, 63	Fort Smith, Ark.
Bradley, A.B.	1942, 43	Clinton, Ark.
Bradley, Pat	1996, 97, 98, 99	Everett, Mass.
Brady, Harold	1937, 38	
Brannon, Robert	1983	Columbia, S.C.
Brasfield, Travis	1932, 33, 34	
Brazile, Trevon	2023	Springfield, Mo.
Brewer, Ron	1976, 77, 78	Fort Smith, Ark.
Brewer, Ronnie	2004, 05, 06	Fayetteville, Ark.
Briggs, E.J.	1940	
Britt, Marcus	2008, 09, 10, 11	Madison, Ark.
Britt, Maurice	1939	Lonoke, Ark.

Brodie, Frank	1936, 37	
Brown, Mike	1972	White Hall, Ark.
Brown, Tony	1979, 80, 81, 82	Chicago, Ill.
Bryant, Gerald	1951	Many, La.
Bryant, Glenn	2010, 11	Detroit, Mich.
Buckner, Ray	1975, 76, 77	Pine Bluff, Ark.
Burk, Houston	1925, 26, 27	
Butler, Walter "Pete"	1955, 56	Jefferson City, Mo.
Byles, Tony	1946, 47	Robeline, La.

### C

Campbell, Doug	1972, 73	Lyons, Kan.
Campbell, Johnny	1947, 48	Harrison, Ark.
Carlton, Jerry	1960, 61, 62	Sheridan, Ark.
Carpenter, Gordon	1941, 42, 43	
Carpenter, Jay	1957, 58, 59	Jefferson City, Mo.
Carpenter, Mike	1986	Knoxville, Tenn.
Carter, Alan	1943	
Cathcart, James	1948, 49, 50	
Chambers, London	1939	
Chaney, Reggie	2019, 20	Tulsa, Okla.
Clark, Andre	2009	N. Little Rock, Ark.
Clark, Carter	2001	Springfield, Mo.
Clarke, Coty	2013, 14	Birmingham, Ala.
Clarke, Rotnei	2009, 10, 11	Verdigris, Okla.
Cleveland, T.J.	1999, 2000, 01, 02	Birmingham, Ala.
Clifton, Gus	1932	
Coffman, M.B. "Skippy"	1962, 63	Little Rock, Ark.
Coleman, Paul	1948, 49	
Cone, Benton	1967, 68, 69	Wilmot, Ark.
Cook, Arlando	2017, 18	St. Louis, Mo.
Cook, Orval	1964, 65, 66	Cleveland, Okla.
Copeland, Jody	1945	
Corzine, Corky	1976	Florissant, Mo.
Counce, Jim	1975, 76, 77, 78	Memphis, Tenn.
Cox, Stephen	2008, 09, 10	Jonesboro, Ark.
Craft, Rege	1979	Garden City, Kan.
Crane, Jay	1984, 85, 86	Ft. Worth, Texas
Cranford, Preston	2004, 06, 07	Heber Springs, Ark.
Crawford, Roger	1993, 94	Birmingham, Ala.
Credit, Mario	1987, 88, 89, 90	Kansas City, Kan.
Creighton, Milan	1929, 30, 31	Gothenberg, Neb.
Crockett, James	1978, 79	West Helena, Ark.
Council IV, Ricky	2023	Durham, N.C.
Cutts, Willie	1983	Fort Worth, Texas
Cylla, Jeantal	2020	Lake Worth, Fla.

### D

Davis, Brandon	1998, 99, 2000, 01	Camden, Ark.
Davis, Davonte	2021, 22, 23	Jacksonville, Ark.
Davis, Kendrick	2003, 04	Houston, Texas
Davis, Nick	1996, 97, 98	Columbia, S.C.
Davis, Shawn	1989, 90, 91, 92	Maud, Texas
Day, Terry	1955, 56, 57	Magnolia, Ark.
Day, Todd	1989, 90, 91, 92	Memphis, Tenn.
Dean, Brandon	1999, 2000, 01, 02	Monroe, La.
DeBose, Keenan	1983, 84	Killeen, Texas
Delph, Marvin	1975, 76, 77, 78	Conway, Ark.
Dickson, Joe	1955, 56, 57	Little Rock, Ark.
Dillard, Alex	1994, 95	Bessemer, Ala.
Donaldson, John	1938	
Dunn, Wayne	1956, 57, 58	Hampton, Ark.

## LETTERWINNERS

Dunning Jr., Barry	2023	Mobile, Ala.
Durham, Jabril	2015, 16	
Dykes, Jimmy	1982, 83, 84	Fayetteville, Ark.

### E

Eddins, Blake	2000, 01, 02, 03	Montgomery, Ala.
Eidson, Harold	1929	Centerville, Ark.
Eldridge, James	1968, 69, 70	Green Forest, Ark.
Elkins, Orval	1952, 53, 54	Minden, La.
Embery-Simpson, Keyshawn	2019	Midwest City, Okla.
Engskov, John	1994, 95, 96	Berryville, Ark.
Ervin, Gary	2007, 08	Brooklyn, N.Y.

### F

Famutimi, Olu	2004, 05	Flint, Mich.
Farmer, Jemal	2010, 11	Chicago, Ill.
Ferguson, Eric	2003, 04, 05, 06	Long Island, N.Y.
Fletcher, Clyde	1991, 92	Memphis, Tenn.
Flynt, Bill	1944, 45, 46	Lonoke, Ark.
Ford, Derrian	2023	Magnolia, Ark.
Fortson, Courtney	2009, 10	Montgomery, Ala.
Foster, Pat	1959, 60, 61	Emerson, Ark.
Freeman, Allie	1985, 86, 87, 88	Little Rock, Ark.
Freeman, Wally	1966, 67	Sheridan, Ark.
Frieberger, John	1939, 40, 41	Point, Texas
Friess, Brad	1979, 80, 81, 82	Austin, Texas
Fulton, John	1935	Malvern, Ark.

### G

Gafford, Daniel	2018, 2019	El Dorado, Ark.
Gammill, Gerald	1939, 40	
Garner, Ronnie	1959, 60, 61	Hot Springs, Ark.
Gehring, Ken	1977	Akron, Ohio
Gibson, Ray	1931, 32, 33	Prairie Grove, Ark.
Gilbert, Jason	1999	Mountain View, Ark.
Gilliland, Elwin	1935, 36, 37	Beebe, Ark.
Gipson, Teddy	1999, 2000, 01, 02	Farmerville, La.
Gomez, Dionisio	2000, 01, 02, 03	Fayetteville, Ark.
Graham, Jalen	2023	Phoenix, Ariz.
Green, Steve	1997	Monticello, Ark.
Grim, Fred	1956, 57, 58	Green Forest, Ark.
Grindle, LaVerne	1959, 60	Overton, Texas
Grisham, Larry	1957, 58	Jonesboro, Ark.
Grisham, Larry	1969	White Hall, Ark.
Guess, Charles	1965, 66	
Gulley III, Fred	2013, 14	Fayetteville, Ark.

### H

Hagood, Leslie	1938	
Haizlip, Ralph	1927, 28	Hot Springs, Ark.
Hale, Arthur	1927, 28, 29	Fayetteville, Ark.
Hale, Harrison, Jr.	1930	Fayetteville, Ark.
Hall, Antwon	1996	Chicago, Ill.
Hall, Darius	2018	Little Rock, Ark.
Hamilton, Ray	1936, 37, 38	Lonoke, Ark.
Hankins, Justin	1999	Elkins, Ark.
Hankins, Zane	1958, 59	Newport, Ark.
Hannahs, Dusty	2016, 17	Little Rock, Ark.
Harris, Alandise	2014, 15	Little Rock, Ark.
Harris, Jalen	2019, 20	Wilson, N.C.
Hastings, Scott	1979, 80, 81, 82	Independence, Kan.
Hawkins, Darrell	1989, 90, 92, 93	Prairie View, Texas

# ARKANSAS RAZORBACKS

## RAZORBACK HISTORY

Haydar, Kikko	2011, 12, 13, 14	Fayetteville, Ark.
Hays, Dennie	1936	
Hazen, Brachen	2017	Columbia City, Ind.
Heider, Joel	1971, 72	Kansas City, Kan.
Henderson, Charlie	2013	Columbia, Mo.
Henderson, Ethan	2019, 20, 21	Little Rock, Ark.
Henderson, Jethro	1930	Hot Springs, Ark.
Henry, Jason	2009	West Memphis, Ark.
Hess, Jack	1950, 51	Verden, Okla.
Hester, Bill (Toar)	1951	Hall Summitt, La.
Hickey, Howard	1939, 40, 41	Clarksville, Ark.
Hill, Steven	2005, 06, 07, 08	Branson, Mo.
Hilliard, Keith	1980	Memphis, Tenn.
Hogue, Larry	1962, 63, 64	North Little Rock, Ark.
Holmes, Jonathan	2017, 18, 19	Columbia, Ill.
Holt, Ken	1929, 30, 31	
Honea, Robert	1942	
Honea, Elmer	1935	Fayetteville, Ark.
Hood, Derek	1996, 97, 98, 99	Kansas City, Mo.
Horrell, Scott	1980	Marmaduke, Ark.
Horsell, J.L.	1934, 35, 36	
Horst, Howard	1928	
Horton, Clifford	1947, 48	Marshall, Ark.
Howell, Jim Lee	1934, 35, 36	Lonoke, Ark.
Howell, Lenzie	1989, 90	Dallas, Texas
Hudspeth, Gerald	1949, 50	St. Joe, Ark.
Huery, Ron	1987, 88, 90, 91	Memphis, Tenn.
Hunter, Vincent	2004, 06, 07, 08	Little Rock, Ark.
Hurd, Anthony	1987	Kansas City, Mo.
Hutchison, Kenny	1985, 86, 87	New York, N.Y.

## I

Irvin, Byron	1985, 86	Chicago, Ill.
Iyiola, Abayomi	2021	Atlanta, Ga.

## J

Jackson, Vance	2021	Pasadena, Calif.
Jay, Jim	1963, 64	Lincoln, Ark.
Jefferies, Chris	1999	Fresno, Calif.
Jefferson, Dontell	2005, 06	Lithonia, Ga.
Jelks, J.L.	1931, 32, 33	Jonesboro, Ark.
Jenkins, Lorenzo	2016	Naples, Fla.
Jennings, Jason	1998, 99	Bald Knob, Ark.
Joe, Isaiah	2019, 20	Fort Smith, Ark.
Johnson, Delvon	2010, 11	Chicago, Ill.
Johnson, Joe	2000, 01	Little Rock, Ark.
Johnson, Kamani	2022, 23	Brooklyn, N.Y.
Joliff, Charles	1944, 45, 46	Manila, Ark.
Jones, Ben	1943, 44	Watlenson, Ark.
Jones, C.J.	2017, 18	Birmingham, Ala.
Jones, Loyd	1960	Lincoln, Ark.
Jones, Mason	2019, 20	Desoto, Texas
Jones, Matt	2002, 04	Fort Smith, Ark.
Jones, Michael	2002, 03, 04, 05	Little Rock, Ark.
Jordan, Berry	2002	Jacksonville, Fla.

## K

Kays, Paul	1928	Fayetteville, Ark.
Kearns, Kenneth	1945, 46, 48	
Kearns, Walter	1951, 52, 53	Denton, Texas
Keeling, Lance	1997, 99	St. Joe, Ark.
Keeter, Danny	1969, 70	Mountain Home, Ark.

Kelly, Carey	1980, 81, 82, 83	Canton, Miss.
Kendall, Bruce	1931, 32, 33	Berryville, Ark.
Kimbrell, Jacky	1967, 68, 69	Turrell, Ark.
King, Cyrus	1924, 25	Stuttgart, Ark.
Kingsley, Moses	2014, 15, 16, 17	Abuja, Nigeria
Kissee, Jim	1964, 65	Marshfield, Mo.
Kitchen, Robert	1983, 84	Muskegon Heights, Mich.
Kleine, Joe	1983, 84, 85	Slater, Mo.
Kok, George	1945, 46, 47, 48	Grand Rapids, Mich.
Kouassi, Willy	2016	Abidjan, Ivory Coast
Kretschmar, Joe	1956	Jefferson City, Mo.

## L

Lambert, Eugene, Jr.	1951, 52, 53	Fayetteville, Ark.
Lambert, Eugene, Sr.	1928, 29	Augusta, Ark.
Lane, Alonzo	2000, 01, 02, 03	Canton, Miss.
Lang, Andrew	1985, 86, 87, 88	Pine Bluff, Ark.
Lee, Almer	1970, 71	Fort Smith, Ark.
Lewis, Tryon	1952	Fayetteville, Ark.
Linn, Warren	1990, 92, 93	Tulsa, Okla.
Lively, Charles	1943	Des Arc, Ark.
Lockard, Don	1936, 37, 38	
Logue, Donald	1950	Fayetteville, Ark.
Lucas, Mike	1985	Dallas, Texas
Lucke, Joel	1951, 52, 53	Pine Bluff, Ark.
Lunday, Kenneth	1935, 36	Miami, Okla.
Lykes, Chris	2022	Mitchellville, Md.

## M

Macon, Daryl	2017, 18	Little Rock, Ark.
Madden, Rashad	2012, 13, 14, 15	Lepanto, Ark.
Magness, Jim	1963, 64	Hot Springs, Ark.
Mann, Marvin	1961	Hickory, Va.
Marks, Larry	1988, 89, 90	Columbia, Tenn.
Martin, Elmer	1992, 93, 94, 95	Memphis, Tenn.
Martin, Neal	1938, 39	Texarkana, Ark.
Martin, Robert	1936, 37	
Mayberry, Lee	1989, 90, 91, 92	Tulsa, Okla.
McAlister, Leslie (Mack)	1968, 70	Jonesboro, Ark.
McClary, Cam	1977	Marshfield, Wis.
McCurdy, Sean	2006, 07	Westport, Conn.
McConnell, J.D.	1964, 65, 66	Fayetteville, Mo.
McDaniel, Clint	1992, 93, 94, 95	Tulsa, Okla.
McDonald, Leo	1954, 55	Many, La.
McGaha, Melvin	1944, 45, 46, 47	Oak Grove, La.
McGowan, Cyrus	2006, 07	Meridian, Miss.
McGuire, J.C.	1924	
McKellar, Philip	1987	North Little Rock, Ark.
McKenzie, Robert	1968, 69, 70	White Hall, Ark.
Medlock, Rickey	1973, 74, 75	Cave City, Ark.
Merritt, Reggie	1993, 94, 95, 96	Little Rock, Ark.
Mickelson, Hunter	2012, 13	Jonesboro, Ark.
Miles, Keaton	2015, 16	Dallas, Texas
Miller, Oliver	1989, 90, 91, 92	Ft. Worth, Texas
Miller, D. L.	1950, 51	Van Buren, Ark.
Mills, William	1985, 86	Perkins, Ga.
Mitchell, A.E.	1930	
Mitchell, Brandon	2012	Amite, La.
Mitchell, Makhel	2023	Washington, D.C.
Mitchell, Makhi	2023	Washington, D.C.
Modica, Jonathon	2003, 04, 05, 06	Smackover, Ark.
Moncrief, Sidney	1976, 77, 78, 79	Little Rock, Ark.

## LETTERWINNERS

Monk, Marcus	2005	Lepanto, Ark.
Moody, Moses	2021	Little Rock, Ark.
Moody, Taft	1933, 34	
Mooney, Fred	1970, 71	Jonesboro, Ark.
Moore, Brandon	2009	New Orleans, La.
Moore, Chance	2022	Brookhaven, Ga.
Moore, Stephan	1985, 86, 87, 88	Cushing, Okla.
Morehead, Bryson	2021	Katy, Texas
Morris, Isaiah	1991, 92	Richmond, Va.
Morrison, Alan	1960, 61	Texarkana, Ark.
Mosiman, Jake	2016	Lawrence, Kan.
Mukubu, Wen	2003, 04	Miami, Fla.
Munsey, Sammy	2006	Little Rock, Ark.
Murphy, Tom	1931, 32, 33	Batesville, Ark.
Murphy, Vernon	1971, 72	Texarkana, Texas
Murry, Ernie	1990, 91	Wabbeska, Ark.

## N

Nash, Eugene	1979, 80, 81, 82	Tyroneza, Ark.
Newby, Jack	1934	Little Rock, Ark.
Nichols, Deno	1944	
Nobles, Julysses	2010, 11, 12	Jackson, Miss.
Noland, John Paul	2009	Southlake, Texas
Norton, Ricky	1981, 82, 83, 84	Okolona, Ark.
Notae, JD	2021, 22	Covington, Ga.
Nutt, Houston	1977	Little Rock, Ark.

## O

Obukwelu, Emeka	2020, 21	Plano, Texas
Oliver, Tom	1930	Jacksonville, Ark.
Oshabuohien, Gabe	2018, 19	Toronto, Canada

## P

Pargo, Jannero	2001, 02	Chicago, Ill.
Parker, Curtis	1924, 26	Winthrop, Ark.
Pauley, Dan	1974	Kansas City, Mo.
Peterson, Jeff	2011	Springfield, Mo.
Peterson, Keith	1979, 80, 81, 82	Little Rock, Ark.
Pharis, Billy	2004	Van Buren, Ark.
Pickell, Elbert	1924, 25, 26	
Pickell, Tom	1927, 28, 29	
Pickren, Jim	1929, 30, 31	Salem, Ark.
Pilgrim, Lawson	1977	Conway, Ark.
Pinion, Joseph	2023	Morrilton, Ark.
Pitts, R.C.	1940, 41, 42	Oxford, Miss.
Plummer, JT	2018	San Antonio, Texas
Poerschke, Eric	1984, 85, 86, 87	Houston, Texas
Poole, H.L.Ike	1934, 35, 36	McGehee, Ark.
Portis, Bobby	2014, 15	Little Rock, Ark.
Powell, Marshawn	2010, 11, 13	Newport News, Va.
Prewitt, Roy	1928, 29, 30	Grady, Ark.
Price, Norman	1949, 50, 51	Mansfield, Ark.
Price, Steve	1973, 74, 75	Delray Beach, Fla.

## Q

Qualls, Michael	2013, 14, 15	Shreveport, La.
-----------------	--------------	-----------------

## R

Rankin, Tommy	1958, 59, 60	Jonesboro, Ark.
Rankin, Roxie	1944, 47	Fayetteville, Ark.
Ratliff, Mike	1984, 85, 86, 87	Brooklyn, N.Y.



# ARKANSAS RAZORBACKS

## RAZORBACK HISTORY

Ray, Herman	1935	Little Rock, Ark.
Reed, U.S.	1978, 79, 80, 81	Pine Bluff, Ark.
Rehl, Kevin	1985, 86	Verma-Alma, Okla.
Reid, Kareem	1996, 97, 98, 99	Bronx, N.Y.
Renfro, Elza	1924	Fayetteville, Ark.
Rhoden, Clyde	1959, 60, 61	Hot Springs, Ark.
Richie, Ocie	1945	
Rimac, Davor	1992, 93, 94, 95	Zagreb, Croatia
Rittman, Richard	1957, 58	Stuttgart, Ark.
Robbins, Jack	1936, 37, 38	Little Rock, Ark.
Robbins, Nobel	1941	
Robertson, Alvin	1982, 83, 84	Barberton, Ohio
Robinson, Darnell	1994, 95, 96	Oakland, Calif.
Robinson, Jaxson	2022	Ada, Okla.
Robinson, Khalel	2021, 22	Little Rock, Ark.
Rogers, Jerry	1961, 62	North Little Rock, Ark.
Rose, Glen	1926, 27, 28	North Little Rock, Ark.
Rose, Scott	1983, 84, 85, 86	Memphis, Tenn.
Rousseau, Steve	1964, 65, 66	Dewitt, Ark.
Rowland, Tommy	1965, 66, 67	Little Rock, Ark.
Rucker, Paul	1934, 35	Bauxite, Ark.
Ruckman, Charles	1925, 26	

## S

Sagely, Floyd	1952, 53, 54	Van Buren, Ark.
Sailer, Bill	1952, 53	Branson, Mo.
Sanchez, Michael	2009, 10, 11, 12	Springdale, Ark.
Satchell, Larry	2000, 01, 02, 03	Waco, Texas
Saulsberry, Darryl	1975, 76	Albuquerque, N.M.
Schall, Steve	1976, 77, 78, 79	Raytown, Mo.
Schoonover, Wear	1928, 29, 30	Pocahontas, Ark.
Schulte, Jack	1974, 75, 76	Ellisville, Mo.
Schumchuk, Frank	1944, 45, 46	Long Island, N.Y.
Schumchuk, Mike	1944, 45, 46	Long Island, N.Y.
Scott, Darryl	1985, 86	Wynne, Ark.
Scott, David	1979	South Bend, Ind.
Scott Jr., Rickey	2011, 12, 13, 14	Irving, Texas
Scott, Tim	1987, 88	Little Rock, Ark.
Scroggins, Carroll	1953, 54, 55	Center Ridge, Ark.
Searles, John	1971	Pine Bluff, Ark.
Self, David	1966, 67, 68	El Dorado, Ark.
Self, Jewell	1959	Little Rock, Ark.
Sexton, Doc	1931, 32, 33	
Shaw, Raymond	1952, 53, 54	Lafayette, La.
Shepherd, Robert	1992, 93	Chicago, Ill.
Sills, Desi	2019, 20, 21	Jonesboro, Ark.
Simmons, Tristan	2016	El Dorado, Ark.
Sims, Keith	1944	
Skulman, Greg	1980, 81, 82	Ozark, Ark.
Smith, Buddy	1954, 55, 56	DeQueen, Ark.
Smith, Glenn	1939	
Smith, Justin	2021	Buffalo Grove, Ill.
Smith Jr., Nick	2023	Jacksonville, Ark.
Smith, Norman	1954, 55, 56	Bucyrus, Ohio
Smith, Sammie	1950, 51, 52	Little Rock, Ark.
Sneed, Brice	1959	Green Forest, Ark.
Snively, John	1982, 83	Pawhuska, Okla.
Southerland, Billy	1940	Pendleton, Texas
Spears, Roger	1972, 73, 74	Tulsa, Okla.
Spivey, Davion	2013	Ruston, La.
Steele, Harold	1925, 26, 27	
Stephens, Gary	1967, 68, 69	N. Little Rock, Ark.

Stevens, Ty	2019, 20	Republic, Mo.
Stewart, Dwight	1993, 94, 95	Memphis, Tenn.
Stolzer, Lawrence	1957, 58	Little Rock, Ark.
Stroud, Steve	1976, 77	Batesville, Ark.
Sugg, Ricky	1964, 65, 66	Berryville, Ark.
Sullinger, J.J.	2002	Columbus, Ohio
Sullivan, Rashard	2003, 04, 05	Ft. Lauderdale, Fla.
Sutton, Leroy	1980, 82, 83, 84	South Bend, Ind.

## T

Talkington, John	1964, 65, 67	Midwest City, Okla.
Tanneberger, Ricky	1968, 69, 70	Little Rock, Ark.
Tate, Jalen	2021	Pickerington, Ohio
Tatum, Charles	2000, 01, 02, 04	Midland, Texas
Terry, Charles	1975, 76	Emporia, Kan.
Terry, Martin	1972, 73	Emporia, Kan.
Thomas, Charles	2005, 06, 07, 08	Jackson, Miss.
Thomas, Dustin	2017, 18	Texarkana, Texas
Thompson, Ali	1996, 97, 98	Jonesboro, Ark.
Thompson, Harry	1957, 58, 59	Mount Pleasant, Ark.
Thompson, Matt	2012	Plano, Texas
Thompson, Trey	2015, 16, 17, 18	Madison, Ark.
Thurman, Scotty	1993, 94, 95	Ruston, La.
Tolson, Dean	1972, 73, 74	Kansas City, Mo.
Toney, Au'Diese	2022	Hunsville, Ala.
Townes, Darian	2005, 06, 07, 08	Alexandria, Va.
Towns, Marlon	1996	Memphis, Tenn.
Trapp, Charles	1930	Little Rock, Ark.
Trumbo, Donald	1956	Fayetteville, Ark.
Trumbo, Trey	1976, 77	Fayetteville, Ark.
Tuck, Henry	1937	

## U

Umude, Stamley	2022	San Antonio, Texas
----------------	------	--------------------

## V

Vanover, Connor	2021, 22	Little Rock, Ark.
Vint, Bobby	1968, 70, 71	North Little Rock, Ark.
Vogel, Warren	1963, 64	Marion, Kan.

## W

Wade, Mardracus	2011, 12, 13, 14	Memphis, Tenn.
Wade, Trey	2022	Marietta, Ga.
Wagner, DeQuavious	2013, 14	Alexandria, La.
Waithe, Marvell	2011, 12	Toronto, Canada
Walker, Chris	1997, 98, 99, 00	Pine Bluff, Ark.
Walker, Darrell	1981, 82, 83	Chicago, Ill.
Walker, J.W.	1952	Russellville, Ark.
Wallace, Roosevelt	1991, 92	Cleveland, Ohio
Wallace, Tarik	1997, 98	Richmond, Va.
Waller, P.T. "Duddy"	1951	Emerson, Ark.
Walsh, Jordan	2023	Desoto, Texas
Washington, Mike	2007, 08, 09, 10	McGehee, Ark.
Watkins, Manuale	2014, 15, 16, 17	Fayetteville, Ark.
Watts, Donnie	1969, 71	Hot Springs, Ark.
Weems, Sonny	2007, 08	West Memphis, Ark.
Welsh, Stef	2007, 08, 09, 10	Newport News, Va.
West, James	1950, 51	Van Buren, Ark.
Wheeler, Paul	1944, 45, 46	
Whitby, Cannon	1987, 88, 89, 90	Obion County, Tenn.
White, Dennis	1972, 73, 74	Independence, Mo.

## LETTERWINNERS

Whitley, Manuel	1950, 53	Bismarck, Ark.
Whitney, Guy	1996, 97, 98	Bentonville, Ark.
Whitt, Jimmy	2016, 20	Columbia, Mo.
Williams, Alvin	1946, 47, 48	
Williams, Jacorey	2013, 14, 15	Birmingham, Ala.
Williams, Jaylin	2021, 22	Fort Smith, Ark.
Williams, Landis	1995, 96, 97, 98	Tulsa, Okla.
Williams, Robert	1949, 50, 51	Billings, Mo.
Williamson, Corliss	1993, 94, 95	Russellville, Ark.
Wilson, Jessie	1942, 43	
Wilson, Jim	1962, 63	Cherry Valley, Ark.
Wilson, Lee	1994, 95, 96, 97	Waco, Texas
Wilson, Keith	1987, 88, 89	Fort Smith, Ark.
Windle, James	1959	Miami, Okla.
Wofford, Larry	1961, 62, 63	Fort Smith, Ark.
Wynne, Clayton	1941, 42, 43	Hulbert, Ark.

## Y

Young, BJ	2012, 13	St. Louis, Mo.
Young, Mike	1978, 79, 80, 81	Wolf Lake, Ind.
Young, Ott	1942	

## Z

Zahn, Alan	1977, 78, 79, 80	Albuquerque, N.M.
------------	------------------	-------------------

## RAZORBACK HISTORY

### 1977

#### Associated Press

- Michigan
- UCLA
- Kentucky
- UNLV
- North Carolina
- Syracuse
- Marquette
- San Francisco
- Wake Forest
- Notre Dame
- Alabama
- Detroit
- Minnesota
- Utah
- Tennessee
- Kansas St.
- UNC-Charlotte
- 18. ARKANSAS**
- Louisville
- Virginia Military

#### United Press International

- Michigan
- San Francisco
- North Carolina
- UCLA
- Kentucky
- UNLV
- 7. ARKANSAS**
- Tennessee
- Syracuse
- Utah
- Kansas St.
- Cincinnati
- Louisville
- Marquette
- Providence
- Indiana St.
- Minnesota
- Alabama
- Detroit
- Purdue

### 1978

#### Associated Press

- Kentucky
- UCLA
- DePaul
- Michigan St.
- 5. ARKANSAS**
- Notre Dame
- Duke
- Marquette
- Louisville
- Kansas
- San Francisco
- New Mexico
- Indiana
- Utah
- Florida St.
- North Carolina
- Texas
- Detroit
- Miami (Ohio)
- Pennsylvania

#### UPI

- Kentucky
- UCLA
- Marquette
- New Mexico
- Michigan St.
- 6. ARKANSAS**
- DePaul
- Kansas
- Duke
- North Carolina
- Notre Dame
- Florida St.
- San Francisco
- Louisville
- Indiana
- Houston
- Utah St.
- Utah
- Texas
- Georgetown

### 1979

#### Associated Press

- Indiana St.
- UCLA
- Michigan St.
- Notre Dame
- 5. ARKANSAS**
- DePaul
- LSU
- Syracuse
- North Carolina
- Marquette
- Duke
- San Francisco
- Louisville
- Pennsylvania
- Purdue
- Oklahoma
- St. John's (N.Y.)
- Rutgers
- Toledo
- Iowa

#### UPI

- Indiana St.
- UCLA
- North Carolina
- Michigan St.
- Notre Dame
- 6. ARKANSAS**
- Duke
- DePaul
- LSU
- Syracuse
- Iowa
- Georgetown
- Marquette
- Purdue
- Texas
- Temple
- San Francisco
- Tennessee
- Louisville
- Detroit

### 1981

#### Associated Press

- DePaul
- Oregon St.
- Arizona St.
- LSU
- Virginia
- North Carolina
- Notre Dame
- Kentucky
- Indiana
- UCLA
- Wake Forest
- Louisville
- Iowa
- Utah
- Tennessee
- Brigham Young
- Wyoming
- Maryland
- Illinois
- 20. ARKANSAS**

### 1982

#### Associated Press

- North Carolina
- DePaul
- Virginia
- Oregon St.
- Missouri
- Georgetown
- Minnesota
- Idaho
- Memphis St.
- Tulsa
- Fresno St.
- 12. ARKANSAS**
- Alabama
- West Virginia
- Kentucky
- Iowa
- Ala.-Birmingham
- Wake Forest
- UCLA
- Louisville

#### UPI

- North Carolina
- DePaul
- Virginia
- Oregon St.
- Missouri
- Minnesota
- Georgetown
- Idaho
- Memphis St.
- Fresno St.
- Tulsa
- Alabama
- 13. ARKANSAS**
- Kentucky
- Wyoming
- Iowa
- West Virginia
- Kansas St.
- Wake Forest
- Louisville

### 1983

#### Associated Press

- Houston
- Louisville
- St. John's (N.Y.)
- Virginia
- Indiana
- UNLV
- UCLA
- North Carolina
- 9. ARKANSAS**
- Missouri
- Boston College
- Kentucky
- Villanova
- Wichita St.
- UT-Chattanooga
- N.C. St.
- Memphis St.
- Georgia
- Oklahoma St.
- Georgetown

#### UPI

- Houston
- Louisville
- St. John's (N.Y.)
- Virginia
- Indiana
- UNLV
- UCLA
- North Carolina
- 9. ARKANSAS**
- Kentucky
- Villanova
- Missouri
- Boston College
- N.C. St.
- Georgia
- UT-Chattanooga
- Memphis St.
- Illinois St.
- Oklahoma St.
- Georgetown

#### ESPN/USA Today

- N.C. State
- Houston
- Louisville
- Georgia
- Virginia
- Kentucky
- North Carolina
- St. John's (N.Y.)
- Indiana
- 10. ARKANSAS**
- Villanova
- Memphis State
- Boston College
- Iowa
- Wichita State
- UCLA
- Ohio State
- UNLV
- Missouri
- Georgetown
- Fresno State
- Utah
- Syracuse
- Washington St.
- Tennessee

### 1984

#### Associated Press

- North Carolina
- Georgetown
- Kentucky
- DePaul
- Houston
- Illinois
- Oklahoma
- 8. ARKANSAS**
- Texas-El Paso
- Purdue
- Maryland
- Tulsa
- UNLV
- Duke
- Washington
- Memphis St.
- Oregon St.
- Syracuse
- Wake Forest
- Temple

#### UPI

- North Carolina
- Georgetown
- Kentucky
- DePaul
- Houston
- Illinois
- 7. ARKANSAS**
- Oklahoma
- Texas-El Paso
- Maryland
- Purdue
- Tulsa
- UNLV
- Duke
- Washington
- Memphis St.
- Syracuse
- Indiana
- Auburn
- Oregon St.

#### ESPN/USA Today

- Georgetown
- Houston
- Kentucky
- North Carolina
- Illinois
- DePaul
- Virginia
- Wake Forest
- Memphis State
- UNLV
- Indiana
- Maryland
- 13. ARKANSAS**
- Oklahoma
- Dayton
- Louisville
- Purdue
- Syracuse
- Washington
- Texas-El Paso
- Tulsa
- Michigan
- SMU
- Temple

### 1985

#### ESPN/USA Today

- Villanova
- Georgetown
- St. John's (N.Y.)
- Georgia Tech
- Memphis State
- Oklahoma
- North Carolina
- Louisiana Tech
- Michigan
- N.C. State
- Illinois
- Loyola (Ill.)
- Duke
- Auburn
- Boston College
- Kansas
- Syracuse

- Maryland
- Va. Commonwealth
- UNLV
- UAB
- Alabama
- UCLA
- Kentucky
- 25. ARKANSAS**

### 1989

#### UPI

- Arizona
- Georgetown
- Illinois
- North Carolina
- Oklahoma
- Indiana
- Duke
- Missouri
- Syracuse
- Michigan
- Seton Hall
- Stanford
- Louisville
- UNLV
- Iowa
- Florida St.
- 17. ARKANSAS**
- N.C. St.
- West Virginia
- Alabama

#### ESPN/USA Today

- Michigan
- Seton Hall
- Illinois
- Duke
- Georgetown
- Syracuse
- Arizona
- North Carolina
- UNLV
- Indiana
- Missouri
- Oklahoma
- Louisville
- N.C. State
- Virginia
- Iowa
- Minnesota
- West Virginia
- Ball State
- 20. ARKANSAS**
- Stanford
- Florida State
- Texas-El Paso
- South Alabama
- UCLA

### 1990

#### Associated Press

- Oklahoma
- UNLV
- Connecticut
- Michigan St.
- Kansas
- Syracuse
- 7. ARKANSAS**
- Georgetown
- Georgia Tech
- Purdue
- Missouri
- La Salle
- Michigan
- Arizona
- Duke
- Louisville
- Clemson
- Illinois
- LSU
- Minnesota
- Loyola (Calif.)
- Oregon St.
- Alabama
- New Mexico St.
- Xavier (Ohio)

#### UPI

- Oklahoma
- UNLV
- Connecticut

## ARKANSAS IN THE FINAL POLLS

- Michigan St.
- Kansas
- Syracuse
- Georgia Tech
- 8. ARKANSAS**
- Georgetown
- Purdue
- Missouri
- Arizona
- La Salle
- Duke
- Michigan
- Louisville
- Clemson
- Illinois
- Alabama
- New Mexico St.

#### ESPN/USA Today

- UNLV
- Duke
- Georgia Tech
- 4. ARKANSAS**
- Connecticut
- Purdue
- Michigan St.
- Minnesota
- Loyola (Calif.)
- Syracuse
- Oklahoma
- Texas
- Clemson
- Kansas
- Georgetown
- Alabama
- Xavier (Ohio)
- Michigan
- La Salle
- Missouri
- Arizona
- Ball State
- UCLA
- Louisville
- North Carolina

### 1992

#### Associated Press

- Duke
- Kansas
- Ohio St.
- UCLA
- Indiana
- Kentucky
- UNLV
- Southern Cal
- 9. ARKANSAS**
- Arizona
- Oklahoma St.
- Cincinnati
- Alabama
- Michigan St.
- Michigan
- Missouri
- Massachusetts
- North Carolina
- Seton Hall
- Florida St.
- Syracuse
- Georgetown
- Oklahoma
- DePaul
- LSU

#### UPI

- Duke
- Kansas
- UCLA
- Ohio St.
- Arizona
- Indiana
- Southern Cal
- 8. ARKANSAS**
- Kentucky
- Oklahoma St.
- Michigan St.
- Missouri
- Alabama
- Cincinnati
- North Carolina
- Florida St.
- Michigan
- Seton Hall
- Georgetown
- Syracuse
- Massachusetts
- Oklahoma
- DePaul
- St. John's (N.Y.)
- Tulane

### 1991

#### Associated Press

- UNLV
- 1. ARKANSAS**
- Indiana
- North Carolina
- Ohio St.
- Duke
- Syracuse
- Arizona
- Kentucky
- Utah
- Nebraska
- Kansas
- Seton Hall
- Oklahoma St.
- New Mexico St.
- UCLA
- East Tenn. St.
- Princeton
- Alabama
- St. John's (N.Y.)
- Mississippi St.
- LSU
- Texas
- DePaul
- Southern Miss

#### UPI

- UNLV
- 2. ARKANSAS**
- Indiana
- North Carolina
- Ohio St.
- Duke
- Arizona
- Syracuse
- Nebraska
- Utah
- Seton Hall
- Kansas
- Oklahoma St.
- UCLA
- East Tenn. St.
- Alabama
- New Mexico St.



## RAZORBACK HISTORY

### ESPN/USA Today

1. Duke
2. Indiana
3. Michigan
4. Ohio State
5. Cincinnati
6. Kentucky
7. Kansas
8. UCLA
9. Oklahoma St.
10. **ARKANSAS**
11. Southern Cal
12. North Carolina
13. Seton Hall
14. Florida State
15. Massachusetts
16. Arizona
17. Memphis St.
18. Missouri
19. Alabama
20. Michigan St.
21. Georgia Tech
22. Texas-El Paso
23. Georgetown
24. Syracuse
25. LSU

### 1993

### Associated Press

1. Indiana
2. Kentucky
3. Michigan
4. North Carolina
5. Arizona
6. Seton Hall
7. Cincinnati
8. Vanderbilt
9. Kansas
10. Duke
11. Florida St.
12. **ARKANSAS**
13. Iowa
14. Massachusetts
15. Louisville
16. Wake Forest
17. New Orleans
18. Georgia Tech
19. Utah
20. Western Kentucky
21. New Mexico
22. Purdue
23. Oklahoma St.
24. New Mexico St.
25. UNLV

### UPI

1. Indiana
2. North Carolina
3. Michigan
4. Kentucky
5. Arizona
6. Seton Hall
7. Cincinnati
8. Vanderbilt
9. Kansas
10. Duke
11. Florida St.
12. **ARKANSAS**
13. Iowa
14. Louisville
15. Wake Forest
16. Massachusetts
17. Utah
18. New Orleans
19. Georgia Tech
20. Purdue
21. UNLV
22. Oklahoma St.
23. Virginia
24. Western Kentucky
25. New Mexico St.

### ESPN/USA Today

1. North Carolina
2. Michigan
3. Kentucky
4. Kansas
5. Indiana
6. Cincinnati
7. Florida State
8. Vanderbilt

9. Duke
10. **ARKANSAS**
11. Seton Hall
12. Arizona
13. Temple
14. Wake Forest
15. Louisville
16. Western Kentucky
17. California
18. Virginia
19. Iowa
20. Utah
21. George Washington
22. Massachusetts
23. Xavier-Ohio
24. UCLA
25. Minnesota

### 1994

### Associated Press

1. North Carolina
2. **ARKANSAS**
3. Purdue
4. Connecticut
5. Missouri
6. Duke
7. Kentucky
8. Massachusetts
9. Arizona
10. Louisville
11. Michigan
12. Temple
13. Kansas
14. Florida
15. Syracuse
16. California
17. UCLA
18. Indiana
19. Oklahoma St.
20. Texas
21. Marquette
22. Nebraska
23. Minnesota
24. St. Louis
25. Cincinnati

### UPI

1. **ARKANSAS**
2. North Carolina
3. Purdue
4. Connecticut
5. Missouri
6. Duke
7. Massachusetts
8. Kentucky
9. Arizona
10. Louisville
11. Michigan
12. Temple
13. Kansas
14. Syracuse
15. Florida
16. California
17. UCLA
18. Indiana
19. Oklahoma St.
20. Marquette
21. Texas
22. St. Louis
23. Minnesota
24. Nebraska
25. Ala.-Birmingham

### ESPN/USA Today

1. **ARKANSAS**
2. Duke
3. Arizona
4. Florida
5. Purdue
6. Missouri
7. Connecticut
8. Michigan
9. North Carolina
10. Louisville
11. Boston College
12. Kansas
13. Kentucky
14. Syracuse
15. Massachusetts
16. Indiana
17. Marquette

18. Temple
19. Tulsa
20. Maryland
21. Oklahoma St.
22. UCLA
23. Minnesota
24. Texas
25. Pennsylvania

### 1995

### Associated Press

1. UCLA
2. Kentucky
3. Wake Forest
4. North Carolina
5. Kansas
6. **ARKANSAS**
7. Massachusetts
8. Connecticut
9. Villanova
10. Maryland
11. Michigan St.
12. Purdue
13. Virginia
14. Oklahoma St.
15. Arizona
16. Arizona St.
17. Oklahoma
18. Mississippi St.
19. Utah
20. Alabama
21. Western Kentucky
22. Georgetown
23. Missouri
24. Iowa St.
25. Syracuse

### UPI

1. UCLA
2. Kentucky
3. Wake Forest
4. Kansas
5. North Carolina
6. **ARKANSAS**
7. Massachusetts
8. Connecticut
9. Villanova
10. Michigan St.
11. Maryland
12. Purdue
13. Arizona
14. Virginia
15. Arizona St.
16. Oklahoma St.
17. Mississippi St.
18. Utah
19. Oklahoma
20. Alabama
21. Syracuse
22. Missouri
23. Iowa St.
24. Oregon
25. Stanford

*\* UPI poll discontinued following 1995 season*

### ESPN/USA Today

1. UCLA
2. **ARKANSAS**
3. North Carolina
4. Oklahoma St.
5. Kentucky
6. Connecticut
7. Massachusetts
8. Virginia
9. Wake Forest
10. Kansas
11. Maryland
12. Mississippi St.
13. Arizona State
14. Memphis
15. Tulsa
16. Georgetown
17. Syracuse
18. Missouri
19. Purdue
20. Michigan St.
21. Alabama
22. Utah
23. Villanova
24. Texas
25. Arizona

### 1996

### ESPN/USA Today

1. Kentucky
2. Massachusetts
3. Syracuse
4. Mississippi St.
5. Kansas
6. Cincinnati
7. Georgetown
8. Connecticut
9. Wake Forest
10. Texas Tech
11. Arizona
12. Utah
13. Georgia Tech
14. Louisville
15. Purdue
16. Georgia
17. Villanova
18. **ARKANSAS**
19. UCLA
20. Iowa State
21. Virginia Tech
22. Iowa
23. Marquette
24. North Carolina
25. New Mexico

### 1998

### Associated Press

1. North Carolina
2. Kansas
3. Duke
4. Arizona
5. Kentucky
6. Connecticut
7. Utah
8. Princeton
9. Cincinnati
10. Stanford
11. Purdue
12. Michigan
13. Ole Miss
14. South Carolina
15. TCU
16. Michigan St.
17. **ARKANSAS**
18. New Mexico
19. UCLA
20. Maryland
21. Syracuse
22. Illinois
23. Xavier
24. Temple
25. Murray St.

### ESPN/USA Today

1. Kentucky
2. Utah
3. North Carolina
4. Stanford
5. Duke
6. Arizona
7. Connecticut
8. Kansas
9. Purdue
10. Michigan St.
11. Rhode Island
12. UCLA
13. Syracuse
14. Cincinnati
15. Maryland
16. Princeton
17. Michigan
18. West Virginia
19. South Carolina
20. Ole Miss
21. New Mexico
22. **ARKANSAS**
23. Valparaiso
24. Washington
25. TCU

### 1999

### Associated Press

1. Duke
2. Michigan St.
3. Connecticut
4. Auburn
5. Maryland
6. Utah
7. Stanford
8. Kentucky
9. St. John's (N.Y.)
10. Miami (Fla.)
11. Cincinnati
12. Arizona
13. North Carolina
14. Ohio St.
15. UCLA
16. Col. of Charleston
17. **ARKANSAS**
18. Wisconsin
19. Indiana
20. Tennessee
21. Iowa
22. Kansas
23. Florida
24. UNC-Charlotte
25. New Mexico

### ESPN/USA Today

1. Connecticut
2. Duke
3. Michigan St.
4. Ohio St.
5. Kentucky
- 5t. St. John's (N.Y.)
7. Auburn
8. Maryland
9. Stanford
10. Utah
11. Cincinnati
12. Miami (Fla.)
12. Gonzaga
14. Temple
15. Iowa
16. Arizona
17. Florida
18. North Carolina
19. Oklahoma
20. Miami (Ohio)
21. UCLA
22. Purdue
23. Kansas
24. SW Missouri St.
25. **ARKANSAS**

### 2015

### Associated Press

1. Kentucky (65)
2. Villanova
3. Wisconsin
4. Duke
5. Arizona
6. Virginia
7. Gonzaga
8. Notre Dame
9. Iowa State
10. Kansas
11. Northern Iowa
12. Maryland
13. Oklahoma
14. Wichita State
15. North Carolina
16. Baylor
17. Louisville
18. SMU
19. Utah
20. West Virginia
21. **ARKANSAS**
22. Georgetown
23. Michigan State
24. Butler
25. VCU

### ESPN/USA Today

1. Duke (29)
2. Wisconsin
3. Kentucky (2)
4. Arizona
5. Notre Dame
6. Gonzaga
7. Michigan State

## ARKANSAS IN THE FINAL POLLS

### 2022

### Associated Press

1. Gonzaga (54)
2. Arizona (7)
3. Kansas
4. Baylor
5. Tennessee
6. Villanova
7. Kentucky
8. Auburn
9. Duke
10. Purdue
11. UCLA
12. Texas Tech
13. Providence
14. Wisconsin
15. Houston
16. Iowa
17. **ARKANSAS**
18. Saint Mary's
19. Illinois
20. Murray State
21. Connecticut
22. Southern Cal
23. Boise State
24. Colorado State
25. Texas

### USA Today

1. Kansas (32)
2. North Carolina
3. Duke
4. Villanova
5. Gonzaga
6. Arizona
7. Houston
8. **ARKANSAS**
9. Baylor
10. Purdue
11. UCLA
12. Texas Tech
13. Providence
14. Auburn
15. Tennessee
16. Miami
17. Kentucky
18. Wisconsin
19. Illinois
20. Saint Mary's
21. Iowa
22. Murray State
23. Iowa State
24. Saint Peter's
25. Michigan

### 2023

### USA Today

1. Connecticut (32)
2. San Diego State
3. Miami (Fla.)
4. Alabama
5. Florida Atlantic
6. Houston
7. Texas
8. UCLA
9. Kansas State
10. Gonzaga
11. Kansas
12. Creighton
13. Purdue
14. Marquette
15. Xavier
16. Tennessee
17. Arizona
18. Duke
19. Baylor
20. Michigan State
21. **ARKANSAS**
22. Saint Mary's
23. Virginia
24. Indiana
25. Texas A&M

### ALL-TIME NBA DRAFT PICKS BY YEAR (44)

Player	Year	Team	Round	Overall
Anthony Black	2023	Orlando Magic	1st	6
Nick Smith Jr.	2023	Charlotte Hornets	1st	27
Jordan Walsh	2023	Boston Celtics	2nd	38
Jaylin Williams	2022	Oklahoma City Thunder	2nd	34
Moses Moody	2021	Golden State Warriors	1st	14
Isaiah Joe	2020	Philadelphia 76ers	2nd	49
Daniel Gafford	2019	Chicago Bulls	2nd	38
Bobby Portis	2015	Chicago Bulls	1st	22
Patrick Beverley	2009	Los Angeles Lakers	2nd	42
Sonny Weems	2008	Chicago Bulls	2nd	39
Ronnie Brewer	2006	Utah Jazz	1st	14
Joe Johnson	2001	Boston Celtics	1st	10
Darnell Robinson	1996	Dallas Mavericks	2nd	58
Corliss Williamson	1995	Sacramento Kings	1st	13
Todd Day	1992	Milwaukee Bucks	1st	8
Oliver Miller	1992	Phoenix Suns	1st	22
Lee Mayberry	1992	Milwaukee Bucks	1st	23
Isaiah Morris	1992	Miami Heat	2nd	37
Andrew Lang	1988	Phoenix Suns	2nd	28
Joe Kleine	1985	Sacramento Kings	1st	6
Charles Balentine	1985	Sacramento Kings	6th	120
Alvin Robertson	1984	San Antonio Spurs	1st	7
Leroy Sutton	1984	Dallas Mavericks	8th	176
Darrell Walker	1983	New York Knicks	1st	12
Scott Hastings	1982	New York Knicks	2nd	29
Tony Brown	1982	New Jersey Nets	4th	82
Keith Peterson	1982	Dallas Mavericks	8th	165
U.S. Reed	1981	Kansas City Kings	5th	104
Allan Zahn	1980	San Antonio Spurs	7th	153
Steve Schall	1980	San Antonio Spurs	10th	209
Sidney Moncrief	1979	Milwaukee Bucks	1st	5
Steve Schall	1979	San Antonio Spurs	5th	106
Marvin Delph	1979	Boston Celtics	6th	110
Ron Brewer	1978	Portland Trailblazers	1st	7
Marvin Delph	1978	Buffalo Braves	3rd	65
Dean Tolson	1974	Seattle Supersonics	5th	80
Dennis White	1974	Kansas City Kings	10th	167
Martin Terry	1973	Chicago Bulls	3rd	39
Jerry Carlton	1962	St. Louis Hawks	13th	96
Fred Grim	1958	Syracuse Nationals	5th	38
Walt Kearns	1953	Minneapolis Lakers	10th	87
Gene Lambert Jr.	1953	Rochester Royals	18th	117
Bob Ambler	1951	Tri-Cities Blackhawks	7th	62
Jim Cathcart	1950	Washington Capitols	7th	77



**Ronnie Brewer Jr.** joined his dad, Ron, as Razorback first round picks. Ronnie went 14th overall in 2006 and Ron went seventh overall in 1978

### BY OVERALL SELECTION

\* The NBA Lottery picks (began in 1985)

Player	Year	Team	Round	Overall
Sidney Moncrief	1979	Milwaukee Bucks	1st	5
Anthony Black *	2023	Orlando Magic	1st	6
Joe Kleine *	1985	Sacramento Kings	1st	6
Ron Brewer	1978	Portland Trailblazers	1st	7
Alvin Robertson	1984	San Antonio Spurs	1st	7
Todd Day *	1992	Milwaukee Bucks	1st	8
Joe Johnson *	2001	Boston Celtics	1st	10
Darrell Walker	1983	New York Knicks	1st	12
Corliss Williamson *	1995	Sacramento Kings	1st	13
Moses Moody *	2021	Golden State Warriors	1st	14
Ronnie Brewer *	2006	Utah Jazz	1st	14
Oliver Miller	1992	Phoenix Suns	1st	22
Bobby Portis	2015	Chicago Bulls	1st	22
Lee Mayberry	1992	Milwaukee Bucks	1st	23
Nick Smith Jr.	2023	Charlotte Hornets	1st	27
Andrew Lang	1988	Phoenix Suns	2nd	28
Scott Hastings	1982	New York Knicks	2nd	29
Jaylin Williams	2022	Oklahoma City Thunder	2nd	34
Isaiah Morris	1992	Miami Heat	2nd	37
Jordan Walsh	2023	Boston Celtics	2nd	38
Daniel Gafford	2019	Chicago Bulls	2nd	38
Fred Grim	1958	Syracuse Nationals	5th	38
Martin Terry	1973	Chicago Bulls	3rd	39
Sonny Weems	2008	Chicago Bulls	2nd	39
Patrick Beverley	2009	Los Angeles Lakers	2nd	42
Isaiah Joe	2020	Philadelphia 76ers	2nd	49
Darnell Robinson	1996	Dallas Mavericks	2nd	58
Bob Ambler	1951	Tri-Cities Blackhawks	7th	62
Marvin Delph	1978	Buffalo Braves	3rd	65
Jim Cathcart	1950	Washington Capitols	7th	77
Dean Tolson	1974	Seattle Supersonics	5th	80
Tony Brown	1982	New Jersey Nets	4th	82
Walt Kearns	1953	Minneapolis Lakers	10th	87
Jerry Carlton	1962	St. Louis Hawks	13th	96
U.S. Reed	1981	Kansas City Kings	5th	104
Steve Schall	1979	San Antonio Spurs	5th	106
Marvin Delph	1979	Boston Celtics	6th	110
Gene Lambert Jr.	1953	Rochester Royals	18th	117
Charles Balentine	1985	Sacramento Kings	6th	120
Allan Zahn	1980	San Antonio Spurs	7th	153
Keith Peterson	1982	Dallas Mavericks	8th	165
Dennis White	1974	Kansas City Kings	10th	167
Leroy Sutton	1984	Dallas Mavericks	8th	176
Steve Schall	1980	San Antonio Spurs	10th	209



**Corliss Williamson** was the No. 13 pick by the Sacramento Kings in 1995. He would win an NBA Championship with the 2004 Detroit Pistons.



# ARKANSAS RAZORBACKS

## RAZORBACK HISTORY



**Moses Moody** was the first "one-and-done" in Arkansas history. He went 14th overall in the 2021 Draft to the Golden State Warriors.



**Anthony Black** ties Joe Kleine as the second-highest Razorback to be picked, going sixth overall to the Orlando Magic in the 2023 Draft.

## #PROHGS - IN THE DRAFT



**Nick Smith Jr.**, gave Arkansas two first-round picks in the same draft when he was taken 27th overall by the Charlotte Hornets in 2023.

### BY TEAM

Team	Picks
Atlanta *	2
Boston	3
Brooklyn & Charlotte	1
Chicago	4
Dallas	3
Golden State	1
Los Angeles Clippers @	1
Los Angeles Lakers #	2
Miami	1
Milwaukee	3
New York	2
Oklahoma City ^	2
Orlando	1
Phoenix	2
Philadelphia !	1
Portland	1
Sacramento %	6
San Antonio	4
Utah	1

#### Team Guide

\* - 1 as Tri-Cities Blackhawks; 1 as St. Louis Hawks  
 % - 2 as Kansas City Kings; 1 as Rochester Royals  
 & - 1 as New Jersey Nets @ - 1 as Buffalo Braves  
 # - 1 as Minneapolis Lakers ^ - 1 as Seattle Supersonics  
 ! - 1 as Syracuse Nationals

### BY ROUND

\*The NBA Draft was reduced to two rounds in 1989

Rd	Picks
1st	14
2nd	10
3rd	2
4th	1
5th	4
6th	2
7th	3
8th	2
9th	0
10th	3
11th	0
12th	0
13th	1
18th	1



### LOTTERY PICKS

NOTE: The NBA Lottery began in 1985

Year	Player	Team	Pick (*)
2023	Anthony Black	Magic	6th (14)
1985	Joe Kleine	Kings	6th (7)
1992	Todd Day	Bucks	8th (11)
1995	Corliss Williamson	Kings	13th (13)
2001	Joe Johnson	Celtics	10th (13)
2006	Ronnie Brewer	Jazz	14th (14)
2021	Moses Moody	Warriors	14th (14)
2023	Anthony Black	Magic	6th (14)

\* - the number in parenthesis were the total number of lottery picks that season



**Joe Johnson** was a 2001 NBA Lottery Pick, going 10th overall by the Boston Celtics. He went on to be a seven-time All-Star.



2021 NBA Champion **Bobby Portis** was the No. 22 overall pick by the Chicago Bulls in the 2015 NBA Draft and the 12th first rounder in program history.

## RAZORBACK HISTORY

### Basketball Hall of Fame (1)

2019 - Sidney Moncrief

### All-NBA Teams (7)

2010 - Joe Johnson, 3rd Team, Atlanta  
 1986 - Sidney Moncrief, 2nd Team, Milwaukee  
 1986 - Alvin Robertson, 2nd Team, San Antonio  
 1985 - Sidney Moncrief, 2nd Team, Milwaukee  
 1984 - Sidney Moncrief, 2nd Team, Milwaukee  
 1983 - Sidney Moncrief, 1st Team, Milwaukee  
 1982 - Sidney Moncrief, 2nd Team, Milwaukee

### All-Defensive Teams (14)

2020 - Patrick Beverley, 2nd Team, Los Angeles Clippers  
 2017 - Patrick Beverley, 1st Team, Houston  
 2014 - Patrick Beverley, 2nd Team, Houston  
 1991 - Alvin Robertson, 1st Team, Milwaukee  
 1990 - Alvin Robertson, 2nd Team, Milwaukee  
 1989 - Alvin Robertson, 2nd Team, San Antonio  
 1988 - Alvin Robertson, 2nd Team, San Antonio  
 1987 - Alvin Robertson, 1st Team, San Antonio  
 1986 - Sidney Moncrief, 1st Team, Milwaukee  
 Alvin Robertson, 2nd Team, San Antonio  
 1985 - Sidney Moncrief, 1st Team, Milwaukee  
 1984 - Sidney Moncrief, 1st Team, Milwaukee  
 1983 - Sidney Moncrief, 1st Team, Milwaukee  
 1982 - Sidney Moncrief, 2nd Team, Milwaukee

### NBA Titles (6)

Scott Hastings	1990, Detroit
Darrell Walker	1993, Chicago
Joe Kleine	1998, Chicago
Corliss Williamson	2004, Detroit
Bobby Portis	2021, Milwaukee
Moses Moody	2022, Golden State

### All-Star Appearances (16)

Joe Johnson	7	2007, '08, '09, '10, '11, '12, '14
Sidney Moncrief	5	1982, '83, '84, '85, '86
Alvin Robertson	4	1986, '87, '88, '91

### NBA Defensive Player of the Year (2)

Sidney Moncrief, 1982-83 & 1983-84  
 Alvin Robertson, 1985-86

### NBA Most Improved Player (1)

Alvin Robertson, 1985-86, San Antonio

### NBA Sixth Man of the Year (1)

Corliss Williamson, 2001-02

### NBA Player of the Month (3)

Joe Johnson (East)	March '08
Sidney Moncrief	December '81
Alvin Robertson	December '85

### NBA All-Rookie Team (1)

Ron Brewer, 1978-79, First Team

## #PROHOGS - NBA HONORS




**Sidney Moncrief** won the first two NBA Defensive Player of the Year Awards (1983 and 1984), was a five-time All-Star and was inducted into the Basketball Hall of Fame in 2019.



**Joe Johnson** reached a historic milestone in 2016-17, becoming the 42nd player in NBA history to score 20,000 career points. The seven-time All-Star finished with 20,405.



**Alvin Robertson** was a six-time All-Defensive Team selection, four-time All-Star. In 1985-86, he was both NBA Most Improved Player and NBA Defensive Player of the Year.



**Corliss Williamson** was the 2001-02 NBA Sixth Man of the Year. In 2004, he helped the Detroit Pistons win an NBA Championship.



**Ron Brewer**, the seventh pick in the 1978 Draft, lived up to the billing as he made the 1978-79 NBA All-Rookie Team.



**Patrick Beverley** has been named to the NBA All-Defensive team three times, twice with the Rockets and once with the Clippers.



## RAZORBACK HISTORY

**Corey Beck** 3 seasons  
1995-96, Charlotte Hornets; 1997-98 - Charlotte Hornets; 1998-99 - Detroit Pistons and Charlotte Hornets

**Patrick Beverley** 12 seasons  
2012-17 - Houston Rockets; 2017-21 - Los Angeles Clippers; 2021-22 - Minnesota Timberwolves; 2022 - Utah Jazz; 2022-23 - Los Angeles Lakers and Chicago Bulls; 2023-pres. - Philadelphia 76ers

**Anthony Black** 1 season  
2023-pres. - Orlando Magic

**Ron Brewer** 14 seasons  
1978-80 - Portland Trailblazers; 1980-81 - Portland Trailblazers and San Antonio Spurs; 1981-82 - San Antonio Spurs and Cleveland Cavaliers; 1982-83 - Cleveland Cavaliers and Golden State Warriors; 1983-84 - Golden State Warriors and San Antonio Spurs; 1984-85 - San Antonio Spurs and New Jersey Nets; 1985-86 - Chicago Bulls and Cleveland Cavaliers

**Ronnie Brewer** 11 seasons  
2006-09 - Utah Jazz; 2009-10 - Utah Jazz and Memphis Grizzlies; 2010-12 - Chicago Bulls; 2012-13 - New York Knicks and Oklahoma City Thunder; 2013-14 - Houston Rockets and Chicago Bulls

**Tony Brown** 6 seasons  
1984-85 - Indiana Pacers; 1985-86 - Chicago Bulls; 1986-87 - New Jersey Nets; 1988-89 - Houston Rockets and Milwaukee Bucks; 1989-90 - Milwaukee Bucks; 1990-91 - Los Angeles Lakers and Utah Jazz; 1991-92 - Los Angeles Clippers and Seattle SuperSonics

**Coty Clarke** 1 season  
2015-16 - Boston Celtics

**Todd Day** 8 seasons  
1992-95 - Milwaukee Bucks; 1995-96 - Milwaukee Bucks and Boston Celtics; 1996-97 - Boston Celtics; 1997-98 - Miami Heat; 1999-00 - Phoenix Suns; 2000-01 - Minnesota Timberwolves

**Courtney Fortson** 1 season  
2011-12 - Los Angeles Clippers and Houston Rockets

**Daniel Gafford** 6 seasons  
2019-21 - Chicago Bulls; 2021-pres. - Washington Wizards

**Dusty Hannahs** 2 seasons  
2018-19 - Memphis Grizzlies; 2019-20 - Memphis Grizzlies



**Jannero Pargo** played 11 seasons in the NBA and is now an assistant coach with the Indiana Pacers.



**Scott Hastings** was the 29th overall pick in 1982 and he won an NBA title with the 1990 Detroit Pistons.

**Scott Hastings** 11 seasons  
• **NBA CHAMPION (1990 Detroit Pistons)** •  
1982-83 - New York Knicks and Atlanta Hawks; 1983-88 - Atlanta Hawks; 1988-99 - Miami Heat; 1989-91 - Detroit Pistons; 1991-93 - Denver Nuggets

**Steven Hill** 1 season  
2008-09 - Oklahoma City Thunder

**Derek Hood** 1 season  
1999-00 - Charlotte Hornets

**Dontell Jefferson** 1 season  
2008-09 - Charlotte Bobcats

**Isaiah Joe** 4 seasons  
2020-22 - Philadelphia 76ers; 2022-pres. - Oklahoma City Thunder

**Joe Johnson** 17 seasons  
2001-02 - Boston Celtics and Phoenix Suns; 2002-05 - Phoenix Suns; 2005-12 - Atlanta Hawks; 2012-15 - Brooklyn Nets - 2015-16 - Brooklyn Nets and Miami Heat; 2016-17 - Utah Jazz; 2017-18 - Utah Jazz and Houston Rockets

**Mason Jones** 2 seasons  
2020-21 - Houston Rockets, Philadelphia 76ers; 2021-pres. - Los Angeles Lakers

**Joe Kleine** 15 seasons  
• **NBA CHAMPION (1998 Chicago Bulls)** •  
1985-88 - Sacramento Kings; 1988-89 - Sacramento Kings and Boston Celtics; 1989-93 - Boston Celtics; 1993-96 - Phoenix Suns; 1996-97 - Phoenix Suns, Los Angeles Lakers and New Jersey Nets; 1997-98 - Chicago Bulls; 1998-99 - Phoenix Suns; 1999-00 - Portland Trailblazers

**Andrew Lang** 12 seasons  
1988-92 - Phoenix Suns; 1992-93 - Philadelphia 76ers; 1993-95 - Atlanta Hawks; 1995-96 - Atlanta Hawks and Minnesota Timberwolves; 1996-98 - Milwaukee Bucks; 1998-99 - Chicago Bulls; 1999-00 - New York Knicks

**Daryl Macon** 2 seasons  
2018-19 - Dallas Mavericks; 2019-20 - Miami Heat

**Lee Mayberry** 7 seasons  
1992-96 - Milwaukee Bucks; 1996-99 - Vancouver Grizzlies

**Clint McDaniel** 1 season  
1995-96 - Sacramento Kings

**Melvin McGaha** 1 season  
1948-49 - New York Knicks

## #PROHOGS ALL-TIME NBA ROSTER

**Oliver Miller** 9 seasons  
1992-94 - Phoenix Suns; 1994-95 - Detroit Pistons; 1995-96 - Toronto Raptors; 1996-97 - Dallas Mavericks and Toronto Raptors; 1997-98 - Toronto Raptors; 1998-99 - Sacramento Kings; 1999-00 - Phoenix Suns; 2003-04 - Minnesota Timberwolves (2004)

**Sidney Moncrief** 11 seasons  
1979-89 - Milwaukee Bucks; 1990-91 - Atlanta Hawks

**Moses Moody** 3 seasons  
• **NBA CHAMPION (2022 Golden State Warriors)** •  
2021-pres. - Golden State Warriors

**Isaiah Morris** 1 season  
1992-93 - Detroit Pistons

**Jannero Pargo** 11 seasons  
2002-03 - Los Angeles Lakers; 2003-04 - Los Angeles Lakers, Toronto Raptors and Chicago Bulls; 2004-06 - Chicago Bulls; 2006-08 - New Orleans Hornets; 2009-10 - Chicago Bulls; 2011-12 - Atlanta Hawks; 2012-13 - Washington Wizards. Atlanta Hawks and Charlotte Bobcats; 2013-15 Charlotte Bobcats/Hornets

**Bobby Portis** 9 seasons  
• **NBA CHAMPION (2021 Milwaukee Bucks)** •  
2015-18 - Chicago Bulls; 2019 - Bulls and Washington Wizards; 2019-20 - New York Knicks; 2020-pres. Milwaukee Bucks

**Alvin Robertson** 12 seasons  
1984-89 - San Antonio Spurs; 1989-92 - Milwaukee Bucks; 1992-93 - Milwaukee Bucks and Detroit Pistons; 1995-96 - Toronto Raptors

**Nick Smith Jr.** 1 season  
2023-pres. - Charlotte Hornets

**Dean Tolson** 3 seasons  
1974-75 - Seattle SuperSonics; 1976-78 - Seattle SuperSonics

**Stanley Umude** 2 seasons  
2023-pres. - Detroit Pistons

**Darrell Walker** 10 seasons  
• **NBA CHAMPION (1993 Chicago Bulls)** •  
1983-86 - New York Knicks; 1986-87 - Denver Nuggets; 1987-91 - Washington Bullets; 1991-92 - Detroit Pistons; 1992-93 - Detroit Pistons and Chicago Bulls

**Jordan Walsh** 1 season  
2023-pres. - Boston Celtics

**Sonny Weems** 4 seasons  
2008-09 - Denver Nuggets; 2009-11 - Toronto Raptors; 2015-16 - Phoenix Suns and Philadelphia 76ers

**Jaylin Williams** 2 seasons  
2022-pres. - Oklahoma City Thunder

**Corliss Williamson** 12 seasons  
• **NBA CHAMPION (2004 Detroit Pistons)** •  
1995-00 - Sacramento Kings; 2000-01 - Toronto Raptors and Detroit Pistons; 2001-04 - Detroit Pistons; 2004-05 - Philadelphia 76ers and Sacramento Kings; (2005), 2005-07 - Sacramento Kings

## RAZORBACK HISTORY

### ARKANSAS SPORTS HALL OF FAME

Established in January, 1959, to honor individuals who have made a special contribution to athletics in Arkansas. Only inductees that coached, played or were closely affiliated with University of Arkansas athletics are listed.

1959	Jim Lee Howell, FB; Wear Schoonover, FB
1960	Jim Benton, FB; John Barnhill, FB, College Athletics; Steve Creekmore, FB, MGolf
1961	Hugo Bezdek, football, BASE
1962	None
1963	Clyde Scott, FB, T&F; George Cole, FB, College Athletics; Russell May, FB
1964	<b>Glen Rose, MBB</b> , FB; Dan Estes, FB
1965	<b>Gordon Carpenter, MBB; Tom Murphy, MBB, FB; J.L. Carter</b> , football
1966	Francis Schmidt, FB
1967	Frank Broyles, FB, College Athletics
1968	Howard "Red" Hickey, FB; Gene "Sodie" Davidson, FB
1970	<b>Melvin McGaha, MBB</b> , BASE, FB; Fred Thomsen, FB
1971	Wilson Matthews, FB; Pat Summerall, FB
1972	Maurice "Footsie" Britt, FB; Dave Hanner, FB; Boyd Cypert, College Athletics
1973	Ray Hamilton, FB; Sam Coleman, HS Athletics
1974	Jack Robbins, FB
1975	Miller Barber, MGolf; Lamar McHan, FB
1976	Billy Ray Smith, Sr., FB
1977	Leon "Muscles" Campbell, FB; <b>Tom Pickell, MBB</b>
1978	Fred Williams, FB
1979	Lance Alworth, FB; <b>Johnny Adams, MBB</b>
1980	Barry Switzer, FB
1981	Clifford Shaw, Officiating; Jim Mooty, FB; Wayne Harris, FB
1982	Aubrey "Cobb" Fowler, FB, T&F; Milan Creighton, FB
1983	Lou Holtz, FB; <b>Eddie Sutton, MBB</b>
1984	Fred Akers, FB; Kay Eakin, FB
1985	<b>Eugene Lambert, MBB</b> ; Floyd Sagely, FB
1986	Loyd Phillips, FB; W. Howard Pearce, FB, Stadium Man-

### UNIVERSITY OF ARKANSAS SPORTS HALL OF HONOR

The University of Arkansas Sports Hall of Honor was established in 1988 as a means of honoring the all-time great athletes and coaches that have done so much in establishing a tradition of excellence in University of Arkansas athletics. Only former Razorback lettermen are allowed to vote.

1988	Lance Alworth, John Barnhill, Frank Broyles, <b>Sidney Moncrief, Glen Rose</b> , Clyde Scott
1989	Jim Benton, George Cole, Wayne Harris, Wilson Matthews, Kevin McReynolds, <b>Wear Schoonover</b>
1990	Miller Barber, <b>Mel McGaha</b> , John McDonnell, Loyd Phillips, Jack Robbins, Jim Lee Howell
1991	Leon Campbell, Mike Conley, Norm DeBriyn, Dan Hampton, Dave Hanner, Fred Williams
1993	<b>Ron Brewer</b> , Chuck Dicus, Joe Ferguson, Lamar McHan, Pat Summerall
1994	<b>George Kok</b> , Maurice Britt, Bill Ferrell, Steve Little, Bettye Fiscus, Billy Ray Smith Sr., Niall O'Shaughnessy, John Daly
1995	Bill Burnett, Ken Hatfield, <b>Eddie Sutton</b> , R.H. Sikes, Tim Lollar, J. William Fulbright, Bud Brooks
1996	Preston Carpenter, Bob Cheyne, Joe Falcon, <b>Eugene Lambert</b> , Bill Montgomery, Billy Moore, <b>Nolan Richardson</b> , Barry Switzer, Melody Sye
1997	Harold Horton, Jim Mooty, Lon Farrell, Billy Ray Smith, Jr., Johnny Ray, Frank O'Mara, Jim Lindsey, Henry Moore, Floyd Sagely
1998	Steve Atwater, <b>Marvin Delph</b> , Paul Donovan, Bev Lewis, Eddie Bradford, <b>Ike Poole</b> , Steve Creekmore, Sr.
1999	Fred Akers, <b>Tommy Boyer</b> , Ronnie Caveness, Jimmy Johnson, Gordon Long, Gerald Nesbitt, Tom Pagnozzi, Stanley Redwine, George Walker
2000	Jesse Branch, Bobby Burnett, Lew Carpenter, Delmonica DeHorney, Howard "Red" Hickey, Jeff King, <b>Joe Kleine</b> , Tom Murphy, Dean Weber
2001	Alton Baldwin, Jim Bone, Deena Drossin, <b>Pat Foster</b> ,

1987	agement John McDonnell, T&F; Jim Lindsey, FB; Alton Baldwin, FB
1988	<b>George Kok, MBB</b> ; Dwight Sloan, FB; Lewis Carpenter, FB
1989	Ken Hatfield, FB; Harold Horton, FB; Brad Scott, FB; R.H. Sikes, MGolf
1990	Henry Moore, FB
1991	Norm DeBriyn, BASE; <b>Pat Foster, MBB</b> ; Gerald Nesbitt, FB
1992	Preston Carpenter, FB; Dan Hampton, FB
1993	<b>Sidney Moncrief, MBB</b> ; Buddy Bob Benson, FB
1994	Joe Ferguson, FB; <b>Ron Brewer, MBB; Ike Poole, MBB</b> , FB
1995	Billy Ray Smith, Jr., FB; Chuck Dicus, FB
1996	Bill Burnett, FB; Kevin McReynolds, BASE; Raymond Peters, FB
1997	Bill Montgomery, FB; Billy Moore, FB; Mike Conley, T&F
1998	<b>Nolan Richardson, MBB; Marvin Delph, MBB</b> ; Jimmy Johnson, FB; Firmon Bynum, FB
1999	Ronnie Caveness, FB; Jerry Jones, FB
2000	<b>Tommy Boyer, MBB</b> ; Bobby Burnett, FB
2001	Orville Henry, Journalism; Jerry Lamb, FBI; Ken Turner, FB
2002	Steve Atwater, FB; Brandon Burlsworth, FB; <b>Joe Kleine, MBB</b> ; Cliff Powell, FB
2003	O'Neale Adams, FB; Louis Schaufele, FB, BASE; <b>Darrell Walker, MBB</b>
2004	Jesse Branch, FB; Bud Campbell, Journalism; Bud Canada, FB; Steve Cox, FB; Wayne Martin, FB
2005	William "Bud" Brooks, FB; <b>Scott Hastings, MBB</b>
2006	Gary Anderson, FB; John Daly, MGolf; Paul Eells, TV and Radio Play-by-Play; <b>Fred Grim, MBB</b> ; Bettye Fiscus Dickey, WBB
2007	Bobby Crockett, FB; Tom Pagnozzi, BASE; George Walker, FB; Jim Elder, Journalism
2008	<b>Todd Day, MBB</b> ; Bruce James, FB; Jon Richardson, FB
2009	Martine Bercher, FB; R.C. Thielemann, FB; <b>Corliss Williamson, MBB</b> ; Jarrell Williams, FB
2010	Bill Ferrell, Trainer & Baseball Coach; Leotis Harris, FB;

2011	Quinn Grove, Glen Ray Hines, Cliff Powell, Reuben Reina, Jarrell Williams
2012	<b>Todd Day</b> , Bobby Crockett, Martine Bercher, Rick Schaeffer, Deane Pappas, Amber Nicholas Shirey, Harold E. "Sonney" Henson, Ronnie Underwood, Ray Hamilton
2013	<b>Johnny Adams</b> , Gary Anderson, Bud Canada, Chip Hooper, Fred Marshall, Jerry Mazzanti, Cynthia Moore, Scott Tabor, <b>Corliss Williamson</b>
2014	Brandon Burlsworth, <b>Jerry Carlton</b> , Peter Doohan, Harry Jones, Jerry Jones, Seneca Lassiter, Wayne Martin, <b>Lee Mayberry</b> , Tracy Webb Rice
2015	Dick Booth, Bill Gray, Leotis Harris, <b>Scott Hastings</b> , Steve Krueger, Jerry Lamb, Jon Richardson, Christy Smith, R.C. Thielemann
2016	Scott Bull, Dick Bumpas, Jay Donathan, Ron Hightower, Bobby Proctor, Louis Schaufele, <b>Martin Terry</b> , Amy Yoder Begley, Lance Harter
2017	Jim Barnes, Jackie Brasuell, Ben Cowins, Megan Flowers, Dean Garrett, Brenden Pappas, Randy Stewart, Phillip Stidham, <b>Scotty Thurman</b>
2018	Rodney Brand, Tommy Brasher, Bruce James, Daniel Lincoln, Ryan Lundquist, George McKinney, Gi-Gi Miller, <b>Darrell Walker</b> , Steed White
2019	Shawn Andrews, Richard Bell, Ron Calcagni, Veronica Campbell-Brown, <b>Dr. Jim Counce</b> , Alistair Cragg, Billy Joe Moody, Tom Pucci
2020	Bubba Carpenter, <b>Milan Creighton</b> , Ike Forte, Karen Gorham, Greg Koch, Kevin Scanlon, <b>U.S. Reed</b> , Tracy Robertson, Terry Don Phillips, Erick Walder, Jim Williams
2021	Gary Adams, Steve Cox, Jessica Koch Dailey, <b>Fred Grim</b> , <b>Almer Lee</b> , Brison Manor Jr., Jessica Field Phelan, Gdofrey Siamusiye, Pat Serret, Jimmy Walker
2022	Edrick Floreal, <b>Andrew Lang</b> , Bill McClard, Bruce Maxwell, Ronn Reynolds, <b>Clyde Rhoden</b> , Jody Rittenhouse, Lisa Sparks, Terry Stewart, Dennis Winston
2023	Barry Foster, Dickey Morton, <b>Charles Valentine</b> , Calvin Davis, Greg D'Alexander, Cheryl McArton Ward,

## ARKANSAS HALLS OF FAME

2011	<b>Scotty Thurman, MBB</b> ; 1964 National Championship Football Team
2012	Dick Bumpas, FB; <b>Jerry Carlton, MBB</b> ; Ben Cowins, FB; Quinn Grove, FB; Cliff Horton, FB; Cliff Lee, BASE
2013	Harry Jones, FB; <b>Lee Mayberry, MBB; U.S. Reed, MBB</b> ; Bob Ford, football; <b>1994 National Championship Basketball Team</b>
2014	Stacy Lewis, WGolf; Frank O'Mara, T&F
2015	David Bazzel, FB; Gary Blair, WBB; Dennis "Dirt" Winston, FB
2016	<b>Pat Bradley, MBB</b> ; Ron Calcagni, FB; Stephen Jones, FB; Bowden Wyatt, FB; Christy Smith, WBB
2017	<b>Almer Lee, MBB</b> ; Greg Koch, FB, Fred Marshall, FB, Niall O'Shaughnessy, XC/T&F
2018	Darren McFadden, FB; Larry Jackson, FB
2019	Kevin Scanlon, FB; Brison Manor, FB; Dean Weber, Training; Jerry Eckwood, FB; Shawn Andrews, FB
2020	Gary Adams, FB; Madre Hill, FB; Houston Nutt, FB
2021	Lucas Anthony, FB; <b>Jim Counce, MBB</b> ; Ike Forte, FB
2022	Lisa Cornwell, WGolf; Lance Harter, XC/T&F; Tim Horton, FB; <b>Joe Johnson, MBB</b> ; Johnny Ray, BASE
2023	Tommy Brasher, FB; Barry Foster, FB; Matt Jones, FB; Brad Taylor, FB; <b>Corey Beck, MBB</b> ; Tyson Gay, T&F
	Jeff King, BASE; Glen Ray Hines Sr., FB; Jimmy Walker, FB

2014	Edel Hackett, Don Christian, Buddy Sutton
2015	<b>Pat Bradley</b> , Freddie Childress, Shemeka Christon, Robert Cox, Graham Hood, Kenoy Kennedy, Stacy Lewis, Pat Morrison, Louis Ramsay
2016	Niall Bruton, Deedee Brown-Campbell, Robin Ford, Lynn Garner, <b>Derek Hood</b> , Steve Korte, Mike Loggins, Ron Meyer, Kendall Trainor
2017	Gregory Lasker, <b>Oliver Miller</b> , Lou Holtz, Kendrick Moore, Roddie Haley, Christie Wurth-Thomas, Tammy Kincaid-Dustin, <b>Tom Pickell</b> , Danny Rhodes
2018	Ken Hamlin, Madre Hill, Troy Eklund, Jack O'Keefe, Melvin Lister, Amy Wright, Chin Bee Khoo, Louis Campbell, Bo Busby
2019	April Steiner Bennett, Ron Faurot, Greg Horne, Ivan Jordan, Bruce Lahay, Ewell Lee, Steve Loy, Dana McQuillin, <b>Rickey Medlock</b> , Sytia Messer, <b>Jonathon Modica</b> , Nick Schmidt, Jerry Spencer, Randy Stephens, Kim Storey Chronister
2020	Mike Bender, Tony Cherico, Bill Dorothy, Greg Kolen-da, Jim Mabry, Ruthie Miller, Krystal Osborne, Maria Pavlidou, Dean Pryor, Tag Ridings, <b>James "Doc" Sexton</b> , Tim Siegel, Gerald Skinner, Shelly Wallace, Kevin Campbell, <b>James Cathcart</b> , Dick Cunningham David Dickey, <b>Joe Johnson</b> , David Lingmerth, Anthony Lucas, Hal McAfee, Aurelija Miseviciute, LaShaunte'a Moore, Tiffany Woolley Moyer, Wallace Spearmon Jr., Martin Smith, Tommy Trantham, Lee Yoder
2021	<b>Corey Beck</b> , Ralph Kruas, Amanda McCurdy, Darren McFaden, Ken Turner
2022	Brian Wellman, <b>Clint McDaniel</b> , George Stewart, Robert Farrell, Tiffany Wooley Moyer, Sandi Morris
2023	Joe Adams, Bill Bakewell, Gary Blair, Ruth Cohoon, Ray Doakes, Katherine Grable, <b>Ron Huery</b> , Andy Skeels, Dale White
	Marc Brumble, Taylor Ellis-Watson, <b>Lenzie Howell</b> , Kimberly Wilson Jenkins, Oskar Johansson, Felix Jones, Honey Marsh), Houston Nutt, David Swain