

2023-24 SCHEDULE / RESULTS

DATE	DAY	ARK RANK	OPP RANK	OPP COACH	OPPONENT	TV	RESULT	ALL-TIME (CT)
Nov. 6	Mon	14/14	--	--	ALCORN STATE	SEC+	W	93 59
Fayetteville, Ark. // Bud Walton Arena - Nolan Richardson Court								
Video • Live Stats • Final Book								
Nov. 10	Fri	14/14	--	--	GARDNER-WEBB	SEC+	W	86 68
Fayetteville, Ark. // Bud Walton Arena - Nolan Richardson Court								
Video • Live Stats • Final Book								
Nov. 13	Mon	14/14	--	--	OLD DOMINION	SEC+	W	86 77
Fayetteville, Ark. // Bud Walton Arena - Nolan Richardson Court								
Video • Live Stats • Final Book								
Nov. 17	Fri	14/14	--	--	UNC GREENSBORO	SEC+	L	72 78
Fayetteville, Ark. // Bud Walton Arena - Nolan Richardson Court								
Video • Live Stats • Final Book								
BAD BOY MOWERS BATTLE 4 ATLANTIS								
Nov. 22	Wed	20/RV	--	--	vs Stanford	ESPN	W	201 77 74
Paradise Island, Bahamas // Imperial Arena								
Video • Live Stats • Final Book								
Nov. 23	Thurs	20/RV	RV/RV	--	vs Memphis	ESPN	L	79 84
Paradise Island, Bahamas // Imperial Arena								
Video • Live Stats • Final Book								
Nov. 24	Fri	20/RV	14/14	--	vs North Carolina	ESPN2	L	72 87
Paradise Island, Bahamas // Imperial Arena								
Video • Live Stats • Final Book								
Nov. 29	Wed	RV/RV	7/7	--	DUKE	ESPN	W	80 75
Fayetteville, Ark. // Bud Walton Arena - Nolan Richardson Court								
Video • Live Stats • Final Book								
Dec. 4	Mon	RV/--	--	--	FURMAN	SEC+	W	97 83
Fayetteville, Ark. // Bud Walton Arena - Nolan Richardson Court								
Video • Live Stats • Final Book								
Dec. 9	Sat	RV/--	19/22	--	vs Oklahoma	ESPN2	L	70 79
Tulsa, Okla. // BOK Center								
CRIMSON & CARDINAL CLASSIC								
Video • Live Stats • Final Book								
Dec. 16	Sat	--/--	--/--	--	vs LIPSCOMB	SEC+	W	69 66
North Little Rock, Ark. // Simmons Bank Arena								
Video • Live Stats • Final Book								
Dec. 21	Thurs	--/--	--/--	--	ABILENE CHRISTIAN	SEC Network	W	83 73
Fayetteville, Ark. // Bud Walton Arena - Nolan Richardson Court								
Video • Live Stats • Final Book								
Dec. 30	Sat	--/--	--/--	--	UNC WILMINGTON	SEC Network	W	106 90
Fayetteville, Ark. // Bud Walton Arena - Nolan Richardson Court								
Video • Live Stats • Final Book								
Jan. 6	Sat	--/--	25/24	--	AUBURN *	ESPN2	L	51 83
Fayetteville, Ark. // Bud Walton Arena - Nolan Richardson Court								
Video • Live Stats • Final Book								
Jan. 10	Wed	--/--	--/--	--	at Georgia *	ESPN	L	66 76
Athens, Ga. // Stegeman Coliseum								
Video • Live Stats • Final Book								
Jan. 13	Sat	--/--	--/--	--	at Florida *	ESPN	L	68 90
Gainesville, Fla. // Exactech Arena at Stephen C. O'Connell Center - Billy Donovan Court								
Video • Live Stats • Final Book								
Jan. 16	Tues	--/--	--/--	--	TEXAS A&M *	SEC Network	W	78 77
Fayetteville, Ark. // Bud Walton Arena - Nolan Richardson Court								
Video • Live Stats • Final Book								
Jan. 20	Sat	--/--	--/--	--	SOUTH CAROLINA *	SEC Network	L	64 77
Fayetteville, Ark. // Bud Walton Arena - Nolan Richardson Court								
Video • Live Stats • Final Book								
Jan. 24	Wed	--/--	--/--	--	at Ole Miss *	ESPN	L	51 77
Oxford, Miss. // Sandy and John Black Pavilion at Ole Miss								
Video • Live Stats • Final Book								
Jan. 27	Sat	--/--	--/--	--	6/6 KENTUCKY *	ESPN	L	57 63
Fayetteville, Ark. // Bud Walton Arena - Nolan Richardson Court								
Video • Live Stats • Final Book								
Jan. 31	Wed	--/--	--/--	--	at Missouri *	SEC Network	W	91 84
Columbia, Mo. // Mizzou Arena - Norm Stewart Court								
Video • Live Stats • Final Book								
Feb. 3	Sat	--/--	--/--	--	at LSU *	ESPN2	L	74 95
Baton Rouge, La. // Pete Maravich Assembly Center - Dale Brown/Sue Gunter Court								
Video • Live Stats • Final Book								
Feb. 10	Sat	--/--	--/--	--	GEORGIA *	SEC Network	W	78 75
Fayetteville, Ark. // Bud Walton Arena - Nolan Richardson Court								
Video • Live Stats • Final Book								
Feb. 14	Wed	--/--	--/--	--	8/9 TENNESSEE *	ESPN2	L	63 92
Fayetteville, Ark. // Bud Walton Arena - Nolan Richardson Court								
Video • Live Stats • Final Book								
Feb. 17	Sat	--/--	--/--	--	at Mississippi State *	ESPN	L	67 71
Starkville, Miss. // Humphrey Coliseum - Adkerson Court								
Video • Live Stats • Final Book								
Feb. 20	Tues	--/--	--/--	--	at Texas A&M *	ESPN	W	78 71
Bryan-College Station, Texas // Reed Arena - Gary Blair Court								
Video • Live Stats • Final Book								
Feb. 24	Sat	--/--	--/--	--	MISSOURI *	ESPN2	W	88 73
Fayetteville, Ark. // Bud Walton Arena - Nolan Richardson Court								
Video • Live Stats • Final Book								
Feb. 27	Tues	--/--	--/--	--	VANDERBILT *	SEC Network	L	82 85
Fayetteville, Ark. // Bud Walton Arena - Nolan Richardson Court								
Video • Live Stats • Final Book								
Mar. 2	Sat	--/--	--/--	--	16/15 at Kentucky *	CBS	L	102 111
Lexington, Ky. // Rupp Arena at Central Bank Center - Cawood's Court								
Video • Live Stats • Final Book								
Mar. 6	Wed	--/--	--/--	--	LSU *	SEC Network	W	94 83
Fayetteville, Ark. // Bud Walton Arena - Nolan Richardson Court								
Video • Live Stats • Final Book								
Mar. 9	Sat	--/--	--/--	--	16/17 at Alabama *	ESPN	or L	88 92
Tuscaloosa, Ala. // Coleman Coliseum								
Video • Live Stats • Final Book								

SEC TOURNAMENT

Mar. 13	Wed	--/--	--/--	--	vs #13 seed Vanderbilt	SEC Network	W	201 90 85
Nashville, Tenn. // Bridgestone Arena								
Video • Live Stats • Final Book								
Mar. 14	Thurs	--/--	--/--	--	vs #5 seed South Carolina	SEC Network	L	66 80
Nashville, Tenn. // Bridgestone Arena								
Video • Live Stats • Final Book								



November 28-29, 2024
LionTree Arena • San Diego, Calif.

ARKANSAS RAZORBACKS

2023-24 SEASON IN REVIEW

16-17 Overall • 6-12 SEC (T-11th)

Hall of Fame Coach Calipari Named Razorback Head Coach

- On April 10, 2024, Hall of Fame coach John Calipari was named the 14th head men's basketball in Arkansas history.
- Calipari has signed a five-year contract to lead the Razorbacks.
- Calipari is one of the most successful and decorated coaches in college basketball history having been inducted into the Naismith Memorial Basketball Hall of Fame in 2015. His teams have tallied:

- ^ 1 NCAA National Championship
- ^ 1 NIT Championship
- ^ 3 NCAA National Title Games
- ^ 6 Final Fours
- ^ 12 NCAA Elite 8s
- ^ 15 NCAA Sweet 16s
- ^ 15 Conference Tournaments Titles Won
- ^ 18 Regular Season Conference Titles Won or Shared
- ^ 23 NCAA Tournament Berths
- ^ 29 Combined NCAA and NIT Berths
- ^ 72.2 winning percentage (57-22) in NCAA Tourney
- ^ 78.4 winning percentage (58-16) in Conference Tournaments

- Calipari has coached 58 players to be selected in the NBA Draft - 41 first-round picks including 27 among the top 15 and four as the overall first pick - during his 32-year coaching career and had 28 players on NBA rosters this past season. His players have earned:

- ^ 4 National Players of the Year (3 UK, 1 UMass)
- ^ 2 National Freshmen of the Year (1 UK, 1 MEM)
- ^ 12 Conference Players of the Year (9 UK, 3 MEM, 3 UMass)
- ^ 20 Conference Freshman/Newcomers of the Year (12 UK, 6 MEM, 2 UMass)
- ^ 25 All-American Honors (14 UK, 8 MEM, 3 UMass)
- ^ 80 All-Conference Selections (36 UK, 22 MEM, 22 UMass)

- He is the winningest active coach in men's college basketball with a record of 855-262 (.765), including a 410-122 mark in 15 seasons at Kentucky (2009-24), 214-69 in 9 seasons at Memphis (2000-09) and 189-71 in 8 seasons at UMass (1988-96). In fact, Calipari became the fourth-fastest coach to 800 on-court wins ever at 1,037 games. Only Adolph Rupp (972 games), Roy Williams (1,012 games) and Dean Smith (1,029 games) did it faster.
- Calipari also coached in the NBA for the New Jersey Nets for three seasons (1996-99) and internationally for the Dominican Republic national team (2011 and '12) and the United States U-19 basketball team (2017).
- Calipari has been named National Coach of the Year in five different seasons including both the Naismith (1996, 2008, 2015) and NABC (1996, 2009, 2015) three times - once at each collegiate stop - Rupp Cup twice (2010 and '15) and AP (2105) and Jim Phelan (2009) awards once. He has added SEC Coach of the Year honors four times (2010, 2012, 2015, 2020), C-USA Coach of the Year three times (2006, 2008, 2009) and Atlantic 10 Coach of the Year three times (1993, 1994, 1996).

Musselman Leaves For USC

- On April 4, 2024, Eric Musselman was named head coach at Southern Cal. In five seasons at Arkansas, Musselman was:
- ^ 111-59 overall • 47-42 in the SEC
- ^ Led Arkansas to three Sweet 16s (2021, 2022 and 2023)
- ^ Led Arkansas to two Elite 8s (2021 and 2022)

Hogs 6th in the NCAA in Blocked Shots; Set Record

- Arkansas was 6th in the NCAA (3rd SEC) in blocked shots (6.1 avg.).
- Arkansas ranked second in the NCAA - and atop the SEC - in blocked shots a good portion of the season. However, the Razorbacks slipped to 3rd nationally after getting just two blocked shots versus Mizzou, fell to 5th after getting a season-low one blocked shot versus Vanderbilt and dropped again to 7th in the NCAA after one blocked shot at Kentucky.
- Arkansas rallied and closed the season with 10 blocked shots versus LSU, nine at Bama, seven vs Vandy and five versus South Carolina.
- Arkansas blocked at least eight shots nine times in SEC games including: 10 vs LSU // 9 at BAMA // 9 vs UK // 9 vs A&M // 8 at A&M // 8 at Ole Miss // 8 at FLA.
- ^ In fact, Arkansas set a school record with 103 blocked shots in SEC games.
- Arkansas had at least one player with 3 blocked shots in 18 of the 33 games and 11 of the 18 SEC games.
- Interestingly, ARKANSAS HAD NO PLAYERS IN THE NCAA TOP 100 NOR IN THE SEC TOP 6 IN BLOCKS.
- ^ Makhli Mitchell (4 vs UK, at A&M & at Bama • 3 at UGA, at FLA, vs UGA, vs

RECORD BOOK UPDATES:

KHALIF BATTLE			
FT PCT - GAME			
T1. 1.000 (14-14) vs Missouri	02/24/24		
T1. 1.000 (11-11) vs Alabama	03/09/24		
T3. .944 (17-18) at Kentucky	03/02/24		
FT PCT - SEC GAME			
T1. 1.000 (14-14) vs Missouri	02/24/24		
T1. 1.000 (11-11) vs Alabama	03/09/24		
FT PCT - SEC SEASON			
6. .889 (96-108)	2024		
FT MADE - GAME			
T5. 17	at Kentucky	03/02/24	
FT MADE - SEC GAME			
T2. 17	at Kentucky	03/02/24	
T7. 14	vs Vanderbilt	02/27/24	
T7. 14	vs Missouri	02/24/24	
FT MADE - SEASON			
7. 186	2023-24		
FT MADE - SEC SEASON			
3. 96	2024		
FT ATT - GAME			
T10. 18	at Kentucky	03/02/24	
FT ATT - SEC GAME			
T5. 18	at Kentucky	03/02/24	
T8. 17	vs Vanderbilt	02/27/24	

TRAMON MARK	
--------------------	--

THE RAZORBACKS

No.	Name	Pos.	Yr.	Ht.	Wt.	Hometown	High School / Previous School	Span	Reach	Vertical	
0	Khalif Battle	KAY-lif	G	Grad. Sr. (2)	6-5	185	Hillside, N.J.	Trenton Catholic / Temple	6' 4.5"	8' 0"	39.0"
1	Keyon Menifield Jr.	Men-EE-field	G	So. (3)	6-1	150	Flint, Mich.	PHHoenix Prep (Ariz.) / Washington	6' 5.5"	8' 0.5"	41.5"
2	Trevon Brazile	Trev-In "Brazil"	F	R-So. (3)	6-10	220	Springfield, Mo.	Kickapoo HS / Missouri	7' 2.5"	9' 0"	42.5"
3	El Ellis		G	Grad. Sr. (1)	6-3	180	Durham, N.C.	Quality Education Academy / Louisville	6' 4"	8' 0.5"	37.5"
4	Davonte "Devo" Davis		G	Sr. (2)	6-4	185	Jacksonville, Ark.	Jacksonville HS	6' 7"	8' 2"	36.5"
5	Joseph Pinion	PIN-yun	G	So. (3)	6-5	190	Morrilton, Ark.	Morrilton HS	6' 6.5"	8' 3.5"	39.0"
6	Layden Blocker		G	Fr. (4)	6-2	175	Little Rock, Ark.	Sunrise (Kan.) Christian Academy	6' 5.5"	8' 1"	45.0"
7	Denijay Harris	Duh-nah-SHAY	F	Grad. Sr. (1)	6-7	200	Columbus, Miss.	Columbus HS / Southern Miss	6' 11.5"	8' 7.5"	40.5"
8	Chandler Lawson		F	Grad. Sr. (1)	6-8	210	Memphis, Tenn.	Wooddale HS / Memphis	7' 7"	9' 4"	28.5"
10	Baye Fall	"BAY"	F	Fr. (4)	6-11	200	Dakar, Senegal	Accelerated Schools (Denver)	7' 5"	9' 4"	34.5"
11	Jalen Graham		F	5th-Yr Sr. (1)	6-10	220	Phoenix, Ariz.	Mountain Pointe HS / Arizona State	7' 2.5"	9' 0"	36.5"
12	Tramon Mark	Truh-Mon	G	Jr. (3)	6-6	185	Dickinson, Texas	Dickinson HS / Houston	6' 8"	8' 6"	36.0"
15	Makhi Mitchell	Ma-KI	F/C	Sr. (2)	6-10	240	Washington, D.C.	Woodrow Wilson HS / Rhode Island	7' 4"	9' 0"	38.5"
21	Cade Arbogast		G	Grad. Sr. (2)	6-3	175	Concord, Calif.	De La Salle HS / Lane (Ore.) CC	6' 2.5"	8' 0"	29.0"
24	Jeremiah Davenport		G	Grad. Sr. (1)	6-6	215	Cincinnati, Ohio	Hargrave (Va.) Military Acad. / Cincinnati	6' 9.5"	8' 8"	36.0"
45	Lawson Blake		F	Jr. (2)	6-10	240	Fayetteville, Ark.	Fayetteville HS / Link Year (Mo.) Prep	6' 6.5"	8' 8.5"	31.0"

() - Number in parenthesis indicates total years of eligibility remaining including this season

Head Coach: Eric Musselman (San Diego, 1987)

Assistant Coach: Anthony Ruta (Arizona State, 2012) • **pronounced R00-tah**

Assistant Coach: Keith Smart (Indiana, 1995)

Assistant Coach: Michael Musselman (San Diego, 2018)

Assistant Coach: Todd Lee (South Dakota, 1986)

Assistant Coach: Ronnie Brewer Jr. (Arkansas, 2015)

Director of Internal Operations: Riley Hall (Arkansas, 2016)

Graduate Assistants: Alec Kagan • Jackson Lee • Matthew Musselman • Tony Hall • Austin Howard • Reid Roberts • Jonathan Steelman • Joey White

Assistant Director for Basketball Operations: Caleb Cline (South Dakota, 2020)

Assistant Dir. of Recruiting & Scouting: Blake Wetherington (Murray State, 2017)

Senior Advisor to the Head Coach: Matt White (Boston Univ., 1993)

Special Assistant to the Head Coach: Tommy Abdenour (Utah, 2012)

Coordinator of Creative Content: Ryan Witthoff (Florida State, 2022)

Head Athletic Trainer: Matt Townsend (Idaho, 2017)

Head Strength Coach: Dave Richardson (Louisiana-Monroe, 1989)



#0 Khalif BATTLE
ARK: Food, Nutrition & Health • Temple
'23: Adult & Organizational Devel.



#1 Keyon MENIFIELD Jr.
Communications



#2 Trevon BRAZILE
Communications



#3 El ELLIS
ARK: Arts & Sciences
Louisville '23: Sport Management



#4 Davonte "Devo" DAVIS
Recreation & Sport Management



#5 Joseph PINION
Arts & Sciences



#6 Layden BLOCKER
Arts & Sciences



#7 Denijay HARRIS
ARK: Arts & Sciences
Southern Miss '23: Liberal Studies



#8 Chandler LAWSON
ARK: Educational Studies • Memphis
'23: Interdisciplinary Studies



#10 Baye FALL
Arts & Sciences



#11 Jalen GRAHAM
Sociology



#12 Tramon MARK
Sociology




#15 Makhi MITCHELL
Sociology



#21 Cade ARBOGAST
2nd Degree: Arts & Sciences
ARK '23: Communications



#24 Jeremiah DAVENPORT
ARK: Arts & Sciences • Cincy '23:
Interdisciplinary Studies



#45 Lawson BLAKE
Exercise Sciences



Eric MUSSELMAN
Head Coach



Anthony RUTA
Assistant Coach



Keith SMART
Assistant Coach



Michael MUSSELMAN
Assistant Coach



Todd LEE
Assistant Coach



Ronnie BREWER Jr.
Assistant Coach



Riley HALL
Dir. of Internal Ops



Caleb CLINE
Asst Dir. of Ops



Blake WETHERINGTON
Asst Dir. Scouting/Recruiting



Matt WHITE
Senior Advisor to Head Coach



Tommy ABDENOUR
Special Asst. to the Head Coach



Ryan WITTHOFF
Coord. of Creative Content

- LSU & 3 vs Vandy) was 6th in the SEC with 1.39 blocks/gm and 7th with 46 total blocked shots.
- ^ Trevon Brazile ranked 9th in the SEC in blocks/game (1.23) and ranked 13th in the SEC with 32 blocked shots (and missed 8 gms).
 - ^ Chandler Lawson ranked 15th in the SEC in total blocked shots (29) and 18th in blocks per game (0.88).
 - ^ Tramon Mark, who had 19 blocks in 17 SEC games played, ranked 12th in league games (1.12 avg.).
 - **Arkansas had four games with double-digit rejections.**
 - ^ The Hogs had **15 blocked shots in the Gardner-Webb game**
 - 5 blocked shots by Trevon Brazile and 4 by Makhi Mitchell.
 - **The 15 blocks were the most by a Muss-coached college team, T-3rd in Razorback history for a single game and the most by the Razorbacks in 32 years.**
 - ^ Arkansas recorded **10 blocked shots in the win over Duke** (6 by Chandler Lawson).
 - ^ Arkansas recorded **10 blocked shots in the win over Furman** (3 each by Chandler Lawson and Layden Blocker).
 - ^ Arkansas recorded **10 blocked shots in the win over LSU** (3 each by Makhi Mitchell and Tramon Mark).

Hogs Top 5 in the NCAA in Free Throws Made & Attempts

- Arkansas attempted at least 30 free throws 13 times this season and made at least 20 free throws 10 times this season.
 - ^ **Arkansas was 2nd in the NCAA (1ST SEC) in FT made (19.7 avg.).**
 - ^ **Arkansas was 3rd in the NCAA (1ST SEC) in FT attempts (26.0 avg.).**
- In wins at Texas A&M and versus Missouri, Arkansas went 28-of-34 at the free throw line in each game. The Razorbacks then went 26-of-31 at the line versus Vanderbilt, 27-of-28 at Kentucky, 27-of-33 versus LSU and 24-of-27 at Alabama.
 - ^ **Tramon Mark (vs Texas A&M) and Khalif Battle (at Kentucky) made 17 free throws - the most by an SEC player this season.**
 - ^ **Tramon Mark (vs Texas A&M) attempted 22 free throws - the most by an SEC player this season**
 - ^ **Khalif Battle (at Kentucky) attempted 18 free throws - tied for 2nd-most by an SEC player this season.**
- **Arkansas attempted at least 40 free throws twice: 33-of-43 vs UNCW AND 31-of-40 vs A&M**
- **Arkansas was 27-of-28 at the line at Kentucky and the 96.4% ranks 5th-best all-time and 2nd-best in SEC games**
 - ^ In three SEC games this year, a Razorback has attempted at least 10 free throws and did not miss
 - Mark 10-of-10 at UGA • Battle 14-of-14 vs Mizzou • Battle 11-of-11 at Bama
- **4 of the top-8, most makes by the Razorbacks in the Muss era have come this year:**
 1. 36 vs LSU 03/04/20
 2. 33 vs UNCW 12/30/23
 3. 31 vs Texas A&M 01/16/24
 4. vs Elon 12/21/21
 5. 28 (2x THIS SEASON) at A&M 02/20/24 and vs Missouri 02/24/24
- **However, there was one game** – a win – Arkansas did not have success getting to the line. The Razorbacks were just 4-of-8 at the free throw line versus Lipscomb.
 - ^ The 4 free throws made vs Lipscomb ties for the fewest by the Razorbacks in the Musselman era, making just 4-of-7 in a 99-73 win at Georgia (02/02/22) and making just 4-of-7 in an 81-77 loss at Oklahoma State (01/30/21).
- Muss' college teams have ranked among the NCAA top 20 in FTA in each of his first eight years.
 - ^ **Arkansas led the NCAA in FTA in 2021-22 and Nevada led the NCAA in free throws made (730) in 2015-16.**
- Below are Musselman's teams' ranking in the **NCAA (first)** and in their respective **leagues (second)** in the categories:

	'15-16	'16-17	'17-18	'18-19	'19-20	'20-21	'21-22	'22-23	'23-24
FT Att	2 / 1	13 / 1	16 / 2	16 / 1	8 / 2	5 / 1	1 / 1	17 / 3	3 / 1
FT Made	1 / 1	24 / 2	9 / 2	17 / 1	3 / 1	2 / 1	1 / 1	30 / 4	2 / 1

INDIVIDUALLY

- 2016-17 Jordan Caroline (Nevada): 10th in NCAA in FT Att (251)
- 2017-18 Jordan Caroline (Nevada): 8th in NCAA in FT Att (251)
- 2019-20 **Mason Jones led the NCAA in free throws made (233) and attempted (282)**
- 2020-21 **Moses Moody ranked 2nd in the NCAA in free throws made (151) and attempted (186)**
- 2021-22 Four Razorbacks ranked among the SEC top 15 in free throws made
- 2022-23 Ricky Council IV ranked 11th in the NCAA in FT made and 18th in FT att
- 2023-24 Khalif Battle ranked second in the SEC and 17th in the NCAA in free throws made at 186

Charity Notes

- In the last eight games of the season (since Feb. 29), thanks largely to Khalif Battle, not many (if any) teams nor players were hotter from the free throw line than Arkansas and Khalif Battle.
 - **Team Last 8: 192-of-223 (86.1%) Battle Last 8: 96-of-103 (93.2%)**
 - **Mark Last 8: 33-of-39 (84.6%) Mitchell Last 8: 32-of-40 (80.0%)**
- Alabama's Mark Sears and Arkansas' Khalif Battle were 1-2 in the SEC in free throws made and attempted, Battle trailed Sears by 12 makes and 18 attempts but played nearly 450 less minutes.
 - Mark Sears **1st in the SEC in FT (198) and FTA (231) in 1244 minutes**
 - Khalif Battle **2nd in the SEC in FT (186) and FTA (213) in just 793 minutes**
- **Team 355 FT makes in SEC games SCHOOL RECORD**
- **Team 77.2% FT% in SEC games SCHOOL RECORD**
- Team 460 FT attempts in SEC games **2nd** on UA's single-season list
- Team 649 FT makes overall **3rd** on UA's single-season list
- Team 75.6 FT% overall **4th** on UA's single-season list
- Battle 186 FT makes overall **7th** on UA's single-season
- Team 859 FT attempts overall **7th** on US's single-season list

Defending the 3 Better to Close the Season

- **Entering the Georgia game**, Arkansas was **302nd** in the nation in 3-point defense (35.7%). Also, Arkansas opponents shot over 50% in back-to-back games and shot at least 45% in four of the previous five.
- Starting with Georgia and over the **last 11 games**, the Razorbacks held their opponents to a **combined 60-of-203 (29.6%)**.
 - NOTE: In Muss' first year at Arkansas (2019-20), the Hogs led the NCAA in 3PT% defense at 27.2%.**
- With that, **Arkansas jumped 106 spots in the NCAA rankings to 196h in 3-point percentage defense (34.1%).**

Battle Ends Season on 9-Game Scoring Spree

- Over the last nine games, Khalif Battle scored in double digits nine times, including seven-straight at 20-plus points:
 - ^ **26.7 ppg 5.6 rpg 13 steals 5 BLKS 57.7 FG% (62-130) 30.8 3PT% (16-52) 91.7 FT% (100-109)**
 - ^ Is just the second Razorback with Mason Jones (2020) to score at least 30 points in three straight games, getting 42 vs



Suits & Sneakers Gala NWA 2023

- **Under the direction of Danyelle Musselman and a goal of \$600,00, the MEN'S BASKETBALL PROGRAM HELPED RAISE \$842,000 for the AMERICAN CANCER SOCIETY (10/13/23).**
- It was the 3rd-straight year the Musselmans chaired the event.

HOGS HELP UNITED WAY

- Arkansas hosted Purdue for a charity exhibition game on Oct. 28. The game was a sell out despite not part of the 2023-24 Arkansas season ticket package. Arkansas won the game, 81-77, in overtime.
- On Dec. 4, during the Furman game, the athletics department presented a check for **\$254,694 to Arkansas 211, part of the United Way.**

RAZORBACK REJECTIONS

Opponent	Blocked Shots	Leader(s)	#
Alcorn	4	Fall	2
Gardner-Webb	15	Brazile	5
		Mitchell	4
		Fall	2
Old Dominion	6	Brazile	4
UNC Greensboro	6	Brazile	2
		Davenport	2
vs Stanford	5	Lawson	5
vs Memphis	2	Mitchell	2
vs North Carolina	6	Brazile	2
Duke	10	Lawson	6
Furman	10	Lawson	3
		Blocker	3
		Brazile	2
vs Oklahoma	6	Mitchell	3
		Graham	2
vs Lipscomb	5	Graham	2
Abilene Christian	6	Lawson	2
		Graham	2
UNC Wilmington	5	Mitchell	2
Auburn	4	Brazile	3
at Georgia	7	Mitchell	3
		Mark	3
at Florida	8	Mitchell	3
		Graham	2
Texas A&M	9	Mark	3
		Menifield	2
South Carolina	3	Three with	1
at Ole Miss	8	Pinion	3
Kentucky	9	Mitchell	4
		Lawson	2
at Missouri	6	Graham	3
		Mark	2
at LSU	3	Graham	2
Georgia	6	Mitchell	3
		Mark	2
Tennessee	3	Three with	1
at Miss State	6	Mitchell	2
		Mark	2
at Texas A&M	8	Mitchell	4
		Lawson	2
Missouri	2	Two with	1
Vanderbilt	1	Brazile	1
at Kentucky	1	Brazile	1
LSU	10	Mitchell	3
		Battle	3
		Mark	2
at Alabama	9	Mitchell	4
		Brazile	2
		Lawson	2
vs Vanderbilt	7	Brazile	4
		Mitchell	3
vs South Carolina	5	Graham	2

PLAYER MISCELLANEOUS STATS

* - Indicates played in some games but redshirted that season

LED HIS TEAM IN SCORING (INCLUDES TIES)

Player	19-20	20-21	21-22	22-23	23-24	Career
Battle	0	5	6 *	15	14	40
Blocker	-	-	-	-	1	1
Brazile	-	-	0	2 *	0	2
Davenport	0	7	12	5	0	24
Davis	-	3	1	8	0	12
Ellis	JC	JC	5	21	2	28
Graham	0	0	3	4	0	7
Harris	RS	0	0	2	0	2
Mark	-	0	2 *	4	12	18
Menifield	-	-	-	4	3	7
Mitchell	0	0	4	0	2	6

LED HIS TEAM IN REBOUNDING (INCLUDES TIES)

Player	19-20	20-21	21-22	22-23	23-24	Career
Battle	0	4	1 *	5	4	14
Brazile	-	-	7	5 *	12	24
Davenport	0	3	10	11	0	24
Davis	-	2	0	5	3	10
Ellis	JC	JC	0	0	2	2
Graham	0	6	8	2	2	18
Harris	RS	3	0	10	0	13
Lawson	4	0	0	5	1	10
Mark	-	1	0 *	1	7	9
Mitchell	0	2	15	12	8	37

LED HIS TEAM IN ASSISTS (INCLUDES TIES)

Player	19-20	20-21	21-22	22-23	23-24	Career
Battle	1	3	0	4	2	10
Blocker	-	-	-	-	3	3
Brazile	-	-	0	0	0	0
Davenport	0	2	2	5	1	10
Davis	-	6	10	8	11	35
Ellis	JC	JC	3	30	8	41
Graham	0	0	3	1	3	7
Harris	RS	0	1	0	0	1
Lawson	2	0	0	1	2	5
Mark	-	1	1 *	2	7	11
Menifield	-	-	-	17	2	19
Mitchell	0	0	5	3	4	12

DOUBLE-FIGURE SCORING GAMES

Player	19-20	20-21	21-22	22-23	23-24	Career
Battle	2	8	6 *	23	18	57
Blocker	-	-	-	-	2	2
Brazile	-	-	4	6 *	9	19
Davenport	0	12	23	13	4	52
Davis	-	14	13	19	5	51
Ellis	-	-	13	28	8	49
Graham	1	9	15	6	6	37
Harris	RS	1	3	14	0	17
Lawson	1	1	0	3	1	6
Mark	-	10	2 *	20	23	55
Menifield	-	-	-	15	5	20
Mitchell	1	1	19	10	12	44
Pinion	-	-	-	3	2	5

DOUBLE FIGURE REBOUNDING GAMES

Player	19-20	20-21	21-22	22-23	23-24	Career
Battle	0	3	0 *	0	0	3
Brazile	-	-	1	2 *	4	7
Davenport	0	1	3	0	0	4
Davis	-	0	0	3	1	4
Graham	0	3	1	0	0	4
Harris	RS	3	0	3	0	6
Lawson	1	0	0	1	2	4
Mark	-	0	0 *	0	1	1
Mitchell	0	1	10	3	4	18

DOUBLE FIGURE ASSISTS GAMES

Player	19-20	20-21	21-22	22-23	23-24	Career
Ellis	JC	JC	0	1	0	1

DOUBLE-DOUBLES

Player	19-20	20-21	21-22	22-23	23-24	Career
Battle	0	3	0 *	0	0	3
Brazile	-	-	0	2 *	4	6
Davenport	0	1	3	0	0	4
Davis	-	0	0	2	0	2
Ellis	JC	JC	0	1	0	1
Graham	0	3	1	0	0	4
Harris	RS	0	0	3	0	3
Lawson	1	0	0	0	0	1
Mark	-	0	0 *	0	1	1
Mitchell	0	1	7	2	4	14

TRIPLE-DOUBLES

Player	19-20	20-21	21-22	22-23	23-24	Career
--						

Missouri, 36 versus Vanderbilt and 34 at Kentucky.

^ The first Razorback since Mason Jones (2020) to score 20-plus points in 5-straight (closing the season with a streak of 7).

^ His 112 points over three games is a Razorback record

^ His 141 points over four games is both a Razorback record and the most by any SEC player over the last 20 years.

- Other than Battle's 141 points, the other top four-game performers in SEC history include Kentucky's Jodie Meeks with 134 in 2009; Tennessee's Dalton Knecht with 132 this year and Razorback Mason Jones with 129) in 2020.

^ Was 100-109 (91.7%) from the free throw line over the nine games

- Was perfect at the line twice (14-14 vs MIZ and 11-11 at Bama) ... In UA history in SEC games, 9 times a Razorback has been 100% at the line with at least 10 att ... BATTLE IS THE ONLY ONE TO DO IT TWICE

• VERSUS MISSOURI:

^ 42 points are the most by an SEC player this season and seventh-most by a Razorback all time. He was just the third Razorback to score at least 40 points in an SEC game

^ Second on the team with seven rebounds.

^ 14-of-14 at the free throw

• VERSUS VANDERBILT:

^ Led the team in points (36), rebounds (6), assists (3) and steals (3).

^ The 36 points ties for 8th-best by a Razorback in an SEC game.

^ For the second-straight game hit 14 free throws (on then career-high 17 attempts)

^ Played all 20 minutes of the second half, scoring 21 points (6-10 FG, 4-7 3PT, 5-5 FT) with all three of his assists ... After Arkansas went down 16 with 5:54 left, Battle scored 11 in a 27-13 run to trim the deficit to one.

• AT KENTUCKY:

^ Led the team in points (34) and rebounds (8).

^ Was 17-of-18 at the free throw line, both career highs

^ His 17 makes tie for 5th in UA history and ties for 2nd by a Razorback in an SEC game

^ His 18 attempts tie for 10th in UA history and ties for 5th by a Razorback in an SEC game

^ His 94.4% for the game at the line (17-of-18) is the best in UA history with just one miss

• VERSUS LSU:

^ Led the team in points (29) and tied for the team lead with a career-high three blocked shots.

^ Was 13-of-14 at the free throw line ... From the UK game to LSU game, made 25 consecutive free throws.

• AT ALABAMA:

^ Led the team in points (22) and rebounds (7).

^ Was 11-of-11 at the free throw line

• VERSUS VANDY (SEC):

^ Led the team in points (24) and tied for the team lead in assists (3) and steals (2).

^ Was 13-of-14 at the free throw line.

^ 21 of his 24 points came after halftime ... Scored 14 points in the second half and seven of the team's 12 points in overtime, including a layup with 18 seconds left to seal the win.

^ Played a career-high 40:24.

• VERSUS SOUTH CAROLINA (SEC):

^ Led the team in points (20) and rebounds (7).

^ Played all 40 minutes.

Battle Named SEC POW; Then Has a Better Week; Then Was Pretty Good Again in Final Week

• **KHALIF BATTLE WAS NAMED THE SEC PLAYER OF THE WEEK FEB. 26**, helping the Razorbacks go 2-0 thanks to his 42-point performance versus Missouri and scoring 15 at Texas A&M. **For the week, he averaged 28.5 points, 5.0 rebounds and was 23-of-24 from the free throw line.**

• Then the next week, Battle played even better, but was not honored by the SEC as the Hogs dropped games to Vanderbilt and Kentucky. **Despite the losses, Battle averaged 35.0 pts and 7.0 rebs while going 31-of-35 from the free throw line.**

• In the final week, Battle **averaged 25.5 ppg and 5.5 rebounds while going 24-of-25 at the line** ... He had a career-high three blocked shots vs LSU and added one at Bama to give him **four blocks for the week** ... **Entering the week, he had a grand total of three blocks for the year and 8 for his four-year career.**

Bench Warmers

• Coach Musselman has always like to have scoring punch off the bench. Most notably, in year two at Arkansas, JD Notae was second on the team in scoring and he was named National and SEC Sixth Man of the Year. Earlier this year, Khalif Battle was that person but recently, Makhi Mitchell has taken up the banner. Between the two, Mitchell (10x) and Battle (9x) have been the first Razorback subs in a game this season (including ties).

^ When Mitchell is the first sub: Arkansas was 8-5 Arkansas was 1-4 with Mitchell starting

^ When Battle is the first sub: Arkansas was 6-3 Arkansas was 5-8 with Battle starting

• ARKANSAS RANKED 12th IN THE NCAA (3rd in the SEC) IN BENCH SCORING (30.03 ppg)

^ That number was bolstered in the Abilene Christian win as Arkansas scored 62 of its 83 points from the bench.

• Coach Muss teams (Nevada and Arkansas) are 112-23 when out-scoring opponents' bench.

^ Arkansas in the Muss era is 59-22 when out-scoring opponents' bench ... **9 the 22 losses have come this year:**

- vs Memphis (54-18) • vs Oklahoma (51-27) • at Florida (36-29) • South Carolina (22-17) • at Ole Miss (29-15)
vs Tennessee (27-22) • at Miss State (25-11) • at Alabama (28-16) • vs South Carolina (32-12)

• Arkansas scored 40-plus points off the bench seven times this season.

^ 62 of 83 pts vs ACU 25 by Mark/18 by Battle/11 by Menifield

^ 53 of 70 pts vs Oklahoma 13 by Battle/12 by Davenport

^ 51 of 97 pts vs Furman 25 by Battle

^ 49 of 93 pts vs Alcorn State 21 by Battle

^ 46 of 69 pts vs Lipscomb 17 by Mark/12 By Mitchell/11 by Graham

^ 42 of 78 pts vs Georgia 15 by Menifield/14 by Mitchell/11 by Graham

^ 40 of 86 pts vs Gardner-Webb 21 by Battle

• The 62 points off the bench vs Abilene Christian ties for the most by the Razorbacks in the Musselman era.

^ Arkansas also score 62 bench points in a 142-62 win over Mississippi Valley State in the 2020-21 opener.

• In the Musselman era, 6 of the top 7 bench scoring games have come this year.

^ The other time was when Arkansas scored 48 bench points in a win over Hofstra in 2020-21.

Just a Minute ... or 20 ... or 40

- Tramon Mark ranked 8th in the SEC in minutes at 32.24.
 - ^ Mark played all 40 minutes in the win over Texas A&M
 - ^ Davonte Davis played all 40 minutes versus Tennessee – his 3rd career time to play all 40 minutes in an SEC game
 - ^ Khalif Battle played all 40 minutes versus South Carolina in the SEC Tourney
- In the **double-overtime win over Stanford** three Razorbacks played over 40 minutes including all 10 minutes of both overtimes – Trevon Brazile (45:22), Devo Davis (45:14) and Tramon Mark (41:08).
- In the **overtime loss at Alabama**, El Ellis played over 40 minutes (40:08).
- In the **overtime win over Vanderbilt** two Razorbacks played over 40 minutes including all 5 minutes of overtime – Trevon Brazile (42:17) and Khalif Battle (40:24).
- **GAMES A RAZORBACK PLAYED ALL 20 MINUTES IN A HALF** (indicates which half)
 - ^ Tramon Mark 11 UNCG (2) • Duke (2) • ACU (2) • @UGA (2) • TXAM (1 **AND** 2) • UGA (2) • @TXAM (2) • VANDY (2) • vs Vandy (2) vs S.Car (1)
 - ^ Devo Davis 10 ODU (2) • UNCG (2) • Stanford (2 + all 10 in OT) • Memphis (2) • FUR (2) • ACU (2) • @UGA (2) • UT (1 **AND** 2) MIZ (2)
 - ^ Khalif Battle 7 UK (2) • MIZ (2) • VANDY (2) • @UK (2) • vs Vandy (2) • vs S.Car. (1 **AND** 2)
 - ^ El Ellis 4 UNCG (2) • Duke (2) • vs UGA (2) • at Miss State (2)
 - ^ Keyon Menifield 2 ACU (2) • UNCW (2)
 - ^ Trevon Brazile 1 Memphis (2)

Late Offensive Season Surge ... Last 13 vs the First 20

- Offensively:

Last 13	81.6 ppg	47.5 FG%	32.1 3PT%	81.3 FT%	12.2 assists/gm
1st 20	75.2 ppg	43.8 FG%	31.7 3PT%	71.8 FG%	11.4 assists/gm

On the Mark; Led Team in Scoring 12 Times

- Tramon Mark was on the **Jerry West Shooting Guard of the Year watch list** and lived up to the billing.
 - ^ He led the team in scoring 12 times.
 - ^ He led the team and ranked 10th in the SEC in scoring (16.2 ppg).
 - ^ He shot 48.0% from the field to rank 7th in the league. (**Mark only shot 39% from the field last year at Houston.**)
 - ^ Ranked 9th in the SEC in free throws made (131) and 16th in field goals made (168) - **DESPITE MISSING TWO GAMES.**
- **IMPRESSIVE EARLY-SEASON RUN.....**
 - ^ **Had 21-point effort versus UNC Greensboro despite rolling his ankle early in the game.**
 - ^ **NEXT, missed a then career-high by one point vs Stanford with 25 points, going a career-best 12-of-15 from the line.**
 - Scored 19 of his 25 vs Stanford after halftime (11 in the second half and nine in the two overtimes)
 - ^ **THEN, scored a career-high 34 in the loss to North Carolina**
 - Scored 20 in the first half, making 8-of-8 from the field (2-of-2 3PT).
 - ^ **Made the five-man All-Tournament Team despite Arkansas going 1-2 at the Battle for Atlantis**
- **AFTER THE INJURY VS UNC.....**
 - ^ Missed the Duke game THEN Only scored a total of 15 points in the next two games (7 vs Furman and 8 vs Oklahoma)

Mark Had 13-game Double-Digit Scoring Streak, Scored Double Digits in 19 of Final 22 Games

- Tramon Mark scored in double figures in 13 straight games but had his streak snapped at Mississippi State.
 - ^ Mark battled foul trouble and only played 27:27 at MSU before fouling out with 3:35 left (only played 9:37 in the second half)
 - ^ Was just 2-of-7 from the field and scored six points with two blocked shots.
- During the 13-game Streak, Mark's numbers were:
 - 18.23 ppg • **5 20-plus point games** - including career-high 35 vs TXAM
 - 4.9 rebs (64 tot) • including his 1st career double-double with 11 vs ACU
 - 38.9 3PT% (14-of-36) • 82.7 FT% (67-of-81)
 - 21 assists • 17 blocked shots • 20 steals
- Overall, Mark scored in double figures in 19 of his last 22

Battle Led the Team in Scoring a 14x ... 6x off the Bench and 8x as Starter

- **Khalif Battle has 13 games and he scored double figures in 11 of those starts**
- With his late scoring surge, Battle ranked 16th in the SEC in scoring at 14.8 ppg.
- Overall, he has led the Razorbacks in scoring 14 times.

THE FIRST FOUR TIMES:	THE FIFTH TIME (vs Furman):	THE SIXTH TIME (vs Oklahoma)
^ Scored 21 points each time	^ Scored 25 points	^ Scored 13 points
^ Made five FG each time	^ Made seven FGs	^ Made two FGs
^ Made three 3-pointers each time	^ Made four 3-pointers	^ Made one 3-pointer
^ Made eight FT each time	^ Made seven FT	^ Made eight FT
- **His seventh time to lead the team** was in a loss at Ole Miss when he scored 11 points (2-of-9 FG, 6-of-7 FT) with two assists.
 - ^ He didn't lead the team in scoring vs **Kentucky** - finishing with 11 with leading scorer having 12 - but....
 - ^ He had five rebounds and for the first time this season, played all 20 minutes of a half (2nd half)
- He didn't lead the team in scoring at **Miss State** - finishing with 18 with leading scorer having 21 - but....
 - ^ Scored an then SEC-best 18 points
- **His 8th through the 14th times to lead the team in scoring** came in final seven games of the season In fact, he scored 20-plus in all seven to be the first Razorback since Mason Jones (2020) to score 20-plus in at least five straight games.
 - ^ **VERSUS MIZZOU:** Scored a **career-high 42 points** (2nd-most by a Hog in an SEC game) ... Was 14-of-14 at the free throw line, had career-high 11 FG made, tied career-high with 6 3's made
 - ^ **VERSUS VANDY:** Scored 36 points (T-8th-most by a Hog in an SEC game) ... Once again made 14 free throws
 - ^ **AT KENTUCKY:** Scored 34 points, led the team with a season-high 8 rebounds and had career highs at 17-of-18 free throws
 - ^ **VERSUS LSU:** Scored 29 points, going 13-of-14 at the line, with a career-high three blocked shots.
 - ^ **AT ALABAMA:** Scored 22 points, going 11-of-11 at the line, with a team-best seven rebounds.
 - ^ **VERSUS VANDY:** Scored 24 points, going 13-of-14 at the line, while tying for the team-lead in both assists (3) and steals (2).
 - ^ **AT SOUTH CAROLINA:** Scored 20 points and led the team with seven rebounds while playing all 40 minutes.

TEAM MISCELLANEOUS STATS

RECORD BREAKDOWN

At Bud Walton Arena	2023-24: 10-6	Muss Era: 71-15
On The Road	2023-24: 2-7	Muss Era: 18-31
Neutral Site	2023-24: 3-4	Muss Era: 22-13
White "Razorbacks" Uni	2023-24: 2-0	Muss Era: 21-1 *
White '94 "Razorbacks" Uni	2023-24: 3-1	Muss Era: 26-8 !
White "Hog" Uni	2023-24: 2-1	Muss Era: 18-5
White "Arkansas" Uni	2023-24: 2-1 >	Muss Era: 10-2 >
White "Hog A" Uni	2023-24: 0-3	Muss Era: 3-4
White "Slobbering Hog" Uni	2023-24: 1-1	Muss Era: 1-2
White Rd "Arkansas Razorbacks"	2023-24: 4-0	Muss Era: 4-0
Pink "Arkansas" Uni	2023-24: 0-0	Muss Era: 1-0
Cardinal "Arkansas" Uni	2023-24: 0-2	Muss Era: 10-17
Cardinal "Razorbacks" Uni	2023-24: 0-2	Muss Era: 2-5
Cardinal Camo "Arkansas" Uni	2023-24: 0-0	Muss Era: 4-0 ^^
Cardinal "Hog" Uni	2023-24: 1-1	Muss Era: 6-4 +
Cardinal "Arkansas Razorbacks" Uni	2023-24: 1-1	Muss Era: 2-2
Cardinal "Slobbering Hog" Uni	2023-24: 0-2	Muss Era: 1-3
Cardinal '94 "Razorbacks" Uni	2023-24: 0-2	Muss Era: 1-4 ~
Anthracite Uni	2023-24: 0-0	Muss Era: 1-2
* L at Vandy '23 • ! L at Baylor '23 • ~ home W vs Fla '23 • > L at Bama '24 ^ home W vs Fordham & Ole Miss '22-23 • + home W vs Tenn '22		

GENERAL

When ARK wins tip	2023-24: 12-12	Muss Era: 74-31
When OPP wins tip	2023-24: 4-5	Muss Era: 37-28
When ARK scores first	2023-24: 9-9	Muss Era: 64-25
When OPP scores first	2023-24: 7-8	Muss Era: 47-34

LEADS AND DEFICITS

Leading at the half	2023-24: 14-3	Muss Era: 86-12
• 2023-24: home: 10-1 road: 2-1 neutral 2-1		
Trailing at the half	2023-24: 2-14	Muss Era: 22-43
• 2023-24: home: 1-4 road: 0-7 neutral 1-3		
Tied at the half	2023-24: 0-0	Muss Era: 2-1
• 2023-24: home: 0-0 road: 0-0 neutral 0-0		
'23-24 W/ 5:00 left	Leading: 15-1 Trailing: 1-16 Tied: 0-0	
• Muss Era Leading: 100-7 Trailing: 10-50 Tied: 2-2		
'23-24 W/ 2:00 left	Leading: 14-1 Trailing: 1-15 Tied: 1-1	
• Muss Era Leading: 100-6 Trailing: 9-48 Tied: 2-5		

GMS decided by 1-to-5 pts	2023-24: 6-4	Muss Era: 25-20
GMS decided by 6-to-10 pts	2023-24: 4-5	Muss Era: 27-18
GMS decided by 11+ pts	2023-24: 6-8	Muss Era: 59-21
Overtime games	2023-24: 2-1	Muss Era: 6-4

OFFENSE

Scoring less than 70 points	2023-24: 1-9	Muss Era: 20-29
Scoring 70-79 points	2023-24: 4-5	Muss Era: 40-21
Scoring 80-89 points	2023-24: 5-2	Muss Era: 30-8
Scoring 90-99 points	2023-24: 5-0	Muss Era: 17-0
Scoring 100+ points	2023-24: 1-1	Muss Era: 4-1
1-2 Hogs in Double Figures	2023-24: 2-7	Muss Era: 6-19
3 Hogs in Double Figures	2023-24: 8-5	Muss Era: 46-25
4 Hogs in Double Figures	2023-24: 2-5	Muss Era: 40-13
5-7 Hogs in Double Figures	2023-24: 4-0	Muss Era: 27-2
8+ Hogs in Double Figures	2023-24: 0-0	Muss Era: 1-0
At least 1 Hog Scores 20+	2023-24: 12-10	Muss Era: 57-30
2+ Hogs Score 20+	2023-24: 1-1	Muss Era: 20-10

SHOOTING PERCENTAGE

	FG PCT	3FG PCT
50% or Better (Muss Era)	10-2 (38-4)	1-0 (8-1)
49.9% - 40% (Muss Era)	3-9 (57-35)	6-1 (20-6)
39.9% - 30% (Muss Era)	3-6 (16-19)	7-4 (38-20)
29.9% or Worse (Muss Era)	0-0 (0-1)	2-12 (45-32)

REBOUNDING/TURNOVERS

Out-rebounding opponent	2023-24: 12-2	Muss Era: 69-11
Out-rebounded by opp.	2023-24: 3-15	Muss Era: 37-45
Rebounds are even	2023-24: 1-0	Muss Era: 5-3
Grabbing 10+ off reb	2023-24: 5-4	Muss Era: 55-28
Forcing 15+ turnovers	2023-24: 2-3	Muss Era: 53-23
Committing less than 15 TO	2023-24: 12-13	Muss Era: 82-34

BY MONTH

In November	2023-24: 5-3	Muss Era: 26-4
In December	2023-24: 4-1	Muss Era: 24-6
In January	2023-24: 2-5	Muss Era: 20-21
In February	2023-24: 3-4	Muss Era: 23-15
In March	2023-24: 2-3	Muss Era: 18-12
In April	2023-24: 0-0	Muss Era: 0-0

PLAYER MISCELLANEOUS STATS

20+ POINT SCORING GAMES

Player	19-20	20-21	21-22	22-23	23-24	Career
Battle	0	4	5 *	12	12	33
Brazile	-	-	0	3 *	0	3
Davenport	0	1	6	2	0	9
Davis	-	1	1	2	0	4
Ellis	JC	JC	2	13	0	15
Graham	0	0	0	1	0	1
Harris	RS	0	0	1	0	1
Mark	-	2	1 *	3	9	15
Menifield	-	-	-	5	1	5
Mitchell	0	0	0	0	2	2

30+/40+ POINT SCORING GAMES

Player	19-20	20-21	21-22	22-23	23-24	Career
Battle	0/0	1/0	0/0 *	0/0	3/1	4/1
Ellis	JC	JC	0/0	2/0	0/0	2/0
Mark	-	0/0	0/0 *	0/0	2/0	2/0
Menifield	-	-	-	0/0	1/0	1/0

1+/3+ THREE-POINTERS MADE IN A GAME

Player	19-20	20-21	21-22	22-23	23-24	Career
Battle	9/0	9/5	6/5 *	25/17	23/8	72/35
Blocker	-	-	-	-	2/0	2/0
Brazile	-	-	10/0	5/3 *	15/2	30/5
Davenport	2/0	19/10	26/18	30/12	20/1	97/41
Davis	-	2/0	11/1	22/6	10/2	45/9
Ellis	JC	JC	21/6	26/10	13/2	60/18
Graham	0/0	0/0	1/0	0/0	0/0	1/0
Lawson	1/0	4/0	0/0	6/0	6/0	17/0
Mark	-	13/0	3/0 *	24/1	19/4	59/5
Mitchell	0	0	7/0	1/0	0/0	8/0
Menifield	-	-	-	21/18	7/2	28/20
Pinion	-	-	-	7/2	3/0	10/2

5+ REBOUNDS IN A GAME

Player	19-20	20-21	21-22	22-23	23-24	Career
Battle	0	8	2 *	10	9	29
Blocker	-	-	-	-	1	1
Brazile	-	-	16	6 *	15	37
Davenport	1	14	19	16	3	53
Davis	-	15	14	16	9	54
Ellis	JC	JC	3	2	3	8
Graham	6	9	11	7	6	39
Harris	RS	8	3	14	1	26
Lawson	10	5	3	16	9	43
Mark	-	8	0 *	22	12	42
Menifield	-	-	-	8	1	9
Mitchell	3	4	20	19	16	62
Pinion	-	-	-	1	0	1

3+/5+ ASSISTS IN A GAME

Player	19-20	20-21	21-22	22-23	23-24	Career
Battle	1/0	5/2	0/0 *	6/1	4/1	16/1
Blocker	-	-	-	-	4/1	4/1
Davenport	0/0	4/3	2/0	8/3	4/0	17/6
Davis	-	9/4	18/6	18/4	11/4	56/18
Ellis	JC	JC	7/1	25/15	9/2	41/18
Graham	2/0	0/0	8/2	1/0	2/0	13/2
Harris	RS	0/0	1/0	0/0	0/0	1/0
Lawson	6/2	1/1	0/0	2/0	1/0	10/3
Mark	-	9/2	4/0 *	10/4	9/1	32/7
Menifield	-	-	-	18/9	3/1	21/10
Mitchell	0	0	5/2	4/0	4/0	13/2
Pinion	-	-	-	1/0	0/0	1/0

3+ BLOCKS IN A GAME

Player	19-20	20-21	21-22	22-23	23-24	Career
Brazile	-	-	5 *	1	4	10
Blocker	-	-	-	-	1	1
Graham	2	4	2	1	1	10
Lawson	0	0	1	3	3	7
Mark	-	0	0 *	0	3	13
Mitchell	0	0	6	6	9	21
Pinion	-	-	-	0	1	1

3+ STEALS IN A GAME

Player	19-20	20-21	21-22	22-23	23-24	Career
Battle	0	0	0 *	2	1	3
Blocker	-	-	-	-	2	2
Davenport	0	2	1	0	0	3
Davis	-	3	3	5	1	12
Ellis	JC	JC	0	3	2	5
Graham	1	0	2	0	1	4
Harris	RS	1	0	0	0	1
Lawson	0	0	0	1	0	1
Mark	-	4	1 *	3	6	14
Menifield	-	-	-	3	3	3
Mitchell	0	0	2	4	0	6

DUNKS

Player	19-20	20-21	21-22	22-23	23-24	Career
Battle	NA	NA	NA *	NA	2	2
Blocker	-	-	-	-	5	5
Brazile	-	-	NA	12 *	28	40
Davenport	NA	NA	NA	NA	0	0
Davis	-	5	6	4	2	17
Ellis	JC	JC	NA	NA	1	1
Graham	NA	NA	NA	19	13	32
Harris	RS	NA	NA	NA	0	0
Lawson	NA	NA	NA	NA	8	8
Mark	-	NA	NA *	NA	6	6
Mitchell	NA	NA	NA	25	12	37
Pinion	-	-	-	2	1	3

* - Indicates played some games but redshirted that season



SEC PLAYERS OF THE WEEK

Trevon Brazile

Dec. 4, 2023 vs Duke

Double-Double (19 pts - 11 rebs) • Career-high 4 3-pointers

Keyon Menifield Jr.

Jan. 1, 2024 vs UNCW

Career-high 32 points • 13-of-17 FT • 5 Assists • 4 Rebounds

Khalif Battle

Feb. 26, 2024 vs A&M & MIZ

Career-high 42 pts vs Mizzou & 15 pts at A&M • 28.5 ppg • 5.0 rpg • 23-of-24 FT

Bank on Battle for Free Throws

- Khalif Battle played a role in Arkansas ranking among the NCAA leaders in both free throw attempts and makes.
- He made at least eight free throws in a game 12 times and had double-digit attempts 10 times.
- ^ Battle made 186 free throws to rank 2nd in the SEC - 17rd in the NCAA.
- ^ Battle attempted 213 free throws to rank 2nd in the SEC - 33rd in the NCAA.
- ^ Battle shot 87.3% from the line to rank 5th in the SEC - 46th in the NCAA.
- IN THE LAST 9 GAMES ... he was 100-of-109 (91.7%) from the line.
- 96 free throws made in SEC games
- 3rd on the school's single-season list
- 88.9 FT% in SEC games
- 6th on the school's single-season list
- 108 free throws att in SEC games
- 7th on the school's single-season list
- 186 free throws made
- 7th on the school's single-season list
- ^ His 17 free throw made at UK ties for the most by an SEC player this season (with teammate Tramon Mark)
- Last season at Temple, Battle shot 89.9% from the line to rank 10th in the NCAA
- ^ He is an 85.7% (361-of-421) from the free throw line for his career.

Mitchell Over the Last 14 - Scored Double Figures 12 Times

- Makhi Mitchell only scored one point in the loss to Tennessee and did not score in the loss to Vanderbilt.
- ^ However, in 12 of his last 14 games, Mitchell scored double digits including a career-high in points (19 at Mizzou), then twice breaking that career-high with 21 points at Miss State and followed by 22 points at Texas A&M ... He also had 3 double-doubles (vs Kentucky, at Mizzou and at Miss State).
- OVER THE LAST 14 GAMES (including combined 1-point, 6-rebounds vs Tennessee and Vandy):
- ^ AVERAGED: 13.9 pts & 6.8 rebs (take out the UT and Vandy games ... he averaged 16.1 ppg and 7.4 rebs over 12 games)
- ^ Shot 80.8% from the line (59-73) with 24 blocked shots
- ^ Mitchell shook off that 1-point game versus Tennessee with BACK-TO-BACK CAREER GAMES (at Miss State and at A&M)
- ^ Scored a then career-high 21 points at Miss State with nine rebounds.
- He was 8-of-12 from the field and 5-of-5 at the line ... The 8 FG made tied his career high
- Scored 15 of his 21 in the second half, making all five FT, with six of his nine rebounds and both blocked shots
- ^ Scored a career-high 22 points at Texas A&M with 13 rebounds.
- Set career highs for free throws made (10) and attempted (12) and tied his SEC career high for blocked shots (4).
- Scored 13 of his 22 in the first half
- ^ "Only" scored 13 with six rebounds in the win versus Missouri, but he added three assists
- AFTER SCORING ZERO VS VANDY in the regular season
- ^ Scored double figures in the final five games, including 19 vs LS, 18 at Alabama and 18 vs Vandy at the SEC Tourney
- ^ Averaged 18.8 pts • 5.2 rebs. • Shot 70.2% (33-of-47) from the field and 77.3% (17-of-22) from the line with 11 blocked shots

Brazile Back to Being Brazile

- Trevon Brazile missed eight-plus games due to right knee soreness. He played 4 minutes in his return versus Mizzou and 17 versus Vandy. He then started the last five games.
- In his first four games back, Brazile combined to score 21 points with 9 rebounds and two blocked shots
- ^ Then, in the regular-season finale at Bama, Brazile scored 12 points with 6 rebounds and two blocked shots
- ^ He followed that with a 13-point, 12-rebound double-double while adding four blocked shots vs Vandy in the SEC Tourney.

Brazile Had 4 Double-Doubles, 3 in a 4-Game Span (Stanford, Memphis and Duke)

- Trevon Brazile has posted six career double-doubles ... four in the 2023-24 season, including three in a four-game span (Stanford, Memphis and Duke).
- He ranked 13th in the SEC in double-doubles with four.
- ^ STANFORD: Had 14 points and 17 rebounds in the double-overtime win.
- ^ MEMPHIS: Added 13 points and 10 rebounds.
- ^ DUKE: Tallied 19 points and 11 rebound in the win.
- ^ VANDERBILT: Had 13 points and 12 boards, adding four blocked shots, in the overtime win to open the SEC Tourney.
- The 17 boards vs Stanford are a career high and third-most by an SEC player this season.

Brazile Named SEC Player of the Week; Then Rolls Ankle & Was Limited vs Oklahoma

- Monday - Dec. 4, was an eventful day for redshirt sophomore Trevon Brazile.
- First, Brazile was named SEC Player of the Week for his impressive performance in the Duke win.
- ^ Recorded a double-double with 19 points and 11 rebounds.
- ^ Made a career-high four 3-pointers and all 11 rebounds were on the defensive end to set a career high.
- ^ It was his third double-double in a four-game span (fifth of his career).
- Later Monday, versus Furman, Brazile scored 13 points, making 2-of-3 from 3PT, before exiting the game with 2:41 left with a sprained ankle ... He did start the Oklahoma game and played 15:21. However, he only played 4:13 in the second half ... Finished with 0 points and just 1 rebound.

Davis Reaches Milestones, Ranks 31st in Pts & 8th in Assists in UA History

- Davonte Davis scored 15 points versus Memphis in the Bahamas to give him 1,001 for his Razorback career.
- ^ Davis finished with 1,118 career points for 31st on the school's all-time list.
- ^ Davis became the 46th player to score 1,000 points in a Razorback uniform and the third in the Eric Musselman era, joining Mason Jones (1,146 points in two seasons) and JD Notae (1,070 in two seasons).

- With six assists versus Missouri, Davis moved into the Razorback top 10.
^ He ended with 314 for his career to rank 8th.
- Davis grabbed his 500th rebound versus South Carolina and got his 300th career assist versus Tennessee. Combined with his career points, Davis became just the 2nd Hog to reach career triple of: 1,000 pts, – 500 rebs – 300 assists
- ^The only Hogs to accomplish the feat are Davis and Todd Day.
Davis 1,118 pts 528 rebs 314 assists
Day 2,395 pts 673 rebs 319 assists
- Davis has played 132 career games to tie for fifth in Razorback history and played 2,720 minutes to rank fourth.
- **ALL-TIME REBOUNDS AMONG UA "GUARDS"**: (HogStats)
 - 1,015 Sidney Moncrief
 - 673 Todd Day
 - 528 DAVONTE DAVIS

El Magnifico Closes Season Well; Joins 1,000-Pt Club

- El Ellis did not play in the win at Missouri nor the loss at LSU. However, he started the final 12 games of the season
^ Played 40 minutes in the overtime loss at Alabama, played all 20 minutes of the second half in the Georgia win and played all 20 minutes of the second half in a at Miss State.
- Vs **GEORGIA**, tied for the team lead in pts (15), rebs (5), assists (3) and steals (3) while making a season-high in 3-pointers (3).
- Ellis also scored 15 in the win over **Texas A&M**. He was just 3-of-11 from the field, but was 8-of-8 at the line.
- At **MISS STATE**, scored eight points, including four clutch points down the stretch, and led the team with four assists.
- Vs **VANDY**, tied a season-high with 19 points and reached the 1,000-point plateau ... In his previous four games, he combined for 20 points ... He was 7-of-12 from the field, 3-of-6 from 3-point and had three assists ... Scored 15 of his 19 in the second half (5-of-7 FG, 3-of-5 3PT) ... After going down n 16 with 5:54 left, Ellis scored 9 (making three 3's) in a 27-13 run to trim the deficit to one ... Hit two free throw with 6:01 left to score his 1,000th career point.
- Vs **LSU**: Scored 16 points on 6-of-7 shooting (2-of-2 3PT) with a season highs in rebounds (6) and steals (3) with an SEC high four assists
- At **BAMA**: Scored 11 points and had four boards with a team-best three assists while playing a team-best 40:08
- Ellis also came up huge in the win over **Duke** with nine points and six assists with zero turnovers.
- Ellis, who played two years of Junior College basketball and scored 862 points, is in his third and final year of NCAA Division I basketball. He scored 843 points in two years at Louisville and has 201 points this year at Arkansas to give him 1,044 for his NCAA career.

Long Arms of the Law

- **Chandler Lawson**, who has a 7-7 wingspan, had 29 blocked shots this season.
^ Had a then career-high five blocked shots versus Stanford.
- ^ Tallied a career-high six blocked shots versus Duke All-American Kyle Filipowski.
- ^ Had three blocked shots in the win over Furman.
- ^ BTW, in the charity exhibition vs Purdue, he had three blocked shots and three steals guarding reigning Player of the Year Zach Edey.
- Lawson has 29 blocked shots this season, bettering any of his previous years' totals.
^ FR at ORE (14) SO at ORE (12) JR at MEM (9) SR at MEM (19) **GradSR at ARK (29)**

ARKANSAS IN 2023-24 RANKINGS

FINAL



TEAM IN THE NCAA/SEC	NCAA	SEC	NO.
Assist/Turnover Ratio (351 ranked)	264	12	0.98
Assists Per Game (351 ranked)	289	12	11.7
Bench Points per game (351 ranked)	12	3	30.03
Blocks Per Game (351 ranked)	6	3	6.1
Effective FG pct (351 ranked)	207	10	0.505
Fastbreak Points (351 ranked)	59	5	12.24
Field Goal Percentage (351 ranked)	133	6	45.3
Field Goal Percentage Defense (351 ranked)	230	13	44.6
Fouls Per Game (351 ranked)	336	13	19.8
Free Throw Attempts Per Game (351 ranked)	3	1	26
Free Throw Percentage (351 ranked)	40	4	75.6
Free Throws Made Per Game (351 ranked)	2	1	19.7
Rebound Margin (351 ranked)	271	10	-1.8
Rebounds (Defensive) Per Game (351 ranked)	105	6	26.0
Rebounds (Offensive) Per Game (351 ranked)	293	14	8.52
Rebounds Per Game (351 ranked)	227	11	34.52
Scoring Defense (351 ranked)	338	13	79.8
Scoring Margin (351 ranked)	269	12	-2.0
Scoring Offense (351 ranked)	66	6	77.8
Steals Per Game (351 ranked)	234	13	6.0
Three Point Attempts Per Game (351 ranked)	288	14	18.9
Three Point Percentage (351 ranked)	286	12	31.8
Three Point Percentage Defense (351 ranked)	197	12	33.9
Three Pointers Per Game (351 ranked)	306	14	6.0
Turnover Margin (351 ranked)	251	14	-0.9
Turnovers Forced Per Game (351 ranked)	255	11	11.06
Turnovers Per Game (351 ranked)	195	12	12.0
Winning Percentage (351 ranked)	205	12	48.5

RAZORBACKS IN THE NCAA/SEC

	PLAYER	NCAA	SEC	NO.
Assist/Turnover Ratio (348 ranked)	--			
Assists (343 ranked)	--			
Assists Per Assist/Turnover Ratio (349 ranked)	--			
Assists (348 ranked)	--			
Assists Per Game (345 ranked)	--			
Blocks (346 ranked)	Makhi Mitchell	107	7	46
	Trevon Brazile	245	13	32
	Chandler Lawson	298	15	29
Blocks Per Game (350 ranked)	Makhi Mitchell	109	6	1.39
	Trevon Brazile	155	9	1.23
	Chandler Lawson	331	18	0.88
Double Doubles (333 ranked)	Makhi Mitchell	252	13	4
	Trevon Brazile	252	13	4
Field Goal Attempts (346 ranked)	--			
Field Goal Percentage (350 ranked)	Tramon Mark	140	6	48
Field Goals (345 ranked)	Tramon Mark	300	16	168
Free Throw Attempts (343 ranked)	Khalif Battle	33	2	213
	Tramon Mark	129	10	163
Free Throw Percentage (350 ranked)	Khalif Battle	46	5	87.3
	Tramon Mark	200	16	80.4
Free Throws (341 ranked)	Khalif Battle	17	2	186
	Tramon Mark	97	9	131
Minutes Per Game (350 ranked)	Tramon Mark	310	8	32:33
Points (346 ranked)	Tramon Mark	216	12	503
	Khalif Battle	310	19	472
Points Per Game (350 ranked)	Tramon Mark	173	10	16.2
	Khalif Battle	297	16	14.8
Rebounds (347 ranked)	--			
Rebounds (Defensive) Per Game (349 ranked)	--			
Rebounds (Offensive) Per Game (347 ranked)	--			
Rebounds Per Game (348 ranked)	--			
Steals (318 ranked)	--			
Steals Per Game (340 ranked)	--			
Three Point Attempts (344 ranked)	--			
Three Point Percentage (92 ranked)	--			
Three Pointers Per Game (341 ranked)	--			
Total 3-point FGM (342 ranked)	--			
Triple Doubles (6 ranked)	--			



2023-24 SEC STANDINGS

FINAL



	SEC	PCT.	HOME	AWAY	OVERALL	PCT.	HOME	ROAD	NEUTRAL	STRK
1 Tennessee	14-4	.778	7-2	7-2	27-9	.750	14-2	8-3	5-4	L1
2 Alabama	13-5	.722	8-1	5-4	25-12	.767	14-2	5-5	6-5	L1
Auburn	13-5	.722	8-1	5-4	27-8	.771	15-1	5-5	7-2	L1
Kentucky	13-5	.722	7-2	6-3	23-10	.697	14-4	7-3	2-3	L2
South Carolina	13-5	.706	6-3	7-2	26-8	.765	14-3	8-3	4-2	L2
6 Florida	11-7	.611	8-1	3-6	24-12	.667	14-1	3-7	7-4	L2
7 Texas A&M	9-9	.500	5-4	4-5	21-15	.583	10-5	6-6	5-4	L1
LSU	9-9	.500	6-3	3-6	17-16	.515	12-6	3-7	2-3	L2
9 Mississippi State	8-10	.444	6-3	2-7	21-14	.600	11-4	2-8	8-2	L2
10 Ole Miss	7-11	.389	5-4	2-7	20-12	.625	14-4	4-7	2-1	L3
11 Arkansas	6-12	.333	4-5	2-7	16-17	.485	11-6	2-7	3-4	L1
Georgia	6-12	.333	3-6	3-6	20-17	.541	13-6	6-6	1-5	L1
Vanderbilt	4-14	.222	3-6	1-8	9-23	.281	8-10	1-9	0-4	L1
14 Missouri	0-18	.000	0-9	0-9	8-24	.250	6-11	2-10	0-3	L19

AP (FINAL)

1 UConn (58)	37-3	1450
2 Purdue	34-5	1386
3 ALABAMA	25-12	1216
4 Houston	32-5	1216
5 TENNESSEE	27-9	1203
6 Illinois	29-9	1099
7 NORTH CAROLINA	29-8	1046
8 Iowa State	29-8	1008
9 DUKE	27-9	980
10 NC State	26-15	927
11 Marquette	27-10	827
12 Arizona	27-9	824
13 Creighton	25-10	800
14 Clemson	24-12	748
15 Gonzaga	27-8	683
16 Baylor	24-11	536
17 San Diego State	26-11	504
18 AUBURN	27-8	465
19 Kansas	23-11	268
20 KENTUCKY	23-10	244
21 Saint Mary's (CA)	26-8	206
22 Utah State	28-7	183
23 Washington State	25-10	140
24 Dayton	25-8	119
25 SOUTH CAROLINA	26-8	110

RECEIVING VOTES: TEXAS A&M 87, Oregon 77, Colorado 75, BYU 71, Texas 62, James Madison 61, Seton Hall 39, Grand Canyon 37, Wisconsin 27, Northwestern 23, Texas Tech 19, Indiana State 18, Miami 13, Michigan State 12, Duquesne 9, Yale 7, **ARKANSAS 6**, New Mexico 6, Colorado State 5, Maryland 5, **FLORIDA 4**, Rutgers 2, Oakland 1, Nevada 1.

COACHES (FINAL)

1 UConn (31)	37-3	775
2 Purdue	34-5	744
3 Houston	32-5	651
4 ALABAMA	25-12	642
5 TENNESSEE	27-9	638
6 NORTH CAROLINA	29-8	578
7 Illinois	29-9	561
8 Iowa State	29-8	539
9 DUKE	27-9	521
10 Creighton	25-10	473
11 Marquette	27-10	457
12 Arizona	27-9	440
13 NC State	26-15	389
14 Baylor	24-11	330
15 Clemson	24-12	325
16 Gonzaga	27-8	312
17 AUBURN	27-8	302
18 San Diego State	26-11	217
19 KENTUCKY	23-10	171
20 Utah State	28-7	164
21 Kansas	23-11	135
22 Saint Mary's	26-8	128
23 SOUTH CAROLINA	26-8	124
24 Washington State	25-10	62
25 Texas Tech	23-11	49

RECEIVING VOTES: BYU 48; **FLORIDA 44**; Dayton 37; Colorado 35; Wisconsin 30; James Madison 30; Seton Hall 27; Indiana State 16; Texas 15; Michigan State 14; **TEXAS A&M 13**; Oregon 10; Oakland 10; Grand Canyon 9; Northwestern 5; Yale 2; Boise State 2; Nevada 1.

HOGS RANKING BY WEEK

WEEK	AP	COACH	NET
Preseason	14	14	No Poll
Nov. 13	14	14	No Poll
Nov. 20	20	RV (#26)	No Poll
Nov. 27	RV (#35)	RV (#43)	No Poll
Dec. 4	RV (#36)	--	117
Dec. 11	--	--	103
Dec. 18	--	--	101
Dec. 25	--	--	96
Jan. 1	--	--	89
Jan. 8	--	--	105
Jan. 15	--	--	113
Jan. 22	--	--	118
Jan. 29	--	--	130
Feb. 5	--	--	131
Feb. 12	--	--	128
Feb. 19	--	--	136
Feb. 26	--	--	121
Mar 4	--	--	121
Mar 11	--	--	109
Mar 18	--	--	115
FINAL 4/8	RV (#42)	--	115

ARKANSAS IN THE POLLS

Ranking in AP Poll unless * indicating only ranked in the Coaches Poll

As		Overall	H	A	N	Last Meeting	Last Win
As #1	16-4	8-0	6-2	2-2	W, 97-79 vs #14 Georgetown @MEM (11/27/94)	Same	
As #2	38-4	17-1	7-0	14-3	W, 76-72 vs #2 Duke @NCAA (4/4/94)	Same	
As #3	29-5	13-0	10-5	6-0	W, 97-79 vs Tennessee (1/7/95)	Same	
As #4	13-2	8-0	3-2	2-0	W, 94-71 at Missouri (12/3/94)	Same	
As #5	13-8	1-1	2-4	10-3	L (OT), 95-93 vs #3 Kentucky @SEC (3/12/95)	69-58 vs #20 Alabama @SEC (3/11/95)	
As #6	18-3	6-0	5-0	7-3	L, 89-78 vs #1 UCLA @NCAA (4/3/95)	75-68 vs #4 N. Carolina @NCAA (4/1/95)	
As #7	18-1	4-0	7-0	7-1	W, 68-66 vs Auburn (3/4/95)	Same	
As #8	9-10	6-1	1-5	2-4	L, 78-71 vs LSU @SEC (3/13/21)	70-64 vs Missouri @SEC (3/12/21)	
As #9	27-7	7-1	6-2	15-4	L, 60-57 at LSU (12/28/22)	88-78 vs Oklahoma (12/10/22) @ Tulsa	
As #10	20-4	11-1	2-1	7-2	W, 85-51 vs UNC Asheville (12/21/22)	Same	
As #11	22-6	12-2	6-4	4-0	W, 99-58 vs San Jose St (12/03/22)	Same	
As #12	22-9	11-0	8-5	2-4	L, 88-66 vs Oklahoma (12/11/21)	86-66 vs Charlotte (12/8/21)	
As #13	18-6	12-1	3-5	3-0	L, 72-59 at #22 Auburn (1/7/23)	74-68 vs #20 Missouri (1/4/23)	
As #14	32-6	16-1	8-2	8-3	L, 78-72 vs UNC (11/17/23)	86-77 vs Old Dominion (11/13/23)	
As #15	16-6	4-2	9-2	3-2	L, 97-84 at Vanderbilt (1/4/23)	90-68 vs Tennessee State (11/7/00)	
As #16	17-5	12-0	3-4	2-1	W, 93-80 vs UNI (11/17/21)	Same	
As #17	18-9	5-0	5-2	****8-7	W, 69-78 vs #9 Duke @NCAA (3/26/22)	74-68 vs #1 Gonzaga @NCAA (3/24/22)	
As #18	20-9	*10-4	8-4	2-1	W, 75-73 vs #6 Kentucky (2/26/22)	Same	
As #19	16-7	8-2	3-3	5-2	L, 96-82 vs Ole Miss (1/17/15)	67-45 vs Wofford (11/9/07)	
As #20	25-6	**11-0	1-0	****13-6	L, 87-72 vs #14 N. Carolina @Atlantic (11/24/23)	77-74 2OT vs Stanford (11/22/23)	
As #21	6-4	3-0	0-1	3-3	L, 87-78 vs #15 N. Carolina @NCAA (3/21/15)	56-53 vs Wofford @NCAA (3/19/15)	
As #22	8-5	4-1	2-3	2-1	L, 78-77 at Auburn (1/6/18)	84-79 (OT) vs Miss State @SEC (3/6/99)	
As #23	7-1	5-0	2-1	0-0	W, 58-48 vs #16 Tennessee (2/19/22)	Same	
As #24	7-1	4-0	3-0	0-1	L, 89-81 vs Hofstra @ NLR (12/18/21)	Same	
As #25	6-3	6-0	0-3	0-1	W, 69-57 vs Ole Miss (01/21/23)	Same	
TOT.	441-131	204-16	111-60	127-54	L, 87-72 vs #14 N. Carolina (11/24/23)	77-74 2OT vs Stanford (11/22/23)	

ARKANSAS VERSUS THE POLLS

Ranking in AP Poll unless * indicating only ranked in the Coaches Poll

Vs	Overall	H	A	N	Last Meeting	Last Win
Vs #1	3-11	1-2	0-2	2-7	W, 74-68 vs Gonzaga @NCAA (03/24/22)	Same
Vs #2	6-9	5-2	0-6	1-1	L, 86-83 at Alabama (2/25/23)	Same
Vs #3	0-15	0-1	0-3	0-11	L, 81-72 vs Baylor @ NCAA (3/29/21)	--
Vs #4	6-13	2-3	1-7	3-3	W, 72-71 vs Kansas @ NCAA (3/18/23)	Same
Vs #5	4-4	4-1	0-1	0-2	W, 74-71 vs Texas A&M (1/27/16)	Same
Vs #6	7-12	4-4	0-5	3-3	L, 63-57 vs Kentucky (1/27/24)	75-73 vs Kentucky (2/26/22)
Vs #7	2-5	2-0	0-1	0-4	W, 80-75 vs Duke *11/29/23	Same
Vs #8	3-5	2-1	1-3	0-1	L, 92-63 vs Tennessee (2/14/24)	88-61 vs Alabama (1/6/07)
Vs #9	2-6	0-0	1-4	1-2	L, 78-69 vs Duke @NCAA (3/26/22)	91-82 vs Arizona @NCAA (4/2/94)
Vs #10	5-6	2-2	2-1	1-3	L, 88-65 vs UConn @NCAA (03/23/23)	(OT), 86-81 at Missouri (2/13/21)
Vs #11	5-8	2-2	1-4	2-2	L (OT), 79-76 vs Auburn (2/4/20)	104-93 vs Missouri (12/5/95)
Vs #12	7-10	2-2	2-5	*3-3	L, 75-57 at Tennessee (2/28/23)	Same
Vs #13	6-4	3-0	0-2	3-2	L, 78-74 at Tennessee (3/5/22)	87-85 vs Kentucky (1/14/14)
Vs #14	5-8	3-2	0-3	2-3	L, 87-72 vs North Carolina (11/24/24)	91-82 vs Auburn (2/27/18)
Vs #15	3-5	0-0	0-2	0-3	L, 87-78 vs N. Carolina @NCAA (3/21/15)	98-88 vs Mississippi State (1/7/12)
Vs #16	4-9	2-2	0-6	2-1	L, 92-88 OT at Alabama (3/9/24)	Same
Vs #17	4-4	1-2	1-1	2-1	L, 67-64 at Baylor (1/28/23)	(OT), 78-74 vs San Diego St (11/23/22)
Vs #18	5-8	1-2	2-3	2-3	L, 67-61 vs Texas A&M @SEC (3/10/23)	80-73 at Ole Miss (1-31-10)
Vs #19	8-4	3-1	3-1	2-2	L, 79-70 vs Oklahoma @ Tulsa (12/9/23)	90-89 at LSU (2/2/19)
Vs #20	11-5	5-2	1-2	5-1	W, 74-68 vs Missouri (1/5/23)	Same
Vs #21	5-3	2-1	1-0	2-2	W, 68-66 vs TX Tech @NCAA (3/21/21)	Same
Vs #22	4-3	4-1	0-2	0-0	L, 72-59 at Auburn (1/7/23)	(OT), 77-76 vs Kentucky (2/23/11)
Vs #23	3-8	1-2	0-3	2-2	L, 88-79 vs Kentucky (3/4/23)	Same
Vs #24	2-4	1-2	*0-1	*1-1	*L, 90-59 at Alabama (1/16/21)	*86-72 vs Indiana @NCAA (3/21/08)
Vs #25	4-6	*3-3	*0-1	1-2	L, 83-51 vs Auburn (1/6/24)	82-74 vs Vanderbilt (1/31/12)
TOT.	114-174	58-41	16-68	40-65	L, 92-88 OT at #16 Alabama (3/9/24)	80-75 vs #7 Duke (11/29/23)

RANKED ARKANSAS VERSUS RANKED OPPONENT

Overall	H	A	N
48-51	18-4	4-16	26-31
LAST TIME: #20 ARK vs #14 UNC - L, 72-87 (11/29/23) LAST W: 74-68 v #20 MIZ (01/04/23)			
LAST W at Home: #13 ARK v #20 MIZ - W, 74-68 (01/04/23)			
LAST W on Road: #10 ARK at #18 BAMA - W, 86-80 (2/15/95)			
LAST W vs Neutral: #9 ARK vs #17 AZTECS - W, 78-74 (ot) (11/23/22)			

LAST TIME HOGS WON AS TOP 25

	HOME	ROAD	NEUTRAL
#1: Miss State	3/5/94	LSU	3/2/94
#2: NW (La) St	12/4/93	Baylor	1/26/91
#3: Tennessee	1/7/95	Ole Miss	1/4/95
#4: Jackson St.	11/30/94	Missouri	12/03/94
#5: Miss State	1/11/95	Tennessee	1/29/94
#6: Montevallo	2/5/94	UAB	1/27/90
#7: Auburn	3/4/95	Florida	2/28/95
#8: Montevallo	2/25/95	LSU	2/22/95
#9: Oklahoma	12/10/22	S. Carolina	1/21/95
#10: UNCA	12/21/22	Alabama	2/15/95
#11: San Jose St	12/03/22	S. Alabama	11/29/89
#12: Charlotte	12/7/21	S. Carolina	3/2/21
#13: Missouri	01/04/23	S. Carolina	1/9/93
#14: Old Dominion	11/13/23	Alabama	2/13/93
#15: Tenn State	11/27/00	Miss State	1/31/98
#16: UNI	11/17/21	S. Alabama	12/30/91
#17: SE Mo. State	11/27/82	Florida	2/6/93
#18: Kentucky	2/26/22	Florida	2/22/22
#19: Wofford	11/9/07	Wake Forest	12/23/98
#20: LSU	2/27/21	LSU	1/2/99
#21: North Texas	12/05/00	--	(0-1)
#22: Providence	1/23/99	Memphis	1/10/98
#23: Tennessee	2/19/22	Missouri	2/15/22
#24: Florida	2/16/21	Ole Miss	2/14/15
#25: Iona	11/30/14	--	(0-1)

LAST TIME HOGS WON VS TOP 25

	HOME	ROAD	NEUTRAL
#1: Auburn	2/9/22	--	(0-2)
#2: Florida	2/5/13	--	(0-6)
#3: --	(0-1)	--	(0-3)
#4: Oklahoma	12/30/08	--	(0-1)
#5: Texas A&M	1/27/16	--	(0-1)
#6: Kentucky	2/26/22	--	(0-5)
#7: Duke	11/29-23	--	(0-1)
#8: Alabama	1/6/07	Kentucky	1/25/92
#9: --	--	Arizona	12/6/92
#10: Florida	2/18/06	Missouri	2/13/21
#11: Missouri	12/5/95	Texas	2/1/79
#12: Texas	2/6/82	LSU	(2-4)
#13: Kentucky	1/14/14	--	(0-1)
#14: Auburn	2/27/18	--	(0-3)
#15: Miss State	1/7/12	--	(0-2)
#16: Tennessee	2/19/22	--	(0-4)
#17: Ole Miss	2/5/10	Kentucky	2/27/14
#18: Vanderbilt	3/1/08	Ole Miss	1/31/10
#19: Auburn	3/5/00	LSU	2/21/19
#20: Missouri	1/05/23	Alabama	2/28/01
#21: Texas A&M	2/17/18	S. Carolina	2/15/17
#22: Kentucky	2/23/11	--	(0-1)
#23: LSU	3/3/92	Texas	3/3/91
#24: UAB	1/2/00	--	(0-1*)
#25: Vanderbilt	1/31/12	--	(0-0)

VERSUS 2023-24 OPPONENTS

NON-CONFERENCE

School	Gms	Series Record	Strk	H	A	N	Last Meeting
Ablilene Christian	2	Arkansas Leads, 2-0	W2	2-0	--	--	H - W, 83-73 (12/21/20)
Alcorn State	6	Arkansas Leads, 6-0	W6	6-0	--	--	H - W, 93-59 (11/06/23)
Duke	5	Arkansas Leads, 3-2	W1	1-0	--	2-2	H - W, 80-75 (11/29/23)
Furman	1	Arkansas Leads, 1-0	W1	1-0	--	--	H - W, 97-83 (12/04/23)
Gardner-Webb	3	Arkansas Leads, 3-0	W3	3-0	--	--	H - W, 86-68 (11/10/23)
Lipscomb	3	Arkansas Leads, 3-0	W3	2-0	--	1-0	N - W, 69-66 (12/17/23) @ NLR
Memphis	22	Series Tied, 11-11	L2	5-1	4-5	2-5	N - L, 84-79 (11/23/23) @ Atlantis
Oklahoma	31	Arkansas Leads, 19-14	L1	8-5	3-7	6-2	N - L, 79-70 (12/09/23) @ Tulsa
North Carolina	11	Arkansas Trails, 3-8	L5	0-0	0-0	3-8	N, L, 87-72 (11/24/23) @ Atlantis
UNC Greensboro	3	Arkansas Leads, 2-1	L1	2-1	--	--	H - L, 78-72 (11/17/23)
UNC Wilmington	1	Arkansas Leads, 1-0	W1	1-0	--	--	H, W, 106-90 (12/30/23)
Old Dominion	1	Arkansas Leads, 1-0	W1	1-0	0-0	0-0	H - W, 86-77 (11/13/23)
Stanford	3	Arkansas Trails 1-2	W1	--	--	1-2	N - W, 77-74 2OT (11/23/23) @ Atlantis

SOUTHEASTERN CONFERENCE

School	Gms	Series Record	Strk	H	A	N	Last Meeting
Alabama	69	Arkansas Leads, 36-31	L4	20-7	8-24	8-2	A - L, 90-88 OT (03/09/24)
• SEC Only	59	Arkansas Trails, 29-30		20-7	8-22	1-1	
Auburn	60	Arkansas Leads, 38-22	L1	23-6	13-15	2-1	H - L, 83-51 (01/06/24)
• SEC Only	59	Arkansas Leads, 38-21		23-6	13-15	2-0	
Florida	42	Arkansas Trails, 15-27	L1	10-7	3-15	2-5	A - L, 90-68 (01/13/24)
• SEC Only	SAME						
Georgia	44	Arkansas Leads, 27-17	W1	14-3	6-11	6-3	H - W, 78-75 (02/10/24)
• SEC Only	SAME						
Kentucky	50	Arkansas Trails, 14-36	L3	8-10	5-16	1-10	A - L, 111-102 (03/02/24)
• SEC Only	45	Arkansas Trails, 14-31		8-10	5-14	1-8	
LSU	79	Arkansas Leads, 43-36	W1	24-8	13-21	6-7	H - L, 94-834 (03/06/24)
• SEC Only	70	Arkansas Leads, 39-31		23-8	12-20	3-3	
Ole Miss	86	Arkansas Leads, 52-34	L1	18-11	10-21	24-2	A - L, 51-77 (01/24/24)
• SEC Only	57	Arkansas Leads, 30-28		18-10	10-19	1-0	
Mississippi State	69	Arkansas Leads, 35-34	L2	23-9	7-24	5-1	A - L, 77-67 (02/18/24)
• SEC Only	60	Series Tied, 30-30		22-8	6-22	2-0	
Missouri	62	Arkansas Leads, 35-27	W2	19-10	13-17	2-0	A - W, 91-84 (01/31/24)
• SEC Only	25	Arkansas Leads, 16-9		9-2	5-7	1-0	
South Carolina	40	Arkansas Leads, 23-17	L2	12-6	8-8	3-3	N - L, 80-66 (03/14/24)
• SEC Only	SAME						
Tennessee	48	Arkansas Trails, 22-26	L1	12-5	4-16	6-5	H - L, 92-63 (02/14/24)
• SEC Only	44	Arkansas Trails, 19-25		12-5	4-16	3-4	
Texas A&M	169	Arkansas Leads, 108-61	W2	62-15	39-40	7-6	A - W, 78-71 (02/20/24)
• SEC Only	23	Arkansas Leads 13-10		10-1	3-7	0-2	
Vanderbilt	45	Arkansas Leads, 30-15	W1	16-5	8-9	6-1	N - W, 90-85 OT (03/13/24)
• SEC Only	43	Arkansas Leads 29-14		15-5	8-8	6-1	

AT THE SEC TOURNEY

Overall: 31-31
 1st Rd: 5-10
 2nd Rd: 2-3
 Quarterfinal: 16-3
 Semifinal: 7-9
 Final: 1-6

RECORD BY OPPONENT

Opponent	Record	Last Meeting
Alabama	1-1	1995, W, 69-58 (Semis)
Auburn	2-0	2023, W, 76-73 (2nd)
Florida	2-5	2019, L, 66-50 (2nd)
Georgia	6-3	2015, W, 60-49 (Semis)
Kentucky	1-9	2017, L, 82-65 (Final)
LSU	3-3	2022, W, 79-67 (Semis)
Ole Miss	1-0	2017, W, 73-72 (Quart)
Mississippi State	2-0	2007, W, 81-72 (Semis)
Missouri	1-0	2021, W, 70-64 (Quart)
South Carolina	3-3	2024, L, 80-66 (2nd)
Tennessee	3-4	2018, L, 84-66 (Semis)
Texas A&M	0-2	2023, L, 67-61 (Quart)
Vanderbilt	6-1	2024, W, 90-85 OT (1st)

AT THE NCAA TOURNEY

Overall: 50-35
 1st Rd: 19-8
 2nd Rd: 12-10
 Sweet 16: 8-6
 Elite 8: 6-5
 Final Four: 2-4
 Championship: 1-1
 - Regional/Final Consolations: 2-1

RECORD BY OPPONENT

Opponent	Record	Last Meeting
Alabama	1-0	1991, W, 93-70 (Sweet 16)
Arizona	1-0	1994, W, 91-82 (Final 4)
Arizona State	1-0	1991, W, 91-90 (2nd)
Baylor	0-1	2021, L, 81-72 (Elite 8)
Bucknell	0-1	2006, L, 59-55 (1st)
Butler	0-1	2018, L, 79-62 (1st)
Cal St-Fullerton	1-0	1979, W, 61-58 (Elite 8)
Cincinnati	0-1	1958, L, 97-62 (Final 4 con)
Colgate	1-0	2021, W, 85-68 (1st)
Connecticut	0-1	2023, L, 88-65 (Sweet 16)
Dayton	1-0	1990, W, 86-84 (2nd)
Duke	1-2	2022, L, 78-69 (Elite 8)
Georgetown	1-1	2001, L, 63-61 (1st)
Georgia State	1-0	1991, W, 117-76 (1st)
Gonzaga	1-0	2022, W, 74-68 (Sweet 16)
Holy Cross	1-0	1993, W, 94-64 (1st)
Illinois	1-0	2023, W, 73-74 (1st)
Indiana	1-0	2008, W, 86-72 (1st)
Indiana State	0-1	1979, L, 73-71 (Elite 8)
Iowa	1-1	1999, L, 82-72 (2nd)
Kansas	1-1	2023, W, 72-71 (2nd)
Kansas State	0-2	1982, L, 65-64 (2nd)
Kentucky	0-1	1979, L, 64-59 (Final 4)
LSU	0-1	1981, L, 75-56 (Sweet 16)
Louisville	2-2	1989, L, 93-74 (2nd)
Loyola-Marymount	1-0	1989, W, 120-101 (1st)
Marquette	1-0	1996, W, 65-56 (2nd)
UMass	0-1	1996, L, 79-63 (Sweet 16)
Memphis	1-1	1995, W, 96-91 OT (Sweet 16)
Mercer	1-0	1981, W, 73-67 (1st)
Miami (Fla.)	0-1	2000, L, 75-71 (1st)
Michigan	1-0	1994, W, 76-68 (Elite 8)

2023-24

#PROHOGS

44	NBA Draft Selections	16	All-Star Game Appearances	14	All-Defensive Team Honors
----	----------------------	----	---------------------------	----	---------------------------

* - MUSSELMAN COACHED PLAYERS



PATRICK BEVERLEY

- 11th Year in NBA
- 3x NBA All-Defensive Team
- 2009 - 2nd RD/42nd overall



ANTHONY BLACK *

- 1st Year in NBA
- T2nd Highest Hog NBA Pick
- 2023 - 1st RD/6th overall



RICKY COUNCIL IV *

- 1st Year in NBA
- 2023-24 2-Way Free Agent



DANIEL GAFFORD

- 5th Year in NBA
- 2019 - 2nd RD/38th overall



ISAIAH JOE *

- 4th Year in NBA
- 2020 - 2nd RD/49th overall



MASON JONES *

- 3rd Year in NBA
- 2023-24 2-Way Free Agent



MOSES MOODY *

- 3rd Year in NBA
- 1st Hog to be "I & Done"
- 2021 - 1st RD/14th Pick
- 2022 NBA Champion



BOBBY PORTIS

- 9th Year in NBA
- 2021 NBA Champion
- 2015 - 1st RD/22nd overall
- 2023 Team USA Member



NICK SMITH JR. *

- 1st Year in NBA
- 2023 - 1st RD/27th overall



JORDAN WALSH *

- 1st Year in NBA
- 2023 - 2nd RD/38th overall



STANLEY UMUDE *

- 2nd Year in NBA
- 2022-23 Free Agent



JAYLIN WILLIAMS *

- 2nd Year in NBA
- 2022 - 2nd RD/34th overall

15	First Round Draft Picks	7	All-NBA Selections	6	NBA Champions
----	-------------------------	---	--------------------	---	---------------

PROHOGS AROUND THE WORLD

Adrio Bailey #	BK Redstone Olomoucko (Czech)
Jaylen Barford	Lokomotiv (Russia)
Coty Clarke	San-en NP (Japan)
Jabril Durham	Start Lublin (Poland)
Courtney Fortson	Karhubasket (Finland)
Dusty Hannahs	Ironi Nes Ziona B.C. (Israel)
Delvon Johnson	Usti n/Labem (Czech Republic)
Joe Johnson	Triplets (USA BIG3)
Kamani Johnson #	Pacific Caesar (Indonesia)
Chris Lykes #	Denain Voltaire (France)
Daryl Macon	Shenzhen Leopards (China)
Rashad Madden	NH Ostrava (Czech Republic)
JD Notae #	Pallacanestro Trapani (Italy)
Justin Smith #	Hapoel Holon B.C. (Israel)
Dustin Thomas	Szolnok (Hungary)
Trey Wade #	Start Lublin (Poland)
Jimmy Whitt #	Santa Cruz Warriors (G League)
Jalen Tate #	Leuven Bears (Belgium)
Charles Thomas	Regatas (Argentina)
Au'Diese Toney #	Grand Rapids Gold (G League)
Sonny Weems	Shanxi Loongs (China)

- Musselman Coached Players





ERIC MUSSELMAN

ARKANSAS HEAD COACH

San Diego, 1987

111-59 • 5th year as Arkansas head coach
221-93 • 9th year as collegiate head coach
503-291 • 14 seasons as professional head coach

- 1996 USBL Coach of the Year
- 2003 NBA Coach of the Year Runner-Up
- 2012 NBA D-League Coach of the Year
- 2016 Bleacher Report's Mountain West Coach of the Year
- 2017 USBWA District VIII Coach of the Year
- 2018 USBWA District VIII Coach of the Year
- 2018 NABC District 17 Coach of the Year
- 2018 Mountain West Coach of the Year
- 2021 Jim Phelan Coach of the Year Finalist
- 2021 Werner Ladder Naismith Coach of the Year Semifinalist
- 2021 Basketball Times Midlands District Coach of the Year

COLLEGIATE HEAD COACHING RECORD

Year	Overall	Conf	Finish	Conf Tour	NCAA/CBI Postseason	Final/Rank
2015-16	24-14	10-8	MW (T-4th)	1-1	5-1 • CBI Champion	--/--
2016-17	28-7	14-4	MW (1st)	3-0 *	0-1 • #12 seed NCAA 1st Rd	--/--
2017-18	29-8	15-3	MW (1st)	1-1	2-1 • #7 seed NCAA Sweet 16	24/20
2018-19	29-5	15-3	MW (1st)	1-1	0-1 • #7 seed NCAA 1st Rd	20/23
2019-20	20-12	7-11	SEC (T-10th)	1-0 +	Canceled	--/--
2020-21	25-7	13-4	SEC (2nd)	1-1	3-1 • #3 seed NCAA Elite 8	10/6
2021-22	28-9	13-5	SEC (4th)	1-1	3-1 • #4 seed NCAA Elite 8	17/8
2022-23	22-14	8-10	SEC (T-9th)	1-1	2-1 • #8 seed NCAA Sweet 16	--/21
2023-24	16-17	6-12	SEC (T-11th)	1-1	--	--/--
Total	221-93	101-60		11-7	15-7 (10-6 NCAA / 5-1 CBI)	

* - Tournament champion / + - SEC Tourney canceled after Rd 1 due to COVID

MUSSELMAN'S CAREER AS HEAD COACH

NOTE: Professional basketball **DOES NOT** count postseason toward season W-L record nor to head coach W-L record

Year	Team	League	Record	Note for the Season	Reg. Season Div./Conf. Finish	Postseason
1989-90	Rapid City	CBA	42-14	MOST WINS IN CBA	1st National Conf.	Finals (8-8) *
1991-92	Rapid City	CBA	37-19	2nd-most wins in CBA	1st National Conf.	Finals (9-7) *
1992-93	Rapid City	CBA	44-12	MOST WINS IN CBA	1st National Conf.	Conf. Finals (5-3) *
1993-94	Rapid City	CBA	37-19	MOST WINS IN CBA	1st National Conf.	Conf. Finals (5-5) *
1994-95	Rapid City	CBA	31-25	6th-most wins in CBA	5th National Conf.	Conf. 1st Rd (0-2) *
1995-96	Florida	CBA	41-15	MOST WINS IN CBA	1st National Conf.	Conf. Finals (5-3) *
1996-97	Florida	CBA	38-18	2nd-most wins in CBA	1st American Conf.	Finals (7-6) *
1995	Florida	USBL	25-2	MOST WINS IN USBL	1st Overall	Champion (1-0) *
1996	Florida	USBL	28-1	MOST WINS IN USBL	1st Southern Div.	Champion (3-0) *
2002-03	Golden State	NBA	38-44	6th Pacific Division	11th Western Conf.	--
2003-04	Golden State	NBA	37-45	T4th Pacific Division	11th Western Conf.	--
2006-07	Sacramento	NBA	33-49	5th Pacific Division	11th Western Conf.	--
2010-11	Reno	D-League	34-16	2nd-most wins in NBADL	1st Western Conf.	Semifinals (2-3) *
2011-12	Los Angeles	D-League	38-12	MOST WINS IN NBADL	1st Western Conf.	Finals (5-2) *
2015-16	Nevada	NCAA	24-14	Led NCAA in FT Made	T-4th Mountain West	CBI Champion (5-1)
2016-17	Nevada	NCAA	28-7	NCAA: 13th FTA & A-TO ratio	1st Mountain West	#12 seed - NCAA 1st Rd (0-1)
2017-18	Nevada	NCAA	29-8	NCAA: 2nd A-TO/9th FTM	1st Mountain West	#7 seed - NCAA Sweet 16 (2-1)
2018-19	Nevada	NCAA	29-5	9th in NCAA in Scoring Margin	1st Mountain West	#7 seed - NCAA 1st Rd (0-1)
2019-20	Arkansas	NCAA	20-12	Led NCAA in 3Pt% Def	T-10th SEC	Canceled
2020-21	Arkansas	NCAA	25-7	NCAA: 2nd FTM/11th Scoring	2nd SEC	#3 seed - NCAA Elite 8 (3-1)
2021-22	Arkansas	NCAA	28-9	Led NCAA in FTM/FTA	4th SEC	#4 seed - NCAA Elite 8 (3-1)
2022-23	Arkansas	NCAA	22-14	NCAA: 14th BLKS/17th FTA	T-9th SEC	#8 seed - NCAA Sweet 16 (2-1)
2023-24	Arkansas	NCAA	16-17	NCAA: 2nd FTA/6th BLKS	T-11th SEC	--
2010	Dominican Team		5-1	Silver Medal Centrobasket Championship		
2011	Venezuelan Team		12-9	5th FIBA Americas Championship		
2012	Venezuelan Team		7-4	Silver Medal FIBA South American Championship		

MUSSELMAN COMPOSITE COACHING RECORD

COLLEGIATE	9th Yr	Overall	Conf	Conf Tour	NCAA/CBI	ALL POST
Nevada	4 yrs	221-93	101-60	11-7	10-6 / 5-1	26-14
Arkansas	5th yr	111-59	47-42	5-4	2-3 / 5-1	13-7

PROFESSIONAL 14 Seasons 503-291 (50-39 Postseason *)

CBA	7 years	270-122	(39-34 Postseason *)
Rapid City	5 years	191-89	(27-25 Postseason *)
Florida	2 years	79-33	(12-9 Postseason *)
USBL	2 years	53-3	(4-0 Postseason *)
Florida	2 years	53-3	(4-0 Postseason *)
NBA	3 years	108-138	--
Golden State	2 years	75-89	--
Sacramento	1 year	33-49	--
D-League	2 years	72-28	(7-5 Postseason *)
Reno	1 year	34-16	(2-3 Postseason *)
Los Angeles	1 year	28-12	(5-2 Postseason *)
INTERNATIONAL	3 Years	24-14	--
Dominican	1 years	5-1	--
Venezuelan	2 years	19-13	--

* - Note, professional basketball does not include playoff results in W-L record

* - Musselman's pro record including playoffs is 553-330

MUSSELMAN STOPS BY YEAR

1988-89	General Mgr	Rapid City Thrillers	CBA
1989-90	Head Coach	Rapid City Thrillers	CBA
1990-91	Asst. Coach	Minnesota Timberwolves	NBA
1991-92	Head Coach	Rapid City Thrillers	CBA
1992-93	Head Coach	Rapid City Thrillers	CBA
1993-94	Head Coach	Rapid City Thrillers	CBA
1994-95	Head Coach	Rapid City Thrillers	CBA
Spring '95	Head Coach	Florida Sharks	USBL
1995-96	Head Coach	Florida Beachdogs	CBA
Spring '96	Head Coach	Florida Sharks	USBL
1996-97	Head Coach	Florida Beachdogs	CBA
1998-99	Asst. Coach	Orlando Magic	NBA
1999-00	Asst. Coach	Orlando Magic	NBA
2000-01	Asst. Coach	Atlanta Hawks	NBA
2001-02	Asst. Coach	Atlanta Hawks	NBA
2002-03	Head Coach	Golden State Warriors	NBA
2003-04	Head Coach	Golden State Warriors	NBA
2004-05	Asst. Coach	Memphis Grizzlies	NBA
2005-06	Asst. Coach	Memphis Grizzlies	NBA
2006-07	Head Coach	Sacramento Kings	NBA
2007-10	- DID NOT COACH FOR 3 SEASONS -		
2010-11	Head Coach	Reno Bighorns	NBADL
2011-12	Head Coach	Los Angeles Defenders	NBADL
2012-13	Asst. Coach	Arizona State Sun Devils	NCAA
2013-14	Assoc. HC	Arizona State Sun Devils	NCAA
2014-15	Assoc. HC	LSU Tigers	NCAA
2015-16	Head Coach	Nevada Wolf Pack	NCAA
2016-17	Head Coach	Nevada Wolf Pack	NCAA
2017-18	Head Coach	Nevada Wolf Pack	NCAA
2018-19	Head Coach	Nevada Wolf Pack	NCAA
2019-20	Head Coach	Arkansas Razorbacks	NCAA
2020-21	Head Coach	Arkansas Razorbacks	NCAA
2021-22	Head Coach	Arkansas Razorbacks	NCAA
2022-23	Head Coach	Arkansas Razorbacks	NCAA
2023-24	Head Coach	Arkansas Razorbacks	NCAA



MUSSELMAN AT A GLANCE

- Was named Arkansas' 13th head men's basketball coach on April 7, 2019. He has 31 years of coaching experience including eight years as a collegiate head coach and 14 as a professional head coach.
- **In his first eight years as a collegiate head coach, has won at least 20 games each season (24, 28, 29, 29, 20, 25, 28 and 22), advanced to all seven postseasons played (including six straight NCAA tournaments) and reached four NCAA Sweet 16's**, including a Elite 8 appearances with the Hogs in both 2021 and '22.
- At Arkansas, produced four "one-and-dones," three first-round draft picks - including two lottery picks, and six NBA draft picks. Overall, had at least one player drafted in five years straight: **Cody Martin** (2nd Rd, pick 36); **Isaiah Joe** (2nd Rd, pick 49); **Moses Moody** (1st Rd, pick 14); **Jaylin Williams** (2nd Rd, pick 34); **Anthony Black** (1st Rd, pick 6); **Nick Smith Jr.** (1st Rd, pick 27) and **Jordan Walsh** (2nd Rd, pick 38). Also, free agents **Caleb Martin**, **Mason Jones** and **Stanley Umude** have made NBA rosters.
- Defeated AP #1 Auburn on Gonzaga in 2022 and #1 NCAA seed Kansas n 2023.
- Prior to entering the collegiate head coaching ranks, was a head coach for seven professional teams, including two seasons with the Golden State Warriors (2002-04) and one with the Sacramento Kings (2006-07). He won over 550 games as a professional head coach with a combined pro winning percentage of .626 (553-330).
- Played collegiately at the University of San Diego and helped the Toreros to NCAA Tournament berths in 1984 and 1987. He was recipient of the program's Bugelli Leadership Award as a senior.
- Is married to Danyelle Sargent Musselman, who has worked at ESPN, Fox Sports and the NFL Network as a broadcaster. Has two sons, Michael and Matthew, and he and Danyelle have a daughter, Mariah.
- Musselman's father Bill was also an NBA head coach and they were the first father-son combination to become head coaches in the NBA.

MUSSELMAN DID YOU KNOWS

- Named General Manager of CBA's Rapid City Thrillers at age of 22. The next year, became head coach of the Thrillers at he age of 23, the youngest coach in CBA history.
- From 1990-1997, had 26 players called up to the NBA, the highest number in the league during that span.
- Is the only person in CBA history to coach in five league All-Star Games (1990, 1992, 1993, 1994, 1997)
- The first coach in professional basketball history to win 100 games by the age of 28.
- At the age of 37, named head coach of the Golden State Warriors and was the youngest head coach ever hired by an NBA team at the time.
- He and his father, Bill, were first father-son combination to both become head coaches in NBA history.
- In 2003, was runner-up to Gregg Popovich for NBA Coach of the Year Award voting (231 points, including 26 first-place votes).
- Is the CBA's third all-time winningest coach (270-122 in seven seasons) and the most successful coach (54-3 in two seasons) in the history of the United States Basketball League.
- Led CBA in scoring (116.7 ppg) in 192-93 and was 2nd in NBA in scoring (102.4 ppg) in 2002-03.
- Only needed 130 games to win his 100th game as a collegiate head coach. He was the 27th-fastest coach in NCAA history to reach 100 wins but was the ninth-fastest since 1970.
- In his first season at Arkansas (2020), the Razorbacks led the NCAA in 3-point field goal percentage defense while Arkansas led the NCAA in both free throws made and attempted in 2022.

MUSSELMAN VS. ALL OPPONENTS

Opponent	Overall	at Nevada	at Arkansas	Last Meeting
Abilene Christian	2-0	0-0	2-0	12/20/20
Air Force	7-0	7-0	0-0	03/05/19
Akron	1-0	1-0	0-0	12/22/18
Alabama	2-5	0-0	2-5	03/09/24
Alcorn State	1-0	0-0	1-0	11/06/23
Arizona State	1-0	1-0	0-0	12/07/18
Auburn	4-3	0-0	4-3	01/06/24
Austin Peay	1-0	0-0	1-0	11/12/19
Baylor	0-2	0-0	0-2	01/28/23
Boise State	7-2	7-2	0-0	02/02/19
Bradley	2-0	1-0	1-0	12/17/22
Buffalo	1-0	1-0	0-0	11/25/16
BYU	1-0	1-0	0-0	11/06/18
Cal State Fullerton	0-1	0-1	0-0	11/28/15
California Baptist	1-0	1-0	0-0	11/19/18
Central Arkansas	2-0	0-0	2-0	12/01/21
Charlotte	1-0	0-0	1-0	12/11/21
Cincinnati	2-0	1-0	1-0	11/23/21
Coastal Carolina	1-0	1-0	0-0	11/13/15
Colgate	1-0	0-0	1-0	03/19/21
Colorado State	7-1	7-1	0-0	02/02/19
Connecticut	0-1	0-0	0-1	03/23/23
Creighton	0-1	0-0	0-1	11/22/22
Davidson	1-0	1-0	0-0	11/21/17
Drake	1-0	1-0	0-0	12/12/15
Duke	1-1	0-0	1-1	11/29/23
Eastern Washington	1-0	1-0	0-0	03/21/16
Elon	1-0	0-0	1-0	12/21/21
Florida	3-3	0-1	3-2	01/13/24
Fordham	1-0	0-0	1-0	11/11/22
Fresno Pacific	1-0	1-0	0-0	12/09/15
Fresno State	6-3	6-3	0-0	02/23/19
Furman	1-0	0-0	1-0	12/04/23
Gardner-Webb	2-0	0-0	2-0	11/10/23
Georgia	4-2	0-0	4-2	02/10/24
Georgia Tech	1-0	0-0	1-0	11/25/19
Grand Canyon	1-0	1-0	0-0	12/09/18
Gonzaga	1-0	0-0	1-0	03/24/22
Hawai'i	1-1	1-1	0-0	11/24/17
Hofstra	0-1	0-0	0-1	12/18/21
Holy Names	1-0	1-0	0-0	11/30/15
Idaho	1-0	1-0	0-0	11/10/17
Illinois	1-0	0-0	1-0	03/16/23
Illinois State	1-0	1-0	0-0	11/29/17
Indiana	1-0	0-0	1-0	12/29/19
Iona	1-1	1-1	0-0	11/26/16
Iowa State	0-1	0-1	0-0	03/16/17
Kansas	1-0	0-0	1-0	3/218/23
Kansas State	1-0	0-0	1-0	11/02/21
Kentucky	3-4	0-0	3-4	03/02/24
Lipscomb	2-0	0-0	2-0	12/16/23
Little Rock	1-0	0-0	1-0	12/04/21
Lipscomb	1-0	0-0	1-0	12/05/20
Little Rock	1-0	1-0	0-0	11/16/18
LSU	7-5	0-0	7-5	03/07/24
Louisville	1-0	0-0	1-0	11/21/22
Loyola-Chicago	1-1	1-1	0-0	11/28/18
Loyola Marymount	1-0	1-0	0-0	11/14/16
Massachusetts	1-0	1-0	0-0	11/23/18
Mercer	1-0	0-0	2-0	11/09/21
Memphis	0-1	0-0	0-1	11/23/23
Ole Miss	4-1	0-0	4-1	01/24/24
Mississippi State	2-5	0-0	2-5	02/18/24
Mississippi Valley	1-0	0-0	1-0	11/25/20
Missouri	8-3	0-0	8-3	02/24/24
Montana	2-0	1-0	1-0	11/16/19
Montana State	1-0	1-0	0-0	11/15/15
Morehead State	2-1	2-1	0-0	04/01/16
New Mexico	5-3	5-3	0-0	02/09/19
New Mexico State	1-0	0-0	1-0	03/19/22
North Carolina	0-1	0-0	0-1	11/24/23

MUSSELMAN VS. ALL OPPONENTS

Opponent	Overall	at Nevada	at Arkansas	Last Meeting
North Dakota State	1-0	0-0	1-0	11/07/22
North Texas	2-0	0-0	2-0	11/29/20
Northern Iowa	1-0	0-0	1-0	11/17/21
Northern Kentucky	1-0	0-0	1-0	11/30/19
Oakland	1-0	1-0	0-0	11/23/16
Oklahoma	1-2	0-0	1-1	12/09/22
Oklahoma State	0-1	0-0	0-1	01/30/21
Old Dominion	1-0	0-0	1-0	11/13/23
Oral Roberts	2-0	0-0	2-0	03/27/21
Oregon State	1-1	1-1	0-0	11/18/16
Pacific	4-0	4-0	0-0	11/09/18
Penn	1-0	0-0	1-0	11/28/21
Portland State	1-0	1-0	0-0	11/25/15
Radford	1-0	1-0	0-0	12/17/17
Rhode Island	1-0	1-0	0-0	11/13/17
Rice	1-0	0-0	1-0	11/05/19
Saint Mary's	0-1	0-1	0-0	11/11/16
San Diego State	4-7	3-7	1-0	11/23/22
San Francisco	0-1	0-1	0-0	12/23/17
San Jose State	6-0	6-0	1-0	12/03/22
Santa Clara	2-0	2-0	0-0	11/15/17
South Carolina	3-3	0-0	3-3	01/14/24
South Dakota	1-0	0-0	1-0	11/22/19
South Dakota State	2-0	1-0	1-0	11/16/22
Southern	1-0	0-0	1-0	12/09/20
Southern Cal	1-0	1-0	0-0	12/01/18
Southern Illinois	1-0	1-0	0-0	12/22/17
Stanford	1-0	0-0	1-0	11/22/23
Tennessee	2-5	0-0	2-5	02/14/24
Texas	1-0	1-0	0-0	03/16/18
Texas A&M	6-5	0-0	6-5	02/20/24
Texas Tech	1-0	0-0	1-0	03/21/21
TCU	1-1	0-1	1-0	01/25/20
Texas Southern	1-0	0-0	1-0	11/19/19
Texas Tech	0-1	0-1	0-0	12/05/17
Towson	1-0	1-0	0-0	12/21/16
Troy	1-0	0-0	1-0	11/28/22
Tulsa	2-0	1-0	1-0	12/14/19
UC Davis	1-0	1-0	0-0	12/19/17
UC Irvine	2-0	2-0	0-0	12/02/17
UC Santa Barbara	1-0	1-0	0-0	12/22/16
UNC Asheville	1-0	0-0	1-0	12/21/22
UNC Greensboro	1-1	0-0	1-1	11/17/23
UNC Wilmington	1-0	0-0	1-0	12/30/23
UNLV	7-2	7-2	0-0	02/27/19
UT Arlington	1-0	0-0	1-0	12/02/20
Utah	1-0	1-0	0-0	12/29/18
Utah State	7-2	7-2	0-0	03/02/19
Valparaiso	1-0	0-0	1-0	12/21/19
Vanderbilt	4-3	0-0	4-3	03/13/24
Vermont	2-0	1-0	1-0	03/17/16
Washington	1-0	1-0	0-0	12/11/16
West Virginia	1-0	0-0	1-0	01/29/22
Western Kentucky	0-1	0-0	0-1	12/07/19
Wichita State	0-1	0-1	0-0	12/22/15
Wyoming	5-1	5-1	0-0	02/16/19
Totals	221-93	110-34	111-59	

MUSSELMAN VS. CONFERENCES

American Athletic	4-1	CAA	3-1	Ohio Valley	3-1
American East	2-0	C-USA	4-1	Pac-12	6-1
ACC	4-2	Horizon League	2-0	Patriot League	1-0
Atlantic Sun	3-0	Ind./Non D-1	2-0	SEC	51-48
Atlantic 10	4-0	Ivy League	1-0	SoCon	3-1
Big East	0-2	MAAC	1-1	Southland	2-0
Big Sky	6-0	Mid-American	1-0	SWAC	4-0
Big South	5-0	MEAC	0-0	Summit League	6-0
Big Ten	2-0	Missouri Valley	8-2	Sun Belt	6-0
Big 12	7-8	Mountain West	62-21	WCC	9-2
Big West	5-2	Northeast	0-0	WAC	4-0

MUSSELMAN RECORD BREAKDOWN

OVERALL:	221-93
- AT ARKANSAS.....	111-59
Home:.....	128-20
Away:.....	52-50
Neutral:.....	40-23
CONFERENCE GAMES:	101-60
- AT ARKANSAS.....	47-42
Home:.....	63-19
Away:.....	38-41
VS RANKED TEAMS: 14-29	AS RANKED TEAM:82-28
- AT ARKANSAS.....12-26	- AT ARKANSAS44-15
Home:.....	6-8 / 6-8 at Ark
Away:.....	2-11 / 2-10 at Ark
Neutral:.....	6-10 / 4-8 at Ark
RECORD BY MONTH:	
November:.....	50-8
December:.....	45-13
January:.....	44-27
February:.....	46-21
March:.....	34-23
April:.....	1-0
WHEN LEADING AT HALFTIME:	170-16
at Arkansas.....	87-12
WHEN TRAILING AT HALFTIME:	47-76
at Arkansas.....	22-46
WHEN TIED AT HALFTIME:	4-1
at Arkansas.....	2-1
OUT-REBOUNDING OPP:	139-21
at Arkansas.....	69-11
BEING OUT-REBOUNDED:	70-67
at Arkansas.....	37-45
REBOUNDS ARE EVEN:	12-4
at Arkansas.....	5-3
WHEN SCORING FIRST:	130-43
at Arkansas.....	64-27
WHEN OPPONENT SCORES FIRST:	91-50
at Arkansas.....	47-32
ONE-POSSESSION GAMES:	30-19
at Arkansas.....	15-11
OVERTIME GAMES:	12-7
at Arkansas.....	6-4
GAMES DECIDED BY 1-5 PTS:	49-34
at Arkansas.....	25-20
GAMES DECIDED BY 6-10 PTS:	42-26
at Arkansas.....	27-18
GAMES DECIDED BY 11-19 PTS:	68-20
at Arkansas.....	35-12
GAMES DECIDED BY 20-PLUS PTS:	52-13
at Arkansas.....	24-9
SHOOTING 50 PERCENT OR BETTER:	76-5
at Arkansas.....	38-4
SHOOTING PCT. BETTER THAN OPP:	183-15
at Arkansas.....	94-10
SHOOTING PCT. WORSE THAN OPP:	36-77
at Arkansas.....	16-49
SHOOTING PCT. SAME AS OPP:	1-1
at Arkansas.....	0-0
OUT-SCORING OPP BENCH:	113-23
at Arkansas.....	60-22
OUT-SCORED BY OPP BENCH:	99-60
at Arkansas.....	46-36
BENCH SCORING EVEN:	8-1
at Arkansas.....	4-1

MOST POINTS BY A MUSSELMAN TEAM

NOTE: MISSING SOME RESULTS FROM RAPID CITY (CBA) AND FLORIDA (USBL)				
142	Arkansas	Mississippi Valley State	11/25/20	W, 142-62
138	LA D-Fenders	Erie BayHawks	02/06/12	W, 138-107
135	LA D-Fenders	Stockton Kings	11/28/11	W, 135-103
135	Sacramento	Charlotte Bobcats	02/28/07	W, 135-120
135	Golden State	Orlando Magic	11/16/02	W, 135-92
133	Golden State	at Milwaukee Bucks	03/08/03	L, 133-138 (OT)
132	LA D-Fenders	Rio Grande Valley Vipers	12/05/11	W, 132-126
128	Sacramento	Los Angeles Lakers	12/29/06	L, 128-132 (OT)
128	Golden State	Utah Jazz	04/08/03	W, 128-102
127	LA D-Fenders	Canton Charge	01/30/12	W, 127-87
127	Reno	Idaho Stampede	12/01/10	W, 127-117
126	Reno	Rio Grande Valley Vipers	004/20/11	L, 126-134

PLAYER GAME HIGHS:

MOST POINTS:	
at Nevada:	45 Jordan Caroline at New Mexico 01/07/17
	40 Jordan Caroline at Colorado St 02/06/19
	37 D.J. Fenner vs UNLV 02/08/17
	34 Marquenze Coleman at Hawai'i 11/16/15
	33 Caleb Martin at Utah 12/29/18
	32 Marcus Marshall at Wyoming 01/14/17
	32 Marcus Marshall at Washington 12/11/16
	32 Tyron Criswell vs Eastern Washington 03/21/16
	30 4x
at Arkansas:	42 Khalif Battle vs Missouri 02/24/24
	41 Mason Jones vs Tulsa 12/14/19
	40 Mason Jones vs Auburn 02/04/20
	38 Mason Jones vs Miss State 02/15/20
	37 Mason Jones vs Tennessee 02/26/20
	36 Khalif Battle vs Vanderbilt 02/27/24
	36 Mason Jones vs LSU 03/04/20
	35 Tramon Mark vs Texas A&M 01/16/24
	34 Khalif Battle at Kentucky 03/02/24
	34 Tramon Mark vs North Carolina 11/24/23
	34 Mason Jones vs South Carolina 01/29/20
	33 Isaiah Joe at Ole Miss 01/11/20
	33 Isaiah Joe vs Texas Southern 11/19/19
	32 2x LAST Keyon Menifield Jr. vs UNCW 12/30/23
	31 2x LAST Stanley Umude at Georgia 02/02/22
	30 5x LAST JD Notae vs Kentucky 02/26/22
Season Opener: 32 Mason Jones vs Rice 11/05/19	
SEC Opener: 17 Isaiah Joe & Mason Jones vs TX A&M 01/04/20	
SEC Game: 42, Khalif Battle vs Missouri 02/24/20	
SEC Tourney: 28 Moses Moody vs LSU 03/13/20	
NCAA Tourney: 27, Justin Smith vs Colgate 03/19/21	
Bud Walton: 42, Khalif Battle vs Missouri 02/24/20	
Road Game: 34 (2x) LAST Khalif Battle at Kentucky 03/02/24	
Neutral Site: 34, Tramon Mark vs North Carolina 11/24/23	
Ranked Opp: 40 Mason Jones vs Auburn 02/04/20	
Frosh: 28 (4x) Moses Moody (Bama, USC, TX A&M, LSU)	
Soph: 34 Isaiah Joe at Ole Miss 01/11/20	
Junior: 41 Mason Jones vs Tulsa 12/14/19	
Senior+: 42, Khalif Battle vs Missouri 02/24/20	
MOST FIELD GOALS MADE:	
at Nevada:	17 Jordan Caroline at New Mexico 01/07/17
	13 Cody Martin vs Utah State 02/17/18
	12 Jordan Caroline at UNLV 02/25/17
	12 Cameron Oliver vs Eastern Washington 03/21/16
	12 D.J. Fenner v UNLV 02/08/17
at Arkansas:	14 Jimmy Whitt Jr. vs Vanderbilt 01/15/20
	13 Tramon Mark vs North Carolina 11/24/23
	12 Jalen Graham vs Florida 02/18/23
	12 Ricky Council IV vs Troy 11/28/22
	12 Stanley Umude at Georgia 02/02/22
	12 Mason Jones vs Auburn 02/04/20
	12 Mason Jones vs Tulsa 12/14/19
	12 Mason Jones vs Rice 11/05/19
MOST 3-POINTERS MADE:	
at Nevada:	8 Marcus Marshall at UNLV 02/25/17
	7 6x
at Arkansas:	8 Mason Jones at Texas A&M 03/07/20
	7 Isaiah Joe at Ole Miss 01/11/20
	6 6x - LAST: Khalif Battle vs Missouri 02/24/24
MOST FREE THROWS MADE:	
at Nevada:	15 Marcus Marshall vs Boise State 02/22/17
	15 Marquenze Coleman vs UNLV 01/23/16
	15 Marquenze Coleman at Hawai'i 11/16/15
	14 Jordan Caroline vs Rhode Island 11/13/17
	14 Marcus Marshall at Wyoming 01/14/17
at Arkansas:	18 Mason Jones vs Miss State 02/15/20
	17 Khalif Battle at Kentucky 03/02/24
	17 Tramon Mark vs Texas A&M 01/16/24
	16 Moses Moody vs Alabama 02/24/21
	15 Mason Jones vs South Carolina 01/29/20
MOST REBOUNDS:	
at Nevada:	24 Cameron Oliver vs Fresno State 02/1/16
	21 Cameron Oliver at UNLV 02/20/16
	17 Cameron Oliver vs Colorado State 03/04/17
at Arkansas:	17 Trevon Brazile vs Stanford 11/22/23
	17 Justin Smith vs Oral Roberts 12/20/20
	16 Jaylin Williams vs Tennessee 02/19/22
	16 Connor Vanover vs North Texas 11/28/20
	15 Jaylin Williams vs New Mexico St 03/19/22
	15 Jaylin Williams vs West Virginia 01/29/22
	15 Jimmy Whitt Jr. vs LSU 03/04/20
Season Opener: 12 Trevon Brazile vs North Dakota State 11/07/22	
SEC Opener: 6 Mason Jones vs Texas A&M 01/04/20	
SEC Game: 16 Jaylin Williams vs Tennessee 02/19/22	
SEC Tourney: 11 Jaylin Williams vs LSU 03/11/22	
NCAA Tourney: 15 Jaylin Williams vs New Mexico St 03/19/22	
Bud Walton: 17 Justin Smith vs Oral Roberts 12/20/20	
Road Game: 14 Makhi Mitchell at Missouri 01/31/24	
Neutral Site: 17 Trevon Brazile vs Stanford 11/22/23	
Ranked Opp: 16 Jaylin Williams vs #16 Tennessee 02/19/22	
Frosh: 10 (6x) last Jordan Walsh at South Carolina 02/04/23	
Soph: 17 Trevon Brazile vs Stanford 11/22/23	
Junior: 12 Mason Jones vs South Carolina 01/29/20	
Senior+: 17 Justin Smith vs Oral Roberts 12/20/20	

MOST OFFENSIVE REBOUNDS:

at Nevada:	11 AJ West at Pacific 11/21/15
	8 Cameron Oliver vs Fresno State 02/1/16
at Arkansas:	11 Justin Smith vs Oral Roberts 03/27/21
	10 Justin Smith vs Oral Roberts 12/12/20
	8 Trevon Brazile vs Stanford 11/22/23
	7 Trevon Brazile vs Memphis 11/23/23
	6 Au'Diese Toney vs Cincinnati 11/23/21
	6 Justin Smith vs UT Arlington 12/02/20
	6 Reggie Chaney at Missouri 02/08/20

MOST DEFENSIVE REBOUNDS:

at Nevada:	16 Cameron Oliver vs Fresno State 02/1/16
	14 Cameron Oliver vs Colorado State 03/04/17
	14 Cameron Oliver at Wyoming 01/14/17
	13 Cameron Oliver vs Colorado State 03/11/17
	13 Cameron Oliver at Air Force 02/15/17
at Arkansas:	15 Jaylin Williams vs Tennessee 02/19/22
	15 Jaylin Williams vs West Virginia 01/29/22
	14 Makhi Mitchell vs UNCg 12/06/22
	14 Connor Vanover vs North Texas 11/28/20
	14 Jimmy Whitt Jr. vs LSU 03/04/20
	13 Jaylin Williams vs New Mexico St 03/19/22
	13 Jaylin Williams at LSU 01/15/22

MOST ASSISTS:

at Nevada:	11 Cody Martin vs BYU 11/06/18
	11 Cody Martin vs Colorado State 02/25/18
	11 Marquenze Coleman vs Holy Names 10/31/15
	10 Cody Martin vs Little Rock 11/16/18
	10 Cody Martin vs Pacific 11/09/18
	10 Marcus Marshall vs Colorado State 03/04/17
at Arkansas:	11 Jalen Tate vs UCA 12/12/12
	10 Jalen Tate vs Georgia 01/09/21
	9 Mason Jones at Ole Miss 01/11/20
	8 EIGHT TIMES
	LAST Davonte Davis vs Furman 12/04/23

Season Opener: 7 Isaiah Joe vs Rice 11/05/19	
SEC Opener 5 Jalen Harris vs Texas A&M 01/04/20	
SEC Game: 10 Jalen Tate vs Georgia 01/09/21	
SEC Tourney: 6 (2x) LAST Anthony Black vs Auburn 03/09/23	
NCAA Tourney: 6 (2x) LAST JD Notae vs Gonzaga 03/24/22	
Bud Walton: 11 Jalen Tate vs Central Arkansas 12/12/12	
Road Game: 9 Mason Jones at Ole Miss 01/11/20	
Neutral Site: 6 Jalen Tate vs Oral Roberts 03/27/21	
Ranked Opp: 6 (3x) last El Ellis 11/29/23	
Frosh: 8 (3x) Anthony Black vs Ole Miss, at TX A&M and vs UGA	
Soph: 8 Davonte Davis vs Charlotte 12/07/21	
Junior: 9 Mason Jones at Ole Miss 01/11/20	
Senior+: 11 Jalen Tate vs Central Arkansas 12/12/12	

MOST STEALS:

at Nevada:	5 Caleb Martin vs California Baptist 11/19/18
	5 Jordan Caroline at San Diego St 02/12/17
	5 Marquenze Coleman at New Mexico 12/30/15
	4 17x
at Arkansas:	8 JD Notae vs New Mexico St 03/19/22
	7 JD Notae vs Mercer 11/09/21
	7 JD Notae vs Vanderbilt 01/04/22
	6 Jaylin Williams vs Texas A&M 01/22/22
	5 10x: last Anthony Black at Kentucky 02/07/23
Season Opener: 7 JD Notae vs Mercer 11/09/21	
SEC Opener 3 Mason Jones vs Texas A&M 01/04/20	
SEC Game: 7 JD Notae vs Vanderbilt 01/04/21	
SEC Tourney: 4 JD Notae vs LSU 03/11/22 & Davis vs LSU 03/13/20	
NCAA Tourney: 8 JD Notae vs New Mexico St 03/01/22	
Bud Walton: 7 JD Notae vs Mercer 11/09/21	
Road Game: 5 (2x) last JD Notae at South Carolina	
Neutral Site: 8 JD Notae vs New Mexico St 03/19/22	
Ranked Opp: 4 Desi Sills vs Auburn 02/04/20	
Frosh: 5 (2x) Anthony Black vs Ole Miss 01/21/23 / at UK 02/07/23	
Soph: 6 Jaylin Williams vs Texas A&M 01/22/22	
Junior: 5 (5x) Last Davonte Davis vs Bradley 12/17/22	
Senior+: 8 JD Notae vs New Mexico St 03/01/22	

MOST BLOCKED SHOTS:

at Nevada:	6 Cameron Oliver vs Morehead State 04/01/16
	5 7x
at Arkansas:	7 Makhel Mitchell vs Texas A&M 01/31/23
	6 Chandler Lawson vs Duke (11/29/23)
	6 Connor Vanover vs North Texas 11/28/200
	5 SEVEN TIMES
	Last: Chandler Lawson vs Stanford 11/22/23
Season Opener: 3 Connor Vanover vs Miss Valley 11/25/20	
SEC Opener: 3 Jaylin Williams at Mississippi State 12/29/21	
SEC Game: 7 Makhel Mitchell vs Texas A&M 01/31/23	
SEC Tourney: 4 (4x) Last Trevon Brazile vs Vanderbilt 03/13/23	
NCAA Tourney: 3 Moses Moody vs Oral Roberts 03/27/21	
Bud Walton: 6 (2x) last Chandler Lawson vs Duke (11/29/23)	
Road Game: 5 (2x) last Makhel Mitchell at Kentucky 02/07/23	
Neutral Site: 5 (2x) last Chandler Lawson vs Stanford 11/22/23	
Ranked Opp: 6 Chandler Lawson vs Duke (11/29/23)	
Frosh: 4 Jaylin Williams vs LSU 02/27/21	
Soph: 6 Connor Vanover vs North Texas 11/28/20	
Junior: 3 (4x) last Tramon Mark vs LSU 03/06/24	
Senior+: 7 Makhel Mitchell vs Texas A&M 01/31/23	

MOST POINTS:		
at Nevada:	119 vs Fresno State 12/09/15 110 vs UMass 11/23/18 108 vs Holy Names 11/30/15 105 at New Mexico 01/07/17 104 vs UNLV 02/08/17 103 at Wyoming 01/24/18 102 vs Fresno State 01/31/18 101 at UNLV 02/28/18 100 vs Colorado State 01/23/19	W, 119-70 W, 110-87 W, 108-57 W, 105-104 (OT) W, 104-77 L, 103-104 (20T) W, 102-92 W, 101-75 W, 100-60
at Arkansas:	142 vs Mississippi Valley 11/25/20 106 vs UNCW 12/30/23 102 at Kentucky 03/02/24 101 at South Carolina 03/02/21 100 vs Central Arkansas 12/12/12	W, 142-62 W, 106-90 L, 111-102 W, 101-73 W, 100-75
MOST FIELD GOALS MADE:		
at Nevada:	40 vs UMass 11/23/18 40 vs Fresno State 12/09/15 40 vs Holy Names 11/30/15 38 vs San Jose State 0/09/19 38 vs UNLV 02/08/17	
at Arkansas	48 vs Mississippi Valley 11/25/20 40 at Georgia 02/02/22 40 vs Central Arkansas 12/01/21 40 vs Central Arkansas 12/12/20	
MOST FIELD GOALS ATTEMPTED:		
at Nevada:	80 at UNLV 02/20/16 77 vs Colorado State 02/25/18 75 at New Mexico 01/07/17 74 3x last vs Wyoming 01/03/18	
at Arkansas	86 vs Mississippi Valley 11/25/20 77 vs Oral Roberts 12/20/20 76 vs Stanford 11/22/23 76 at LSU 01/13/21 76 vs Central Arkansas 12/12/20	
BEST FIELD GOAL PERCENTAGE:		
at Nevada:	.615 (40-65) vs UMass 11/23/18 .597 (40-67) vs Fresno State 12/09/15 .597 (40-67) vs Holy Names 11/30/15 .593 (32-54) at Utah State 02/17/18 .589 (33-56) vs Fresno State 01/31/18	
at Arkansas:	.638 (37-58) vs Georgia 02/21/23 .627 (32-51) at Kentucky 02/07/23 .627 (37-59) vs San Jose State 12/03/22 .608 (31-51) vs LSU 03/06/24 .607 (37-61) vs Furman 01/24/23 .593 (35-59) vs Oklahoma 12/12/22	
MOST 3-POINT FIELD GOALS MADE:		
at Nevada:	17 at Pacific 11/18/17 15 vs Pacific 11/09/18 15 at Air Force 01/06/18 15 at Santa Clara 11/15/17 15 at New Mexico 01/07/17	
at Arkansas	20 vs Mississippi Valley 11/25/20 15 at Georgia 02/02/22 15 at South Carolina 03/02/21 14 at Texas A&M 03/07/20 13 vs Gardner-Webb 11/13/21	
MOST 3-POINT FIELD GOALS ATTEMPTED:		
at Nevada:	39 vs South Dakota State 12/15/18 37 at Fesno State 01/12/19 37 vs San Jose State 02/21/18 34 vs San Jose State 01/09/19 34 at Pacific 11/18/17	
at Arkansas	40 vs Mississippi Valley 11/25/20 34 vs Lipscomb 12/05/20 33 at South Carolina 03/02/21 33 vs Southern 12/09/20 32 at Texas A&M 03/07/20	
BEST 3-POINT FIELD GOAL PERCENTAGE:		
at Nevada:	.600 (6-10) vs Morehead State 03/30/16 .588 (10-17) at Fresno State 12/27/17 .579 (11-19) vs Southern Illinois 12/22/17 .550 (11/20) vs Oakland 11/23/16	
at Arkansas	.667 (4-6) at Missouri 01/31/24 .667 (6-9) vs TCU 01/25/20 .615 (8-13) vs San Jose State 12/03/22 .571 (12-21) vs Georgia 01/09/21 .550 (11-20) vs Georgia 02/21/23	
MOST FREE THROWS MADE:		
at Nevada:	39 vs Morehead State 04/01/16 36 vs Rhode Island 11/13/17 35 vs Tulsa 11/22/18 31 at Wyoming 01/14/17	
at Arkansas	36 vs LSU 03/04/20 31 vs Texas A&M 01/16/24 33 vs UNCW 12/30/23 29 vs Elon 12/21/21 28 4x LAST vs Missouri 02/24/24	

at Nevada:	45	vs Morehead State 04/01/16
	44	vs Rhode Island 11/13/17
	43	at Pacific 11/21/15
	42	vs Tulsa 11/22/18
at Arkansas	54	vs LSU 03/04/20
	43	vs UNCW 12/30/23
	43	vs Alabama 02/24/21
	40	vs Texas A&M 01/16/24
	40	vs South Carolina 01/29/20
BEST FREE THROW PERCENTAGE:		
at Nevada:	.929 (13-14)	vs Loyola-Chicago 03/22/18
	.929 (13-14)	at Cal State Fullerton 11/28/15
	.900 (18-20)	at Pacific 11/18/17
at Arkansas	1.000 (11-11)	vs Duke 03/26/22
	.964 (27-28)	at Kentucky 03/02/24
	.944 (17-18)	vs Oklahoma 12/11/21
	.944 (17-18)	at LSU 01/08/20
	.929 (13-14)	vs Mississippi State 02/02/21
	.923 (12-13)	at South Carolina 03/02/21
MOST REBOUNDS:		
at Nevada:	61	at Pacific 11/21/15
	60	vs Fresno Pacific 12/09/15
	57	vs Fresno State 02/13/16
	53	at UNLV 02/20/16
	50	vs San Jose State 12/28/16
at Arkansas	58	Oral Roberts 12/20/20
	58	vs Mississippi Valley 11/25/20
	54	vs Lipscomb 12/05/20
	52	vs Stanford 11/22/23
MOST OFFENSIVE REBOUNDS:		
at Nevada:	25	at Pacific 11/21/15
	19	vs Fresno Pacific 12/09/15
	19	vs Fresno State 02/13/16
	19	vs Florida 03/21/19
at Arkansas	24	vs Oral Roberts 12/20/20
	21	vs Stanford 11/22/23
	21	at Alabama 02/12/22
	20	at Texas A&M 01/08/22
	20	vs Mississippi Valley 11/25/20
MOST DEFENSIVE REBOUNDS:		
at Nevada:	43	vs Fresno State 02/13/16
	42	vs San Jose State 12/28/16
	41	vs Fresno Pacific 12/09/15
	40	vs Little Rock 11/16/18
at Arkansas	44	vs Lipscomb 12/05/20
	39	vs Gardner-Webb 11/10/23
	39	vs UNCg 12/06/22
	38	vs Mississippi Valley 11/25/20
	36	vs LSU 02/27/21
	36	vs Valparaiso 12/21/19
MOST ASSISTS:		
at Nevada:	29	vs Holy Names 11/30/15
	27	at Santa Clara 11/15/17
	25	vs Illinois State 11/29/17
	25	at New Mexico 01/07/17
	24	vs UC Davis 12/19/17
at Arkansas	26	vs Georgia 02/21/23
	26	vs Central Arkansas 12/12/20
	26	vs Mississippi Valley 11/25/20
	23	at Georgia 02/02/22
	23	vs Gardner-Webb 11/13/21
	22	vs San Jose State 12/03/22
	22	vs Central Arkansas 12/01/21
	22	at Vanderbilt 01/23/21
MOST STEALS:		
at Nevada:	15	vs San Jose State 01/09/19
	15	vs Utah State 01/02/19
	13	at New Mexico 12/30/15
	12	vs New Mexico 01/28/17
at Arkansas	16	vs Bradley 12/17/22
	16	vs Central Arkansas 12/01/21
	15	vs UNC Asheville 12/21/22
	15	at Georgia Tech 11/25/19
	14	vs South Dakota State 11/16/22
	14	vs Texas A&M 01/22/22
	14	vs Auburn 02/04/20
	14	vs Rice 11/05/19
MOST BLOCKED SHOTS:		
at Nevada:	11	at Oregon State 12/05/15
	10	at Wyoming 01/20/16
	10	vs Holy Names 11/30/15
	9	vs UNLV 03/08/18
	9	at New Mexico 01/07/17
at Arkansas	15	vs Gardner-Webb 11/10/23
	13	vs Texas A&M 01/31/23
	11	vs Texas A&M 03/10/23
	11	vs Alabama 02/24/21
	10	vs LSU 03/06/24
	10	vs Furman 12/04/23
	10	vs Duke 11/29/23
	10	vs Elon 12/21/21
	10	vs Texas Southern 11/19/19

	2015-16	2016-17	2017-18	2018-19	2019-20	2020-21	2021-22	2022-23
A-Turnover Ratio	232 / 9	13 / 1	2 / 1	15 / 1	140 / 4	103 / 2	110 / 4	208 / 11
Assists/Gm	220 / 9	32 / 1	27 / 2	75 / 3	226 / 10	80 / 4	116 / 7	192 / 8
Blocks/Gm	7 / 1	64 / 3	74 / 2	100 / 2	84 / 9	17 / 4	71 / 8	14 / 4
FG Pct	251 / 9	146 / 5	60 / 3	68 / 4	147 / 6	100 / 4	218 / 10	60 / 2
FG Pct Defense	28 / 2	120 / 7	140 / 4	42 / 3	169 / 12	70 / 5	58 / 4	94 / 7
FT Attempts	2 / 1	13 / 1	16 / 2	16 / 1	8 / 2	5 / 1	1 / 1	17 / 3
FT Made	1 / 1	24 / 2	9 / 2	17 / 1	3 / 1	2 / 1	1 / 1	30 / 4
FT Pct	43 / 2	159 / 6	66 / 2	167 / 6	102 / 6	68 / 4	32 / 1	247 / 10
Fouls/Gm	275 / 8	35 / 1	95 / 1	126 / 3	311 / 11	131 / 3	189 / 6	326 / 14
Def Reb/Gm	19 / 1	31 / 2	92 / 6	31 / 2	287 / 12	33 / 2	52 / 3	162 / 5
Off Reb/Gm	76 / 2	132 / 3	255 / 7	205 / 6	325 / 14	44 / 8	107 / 11	149 / 12
Total Rebs/Gm	18 / 1	41 / 1	171 / 6	72 / 4	322 / 14	18 / 2	50 / 5	146 / 10
Reb Margin	4 / 2	72 / 1	232 / 81	97 / 3	342 / 14	56 / 3	89 / 6	110 / 6
Scoring Defense	177 / 5	151 / 6	191 / 6	55 / 1	185 / 9	189 / 8	145 / 9	1113 / 6
Scoring Margin	117 / 5	39 / 1	27 / 1	9 / 1	70 / 4	24 / 1	53 / 5	77 / 5
Scoring Offense	113 / 5	37 / 1	18 / 2	28 / 1	56 / 5	11 / 2	50 / 4	119 / 4
Steals/Gm	98 / 3	262 / 8	174 / 6	172 / 4	41 / 1	48 / 4	72 / 8	28 / 3
3 PT FG Att	176 / 8	37 / 2	29 / 2	51 / 2	115 / 5	26 / 3	105 / 7	340 / 14
3 PT FG/Game	323 / 11	33 / 2	31 / 3	74 / 3	143 / 4	169 / 5	279 / 11	342 / 14
3 PT FG Pct	314 / 11	42 / 1	26 / 2	155 / 6	175 / 5	198 / 7	320 / 11	315 / 12
3 PT FG Defense	59 / 2	18 / 2	20 / 1	113 / 3	1 / 1	174 / 9	125 / 11	40 / 5
Turnover Margin	184 / 5	169 / 7	22 / 2	22 / 1	9 / 1	58 / 2	40 / 4	68 / 4
Turnovers Forced	154 / 5	306 / 10	191 / 6	127 / 3	29 / 1	52 / 7	42 / 5	56 / 3
Turnovers/Gm	208 / 7	26 / 2	4 / 1	13 / 1	47 / 1	151 / 3	133 / 4	212 / 10
W-L Pct	93 / 3	17 / 1	17 / 1	7 / 1	89 / 5	17 / 2	36 / 4	108 / 8
MOST TURNOVERS:								
at Nevada:	21	at Texas Tech 12/05/17						
	20	vs Morehead State 03/30/16						
	20	vs Fresno Pacific 12/09/15						
	20	at San Diego State 03/11/16						
at Arkansas	21	at Missouri 01/18/23						
	21	vs Rice 11/05/19						
	20	vs South Dakota State 11/16/22						
	20	vs Missouri 03/12/21						
	20	at Tennessee 01/06/21						
	20	vs Austin Peay 12/03/19						
MOST FOULS:								
at Nevada:	38	at Wichita State 12/22/15						
	30	at New Mexico 01/07/17						
	30	at New Mexico 12/30/15						
	28	at Utah State 03/02/19						
at Arkansas	33	at Missouri 01/18/23						
	32	at Missouri 02/08/20						

3 PT PCT	.667 (12-18)	at Tennessee 03/05/22
	.600 (6-10)	vs Mississippi State 02/11/23
	.591 (13-22)	vs Oklahoma 12/11/21
	.556 (10-18)	at Vanderbilt 01/14/23
	.538 (14-26)	at Kentucky 02/09/21
FT MADE	34	at Kentucky 03/02/24
	34	at Missouri 02/08/20
	30	at Missouri 01/18/23
	29	at Vanderbilt 01/14/23
FT ATTEMPTS	44	at Missouri 02/08/20
	42	at Kentucky 03/02/24
	40	at Missouri 01/18/23
	39	at Texas A&M 02/20/24
	39	vs Missouri 01/02/21
FT PCT	1.000 (13-13)	at Ole Miss 01/26/22
	1.000 (14-14)	vs Florida 02/16/21
	.962 (25-26)	at Ole Miss 01/11/20
	.950 (19-20)	vs Texas A&M 10/12/22
	.947 (18-19)	vs LSU 03/02/22
REBOUNDS	60	vs Auburn 02/08/22
	53	at LSU 01/08/20
	52	at Missouri 02/08/20
	51	vs Missouri 01/02/21
OFF REB	24	vs Texas A&M 01/31/23
	24	vs Auburn 02/08/22
	23	at LSU 01/08/20
	22	vs LSU 03/02/22
DEF REB	41	vs Missouri 01/02/21
	37	at Georgia Tech 11/25/19
	36	vs Auburn 02/08/22
	35	2x - LAST: vs Auburn 01/06/24
ASSISTS	22	vs UConn 03/23/23
	20	vs South Carolina 01/20/24
	19	at Alabama 03/09/24
	19	at Kentucky 03/02/24
	18	6x LAST vs South Carolina 03/14/24
STEALS	13	at Missouri 01/18/23
	12	vs Auburn 03/09/23
	12	at Mississippi State 12/29/21
	12	at Alabama 01/16/21
	11	2x - LAST: at Tennessee 02/28/23
BLOCKS	9	at Texas A&M 01/08/22
	9	vs Auburn 01/20/21
	9	at Tennessee 01/06/21
	8	at Alabama 03/09/24
	7	3x - LAST: at Auburn 01/07/23
TURNOVERS	30	vs Fordham 11/11/22
	27	vs Bradley 12/17/22
	27	vs Rice 11/05/19
	26	vs Mississippi State 02/02/21
FOULS	35	vs LSU 03/04/20
	33	vs South Carolina 01/29/20
	32	vs Alabama 02/24/21
	31	at Kentucky 02/07/23

ARK TEAM GAME LOWS (w/Muss):

FEWEST PTS	51	at Ole Miss 01/24/24
	51	vs Auburn 01/06/24
	53	vs New Mexico State 03/19/22
	56	at Texas A&M 02/15/23
	57	vs Kentucky 01/27/24
	57	at Tennessee 02/28/23
	57	at LSU 12/28/22
FEWEST FG	14	vs New Mexico State 03/19/22
	15	at Tennessee 02/11/20
	18	vs Auburn 01/06/24
	18	at Tennessee 02/28/23
	18	vs UNCG 12/06/22
	18	vs Tennessee 02/19/22
FEWEST FGA	45	vs North Texas 11/12/19
	46	vs Austin Peay 12/03/19
	48	vs Mississippi State 02/11/23
	49	at Tennessee 02/28/23
	49	at Tennessee 02/11/20
	50	5x LAST vs Oklahoma 12/09/23
LOWEST FG%	.275 (14-51)	vs New Mexico State 03/19/22
	.268 (9-71)	vs Missouri 01/02/21
	.305 (18-59)	vs Tennessee 02/19/22
	.303 (23-76)	vs Stanford 11/22/23
	.306 (15-49)	at Tennessee 02/11/20
FEWEST 3PT FG	0	vs South Carolina 01/18/22
	1	vs Oral Roberts 03/27/21
	2	vs Florida 02/18/23
	2	vs Alabama 01/11/23
	2	at Auburn 01/07/23
	2	vs San Diego State 11/23/22
	2	vs Fordham 11/11/22
	2	vs Mississippi State 02/02/21
FEWEST 3 FGA	6	at Missouri 01/31/24
	9	at Kentucky 02/07/23
	9	vs Oral Roberts 03/27/21
	9	vs TCU 01/25/20
	10	3x LAST at Alabama 02/25/23

LOWEST 3 PT%	.000 (0-11)	vs South Carolina 01/18/22
	.111 (1-9)	vs Oral Roberts 03/27/21
	.125 (2-16)	at Auburn 01/07/23
	.125 (2-16)	vs Fordham 11/11/22
	.118 (2-17)	vs Mississippi State 02/02/21
	.136 (3-22)	vs Kansas State 11/22/21
FEWEST FT	4	vs Lipscomb 12/16/23
	4	at Georgia 02/02/22
	4	at Oklahoma State 01/30/21
	5	at LSU 12/28/22
	6	at Mississippi State 01/22/20
FEWEST FTA	7	at Georgia 02/02/22
	7	at Oklahoma State 01/30/21
	8	vs Lipscomb 12/16/23
	8	at Ole Miss 01/26/22
	8	vs Central Arkansas 12/12/20
LOWEST FT%	.471 (8-17)	vs Southern 12/09/20
	.500 (4-8)	vs Lipscomb 12/16/23
	.500 (7-14)	at Texas A&M 02/15/23
	.500 (5-10)	at LSU 12/28/22
	.500 (13-26)	vs Central Arkansas 12/01/21
	.529 (9-17)	vs Ole Miss 01/21/23
FEWEST REBS	23	vs Missouri 02/22/20
	24	vs North Texas 11/12/19
	24	at LSU 01/08/20
	25	vs Tennessee 02/14/24
	25	vs Oklahoma 12/09/23
	25	vs Duke 03/26/22
	25	at Texas A&M 03/07/20
FEWEST OFF REB	2	vs Missouri 02/22/20
	3	vs Texas A&M 01/16/84
	3	vs New Mexico State 03/19/22
	3	at LSU 01/08/20
	3	at Georgia Tech 11/25/19
	4	6x - LAST vs South Carolina 03/14/24
FEWEST DEF REB	15	vs UConn 03/23/23
	15	at Florida 02/18/20
	16	vs Tennessee 02/14/24
	17	vs Oklahoma 12/10/22
	17	vs Duke 03/26/22
FEWEST ASSISTS	4	vs Illinois 03/16/23
	4	at Texas A&M 02/15/23
	4	vs Troy 11/28/22
	6	vs North Carolina 11/24/23
	6	vs Stanford 11/22/23
	6	at Alabama 02/25/23
	6	at Tennessee 02/11/20
FEWEST STEALS	0	vs Texas Tech 03/21/21
	1	vs Texas A&M 01/16/24
	2	vs Abilene Christian 12/21/23
	2	vs New Mexico State 03/19/22
	2	at Tennessee 01/06/21
	3	at Ole Miss 01/24/24
	3	vs Old Dominion 11/13/23
	3	at Vanderbilt 01/14/23
FEWEST BLOCKS	0	at Alabama 02/12/22
	1	at Kentucky 03/02/24
	1	vs Vanderbilt 02/27/24
	1	vs New Mexico State 03/19/22
	1	vs Texas Tech 03/21/21
	1	vs Georgia 01/09/21
	1	vs Northern Kentucky 11/30/19
	1	vs South Carolina 01/29/20
	1	vs Mississippi State 02/15/20
	1	at Florida 02/18/20
FEWEST TO	4	vs Old Dominion 11/13/23
	5	vs Missouri 02/24/24
	5	vs South Carolina 01/20/24
	5	vs New Mexico State 03/19/22
	5	vs Northern Iowa 11/17/21
	5	vs LSU 03/04/20
FOULS	6	vs Mercer 11/09/21
	10	vs Southern 12/09/20
	12	vs Old Dominion 11/13/23
	12	vs Florida 02/18/23
	12	vs Oklahoma 12/10/22
	12	vs Mississippi Valley 11/25/20

OPP GAME LOWS (w/Muss at ARK):

FEWEST PTS	40	vs LSU 01/24/23
	43	vs Missouri 01/12/22
	43	vs Rice 11/05/19
	43	vs North Texas 11/12/19
	44	vs Southern 12/09/20
FEWEST FG	14	vs LSU 01/24/23
	14	vs Missouri 01/12/22
	15	vs Mississippi State 02/02/21
	15	vs Lipscomb 12/05/20
	16	vs Tennessee 02/19/22
	16	vs Rice 11/05/19
FEWEST FGA	44	vs Louisville 11/21/22
	45	vs Bradley 12/17/22
	45	vs Fordham 11/11/22
	45	vs Texas A&M 01/04/20
	46	at Florida 02/18/20

LOWEST FG%	.254 (15-59)	vs Lipscomb 12/05/20
	.259 (14-54)	vs LSU 01/24/23
	.271 (16-59)	vs Tennessee 02/19/22
	.286 (18-63)	vs Southern 12/09/20
	.286 (16-56)	vs Rice 11/05/19
FEWEST 3PT FG	1	vs Texas A&M 03/10/23
	1	vs LSU 01/24/23
	1	vs Ole Miss 01/27/21
	1	vs Southern 12/09/20
	2	9x - LAST: vs UNC Asheville 12/21/22
FEWEST 3 FGA	7	vs Mississippi State 02/15/20
	9	vs Alcorn State 11/06/023
	9	vs LSU 01/24/23
	10	vs Texas A&M 03/10/23
	10	vs Duke 03/26/22
LOWEST 3 PT%	.063 (1-16)	vs Ole Miss 01/27/21
	.077 (1-13)	vs Southern 12/09/20
	.080 (2-25)	vs Rice 11/05/19
	.100 (1-10)	vs Texas A&M 03/10/23
	.111 (1-9)	vs LSU 01/24/23
	.111 (2-18)	vs San Diego State 11/23/22
	.118 (2-17)	vs North Texas 11/12/19
FEWEST FT	3	vs Alabama 02/24/21
	3	vs Mississippi Valley 11/25/20
	4	vs Old Dominion 11/13/23
	5	vs Elon 12/21/21
	6	5x LAST vs Ole Miss 01/21/23
FEWEST FTA	3	vs Alabama 02/24/21
	5	vs Old Dominion 11/13/23
	6	vs Mississippi Valley 11/25/20
	9	vs Lipscomb 12/16/23
	9	vs Elon 12/21/21
	9	vs Oklahoma 12/10/22
LOWEST FT%	.375 (3-8)	vs Alabama 02/24/21
	.462 (6-13)	vs Ole Miss 01/21/23
	.467 (7-15)	vs Central Arkansas 12/01/21
	.471 (8-17)	vs Auburn 02/08/22
	.500 (6-12)	at LSU 12/28/22
	.500 (9-18)	vs UNC Asheville 12/21/22
	.500 (12-24)	vs South Carolina 01/18/22
	.500 (6-12)	vs LSU 02/27/21
	.500 (9-18)	at Indiana 12/29/19
FEWEST REBS	19	vs Auburn 03/09/23
	21	vs Charlotte 12/01/21
	22	vs Mercer 11/09/21
	23	at Missouri 01/18/23
	23	vs Missouri 01/04/23
	25	vs Florida 02/18/23
FEWEST OFF REBS	4	vs Charlotte 12/01/21
	4	vs Mercer 11/09/21
	4	vs Mississippi State 02/15/20
	4	vs Vanderbilt 01/15/20
	5	8x - LAST: at LSU 02/03/24
FEWEST DEF REBS	13	vs Auburn 03/09/23
	14	vs Missouri 01/04/23
	15	at Missouri 01/31/24
	16	at Missouri 01/18/23
	17	vs Florida 02/18/23
	17	vs Charlotte 12/01/21
FEWEST ASSISTS	4	vs Louisville 11/21/22
	5	vs Texas A&M 01/16/24
	5	at Baylor 01/28/23
	5	vs Southern 12/09/20
	6	6x - LAST: vs Missouri 02/24/24
FEWEST STEALS	0	vs Vanderbilt 01/15/20
	1	vs South Carolina 01/20/24
	1	vs Vermont 03/19/22
	1	vs Cincinnati 11/23/21
	1	at Kentucky 02/09/21
	1	at LSU 01/08/20
FEWEST BLKS	0	vs South Carolina 03/14/24
	0	vs LSU 03/06/24
	0	vs North Carolina 11/24/23
	0	vs Stanford 11/22/23
	0	vs Gardner-Webb 11/10/23
	0	vs Fordham 11/11/22
	0	vs Hofstra 12/18/21
	0	vs Georgia 01/09/21
	0	Southern 12/09/20
	0	vs North Texas 11/12/19
	0	vs Austin Peay 12/03/19
	1	20x LAST: vs South Carolina 01/20/24
FEWEST TO	2	vs Texas A&M 01/16/24
	5	at Tennessee 01/06/21
	6	vs Vermont 03/19/22
	7	vs Lipscomb 12/05/20
	8	6x LAST vs Missouri 02/24/24
FEWEST FOULS	12	at Tennessee 01/06/21
	12	vs Central Arkansas 12/12/20
	13	vs Lipscomb 12/16/23
	14	6x - LAST: at Georgia 02/02/22

RANKING SEC HOOPS COACHES

GOING INTO THE 2023-24 SEASON

1. ERIC MUSSELMAN
2. JOHN CALIPARI
3. RICK BARNES
4. NATE OATS
5. CHRIS BEARD
6. BRUCE PEARL
7. BUZZ WILLIAMS
8. CHRIS JANS
9. DENNIS GATES
10. JERRY STACKHOUSE
11. TODD GOLDEN
12. MIKE WHITE
13. MATT MCMAHON
14. LAMONT PARIS

COLLEGE BASKETBALL REPORT

MUSSELMAN MILESTONE COLLEGIATE WINS

OVERALL

1	11/13/15	vs Coastal Carolina (Honolulu, Hawaii)	73-56
100	01/24/19	Colorado State (Reno, Nev.)	100-60
200	02/07/23	at Kentucky (Lexington, Ky.)	88-73

AT ARKANSAS

1	11/05/19	Rice (Fayetteville, Ark.)	91-43
50	11/23/21	vs Cincinnati (Kansas City, Mo.)	73-67
100	11/29/23	vs #7 Duke (Fayetteville, Ark.)	80-75

MUSSELMAN PLAYERS OF NOTE

CODY MARTIN

NEVADA

- Charlotte Hornets (Free Agent) • 2019-pres.
- 2x All-Mountain West (2018 and 2019)

CALEB MARTIN

NEVADA

- Hornets (2019 2nd Rd / 36th pick) • Heat 2021-pres.
- 2x First Team All-America (2018 and 2019)

JORDAN CAROLINE

NEVADA

- 3x First Team All-Mountain West (2018 and 2019)

CAM OLIVER

NEVADA

- Rockets (2021 Free Agent)
- Led Australian NBL in rebounding in 2020

JALEN HARRIS

NEVADA

- Toronto Raptors (2nd Rd / 59th pick) • 2020

ISAIAH JOE

ARKANSAS

- 76ers (2nd Rd • 49th pick) 2020-22; Thunder 2022-pres.

MASON JONES

ARKANSAS

- Rockets, 76ers, Lakers & Kings (2021 Free Agent)
- 2020 All-American & 2020 SEC Player of the Year

MOSES MOODY

ARKANSAS

- Golden State Warriors (1st Rd •14th pick) • 2021
- 1st "one-and-done" in Arkansas history
- 2021 All-American & 2021 SEC Freshman of the Year

JD NOTAE

ARKANSAS

- 2021 6th Man of the Year • Bleacher Report's National & SEC
- 2022 All-American and consensus 1st team All-SEC

STANLEY UMUDE

ARKANSAS

- Detroit Pistons (2023 free agent)

JAYLIN WILLIAMS

ARKANSAS

- OKC Thunder (2nd Rd • 34th pick)
- 1st team All-SEC / Defensive All-SEC

ANTHONY BLACK

ARKANSAS

- Orlando Magic (1st Rd • 6th pick)
- 2nd team All-SEC / SEC All-Freshman Team

NICK SMITH JR.

ARKANSAS

- Charlotte Hornets (1st Rd • 27th pick)

JORDAN WALSH

ARKANSAS

- Boston Celtics (2nd Rd • 38th pick)

RICKY COUNCIL IV

ARKANSAS

- Philadelphia 76ers (free agent)
- 2nd team All-SEC

IN HIS FIRST EIGHT YEARS AS A COLLEGIATE HEAD COACH

- » Twice led the NCAA in FT Made (2016 & 2022)
- » Led the NCAA in FT Attempts (2022)
- » Led the NCAA in 3-pt FG Pct Defense (2020)
- » Ranked 1st (4x) or 2nd (3x) seven times in the league in FT Made
- » Ranked 1st (5x) or 2nd (2x) seven times in the league in FT Attempts
- » 8x - Ranked among NCAA top 25 in FT Atts AND 7x in FT Made
- » 4x - Led the league in Scoring Margin (2017, '18, '19, '21)
- » 4x - Led the league in Fewest Turnovers (2017, '18, '19, '20)
- » 3x - Led the league in Overall W-L Percentage (2017, '18, '19)
- » 3x - Led the league in Assist-To-TO Ratio (2017, '18, '19)
- » 3x - In NCAA top 20 in 3PTFG% Defense (2017, '18, '20)

OTHER TEAM HIGHLIGHTS

- » 2nd in the NCAA in Assist-To-TO Ratio (2018)
- » 2nd in the NCAA in Total Rebounds (2016)
- » 2nd in the NCAA in Free Throws Made (2021)
- » 3rd in the NCAA in Total Blocked Shots (2016)
- » 4th in the NCAA in Rebound Margin (2016)
- » 4th in the NCAA in Fewest TO Per Gm (2018)

PLAYER HIGHLIGHTS

- » 10 Players in the NBA in 8 yrs as college coach
- » 4x - Players led his league in 3-PT FG Made
- » 3x - Player led his league in points scored
- » 4 All-Americans (Caleb Martin 2x, Mason Jones, Moses Moody, JD Notae)
- » 21 All-Conference Honors
- » 7 All-Defensive Team Honors
- » 3 Conference Newcomers of the Year
- » 3 Conference 6th Man Award
- » 2 Conference Players of the Year
- » 2 Conference Freshman of the Year
- » 1 Conference Defensive Player of the Year

MUSSELMAN RECORD • POINTS SCORED

Scoring Below 50 Points:	0-0
- At Arkansas	0-0
Home:	0-0
Away:	0-0
Neutral:	0-0
Scoring 50-59 Points:	1-16
- At Arkansas:	1-8
Home:	0-3
Away:	0-11
Neutral:	1-2
Scoring 60-69 Points:	25-31
- At Arkansas	18-20
Home:	14-8
Away:	6-14
Neutral:	5-9
Scoring 70-79 Points:	78-30
- At Arkansas	40-19
Home:	43-7
Away:	16-15
Neutral:	19-8
Scoring 80-89 Points:	72-10
- At Arkansas	30-8
Home:	44-1
Away:	17-6
Neutral:	11-3
Scoring 90-99 Points:	32-1
- At Arkansas	17-0
Home:	20-0
Away:	10-1
Neutral:	2-0
Scoring 100 or More Points:	12-2
- At Arkansas	4-1
Home:	8-0
Away:	3-2
Neutral:	1-0

BEST WINNING PERCENTAGE

active NCAA Division I head coaches
(min 5 yrs • Division I wins - Thru 2023-24)

1	Mark Few, Gonzaga	715-143	.833	25 yrs
2	Bill Self, Kansas	795-248	.762	31 yrs
3	John Calipari, Kentucky	813-261	.757	32 yrs
4	Brian Dutcher, San Diego St.	177-58	.753	7 yrs
5	Darian DeVries, Drake	150-55	.732	6 yrs
6	Chris Jans, Mississippi State	185-71	.723	8 yrs
7	Tony Bennett, Virginia	433-169	.719	18 yrs
8	Thad Matta, Butler	471-187	.716	19 yrs
9	Bruce Pearl, Auburn	662-264	.715	29 yrs
10	Randy Bennett, Saint Mary's	533-216	.712	23 yrs
11	Rick Pitino, St. John's	731-303	.707	36 yrs
12	Tom Izzo, Michigan State	707-295	.706	29 yrs
13	ERIC MUSSELMAN, ARKANSAS	221-93	.704	9 yrs
14	Grant McCasland, Texas Tech	234-100	.701	10 yrs
15	Chris Beard, Ole Miss	257-110	.700	12 yrs



MUSSELMAN RECORD • POINTS ALLOWED

Opponent Scores Below 50 Points:	12-0
- At Arkansas	10-0
Home:	10-0
Away:	1-0
Neutral:	1-0
Opponent Scores 50-59 Points:	40-1
- At Arkansas	22-0
Home:	28-1
Away:	9-0
Neutral:	3-0
Opponent Scores 60-69 Points:	78-12
- At Arkansas	34-6
Home:	47-1
Away:	13-6
Neutral:	18-5
Opponent Scores 70-79 Points:	66-32
- At Arkansas	34-22
Home:	35-9
Away:	18-18
Neutral:	13-5
Opponent Scores 80-89 Points:	22-30
- At Arkansas	9-20
Home:	9-7
Away:	9-14
Neutral:	4-9
Opponent Scores 90-99 Points:	3-12
- At Arkansas	2-9
Home:	3-3
Away:	0-7
Neutral:	0-2
Opponent Scores 100 or More Points:	1-3
- At Arkansas	0-1
Home:	0-0
Away:	1-3
Neutral:	0-0

KHALIF BATTLE

G • 6-5 • 185 • Grad. Sr. (2) || Hillside, N.J. (Trenton Catholic / Temple)

@khalifbattle24
@khalifmalikbattle

FULL BIO/STATS

Pronounced: KAY-lif

Including 2023-24, has TWO years of collegiate eligibility ... Graduated from Temple (Summer '23) - Adult & Organizational Development ... Pursuing a second undergraduate degree from Arkansas in Food, Health & Nutrition ... Born on June 24, 2000, in Hillside, N.J. ... Son of Gary & Daniella Battle ... Brother: Tyus played at Syracuse. Sister: GiGi

IN THE RANKINGS	No.	SEC	NCAA
FT Made	186	2nd	17th
FT Att	213	2nd	33rd
FT%	.873	5th	45th
Points	14.8	16th	--

CAREER DOUBLE-DOUBLES (3)

SOPHOMORE (at Temple)	(3)
01/26/21 • TULSA	22 pts 11 reb
02/21/21 • SOUTH FLORIDA	32 pts 10 reb
03/11/21 • vs South Florida	18 pts 10 reb

- **NAMED THE SEC PLAYER OF THE WEEK (FEB. 26)** ... Helped the Razorbacks go 2-0 thanks. Battle had a **career-high 42-point performance versus Missouri** and scored 15 points in the win at Texas A&M. For the week, Battle averaged 28.5 points, 5.0 rebounds and was 23-of-24 from the free throw line.
- **7th on the UA single-season list for FT made at 186** ... **IN SEC GAMES**, his 96 FT makes ranks 3rd in UA history and his 88.9 FT% is 6th
- **Led the team in scoring a team-best 14 times**
- **In 13 starts, scored double-figures 11 times, including 9-straight to end the season (Last 9, averaged 26.7 pts and was 100-of-109 (91.7%) at the line)**

2023-24 HIGHLIGHTS

- **ALCORN**: Led the team in scoring with 21 points (5-of-9 FG • 3-of-6 3PT • 8-of-9 FT) and tied for the team lead at +23.
- **GWU**: Once again, led the team in scoring with 21 points (5-of-9 FG • 3-of-4 3PT • 8-of-10 FT).
- **MEMPHIS**: Led the team with 21 points, making 3-of-4 3-pointers and going 8-of-11 at the line.
- **DUKE**: Led the team with 21 points ... Added five rebounds and five assists ... Scored 15 of his 21 in the second half including 13 during a 16-3 run.
- **FURMAN**: **Reached 1,000 career points**, making his first shot attempt – a 3-pointer at 16:07 in the first half ... Led the team in scoring with a season-high 25 points, making season highs in FG (7) and 3's (4) ... Scored 20 in the second half (5-of-8 FG; 3-of-5 3PT; 7-of-8 FT).
- **OKLAHOMA**: Led the team with 13 points, going 8-of-8 from the free throw line.
- **ACU**: Scored 18 points ... Had 14 second-half points, making 3-of-4 from deep, as Arkansas erased a seven-point halftime deficit ... Was +17 for the game.
- **@ OLE MISS**: Led the team with 11 points and tied for the team lead with four rebounds ... Added two assists.
- **@ MISS STATE**: Scored an **SEC best 18 points**, going 7-of-13 from the field and 4-of-6 at the line ... The 7 field goals made and 13 attempts not only were SEC bests, but tied his overall season bests as well ... Played 34:09.
- **SEC PLAYER OF THE WEEK**: averaged 28.5 points, 5.0 rebounds and was 23-of-24 from the free throw line ... **@ TEXAS A&M**: Was just 3-of-15 from the field but scored 15 points, going 9-of-10 at the line ... The 9 makes were a then season-high and the 10 attempts were a then SEC best ... Added two steals, tying a season high, and played a season-high 35:12 minutes ... Scored 10 of his 15 points in the first half ... Went 5-of-6 at the line inside the final 1:15 to secure the win ... **MIZZOU**: Scored a **career-high 42 points (the most by an SEC player this season, 2nd-most my a Hog in an SEC game and seventh-most by a Razorback all time ...** Was 14-of-14 at the free throw line, the best effort in a league game ever by a Razorback ... **Set career highs with 11 field goals made, 14 free throws made and 14 free throws attempted while tying a career-high with six 3-pointers made** ... In the second half, scored 19 in a 24-10 run to put the Hogs up 11. In the run, he had back-to-back 3's to turn a 1-point Arkansas lead into a 7-point lead and capped the run with a 4-point play.
- **VANDY**: Led the team in points (36), rebounds (6), assists (3) and steals (3) ... Went 9-of-17 from the field and 4-of-10 from 3-point ... For the second-straight game hit a then career-high 14 free throws (on career-high 17 attempts) and with six rebounds ... Added a **season-high three steals** and tied an SEC high with three assists ... Played all 20 minutes of the second half, scoring 21 points (6-10 FG, 4-7 3PT, 5-5 FT) with all three of his assists ... With Arkansas down 16 with 5:54 left, scored 11 in a 27-13 run to trim the deficit to one.
- **@ KENTUCKY**: Led the team in points (34) and rebounds (8) ... Had **career highs for free throws made (17) and attempts (18)** ... The eight boards were a season high and he played a then season-high 39:21.
- **LSU**: Led the team with 29 points - 19 in the second half - with a **career-high three blocked shots**
- **@ ALABAMA**: Led the team in both points (22) and rebounds (7) ... Was 11-of-11 at the line.
- **vs VANDY**: Scored a team-best 24 points (13-of-14 FT) with six rebounds ... Tied for team-high honors with three assists and two steals ... Had 21 of his 24 points after halftime ... Scored 14 points in the second half and seven of the team's 12 points in overtime, including a layup with 18 seconds left to seal the win ... Played a career-high 40:24.
- **vs SOUTH CAROLINA**: Led the team in both points (20) and rebounds (7) ... Played all 40 minutes.

KHALIF BATTLE 2023-24 GAME STATS

Opponent	Date	GS	Min	FG	FGA	Pct	3FG	3A	Pct	FT	FTA	Pct	O	D	Tot	Avg	PF	FO	A	TO	Blk	Stl	Pts	Avg
ALCORN	11/06/23	19	5	9	.556	3	6	.500	8	9	.889	1	2	3	3.0	3	0	2	3	0	0	0	21	21.0
GARDNER-WEBB	11/10/23	25	5	9	.556	3	4	.750	8	10	.800	0	4	4	3.5	1	0	1	0	0	0	0	21	21.0
OLD DOMINION	11/13/23	20	3	6	.500	2	3	.667	5	6	.833	0	2	2	3.0	2	0	1	1	0	0	0	13	18.3
UNC GREENSBORO	11/17/23	34	2	10	.200	1	6	.167	6	8	.750	0	6	6	3.8	3	0	2	2	0	0	0	11	16.5
vs Stanford	11/22/23	31	2	11	.182	1	4	.250	4	4	1.000	0	1	1	3.2	5	1	0	1	0	1	1	9	15.0
vs Memphis	11/23/23	30	5	8	.625	3	4	.750	8	11	.727	0	2	2	3.0	5	1	0	4	0	1	1	21	16.0
vs North Carolina	11/24/23	18	3	7	.429	0	3	.000	3	3	1.000	0	4	4	3.1	4	0	1	1	0	0	0	9	15.0
DUKE	11/29/23	31	5	13	.385	3	8	.375	8	11	.727	0	5	5	3.4	4	0	5	2	0	0	0	21	15.8
FURMAN	12/04/23	24	7	11	.636	4	7	.571	7	8	.875	0	1	1	3.1	3	0	1	0	0	1	1	25	16.8
vs Oklahoma	12/09/23	28	2	10	.200	1	4	.250	8	8	1.000	0	2	2	3.0	1	0	1	2	0	1	1	13	16.4
vs Lipscomb	12/16/23	11	1	5	.200	0	2	.000	0	0	.000	0	2	2	2.9	2	0	0	1	0	0	0	2	15.1
ABILENE CHRISTIAN	12/21/23	27	5	8	.625	3	4	.750	5	6	.833	0	4	4	3.0	3	0	0	3	0	1	1	18	15.3
UNCW	12/30/23	7	0	5	.000	0	2	.000	2	2	1.000	0	1	1	2.8	0	0	0	1	0	0	1	2	14.3
AUBURN	01/06/24	17	1	4	.250	0	1	.000	2	4	.500	0	2	2	2.8	1	0	0	1	1	0	0	4	13.6
at Georgia	01/10/24	24	1	8	.125	1	4	.250	0	0	.000	0	1	1	2.7	3	0	3	1	0	1	1	3	12.9
at Florida	01/13/24	2	0	2	.000	0	1	.000	0	0	.000	0	1	1	2.6	1	0	0	0	0	0	0	0	12.1
TEXAS A&M	01/16/24	DNP																						
SOUTH CAROLINA	01/20/24	5	1	3	.333	1	2	.500	0	0	.000	0	0	0	2.4	0	0	0	0	0	0	0	3	11.5
at Ole Miss	01/24/24	* 27	2	9	.222	1	5	.200	6	7	.857	1	3	4	2.5	1	0	2	1	1	0	0	11	11.5
KENTUCKY	01/27/24	* 34	3	10	.300	2	6	.333	3	4	.750	1	4	5	2.6	2	0	2	1	1	1	1	11	11.5
at Missouri	01/31/24	* 15	2	6	.333	2	2	1.000	0	0	.000	0	3	3	2.7	3	0	2	1	0	2	6	11.2	
at LSU	02/03/24	* 9	0	3	.000	0	2	.000	0	0	.000	0	1	1	2.6	0	0	0	0	0	1	0	0	10.7
GEORGIA	02/10/24	3	0	1	.000	0	1	.000	0	0	.000	0	0	0	2.5	1	0	0	0	0	0	0	0	10.2
TENNESSEE	02/14/24	15	2	5	.400	1	3	.333	3	3	1.000	0	1	1	2.4	2	0	1	0	0	2	8	10.1	
at Mississippi St.	02/17/24	* 34	7	13	.538	0	4	.000	4	6	.667	0	2	2	2.4	5	1	2	0	0	0	0	18	10.4
at Texas A&M	02/20/24	* 35	3	15	.200	0	3	.000	9	10	.900	1	3	4	2.4	4	0	2	1	0	2	15	10.6	
MISSOURI	02/24/24	* 38	11	15	.733	6	10	.600	14	14	1.000	0	6	6	2.6	0	0	1	0	0	1	42	11.8	
VANDERBILT	02/27/24	* 39	9	17	.529	4	10	.400	14	17	.824	1	5	6	2.7	3	0	3	6	0	3	36	12.7	
at Kentucky	03/02/24	* 39	8	16	.500	1	4	.250	17	18	.944	2	6	8	2.9	4	0	1	0	0	2	34	13.5	
LSU	03/06/24	* 34	7	14	.500	2	6	.333	13	14	.929	0	4	4	2.9	2	0	2	3	3	1	29	14.0	
at Alabama	03/09/24	* 37	5	16	.313	1	6	.167	11	11	1.000	0	7	7	3.1	2	0	1	6	1	1	1	22	14.3
vs Vanderbilt	03/13/24	* 40	5	12	.417	1	5	.200	13	14	.929	1	5	6	3.2	1	0	3	4	0	2	24	14.6	
vs South Carolina	03/14/24	* 40	7	12	.583	1	4	.250	5	5	1.000	0	7	7	3.3	2	0	2	3	1	1	20	14.8	
Totals		13	792	119	293	.406	48	136	.353	186	213	.873	8	97	105	3.3	73	3	42	48	8	26	472	14.8

KHALIF BATTLE CAREER STATISTICS

Year	GP	GS	Min	Avg	FG	FGA	Pct	3FG	3FGA	Pct	FT	FTA	Pct	Off	Def	Tot	Avg	PF	FO	Ast	TO	Blk	Stl	Pts	Avg
2019-20 (Butler)	24	0	262	10.9	25	75	.333	13	43	.302	9	14	.643	0	25	25	1.0	32	0	13	18	0	10	72	3.0
2020-21 (Temple)	11	4	346	31.5	51	146	.349	23	73	.315	40	50	.800	8	62	70	6.4	34	0	26	30	2	4	165	15.0
2021-22 (Temple) *	7	7	223	31.9	50	93	.538	21	43	.488	29	36	.806	3	24	27	3.9	16	0	7	15	0	3	150	21.4
2022-23 (Temple)	27	8	869	32.2	155	378	.410	77	220	.350	97	108	.898	8	88	96	3.6	53	0	49	62	3	26	484	17.9
2023-24 (ARK)	32	13	792	24.8	119	293	.406	48	136	.353	186	213	.873	8	97	105	3.3	73	3	42	48	8	26	472	14.8
TOTAL	101	32	2492	24.7	400	985	.406	182	515	.353	361	421	.857	27	296	323	3.2	208	3	137	203	13	69	1343	13.3

* - Received a medical redshirt



BATTLE'S PERSONAL BESTS

POINTS		
Season:	42	vs Missouri (02/24/24)
Career:	42	vs Missouri (02/24/24)
SEC:	42	vs Missouri (02/24/24)
FG MADE		
Season:	11	vs Missouri (02/24/24)
Career:	11	vs Missouri (02/24/24)
SEC:	11	vs Missouri (02/24/24)
FG ATTEMPTED		
Season:	16	at Kentucky (03/02/24)
Career:	22	vs South Florida (02/21/21)
SEC:	16	at Kentucky (03/02/24)
3-POINT FG MADE		
Season:	6	vs Missouri (02/24/24)
Career:	6 (2x)	LAST vs Missouri (02/24/24)
SEC:	6	vs Missouri (02/24/24)
3-PT FG ATTEMPTS		
Season:	10 (2x)	LAST vs Vanderbilt (02/27/24)
Career:	14	at Tulsa (01/10/23)
SEC:	10 (2x)	LAST vs Vanderbilt (02/27/24)
FT MADE		
Season:	17	at Kentucky (03/02/24)
Career:	17	at Kentucky (03/02/24)
SEC:	17	at Kentucky (03/02/24)
FT ATTEMPTED		
Season:	18	at Kentucky (03/02/24)
Career:	18	at Kentucky (03/02/24)
SEC:	18	at Kentucky (03/02/24)
REBOUNDS		
Season:	8	at Kentucky (03/02/24)
Career:	11	vs Tulsa (01/26/21)
SEC:	8	at Kentucky (03/02/24)
ASSISTS		
Season:	5	vs Duke (11/29/23)
Career:	6	vs UMES (12/20/22)
SEC:	3 (2x)	LAST vs Vanderbilt (02/27/24)
STEALS		
Season:	3 (2x)	LAST at Kentucky (03/02/24)
Career:	4 (2x)	LAST vs UMES (12/20/22)
SEC:	3 (2x)	LAST at Kentucky (03/02/24)
BLOCKED SHOTS		
Season:	3	vs LSU (03/06/24)
Career:	3	vs LSU (03/06/24)
SEC:	3	vs LSU (03/06/24)
MINUTES		
Season:	40:24	vs Vanderbilt (03/13/24)
Career:	40:24	vs Vanderbilt (03/13/24)
SEC:	39:21	at Kentucky (03/02/24)

1 KEYON MENIFIELD

6 • 6-1 • 150 • So. (3) || Flint, Mich. (PHoenix (Arz.) Prep / Washington)

@TheChOsenOne
@keyonmenifield1

FULL BIO/STATS

Pronounced: Men-EE-Field

Is a walkon for the 2023-24 season ... Has THREE years of collegiate eligibility remaining including this year ... Major: Communications ... Born on Feb. 23, 2003, in Beecher, Mich. ... Son of Keyon Menifield Sr. and Shamere Lundy • Brother: Keyonta. Sisters: Diondra and Serenity

- Missed the first 10 games ... Granted a waiver by the NCAA and became eligible to play starting the Dec. 16 game versus Lipscomb.
- SEC PLAYER OF THE WEEK (Jan. 1) - scored a career-high 32 points in the win over UNCW.

2023-24 HIGHLIGHTS

- LIPSCOMB:** Made his debut in a Razorback uniform at 11:46 in the first half ... Scored his first basket on an offensive put-back at 4:06 ... Added three rebounds and two assists with zero turnovers.
- ACU:** Had 11 points and six rebounds ... Played all 20 minutes of the second half when he scored 11 points and had five rebounds to help Arkansas erase a seven-point halftime deficit ... Led the team with a +21 for the game.
- UNCW:** Scored a **career-high 32 points** with five assists and four rebounds to be named **SEC PLAYER OF THE WEEK** ... Was 8-of-14 from the field (3-of-7 3PT) and with **career-high in free throws made and attempts (13-of-17)** ... 1 of 2 Razorbacks to have a plus/minus in double-digits at +17 in the 6-point win ... Scored 17 first-half points (5-of-7 FG • 2-of-3 3PT • 5-of-8 FT)..
- AUBURN:** For the second straight game, led the team in scoring with 14 points while **tying a career-high with four 3's made** ... Added a team-high four assists.
- TEXAS A&M:** Had two steals and a **tied his career high with two blocked shots**.
- @ MIZZOU:** Scored 16 points, going 6-of-6 at the line, with three assists.
- GEORGIA:** Tied for the team lead with 15 points and added four rebounds ... Scored 11 of his 15 in the second half ... Also tied for team lead with a +8 .



MENIFIELD'S PERSONAL BESTS

POINTS

Season: 32 vs UNC Wilmington (12/30/23)
Career: 32 vs UNC Wilmington (12/30/23)
SEC: 16 at Missouri (01/31/24)

FG MADE

Season: 8 vs UNC Wilmington (12/30/23)
Career: 11 vs Oregon (02/15/23)
SEC: 5 vs Auburn (01/06/24)

FG ATTEMPTED

Season: 15 vs Auburn (01/06/24)
Career: 21 vs North Florida (11/11/22)
SEC: 15 vs Auburn (01/06/24)

3-POINT FG MADE

Season: 4 vs Auburn (01/06/24)
Career: 4 (3x) LAST vs Auburn (01/06/24)
SEC: 4 vs Auburn (01/06/24)

3-PT FG ATTEMPTS

Season: 9 vs Auburn (01/06/24)
Career: 9 vs Auburn (01/06/24)
SEC: 9 vs Auburn (01/06/24)

FT MADE

Season: 13 vs UNC Wilmington (12/30/23)
Career: 13 vs UNC Wilmington (12/30/23)
SEC: 6 at Missouri (01/31/24)

FT ATTEMPTED

Season: 17 vs UNC Wilmington (12/30/23)
Career: 17 vs UNC Wilmington (12/30/23)
SEC: 6 at Missouri (01/31/24)

REBOUNDS

Season: 6 vs Abilene Christian (12/21/23)
Career: 8 vs Oregon State (02/18/23)
SEC: 4 (2x) LAST vs Tennessee (02/14/24)

ASSISTS

Season: 5 vs UNC Wilmington (12/30/23)
Career: 8 at Arizona State (01/08/23)
SEC: 4 vs Auburn (01/06/24)

STEALS

Season: 1 (3x) LAST vs Texas A&M (01/16/24)
Career: 4 vs Stanford (01/12/23)
SEC: 1 (3x) LAST vs Georgia (02/10/24)

BLOCKED SHOTS

Season: 2 vs Texas A&M 01/16/24
Career: 2 (2x) LAST vs Texas A&M (01/16/24)
SEC: 2 vs Texas A&M 01/16/24

MINUTES

Season: 35:05 vs UNC Wilmington (12/30/23)
Career: 42:49 vs Oregon (02/15/23)
SEC: 31:17 vs Auburn (01/06/24)

KEYON MENIFIELD JR. 2023-24 GAME STATS

Opponent	Date	GS	Min	FG	FGA	Pct	3FG	3A	Pct	FT	FTA	Pct	O	D	Tot	Avg	PF	FO	A	TO	Blk	Stl	Pts	Avg
ALCORN	11/06/23	--	--																					
GARDNER-WEBB	11/10/23	--	--																					
OLD DOMINION	11/13/23	--	--																					
UNC GREENSBORO	11/17/23	--	--																					
vs Stanford	11/22/23	--	--																					
vs Memphis	11/23/23	--	--																					
vs North Carolina	11/24/23	--	--																					
DUKE	11/29/23	--	--																					
FURMAN	12/04/23	--	--																					
vs Oklahoma	12/09/23	--	--																					
vs Lipscomb	12/16/23	19	1	3	.333	0	1	.000	0	0	.000	1	2	3	3.0	3	0	2	0	0	0	2	2.0	
ABILENE CHRISTIAN	12/21/23	28	4	8	.500	0	3	.000	3	4	.750	1	5	6	4.5	1	0	2	4	0	0	11	6.5	
UNCW	12/30/23	*	35	8	14	.571	3	7	.429	13	17	.765	1	3	4	4.3	0	0	5	3	0	0	32	15.0
AUBURN	01/06/24	*	32	5	15	.333	4	9	.444	0	3	.000	0	3	3	4.0	0	0	4	2	0	1	14	14.8
at Georgia	01/10/24	*	15	0	5	.000	0	2	.000	0	0	.000	0	0	0	3.2	1	0	1	1	0	1	0	11.8
at Florida	01/13/24	3	0	1	.000	0	0	.000	0	0	.000	0	0	0	2.7	0	0	0	0	0	0	0	9.8	
TEXAS A&M	01/16/24	12	1	4	.250	1	2	.500	0	0	.000	0	1	1	2.4	4	0	2	0	2	1	3	8.9	
SOUTH CAROLINA	01/20/24	2	1	2	.500	0	1	.000	0	0	.000	0	0	0	2.1	0	0	0	0	0	0	2	8.0	
at Ole Miss	01/24/24	*	24	3	10	.300	1	3	.333	0	0	.000	0	1	1	2.0	1	0	1	1	0	1	7	7.9
KENTUCKY	01/27/24	DNP																						
at Missouri	01/31/24	32	4	11	.364	2	3	.667	6	6	1.000	0	2	2	2.0	0	0	3	1	0	0	16	8.7	
at LSU	02/03/24	21	1	5	.200	0	2	.000	2	3	.667	0	1	1	1.9	1	0	1	2	0	0	4	8.3	
GEORGIA	02/10/24	30	6	11	.545	1	5	.200	2	2	1.000	1	3	4	2.1	3	0	1	5	1	1	15	8.8	
TENNESSEE	02/14/24	14	2	7	.286	1	3	.333	0	0	.000	0	4	4	2.2	3	0	0	2	1	0	5	8.5	
at Mississippi St.	02/17/24	4	0	0	.000	0	0	.000	0	0	.000	0	0	0	2.1	0	0	0	0	0	0	0	7.9	
at Texas A&M	02/20/24	DNP-Inj																						
MISSOURI	02/24/24	DNP-Inj																						
VANDERBILT	02/27/24	DNP																						
at Kentucky	03/02/24	DNP																						
LSU	03/06/24	DNP																						
at Alabama	03/09/24	DNP																						
vs Vanderbilt	03/13/24	DNP																						
vs South Carolina	03/14/24	DNP																						
Totals		4	271	36	96	.375	13	41	.317	26	35	.743	4	25	29	2.1	17	0	22	21	4	5	111	7.9

KEYON MENIFIELD CAREER STATISTICS

Year	GP	GS	Min	Avg	FG	FGA	Pct	3FG	3FGA	Pct	FT	FTA	Pct	Off	Def	Tot	Avg	PF	FO	Ast	TO	Blk	Stl	Pts	Avg
2022-23 (WASH)	32	21	918	28.7	121	295	.410	35	106	.330	44	63	.698	23	69	92	2.9	40	0	99	53	7	36	321	10.0
2023-24 (ARK)	14	4	271	19.4	36	96	.375	13	41	.317	26	35	.743	4	25	29	2.1	17	0	22	21	4	5	111	7.9
TOTAL	46	25	1189	25.8	157	391	.402	48	147	.327	70	98	.714	27	94	121	2.6	57	0	121	74	11	41	432	9.4

2 TREVON BRAZILE

F • 6-10 • 220 • R-So. (3) // Springfield, Mo. (Kickapoo HS / Missouri)

@trevonbrazile2
@thetrevonbrazile

FULL BIO/STATS

Pronounced: Trev-In "Brazil"

Including 2023-24, has THREE years of collegiate eligibility ... Major: Communications ... Born on Jan. 7, 2003, in Springfield, Mo. ... The son of Phillip Brazile and Melissa Baldwin ... Siblings: Phillip Brazile II; Brittany Brazile; Reece Winn; Tamia Brazile; Mariah Fuller; Prince Fuller

- 1 of 50 on the Jersey Mike's Naismith Player of the Year Trophy Preseason Watch List
- 1 of 20 on the Karl Malone Power Forward of the Year Preseason Watch List
- 2023-24 First Team Preseason All-SEC by media and coaches
- SEC PLAYER OF THE WEEK (Dec. 4) for his performance vs Duke.

IN THE RANKINGS	No.	SEC
Blocks/gm	1.23	9th
Blocked Shots	32	13th (Missed 8 gms)
Double-Doubles	4	13th

- Made 79 baskets for the year ... 52 of the 79 came by either dunks (28) or 3-pointers (24).
- Despite missing 8-plus games, led the Hogs in rebounding a team-best 12 times.

2023-24 HIGHLIGHTS

- **GWU:** Had 5 blocked shots, led the team in rebounds (7) and scored 10 points (4-of-4 FG, 1-of-1 3PT).
- **ODU:** Blocked four shots and scored 11 points – 10 in the second half as he hit 2-of-4 from deep
- **STANFORD:** Had a **career-high 17 rebounds** (career-high eight offensive) and recorded his **third career double-double**, adding a season-high 14 points ... Made a 3-pointer to start second OT ... Was 6-of-6 at the free throw line ... Played a **career-high 45:52**.
- **MEMPHIS:** For the second consecutive game, **recorded a double-double** with 13 points and 10 rebounds (seven offensive).
- **DUKE:** For the third time in four games, **had a double-double** with 19 points and 11 rebounds ... Was 6-of-9 FG, making a **career-high four 3-pointers** ... All 11 rebounds were on the defensive end ... Hit a key 3-pointer with 2:16 left to put the Hogs up 12 ... Was later named **SEC Player of the Week**.
- **UNCW:** Just missed a double-double with 12 points and eight rebounds.
- **AUBURN:** Had 11 points (with three dunks) and led the team with seven rebounds and three blocked shots.
- **TEXAS A&M:** Tied career highs in both **free throws made (6) and attempts (8)**.
- **@ OLE MISS:** Only played the first half (12:04) but still tied for the team lead with four rebounds for the game.
- **VANDY:** In his first full game back (8 game absence), led the team with six rebounds in just 16:40 played ... Had a blocked shot and a 3-pointer
- **@ KENTUCKY:** Only played 14:51 before fouling out, but scored eight points (4-of-5 FG) with a blocked shot.
- **@ ALABAMA:** Had his best game since returning from injury ... Scored 12 points, **tying a season-highs and getting an SEC career-highs** in field goals made (6) and attempted (12) ... Added six rebounds - five offensive.
- **vs VANDY:** Recorded his **fourth double-double of the year** with 13 points and 12 rebounds (9 defensive) ... Was 3-of-6 from 3-point range and led the tea with four blocked shots.

TREVON BRAZILE 2023-24 GAME STATS																									
Opponent	Date	GS	Min	FG	FGA	Pct	3FG	3A	Pct	FT	FTA	Pct	O	D	Tot	Avg	PF	FO	A	TO	Blk	Stl	Pts	Avg	
ALCORN	11/06/23	*	22	4	5	.800	1	2	.500	4	4	1.000	1	5	6	6.0	0	0	0	1	0	1	13	13.0	
GARDNER-WEBB	11/10/23	*	23	4	4	1.000	1	1	1.000	1	2	.500	1	6	7	6.5	4	0	0	3	5	0	10	11.5	
OLD DOMINION	11/13/23	*	30	3	7	.429	2	4	.500	3	6	.500	2	2	4	5.7	3	0	2	2	4	1	11	11.0	
UNC GREENSBORO	11/17/23	*	29	3	6	.500	1	4	.250	2	2	1.000	2	7	9	6.5	3	0	0	2	2	1	9	10.8	
vs Stanford	11/22/23	*	45	3	12	.250	2	5	.400	6	6	1.000	8	9	17	8.6	2	0	2	2	0	2	14	11.4	
vs Memphis	11/23/23	*	39	5	10	.500	1	3	.333	2	2	1.000	7	3	10	8.8	4	0	1	3	0	2	13	11.1	
vs North Carolina	11/24/23	*	21	0	4	.000	0	1	.000	0	0	.000	0	2	2	7.9	3	0	1	3	2	0	0	10.0	
DUKE	11/29/23	*	37	6	9	.667	4	7	.571	3	6	.500	0	11	11	8.3	3	0	0	2	2	0	19	11.1	
FURMAN	12/04/23	*	27	5	8	.625	2	3	.667	1	1	1.000	0	4	4	7.8	0	0	0	0	2	0	13	11.3	
vs Oklahoma	12/09/23	*	15	0	2	.000	0	1	.000	0	0	.000	0	1	1	7.1	3	0	1	1	0	2	0	10.2	
vs Lipscomb	12/16/23	*	24	3	7	.429	0	1	.000	0	1	.000	2	4	6	7.0	0	0	1	2	1	0	6	9.8	
ABILENE CHRISTIAN	12/21/23	*	15	3	6	.500	1	2	.500	1	2	.500	2	2	4	6.8	1	0	0	2	1	1	8	9.7	
UNCW	12/30/23	*	33	5	8	.625	0	1	.000	2	3	.667	2	6	8	6.8	5	1	1	1	0	0	12	9.8	
AUBURN	01/06/24	*	33	5	9	.556	1	5	.200	0	0	.000	1	6	7	6.9	1	0	0	1	3	0	11	9.9	
at Georgia	01/10/24	*	33	3	7	.429	1	4	.250	2	4	.500	3	3	6	6.8	3	0	0	3	0	0	9	9.9	
at Florida	01/13/24	*	26	3	10	.300	1	4	.250	0	0	.000	1	6	7	6.8	1	0	1	3	0	2	7	9.7	
TEXAS A&M	01/16/24	*	34	1	5	.200	0	2	.000	6	8	.750	0	5	5	6.7	2	0	0	1	1	0	8	9.6	
SOUTH CAROLINA	01/20/24	*	25	1	3	.333	0	1	.000	1	2	.500	0	6	6	6.7	1	0	0	0	1	1	3	9.2	
at Ole Miss	01/24/24		12	0	1	.000	0	1	.000	3	4	.750	1	3	4	6.5	0	0	0	3	0	1	3	8.9	
KENTUCKY	01/27/24	DNP-Inj																							
at Missouri	01/31/24	DNP-Inj																							
at LSU	02/03/24	DNP-Inj																							
GEORGIA	02/10/24	DNP-Inj																							
TENNESSEE	02/14/24	DNP-Inj																							
at Mississippi St.	02/17/24	DNP-Inj																							
at Texas A&M	02/20/24	DNP-Inj																							
MISSOURI	02/24/24		4	0	0	.000	0	0	.000	0	0	.000	0	0	0	6.2	1	0	0	0	0	0	0	8.5	
VANDERBILT	02/27/24		17	2	3	.667	1	1	1.000	2	4	.500	2	4	6	6.2	5	1	0	0	1	0	7	8.4	
at Kentucky	03/02/24	*	15	4	5	.800	0	1	.000	0	0	.000	0	2	2	6.0	5	1	0	1	1	0	8	8.4	
LSU	03/06/24	*	13	3	4	.750	0	1	.000	0	0	.000	1	0	1	5.8	3	0	1	0	0	0	6	8.3	
at Alabama	03/09/24	*	30	6	12	.500	0	3	.000	0	0	.000	5	1	6	5.8	1	0	0	2	2	1	12	8.4	
vs Vanderbilt	03/13/24	*	43	5	10	.500	3	6	.500	0	0	.000	3	9	12	6.0	3	0	1	0	4	2	13	8.6	
vs South Carolina	03/14/24	*	20	2	5	.400	2	4	.500	2	2	1.000	0	2	2	5.9	4	0	0	1	0	0	8	8.6	
Totals			23	665	79	162	.488	24	68	.353	41	59	.695	44	109	153	5.9	61	3	12	39	32	17	223	8.8

TREVON BRAZILE CAREER STATISTICS																									
Year	GP	GS	Min	Avg	FG	FGA	Pct	3FG	3FGA	Pct	FT	FTA	Pct	Off	Def	Tot	Avg	PF	FO	Ast	TO	Blk	Stl	Pts	Avg
2021-22 (MIZZOU)	24	22	507	21.1	57	105	.543	10	31	.323	27	46	.587	28	92	120	5.0	30	0	18	27	46	10	151	6.3
2022-23 (ARK) *	9	0	243	27.0	37	77	.481	11	29	.379	21	31	.677	9	45	54	6.0	23	1	9	20	11	9	106	11.8
2023-24 (ARK)	26	23	665	25.6	79	162	.488	24	68	.353	41	59	.695	44	109	153	5.9	61	3	12	39	32	17	223	8.6
TOTAL	59	45	1415	24.0	173	344	.503	45	128	.352	89	136	.654	81	246	327	5.5	114	4	39	86	89	27	480	8.1

* - Received a medical redshirt



BRAZILE'S PERSONAL BESTS

POINTS	
Season: 19	vs Duke (11/29/23)
Career: 23	vs San Jose State (12/03/22)
SEC: 11 (2x)	LAST vs Auburn (01/06/24)
FG MADE	
Season: 6 (2x)	LAST at Alabama (03/09/24)
Career: 8	vs San Jose State (12/03/22)
SEC: 6	at Alabama (01/09/24)
FG ATTEMPTED	
Season: 12 (2x)	LAST at Alabama (03/09/24)
Career: 14 (2x)	LAST vs San Diego St (11/23/22)
SEC: 12	at Alabama (01/09/24)
3-POINT FG MADE	
Season: 4	vs Duke (11/29/23)
Career: 4	vs Duke (11/29/23)
SEC: 1 (9x)	LAST vs Vanderbilt (02/27/24)
3-PT FG ATTEMPTS	
Season: 7	vs Duke (11/29/23)
Career: 8	vs San Diego State (11/23/22)
SEC: 5	vs Auburn (01/06/24)
FT MADE	
Season: 6 (2x)	LAST vs Texas A&M (01/16/24)
Career: 6 (3x)	LAST vs Texas A&M (01/16/24)
SEC: 6	vs Texas A&M (01/16/24)
FT ATTEMPTED	
Season: 8	vs Texas A&M (01/16/21)
SEC: 8 (2x)	LAST vs Texas A&M (01/16/24)
SEC: 8	vs Texas A&M (01/16/24)
REBOUNDS	
Season: 17	vs Stanford (11/22/23)
Career: 17	vs Stanford (11/22/23)
SEC: 10	vs Georgia (03/05/22)
ASSISTS	
Season: 2 (2x)	LAST vs Stanford (11/22/23)
Career: 3	vs Alabama (01/08/22)
SEC: 3	vs Alabama (01/08/22)
STEALS	
Season: 2 (3x)	LAST vs Oklahoma (12/09/23)
Career: 2 (8x)	LAST vs Oklahoma (12/09/23)
SEC: 2	vs Texas A&M (01/15/22)
BLOCKED SHOTS	
Season: 5	vs Gardner-Webb (11/10/23)
Career: 6	vs Illinois (12/22/21)
SEC: 4 (2x)	LAST vs Georgia (03/05/22)
MINUTES	
Season: 45:52	vs Stanford (11/22/23)
Career: 45:52	vs Stanford (11/22/23)
SEC: 34:20	vs Texas A&M (01/16/24)

3 EL ELLIS

6 • 6-3 • 180 • Grad. Sr. (1) • Durham, N.C. (Quality Education Acad. / Louisville)



FULL BIO/STATS

The 2023-24 season is his final year of eligibility ... Graduated from Louisville (Spring '23) - Sport Management ... Pursuing a second undergraduate degree from Arkansas in Arts & Sciences ... Born on Dec. 18, 1999, in Durham, N.C. • Son of Elbert Ellis, Jr. and Tasha McArthur ... Dad (Elbert) was a six-time All-American track athlete at Pitt. Brothers: Deon McArthur, Mannie Ellis & Jeremiah Ellis

• On the Department's Honor Roll (3.0-3.49 GPA) for Fall 2023.

2023-24 HIGHLIGHTS

- **GWU:** Grabbed a **career-high six rebounds** and scored 13 points.
- **ODU:** Led Arkansas with 17 points, scoring 15 in the second half on 6-of-8 shooting ... Finished with **eight assists and ZERO turnovers**.
- **UNCG:** Scored 19 points, all in the second half, going 7-of-8 at the line.
- **MEMPHIS:** Led the team with three assists
- **DUKE:** Led the team with six assists and had zero turnovers ... Played all 20 minutes of the second half and scored all nine of his points in the period with four of his assists.
- **TEXAS A&M:** Returned to the starting lineup and scored 15 points while **tying his career high with six rebounds**, which also tied for the team lead) ... Scored 8 of his 15 over a 4-minute span (11:19 to 7:25) then, at 6:03, assisted on a Devo Davis 3-pointer for a 10-point lead.
- **GEORGIA:** Tied for the team lead in **points (15), rebounds (5), assists (3) and steals (3)** ... Played a season-high 37:24 ... His assists were a SEC-high and, after entering the game with four steals for the season, had a **season-high three steals** versus the Bulldogs ... Scored 10 of his 15 in the second half, going 4-of-6 from the field and 2-of-4 from 3-point while collecting all three of his steals ... After going down one, drained a 3-pointer with 1:42 left to put the Hogs back on top.
- **@ MISS STATE:** Led the team with four assists, which was also his best total in an SEC game.
- **VANDY:** Tied his season-high with an **SEC-high 19 points** (7-of-12 FG, 3-of-6 3PT) and tied for the team high with three assists ... Hit two free throw with 6:01 left to **score his 1,000th career point** ... Scored 15 of his 19 in the second half (5-of-7 FG, 3-of-5 3PT) ... After going down n 16 with 5:54 left, Ellis scored 9 (making three 3's) in a 27-13 run to trim the deficit to one.
- **LSU:** Scored 16 points, making 6-of-7 from the field and 2-of-2 from 3-point ... **Tied career highs with six rebounds** ... Tied a season high with three steals and tied an SEC season-high with four assists.
- **@ ALABAMA:** Had 11 points with four rebounds and a team-high three assists.

CAREER DOUBLE-DOUBLES (1)

SENIOR (at UofL) (1)
12/14/22 • WESTERN KENTUCKY 30 pts 10 ast



ELLIS' PERSONAL BESTS

POINTS

Season: 19 (2x) vs Vanderbilt (02/27/24)
Career: **33** at Miami (FL) (02/11/23)
SEC: 19 vs Vanderbilt (02/27/24)

FG MADE

Season: 7 (2x) LAST vs Vanderbilt (02/27/24)
Career: **12 (2x)** LAST at Miami (FL) (02/11/23)
SEC: 7 vs Vanderbilt (02/27/24)

FG ATTEMPTED

Season: 12 vs Vanderbilt (02/27/24)
Career: **20 (2x)** LAST at Miami (FL) (02/11/23)
SEC: 12 vs Vanderbilt (02/27/24)

3-POINT FG MADE

Season: 3 (2x) LAST vs Vanderbilt (02/27/24)
Career: **5** vs North Carolina (02/01/22)
SEC: 3 (2x) LAST vs Vanderbilt (02/27/24)

3-PT FG ATTEMPTS

Season: 6 (2x) LAST vs Vanderbilt (02/27/24)
Career: **11 (3x)** LAST vs Appa State (11/15/22)
SEC: 6 (2x) LAST vs Vanderbilt (02/27/24)

FT MADE

Season: 8 vs Texas A&M (01/16/24)
Career: **10** at NC State (12/22/22)
SEC: 8 vs Texas A&M (01/16/24)

FT ATTEMPTED

Season: 8 (2x) LAST vs Texas A&M (01/16/24)
Career: **11 (2x)** LAST at NC State (12/22/22)
SEC: 8 vs Texas A&M (01/16/24)

REBOUNDS

Season: 6 (2x) LAST vs Texas A&M (01/16/24)
Career: **6 (4x)** LAST vs Texas A&M (01/16/24)
SEC: 6 vs Texas A&M (01/16/24)

ASSISTS

Season: 8 vs Old Dominion (11/13/23)
Career: **10** vs Western Kentucky (12/14/22)
SEC: 4 (2x) LAST vs LSU (03/02/24)

STEALS

Season: 3 (2x) LAST vs LSU (03/02/24)
Career: **4** at Kentucky (12/31/22)
SEC: 3 (2x) LAST vs LSU (03/02/24)

BLOCKED SHOTS

Season: 1 (3x) LAST vs Kentucky (01/27/24)
Career: **1 (5x)** LAST vs Kentucky (01/27/24)
SEC: 1 vs Kentucky (01/27/24)

MINUTES

Season: 37:24 vs Georgia (02/10/24)
Career: **40:00 (4x)** LAST at Clemson (01/11/23)
SEC: 37:24 vs Georgia (02/10/24)

EL ELLIS 2023-24 GAME STATS

Opponent	Date	GS	Min	FG	FGA	Pct	3FG	3A	Pct	FT	FTA	Pct	O	D	Tot	Avg	PF	FO	A	TO	Blk	Stl	Pts	Avg	
ALCORN	11/06/23	*	24	3	6	.500	1	4	.250	1	2	.500	0	0	0	0.0	2	0	4	3	0	1	8	8.0	
GARDNER-WEBB	11/10/23	*	33	5	11	.455	1	3	.333	2	2	1.000	0	6	6	3.0	2	0	3	1	0	1	13	10.5	
OLD DOMINION	11/13/23	*	34	7	11	.636	1	2	.500	2	4	.500	0	3	3	3.0	0	0	8	0	0	1	17	12.7	
UNC GREENSBORO	11/17/23	*	30	5	10	.500	2	5	.400	7	8	.875	2	2	4	3.3	4	0	0	4	0	0	19	14.3	
vs Stanford	11/22/23		6	0	4	.000	0	1	.000	0	0	.000	0	0	0	2.6	1	0	0	1	0	0	0	11.4	
vs Memphis	11/23/23		13	0	3	.000	0	2	.000	0	0	.000	0	1	1	2.3	0	0	3	2	0	0	0	9.5	
vs North Carolina	11/24/23		17	0	3	.000	0	1	.000	0	0	.000	0	2	2	2.3	0	0	0	0	1	0	0	8.1	
DUKE	11/29/23	*	31	3	9	.333	0	2	.000	3	4	.750	0	3	3	2.4	1	0	6	0	1	0	9	8.3	
FURMAN	12/04/23	*	11	1	4	.250	0	1	.000	1	2	.500	1	2	3	2.4	0	0	2	2	0	1	3	7.7	
vs Oklahoma	12/09/23	*	8	1	4	.250	1	2	.500	2	2	1.000	0	0	0	2.2	0	0	0	2	0	0	5	7.4	
vs Lipscomb	12/16/23		1	0	0	.000	0	0	.000	0	0	.000	0	0	0	2.0	0	0	0	0	0	0	0	6.7	
ABILENE CHRISTIAN	12/21/23	*	4	0	1	.000	0	0	.000	0	0	.000	0	0	0	1.8	0	0	0	1	0	0	0	6.2	
UNCW	12/30/23		10	1	3	.333	0	1	.000	2	2	1.000	0	2	2	1.8	1	0	0	0	0	0	4	6.0	
AUBURN	01/06/24		7	0	2	.000	0	1	.000	0	0	.000	0	1	1	1.8	0	0	0	1	0	0	0	5.6	
at Georgia	01/10/24		1	0	0	.000	0	0	.000	0	0	.000	0	0	0	1.7	0	0	0	0	0	0	0	5.2	
at Florida	01/13/24		3	0	1	.000	0	0	.000	0	0	.000	0	0	0	1.6	1	0	0	0	0	0	0	4.9	
TEXAS A&M	01/16/24	*	32	3	11	.273	1	3	.333	8	8	1.000	0	6	6	1.8	1	0	2	3	0	0	15	5.5	
SOUTH CAROLINA	01/20/24	*	24	3	9	.333	1	2	.500	2	2	1.000	1	1	2	1.8	2	0	2	1	0	0	9	5.7	
at Ole Miss	01/24/24		24	1	4	.250	0	2	.000	0	0	.000	1	2	3	1.9	0	0	1	2	0	0	2	5.5	
KENTUCKY	01/27/24	*	32	3	10	.300	1	2	.500	0	0	.000	0	3	3	2.0	1	0	1	5	1	0	7	5.6	
at Missouri	01/31/24	DNP																							
at LSU	02/03/24	DNP																							
GEORGIA	02/10/24	*	37	6	11	.545	3	6	.500	0	0	.000	0	5	5	2.1	1	0	3	1	0	3	15	6.0	
TENNESSEE	02/14/24	*	20	2	5	.400	2	4	.500	0	0	.000	2	0	2	2.1	0	0	1	3	0	2	6	6.0	
at Mississippi St.	02/17/24	*	35	3	6	.500	0	1	.000	2	4	.500	0	1	1	2.0	0	0	4	1	0	0	8	6.1	
at Texas A&M	02/20/24	*	26	0	3	.000	0	1	.000	1	2	.500	0	1	1	2.0	3	0	1	1	0	0	1	5.9	
MISSOURI	02/24/24	*	24	2	5	.400	0	3	.000	1	2	.500	0	0	0	1.9	5	1	1	2	0	1	5	5.8	
VANDERBILT	02/27/24	*	36	7	12	.583	3	6	.500	2	2	1.000	0	3	3	2.0	1	0	3	2	0	1	19	6.3	
at Kentucky	03/02/24	*	20	2	5	.400	0	0	.000	0	0	.000	0	0	0	1.9	0	0	2	1	0	1	4	6.3	
LSU	03/06/24	*	32	6	7	.857	2	2	1.000	2	3	.667	0	6	6	2.0	0	0	4	3	1	3	16	6.6	
at Alabama	03/09/24	*	40	5	11	.455	0	1	.000	1	2	.500	0	4	4	2.1	4	0	3	2	0	1	11	6.8	
vs Vanderbilt	03/13/24	*	22	2	5	.400	1	3	.333	0	0	.000	1	1	2	2.1	1	0	2	3	0	0	5	6.7	
vs South Carolina	03/14/24	*	15	0	2	.000	0	1	.000	0	0	.000	0	0	0	2.0	0	0	1	0	0	2	0	6.5	
Totals			22	652	71	178	.399	20	62	.323	39	51	.765	8	55	63	2.0	31	1	57	47	4	18	201	6.5

EL ELLIS CAREER NCAA DIVISION I STATISTICS

Year	GP	GS	Min	Avg	FG	FGA	Pct	3FG	3FGA	Pct	FT	FTA	Pct	Off	Def	Tot	Avg	PF	FO	Ast	TO	Blk	Stl	Pts	Avg
2021-22 (UofL)	32	9	656	20.5	96	242	.397	41	114	.360	45	65	.692	6	55	61	1.9	47	0	51	45	0	12	278	8.7
2022-23 (UofL)	32	32	1150	35.9	189	461	.410	59	185	.319	128	158	.810	10	74	84	2.6	52	0	140	120	2	31	565	17.7
2023-24 (ARK)	31	22	652	21.0	71	178	.399	20	62	.323	39	51	.765	8	55	63	2.0	31	1	57	47	4	18	201	6.5
TOTAL	95	63	2458	25.9	356	881	.404	120	361	.332	212	274	.774	24	184	208	2.2	130	1	248	212	6	61	1044	11.0

4 DAVONTE "DEVO" DAVIS

6 • 6-4 • 185 • Sr. (2) || Jacksonville, Ark. (Jacksonville, HS)

@MrDevoBuckets
@devo43

FULL BIO/STATS

Including 2023-24, has TWO years of collegiate eligibility ... Major: Recreation & Sport Management ... Born on Sept. 24, 2001, in Jacksonville, Ark. ... The son Terrie Davis and grandson of Yvette Davis

- 2023-24 Preseason 2nd Team All-SEC by media and coaches
- 2023 SEC All-Defensive Team selection
- 3-time SEC Academic Honor Roll ... Department's Honor Roll (3.0-3.49 GPA)
- Just the ninth Razorback to reach 900+ points, 400+ rebounds, 200+ assists & 100+ steals

- Joined Todd Day as the only Razorbacks with at least 1,000 pts, 500 rebs - 300 assists

Davis 1,118 pts 31st UA all-time list 528 rebs 314 assists 9th on the UA all-time assists list
Day 2,395 pts 673 rebs 319 assists

- All-time Rebounds among UA "GUARDS": 1,015 Sidney Moncrief • 673 Todd Day • 528 DAVONTE DAVIS (HogStats)
- Ranks 4th in school history with 3,720 minutes played and 5th (tied) for most games played with 132.

Davis' first 81 career games: 29-of-126 (.230) made 2+ 3's made in a Gm: 10 times
Davis' last 47 career games: 56-of-163 (.344) made 2+ 3's made in a Gm: 16 times

2023-24 HIGHLIGHTS

- ODU: Scored a season-high 16 points
- UNCG: Had a season-high six rebounds with a team best three assists.
- STANFORD: Played a career-high 45:14 ... Hit two free throws with six seconds left to force the first overtime ... Had a steal late in the first overtime, was fouled and gave Arkansas a 3-point lead with four seconds left ... Led the team with three assists and added six rebounds.
- MEMPHIS: **ECLIPSED THE 1,000-POINT PLATEAU with a 3-pointer** with 1.9 seconds left on the game ... Became the 46th Razorback to reach the milestone ... Finished with 15 points, going 3-of-7 from 3-point range.
- FURMAN: Had a "typical" Devo Davis game ... Was a team-best +15 ... Threatened a triple-double with 7 points, 8 assists (tying career high) and 10 rebounds (tying career high) with ZERO TURNOVERS in 37:37 minutes played.
- LIPSCOMB: Only scored four points, but hit a key jumper in the lane with 26 seconds left to provide what proved to be the final score (69-66).
- ACU: Only scored four points (4-of-4 FT) but Coach Muss bragged on his defense, especially when forced to play the "4" and guard the post ... Played all 20 minutes of the second half.
- UNCW: Stuffed the stat sheet with 14 points (making 3-of-5 3-pointers) with team highs in assists (6) and steals (3) while adding six rebounds ... 1 of 2 Hogs in double-digits in plus/minus with a team-best +21 in the 16-point win ... Down 4 in the first half, Davis made 3-straight 3's over two minutes ... The last gave Arkansas a 1-point lead and the Hogs never trailed the rest of the game.
- TEXAS A&M: Led the team with a +10, scoring 7 points while tying for the team lead with six rebounds ... Did not commit a turnover in 32:37 played.
- SOUTH CAROLINA: **GRABBED HIS 500TH CAREER REBOUND** early in the second half.
- GEORGIA: Played 34:34 off the bench and tied for the team lead with a +8 ... Tied for the team lead with three assists ... Added four rebounds and two steals.
- TENNESSEE: Led the team with four assists ... His fourth helper gave him **HIS 300TH CAREER ASSIST** to put him in elite Razorback company.
- MIZZOU: Only scored eight points but lead the team in rebounds (9) and assists (6).
- vs VANDY: Scored 12 points, going 2-of-3 from 3-point, and tied for the team lead with three assists.

DAVONTE DAVIS 2023-24 GAME STATS

Opponent	Date	GS	Min	FG	FGA	Pct	3FG	3A	Pct	FT	FTA	Pct	O	D	Tot	Avg	PF	FO	A	TO	Blk	Stl	Pts	Avg	
ALCORN	11/06/23	*	24	2	5	.400	1	3	.333	0	0	.000	2	3	5	5.0	3	0	5	0	0	1	5	5.0	
GARDNER-WEBB	11/10/23	*	22	2	8	.250	0	4	.000	0	0	.000	0	5	5	5.0	2	0	2	0	0	1	4	4.5	
OLD DOMINION	11/13/23	*	37	6	11	.545	1	4	.250	3	6	.500	2	3	5	5.0	0	0	2	0	0	1	16	8.3	
UNC GREENSBORO	11/17/23	*	40	4	11	.364	0	4	.000	2	2	1.000	2	4	6	5.3	1	0	3	0	0	0	10	8.8	
vs Stanford	11/22/23	*	45	3	14	.214	1	4	.250	3	6	.500	0	6	6	5.4	4	0	3	5	0	1	10	9.0	
vs Memphis	11/23/23	*	38	5	14	.357	3	7	.429	2	2	1.000	0	3	3	5.0	3	0	1	3	0	0	15	10.0	
vs North Carolina	11/24/23	*	23	0	0	.000	0	0	.000	0	0	.000	0	1	1	4.4	3	0	0	1	0	0	0	8.6	
DUKE	11/29/23	*	22	1	3	.333	0	1	.000	1	2	.500	1	2	3	4.3	0	0	2	2	0	1	3	7.9	
FURMAN	12/04/23	*	38	2	5	.400	1	2	.500	2	2	1.000	1	9	10	4.9	4	0	8	0	0	0	7	7.8	
vs Oklahoma	12/09/23	*	23	2	6	.333	0	1	.000	0	0	.000	3	1	4	4.8	3	0	0	0	0	1	4	7.4	
vs Lipscomb	12/16/23	*	24	2	2	1.000	0	0	.000	0	0	.000	0	3	3	4.6	2	0	3	4	0	0	4	7.1	
ABILENE CHRISTIAN	12/21/23	*	36	0	4	.000	0	0	.000	4	4	1.000	0	3	3	4.5	4	0	2	0	0	0	4	6.8	
UNCW	12/30/23	*	36	5	7	.714	3	5	.600	1	2	.500	3	3	6	4.6	4	0	6	1	0	3	14	7.4	
AUBURN	01/06/24		25	0	4	.000	0	2	.000	2	2	1.000	0	1	1	4.4	3	0	1	2	0	0	2	7.0	
at Georgia	01/10/24	*	32	3	6	.500	0	2	.000	1	1	1.000	1	5	6	4.5	4	0	0	1	0	0	7	7.0	
at Florida	01/13/24	*	12	0	1	.000	0	0	.000	0	0	.000	0	0	0	4.2	2	0	0	0	0	0	0	6.6	
TEXAS A&M	01/16/24	*	33	3	6	.500	1	3	.333	0	0	.000	1	5	6	4.3	4	0	1	0	0	0	7	6.6	
SOUTH CAROLINA	01/20/24	*	34	3	13	.231	0	4	.000	2	2	1.000	0	3	3	4.2	1	0	1	0	0	1	8	6.7	
at Ole Miss	01/24/24	*	7	0	1	.000	0	0	.000	0	0	.000	0	0	0	4.0	0	0	0	1	0	0	0	6.3	
KENTUCKY	01/27/24	--																							
at Missouri	01/31/24	--																							
at LSU	02/03/24	--																							
GEORGIA	02/10/24		35	1	1	1.000	1	1	1.000	1	2	.500	1	3	4	4.0	2	0	3	1	0	2	4	6.2	
TENNESSEE	02/14/24	*	40	4	9	.444	0	2	.000	0	0	.000	1	2	3	4.0	3	0	4	0	0	2	8	6.3	
at Mississippi St.	02/17/24	*	25	3	6	.500	2	3	.667	0	1	.000	0	0	0	3.8	3	0	0	1	0	0	8	6.4	
at Texas A&M	02/20/24	*	7	0	0	.000	0	0	.000	0	0	.000	0	0	0	3.6	3	0	0	2	0	0	0	6.1	
MISSOURI	02/24/24	*	34	2	8	.250	0	4	.000	4	4	1.000	2	7	9	3.8	4	0	6	2	1	1	8	6.2	
VANDERBILT	02/27/24	*	13	0	3	.000	0	1	.000	0	0	.000	0	2	2	3.8	1	0	1	1	0	0	0	5.9	
at Kentucky	03/02/24		26	1	4	.250	0	1	.000	2	2	1.000	0	2	2	3.7	4	0	2	1	0	3	4	5.8	
LSU	03/06/24		12	0	1	.000	0	1	.000	3	4	.750	0	1	1	3.6	0	0	0	2	0	1	3	5.7	
at Alabama	03/09/24		30	0	3	.000	0	3	.000	2	2	1.000	0	3	3	3.6	2	0	2	0	0	1	2	5.6	
vs Vanderbilt	03/13/24		32	4	9	.444	2	3	.667	2	2	1.000	0	0	0	3.4	5	1	3	1	0	1	12	5.8	
vs South Carolina	03/14/24		21	4	6	.667	0	1	.000	0	0	.000	1	2	3	3.4	0	0	0	3	0	1	8	5.9	
Totals			23	826	62	171	.363	16	66	.242	37	48	.771	21	82	103	3.4	74	1	61	34	1	22	177	5.9

DOUBLE-DOUBLES (2)

JUNIOR	(2)
12/06/22 • UNC GREENSBORO	10 pts 10 reb
01/11/23 • ALABAMA	16 pts 10 reb



DAVIS' PERSONAL BESTS

POINTS	Season: 16 vs Old Dominion (11/13/23)
Career: 26 vs Oklahoma (12/11/21)	
SEC: 20 vs Georgia (01/09/21)	
FG MADE	Season: 6 vs Old Dominion (11/13/23)
Career: 9 (3x) LAST vs Kansas (03/18/23)	
SEC: 9 vs Georgia (01/09/21)	
FG ATTEMPTED	Season: 14 (2x) LAST vs Memphis (11/23/23)
Career: 21 vs Oklahoma (12/11/21)	
SEC: 18 at LSU (12/28/22)	
3-POINT FG MADE	Season: 3 (2x) LAST vs UNC Wilmington (12/30/23)
Career: 4 (4x) LAST at Texas A&M (02/15/23)	
SEC: 4 (3x) LAST at Texas A&M (02/15/23)	
3-PT FG ATTEMPTS	Season: 7 vs Memphis (11/23/23)
Career: 10 (2x) LAST at Texas A&M (02/15/23)	
SEC: 10 (2x) LAST at Texas A&M (02/15/23)	
FT MADE	Season: 3 (2x) LAST vs Stanford (11/22/23)
Career: 9 at Texas A&M (01/08/22)	
SEC: 9 at Texas A&M (01/08/22)	
FT ATTEMPTED	Season: 6 (2x) LAST vs Stanford (11/22/23)
Career: 10 at Texas A&M (01/08/22)	
SEC: 10 at Texas A&M (01/08/22)	
REBOUNDS	Season: 10 vs Furman (12/804/23)
Career: 10 (4x) LAST vs Furman (12/04/23)	
SEC: 10 vs Alabama (01/11/23)	
ASSISTS	Season: 8 vs Furman (12/04/23)
Career: 8 (2x) LAST vs Furman (12/04/23)	
SEC: 7 (2x) LAST at Kentucky (02/07/23)	
STEALS	Season: 3 vs UNC Wilmington (12/30/23)
Career: 5 (2x) LAST vs Bradley (12/17/22)	
SEC: 5 vs Auburn (02/08/22)	
BLOCKED SHOTS	Season: --
Career: 2 vs Colgate (03/19/21)	
SEC: 1 (4x) LAST vs Alabama (01/11/23)	
MINUTES	Season: 45:14 vs Stanford (11/22/23)
Career: 45:14 vs Stanford (11/22/23)	
SEC: 40:00 (3x) LAST vs Tennessee (02/14/24)	

DAVONTE DAVIS CAREER STATISTICS

Year	GP	GS	Min	Avg	FG	FGA	Pct	3FG	3FGA	Pct	FT	FTA	Pct	Off	Def	Tot	Avg	PF	FO	Ast	TO	Blk	Stl	Pts	Avg
2020-21	30	17	716	23.9	109	229	.476	2	13	.154	34	45	.756	36	98	134	4.5	70	0	64	48	5	35	254	8.5
2021-22	37	14	1021	27.6	114	266	.429	20	74	.270	58	82	.707	42	96	138	3.7	95	1	102	67	0	35	306	8.3
2022-23	35	31	1157	33.1	144	347	.415	47	136	.346	46	64	.719	24	129	153	4.4	91	4	87	72	4	48	381	10.9
2023-24	30	23	826	27.5	62	171	.363	16	66	.242	37	48	.771	21	82	103	3.4	74	1	61	34	1	22	177	5.9
TOTAL	132	85	3720	28.2	429	1013	.423	85	289	.294	175	239	.732	123	405	528	4.0	330	6	314	221	10	140	1118	8.5

5 JOSEPH PINION

6 • 6-5 • 195 • So. (3) || Morrilton, Ark. (Morrilton HS)

@josephpinion2
@josephpinion1

FULL BIO/STATS

Including 2023-24, has THREE years of collegiate eligibility ... Major: Arts & Sciences ... Born on Nov. 17, 2003, in Morrilton, Ark. ... The son of Craig and Gail Pinion

• Made the Department's Honor Roll (3.0-3.49 GPA) for Fall 2022 and Fall 2023.

• Made his first 11 career free throw attempts (7-of-7 last year and his first four this tear) before missing his first attempt vs Gardner-Webb

2023-24 HIGHLIGHTS

• **ALCORN:** Had a **career-high two steals**

• **OKLAHOMA:** Had a productive five minutes with four points, a rebound, a steal and was +8.

• **LIPSCOMB:** Earned his first career start.

• **@ FLORIDA:** Played a then season-high 21:30 and was praised for his effort in the loss Scored a **season-high 12 points**, making two 3-pointers and a **career-high tying 4-of-4 at the line** Added an assist, a steal and a blocked shot

• **@ OLE MISS:** Played a season-high 21:44 and scored in double digits for the second time for the season with 10 points (making two 3's) ... Had a **career-high three blocked shots** and had an SEC-high two assists.



PINION'S PERSONAL BESTS

POINTS

Season: 12 at Florida (01/13/24)

Career: **13 (2x) LAST vs Ole Miss (01/21/23)**

SEC: 13 (2x) vs Ole Miss (01/21/23)

FG MADE

Season: 3 (2x) LAST at Ole Miss (01/24/24)

Career: **5 vs Ole Miss (01/21/23)**

SEC: 5 vs Ole Miss (01/21/23)

FG ATTEMPTED

Season: 7 at Florida (01/13/24)

Career: **10 vs Ole Miss (01/21/23)**

SEC: 10 vs Ole Miss (01/21/23)

3-POINT FG MADE

Season: 2 (2x) LAST at Ole Miss (01/24/24)

Career: **3 (2x) LAST vs Ole Miss (01/21/23)**

SEC: 3 (2x) LAST vs Ole Miss (01/21/23)

3-PT FG ATTEMPTS

Season: 5 LAST at Ole Miss (01/24/24)

Career: **6 (2x) LAST vs Ole Miss (01/21/23)**

SEC: 6 (2x) LAST vs Ole Miss (01/21/23)

FT MADE

Season: 4 (2x) LAST at Florida (01/13/24)

Career: **4 (2x) LAST at Florida (01/13/23)**

SEC: 4 at Florida (01/13/24)

FT ATTEMPTED

Season: 4 (2x) LAST at Florida (01/13/24)

Career: **4 (4x) LAST at Florida (01/13/23)**

SEC: 4 at Florida (01/13/24)

REBOUNDS

Season: 2 (2x) LAST at Florida (01/13/24)

Career: **5 vs Ole Miss (01/21/23)**

SEC: 5 vs Ole Miss (01/21/23)

ASSISTS

Season: 2 at Ole Miss (01/24/24)

Career: **3 vs UNC Asheville (12/21/22)**

SEC: **2 at Ole Miss (01/24/24)**

STEALS

Season: 2 vs Alcorn State (11/06/23)

Career: **2 vs Alcorn State (11/06/23)**

SEC: 1 (4x) LAST at Florida (01/13/24)

BLOCKED SHOTS

Season: 3 at Ole Miss (01/24/24)

Career: **3 at Ole Miss (01/24/24)**

SEC: 2 at Ole Miss (01/24/24)

MINUTES

Season: 21:44 at Ole Miss (01/24/24)

Career: **27:28 vs Missouri (01/04/23)**

SEC: 27:28 vs Missouri (01/04/23)

JOSEPH PINION 2023-24 GAME STATS

Opponent	Date	GS	Min	FG	FGA	Pct	3FG	3A	Pct	FT	FTA	Pct	O	D	Tot	Avg	PF	FO	A	TO	Blk	Stl	Pts	Avg
ALCORN	11/06/23	12	1	3	.333	1	2	.500	4	4	1.000	0	1	1	1.0	0	0	0	0	1	2	7	7.0	
GARDNER-WEBB	11/10/23	8	2	3	.667	0	0	.000	1	2	.500	0	0	0	0.5	0	0	0	0	0	1	0	5	6.0
OLD DOMINION	11/13/23	DNP																						
UNC GREENSBORO	11/17/23	3	0	1	.000	0	1	.000	0	0	.000	0	0	0	0.3	0	0	0	0	0	0	0	0	4.0
vs Stanford	11/22/23	3	0	0	.000	0	0	.000	0	0	.000	0	1	1	0.5	1	0	0	0	0	0	0	0	3.0
vs Memphis	11/23/23	0	0	0	.000	0	0	.000	0	0	.000	0	0	0	0.4	0	0	0	0	0	0	0	0	2.4
vs North Carolina	11/24/23	2	0	0	.000	0	0	.000	0	0	.000	0	0	0	0.3	1	0	0	0	0	0	0	0	2.0
DUKE	11/29/23	DNP																						
FURMAN	12/04/23	DNP																						
vs Oklahoma	12/09/23	5	1	3	.333	0	2	.000	2	3	.667	0	1	1	0.4	2	0	0	1	0	1	4	2.3	
vs Lipscomb	12/16/23	*	2	0	0	.000	0	0	.000	0	0	.000	0	0	0	0.4	0	0	0	0	0	0	0	2.0
ABILENE CHRISTIAN	12/21/23	DNP																						
UNCW	12/30/23	2	0	1	.000	0	1	.000	0	0	.000	0	0	0	0.3	1	0	0	0	0	0	0	0	1.8
AUBURN	01/06/24	6	0	0	.000	0	0	.000	0	0	.000	0	2	2	0.5	0	0	0	2	0	0	0	0	1.6
at Georgia	01/10/24	DNP																						
at Florida	01/13/24	21	3	7	.429	2	4	.500	4	4	1.000	0	2	2	0.6	2	0	1	2	1	1	12	2.5	
TEXAS A&M	01/16/24	DNP																						
SOUTH CAROLINA	01/20/24	2	1	1	1.000	0	0	.000	0	0	.000	1	0	1	0.7	0	0	0	0	0	0	2	2.5	
at Ole Miss	01/24/24	22	3	6	.500	2	5	.400	2	2	1.000	0	1	1	0.7	3	0	2	0	3	0	10	3.1	
KENTUCKY	01/27/24	2	0	1	.000	0	1	.000	0	0	.000	0	0	0	0.6	0	0	0	0	0	0	0	0	2.9
at Missouri	01/31/24	DNP																						
at LSU	02/03/24	9	0	2	.000	0	1	.000	2	2	1.000	0	2	2	0.7	1	0	0	0	0	0	2	2.8	
GEORGIA	02/10/24	DNP																						
TENNESSEE	02/14/24	3	1	2	.500	0	1	.000	1	1	1.000	0	0	0	0.7	1	0	0	1	0	0	3	2.8	
at Mississippi St.	02/17/24	0	0	0	.000	0	0	.000	0	0	.000	0	0	0	0.6	0	0	0	0	0	0	0	0	2.6
at Texas A&M	02/20/24	DNP																						
MISSOURI	02/24/24	DNP																						
VANDERBILT	02/27/24	0	0	0	.000	0	0	.000	0	0	.000	0	0	0	0.6	0	0	0	0	0	0	0	0	2.5
at Kentucky	03/02/24	DNP																						
LSU	03/06/24	0	0	0	.000	0	0	.000	0	0	.000	0	0	0	0.6	0	0	0	0	0	0	0	0	2.4
at Alabama	03/09/24	DNP																						
vs Vanderbilt	03/13/24	DNP																						
vs South Carolina	03/14/24	DNP																						
Totals		1	102	12	30	.400	5	18	.278	16	18	.889	1	10	11	0.6	12	0	3	6	6	4	45	2.4

JOSEPH PINION CAREER STATISTICS

Year	GP	GS	Min	Avg	FG	FGA	Pct	3FG	3FGA	Pct	FT	FTA	Pct	Off	Def	Tot	Avg	PF	FO	Ast	TO	Blk	Stl	Pts	Avg
2022-23	24	0	144	6.0	21	45	.467	13	32	.406	7	7	1.000	4	11	15	0.6	20	0	3	0	1	6	62	2.6
2023-24	19	1	102	5.4	12	30	.400	5	18	.278	16	18	.889	1	10	11	0.6	12	0	3	6	6	4	45	2.4
TOTAL	45	1	250	5.6	33	77	.429	18	52	.346	23	25	.920	5	22	27	0.6	33	0	6	6	7	10	107	2.4

6 LAYDEN BLOCKER

6 • 6-2 • 180 • Fr. (4) || Little Rock, Ark. (Sunrise (Kan.) Christian Academy)

@Laygogetit2
@laygogetit

FULL BIO/STATS

Including 2023-24, has FOUR years of collegiate eligibility ... Major: Arts & Sciences ... Born on July 2, 2005 in Memphis, Tenn. ... Son of Lenard and Shrepre Blocker ... Has two brothers: Landren and Langsten

• The seventh-highest high school prospect Arkansas has been signed by ESPN (#1 overall) ... Was #24 nationally by Rivals

• Missed his first 11 3-pointers of the season before making his first at Texas A&M ... Added another versus Missouri

2023-24 HIGHLIGHTS

- **STANFORD:** Had a breakout game, providing a spark off the bench and offensive rebounding ... Led the team with three teams ... Scored his first collegiate points ... Grabbed two rebounds (both offensive).
- **MEMPHIS:** Earned his first career start and responded with nine points and season-high three rebounds (all offensive).
- **UNC:** Drew his second straight start and once again came away with three steals ... Turned in his first double-digit scoring effort with 11 points (5-of-6 FT) ... Had a steal and breakaway dunk to end the first half for a 3-point Razorback lead ... Had two rebounds (both offensive).
- **DUKE:** Scored nine points, making all three of his field goal attempts ... Added two steals and grabbed his first three defensive rebounds.
- **FURMAN:** Had **season-high in rebounds (5), assists (5) and blocked shots (3)** ... Led the team at +11 in the second half and he was 3-of-3 from the field with four assists and two blocked shots.
- **@ FLORIDA:** Led the team in scoring with a **career-high 14 points** (4-of-7 FG and 6-of-10 FT) ... Added four rebounds, two steals and a blocked shot.
- **@ OLE MISS:** Led the team with three assists and added two rebounds and a blocked shot.
- **@ MIZZOU:** Drew the start and responded with nine points, going 2-of-2 from the field and 5-of-6 at the line, with three offensive rebounds.
- **@ LSU:** Was a team-best -4, playing 25:07 in the 21-point loss ... Tied SEC highs with three assists, two steals and 10 free throw attempts.
- **@ TEXAS A&M:** Made his first career 3-pointer (entered the game 0-of-1) ... Added three rebounds (two offensive) with two assists and two steals ... Led the team with a +17 in 23:01 played.



BLOCKER'S PERSONAL BESTS

POINTS

Career: 14 at Florida (01/13/24)

SEC: 14 at Florida (01/13/24)

FG MADE

Career: 4 (2x) LAST at Florida (01/13/24)

SEC: 4 at Florida (01/13/24)

FG ATTEMPTED

Career: 7 at Florida (01/13/24)

SEC: 7 at Florida (01/13/24)

3-POINT FG MADE

Career: 1 (2x) LAST vs Missouri (02/24/24)

SEC: 1 (2x) LAST vs Missouri (02/24/24)

3-PT FG ATTEMPTS

Career: 2 (4x) LAST vs Missouri (02/24/24)

SEC: 2 (4x) LAST vs Missouri (02/24/24)

FT MADE

Career: 6 at Florida (01/13/24)

SEC: 6 at Florida (01/13/24)

FT ATTEMPTED

Career: 10 (2x) LAST at LSU (02/03/24)

SEC: 10 (2x) at LSU (02/03/24)

REBOUNDS

Career: 5 vs Furman (12/04/23)

SEC: 4 at Florida (01/13/24)

ASSISTS

Career: 5 vs Furman (12/04/23)

SEC: 3 (2x) LAST at LSU (02/03/24)

STEALS

Career: 3 (2x) LAST vs North Carolina (11/24/23)

SEC: 2 (3x) LAST at Texas A&M (02/20/24)

BLOCKED SHOTS

Career: 3 vs Furman (12/04/23)

SEC: 1 (2x) LAST at Texas A&M (02/20/24)

MINUTES

Career: 28:38 vs North Carolina (11/24/23)

SEC: 25:07 at LSU (02/03/24)

LAYDEN BLOCKER 2023-24 GAME STATS

Opponent	Date	GS	Min	FG	FGA	Pct	3FG	3A	Pct	FT	FTA	Pct	O	D	Tot	Avg	PF	FO	A	TO	Blk	Stl	Pts	Avg
ALCORN	11/06/23	10	0	1	.000		0	1	.000	0	0	.000	0	0	0	0.0	5	1	1	1	0	1	0	0.0
GARDNER-WEBB	11/10/23	DNP-III																						
OLD DOMINION	11/13/23	2	0	2	.000		0	1	.000	0	0	.000	0	0	0	0.0	0	0	0	0	0	0	0	0.0
UNC GREENSBORO	11/17/23	2	0	0	.000		0	0	.000	0	0	.000	0	0	0	0.0	0	0	0	0	0	0	0	0.0
vs Stanford	11/22/23	16	2	5	.400		0	0	.000	0	0	.000	2	0	2	0.5	1	0	0	0	0	3	4	1.0
vs Memphis	11/23/23	27	3	5	.600		0	0	.000	3	4	.750	3	0	3	1.0	4	0	1	0	0	0	9	2.6
vs North Carolina	11/24/23	28	3	6	.500		0	0	.000	5	6	.833	2	0	2	1.2	2	0	1	1	1	3	11	4.0
DUKE	11/29/23	22	3	3	1.000		0	0	.000	3	5	.600	0	3	3	1.4	3	0	1	4	0	2	9	4.7
FURMAN	12/04/23	24	4	5	.800		0	0	.000	1	4	.250	0	5	5	1.9	4	0	5	1	3	0	9	5.3
vs Oklahoma	12/09/23	18	2	3	.667		0	1	.000	3	4	.750	0	2	2	1.9	2	0	0	1	0	1	7	5.4
vs Lipscomb	12/16/23	20	1	3	.333		0	0	.000	0	1	.000	1	3	4	2.1	0	0	4	3	0	2	2	5.1
ABILENE CHRISTIAN	12/21/23	5	0	0	.000		0	0	.000	0	0	.000	0	0	0	1.9	0	0	1	0	0	0	0	4.6
UNCW	12/30/23	8	0	2	.000		0	1	.000	3	4	.750	1	1	2	1.9	4	0	1	0	0	0	3	4.5
AUBURN	01/06/24	2	0	0	.000		0	0	.000	0	0	.000	0	0	0	1.8	0	0	0	1	0	0	0	4.2
at Georgia	01/10/24	0	0	0	.000		0	0	.000	0	0	.000	0	0	0	1.6	1	0	0	0	0	0	0	3.9
at Florida	01/13/24	23	4	7	.571		0	1	.000	6	10	.600	2	2	4	1.8	2	0	1	1	1	2	14	4.5
TEXAS A&M	01/16/24	0	0	0	.000		0	0	.000	0	0	.000	0	0	0	1.7	0	0	0	0	0	0	0	4.3
SOUTH CAROLINA	01/20/24	18	0	2	.000		0	0	.000	0	0	.000	1	0	1	1.6	0	0	1	0	0	1	0	4.0
at Ole Miss	01/24/24	18	0	5	.000		0	1	.000	0	0	.000	0	2	2	1.7	1	0	3	0	1	0	0	3.8
KENTUCKY	01/27/24	5	1	3	.333		0	2	.000	0	0	.000	0	0	0	1.6	3	0	0	0	0	0	2	3.7
at Missouri	01/31/24	* 29	2	2	1.000		0	0	.000	5	6	.833	3	0	3	1.7	2	0	2	3	0	1	9	4.0
at LSU	02/03/24	* 26	2	6	.333		0	0	.000	5	10	.500	1	2	3	1.7	2	0	3	1	0	2	9	4.2
GEORGIA	02/10/24	* 7	1	2	.500		0	1	.000	0	0	.000	1	0	1	1.7	1	0	0	1	0	0	2	4.1
TENNESSEE	02/14/24	9	0	3	.000		0	0	.000	1	2	.500	0	0	0	1.6	0	0	0	0	0	1	1	4.0
at Mississippi St.	02/17/24	3	0	2	.000		0	2	.000	0	0	.000	0	0	0	1.5	2	0	0	0	0	0	0	3.8
at Texas A&M	02/20/24	23	2	5	.400		1	2	.500	0	0	.000	2	1	3	1.6	4	0	2	1	1	2	5	3.8
MISSOURI	02/24/24	10	1	3	.333		1	2	.500	1	2	.500	1	0	1	1.6	3	0	0	0	0	0	4	3.8
VANDERBILT	02/27/24	6	0	2	.000		0	2	.000	0	0	.000	1	0	1	1.6	0	0	0	1	0	0	0	3.7
at Kentucky	03/02/24	DNP																						
LSU	03/06/24	DNP																						
at Alabama	03/09/24	DNP																						
vs Vanderbilt	03/13/24	DNP																						
vs South Carolina	03/14/24	DNP																						
Totals		5	361	31	77	.403	2	17	.118	36	58	.621	21	21	42	1.6	46	1	27	20	7	21	100	3.7

LAYDEN BLOCKER CAREER STATISTICS

Year	GP	GS	Min	Avg	FG	FGA	Pct	3FG	3FGA	Pct	FT	FTA	Pct	Off	Def	Tot	Avg	PF	FO	Ass	TO	Blk	Stl	Pts	Avg
2023-24	27	5	361	13.4	31	77	.403	2	17	.118	36	58	.621	21	21	42	1.6	46	1	27	20	7	21	100	3.7

7 DENIJAY HARRIS

F • 6-7 • 200 • Grad. Sr. (1) || Columbus, Ga. (Columbus HS / Southern Miss)



FULL BIO/STATS

Pronounced: Duh-nah-SHAY

The 2023-24 season is his final year of collegiate eligibility ... Graduated from Southern Miss (Summer '23) - Liberal Studies ... Pursuing a second undergraduate degree from Arkansas in Arts & Sciences ... Born on May 29, 2000, in Columbus, Miss. ... Son of Desi and Denise Harris ... Brothers: Devontess & Desi Jr.

On the Department's AD Honor Roll (3.5-3.99 GPA) for Fall 2023.

2023-24 HIGHLIGHTS

- **ALCORN:** Pulled down seven rebounds in 12 minutes played, going 3-of-6 from the line.
- **@ OLE MISS:** Recorded his first start as a Razorback and played a season-high 13:08 ... Scored two points and had a blocked shot.

CAREER DOUBLE-DOUBLES (3)

SENIOR (at Southern Miss)	(3)
01/26/23 • ARKANSAS STATE	11 pts 10 reb
02/24/23 • at Texas State	* 14 pts 10 reb
03/04/23 • vs South Alabama	* 18 pts 12 reb
* - Consecutive games	



HARRIS' PERSONAL BESTS

POINTS	
Season: 5	vs Alcorn State (11/06/23)
Career: 22	at Arkansas State (01/23/23)
SEC: 2	at Ole Miss (01/24/24)
FG MADE	
Season: 1 (2x)	LAT at Ole Miss (01/24/24)
Career: 10	at Arkansas State (01/23/23)
SEC: 1	at Ole Miss (01/24/24)
FG ATTEMPTED	
Season: 2	vs Alcorn State (11/06/23)
Career: 15	at Arkansas State (01/23/23)
SEC: 1 (2x)	at Ole Miss (01/24/24)
3-POINT FG MADE	
Season: --	
Career: --	
SEC: --	
3-PT FG ATTEMPTS	
Season: --	
Career: 1 (2x)	LAST at Liberty (11/18/22)
SEC: --	
FT MADE	
Season: 3	vs Alcorn State (11/06/23)
Career: 5 (2x)	LAST vs UTEP (02/19/22)
SEC: --	
FT ATTEMPTED	
Season: 6	vs Alcorn State (11/06/23)
Career: 7	vs UAB (02/02/22)
SEC: --	
REBOUNDS	
Season: 7	vs Alcorn State (11/06/23)
Career: 14	vs Georgia Southern (02/18/23)
SEC: 1 (2x)	LAST at LSU (02/03/24)
ASSISTS	
Season: 2	vs Alcorn State (11/06/23)
Career: 3	at Rice (02/26/22)
SEC: --	
STEALS	
Season: --	
Career: 3	vs UL Monroe (12/19/20)
SEC: --	
BLOCKED SHOTS	
Season: 1 at Ole Miss (01/24/24)	
Career: 1 (13x)	LAST at Ole Miss (01/24/24)
SEC: --	
MINUTES	
Season: 13:08	at Ole Miss (01/24/24)
Career: 37:35	vs South Alabama (03/04/23)
SEC: 13:08	at Ole Miss (01/24/24)

DENIJAY HARRIS 2023-24 GAME STATS																			
Opponent	Date	GS	Min	FG	FGA	Pct	3FG	3A	Pct	FT	FTA	Pct	O	D	Tot	Avg	PF	FO	A
ALCORN	11/06/23	12	12	1	2	.500	0	0	.000	3	6	.500	3	4	7	7.0	1	0	2
GARDNER-WEBB	11/10/23	2	0	0	.000	0	0	.000	0	2	.000	0	0	0	3.5	0	0	1	1
OLD DOMINION	11/13/23	DNP																	
UNC GREENSBORO	11/17/23	DNP																	
vs Stanford	11/22/23	DNP																	
vs Memphis	11/23/23	DNP																	
vs North Carolina	11/24/23	0	0	0	.000	0	0	.000	0	0	.000	0	0	0	2.3	0	0	0	0
DUKE	11/29/23	DNP																	
FURMAN	12/04/23	DNP																	
vs Oklahoma	12/09/23	DNP																	
vs Lipscomb	12/16/23	0	0	0	.000	0	0	.000	0	0	.000	0	0	0	1.8	0	0	0	0
ABILENE CHRISTIAN	12/21/23	DNP																	
UNCW	12/30/23	2	0	0	.000	0	0	.000	0	0	.000	0	0	0	1.4	0	0	0	0
AUBURN	01/06/24	3	0	1	.000	0	0	.000	0	0	.000	0	0	0	1.2	0	0	0	0
at Georgia	01/10/24	DNP																	
at Florida	01/13/24	4	0	0	.000	0	0	.000	0	0	.000	0	0	0	1.0	0	0	0	0
TEXAS A&M	01/16/24	DNP																	
SOUTH CAROLINA	01/20/24	1	0	0	.000	0	0	.000	0	0	.000	0	0	0	0.9	0	0	0	0
at Ole Miss	01/24/24	*	13	1	1	1.000	0	0	.000	0	0	.000	1	0	1	0.9	0	0	1
KENTUCKY	01/27/24	DNP																	
at Missouri	01/31/24	0	0	0	.000	0	0	.000	0	0	.000	0	0	0	0.9	0	0	0	0
at LSU	02/03/24	11	0	0	.000	0	0	.000	0	0	.000	0	1	1	0.8	3	0	0	0
GEORGIA	02/10/24	DNP																	
TENNESSEE	02/14/24	DNP																	
at Mississippi St.	02/17/24	DNP																	
at Texas A&M	02/20/24	DNP																	
MISSOURI	02/24/24	DNP																	
VANDERBILT	02/27/24	DNP																	
at Kentucky	03/02/24	DNP																	
LSU	03/06/24	DNP																	
at Alabama	03/09/24	DNP																	
vs Vanderbilt	03/13/24	DNP																	
vs South Carolina	03/14/24	DNP																	
Totals		1	48	2	4	.500	0	0	.000	3	8	.375	4	5	9	0.8	4	0	3

DENIJAY HARRIS CAREER STATISTICS

Year	GP	GS	Min	Avg	FG	FGA	Pct	3FG	3FGA	Pct	FT	FTA	Pct	Off	Def	Tot	Avg	PF	FO	Ast	TO	Blk	Stl	Pts	Avg
2020-21 (USM)	22	8	376	17.1	29	60	.483	0	1	.000	16	26	.615	31	66	97	4.4	25	0	9	21	2	13	74	3.4
2021-22 (USM)	32	13	458	14.3	36	78	.462	0	0	.000	20	34	.588	21	54	75	2.3	45	0	20	32	5	14	92	2.9
2022-23 (USM)	28	22	676	24.1	104	185	.562	0	1	.000	40	59	.678	52	107	159	5.7	33	0	17	44	5	16	248	8.9
2023-24 (ARK)	11	1	48	4.4	2	4	.500	0	0	.000	3	8	.375	4	5	9	0.8	4	0	3	3	1	0	7	0.6
TOTAL	93	44	1558	16.8	171	327	.523	0	1	.000	79	127	.622	108	232	340	3.7	107	0	49	100	13	43	421	4.5

8 CHANDLER LAWSON

F • 6-8 • 210 • Grad. Sr. (1) || Memphis, Tenn. (Wooddale HS / Memphis)

@chandlerlawson0
@chandlerlawson

FULL BIO/STATS

2023-24 is his final year of collegiate eligibility ... Graduated from Memphis (2023) - Interdisciplinary Studies ... Pursuing a second undergraduate degree from Arkansas in Arts & Sciences ... Born on Oct. 3, 2000, in Memphis, Tenn. ... Son of Keelon & Dedra Lawson ... Brothers: K.J. (Memphis, Kansas, Tulane), Deric (Memphis, Kansas) & Jonathan (Memphis, Creighton). Sisters: Kristian & Daiyanas

• On the Department's Honor Roll (3.0-3.49 GPA) for Fall 2023.


N THE RANKINGS	No.	SEC
Blocked Shots	29	15h
Blocks/gm	0.88	18th

2023-24 HIGHLIGHTS

- **STANFORD:** Had a **career high in rebounds (13)** and had a then career-high blocked shots (5) ... In the second half, had eight rebounds and four blocked shots ... Added nine points.
- **MEMPHIS:** Tied his season high with five points versus his former team.
- **UNC:** Led the team with two assists.
- **DUKE:** Was outstanding facing All-American Kyle Filipowski with a **career-high six blocked shots** ... Had seven points and eight rebounds.
- **FURMAN:** Had a **career-high 19 points** (8-of-10 FG; 1-of-2 3PT) with three blocked shots.
- **ACU:** Just missed a double with 10 rebounds and nine points ... Added two blocked shots ... Was +18 in the second half and +17 for the game.
- **TEXAS A&M:** Was second on the team with a +7 as he posted a **season-high four assists** with five rebounds.
- **SOUTH CAROLINA:** Led the team with seven rebounds and added a blocked shot.
- **KENTUCKY:** Pulled down seven rebounds and added two assists and two steals ... Also drained a 3-pointer.
- **@ MISS STATE:** Had six rebounds, two assists and a blocked shot.
- **@ TEXAS A&M:** Did not score (0-of-1 FG) but, in 19:52, had five rebonds, two assists and two blocked shots.
- **LSU:** Scored an **SEC high seven points** thanks to a **season-high two steals** ... Sparked the Razorbacks in the second half with a steal and coast-to-coast "poster" dunk ... Two possessions later, converted an old-fashioned 3-point play.
- **@ ALABAMA:** Had six rebounds in 15 minutes played and was a team-best +9.

CAREER DOUBLE-DOUBLES (1)

FRESHMAN (at Oregon) (1)
01/18/20 • at Washington 16 pts 12 reb



LAWSON'S PERSONAL BESTS

POINTS	
Season: 19	vs Furman (12/04/23)
Career: 19	vs Furman (12/04/23)
SEC: 7	vs LSU (03/06/24)
FG MADE	
Season: 8	vs Furman (12/04/23)
Career: 10 (2x)	LAST vs Richmond (11/22/22)
SEC: 3 (2x)	vs LSU (03/06/24)
FG ATTEMPTED	
Season: 10	vs Furman (12/04/23)
Career: 12	vs Washington (01/18/20)
SEC: 6	vs South Carolina (01/20/24)
3-POINT FG MADE	
Season: 1 (6x)	LAST at LS (02/03/24)
Career: 3	vs Houston (03/05/23)
SEC: 1 (3x)	LAST at LS (02/03/24)
3-PT FG ATTEMPTS	
Season: 3	vs Auburn (01/06/24)
Career: 3 (2x)	vs Auburn (01/06/24)
SEC: 3	vs Auburn (01/06/24)
FT MADE	
Season: 2 (2x)	LAST vs Tennessee (02/14/24)
Career: 5	vs Colorado (02/18/21)
SEC: 2	vs Tennessee (02/14/24)
FT ATTEMPTED	
Season: 4	at LSU (02/03/24)
Career: 7	vs Colorado (02/18/21)
SEC: 4	at LSU (02/03/24)
REBOUNDS	
Season: 13	vs Stanford (11/22/23)
Career: 13	vs Stanford (11/22/23)
SEC: 7 (2x)	LAST vs Kentucky (01/27/24)
ASSISTS	
Season: 4	vs Texas A&M (01/16/24)
Career: 5 (3)	LAST vs Washington (02/06/21)
SEC: 4	vs Texas A&M (01/16/24)
STEALS	
Season: 2	vs LSU (03/06/24)
Career: 3	LAST vs UCF (02/16/22)
SEC: 2	vs LSU (03/06/24)
BLOCKED SHOTS	
Season: 6	vs Duke (11/29/23)
Career: 6	vs Duke (11/29/23)
SEC: 2 (2x)	LAST at Texas A&M (02/20/24)
MINUTES	
Season: 35:55	vs Stanford (11/22/23)
Career: 44:51	vs Southern Cal (01/23/20)
SEC: 27:15	vs Texas A&M (01/16/24)

CHANDLER LAWSON 2023-24 GAME STATS

Opponent	Date	GS	Min	FG	FGA	Pct	3FG	3A	Pct	FT	FTA	Pct	O	D	Tot	Avg	PF	FO	A	TO	Blk	Stl	Pts	Avg	
ALCORN	11/06/23	*	7	0	0	.000	0	0	.000	2	2	1.000	1	1	2	2.0	0	0	0	1	0	1	2	2.0	
GARDNER-WEBB	11/10/23	*	10	2	2	1.000	1	1	1.000	0	0	.000	1	2	3	2.5	4	0	0	0	0	1	5	3.5	
OLD DOMINION	11/13/23	*	7	1	1	1.000	0	0	.000	0	0	.000	0	2	2	2.3	1	0	0	1	1	0	2	3.0	
UNC GREENSBORO	11/17/23		10	0	0	.000	0	0	.000	0	0	.000	0	1	1	2.0	3	0	0	1	1	0	0	2.3	
vs Stanford	11/22/23		36	4	7	.571	0	0	.000	1	2	.500	5	8	13	4.2	4	0	0	0	5	0	9	3.6	
vs Memphis	11/23/23		10	2	4	.500	0	0	.000	1	2	.500	1	2	3	4.0	2	0	0	0	0	0	5	3.8	
vs North Carolina	11/24/23		19	2	5	.400	0	1	.000	0	1	.000	1	2	3	3.9	3	0	2	1	0	0	4	3.9	
DUKE	11/29/23	*	29	3	8	.375	0	0	.000	1	2	.500	3	5	8	4.4	4	0	1	1	6	1	7	4.3	
FURMAN	12/04/23	*	18	8	10	.800	1	2	.500	2	2	1.000	1	2	3	4.2	1	0	1	1	3	1	19	5.9	
vs Oklahoma	12/09/23	*	9	0	1	.000	0	0	.000	0	0	.000	0	0	0	3.8	1	0	0	0	1	1	0	5.3	
vs Lipscomb	12/16/23	*	7	2	3	.667	0	1	.000	0	0	.000	0	1	1	3.5	0	0	0	0	0	0	4	5.2	
ABILENE CHRISTIAN	12/21/23	*	24	4	6	.667	1	2	.500	0	0	.000	0	10	10	4.1	0	0	1	1	2	0	9	5.5	
UNCW	12/30/23	*	10	1	2	.500	0	0	.000	1	3	.333	2	3	5	4.2	2	0	1	0	1	0	3	5.3	
AUBURN	01/06/24	*	13	1	4	.250	1	3	.333	0	0	.000	0	0	0	3.9	2	0	0	2	0	1	3	5.1	
at Georgia	01/10/24		2	0	1	.000	0	0	.000	0	0	.000	0	0	0	3.6	0	0	0	1	0	0	0	4.8	
at Florida	01/13/24		1	0	0	.000	0	0	.000	0	0	.000	0	0	0	3.4	0	0	0	0	0	0	0	4.5	
TEXAS A&M	01/16/24	*	27	1	1	1.000	0	0	.000	0	2	.000	0	5	5	3.5	5	1	4	0	1	0	2	4.4	
SOUTH CAROLINA	01/20/24	*	25	2	6	.333	0	1	.000	0	0	.000	1	6	7	3.7	3	0	1	0	1	0	4	4.3	
at Ole Miss	01/24/24	*	6	1	2	.500	0	0	.000	0	0	.000	0	0	0	3.5	0	0	0	0	0	1	2	4.2	
KENTUCKY	01/27/24	*	26	2	5	.400	1	2	.500	0	0	.000	0	7	7	3.7	3	0	2	1	2	0	5	4.3	
at Missouri	01/31/24	*	16	3	4	.750	0	0	.000	0	0	.000	2	1	3	3.6	0	0	0	0	0	0	6	4.3	
at LSU	02/03/24	*	20	2	4	.500	1	1	1.000	1	4	.250	1	1	2	3.5	1	0	0	1	0	0	6	4.4	
GEORGIA	02/10/24	*	7	2	2	1.000	0	0	.000	0	0	.000	0	0	0	3.4	3	0	0	0	0	0	4	4.4	
TENNESSEE	02/14/24	*	13	0	2	.000	0	0	.000	2	2	1.000	2	0	2	3.3	2	0	0	0	0	1	2	4.3	
at Mississippi St.	02/17/24	*	20	1	3	.333	0	0	.000	0	0	.000	1	5	6	3.4	2	0	2	0	1	1	2	4.2	
at Texas A&M	02/20/24	*	20	0	1	.000	0	0	.000	0	0	.000	0	5	5	3.5	3	0	2	0	2	0	0	4.0	
MISSOURI	02/24/24	*	10	0	2	.000	0	0	.000	1	2	.500	0	1	1	3.4	0	0	1	0	0	0	1	3.9	
VANDERBILT	02/27/24	*	10	1	1	1.000	0	0	.000	0	0	.000	0	0	0	3.3	3	0	0	1	0	0	2	3.9	
at Kentucky	03/02/24	*	24	1	2	.500	0	0	.000	0	0	.000	0	2	2	3.2	5	1	2	0	0	0	2	3.8	
LSU	03/06/24	*	14	3	3	1.000	0	0	.000	1	1	1.000	0	1	1	3.2	1	0	1	0	0	2	7	3.9	
at Alabama	03/09/24	*	15	1	2	.500	0	0	.000	0	0	.000	0	6	6	3.3	2	0	0	0	2	1	2	3.8	
vs Vanderbilt	03/13/24	*	10	0	2	.000	0	0	.000	0	0	.000	0	0	0	3.2	2	0	0	0	0	0	0	3.7	
vs South Carolina	03/14/24	*	17	1	4	.250	0	1	.000	0	0	.000	0	2	2	3.1	1	0	1	1	0	1	2	3.7	
Totals			27	492	51	100	.510	6	15	.400	13	25	.520	22	81	103	3.1	63	2	22	14	29	13	121	3.7

CHANDLER LAWSON CAREER STATISTICS

Year	GP	GS	Min	Avg	FG	FGA	Pct	3FG	3FGA	Pct	FT	FTA	Pct	Off	Def	Tot	Avg	PF	FO	Ast	TO	Blk	Stl	Pts	Avg
2019-20 (ORE)	31	12	604	19.5	56	108	.519	1	1	1.000	26	40	.650					56	0	41	25	14	21	139	4.5
2020-21 (ORE)	28	8	507	18.1	50	98	.510	4	11	.364	18	36	.500					45	1	22	22	12	14	122	4.4
2021-22 (UM)	17	0	140	8.2	9	19	.474	0	2	.000	9	19	.474					12	0	8	7	9	7	27	1.6
2022-23 (UM)	35	24	683	19.5	68	120	.567	7	14	.500	32	52	.615					77	0	27	34	19	25	175	5.0
2023-24 (ARK)	33	27	492	14.9	51	100	.510	6	15	.400	13	25	.520					63	2	22	14	29	13	121	3.7
TOTAL	144	71	2426	16.8	234	445	.526	18	43	.419	98	172	.570					253	3	120	102	83	80	584	4.1

10 BAYE FALL

@thebayefall21
@3a4e_4all

FULL BIO/STATS

F • 6-11 • 200 • Fr. (4) || Dakar, Sengal (Accelerated Schools (Denver)

Including 2023-24, has FOUR years of collegiate eligibility ... Major: Arts & Sciences ... Born on Dec. 27, 2003 in Guédiawaye, Senegal ... Son of Malle Fall and Awa Ly • Brother. Take. Sister: Ndey ... **SPEAKS 10 LANGUAGES/DIALCTS:** French, Wolof, English, Spanish, German & dialects Jola-Fonyi, Mandinka, Mandjak, Pulaar, Serer & Soninke

• 2023 McDonald's All-American.

2023-24 HIGHLIGHTS

- **ALCORN:** Had two blocked shots and two steals and added four rebounds
- **GWU:** Added two more blocked shots and four more rebounds, adding one steal
- **UNC:** Provided some energy off the bench in the first half with a rebound and a blocked shot ... Was +4 in his 3:03 played.
- **@ MISS STATE:** Had a blocked shot and altered two in 2:46 played.



FALL'S PERSONAL BESTS

POINTS

Career: 4 vs Alcorn State (11/06/23)
SEC: 1 (3x) LAST vs Tennessee (02/14/24)

FG MADE

Career: 1 vs Alcorn State (11/06/23)
SEC: --

FG ATTEMPTED

Career: 2 vs Alcorn State (11/06/23)
SEC: --

3-POINT FG MADE

Career: --
SEC: --

3-PT FG ATTEMPTS

Career: --
SEC: --

FT MADE

Career: 2 vs Alcorn State (11/06/23)
SEC: 1 (3x) LAST vs Tennessee (02/14/24)

FT ATTEMPTED

Career: 6 vs Alcorn State (11/06/23)
SEC: 3 at Ole Miss (01/24/24)

REBOUNDS

Career: 4 (2x) LAST vs Gardner-Webb (11/10/23)
SEC: 1 (2x) LAST vs Tennessee (02/14/24)

ASSISTS

Career: --
SEC: --

STEALS

Career: 2 vs Alcorn State (11/06/23)
SEC: --

BLOCKED SHOTS

Career: 2 (2x) LAST vs Gardner-Webb (11/10/23)
SEC: 1 at Mississippi State (02/17/24)

MINUTES

Career: 9:35 vs Gardner-Webb (11/10/23)
SEC: 6:08 at Ole Miss (01/24/24)

BAYE FALL 2023-24 GAME STATS

Opponent	Date	GS	Min	FG	FGA	Pct	3FG	3A	Pct	FT	FTA	Pct	O	D	Tot	Avg	PF	FO	A	TO	Blk	Stl	Pts	Avg
ALCORN	11/06/23	9		1	2	.500	0	0	.000	2	6	.333	1	3	4	4.0	5	1	0	2	2	2	4	4.0
GARDNER-WEBB	11/10/23	10		0	0	.000	0	0	.000	0	2	.000	1	3	4	4.0	3	0	0	2	2	1	0	2.0
OLD DOMINION	11/13/23	DNP																						
UNC GREENSBORO	11/17/23	DNP																						
vs Stanford	11/22/23	DNP																						
vs Memphis	11/23/23	DNP																						
vs North Carolina	11/24/23	3		0	0	.000	0	0	.000	0	0	.000	0	1	1	3.0	0	0	0	0	1	0	0	1.3
DUKE	11/29/23	1		0	0	.000	0	0	.000	0	0	.000	1	0	1	2.5	0	0	0	0	0	0	0	1.0
FURMAN	12/04/23	DNP																						
vs Oklahoma	12/09/23	DNP																						
vs Lipscomb	12/16/23	DNP																						
ABILENE CHRISTIAN	12/21/23	DNP																						
UNCW	12/30/23	DNP																						
AUBURN	01/06/24	4		0	0	.000	0	0	.000	1	2	.500	0	0	0	2.0	0	0	0	0	0	0	1	1.0
at Georgia	01/10/24	DNP																						
at Florida	01/13/24	5		0	0	.000	0	0	.000	0	0	.000	0	0	0	1.7	2	0	0	0	0	0	0	0.8
TEXAS A&M	01/16/24	DNP																						
SOUTH CAROLINA	01/20/24	DNP																						
at Ole Miss	01/24/24	6		0	0	.000	0	0	.000	1	3	.333	1	0	1	1.6	0	0	0	1	0	0	1	0.9
KENTUCKY	01/27/24	DNP																						
at Missouri	01/31/24	DNP																						
at LSU	02/03/24	DNP																						
GEORGIA	02/10/24	DNP																						
TENNESSEE	02/14/24	4		0	0	.000	0	0	.000	1	2	.500	1	0	1	1.5	0	0	0	0	0	0	1	0.9
at Mississippi St.	02/17/24	3		0	0	.000	0	0	.000	0	0	.000	0	0	0	1.3	0	0	0	1	1	0	0	0.8
at Texas A&M	02/20/24	DNP																						
MISSOURI	02/24/24	DNP																						
VANDERBILT	02/27/24	DNP																						
at Kentucky	03/02/24	DNP																						
LSU	03/06/24	DNP																						
at Alabama	03/09/24	DNP																						
vs Vanderbilt	03/13/24	DNP																						
vs South Carolina	03/14/24	DNP																						
Totals		0	45	1	2	.500	0	0	.000	5	15	.333	5	7	12	1.3	10	1	0	6	6	3	7	0.8

BAYE FALL CAREER STATISTICS

Year	GP	GS	Min	Avg	FG	FGA	Pct	3FG	3FGA	Pct	FT	FTA	Pct	Off	Def	Tot	Avg	PF	FO	Ast	TO	Blk	Stl	Pts	Avg
2023-24	9	0	45	5.0	1	2	.500	0	0	.000	5	15	.333	5	7	12	1.3	10	1	0	6	6	3	7	0.8

11 JALEN GRAHAM

F • 6-10 • 220 • 5th Yr Sr. (1) || Phoenix, Ariz. (Mountain Pointe HS / Arizona State)

@jalengrahamm5
@jalengrahamm

FULL BIO/STATS

The 2023-24 season is his final year of collegiate eligibility ... Major: Sociology ... Born on April 4, 2001, in Le Grande, Ore. ... The son Susie Graham. Brother: Devin. Twin Sister: Jenah

• Played in 31 games for the Razorbacks in 2022-23 and scored 161 points, making 74-of-113 field goals ... His season FG% of .655 ranks 7th on the school's single-season list

2023-24 HIGHLIGHTS

- **ALCORN:** Led the team with eight rebounds (six defensive) in 13:58 played ... Only led the team in rebounding twice in 2022-23.
- **OKLAHOMA:** Had a strong showing with 8 points (4-of-5 FG) with five rebounds, two assists and two blocked shots.
- **LIPSCOMB:** Had season highs in points (11), field goals made (5), field goals attempts-tied (6) and blocked shots (2) ... Was a team-best +8.
- **ACU:** Scored five of his seven points in the second half to help Arkansas in the come-from-behind win ... Added two blocked shots.
- **UNCW:** Scored a then season-high 16 points (7-of-11 FG also season highs) with six rebounds (three offensive) and a blocked shot ... Played a season-high 26:58.
- **AUBURN:** Got his first start as a Razorback ... Was the only Hog with a positive plus/minus (+1) in the 32-point loss ... Had four offensive rebounds – six total – and added two steals.
- **@ FLORIDA:** Scored 10 points for his third game in double figures this season and added two blocked shots.
- **@ MIZZOU:** **Played his best overall game as a Razorback** ... Scored 13 points with four assists (his most as a Razorback), a career-high four steals and three blocked shots - tying his most in an SEC game. • **@ LSU:** Had a **season-high 18 points**, going 8-of-14 from the field ... **Played 30:27, his most as a Razorback**, his ninth time to play 30-plus minutes in his career and first time since 2022 ... Eight field goals made was a season-high and his 14 attempts were one shy of his career high ... Added two steals and two blocked shots.
- **GEORGIA:** Played a key role in Arkansas leading by five at halftime ... Led the team with 10 points in the period, finishing with 11.
- **vs SOUTH CAROLINA:** Played 20 minutes and scored 11 pints (5-of-6 FG) ... Led the team with **four assists (tying a season high)** and two blocked shots.

CAREER DOUBLE-DOUBLES (4)

SOPHOMORE (at ASU)	(3)
01/25/21 • at Arizona State	14 pts 11 reb
02/14/21 • at Oregon State	14 pts 11 reb
02/27/21 • WASHINGTON STATE	11 pts 12 reb
JUNIOR (at ASU)	(1)
02/05/22 • UCLA	16 pts 10 reb



GRAHAM'S PERSONAL BESTS

POINTS	
Season: 18	at LSU (02/3/24)
Career: 26	vs Florida (02/18/23)
SEC: 26	vs Florida (02/18/23)
FG MADE	
Season: 8	at LSU (02/3/24)
Career: 12	vs Florida (02/18/23)
SEC: 12	vs Florida (02/18/23)
FG ATTEMPTED	
Season: 14	at LSU (02/3/24)
Career: 15	vs Florida (02/18/23)
SEC: 15	vs Florida (02/18/23)
3-POINT FG MADE	
Season: --	
Career: 1	vs Oregon (02/17/22)
SEC: --	
3-PT FG ATTEMPTS	
Season: 1	at LSU (02/3/24)
Career: 2 (2x)	last vs Oregon (02/17/22)
SEC: 1 (3x)	LAST at LSU (02/3/24)
FT MADE	
Season: 3	vs Abilene Christian (12/21/23)
Career: 6 (2x)	last vs Stanford (03/05/22)
SEC: 2	vs Florida (02/18/23)
FT ATTEMPTED	
Season: 4	vs Abilene Christian (12/21/23)
Career: 8 (2x)	last vs Stanford (03/05/22)
SEC: 5	at Auburn (01/07/23)
REBOUNDS	
Season: 8	vs Alcorn State (11/06/23)
Career: 12	vs Washington State (02/27/21)
SEC: 7	vs Florida (02/18/23)
ASSISTS	
Season: 4 (2x)	LAST vs South Carolina (03/14/24)
Career: 6	vs UCLA (02/05/22)
SEC: 4	at Missouri (01/31/24)
STEALS	
Season: 4	at Missouri (01/31/24)
Career: 4	at Missouri (01/31/24)
SEC: 4	at Missouri (01/31/24)
BLOCKED SHOTS	
Season: 3	at Missouri (01/31/24)
Career: 5	vs Colorado (11/08/19)
SEC: 3 (2x)	LAST at Missouri (01/31/24)
MINUTES	
Season: 30:27	at LSU (02/3/24)
Career: 39:36	vs UCLA (02/05/22)
SEC: 30:27	at LSU (02/3/24)

JALEN GRAHAM 2023-24 GAME STATS																								
Opponent	Date	GS	Min	FG	FGA	Pct	3FG	3A	Pct	FT	FTA	Pct	O	D	Tot	Avg	PF	FO	A	TO	Blk	Stl	Pts	Avg
ALCORN	11/06/23		14	4	6	.667	0	0	.000	0	2	.000	2	6	8	8.0	0	0	0	0	0	0	8	8.0
GARDNER-WEBB	11/10/23		8	2	3	.667	0	0	.000	0	1	.000	1	2	3	5.5	1	0	0	0	1	0	4	6.0
OLD DOMINION	11/13/23		6	1	3	.333	0	0	.000	0	0	.000	0	0	0	3.7	1	0	0	0	0	0	2	4.0
UNC GREENSBORO	11/17/23	DNP-Inj																						
vs Stanford	11/22/23	DNP-Inj																						
vs Memphis	11/23/23	DNP-Inj																						
vs North Carolina	11/24/23	DNP-Inj																						
DUKE	11/29/23		2	0	1	.000	0	0	.000	0	0	.000	0	0	0	2.8	2	0	0	0	0	1	0	3.0
FURMAN	12/04/23		9	1	3	.333	0	0	.000	0	0	.000	2	1	3	2.8	2	0	0	0	0	0	2	3.0
vs Oklahoma	12/09/23		16	4	5	.800	0	0	.000	0	0	.000	2	3	5	3.2	1	0	2	0	2	0	8	4.0
vs Lipscomb	12/16/23		15	5	6	.833	0	0	.000	1	2	.500	0	1	1	2.9	2	0	1	1	2	0	11	5.0
ABILENE CHRISTIAN	12/21/23		13	2	2	1.000	0	0	.000	3	4	.750	2	1	3	2.9	2	0	0	2	2	0	7	5.0
UNCW	12/30/23		26	7	11	.636	0	0	.000	2	2	1.000	3	3	6	3.2	2	0	0	2	1	0	16	6.0
AUBURN	01/06/24	*	20	2	8	.250	0	0	.000	0	0	.000	4	2	6	3.5	2	0	0	0	0	2	4	6.0
at Georgia	01/10/24		12	4	8	.500	0	0	.000	1	6	.167	1	0	1	3.3	1	0	0	1	1	0	9	6.0
at Florida	01/13/24		21	4	8	.500	0	0	.000	2	4	.500	2	3	5	3.4	1	0	0	0	2	0	10	6.0
TEXAS A&M	01/16/24		4	0	0	.000	0	0	.000	0	0	.000	0	0	0	3.2	2	0	0	0	1	0	0	6.0
SOUTH CAROLINA	01/20/24		6	1	1	1.000	0	0	.000	1	2	.500	0	0	0	2.9	2	0	1	1	1	0	3	6.0
at Ole Miss	01/24/24		13	3	3	1.000	0	0	.000	0	2	.000	2	0	2	2.9	3	0	2	0	1	0	6	6.0
KENTUCKY	01/27/24	*	18	4	7	.571	0	0	.000	0	0	.000	0	2	2	2.8	4	0	0	2	1	1	8	6.0
at Missouri	01/31/24	*	26	6	11	.545	0	0	.000	1	2	.500	1	0	1	2.7	5	1	4	3	3	4	13	6.0
at LSU	02/03/24	*	30	8	14	.571	0	1	.000	2	3	.667	1	3	4	2.8	3	0	1	2	2	2	18	7.0
GEORGIA	02/10/24		14	4	7	.571	0	0	.000	3	6	.500	1	2	3	2.8	1	0	0	0	0	0	11	7.0
TENNESSEE	02/14/24	*	23	4	9	.444	0	0	.000	0	1	.000	1	6	7	3.0	3	0	2	2	1	1	8	7.0
at Mississippi St.	02/17/24	DNP-Inj																						
at Texas A&M	02/20/24	DNP-Inj																						
MISSOURI	02/24/24	DNP-Inj																						
VANDERBILT	02/27/24	DNP																						
at Kentucky	03/02/24	DNP																						
LSU	03/06/24	DNP																						
at Alabama	03/09/24	DNP																						
vs Vanderbilt	03/13/24	DNP																						
vs South Carolina	03/14/24		20	5	6	.833	0	0	.000	1	2	.500	1	2	3	3.0	4	0	4	1	2	0	11	7.0
Totals		5	316	71	122	.582	0	1	.000	17	39	.436	26	37	63	3.0	44	1	17	17	23	11	159	7.0

JALEN GRAHAM CAREER STATISTICS																			
Year	GP	GS	Min	Avg	FG	FGA	Pct	3FG	3FGA	Pct	FT	FTA	Pct	Off	Def	Tot	Avg	PF	FO
2019-20 (ASU)	28	2	304	10.9	42	61	.689	0	0	.000	5	14	.357	34	43	77	2.8	49	0
2020-21 (ASU)	21	19	512	24.4	72	131	.550	0	1	.000	26	45	.578	37	69	106	5.0	68	4
2021-22 (ASU)	29	22	682	23.5	124	255	.486	1	18	.056	38	72	.528	35	97	132	4.6	85	2
2022-23 (ARK)	31	0	290	9.4	74	113	.655	0	3	.000	13	35	.371	23	47	70	2.3	38	0
2023-24 (ARK)	21	5	316	15.0	71	122	.582	0	1	.000	17	39	.436	26	37	63	3.0	44	1
TOTAL	130	48	2104	16.2	338	682	.496	1	23	.043	99	205	.483	155	293	448	3.4	284	7

12 TRAMON MARK

G • 6-6 • 185 • Jr. (3) // Dickinson, Texas (Dickinson HS / Houston)

@realbuckets11
@tramonmark

FULL BIO/STATS

Pronounced: Truh-Mon

Including 2023-24, has THREE years of collegiate eligibility ... Major: Sociology ... Born on Sept. 30, 2001, in Nassau Bay, Texas ... Son of Truitt and Vertresa Mark ... Brother: Ivery. Sister: Chloe

• 1 OF 20 ON THE JERRY WEST SHOOTING GUARD OF THE YEAR PRESEASON WATCH LIST

• NAMED TO THE FIVE-MAN BATTLE 4 ATLANTIS ALL-TOURNAMENT TEAM

- Was injured in the final minutes vs North Carolina (after he had scored 34 points) ... Missed two games: Duke (lower back) and at Ole Miss (migraine).
- His 83 free throws made in SEC games ranks seventh-best in school history.

DOUBLE-DOUBLES (1)

JUNIOR (at ARK)

(1)

12/21/23 • ABILENE CHRISTIAN

25 pts

11 reb

IN THE SEC RANKINGS

- ALL GAMES 10th in PPG (16.2 avg) 7th in FG% (.480) 9th in FT Made (131 - missed 2 gms) 15th in FG Made (168 - missed 2 gms)
- SEC ONLY 7th in steals (1.53) 11th in scoring (16.4) 10th in Def Reb (4.35) 12th in BLKS (1.12) 14th in FG% (.436) 15th in FT% (.822)

2023-24 HIGHLIGHTS

- BATTLE 4 ATLANTIS: NAMED TO THE FIVE-MAN ALL-TOURNAMENT TEAM ... STANFORD:** Just missed his career high with a team-best 25 points ... **Made (12) and attempted (15) career highs at the free throw line** ... Scored 19 of his 25 points in the second half and the overtimes ... Made a 3-pointer with 2:06 left in regulation to tie the game at 54 ... His layup with 19 seconds left proved to be the game winner ... **Played a career-high 41:08 ... UNC:** Scored a career-high 34 points, making a **career-high 13 FG (13-of-17) and tied career-high with 4 3's made (4-of-6)** ... Scored 20 in the first half, going 8-of-8 from the field (2-of-2 3PT) ... Also led the team with five rebounds.
- FURMAN:** After missing the Duke game, came off the bench to play 26:27 ... Scored seven points with two assists and two steals.
- LIPSCOMB:** Came off the bench and led the team with 17 points (15 in the first half) ... Made his first three 3's ... Added three rebounds and three assists.
- ACU:** Recorded his **first career double-double** with 25 points and a **career-high 11 rebounds** ... Played all 20 minutes of the second half, scoring 17 points (7-of-9 FG / 2-of-2 3PT) and grabbing seven rebounds, as Arkansas turned a seven-point halftime deficit into a 10-point win.
- UNCW:** His solid game was lost in the shuffle of three other impressive performances ... Scored 18 points (5-of-8 FG / 1-of-2 3PT / 7-of-8 FT).
- @ GEORGIA: Produced his best overall game** ... Led the team in scoring (24 points), rebounds (7) and steals (3) while tying for the team lead in assists (3) and blocked shots (3) ... **His three blocked shots are a career high** and while both his **three assists and three steals tied season highs** ... Was 10-of-10 at the free throw line and is 1 of 5 Razorbacks to go at least 10-of-10 at the free throw line in an SEC game ... Scored 18 of his points in the second half (going 8-of-8 at the line).
- TEXAS A&M:** Had a **career-high 35 points - including the game winner with 1.1 seconds left** - to lead Arkansas to the win ... In fact, he scored all nine of Arkansas' final 9 points inside the final 3:43 ... Had **career highs in free throws made (17) and attempted (22)** ... The 17 FT made ties for 5th all-time in school history and ties for 2nd in SEC game ... The 22 FTA ties for 3rd all-time by a Razorback and ties the record for SEC game ... Played all 40 minutes ... **Tied his career-high with three blocked shots** and added five rebounds.
- SOUTH CAROLINA:** Led Arkansas with 18 points (2-of-3 3PT and 4-4 FT), 16 coming in the second half.
- KENTUCKY:** Just missed a double-double with 11 points and eight rebounds (his 2nd-best total of the season) ... Led the team with three assists and had two steals.
- @ MIZZOU:** Led the team with 22 points (8-of-13 FG and 6-of-8 FT) ... Added three steals and two blocked shots ... With the Tigers making a charge, Markk scored 16 of his 22 in the second half with all four of his rebounds and two steals.
- @ LSU:** Scored a team-high 20 points, going 7-of-10 from the field and 5-of-5 at the line ... Also led the team with six rebounds and tied for the lead with two steals.
- GEORGIA:** Scored 13 points, 11 in the second half, and tied for the team lead with five rebounds and **three steals (tying a season high)** ... Added two assists and two steals ... Scored seven points inside the final seven minutes with a rebound, assist and a steal.
- @ TEXAS A&M:** Scored 26 points, including 22 in the second half ... Made 2-of-3 3PT and 8-of-10 FT ... Dished out a **season-high 5 assists** ... Added six rebounds.
- MIZZOU:** Scored 10 points, making a pair of 3's, while adding seven rebounds and three assists.
- VANDY:** Scored 15 points, going 8-of-8 from the line ... Led the team with six rebounds.
- @ KENTUCKY:** Pumped in 23 points (10-of-20 FG + 3-of-6 3PT) ... Led the team with three assists and four steal ... **20 FG attempts were a career high and he tied a career high with four steals** ... Scored 15 in the first half (6-of-10 FG and 3-of-4 3PT).
- LSU:** Only scored nine points, but led the team with eight rebounds and five assists ... Added two blocked shots.
- @ ALABAMA:** Scored 13 points, going 6-of-6 at the line, and was +8 in his 30:13 played (best among players that played over 20 minutes).
- vs VANDY:** After being down 14 at the break and scoring zero points, had 18 second-half points to help force overtime ... Was 6-of-10 from the field in the period including 2-of-4 from deep.



MARK'S PERSONAL BESTS

POINTS

Season: 35 vs Texas A&M (01/16/24)
Career: 35 vs Texas A&M (01/16/24)
SEC: 35 vs Texas A&M (01/16/24)

FG MADE

Season: 13 vs North Carolina (11/24/23)
Career: 13 vs North Carolina (11/24/23)
SEC: 8 (3x) LAST at Texas A&M (02/20/24)

FG ATTEMPTED

Season: 20 at Kentucky (03/02/24)
Career: 20 at Kentucky (03/02/24)
SEC: 20 at Kentucky (03/02/24)

3-POINT FG MADE

Season: 4 (2x) LAST vs North Carolina (11/24/23)
Career: 4 (2x) LAST vs North Carolina (11/24/23)
SEC: 2 vs Texas A&M (01/16/24)

3-PT FG ATTEMPTS

Season: 6 (2x) LAST vs North Carolina (11/24/23)
Career: 8 vs South Carolina (12/05/20)
SEC: 4 at Georgia (01/10/24)

FT MADE

Season: 17 vs Texas A&M (01/16/24)
Career: 17 vs Texas A&M (01/16/24)
SEC: 17 vs Texas A&M (01/16/24)

FT ATTEMPTED

Season: 22 vs Texas A&M (01/16/24)
Career: 22 vs Texas A&M (01/16/24)
SEC: 22 vs Texas A&M (01/16/24)

REBOUNDS

Season: 11 vs Abilene Christian 12/21/23
Career: 11 vs Abilene Christian 12/21/23
SEC: 8 vs Kentucky (01/27/24)

ASSISTS

Season: 5 at Texas A&M (02/20/24)
Career: 7 vs Cincinnati (03/14/21)
SEC: 5 at Texas A&M (02/20/24)

STEALS

Season: 4 at Kentucky (03/02/24)
Career: 4 (2x) LAST at Kentucky (03/02/24)
SEC: 4 at Kentucky (03/02/24)

BLOCKED SHOTS

Season: 3 (2x) LAST vs Texas A&M (01/16/24)
Career: 3 (2x) LAST vs Texas A&M (01/16/24)
SEC: 3 (2x) LAST vs Texas A&M (01/16/24)

MINUTES

Season: 41:08 vs Stanford (11/22/23)
Career: 41:08 vs Stanford (11/22/23)
SEC: 40:00 vs Texas A&M (01/16/24)

TRAMON MARK 2023-24 GAME STATS

Opponent	Date	GS	Min	FG	FGA	Pct	3FG	3A	Pct	FT	FTA	Pct	O	D	Tot	Avg	PF	FO	A	T	Blk	Stl	Pts	Avg	
ALCORN	11/06/23	*	21	6	8	.750	4	6	.667	0	0	.000	0	1	1	1.0	0	0	3	1	0	1	16	16.0	
GARDNER-WEBB	11/10/23	*	27	6	12	.500	0	2	.000	2	4	.500	0	3	3	2.0	2	0	2	1	1	0	14	15.0	
OLD DOMINION	11/13/23	*	21	2	7	.286	1	3	.333	2	2	1.000	0	6	6	3.3	4	0	1	0	0	0	7	12.3	
UNC GREENSBORO	11/17/23	*	38	9	15	.600	0	2	.000	3	5	.600	0	2	2	3.0	3	0	1	2	0	3	21	14.5	
vs Stanford	11/22/23	*	41	6	15	.400	1	4	.250	12	15	.800	0	1	1	2.6	4	0	1	1	0	1	25	16.6	
vs Memphis	11/23/23	*	26	4	9	.444	0	2	.000	4	5	.800	0	1	1	2.3	3	0	0	1	0	1	12	15.8	
vs North Carolina	11/24/23	*	33	13	17	.765	4	6	.667	4	7	.571	0	5	5	2.7	3	0	0	1	1	0	34	18.4	
DUKE	11/29/23	DNP-Inj																							
FURMAN	12/04/23		26	3	6	.500	0	2	.000	1	2	.500	0	3	3	2.8	3	0	2	4	1	2	7	17.0	
vs Oklahoma	12/09/23	*	33	3	7	.429	0	2	.000	2	2	1.000	0	2	2	2.7	3	0	2	1	0	0	8	16.0	
vs Lipscomb	12/16/23	*	31	6	12	.500	3	4	.750	2	2	1.000	0	3	3	2.7	3	0	3	2	1	0	17	16.1	
ABILENE CHRISTIAN	12/21/23		35	9	14	.643	2	2	1.000	5	6	.833	2	9	11	3.5	2	0	2	2	0	0	25	16.9	
UNCW	12/30/23	*	24	5	8	.625	1	2	.500	7	8	.875	1	1	2	3.3	5	1	1	0	1	1	18	17.0	
AUBURN	01/06/24	*	29	3	8	.375	1	3	.333	3	4	.750	1	4	5	3.5	1	0	2	1	0	0	10	16.5	
at Georgia	01/10/24	*	36	7	14	.500	0	4	.000	10	10	1.000	0	7	7	3.7	3	0	3	2	3	3	24	17.0	
at Florida	01/13/24	*	30	6	14	.429	0	2	.000	0	0	.000	1	3	4	3.7	2	0	2	1	1	2	12	16.7	
TEXAS A&M	01/16/24	*	40	8	15	.533	2	3	.667	17	22	.773	0	5	5	3.8	3	0	0	3	3	0	35	17.8	
SOUTH CAROLINA	01/20/24	*	32	6	13	.462	2	3	.667	4	4	1.000	0	2	2	3.7	2	0	1	1	0	1	18	17.8	
at Ole Miss	01/24/24	DNP-III																							
KENTUCKY	01/27/24	*	37	5	17	.294	0	4	.000	1	2	.500	1	7	8	3.9	2	0	3	3	0	2	11	17.4	
at Missouri	01/31/24	*	34	8	13	.615	0	0	.000	6	8	.750	0	4	4	3.9	4	0	1	3	2	3	22	17.7	
at LSU	02/03/24	*	34	7	13	.538	1	3	.333	5	5	1.000	2	4	6	4.1	2	0	0	1	1	2	20	17.8	
GEORGIA	02/10/24	*	39	4	8	.500	0	0	.000	5	8	.625	0	5	5	4.1	1	0	2	2	2	3	13	17.6	
TENNESSEE	02/14/24	*	28	4	10	.400	2	6	.333	2	2	1.000	0	2	2	4.0	4	0	1	4	1	3	12	17.3	
at Mississippi St.	02/17/24	*	28	2	7	.286	1	3	.333	1	1	1.000	0	3	3	4.0	5	1	0	2	2	1	6	16.8	
at Texas A&M	02/20/24	*	36	8	16	.500	2	3	.667	8	10	.800	0	6	6	4.0	3	0	5	3	1	1	26	17.2	
MISSOURI	02/24/24	*	36	3	7	.429	2	3	.667	2	4	.500	3	4	7	4.2	2	0	3	0	1	0	10	16.9	
VANDERBILT	02/27/24	*	37	3	11	.273	1	5	.200	8	8	1.000	0	6	6	4.2	4	0	2	2	0	0	15	16.8	
at Kentucky	03/02/24	*	35	10	20	.500	3	6	.500	0	0	.000	1	3	4	4.2	2	0	3	4	0	4	23	17.1	
LSU	03/06/24	*	38	2	8	.250	0	3	.000	5	7	.714	1	7	8	4.4	5	1	5	3	2	0	9	16.8	
at Alabama	03/09/24	*	30	3	10	.300	1	4	.250	6	6	1.000	1	2	3	4.3	4	0	1	1	0	1	13	16.7	
vs Vanderbilt	03/13/24	*	38	6	12	.500	2	6	.333	4	4	1.000	0	4	4	4.3	3	0	2	1	0	1	18	16.7	
vs South Carolina	03/14/24	*	35	1	4	.250	0	1	.000	0	0	.000	1	2	3	4.3	2	0	3	1	0	0	2	16.2	
Totals			28	1008	168	350	.480	36	99	.364	131	163	.804	15	117	132	4.3	89	3	57	54	24	36	503	16.2

TRAMON MARK CAREER STATISTICS

Year	GP	GS	Min	Avg	FG	FGA	Pct	3FG	3FGA	Pct	FT	FTA	Pct	Off	Def	Tot	Avg	PF	FO	Ast	TO	Blk	Stl	Pts	Avg
2020-21 (UH)	32	4	642	20.1	85	224	.379	19	73	.260	62	81	.765	24	71	95	3.0	55	1	55	37	5	30	251	7.8
2021-22 (UH) *	7	0	143	20.4	25	55	.455	5	18	.278	16	17	.941	3	14	17	2.4	17	0	17	10	2	10	71	10.1
2022-23 (UH)	37	37	1088	29.4	128	328	.390	29	119	.328	80	102	.784	47	134	181	4.9	71	1	67	45	15	39	375	10.1
2023-24 (ARK)	31	28	1008	32.5	168	350	.480	36	99	.364	131	163	.804	15	117	132	4.3	89	3	57	54	24	36	503	16.2
TOTAL	107	69	2881	26.9	406	957	.424	89	309	.288	289	363	.796	89	336	425	4.0	232	5	196	146	46	115	1190	11.1

* - Received a medical redshirt

15 MAKHI MITCHELL

@motheekid03
@thats_khi

FULL BIO/STATS

F/C • 6-10 • 240 • 5th Yr Sr. (1) // Washington, D.C. (Woodrow Wilson HS / Rhode Island) Pronounced: Ma-Ki

The 2023-24 season is his final year of collegiate eligibility ... Major: Sociology ... Born on Jan. 31, 2000, in Washington, D.C. ... Son of Maria Mitchell ... Has a twin brother (Makhel) that plays at Little Rock

• His season FG% of .662 (104-of-157) in 2022-23 ranks fourth on the Razorback single-season list.

- AFTER SCORING 1 point vs Tennessee ... bounced back with a then career-high 21 points at Miss State followed by a career-high, 22-point outing at Texas A&M
- Scored double figures in 12 of the last 14
 - ^ Averaged 13.5 pts (thanks to 54-of-66 (81.8%) FT) 6.8 rebounds and 1.7 blocks (24 total)
 - ^ Take out his 1-pt game vs UT and 0-pt game vs Vandy, he averaged 16.2 ppg, 7.4 rebs, 2.0 blocks
- Ranked 6th in the SEC in blocks/gm (1.39) & 7th in total blocks (46) ... 13th in double-doubles (4)
 - ^ Had 9 games with three-plus rejections

2023-24 HIGHLIGHTS

- GWU: In 17 minutes, was a team-best +23 ... Had five points, five rebounds, two assists and four blocked shots.
- ODU: Had a double-double (15 points and 10 rebounds) and was 6-of-7 from the field.
- DUKE: Led the team with a +12, making all three of his shots to scored six points.
- LIPSCOMB: Was 6-of-6 from the field and scored 12 points ... Added five rebounds and a blocked shot.
- @ GEORGIA: Tied for the team lead with three assists and three blocked shots.
- @ FLORIDA: Once again had three blocked shots.
- KENTUCKY: Recorded his second double-double of the season with 12 points and 13 rebounds while adding four blocked shots ... Was 8-of-10 at the free throw line.
- @ MISSOURI: Had a career game (on his 24th birthday) in the win with his second-straight double-double (his first time to post double-doubles in back-to-back games) with 19 points and 14 rebounds ... Tied his then career-high with 19 points while making a career-high eight field goals (entered the game with three dunks for the year and had four vs the Tigers) ... His 14 rebounds were his best in an SEC game while ranking as his second-best career total ... Helped Arkansas to a 19-point halftime lead with 14 points and eight rebounds.
- @ LSU: For the third straight game, scored in double figures with 10 points (3-of-4 FG / 4-of-4 FT) and led the team with four assists, tying his SEC high.
- GEORGIA: Pumped in 14 (4-of-6 FG and 6-of-8 FT) with three blocked shots while tying for the team lead with five rebounds ... Scored 10 in the second half (3-of-3 FG) ... INSIDE THE FINAL THREE MINUTES, hit a layup to put Arkansas up one (69-68) with 2:26 left, assisted on a 3-pointer to put Arkansas up two (72-70), made a layup with 54 seconds left to put Arkansas up two (74-72) and got a defensive rebound then hit two free throws for a five-point Arkansas lead (77-72).
- @ MISS STATE: Scored a then career-high 21 points at Mississippi State with nine rebounds ... Was 8-of-12 from the field and 5-of-5 at the line ... The 8 FG made ties his career high ... Scored 15 of his 21 in the second half, making all five FT, with six of his nine rebounds and both blocked shots ... Made several critical plays in the second half ... With 12:28 left, he converted an old-fashioned 3-point play to tie the game at 46 ... Blocked a shot and made a layup to put the Hogs up two, 48-46 ... With 3:42 left in the game, Mitchell made two free throws to knot the game at 59 ... Had a dunk to square the game at 61 ... With 2:12 left, Mitchell grabbed an offensive rebound and made the putback for a 63-61 Arkansas lead.
- @ TEXAS A&M: Tied his fourth double-double with 22 points and 13 rebounds ... 22 points was a career high ... Also had career highs at the free throw line for makes (10) and attempts (12) ... and tied an SEC high with four blocked shots ... Had 13 first-half points with five rebounds (4-of-5 FG and 5-of-7 FT).
- @ KENTUCKY: Scored 13 points, going 4-of-6 from the field and 5-of-5 at the line.
- LSU: Was spectacular in the win, scoring 19 points, grabbing eight rebounds and blocking three shots ... Tied his career high with eight FG made (8-of-10).
- @ ALABAMA: Tied his season and SEC high with four blocked shots ... Scored 18 points (7-of-9 FG, 4-of-6 FT).
- vs VANDY: Stuffed the stat sheet in the first round win SEC Tourney win with 18 points (7-of-11 FG), six rebounds, three assists and three blocked shots.
- vs SOUTH CAROLINA: Continued his strong play with 15 points (7-of-11 FG) and five rebounds.

CAREER DOUBLE-DOUBLES (14)

SOPHOMORE (at URI)	(1)
12/02/20 • SETON HALL	11 pts 11 reb
JUNIOR (at URI)	(7)
11/12/21 • BRYANT	11 pts 18 reb
11/27/21 • GEORGIA STATE	10 pts 12 reb
12/13/21 • at Milwaukee	16 pts 10 reb
01/28/22 • at Dayton	12 pts 11 reb
02/05/22 • UMASS	13 pts 13 reb
02/12/22 • DAVIDSON	16 pts 11 reb
02/19/22 • at George Washington	13 pts 10 reb
SENIOR (at ARK)	(2)
12/06/22 • UNC GREENSBORO	13 pts 14 reb
02/18/23 • FLORIDA	10 pts 10 reb
5th-YR SENIOR (at ARK)	(4)
11/13/23 • OLD DOMINION	15 pts 11 reb
01/24/24 • KENTUCKY	# 12 pts 13 reb
01/31/24 • at Missouri	# 19 pts 14 reb
02/2/24 • at Texas A&M	22 pts 13 rebs
# - back-to-back games	



MAKHI'S PERSONAL BESTS

POINTS	
Season: 22	at Texas A&M (02/20/24)
Career: 22	at Texas A&M (02/20/24)
SEC: 22	at Texas A&M (02/20/24)
FG MADE	
Season: 8 (4x)	LAST vs LSU (03/06/24)
Career: 8 (4x)	LAST vs LSU (03/06/24)
SEC: 8 (4x)	LAST vs LSU (03/06/24)
FG ATTEMPTED	
Season: 13	at Missouri (01/31/24)
Career: 13	at Missouri (01/31/24)
SEC: 13	at Missouri (01/31/24)
3-POINT FG MADE	
Season: --	
Career: 1 (8x)	LAST at Vanderbilt (01/14/23)
SEC: 1	at Vanderbilt (01/14/23)
3-PT FG ATTEMPTS	
Season: --	
Career: 3	at Saint Joseph's (03/05/22)
SEC: 1 (2x)	LAST at Mississippi State (02/17/24)
FT MADE	
Season: 10	at Texas A&M (02/20/24)
Career: 10	at Texas A&M (02/20/24)
SEC: 10	at Texas A&M (02/20/24)
FT ATTEMPTED	
Season: 12	at Texas A&M (02/20/24)
Career: 12 (3x)	LAST at Texas A&M (02/20/24)
SEC: 12	at Texas A&M (02/20/24)
REBOUNDS	
Season: 14	at Missouri (01/31/24)
Career: 18	vs Bryant (11/21/21)
SEC: 14	at Missouri (01/31/24)
ASSISTS	
Season: 3	at Georgia (01/10/24)
Career: 8	at UMass (01/15/22)
SEC: 4 (2x)	LAST at LSU (02/3/24)
STEALS	
Season: 2 (2x)	LAST at Mississippi State (02/17/24)
Career: 3 (5x)	LAST vs UNCA (12/21/22)
SEC: 2	at Mississippi State (02/17/24)
BLOCKED SHOTS	
Season: 4 (4x)	LAST at Alabama (03/09/24)
Career: 6	vs Saint Louis (03/03/22)
SEC: 4 (3x)	LAST at Alabama (03/09/24)
MINUTES	
Season: 34:40	vs Vanderbilt (02/13/24)
Career: 35:53	at LSU (12/28/22)
SEC: 35:53	at LSU (12/28/22)

MAKHI MITCHELL 2023-24 GAME STATS

Opponent	Date	GS	Min	FG	FGA	Pct	3FG	3A	Pct	FT	FTA	Pct	O	D	Tot	Avg	PF	FO	A	TO	Blk	Stl	Pts	Avg
ALCORN	11/06/23	4	0	0	.000	0	0	.000	0	0	.000	0	0	0	0	0	1	0	0	0	0	0	0	0.0
GARDNER-WEBB	11/10/23	17	1	2	.500	0	0	.000	3	4	.750	1	4	5	2.5	1	1	0	2	1	4	0	5	2.5
OLD DOMINION	11/13/23	30	6	7	.857	0	0	.000	3	5	.600	3	7	10	5.0	1	1	0	1	0	1	0	15	6.7
UNC GREENSBORO	11/17/23	8	1	1	1.000	0	0	.000	0	0	.000	0	0	0	3.8	4	0	1	2	1	0	2	5.5	
vs Stanford	11/22/23	*	17	3	7	.429	0	0	.000	0	0	.000	2	1	3	3.6	0	0	0	1	0	1	6	5.6
vs Memphis	11/23/23	*	17	2	2	1.000	0	0	.000	0	1	.000	0	2	2	3.3	4	0	1	2	2	0	4	5.3
vs North Carolina	11/24/23	*	11	2	5	.400	0	0	.000	1	1	1.000	0	1	1	3.0	5	1	0	1	0	0	5	5.3
DUKE	11/29/23	10	3	3	1.000	0	0	.000	0	0	.000	0	3	3	3.0	4	0	1	0	0	1	6	5.4	
FURMAN	12/04/23	12	4	5	.800	0	0	.000	0	0	.000	1	1	2	2.9	1	1	3	0	1	1	8	5.7	
vs Oklahoma	12/09/23	27	2	3	.667	0	0	.000	5	6	.833	1	5	6	3.2	1	0	2	0	3	2	9	6.0	
vs Lipscomb	12/16/23	19	6	6	1.000	0	0	.000	0	0	.000	1	4	5	3.4	1	0	0	0	1	0	12	6.5	
ABILENE CHRISTIAN	12/21/23	8	0	1	.000	0	0	.000	1	2	.500	0	3	3	3.3	3	0	1	2	1	0	1	6.1	
UNCW	12/30/23	3	0	0	.000	0	0	.000	0	0	.000	0	1	1	3.2	1	0	0	1	2	0	0	5.6	
AUBURN	01/06/24	9	1	3	.333	0	0	.000	0	0	.000	0	3	3	3.1	1	0	1	0	0	0	2	5.4	
at Georgia	01/10/24	*	23	3	4	.750	0	0	.000	1	1	1.000	1	5	6	3.3	4	0	3	4	3	1	7	5.5
at Florida	01/13/24	*	23	0	3	.000	0	0	.000	0	0	.000	1	3	4	3.4	1	0	0	2	3	0	0	5.1
TEXAS A&M	01/16/24	3	0	0	.000	0	0	.000	0	0	.000	0	0	0	3.2	1	0	1	0	0	0	0	4.8	
SOUTH CAROLINA	01/20/24	5	2	3	.667	0	0	.000	0	0	.000	0	1	1	3.1	3	0	1	1	0	0	4	4.8	
at Ole Miss	01/24/24	12	2	4	.500	0	0	.000	0	0	.000	1	0	1	2.9	3	0	0	1	1	0	4	4.7	
KENTUCKY	01/27/24	33	2	5	.400	0	0	.000	8	10	.800	4	9	13	3.5	0	0	1	1	4	1	12	5.1	
at Missouri	01/31/24	34	8	13	.615	0	0	.000	3	4	.750	5	9	14	4.0	3	0	2	2	0	0	19	5.8	
at LSU	02/03/24	29	3	4	.750	0	0	.000	4	4	1.000	0	3	3	3.9	3	0	4	2	0	1	10	6.0	
GEORGIA	02/10/24	25	4	6	.667	0	0	.000	6	8	.750	1	4	5	4.0	2	0	1	1	3	0	14	6.3	
TENNESSEE	02/14/24	11	0	1	.000	0	0	.000	1	2	.500	1	0	1	3.8	1	0	0	0	0	0	1	6.1	
at Mississippi St.	02/17/24	22	8	12	.667	0	1	.000	5	5	1.000	4	5	9	4.0	5	1	1	1	2	2	21	6.7	
at Texas A&M	02/20/24	33	6	9	.667	0	0	.000	10	12	.833	5	8	13	4.4	3	0	0	2	4	0	22	7.3	
MISSOURI	02/24/24	28	4	8	.500	0	0	.000	5	6	.833	1	5	6	4.4	5	1	3	1	0	1	13	7.5	
VANDERBILT	02/27/24	18	0	3	.000	0	0	.000	0	0	.000	4	1	5	4.5	2	0	1	0	0	0	0	7.2	
at Kentucky	03/02/24	16	4	6	.667	0	0	.000	5	5	1.000	0	2	2	4.4	4	0	2	2	0	0	13	7.4	
LSU	03/06/24	29	8	10	.800	0	0	.000	3	4	.750	1	7	8	4.5	4	0	1	3	3	1	19	7.8	
at Alabama	03/09/24	27	7	9	.778	0	0	.000	4	6	.667	2	3	5	4.5	4	0	1	4	4	0	18	8.1	
vs Vanderbilt	03/13/24	35	7	11	.636	0	0	.000	4	6	.667	2	4	6	4.6	2	0	3	1	3	2	18	8.4	
vs South Carolina	03/14/24	26	7	11	.636	0	0	.000	1	1	1.000	1	4	5	4.6	3	0	1	2	1	0	15	8.6	
Totals		5	624	106	167	.635	0	1	.000	73	93	.785	43	108	151	4.6	81	3	37	43	46	14	285	8.6

MAKHI MITCHELL CAREER STATISTICS

Year	GP	GS	Min	Avg	FG	FGA	Pct	3FG	3FGA	Pct	FT	FTA	Pct	Off	Def	Tot	Avg	PF	FO	Ast	TO	Blk	Stl	Pts	Avg
2019-20 (MD)	12	6	111	9.2	12	34	.353	0	0	.000	12	22	.545	10	29	39	3.3	19	0	2	8	8	2	36	3.0
2020-21 (URI)	7	2	112	16.1	12	26	.462	0	0	.000	17	28	.607	6	28	34	4.9	22	1	2	10	4	4	41	5.9
2021-22 (URI)	31	27	749	24.1	121	232	.522	7	23	.304	59	113	.522	50	175	225	7.3	91	2	48	87	43	30	308	9.9
2022-23 (ARK)	36	31	727	20.2	104	157	.662	1	1	1.000	43	66	.652	58	134	192	5.3	97	7	39	33	49	31	252	7.0
2023-24 (ARK)	33	5	624	18.9	106	167	.635	0	1	.000	73	93	.785	43	108	151	4.6	81	3	37	43	46	14	285	8.6
TOTAL	119	71	2323	19.5	355	616	.576	8	25	.320	204	322	.634	167	474	641	5.4	310	13	128	181	150	81	922	7.7

24 JEREMIAH DAVENPORT

6 • 6-6 • 215 • Grad Sr. (1) || Cincinnati, Ohio (Hargrave Military (Va.) Acad. / Cincinnati)

@J24Davenport
@jaydav2x

FULL BIO/STATS

2023-24 is his final year of collegiate eligibility ... Graduated from Cincinnati (2023) - Interdisciplinary Studies ... Pursuing a second undergraduate degree from Arkansas in Arts & Sciences ... Born on Sept. 24, 1999, in Cincinnati, Ohio ... Son of the late Darren Davenport and Sheila Davenport ... Brothers: Michael & Joshua. Sisters: Gabrielle, Naomi & Deborah.

• Comes from a basketball family with mother Sheila (Morehead State), father Darren (Alcorn State), brother Michael (St. Deborah (Northwest Florida, current) playing college basketball


CAREER DOUBLE-DOUBLES (4)

SOPHOMORE (at Cincy) (1)
01/07/21 • at SMU 18 pts 10 reb

JUNIOR (at Cincy) (3)
01/01/22 • TULANE 19 pts 10 reb
02/15/22 • MEMPHIS 20 pts 11 reb
02/23/22 • at UCF 150 pts 12 reb

2023-24 HIGHLIGHTS

- **DUKE:** Drew the start and scored six points thanks to a pair of 3-pointers late in the first half ... The second coming with 24 second left to give Arkansas a one-point lead.
- **OKLAHOMA:** Scored 12 points, making two 3's and four free throws.
- **LIPSCOMB:** Had his best stat sheet stuffer game with nine points, four rebounds, three assists and two steals.
- **@ GEORGIA:** Tied his season high with four rebounds.
- **@ FLORIDA:** Earned the start and responded with a then season-high 13 points, making a pair of 3-pointers and going 5-of-7 at the line ... Tied his season high with three assists.
- **SOUTH CAROLINA:** Scored eight points, a team-best seven in the first half to keep Arkansas in striking distance.
- **@ MISS STATE:** Had five rebounds, his best a Razorback, including three offensive ... All four points came off offensive boards, a putback and later two free throws
- **@ TEXAS A&M:** Scored nine points, making a season-high four field goals and attempting an SEC high 10 shots ... Tied season high with two steals (entered game with six for the season).
- **@ KENTUCKY:** Scored a season-high 14 points and tied his season high with five rebounds ... Made a season-high three 3-pointers.
- **LSU:** Brought great energy in the win ... For the second straight game, tied a season-high with five rebounds and had a season-high four assists
- **@ Alabama:** Very efficient in his 15:45 played, going 3-of-4 from the field including 2-of-3 from 3-point ... Finished with eight points and was +6.



DAVENPORT'S PERSONAL BESTS

POINTS
Season: 14 at Kentucky (03/02/24)
Career: 27 vs Tulane (02/26/21)
SEC: 14 at Kentucky (03/02/24)

FG MADE
Season: 4 (2x) LAST at Kentucky (03/02/24)
Career: 10 vs Tulane (02/26/21)
SEC: 4 (2x) LAST at Kentucky (03/02/24)

FG ATTEMPTED
Season: 10 (2x) LAST at Texas A&M (02/20/24)
Career: 16 (2x) LAST vs East Carolina (02/26/21)
SEC: 10 at Texas A&M (02/20/24)

3-POINT FG MADE
Season: 3 at Kentucky (03/02/24)
Career: 7 (2x) LAST vs Tulsa (01/20/22)
SEC: 3 at Kentucky (03/02/24)

3-PT FG ATTEMPTS
Season: 7 at Florida (01/13/24)
Career: 11 (2x) LAST vs East Carolina (03/11/22)
SEC: 7 at Florida (01/13/24)

FT MADE
Season: 5 at Florida (01/13/24)
Career: 5 (7x) LAST at Florida (01/13/24)
SEC: 5 at Florida (01/13/24)

FT ATTEMPTED
Season: 7 at Florida (01/13/24)
Career: 9 vs Tulane (01/01/22)
SEC: 7 at Florida (01/13/24)

REBOUNDS
Season: 5 (3x) LAST vs LSU (03/06/24)
Career: 12 at UCF (02/23/22)
SEC: 5 (3x) LAST vs LSU (03/06/24)

ASSISTS
Season: 4 vs LSU (03/06/24)
Career: 6 (2x) LAST vs Louisville (11/23/22)
SEC: 4 vs LSU (03/06/24)

STEALS
Season: 2 (2x) LAST at Texas A&M (02/20/24)
Career: 4 vs SMU (03/12/21)
SEC: 2 at Texas A&M (02/20/24)

BLOCKED SHOTS
Season: 2 vs UNC Greensboro (11/17/23)
Career: 2 (4x) LAST vs UNC (11/17/23)
SEC: 1 (2x) LAST at Missouri (01/31/24)

MINUTES
Season: 27:11 vs Lipscomb (12/16/23)
Career: 37:16 vs Vanderbilt (03/04/21)
SEC: 25:10 at Florida (01/13/24)

JEREMIAH DAVENPORT 2023-24 GAME STATS

Opponent	Date	GS	Min	FG	FGA	Pct	3FG	3A	Pct	FT	FTA	Pct	O	D	Tot	Avg	PF	FO	A	TO	Blk	Stl	Pts	Avg
ALCORN	11/06/23		19	1	6	.167	1	6	.167	0	0	.000	2	1	3	3.0	1	0	3	0	1	0	3	3.0
GARDNER-WEBB	11/10/23		12	1	5	.200	1	3	.333	2	2	1.000	1	2	3	3.0	0	0	0	1	1	0	5	4.0
OLD DOMINION	11/13/23		13	1	4	.250	1	2	.500	0	0	.000	0	1	1	2.3	0	0	0	0	0	0	3	3.7
UNC GREENSBORO	11/17/23	*	6	0	1	.000	0	1	.000	0	0	.000	0	0	0	1.8	1	0	0	0	2	0	0	2.8
vs Stanford	11/22/23	*	10	0	1	.000	0	1	.000	0	0	.000	0	0	0	1.4	1	0	0	1	0	0	0	2.2
vs Memphis	11/23/23	DNP-Inj																						
vs North Carolina	11/24/23		25	3	8	.375	1	5	.200	2	2	1.000	0	1	1	1.3	3	0	1	2	0	1	9	3.3
DUKE	11/29/23	*	15	2	4	.500	2	4	.500	0	0	.000	0	0	0	1.1	0	0	1	0	1	0	6	3.7
FURMAN	12/04/23	*	11	2	4	.500	0	2	.000	0	0	.000	0	0	0	1.0	1	0	1	0	1	1	4	3.8
vs Oklahoma	12/09/23		18	3	6	.500	2	5	.400	4	6	.667	0	1	1	1.0	1	0	0	1	0	1	12	4.7
vs Lipscomb	12/16/23	*	27	3	10	.300	2	6	.333	1	2	.500	2	2	4	1.3	1	0	3	1	0	2	9	5.1
ABILENE CHRISTIAN	12/21/23	*	5	0	2	.000	0	2	.000	0	0	.000	0	1	1	1.3	1	0	0	0	0	0	0	4.6
UNCW	12/30/23		4	1	2	.500	0	0	.000	0	0	.000	1	0	1	1.3	2	0	0	0	0	0	2	4.4
AUBURN	01/06/24	DNP																						
at Georgia	01/10/24		22	3	7	.429	1	5	.200	0	0	.000	1	3	4	1.5	2	0	1	0	0	0	7	4.6
at Florida	01/13/24	*	25	3	7	.429	2	3	.667	5	7	.714	0	0	0	1.4	1	0	3	0	0	1	13	5.2
TEXAS A&M	01/16/24		15	3	9	.333	2	6	.333	0	0	.000	0	1	1	1.3	2	0	0	1	1	0	8	5.4
OUTH CAROLINA	01/20/24		21	2	6	.333	1	4	.250	3	4	.750	1	0	1	1.3	3	0	1	1	0	0	8	5.6
at Ole Miss	01/24/24		16	1	5	.200	1	5	.200	0	0	.000	0	3	3	1.4	1	0	2	2	0	0	3	5.4
KENTUCKY	01/27/24		13	0	2	.000	0	2	.000	1	2	.500	0	0	0	1.3	0	0	0	0	0	0	1	5.2
at Missouri	01/31/24		14	0	1	.000	0	1	.000	0	0	.000	0	3	3	1.4	4	0	0	2	1	0	0	4.9
at LSU	02/03/24		11	1	4	.250	1	3	.333	2	2	1.000	1	2	3	1.5	4	0	1	1	0	0	5	4.9
GEORGIA	02/10/24	*	3	0	0	.000	0	0	.000	0	0	.000	0	0	0	1.4	0	0	0	1	0	0	0	4.7
TENNESSEE	02/14/24		20	3	5	.600	2	4	.500	0	0	.000	0	0	0	1.4	1	0	0	1	0	0	8	4.8
at Mississippi St.	02/17/24		26	1	6	.167	0	3	.000	2	2	1.000	3	2	5	1.5	3	0	1	0	0	0	4	4.8
at Texas A&M	02/20/24		20	4	10	.400	1	6	.167	0	0	.000	2	1	3	1.6	4	0	0	0	0	2	9	5.0
MISSOURI	02/24/24		16	2	4	.500	1	3	.333	0	0	.000	0	3	3	1.6	2	0	1	0	0	0	5	5.0
VANDERBILT	02/27/24		24	1	5	.200	1	5	.200	0	0	.000	0	1	1	1.6	4	0	2	0	0	0	3	4.9
at Kentucky	03/02/24		25	4	6	.667	3	5	.600	3	3	1.000	1	4	5	1.7	1	0	1	2	0	0	14	5.2
LSU	03/06/24		28	2	4	.500	1	3	.333	0	0	.000	1	4	5	1.9	4	0	4	1	1	0	5	5.2
at Alabama	03/09/24		16	3	4	.750	2	3	.667	0	0	.000	0	2	2	1.9	1	0	1	0	0	0	8	5.3
vs Vanderbilt	03/13/24		5	0	4	.000	0	2	.000	0	0	.000	1	1	2	1.9	0	0	0	0	0	0	0	5.1
vs South Carolina	03/14/24		6	0	2	.000	0	1	.000	0	0	.000	0	1	1	1.8	0	0	0	0	1	0	0	5.0
Totals		8	491	50	144	.347	29	101	.287	25	32	.781	17	40	57	1.8	49	0	27	18	10	8	154	5.0

JEREMIAH DAVENPORT CAREER STATISTICS

Year	GP	GS	Min	Avg	FG	FGA	Pct	3FG	3FGA	Pct	FT	FTA	Pct	Off	Def	Tot	Avg	PF	FO	Ast	TO	Blk	Stl	Pts	Avg
2019-20 (UC)	18	0	122	6.8	10	30	.333	2	14	.143	13	17	.765	6	12	18	1.0	18	0	2	11	0	6	35	1.9
2020-21 (UC)	23	14	656	28.5	96	210	.457	48	127	.378	30	39	.769	29	86	115	5.0	42	0	39	42	3	19	270	11.7
2021-22 (UC)	32	32	861	26.9	144	366	.393	83	231	.359	58	76	.763	53	122	175	5.5	80	2	24	42	11	19	429	13.4
2022-23 (UC)	36	15	919	25.5	105	299	.351	72	218	.330	44	53	.830	38	113	151	4.2	60	2	53	24	11	27	326	9.1
2023-24 (ARK)	31	8	491	15.8	50	144	.347	29	101	.287	25	32	.781	17	40	57	1.8	49	0	27	18	10	8	154	5.0
TOTAL	132	69	3049	23.1	405	1049	.386	234	691	.339	170	217	.783	143	373	516	3.9	249	4	145	137	35	79	1214	9.2

21 CADE ARBOGAST

G • 6-3 • 175 • Grad. Sr. (2) || Concord, Calif. (De La Salle HS / Lane (Ore.) CC)

@cadearbogast

@cadearbogast

*Has this year and one other year of collegiate eligibility
Graduated from Arkansas (2023) - B.S. in Communications
Pursuing a second undergraduate degree from Arkansas in Arts & Sciences
Born on August 23, 2000, in Walnut Creek, Calif. • Son of Peter and Carol Arbogast • Sister: Riley*

• Third-year walkon ... Was on scholarship for the spring semester of 2022

• Named to the **2022-23 SEC Winter Academic Honor Roll ... On the Department's AD Honor Roll (3.5-3.99 GPA) for Fall 2023.**

2022-23 (Jr.at Arkansas):

• Scored his first collegiate points – a 3-pointer (1:32 in the 2nd half) [that blew the roof off Bud Walton Arena](#) – in the San Jose State win.

2021-22 (So. at Arkansas):

• Came to Arkansas as a walkon but earned a scholarship on Jan. 21 ([watch](#)) ... Played in four games, including the NCAA second-round win over New Mexico State ... Grabbed three rebounds and added an assist in the win at Georgia.



CADE ARBOGAST CAREER STATISTICS

Year	GP	GS	Min	Avg	FG	FGA	Pct	3FG	3FGA	Pct	FT	FTA	Pct	Off	Def	Tot	Avg	PF	FO	Ass	TO	Blk	Stl	Pts	Avg
2021-22	4	0	3	0.8	0	4	.000	0	2	.000	0	0	.000	2	1	3	0.8	0	0	1	0	0	0	0	0.0
2022-23	8	0	11	1.4	1	4	.250	1	4	.250	0	0	.000	0	1	1	0.1	1	0	0	0	0	0	3	0.4
2023-24	6	0	5	0.8	0	2	.000	0	0	.000	0	0	.000	0	0	0	0.0	1	0	0	0	0	0	0	0.0
TOTAL	19	0	21	1.1	1	10	.100	1	6	.167	0	0	.000	2	2	4	0.2	2	0	1	0	0	0	3	0.2

45 LAWSON BLAKE

F • 6-10 • 240 • Jr. (2) || Fayetteville, Ark. (Link Year (Mo.) Prep)

@lawsonblake

@lawson.blake

*Including 2023-24, has TWO years of collegiate eligibility
Major: Exercise Science
Born on January 3, 2002, in San Antonio, Texas
Son of Larry and Allison Blake • Siblings: Carolina, Walker and Macey*

• Third-year walkon

• Participated in the SEC Leadership Council in the summer of 2023.

• Named to the **SEC First-Year Academic Honor Roll (2021-22)** and the **2022-23 SEC Winter Academic Honor Roll.**

• Made the University's Chancellor's List (4.0 GPA) and the **Department's Champions Honor Roll (4.0 GPA) for Fall 2022 and Fall 2023.**

NAMED TO THE SEC COMMUNITY SERVICE TEAM

2023-24 (Junior):

• Grabbed a rebound and went 1-for-2 at the line versus Alcorn State

2022-23 (Sophomore):

• Played in nine games ... Scored his first career points in the win over Georgia, converting an old-fashion, 3-point play with 27 seconds left ... Grabbed his first career rebound in the win over Fordham ... Had a career-high two boards versus UNC Asheville.

2021-22 (Freshman):

• Made the team as a walkon ... Played in five games, including Arkansas' second-round NCAA Tournament win over New Mexico State.



LAWSON BLAKE CAREER STATISTICS

Year	GP	GS	Min	Avg	FG	FGA	Pct	3FG	3FGA	Pct	FT	FTA	Pct	Off	Def	Tot	Avg	PF	FO	Ass	TO	Blk	Stl	Pts	Avg
2021-22	5	0	5	1.0	0	0	.000	0	0	.000	0	0	.000	0	0	0	0.0	0	0	0	0	0	0	0	0.0
2022-23	9	0	13	1.4	1	4	.250	0	0	.000	1	3	.333	1	3	4	0.4	1	0	0	1	0	0	3	0.3
2023-24	4	0	2	0.5	0	0	.000	0	0	.000	1	2	.500	0	1	1	0.3	0	0	0	0	0	0	1	0.3
TOTAL	18	0	20	1.1	1	4	.250	0	0	.000	2	5	.400	1	4	5	0.3	1	0	0	1	0	0	4	0.2

ARKANSAS RAZORBACKS

2023-24 SEASON RESULTS & LEADERS

RECORD:	OVERALL	HOME	AWAY	NEUTRAL
ALL GAMES	16-17	11-6	2-7	3-4
CONFERENCE	6-12	4-5	2-7	0-0
NON-CONFERENCE	10-5	7-1	0-0	3-4

DATE	TIME (CT)	R A N K	OPPONENT	TV	RESULT	ATTEND	RECORD	(SEC)	HIGH POINTS	HIGH REBOUNDS	
11/06/23	7:00 pm	14/14	--/--	ALCORN	SEC Network Plus	W 93-59	19200	1-0	--	(21)Khalif Battle	(8)Jalen Graham
11/10/23	7:00 pm	14/14	--/--	GARDNER-WEBB	SEC Network Plus	W 86-68	19200	2-0	--	(21)Khalif Battle	(7)Trevon Brazile
11/13/23	7:00 pm	14/14	--/--	OLD DOMINION	SEC Network Plus	W 86-77	19200	3-0	--	(17)El Ellis	(10)Makhi Mitchell
11/17/23	7:00 pm	14/14	--/--	UNC GREENSBORO	SEC Network Plus	72-78 L	19200	3-1	--	(21)Tramon Mark	(9)Trevon Brazile
11/22/23	7:30 pm	+ 20/RV	--/--	vs Stanford	ESPNU	20T W 77-74	820	4-1	--	(25)Tramon Mark	(17)Trevon Brazile
11/23/23	5:00 pm	+ 20/RV	RV/RV	vs Memphis	ESPN	79-84 L	982	4-2	--	(21)Khalif Battle	(10)Trevon Brazile
11/24/23	1:00 pm	+ 20/RV	14/14	vs North Carolina	ESPN2	72-87 L	1456	4-3	--	(34)Tramon Mark	(5)Tramon Mark
11/29/23	8:25 pm	% RV/RV	7/7	DUKE	ESPN	W 80-75	✓ 20344	5-3	--	(21)Khalif Battle	(11)Trevon Brazile
12/04/23	7:00 pm	RV/--	--/--	FURMAN	SEC Network Plus	W 97-83	19200	6-3	--	(25)Khalif Battle	(10)Davonte Davis
12/09/23	3:00 pm	@ RV/--	19/22	vs Oklahoma	ESPN2	70-79 L	17485	6-4	--	(13)Khalif Battle	(6)Makhi Mitchell
12/16/23	5:15 pm	& --/--	--/--	vs Lipscomb	SEC Network Plus	W 69-66	16361	7-4	--	(17)Tramon Mark	(6)Trevon Brazile
12/21/23	6:00 pm	--/--	--/--	ABILENE CHRISTIAN	SEC Network	W 83-73	19200	8-4	--	(25)Tramon Mark	(11)Tramon Mark
12/30/23	4:00 pm	--/--	--/--	UNCW	SEC Network	W 106-90	19200	9-4	--	(32)Keyon Menifield Jr.	(8)Trevon Brazile
01/06/24	1:00 pm	* --/--	25/24	AUBURN	ESPN2	51-83 L	19200	9-5	0-1	(14)Keyon Menifield Jr.	(7)Trevon Brazile
01/10/24	9:00 pm	* --/--	--/--	at Georgia	ESPNU	66-76 L	7820	9-6	0-2	(24)Tramon Mark	(7)Tramon Mark
01/13/24	4:00 pm	* --/--	--/--	at Florida	ESPN	68-90 L	10445	9-7	0-3	(14)Layden Blocker	(7)Trevon Brazile
01/16/24	8:00 pm	* --/--	--/--	TEXAS A&M	SEC Network	W 78-77	19200	10-7	1-3	(35)Tramon Mark	(6)Davonte Davis (6)El Ellis
01/20/24	12:00 pm	* --/--	RV/--	SOUTH CAROLINA	SEC Network	64-77 L	19200	10-8	1-4	(18)Tramon Mark	(7)Chandler Lawson
01/24/24	8:00 pm	* --/--	RV/RV	at Ole Miss	ESPNU	51-77 L	8207	10-9	1-5	(11)Khalif Battle	(4)Trevon Brazile (4)Khalif Battle
01/27/24	5:00 pm	* --/--	6/6	KENTUCKY	ESPN	57-63 L	19200	10-10	1-6	(12)Makhi Mitchell	(13)Makhi Mitchell
01/31/24	7:30 pm	* --/--	--/--	at Missouri	SEC network	W 91-84	11020	11-10	2-6	(22)Tramon Mark	(14)Makhi Mitchell
02/03/24	11:00 am	* --/--	--/--	at LSU	ESPN2	74-95 L	7880	11-11	2-7	(20)Tramon Mark	(6)Tramon Mark
02/10/24	5:00 pm	* --/--	--/--	GEORGIA	SEC Network	W 78-75	19200	12-11	3-7	(15)Keyon Menifield Jr. (15)El Ellis	(5)Tramon Mark (5)El Ellis (5)Makhi Mitchell
02/14/24	8:00 pm	* --/--	8/9	TENNESSEE	ESPN2	63-92 L	19200	12-12	3-8	(12)Tramon Mark	(7)Jalen Graham
02/17/24	1:00 pm	* --/--	--/--	at Mississippi St.	ESPNU	67-71 L	9219	12-13	3-9	(21)Makhi Mitchell	(9)Makhi Mitchell
02/20/24	6:00 pm	* --/--	--/--	at Texas A&M	ESPN	W 78-71	8789	13-13	4-9	(26)Tramon Mark	(13)Makhi Mitchell
02/24/24	11:00 am	* --/--	--/--	MISSOURI	ESPN2	W 88-73	19200	14-13	5-9	(42)Khalif Battle	(9)Davonte Davis
02/27/24	8:00 pm	* --/--	--/--	VANDERBILT	SEC Network	82-85 L	19200	14-14	5-10	(36)Khalif Battle	(6)Tramon Mark (6)Trevon Brazile (6)Khalif Battle
03/02/24	1:30 pm	* --/--	16/15	at Kentucky	CBS	102-111 L	20322	14-15	5-11	(34)Khalif Battle	(8)Khalif Battle
03/06/24	6:00 pm	* --/--	--/--	LSU	SEC Network	W 94-83	19200	15-15	6-11	(29)Khalif Battle	(8)Makhi Mitchell (8)Tramon Mark
03/09/24	11:00 am	* --/--	16/17	at Alabama	ESPN	88-92 L OT	11031	15-16	6-12	(22)Khalif Battle	(7)Khalif Battle
03/13/24	6:00 pm	^ --/--	--/--	vs #13 seed Vanderbilt	SEC Network	OT W 90-85	16539	16-16	--	(24)Khalif Battle	(12)Trevon Brazile
03/14/24	2:30 pm	^ --/--	15/16	vs #5 seed South Carolina	SEC Network	66-80 L	11638	16-17	--	(20)Khalif Battle	(7)Khalif Battle

✓ - Bud Walton Arena Record

Home Games in CAPS | * - Southeastern Conference game | + Bad Boy Mowers Battle 4 Atlantis (Paradise Island, Bahamas - Imperial Arena) | % - SEC/ACC Challenge |
@ - played in Tulsa, Okla. (BOK Center) | & - played in North Little Rock (Simmons Bank Arena) | ^ - SEC Tournament (Nashville, Tenn. - Bridgestone Arena) |

ATTENDANCE SUMMARY	GAMES	TOTALS	AVG/GAME
HOME	17	327544	19267
AWAY	9	94733	10526
NEUTRAL	7	65281	9326
TOTAL	33	487558	14774

ARKANSAS RAZORBACKS

2023-24 COMBINED REPORT

RECORD:	OVERALL	HOME	AWAY	NEUTRAL
ALL GAMES	16-17	11-6	2-7	3-4
CONFERENCE	6-12	4-5	2-7	0-0
NON-CONFERENCE	10-5	7-1	0-0	3-4

#	Player	GP	GS	Min	Avg	• TOTAL •			• 3-PTS •			• REBOUNDS •				PF		FO		A TO Blk Stl				Pts Avg			
						FG	FGA	Pct	3FG	FGA	Pct	FT	FTA	Pct	Off											Def	Tot
12	Tramon Mark	31	28	1008	32.5	168	350	.480	36	99	.364	131	163	.804	15	117	132	4.3	89	3	57	54	24	36	503	16.2	
0	Khalif Battle	32	13	792	24.8	119	293	.406	48	136	.353	186	213	.873	8	97	105	3.3	73	3	42	48	8	26	472	14.8	
15	Makhi Mitchell	33	5	624	18.9	106	167	.635	0	1	.000	73	93	.785	43	108	151	4.6	81	3	37	43	46	14	285	8.6	
2	Trevon Brazile	26	23	665	25.6	79	162	.488	24	68	.353	41	59	.695	44	109	153	5.9	61	3	12	39	32	17	223	8.6	
1	Keyon Menifield Jr.	14	4	271	19.4	36	96	.375	13	41	.317	26	35	.743	4	25	29	2.1	17	0	22	21	4	5	111	7.9	
11	Jalen Graham	21	5	316	15.0	71	122	.582	0	1	.000	17	39	.436	26	37	63	3.0	44	1	17	17	23	11	159	7.6	
3	El Ellis	31	22	652	21.0	71	178	.399	20	62	.323	39	51	.765	8	55	63	2.0	31	1	57	47	4	18	201	6.5	
4	Davonte Davis	30	23	826	27.5	62	171	.363	16	66	.242	37	48	.771	21	82	103	3.4	74	1	61	34	1	22	177	5.9	
24	Jeremiah Davenport	31	8	491	15.8	50	144	.347	29	101	.287	25	32	.781	17	40	57	1.8	49	0	27	18	10	8	154	5.0	
6	Layden Blocker	27	5	361	13.4	31	77	.403	2	17	.118	36	58	.621	21	21	42	1.6	46	1	27	20	7	21	100	3.7	
8	Chandler Lawson	33	27	492	14.9	51	100	.510	6	15	.400	13	25	.520	22	81	103	3.1	63	2	22	14	29	13	121	3.7	
5	Joseph Pinion	19	1	102	5.4	12	30	.400	5	18	.278	16	18	.889	1	10	11	0.6	12	0	3	6	6	4	45	2.4	
10	Baye Fall	9	0	45	5.0	1	2	.500	0	0	.000	5	15	.333	5	7	12	1.3	10	1	0	6	6	3	7	0.8	
7	Denijay Harris	11	1	48	4.4	2	4	.500	0	0	.000	3	8	.375	4	5	9	0.8	4	0	3	3	1	0	7	0.6	
45	Lawson Blake	4	0	2	0.5	0	0	.000	0	0	.000	1	2	.500	0	1	1	0.3	0	0	0	0	0	0	1	0.3	
21	Cade Arbogast	6	0	5	0.8	0	2	.000	0	0	.000	0	0	.000	0	0	0	0.0	1	0	0	0	0	0	0	0.0	
TEAM.....																		42	63	105	3.2	0	25				0
The Hogs.....		33				859	1898	.453	199	625	.318	649	859	.756	281	858	1139	34.5	655	19	387	395	201	198	2566	77.8	
Opponents.....		33				909	2039	.446	236	696	.339	579	796	.727	365	834	1199	36.3	685	-	427	365	96	213	2633	79.8	

Team Statistics	ARK	OPP
SCORING	2566	2633
Points per game	77.8	79.8
Scoring margin	-2.0	-
FIELD GOALS-ATT	859-1898	909-2039
Field goal pct	.453	.446
3 POINT FG-ATT	199-625	236-696
3-point FG pct	.318	.339
3-pt FG made per game	6.0	7.2
FREE THROWS-ATT	649-859	579-796
Free throw pct	.756	.727
F-Throws made per game	19.7	17.5
REBOUNDS	1139	1199
Rebounds per game	34.5	36.3
Rebounding margin	-1.8	-
ASSISTS	387	427
Assists per game	11.7	12.9
TURNOVERS	395	365
Turnovers per game	12.0	11.1
Turnover margin	-0.9	-
Assist/turnover ratio	1.0	1.2
STEALS	198	213
Steals per game	6.0	6.5
BLOCKS	201	96
Blocks per game	6.1	2.9
ATTENDANCE	327544	160014
Home games-Avg/Game	17-19267	9-10526
Neutral site-Avg/Game	-	7-9326

SCORE BY PERIODS:	1st	2nd	OT	OT2	Total
Arkansas	1155	1367	33	11	2566
Opponents	1173	1420	32	8	2633

Date	Ark. Rank	Opponent	Result	Score	Attend
11/06/23	14/14	ALCORN	W	93-59	19200
11/10/23	14/14	GARDNER-WEBB	W	86-68	19200
11/13/23	14/14	OLD DOMINION	W	86-77	19200
11/17/23	14/14	UNC GREENSBORO	L	72-78	19200
+ 11/22/23	20/RV	vs Stanford	2OT W	77-74	820
+ 11/23/23	20/RV	vs Memphis	L	79-84	982
+ 11/24/23	20/RV	vs #14/14 North Carolina	L	72-87	1456
% 11/29/23	RV/RV	#7/7 DUKE	W	80-75	✓ 20344
12/04/23	RV/--	FURMAN	W	97-83	19200
@ 12/09/23	RV/--	vs #19/22 Oklahoma	L	70-79	17485
& 12/16/23	--/--	vs Lipscomb	W	69-66	16361
12/21/23	--/--	ABILENE CHRISTIAN	W	83-73	19200
12/30/23	--/--	UNCW	W	106-90	19200
* 01/06/24	--/--	#25/24 AUBURN	L	51-83	19200
* 01/10/24	--/--	at Georgia	L	66-76	7820
* 01/13/24	--/--	at Florida	L	68-90	10445
* 01/16/24	--/--	TEXAS A&M	W	78-77	19200
* 01/20/24	--/--	RV/-- SOUTH CAROLINA	L	64-77	19200
* 01/24/24	--/--	at #RV/RV Ole Miss	L	51-77	8207
* 01/27/24	--/--	#6/6 KENTUCKY	L	57-63	19200
* 01/31/24	--/--	at Missouri	W	91-84	11020
* 02/03/24	--/--	at LSU	L	74-95	7880
* 02/10/24	--/--	GEORGIA	W	78-75	19200
* 02/14/24	--/--	#8/9 TENNESSEE	L	63-92	19200
* 02/17/24	--/--	at Mississippi St.	L	67-71	9219
* 02/20/24	--/--	at Texas A&M	W	78-71	8789
* 02/24/24	--/--	MISSOURI	W	88-73	19200
* 02/27/24	--/--	VANDERBILT	L	82-85	19200
* 03/02/24	--/--	at #16/15 Kentucky	L	102-111	20322
* 03/06/24	--/--	LSU	W	94-83	19200
* 03/09/24	--/--	at #16/17 at Alabama	L OT	88-92	11031
^ 03/13/24	--/--	vs Vanderbilt	OT W	90-85	16539
^ 03/14/24	--/--	vs #15/16 South Carolina	L	66-80	11638

✓ - BUD WALTON ARENA RECORD

* = SEC game || + Bad Boy Mowers Battle 4 Atlantis (Paradise Island, Bahamas (Imperial Arena)) || % - Big 12/SEC Challenge
 @ - played in Tulsa, Okla. (BOK Center) || & - played in North Little Rock (Simmons Bank Arena)
 ^ - SEC Tournament (Nashville, Tenn. - Bridgestone Arena)

ARKANSAS RAZORBACKS

2023-24 SEASON STATISTICS • ALL GAMES



RECORD:	OVERALL	HOME	AWAY	NEUTRAL
ALL GAMES	16-17	11-6	2-7	3-4
CONFERENCE	6-12	4-5	2-7	0-0
NON-CONFERENCE	10-5	7-1	0-0	3-4

#	Player	GPGS	Min	Avg	• TOTAL •			• 3-PTS •			• REBOUNDS •															
					FG	FGA	Pct	3FG	FGA	Pct	FT	FTA	Pct	Off	Def	Tot	Avg	PFFO	A	TO	Blk	St	Pts	Avg		
12	Tramon Mark	31	28	1008	32.5	168	350	.480	36	99	.364	131	163	.804	15	117	132	4.3	89	3	57	54	24	36	503	16.2
0	Khalif Battle	32	13	792	24.8	119	293	.406	48	136	.353	186	213	.873	8	97	105	3.3	73	3	42	48	8	26	472	14.8
15	Makhi Mitchell	33	5	624	18.9	106	167	.635	0	1	.000	73	93	.785	43	108	151	4.6	81	3	37	43	46	14	285	8.6
2	Trevon Brazile	26	23	665	25.6	79	162	.488	24	68	.353	41	59	.695	44	109	153	5.9	61	3	12	39	32	17	223	8.6
1	Keyon Menifield Jr.	14	4	271	19.4	36	96	.375	13	41	.317	26	35	.743	4	25	29	2.1	17	0	22	21	4	5	111	7.9
11	Jalen Graham	21	5	316	15.0	71	122	.582	0	1	.000	17	39	.436	26	37	63	3.0	44	1	17	17	23	11	159	7.6
3	El Ellis	31	22	652	21.0	71	178	.399	20	62	.323	39	51	.765	8	55	63	2.0	31	1	57	47	4	18	201	6.5
4	Davonte Davis	30	23	826	27.5	62	171	.363	16	66	.242	37	48	.771	21	82	103	3.4	74	1	61	34	1	22	177	5.9
24	Jeremiah Davenport	31	8	491	15.8	50	144	.347	29	101	.287	25	32	.781	17	40	57	1.8	49	0	27	18	10	8	154	5.0
6	Layden Blocker	27	5	361	13.4	31	77	.403	2	17	.118	36	58	.621	21	21	42	1.6	46	1	27	20	7	21	100	3.7
8	Chandler Lawson	33	27	492	14.9	51	100	.510	6	15	.400	13	25	.520	22	81	103	3.1	63	2	22	14	29	13	121	3.7
5	Joseph Pinion	19	1	102	5.4	12	30	.400	5	18	.278	16	18	.889	1	10	11	0.6	12	0	3	6	6	4	45	2.4
10	Baye Fall	9	0	45	5.0	1	2	.500	0	0	.000	5	15	.333	5	7	12	1.3	10	1	0	6	6	3	7	0.8
7	Denijay Harris	11	1	48	4.4	2	4	.500	0	0	.000	3	8	.375	4	5	9	0.8	4	0	3	3	1	0	7	0.6
45	Lawson Blake	4	0	2	0.5	0	0	.000	0	0	.000	1	2	.500	0	1	1	0.3	0	0	0	0	0	0	1	0.3
21	Cade Arbogast	6	0	5	0.8	0	2	.000	0	0	.000	0	0	.000	0	0	0	0.0	1	0	0	0	0	0	0	0.0
TEAM.....															42	63	105	3.2	0		25				0	
Arkansas.....		33				859	1898	.453	199	625	.318	649	859	.756	281	858	1139	34.5	655	19	387	395	201	198	2566	77.8
Opponents.....		33				909	2039	.446	236	696	.339	579	796	.727	365	834	1199	36.3	685	-	427	365	96	213	2633	79.8

SCORE BY PERIODS:	1st	2nd	OT	OT2	Total
Arkansas	1155	1367	33	11	2566
Opponents	1173	1420	32	8	2633

DEADBALL REBOUNDS:	OFF	DEF	TOTAL
Arkansas	120	13	133
Opponents	111	13	124

ARKANSAS RAZORBACKS

2023-24 STATISTICS • SEC GAMES ONLY



RECORD:	OVERALL	HOME	AWAY
CONFERENCE	6-12	4-5	2-7

##	Player	GPGS	Min	Avg	• TOTAL •			• 3-PTS •			• REBOUNDS •															
					FG	FGA	Pct	3FG	FGA	Pct	FT	FTA	Pct	Off	Def	Tot	Avg	PF	FO	A	TO	Blk	St	Pts	Avg	
12	Tramon Mark	17	17	579	34.1	89	204	.436	18	55	.327	83	101	.822	11	74	85	5.0	49	2	34	36	19	26	279	16.4
0	Khalif Battle	17	11	407	23.9	62	157	.395	22	70	.314	96	108	.889	6	49	55	3.2	34	1	22	21	7	17	242	14.2
15	Makhi Mitchell	18	2	380	21.1	62	103	.602	0	1	.000	55	67	.821	31	68	99	5.5	49	2	23	27	27	7	179	9.9
11	Jalen Graham	11	5	187	17.0	40	76	.526	0	1	.000	10	26	.385	13	18	31	2.8	27	1	10	11	13	10	90	8.2
3	El Ellis	16	12	393	24.6	43	102	.422	13	34	.382	19	25	.760	4	33	37	2.3	19	1	28	28	2	12	118	7.4
2	Trevon Brazile	11	8	242	22.0	28	59	.475	4	23	.174	14	22	.636	14	36	50	4.5	23	2	2	14	9	5	74	6.7
1	Keyon Menifield Jr.	11	3	189	17.2	23	71	.324	10	30	.333	10	14	.714	1	15	16	1.5	13	0	13	14	4	5	66	6.0
24	Jeremiah Davenport	17	2	315	18.5	33	85	.388	19	61	.311	16	20	.800	10	29	39	2.3	37	0	18	12	3	3	101	5.9
4	Davonte Davis	15	10	365	24.3	20	66	.303	4	27	.148	17	20	.850	6	34	40	2.7	36	0	21	14	1	11	61	4.1
6	Layden Blocker	15	3	179	11.9	13	42	.310	2	13	.154	18	30	.600	12	7	19	1.3	21	0	12	9	3	9	46	3.1
5	Joseph Pinion	10	0	65	6.5	8	19	.421	4	12	.333	9	9	1.000	1	7	8	0.8	7	0	3	5	4	1	29	2.9
8	Chandler Lawson	18	16	269	14.9	21	45	.467	3	7	.429	5	11	.455	7	40	47	2.6	35	2	15	6	9	7	50	2.8
10	Baye Fall	5	0	22	4.4	0	0	.000	0	0	.000	3	7	.429	2	0	2	0.4	2	0	0	2	1	0	3	0.6
7	Denijay Harris	6	1	32	5.3	1	2	.500	0	0	.000	0	0	.000	1	1	2	0.3	3	0	0	0	1	0	2	0.3
21	Cade Arbogast	3	0	1	0.3	0	0	.000	0	0	.000	0	0	.000	0	0	0	0.0	0	0	0	0	0	0	0	0.0
45	Lawson Blake	2	0	0	0.0	0	0	.000	0	0	.000	0	0	.000	0	0	0	0.0	0	0	0	0	0	0	0	0.0
TEAM.....														27	31	58	3.2	0		12				0		
Razorbacks.....		18				443	1031	.430	99	334	.296	355	460	.772	146	442	588	32.7	355	11	201	211	103	113	1340	74.4
Opponents.....		18				503	1098	.458	129	372	.347	340	448	.759	204	477	681	37.8	365	-	233	197	74	112	1475	81.9

SCORE BY PERIODS:	1st	2nd	OT	Total
Arkansas	626	700	14	1340
Opponents	656	801	18	1475

DEADBALL REBOUNDS:	OFF	DEF	TOTAL
Arkansas	62	5	67
Opponents	52	7	59

2023-24 RAZORBACK GAME-BY-GAME STATISTICS

Opponent	Date	Score	W/L	• TOTAL •			• 3-PTRS •			• REBOUNDS •				PF	A	TO	Blk	Stl	Pts	Avg			
				FG	FGA	Pct	3FG	FGA	Pct	FT	FTA	Pct	Off								Def	Tot	Avg
ALCORN	11/06/23	93-59	W	28	54	.519	12	30	.400	25	37	.676	14	30	44	44.0	22	20	15	4	10	93	93.0
GARDNER-WEBB	11/10/23	86-68	W	30	60	.500	7	18	.389	19	31	.613	7	39	46	45.0	20	11	10	15	4	86	89.5
OLD DOMINION	11/13/23	86-77	W	30	59	.508	8	19	.421	18	29	.621	8	27	35	41.7	12	15	4	6	3	86	88.3
UNC GREENSBORO	11/17/23	72-78	L	24	55	.436	4	23	.174	20	25	.800	6	24	30	38.8	22	7	13	6	4	72	84.2
vs Stanford	11/22/23	77-74	Wot	23	76	.303	5	19	.263	26	33	.788	21	31	52	41.4	23	6	13	5	9	77	82.8
vs Memphis	11/23/23	79-84	L	26	55	.473	7	18	.389	20	27	.741	13	20	33	40.0	25	7	18	2	4	79	82.2
vs North Carolina	11/24/23	72-87	L	26	55	.473	5	17	.294	15	20	.750	6	21	27	38.1	27	6	12	6	4	72	80.7
DUKE	11/29/23	80-75	W	26	53	.491	9	22	.409	19	30	.633	5	35	40	38.4	21	17	12	10	6	80	80.6
FURMAN	12/04/23	97-83	W	37	61	.607	8	19	.421	15	21	.714	6	32	38	38.3	19	21	11	10	7	97	82.4
vs Oklahoma	12/09/23	70-79	L	20	50	.400	4	18	.222	26	31	.839	6	19	25	37.0	18	8	13	6	10	70	81.2
vs Lipscomb	12/16/23	69-66	W	30	57	.526	5	15	.333	4	8	.500	8	27	35	36.8	14	17	14	5	4	69	80.1
ABILENE CHRISTIAN	12/21/23	83-73	W	27	52	.519	7	15	.467	22	28	.786	7	38	45	37.5	17	9	17	6	2	83	80.3
UNCW	12/30/23	106-90	W	33	63	.524	7	20	.350	33	43	.767	15	25	40	37.7	27	16	8	5	5	106	82.3
AUBURN	01/06/24	51-83	L	18	58	.310	7	24	.292	8	15	.533	7	25	32	37.3	11	8	13	4	4	51	80.1
at Georgia	01/10/24	66-76	L	24	60	.400	3	21	.143	15	22	.682	10	29	39	37.4	22	11	15	7	6	66	79.1
at Florida	01/13/24	68-90	L	23	61	.377	5	15	.333	17	25	.680	9	22	31	37.0	16	8	9	8	8	68	78.4
TEXAS A&M	01/16/24	78-77	W	20	51	.392	7	19	.368	31	40	.775	3	32	35	36.9	24	10	8	9	1	78	78.4
SOUTH CAROLINA	01/20/24	64-77	L	23	62	.371	5	18	.278	13	16	.813	8	19	27	36.3	17	9	5	3	4	64	77.6
at Ole Miss	01/24/24	51-77	L	17	51	.333	5	22	.227	12	18	.667	9	19	28	35.9	13	13	14	8	3	51	76.2
KENTUCKY	01/27/24	57-63	L	20	60	.333	4	19	.211	13	18	.722	11	33	44	36.3	15	9	13	9	5	57	75.2
at Missouri	01/31/24	91-84	W	33	61	.541	4	6	.667	21	26	.808	12	23	35	36.2	21	14	15	6	10	91	76.0
at LSU	02/03/24	74-95	L	24	55	.436	3	13	.231	23	33	.697	9	21	30	36.0	20	10	12	3	8	74	75.9
GEORGIA	02/10/24	78-75	W	28	49	.571	5	14	.357	17	26	.654	5	23	28	35.6	15	10	12	6	9	78	76.0
TENNESSEE	02/14/24	63-92	L	22	58	.379	8	23	.348	11	15	.733	9	16	25	35.2	20	9	15	3	12	63	75.5
at Mississippi St.	02/17/24	67-71	L	25	55	.455	3	17	.176	14	19	.737	8	19	27	34.8	25	10	8	6	4	67	75.1
at Texas A&M	02/20/24	78-71	W	23	59	.390	4	15	.267	28	34	.824	11	29	40	35.0	27	12	11	8	7	78	75.2
MISSOURI	02/24/24	88-73	W	25	52	.481	10	25	.400	28	34	.824	7	26	33	35.0	22	16	5	2	4	88	75.7
VANDERBILT	02/27/24	82-85	L	23	57	.404	10	30	.333	26	31	.839	11	23	34	34.9	23	12	13	1	4	82	75.9
at Kentucky	03/02/24	102-111	L	34	64	.531	7	17	.412	27	28	.964	4	23	27	34.7	25	13	12	1	10	102	76.8
LSU	03/06/24	94-83	W	31	51	.608	5	16	.313	27	33	.818	4	30	34	34.6	19	18	15	10	8	94	77.4
at Alabama	03/09/24	88-92	Lot	30	67	.448	4	20	.200	24	27	.889	9	30	39	34.8	20	9	16	9	6	88	77.7
vs Vanderbilt	03/13/24	90-85	Wot	29	65	.446	9	25	.360	23	26	.885	9	26	35	34.8	17	14	10	7	8	90	78.1
vs South Carolina	03/14/24	66-80	L	27	52	.519	3	13	.231	9	10	.900	4	22	26	34.5	16	12	14	5	5	66	77.8
Arkansas		2566		859	1898	.453	199	625	.318	649	859	.756	281	858	1139	34.5	655	387	395	201	198	2566	77.8
Opponents		2633		909	2039	.446	236	696	.339	579	796	.727	365	834	1199	36.3	685	427	365	96	213	2633	79.8

Games played: 33
Points/game: 77.8
FG Pct: 45.3
3FG Pct: 31.8
FT Pct: 75.6

Rebounds/game: 34.5
Assists/game: 11.7
Turnovers/game: 12.0
Assist/turnover ratio: 1.0
Steals/game: 6.0
Blocks/game: 6.1

2023-24 OPPONENT GAME-BY-GAME STATISTICS

Opponent	Date	Score	W/L	• TOTAL •			• 3-PTRS •			• REBOUNDS •				PF	A	TO	Blk	Stl	Pts	Avg			
				FG	FGA	Pct	3FG	FGA	Pct	FT	FTA	Pct	Off								Def	Tot	Avg
ALCORN	11/06/23	93-59	W	20	51	.392	3	9	.333	16	26	.615	7	19	26	26.0	27	7	16	3	7	59	59.0
GARDNER-WEBB	11/10/23	86-68	W	25	72	.347	6	23	.261	12	21	.571	11	29	40	33.0	19	14	10	0	9	68	63.5
OLD DOMINION	11/13/23	86-77	W	31	71	.437	11	24	.458	4	5	.800	12	27	39	35.0	22	14	10	1	3	77	68.0
UNC GREENSBORO	11/17/23	72-78	L	26	54	.481	9	24	.375	17	23	.739	5	27	32	34.2	22	15	10	1	8	78	70.5
vs Stanford	11/22/23	77-74	Wot	26	65	.400	9	30	.300	13	24	.542	12	34	46	36.6	23	16	19	0	4	74	71.2
vs Memphis	11/23/23	79-84	L	26	53	.491	8	24	.333	24	30	.800	9	15	24	34.5	20	14	13	7	10	84	73.3
vs North Carolina	11/24/23	72-87	L	28	57	.491	6	14	.429	25	35	.714	13	25	38	35.0	24	11	10	0	3	87	75.3
DUKE	11/29/23	80-75	W	24	67	.358	6	22	.273	21	31	.677	11	23	34	34.9	24	10	8	3	7	75	75.2
FURMAN	12/04/23	97-83	W	28	73	.384	12	32	.375	15	20	.750	15	20	35	34.9	20	15	11	1	7	83	76.1
vs Oklahoma	12/09/23	70-79	L	25	49	.510	7	18	.389	22	28	.786	8	25	33	34.7	22	11	15	0	6	79	76.4
vs Lipscomb	12/16/23	69-66	W	26	67	.388	7	30	.233	7	9	.778	12	22	34	34.6	13	10	9	1	8	66	75.5
ABILENE CHRISTIAN	12/21/23	83-73	W	28	72	.389	4	16	.250	13	20	.650	11	23	34	34.6	21	15	8	1	10	73	75.2
UNCW	12/30/23	106-90	W	28	66	.424	10	28	.357	24	34	.706	15	20	35	34.6	29	13	8	2	3	90	76.4
AUBURN	01/06/24	51-83	L	34	70	.486	7	18	.389	8	11	.727	11	35	46	35.4	14	16	7	5	5	83	76.9
at Georgia	01/10/24	66-76	L	25	60	.417	9	27	.333	17	22	.773	9	31	40	35.7	21	13	13	5	7	76	76.8
at Florida	01/13/24	68-90	L	33	67	.493	9	25	.360	15	20	.750	15	33	48	36.5	15	12	12	7	8	90	77.6
TEXAS A&M	01/16/24	78-77	W	24	74	.324	6	29	.207	23	33	.697	19	28	47	37.1	26	5	2	3	5	77	77.6
SOUTH CAROLINA	01/20/24	64-77	L	28	54	.519	9	18	.500	12	17	.706	8	31	39	37.2	16	20	10	1	1	77	77.6
at Ole Miss	01/24/24	51-77	L	31	66	.470	7	19	.368	8	10	.800	16	27	43	37.5	17	17	9	6	8	77	77.5
KENTUCKY	01/27/24	57-63	L	23	63	.365	9	20	.450	8	12	.667	8	31	39	37.6	19	13	9	6	8	63	76.8
at Missouri	01/31/24	91-84	W	27	59	.458	10	20	.500	20	22	.909	11	15	26	37.0	23	13	18	4	9	84	77.1
at LSU	02/03/24	74-95	L	29	53	.547	12	23	.522	25	28	.893	5	26	31	36.8	25	17	11	6	5	95	78.0
GEORGIA	02/10/24	78-75	W	26	54	.481	4	18	.222	19	23	.826	8	19	27	36.3	17	10	14	2	5	75	77.8
TENNESSEE	02/14/24	63-92	L	33	58	.569	5	17	.294	21	24	.875	8	28	36	36.3	17	14	12	4	9	92	78.4
at Mississippi St.	02/17/24	67-71	L	24	50	.480	4	15	.267	19	32	.594	17	25	42	36.6	20	10	14	3	3	71	78.1
at Texas A&M	02/20/24	78-71	W	20	60	.333	6	20	.300	25	39	.641	20	27	47	37.0	26	13	12	4	5	71	77.8
MISSOURI	02/24/24	88-73	W	20	51	.392	5	19	.263	28	30	.933	6	21	27	36.6	28	6	8	4	3	73	77.7
VANDERBILT	02/27/24	82-85	L	29	57	.509	4	16	.250	23	32	.719	9	26	35	36.5	23	7	10	3	6	85	77.9
at Kentucky	03/02/24	102-111	L	34	60	.567	9	20	.450	34	42	.810	8	26	34	36.4	18	19	15	3	7	111	79.1
LSU	03/06/24	94-83	W	30	67	.448	5	18	.278	18	26	.692	12	18	30	36.2	21	9	10	0	9	83	79.2
at Alabama	03/09/24	88-92	Lot	33	75	.440	9	30	.300	17	25	.680	14	30	44	36.5	19	19	11	8	9	92	79.6
vs Vanderbilt	03/13/24	90-85	Wot	33	63	.524	6	15	.400	13	21	.619	8	27	35	36.4	19	11	13	2	9	85	79.8
vs South Carolina	03/14/24	66-80	L	32	61	.525	3	15	.200	13	21	.619	12	21	33	36.3	15	18	8	0	7	80	79.8
Opponents		2633		909	2039	.446	236	696	.339	579	796	.727	365	834	1199	36.3	685	427	365	96	213	2633	79.8
Arkansas		2566		859	1898	.453	199	625	.318	649	859	.756	281	858	1139	34.5	655	387	395	201	198	2566	77.8

Games played: 33

Points/game: 79.8

FG Pct: 44.6

3FG Pct: 33.9

FT Pct: 72.7

Rebounds/game: 36.3

Assists/game: 12.9

Turnovers/game: 11.1

Assist/turnover ratio: 1.2

Steals/game: 6.5

Blocks/game: 2.9

2023-24 ARKANSAS RAZORBACKS GAME HIGHS AND LEADERS

Opponent	DATE	SCORE	RESULT	POINTS	REBOUNDS	ASSISTS	STEALS	BLOCKED SHOTS
ALCORN	11/06/23	93-59	W	21-Khalif Battle	8-Jalen Graham	5-Davonte Davis	2-Baye Fall Joseph Pinion	2-Baye Fall
GARDNER-WEBB	11/10/23	86-68	W	21-Khalif Battle	7-Trevon Brazile	3-EI Ellis	1-EI Ellis Davonte Davis Baye Fall Chandler Lawson	5-Trevon Brazile
OLD DOMINION	11/13/23	86-77	W	17-EI Ellis	10-Makhi Mitchell	8-EI Ellis	1-EI Ellis Davonte Davis Trevon Brazile	4-Trevon Brazile
UNC GREENSBORO	11/17/23	72-78	L	21-Tramon Mark	9-Trevon Brazile	3-Davonte Davis	3-Tramon Mark	2-Trevon Brazile Jeremiah Davenport
vs Stanford	11/22/23	77-74	WOT	25-Tramon Mark	17-Trevon Brazile	3-Davonte Davis	3-Layden Blocker	5-Chandler Lawson
vs Memphis	11/23/23	79-84	L	21-Khalif Battle	10-Trevon Brazile	3-EI Ellis	2-Trevon Brazile	2-Makhi Mitchell
vs North Carolina	11/24/23	72-87	L	34-Tramon Mark	5-Tramon Mark	2-Chandler Lawson	3-Layden Blocker	2-Trevon Brazile
DUKE	11/29/23	80-75	W	21-Khalif Battle	11-Trevon Brazile	6-EI Ellis	2-Layden Blocker	6-Chandler Lawson
FURMAN	12/04/23	97-83	W	25-Khalif Battle	10-Davonte Davis	8-Davonte Davis	2-Tramon Mark	3-Layden Blocker Chandler Lawson
vs Oklahoma	12/09/23	70-79	L	13-Khalif Battle	6-Makhi Mitchell	2-Makhi Mitchell Jalen Graham Tramon Mark	2-Makhi Mitchell Trevon Brazile	3-Makhi Mitchell
vs Lipscomb	12/16/23	69-66	W	17-Tramon Mark	6-Trevon Brazile	4-Layden Blocker	2-Jeremiah Davenport Layden Blocker	2-Jalen Graham
ABILENE CHRISTIAN	12/21/23	83-73	W	25-Tramon Mark	11-Tramon Mark	2-Tramon Mark Davonte Davis Keyon Menifield Jr.	1-Trevon Brazile Khalif Battle	2-Jalen Graham Chandler Lawson
UNCW	12/30/23	106-90	W	32-Keyon Menifield Jr.	8-Trevon Brazile	6-Davonte Davis	3-Davonte Davis	2-Makhi Mitchell
AUBURN	01/06/24	51-83	L	14-Keyon Menifield Jr.	7-Trevon Brazile	4-Keyon Menifield Jr.	2-Jalen Graham	3-Trevon Brazile
at Georgia	01/10/24	66-76	L	24-Tramon Mark	7-Tramon Mark	3-Khalif Battle Makhi Mitchell Tramon Mark	3-Tramon Mark	3-Makhi Mitchell Tramon Mark
at Florida	01/13/24	68-90	L	14-Layden Blocker	7-Trevon Brazile	3-Jeremiah Davenport Tramon Mark Layden Blocker	2-Trevon Brazile Tramon Mark Layden Blocker	3-Makhi Mitchell
TEXAS A&M	01/16/24	78-77	W	35-Tramon Mark	6-EI Ellis Davonte Davis	4-Chandler Lawson	1-Keyon Menifield Jr.	3-Tramon Mark
SOUTH CAROLINA	01/20/24	64-77	L	18-Tramon Mark	7-Chandler Lawson	2-EI Ellis	1-Tramon Mark Layden Blocker Trevon Brazile Davonte Davis	1-Trevon Brazile Chandler Lawson Jalen Graham
at Ole Miss	01/24/24	51-77	L	11-Khalif Battle	4-Khalif Battle Trevon Brazile	3-Layden Blocker	1-Chandler Lawson Keyon Menifield Jr. Trevon Brazile	3-Joseph Pinion
KENTUCKY	01/27/24	57-63	L	12-Makhi Mitchell	13-Makhi Mitchell	3-Tramon Mark	2-Tramon Mark	4-Makhi Mitchell
at Missouri	01/31/24	91-84	W	22-Tramon Mark	14-Makhi Mitchell	4-Jalen Graham	4-Jalen Graham	3-Jalen Graham
at LSU	02/03/24	74-95	L	20-Tramon Mark	6-Tramon Mark	4-Makhi Mitchell	2-Layden Blocker Jalen Graham Tramon Mark	2-Jalen Graham
GEORGIA	02/10/24	78-75	W	15-EI Ellis Keyon Menifield Jr.	5-Makhi Mitchell EI Ellis Tramon Mark	3-EI Ellis Davonte Davis	3-Tramon Mark EI Ellis	3-Makhi Mitchell
TENNESSEE	02/14/24	63-92	L	12-Tramon Mark	7-Jalen Graham	4-Davonte Davis	3-Tramon Mark	1-Keyon Menifield Jr. Jalen Graham Tramon Mark
at Mississippi St.	02/17/24	67-71	L	21-Makhi Mitchell	9-Makhi Mitchell	4-EI Ellis	2-Makhi Mitchell	2-Makhi Mitchell Tramon Mark
at Texas A&M	02/20/24	78-71	W	26-Tramon Mark	13-Makhi Mitchell	5-Tramon Mark	2-Layden Blocker Jeremiah Davenport Khalif Battle	4-Makhi Mitchell
MISSOURI	02/24/24	88-73	W	42-Khalif Battle	9-Davonte Davis	6-Davonte Davis	1-EI Ellis Davonte Davis Makhi Mitchell Khalif Battle	1-Tramon Mark Davonte Davis
VANDERBILT	02/27/24	82-85	L	36-Khalif Battle	6-Khalif Battle Trevon Brazile Tramon Mark	3-EI Ellis Khalif Battle	3-Khalif Battle	1-Trevon Brazile
at Kentucky	03/02/24	102-111	L	34-Khalif Battle	8-Khalif Battle	3-Tramon Mark	4-Tramon Mark	1-Trevon Brazile
LSU	03/06/24	94-83	W	29-Khalif Battle	8-Tramon Mark Makhi Mitchell	5-Tramon Mark	3-EI Ellis	3-Khalif Battle Makhi Mitchell
at Alabama	03/09/24	88-92	LOT	22-Khalif Battle	7-Khalif Battle	3-EI Ellis	1-Tramon Mark Davonte Davis Khalif Battle Chandler Lawson Trevon Brazile EI Ellis	4-Makhi Mitchell
vs Vanderbilt	03/13/24	90-85	WOT	24-Khalif Battle	12-Trevon Brazile	3-Makhi Mitchell Davonte Davis Khalif Battle	2-Khalif Battle Trevon Brazile Makhi Mitchell	4-Trevon Brazile
vs South Carolina	03/14/24	66-80	L	20-Khalif Battle	7-Khalif Battle	4-Jalen Graham	2-EI Ellis	2-Jalen Graham

LED TEAM IN POINTS (including ties)	LED TEAM IN REBS (including ties)	LED TEAM IN ASSISTS (including ties)	LED TEAM IN STEALS (including ties)	LED TEAM IN BLKS (including ties)
Brazile 14	Brazile 12	Davis 10	Mark 10	Mitchell 11
Mark 12	Mitchell 8	Ellis 9	Brazile 9	Brazile 9
Menifield 3	Mark 5	Mark 7	Blocker 7	Graham 6
Ellis 2	Battle 5	Mitchell 3	Ellis 7	Lawson 5
Mitchell 2	Davis 3	Graham 3	Davis 6	Mark 5
Blocker 1	Graham 2	Battle 3	Battle 6	Battle 1
	Ellis 2	Menifield 2	Mitchell 4	Davenport 1
	Lawson 1	Lawson 2	Lawson 3	Fall 1
		Blocker 2	Fall 2	Blocker 1
		Davenport 1	Menifield 2	Pinion 1
			Graham 2	Menifield 1
			Davenport 2	Davis 1
			Pinion 1	

ARKANSAS RAZORBACKS

2023-24 GAME-BY-GAME POINTS-ASSISTS-REBOUNDS

				0	1	2	3	4	5	6	7	8	10	11	12	15	21	24	45
Opponent	Date	Score	WL	Battle	Menifield	Brazile	Ellis	Davis	Pinion	Blocker	Harris	Lawson	Fall	Graham	Mark	Mitchell	Arbogast	Davenport	Blake
ALCORN	11/06/23	93-59	W	21-3-2	--	13-6-0	8-0-4	5-5-5	7-1-0	0-0-1	5-7-2	2-2-0	4-4-0	8-8-0	16-1-3	0-0-0	0-0-0	3-3-3	1-1-0
GW	11/10/23	86-68	W	21-4-1	--	10-7-0	13-6-3	4-5-2	5-0-0	DNP	0-0-1	5-3-0	0-4-0	4-3-0	14-3-2	5-5-2	0-0-0	5-3-0	0-0-0
ODU	11/13/23	86-77	W	13-2-1	--	11-4-2	17-3-8	16-5-2	DNP	0-0-0	DNP	2-2-0	DNP	2-0-0	7-6-1	15-10-1	DNP	3-1-0	DNP
UNCG	11/17/23	72-78	L	11-6-2	--	9-9-0	19-4-0	10-6-3	0-0-0	0-0-0	DNP	0-1-0	DNP	DNP-Inj	21-2-1	2-0-1	DNP	0-0-0	DNP
vs STAN	11/22/23	77-74	WOT	9-1-0	--	14-17-2	0-0-0	10-6-3	0-1-0	4-2-0	DNP	9-13-0	DNP	DNP-Inj	25-1-1	6-3-0	DNP	0-0-0	DNP
vs MEM	11/23/23	79-84	L	21-2-0	--	13-10-1	0-1-3	15-3-1	0-0-0	9-3-1	DNP	5-3-0	DNP	DNP-Inj	12-1-0	4-2-1	DNP	DNP-Inj	DNP
vs UNC	11/24/23	72-87	L	9-4-1	--	0-2-1	0-2-0	0-1-0	0-0-0	11-2-1	0-0-0	4-3-2	0-1-0	DNP-Inj	34-5-0	5-1-0	DNP	9-1-1	DNP
DUKE	11/29/23	80-75	W	21-5-5	--	19-11-0	9-3-6	3-3-2	DNP	9-3-1	DNP	7-8-1	0-1-0	0-0-0	DNP-Inj	6-3-1	DNP	6-0-1	DNP
FURMAN	12/04/23	97-83	W	25-1-1	--	13-4-0	3-3-2	7-10-8	DNP	9-5-5	DNP	19-3-1	DNP	2-3-0	7-3-2	8-2-1	DNP	4-0-1	DNP
vs OU	12/09/23	70-79	L	13-2-1	--	0-1-1	5-0-0	4-4-0	4-1-0	7-2-0	DNP	0-0-0	DNP	8-5-2	8-2-2	9-6-2	DNP	12-1-0	DNP
vs LIP	12/16/23	69-66	W	2-2-0	2-3-2	6-6-1	0-0-0	4-3-3	0-0-0	2-4-4	0-0-0	4-1-0	DNP	11-1-1	17-3-3	12-5-0	DNP	9-4-3	DNP
ACU	12/21/23	83-73	W	18-4-0	11-6-2	8-4-0	0-0-0	4-3-2	DNP	0-0-1	DNP	9-10-1	DNP	7-3-0	25-11-2	1-3-1	DNP	0-1-0	DNP
UNCW	12/30/23	106-90	W	2-1-1	32-4-5	12-8-1	4-2-0	14-6-6	0-0-0	3-2-1	0-0-0	3-5-1	DNP	16-6-0	18-2-1	0-1-0	0-0-0	2-1-0	DNP
AUB	01/06/24	51-83	L	4-2-0	14-3-4	11-7-0	0-1-0	2-1-1	0-2-0	0-0-0	0-0-0	3-0-0	1-0-0	4-6-0	10-5-2	2-3-1	DNP	DNP	DNP
at UGA	01/10/24	66-76	L	3-1-3	0-0-1	9-6-0	0-0-0	7-6-0	DNP	0-0-0	DNP	0-0-0	DNP	9-1-0	24-7-3	7-6-3	DNP	7-4-1	DNP
at UF	01/13/24	68-90	L	0-1-0	0-0-0	7-7-1	0-0-0	0-0-0	12-2-1	14-4-1	0-0-0	0-0-0	0-0-0	10-5-0	12-4-2	0-4-0	0-0-0	13-0-3	DNP
TA&M	01/16/24	78-77	W	DNP	3-1-2	8-5-0	15-6-2	7-6-1	DNP	0-0-0	DNP	2-5-4	DNP	0-0-0	35-5-0	0-0-1	DNP-Inj	8-1-0	DNP
USC	01/20/24	64-77	L	3-0-0	2-0-0	3-6-0	9-2-2	8-3-1	2-1-0	0-1-1	0-0-0	4-7-1	DNP	3-0-1	18-2-1	4-1-1	DNP-Inj	8-1-1	DNP
at OM	01/24/24	51-77	L	11-4-2	7-1-1	3-4-0	2-3-1	0-0-0	10-1-2	0-2-3	2-1-0	2-0-0	1-1-0	6-2-2	DNP-III	4-1-0	DNP-Inj	3-3-2	DNP
UK	01/27/24	57-63	L	11-5-2	DNP	DNP-Inj	7-3-1	--	0-0-0	2-0-0	DNP	5-7-2	DNP	8-2-0	11-8-3	12-13-1	DNP	1-0-0	DNP
at MIZ	01/31/24	91-84	W	6-3-2	16-2-3	DNP-Inj	DNP	--	DNP	9-3-2	0-0-0	6-3-0	DNP	13-1-4	22-4-1	19-14-2	0-0-0	0-3-0	0-0-0
at LSU	02/03/24	74-95	L	0-1-0	4-1-1	DNP-Inj	DNP	--	2-2-0	9-3-3	0-1-0	6-2-0	DNP	18-4-1	20-6-0	10-3-4	0-0-0	5-3-1	0-0-0
UGA	02/10/24	78-75	W	0-0-0	15-4-1	DNP-Inj	15-5-3	4-4-3	DNP	2-1-0	DNP	4-0-0	DNP	11-3-0	13-5-2	14-5-1	DNP	0-0-0	DNP
UT	02/14/24	63-92	L	8-1-1	5-4-0	DNP-Inj	6-2-1	8-3-4	3-0-0	1-0-0	DNP	2-2-0	1-1-0	8-7-2	12-2-1	1-1-0	DNP	8-0-0	DNP
at MSU	02/17/24	67-71	L	18-2-2	0-0-0	DNP-Inj	8-1-4	8-0-0	0-0-0	0-0-0	DNP	2-6-2	0-0-0	DNP-Inj	6-3-0	21-9-1	DNP	4-5-1	DNP
at TA&M	02/20/24	78-71	W	15-4-2	DNP-Inj	DNP-Inj	1-1-1	0-0-0	DNP	5-3-2	DNP	0-5-2	DNP	DNP-Inj	26-6-5	22-13-0	DNP	9-3-0	DNP
MIZ	02/24/24	88-73	W	42-6-1	DNP-Inj	0-0-0	5-0-1	8-9-6	DNP	4-1-0	DNP	1-1-1	DNP	DNP-Inj	10-7-3	13-6-3	DNP	5-3-1	DNP
VANDY	02/27/24	82-85	L	36-6-3	DNP	7-6-0	19-3-3	0-2-1	0-0-0	0-1-0	DNP	2-0-0	DNP	DNP	15-6-2	0-5-1	DNP	3-1-2	DNP
at UK	03/02/24	102-111	L	34-8-1	DNP	8-2-0	4-0-2	4-2-2	DNP	DNP	DNP	2-2-2	DNP	DNP	23-4-3	13-2-2	DNP	14-5-1	DNP
LSU	03/06/24	94-83	W	29-4-2	DNP	6-1-1	16-6-4	3-1-0	0-0-0	DNP	DNP	7-1-1	DNP	DNP	9-8-5	19-8-1	DNP	5-5-4	DNP
at BAMA	03/09/24	88-92	LOT	22-7-1	DNP	12-6-0	11-4-3	2-3-2	DNP	DNP	DNP	2-6-0	DNP	DNP	13-3-1	18-5-1	DNP	8-2-1	DNP

ARKANSAS RAZORBACKS

2023-24 STARTING LINEUPS

Date Opponent				1st SUB(S)				Outcome				RECORD BY LINEUP (17 Combinations among 13 Players):						RECORD BY STARTER					
Nov. 6	Alcorn	Ellis	Davis	Mark	Brazile	Lawson	Mitchell	W, 93-59				Ellis	Davis	Mark	Brazile	Lawson	4-2	Mark	28	12-16			
Nov 10	GWU	Ellis	Davis	Mark	Brazile	Lawson	Battle/Mitchell		W, 86-68				Ellis	Davis	Mark	Davenport	Brazile	0-1	Lawson	27	15-12		
Nov 13	ODU	Ellis	Davis	Mark	Brazile	Lawson	Mitchell/Battle		W, 86-77				Davis	Mark	Davenport	Brazile	Mitchell	1-0	Davis	23	12-11		
Nov 17	UNCG	Ellis	Davis	Mark	Brazile	Davenport	Battle		L, 72-78				Blocker	Davis	Mark	Brazile	Mitchell	0-2	Brazile	23	12-11		
Nov 22	Stanford	Davis	Mark	Davenport	Brazile	Mitchell	Lawson	20T W, 77-74						Ellis	Davis	Davenport	Brazile	Lawson	3-0	Ellis	22	12-1	
Nov 23	Memphis	Blocker	Davis	Mark	Brazile	Mitchell	Battle/Ellis		L, 79-84				Davis	Pinion	Davenport	Brazile	Lawson	1-0	Battle	13	5-8		
Nov 24	UNC	Blocker	Davis	Mark	Brazile	Mitchell	Ellis/Battle		L, 72-87				Menifield	Davis	Mark	Brazile	Lawson	1-0	Davenport	8	6-2		
Nov 29	DUKE	Ellis	Davis	Davenport	Brazile	Lawson	Battle		W, 80-75				Menifield	Mark	Brazile	Graham	Lawson	0-1	Mitchell	5	1-4		
Dec. 4	FUR	Ellis	Davis	Davenport	Brazile	Lawson	Battle		W, 97-83				Menifield	Davis	Mark	Brazile	Mitchell	0-1	Graham	5	1-3		
Dec. 9	vs Okla	Ellis	Davis	Mark	Brazile	Lawson	Battle		L, 70-79				Mark	Davis	Davenport	Brazile	Mitchell	0-1	Blocker	5	2-3		
Dec. 16	vs Lip	Davis	Pinion	Davenport	Brazile	Lawson	Mitchell/Mark		W, 69-66				Menifield	Davis	Battle	Harris	Lawson	0-1	Menifield	4	1-3		
Dec. 21	ACU	Ellis	Davis	Davenport	Brazile	Lawson	Mark		W, 83-73				Ellis	Battle	Mark	Graham	Lawson	0-1	Pinion	1	1-0		
Dec. 30	UNCW	Menifield	Davis	Mark	Brazile	Lawson	Battle/Graham/ Pinion/Harris/Ellis		W, 106-90				Blocker	Battle	Mark	Graham	Lawson	1-1	Harris	1	0-1		
Jan 6	AUB	Menifield	Mark	Brazile	Graham	Lawson	Davis		L, 51-83				Ellis	Davis	Mark	Graham	Lawson	0-1	RECORD BY 1ST SUB (including ties)				
Jan 10	@ UGA	Menifield	Davis	Mark	Brazile	Mitchell	Graham		L, 66-76				Ellis	Battle	Mark	Davis	Lawson	2-2	Mitchell	13	8-5		
Jan 13	@ FLA	Mark	Davis	Davenport	Brazile	Mitchell	Graham		L, 68-90				Ellis	Battle	Mark	Brazile	Lawson	2-3	Battle	9	6-3		
Jan 16	TX A&M	Ellis	Davis	Mark	Brazile	Lawson	Menifield		W, 78-77				Davenport/Graham				L, 64-77				Graham	4	1-3
Jan. 20	S CAR	Ellis	Davis	Mark	Brazile	Lawson	Davenport/Graham		L, 64-77				L, 51-77				L, 57-63				Davenport	4	1-3
Jan. 24	@ OM	Menifield	Davis	Battle	Harris	Lawson	Mitchell		L, 51-77				W, 91-84				W, 94-83				Davis	4	3-1
Jan. 27	UK	Ellis	Battle	Mark	Graham	Lawson	Mitchell		L, 57-63				L, 74-95				W, 78-75				Menifield	3	1-2
Jan. 31	@ MIZ	Blocker	Battle	Mark	Graham	Lawson	Mitchell		L, 74-95				W, 78-75				L, 63-92				Ellis	3	1-2
Feb. 3	@ LSU	Blocker	Battle	Mark	Graham	Lawson	Mitchell		L, 74-95				W, 78-75				L, 67-71				Mark	2	2-0
Feb. 10	UGA	Blocker	Ellis	Mark	Davenport	Lawson	Davis		W, 78-75				L, 63-92				L, 67-71				Lawson	1	1-0
Feb. 14	TENN	Ellis	Davis	Mark	Graham	Lawson	Menifield		L, 63-92				W, 88-92				W, 94-83				Pinion	1	1-0
Feb. 17	@ MSU	Ellis	Battle	Mark	Davis	Lawson	Menifield		L, 67-71				W, 88-92				W, 90-85				Harris	1	1-0
Feb. 20	@ TX A&M	Ellis	Battle	Mark	Davis	Lawson	Davenport		W, 78-71				L, 66-80										
Feb. 24	MIZ	Ellis	Battle	Mark	Davis	Lawson	Mitchell		W, 88-73														
Feb. 27	VANDY	Ellis	Battle	Mark	Davis	Lawson	Mitchell/Davenport		L, 82-85														
Mar. 2	@ UK	Ellis	Battle	Mark	Brazile	Lawson	Mitchell		L, 102-111														
Mar. 6	LSU	Ellis	Battle	Mark	Brazile	Lawson	Davis		W, 94-83														
Mar. 9	@ Bama	Ellis	Battle	Mark	Brazile	Lawson	Davenport		OT L, 88-92														
Mar. 13	vs VANDY	Ellis	Battle	Mark	Brazile	Lawson	Davis/Mitchell		OT W, 90-85														
Mar. 14	@ S CAR	Ellis	Battle	Mark	Brazile	Lawson	Mitchell		L, 66-80														

ARKANSAS RAZORBACKS

2023-24 SPECIALTY STATS (ARKANSAS/OPPONENT)

Opponent	Pts Off TO	Pts In Paint	2nd Chance	Fast Break	Bench	Lead Chng	Ties	Ark Largest Lead	Ark Run	Opp Largest Lead	Opp Run	Ark Led	Opp Led	Tied	ARK By Half 1 2 OT	OPP By Half 1 2 OT
ALCORN	22 / 11	32 / 30	8 / 8	18 / 13	49 / 17	0	0	37 0:50 2nd	9-0	-- -- --	6-0	39:41	--	0:19	48 48 -	22 37 -
GARDNER-WEBB	11 / 15	36 / 36	7 / 14	16 / 8	40 / 19	7	6	26 4:30 2nd	9-0	8 16:25 1st	8-0	27:24	9:55	2:41	48 38 -	36 (32) -
OLD DOMINION	18 / 5	44 / 32	15 / 16	9 / 21	33 / 40	1	1	14 5:06 2nd	10-0	3 17:35 1st	8-0	36:01	2:31	1:28	37 49 -	31 46 -
UNC GREENSBORO	8 / 16	30 / 32	7 / 7	14 / 6	13 / 27	1	2	2 19:42 1st	6-0	15 18:11 2nd	7-0	1:26	35:35	2:59	24 48 -	38 40 -
vs Stanford	12 / 10	32 / 30	21 / 7	4 / 7	22 / 14	10	11	4 3:45 OT1	8-0	9 15:25 2nd	8-0	14:29	26:32	9:22	(22) 37 7 - 11	(20) 39 7 - 8
vs Memphis	10 / 27	20 / 32	14 / 14	4 / 15	26 / 22	14	9	5 5:20 1st	6-0	10 4:54 2nd	7-0	5:31	30:00	3:29	37 42 -	42 42 -
vs North Carolina	11 / 17	36 / 24	7 / 10	17 / 15	22 / 23	7	7	3 0:565 1st	8-0	15 1:26 2nd	9-0	4:09	33:44	2:07	38 34 -	35 (52) -
DUKE	11 / 12	28 / 36	5 / 14	11 / 24	36 / 9	16	8	14 8:55 2nd	7-0	3 9:21 1st	6-0	25:20	7:42	6:58	33 47 -	32 43 -
FURMAN	15 / 10	52 / 30	6 / 12	23 / 16	51 / 24	6	2	20 9:18 2nd	12-0	3 17:42 1st	6-0	36:11	2:26	1:23	40 (57) -	35 48 -
vs Oklahoma	16 / 13	26 / 36	8 / 13	13 / 4	53 / 27	6	7	4 14:20 1st	8-0	19 15:20 2nd	12-0	3:55	29:42	6:23	25 45 -	37 42 -
vs Lipscomb	12 / 6	36 / 32	6 / 13	14 / 6	46 / 14	1	1	20 11:59 2nd	9-0	4 18:27 1st	17-0	37:09	1:44	1:07	41 28 -	33 33 -
ACU	7 / 16	38 / 40	9 / 19	7 / 15	62 / 23	6	5	13 2:22 2nd	10-0	9 19:45 2nd	10-0	25:52	9:53	4:15	28 (55) -	35 38 -
UNCW	9 / 9	30 / 50	21 / 25	23 / 23	27 / 47	8	8	19 6:22 2nd	7-0	6 9:22 1st	7-0	30:26	4:29	5:05	48 / 58	42 48 -
AUBURN	6 / 10	18 / 48	4 / 13	7 / 17	9 / 46	6	6	6 14:44 1st	8-0	32 0:26 2nd	10-0	5:48	30:30	3:25	30 (21) -	37 46 -
at Georgia	10 / 25	34 / 26	10 / 9	6 / 11	19 / 40	0	0	-- -- --	6-0	13 4:57 1st	12-0	--	39:02	0:58	24 42 -	34 42 -
at Florida	13 / 6	28 / 38	8 / 17	14 / 14	36 / 29	4	1	2 18:10 1st	7-0	25 1:03 2nd	13-0	1:37	37:08	1:15	33 35 -	46 44 -
TEXAS A&M	1 / 12	22 / 28	9 / 25	4 / 16	11 / 20	2	1	20 8:01 1st	9-0	1 0:07 2nd	7-0	38:07	0:06	1:48	27 37 -	39 38 -
SOUTH CAROLINA	8 / 4	32 / 38	14 / 5	8 / 7	22 / 17	0	0	-- -- --	6-0	19 10:03 2nd	8-0	--	39:19	0:41	26 31 -	24 39 -
at Ole Miss	4 / 22	20 / 38	11 / 17	2 / 12	29 / 15	0	0	-- -- --	5-0	29 2:05 2nd	10-0	--	39:39	0:21	26 25 -	38 39 -
KENTUCKY	5 / 12	30 / 28	10 / 5	11 / 12	15 / 20	5	3	6 14:44 1st	6-0	10 0:39 2nd	8-0	25:28	11:00	3:32	26 31 -	24 39 -
at Missouri	25 / 15	56 / 30	17 / 17	19 / 16	35 / 28	1	2	23 17:23 2nd	10-0	2 19:11 1st	6-0	37:18	0:19	2:23	47 44 -	38 56 -
at LSU	10 / 19	38 / 30	8 / 6	19 / 8	21 / 31	1	1	2 19:36 1st	7-0	28 2:01 2nd	10-0	1:39	37:08	1:13	30 44 -	45 (50) -
GEORGIA	21 / 8	42 / 44	9 / 11	19 / 15	44 / 20	10	15	12 17:38 1st	10-0	4 15:07 1st	8-0	25:45	7:05	7:45	34 44 -	29 46 -
TENNESSEE	12 / 27	22 / 48	8 / 12	11 / 14	27 / 22	6	1	4 18:43 1st	6-0	32 1:56 2nd	9-0	3:46	35:27	0:47	40 23 -	46 46 -
at Mississippi St	10 / 11	30 / 40	8 / 13	3 / 5	25 / 11	5	9	4 19:07 1st	7-0	8 14:46 1st	10-0	2:52	30:38	6:30	29 38 -	34 37 -
at Texas A&M	13 / 6	28 / 24	19 / 7	7 / 9	36 / 27	1	5	10 6:40 2nd	10-0	6 9:26 1st	8-0	25:51	10:55	3:14	35 43 -	31 40 -
MISSOURI	13 / 6	26 / 24	6 / 12	13 / 7	22 / 7	11	7	15 1:29 2nd	11-0	5 9:33 1st	10-0	23:12	9:09	7:21	36 (52) -	34 39 -
VANDERBILT	11 / 17	26 / 44	3 / 15	15 / 22	10 / 19	1	1	10 12:46 1st	7-0	16 6:33 2nd	10-0	15:24	23:46	0:50	31 (51) -	35 (50) -
at Kentucky	18 / 13	48 / 38	6 / 7	24 / 20	31 / 54	17	12	9 9:06 2nd	10-0	11 0:45 2nd	10-0	14:23	20:07	5:30	48 / 54	53 / 58
LSU	12 / 12	46 / 48	8 / 17	26 / 16	27 / 17	2	2	14 4:08 2nd	8-0	1 17:03 1st	6-0	37:57	0:28	1:35	42 (52) -	35 48 -
at Alabama	15 / 15	42 / 40	6 / 16	6 / 13	28 / 16	3	3	15 6:24 1st	7-0	5 0:12 OT	8-0	38:35	3:19	3:05	42 32 14	36 38 18
vs Vanderbilt	15 / 12	38 / 46	13 / 15	11 / 16	30 / 11	13	11	8 2:11 2nd	8-0	15 18:53 2nd	10-0	10:54	27:10	6:55	27 (51) 12	41 37 7
vs South Carolina	9 / 17	35 / 52	6 / 19	6 / 10	34 / 12	13	4	8 16:04 1st	8-0	21 2:11 2nd	16-0	13:19	25:33	1:08	35 31 -	38 42 -

BOLD INDICATES
SEASON HIGHS

BLACK BOX INDICATES
LARGEST UA LEAD
IN A LOSS

RED BOX INDICATES
LARGEST UA DEFICIT
IN A WIN

LAST TIME AN ARKANSAS PLAYER...

• SCORING •

Scored 30 Points: 34 Khalif Battle at Kentucky (03/02/24)

Scored 40 Points: 42 Khalif Battle vs Missouri (02/24/24)

Scored 50 Points: 51 Rotnei Clarke vs. Alcorn State (11/13/09)

RECORD: 51 Rotnei Clarke vs. Alcorn State (11/13/09)

• FIELD GOALS MADE •

Made 15 Field Goals: 15 (15-21) Rotnei Clarke vs. Alcorn State (11/13/09)

Made 20 Field Goals: 20 (2-30) Dean Tolson vs. Texas A&M (03/02/74)

RECORD: 20 (20-30) Dean Tolson vs. Texas A&M (03/02/74)

• FIELD GOALS ATTEMPTED •

Attempted 20 Field Goals: 20 (10-20) Tramon Mark at Kentucky (03/02/24)

Attempted 25 Field Goals: 26 (11-26) JD Notae vs Mercer (11/09/21)

RECORD: 30 (20-30) Dean Tolson vs. Texas A&M (03/02/74)

• FIELD GOAL PERCENTAGE •

Shot 100% FG (Min. 8 att): 100% Moses Kingsley (8-8) at Missouri (01/12/16)

RECORD (min 10 att): 100% Darryl Saulsberry (10-10) (01/14/75)

• 3-POINTERS MADE •

Made 7 3-pointers: 8 (8-11) Mason Jones at Texas A&M (03/07/20)

Made 10 3-pointers: 10 (10-13) by Isaiah Joe vs. FIU (12/01/18)

Made 11-Plus 3-pointers: 13 (13-17) by Rotnei Clarke vs. Alcorn State (11/13/09)

RECORD: 13 (13-17) by Rotnei Clarke vs. Alcorn State (11/13/09) (SEC record)

• 3-POINTERS ATTEMPTED •

Attempted 15 3-Pointers: 15 (6-15) Isaiah Joe at Texas A&M (03/07/20)

Attempted 20 3-Pointers: 24 (10-24) Pat Bradley vs. North Texas (12/30/98)

RECORD: 24 (10-24) Pat Bradley vs. North Texas (12/30/98) (SEC record)

• FREE THROWS MADE •

Made 10 Free Throws: 14 (14-17) Khalif Battle vs Vanderbilt (02/27/24)

Made 15 Free Throws: 17 (17-18) Khalif Battle (03/02/24)

Made 20 Plus Free Throws: 22 (22-24) Martin Terry vs. Texas A&M (01/22/72)

RECORD: 22 (22-24) by Martin Terry vs. Texas A&M (01/22/72)

• FREE THROWS ATTEMPTED •

Attempted 15 Free Throws: 18 (17-18) Khalif Battle at Kentucky (03/02/24)

Attempted 20 Free Throws: 22 (17-22) Tramon Mark vs Texas A&M (01/16/24)

Attempted 24 Plus Free Throws: 24 (22-24) Martin Terry vs. Texas A&M (01/22/72)

RECORD: 24 (22-24) Martin Terry vs. Texas A&M (01/22/72)

• FREE THROW PERCENTAGE •

Shot 94% FT (min 15 att): 94.4% (17-18) Khalif Battle at Kentucky (03/02/24)

Shot 100% FT (min 10 att): 100% (11-11) Khalif Battle at Alabama (03/09/24)

RECORD (min. 11 att): 9x - Best: Tommy Boyer (18-18) in 1963

• REBOUNDS •

Grabbed 15-19 Rebounds: 17 Trevon Brazile vs Stanford (11/22/23)

Grabbed 20-Plus Rebounds: 23 Nick Davis vs. Jackson State (11/21/97)

RECORD: 23 by Nick Davis vs. Jackson State (11/21/97)

• Grabbed 10 Offensive Rebounds: 111 Justin Smith vs Oral Roberts (03/27/21)

• Grabbed 10 Defensive Rebounds: 14 Khi Mitchell & Devo Davis vs UNCG (12/06/22)

• ASSISTS •

Had 10 Assists: 10 by Jalen Tate vs Georgia (01/09/21)

Had 15 Assists: 15 by Dontell Jefferson vs. Portland State (11/18/05)

RECORD: 15 by Dontell Jefferson vs. Portland State (11/18/05)

• STEALS •

Had 5 Steals: 5 Anthony Black vs UConn (03/23/23)

Had 6-7 Steals: 6 Jaylin Williams vs Texas A&M (01/22/22)

Had 8-9 Steals: 8 JD Notae vs New Mexico State (03/19/22)

RECORD: 9 by Robert Shepard at Arizona (12/06/92)

• BLOCKED SHOTS •

Had 5 Blocks: 5 Chandler Lawson vs Stanford (11/22/23)

Had 6-9 Blocks: 7 Makhel Mitchell vs Texas A&M (01/31/23)

Had 10 Blocks: 10 Steven Hill vs. Texas State (12/06/05)

RECORD: 10 Steven Hill vs. Texas St. (12/06/05) & Oliver Miller vs. Texas (02/04/90)

• TURNOVERS •

Committed 5-9 Turnovers: 6 Anthony Black at Tennessee (02/28/23)

Committed 10 Plus Turnovers: 10 Courtney Fortson at South Carolina (02/21/09)

• MINUTES PLAYED •

40 Minutes (Regulation): 40:00 Khalif Battle vs South Carolina (03/14/24)

40+ Min w/OT: 42:17 Trevon Brazile & 40:24 Khalif Battle vs Vandy (03/13/24)

45+ Minutes: 2 vs Stanford (11/22/23) – Brazile (45:52) - Davis (45:14)

• MISCELLANEOUS •

2 Players Scored 20+ Pts In Same Game:

Khalif Battle (34) & Tramon Mark (23) at Kentucky (03/02/24)

3 Players Scored 20+ Pts In Same Game: at Alabama (02/25/23)

Nick Smith Jr. (24), Davonte Davis (21) and Ricky Council IV (20)

2 Players Scored 20+ Pts In Back-To-Back Gms: Nick Smith Jr. (26/24) & Ricky Council IV (22/20)

vs Georgia (02/21/23) and at Alabama (02/25/23)

2 Players Scored 20+ Pts In 3 Straight: Mason Jones (41/20/21) & Isaiah Joe (20/21/24)

vs Tulsa (12/14/19), Valpo (12/21/19) and Indiana (12/29/19)

8 Players Scored in Double Digits: Mississippi Valley State (11/25/20)

Connor Vanover (25), Desi Sills (19), Moses Moody (16), Vance Jackson (15)

Khalen Robinson (15), Justin Smith (13), JD Notae (13), Jalen Tate (12)

Scored 20-Plus in 5+ Consecutive Gms: (7) Khalif Battle 42, 36, 34, 29, 22, 24, 20 (02/24 to 03/14/24)

Scored 20 or More Points in 10-Plus Consecutive Games: (11) Todd Day

20, 23, 26, 26, 22, 31, 23, 21, 27, 21, 20 (12/01/90 to 01/12/91)

Scored 30-plus Points in 3 Straight Games: Khalif Battle and Mason Jones (only Razorbacks)

LAST - Battle; 42 vs. Mizzou (02/24/24), 36 vs Vandy (02/27/24), 34 at UK (03/02/24)

Most Pts Consecutive Gms: 82 Martin Terry 35 at TCU (02/20/73) & 47 vs. SMU (02/24/73)

Most Pts 3-Straight: 112 Khalif Battle 2024 43 vs MIZ (2/24), 36 vs VU (2/27) & 34 at UK (3/2)

Most Pts 4-Straight: 141 Khalif Battle 2024 - 43 vs MIZ (2/24), 36 vs VU (2/27), 34 at UK (3/2), 29 vs LSU (3/6)

Consecutive Free Throws Made: 48 Ricky Medlock (20 gms; 12/21/74 to 03/04/75)

Double-Double: Pts/Rebs: Trevon Brazile (13 & 12) vs Vanderbilt (03/13/24)

Double-Double: Pts/Assists: Jalen Tate (15 & 10) vs Georgia (01/09/21)

Two Players with Double-Double in Same Game: vs UNC Greensboro (12/06/22)

Khi Mitchell (13 pts & 14 rebs) and Devo Davis (10 pts & 10 rebs)

5 Straight Double-Doubles: (7) Jaylin Williams 13 & 11 vs AUB; 22 & 10 at BAMA;

13 & 11 at MIZ; 13 & 16 vs TENN; 15 & 10 at FLA; 16 & 12 vs UK; 19 & 10 vs LSU

3+ Straight Double-Doubles in SEC: (5) Jaylin Williams (AUB/@Bama/@MIZ/TEN/@FLA/UK/LSU)

Most Consecutive Double-Doubles: 9 Dean Tolson (1973-74) and 6 by Derek Hood (1998-99)

Three Players with Double-Double in Same Game: vs Alabama (01/16/10) – Marshawn Powell

18 pts, 10 rebs), Mike Washington (17 pts, 13 rebs) and Courtney Fortson (12 pts, 10 assists)

Had 5-Plus Assists in 5-Plus Consecutive Games: (6) Jalen Harris

11, 6, 10, 12, 7, 10 (11/21/81 thru 12/15/18)

Had 10 or More Assists in Back-to-Back Games: Jalen Harris

10 vs. FIU (12/01/18) and 12 at Colorado State (12/05/18)

Three-Plus Players with 5-Plus Assists in a Game: vs. Montana State (11/21/18)

Jalen Harris (11), Isaiah Joe (5) and Desi Sills (5)

Had 5 or More Steals in Back-to-Back Games: Ronnie Brewer

5 vs. Western Illinois (01/01/06) and 5 vs. Mississippi State (01/07/06)

LAST TIME AN OPPONENT PLAYER...

• SCORING •

Scored 30 Points: 33 Shawn East II vs Missouri (02/24/24)

Scored 40 Points: 41 Wade Taylor IV vs Texas A&M (01/16/24)

Scored 50 Points: 56 Oscar Robertson vs. Cincinnati (03/15/58) (most on record)

• FIELD GOALS MADE •

Made 15 Field Goals: 17 (17-24) Jodie Meeks vs. Kentucky (02/14/09)

Made 20 Field Goals: 21 Oscar Robertson vs. Cincinnati (03/15/58) (most on record)

• FIELD GOALS ATTEMPTED •

Att 30 Field Goals: 32 (13-32) Wade Taylor IV vs Texas A&M (01/16/24) (record)

Attempted 35 Field Goals: 36 Oscar Robertson vs. Cincinnati (03/15/58) (most on record)

• FIELD GOAL PERCENTAGE •

Shot 100% FG (Min. 7 att): Adam Wing (8-8) vs. Evansville (12/08/15)

• 3-POINTERS MADE •

Made 7 3-pointers: 7 (7-15) Tyler Hall vs. Montana State (11/21/18)

Made 10 3-pointers: 10 (10-19) Lance Weems at Auburn (01/06/96)

• 3-POINTERS ATTEMPTED •

Attempted 15 3-pointers: 15 (7-15) Tyler Hall vs. Montana State (11/21/18)

Attempted 20 3-pointers: 22 (5-22) Jeff Fryer vs. Loyola Marymount (03/16/89)

• FREE THROWS MADE •

Made 10 Free Throws: 11 (11-12) Justin Hill vs Georgia (02/10/24)

Made 15 Free Throws: 15 (15-16) Shawn ast II (02/24/24)

• FREE THROWS ATTEMPTED •

Attempted 15 Free Throws: 15 (9-15) Trazarien White UNCW (12/30/23)

Attempted 20 Free Throws: 24 (18-24) Frank Williams vs. Illinois (12/08/01)

• FREE THROW PERCENTAGE •

Shot 100% FT (min 10 att): 10-10 Tamar Bates at Missouri (01/31/24)

• REBOUNDS •

Grabbed 15-19 Rebounds: 15 Andersson Garcia at Texas A&M (02/20/24)

Grabbed 20 Rebounds: 20 Antonio McDyess vs. Alabama (03/11/95)

• Grabbed 10 Offensive Rebounds: 11 Tyler Davis at Texas A&M (01/30/18)

• Grabbed 10 Defensive Rebounds: 10 Oscar Tshiebwe vs Kentucky (02/26/22)

• ASSISTS •

Had 10 Assists: 11 Tremont Waters vs. LSU (01/12/19)

Had 13 Assists: 13 Chuck Evans at Mississippi State (01/27/93) (most on record)

• STEALS •

Had 5 Steals: 6 Alpha Diallo at Providence (03/19/19)

Had 8 Steals: 8 Terry Conerway vs. Texas State (12/21/02)

• **BLOCKED SHOTS** •

Had 6-9 Blocks: 6 Johni Broome at Auburn (01/07/23)
Had 10 Plus Blocks: 10 P.J. Roberson vs. Grambling State (11/26/11)

• **TURNOVERS** •

Committed 7-9 Turnovers: 7 Wendell Green Jr vs Auburn (02/08/22)
Committed 10 Plus Turnovers: 12 Devin Gibson vs. UTSA (12/12/07)

LAST TIME ARKANSAS HIGHS...

• **SCORING** •

Scored 100-119 Points: 102 at Kentucky (03/02/24)
Scored 120-Plus Points: 142 vs. Mississippi Valley State (11/25/20)
Scored 50 Points in 1st Half: 53 at Georgia (02/02/22)
Scored 50 Points in 2nd Half: 51 vs Vanderbilt (03/13/24)
Scored 60 or More Points in a Half: 61 (1st) vs. Miss Valley State (11/25/20)
Scored 70 or More Points in a Half: 71 (1st) vs. Alcorn (11/13/09)
Scored 80 or More Points in a Half: 81 (2nd) vs. Miss Valley State (11/25/20)
Most Points in a Half: 88 (2nd) vs. U.S. International (12/09/89)

• **FIELD GOALS MADE** •

Made 40 Field Goals: 40 (40-71) at Georgia (02/02/22)
Made 50 Field Goals: 57 (57-99) vs. Troy (12/10/96)
RECORD: 68 (68-101) vs. U.S. International (12/09/89)

• **FIELD GOALS ATTEMPTED** •

Attempted 80 Field Goals: 86 (48-86) vs Miss Valley State (11/25/20)
Attempted 90 Field Goals: 99 (57-99) vs. Troy (12/10/96)
Attempted 100 Field Goals: 101 (68-101) vs. US International (12/09/89)
RECORD: 101 (68-101) vs. U.S. International (12/09/89)

• **FIELD GOAL PERCENTAGE** •

Shot 60% FG: 60.8 (31-51) vs LSU (03/06/24)
Shot 70% or Better FG: 72.7 (32-44) vs. Alabama State (12/21/83)
RECORD: 79.4 (27-34) vs. Texas Tech (1979)

• **3-POINTERS MADE** •

Made 15 3-pointers: 15 (15-28) at Georgia (02/02/22)
Made 20 3-pointers: 20 (20-40) vs Miss Valley State (11/25/20)
RECORD: 21 (21-37) vs. Troy (12/10/96)

• **3-POINTERS ATTEMPTED** •

Attempted 30 3-pointers: 33 (15-33) at South Carolina (02/03/21)
Attempted 40 3-pointers: 40 (20-40) vs Miss Valley State (11/25/20)
RECORD: 54 (19-54) vs. North Texas (12/30/98)

• **3-POINT PERCENTAGE** •

Shot 50% 3PT FG (min. 15 att): 55.0 (11-22) vs Georgia (02/21/23)
Shot 60% or Better 3PT FG (min. 15 att): 61.1 (11-18) at Vanderbilt (03/06/19)
RECORD (min. 15 att): 66.7 (16-24) vs. Mississippi State (01/09/16)

• **FREE THROWS MADE** •

Made 30 Free Throws: 31 (31-40) vs Texas A&M (01/16/24)
Made 40 Free Throws: 41 (41-49) at Kentucky (01/25/92)
RECORD: 48 (48-53) vs. Ole Miss (01/17/04)

• **FREE THROW ATTEMPTS** •

Attempted 40 Free Throws: 40 (31-40) vs Texas A&M (01/16/24)
Attempted 50 Free Throws: 54 (36-54) vs LSU (03/04/20)
Attempted 60 Free Throws: 65 vs. TCU (1955)
RECORD: 65 vs. TCU (1955)

• **FREE THROW PERCENTAGE** •

Shot 85% FT (min. 20 att): 88.9 (24-27) at Alabama (03/09/24)
Shot 90% or Better FT (min. 20 att): 96.4 (27-28) at Kentucky (03/02/24)
RECORD (min 10 att): 100 3x - Best 16-16 at Kentucky (02/27/14)

• **REBOUNDS** •

Grabbed 40 Rebounds: 40 at Texas A&M (02/20/24)
Grabbed 50 Rebounds: 52 vs Stanford (11/22/23)
Grabbed 55-Plus Rebounds: 58 vs Oral Roberts (12/20/20)
RECORD: 77 vs. Jackson State (01/22/02)

• **ASSISTS** •

Had 25 Assists: 26 vs Georgia (02/21/23)
Had 30 Assists: 32 vs. Jackson State (11/22/96)
Had 40 Assists: 40 vs. Troy (12/10/96)
RECORD: 47 vs. U.S. International (12/09/89)

• **STEALS** •

Had 15 Steals: 16 vs Bradley (12/17/22)
Had 20 Steals: 24 vs. Maryland-Eastern Shore (01/02/01)
Had 25 Steals: 26 vs. Louisiana-Monroe (11/25/00)
RECORD: 26 vs. Louisiana-Monroe (11/25/00)

• **BLOCKED SHOTS** •

Had 10 Blocks: 10 vs LSU (03/06/23)
Had 13 Blocks: 13 vs Texas A&M (01/31/23)
Had 15 Blocks: 15 vs Gardner-Webb (11/10/23)
RECORD: 18 vs. Missouri (12/05/95)

• **MOST TURNOVERS** •

Had 25 Turnovers: 25 at South Carolina (02/21/09)
Had 30 Turnovers: 32 vs. Providence (11/16/07)
RECORD: 32 vs. Providence (11/16/07)

• **FOULS** •

Committed 25 Fouls: 27 at Texas A&M (02/20/24)
Committed 30 Fouls: 33 at Missouri (01/18/23)
RECORD: 38 vs. Missouri (12/04/61)

LAST TIME ARKANSAS LOWS...

• **SCORING** •

Held to 40-45 Points: 43 at Florida (01/22/11)
Held to 46-49 Points: 46 at Mississippi State (02/09/16)
Held to 50-55 Points: 51 at Ole Miss (01/24/24)
Held to 56-59 Points: 57 vs Kentucky (01/27/24)
Held to 19 Points or Less in a Half: 19 (1st half) at LSU (12/28/22)

• **FIELD GOALS** •

Held to Below 20 Field Goals Made: 17 (17-51) at Ole Miss (01/24/24)

• **FIELD GOAL PERCENTAGE** •

Held to 20-29% FG: 27.5 (14-51) vs New Mexico State (03/19/22)
Held to 30-35% FG: .333 (20-60) vs Kentucky (01/27/24)

• **3-POINTERS** •

Did not Make a 3-pointer: 0 (0-1) vs South Carolina (01/18/22)
Held to 1-2 3-PT FG Made: 2 (2-16) at Auburn (01/07/23)
Attempted Single-Digit 3-pointers: 6 (4-6) at Missouri (01/31/24)

• **3-POINT PERCENTAGE** •

Shot 10% or Worse 3PT FG: 0.0 (0-11) vs South Carolina (01/18/22)
Shot 11-19% 3PT FG: 19.0 (2-16) at Auburn (01/07/23)

• **FREE THROWS** •

Made 5 or Less Free Throws: 4 (4-8) vs Lipscomb (12/16/23)
Attempted Single Digit Free Throws: 7 (4-7) at Georgia (02/02/22)

• **FREE THROW PERCENTAGE** •

Shot 40-49% FT: 47.1 (8-17) vs Southern (12/09/20)
Shot Below 40% FT: 26.7 (4-15) at Texas A&M (01/09/13)

• **REBOUNDING** •

Had 19 or Fewer Rebounds: 19 at Missouri (03/05/13)
Had 20-25 Rebounds: 25 vs Oklahoma (12/10/22)

• **ASSISTS** •

Held to 6 Assists or less: 6 vs Stanford (11/22/23)

• **STEALS** •

Had 0 Steals: vs Texas Tech (03/21/21) **(only time on record)**
Had 1 Steal: 1 vs Texas A&M (01/16/24)
Had 2-3 Steals: 3 at Vanderbilt (01/14/23)

• **BLOCKED SHOTS** •

Had No Blocked Shots: 0 vs Missouri (1/23/19)

• **FEWEST TURNOVERS** •

Had 1-4 Turnovers: 4 vs Old Dominion (11/13/23)
Had 5 Turnovers: 5 vs South Carolina 013/20/24)

• **FOULS** •

Had Single Digit Fouls: 6 vs Mercer (11/09/21)

ARKANSAS IN OVERTIME...

Overall Record	71-60
• Single OT Only	62-67
• 2OT Only	9-2
• 3OT Only	0-1

LAST TIME:

Played in a Single OT game:	03/13/24 vs Vanderbilt	W, 80-85 (OT)
Played in a 2OT game:	11/22/23 vs Stanford	W, 77-74 (2 OT)
Played in a 3OT game:	02/09/80 vs Houston	L, 90-84 (3 OT)

LAST TIME AN OPPONENT HIGHS...

• SCORING •
Scored 100 Points: 106 at Tennessee (01/15/19) Scored 111 Points: 111 at Kentucky (03/02/24) Scored 50 Points in 1st Half: 53 at Kentucky (03/02/24) Scored 50 Points in 2nd Half: 58 at Kentucky (03/02/24) Scored 60 or More Points in a Half: 63 (2nd half) at Vanderbilt (01/14/23)
• FIELD GOALS MADE •
Made 40 Field Goals: 40 (40-68) by Texas (01/05/10) Made 45 Field Goals: 45 (45-80) vs. Pittsburgh (12/29/86)
• FIELD GOALS ATTEMPTED •
Attempted 70 Field Goals: 75 (33-75) at Alabama (03/09/24) Attempted 80 Field Goals: 80 (30-80) by Auburn (02/08/22)
• FIELD GOAL PERCENTAGE •
Shot 60% FG: 61.1 (15-23) vs. Auburn (02/17/16) Shot 65% FG: 67.7 (4-65) vs. North Carolina (03/23/08) Shot 69% FG: 69.8 (37-53) at Auburn (01/14/95)
• 3-POINTERS MADE •
Made 15 3-pointers: 15 (15-36) at Alabama (01/16/21) Made 17 3-pointers: 17 (17-37) vs UNI (11/17/21) - TIES RECORD BY OPP (3x)
• 3-POINTERS ATTEMPTED •
Attempted 30 3-pointers: 30 (9-30) at Alabama (03/09/24) Attempted 35 3-pointers: 37 (17-7) vs UNI (11/17/21)
• 3-POINT PERCENTAGE •
Shot 50% 3PT FG (min 15 att): 52.2 (12-23) at LSU (02/03/24) Shot 60% or Better 3PT FG (min 15 att): 66.7 (12-18) at Tennessee (03/05/22)
• FREE THROWS •
Made 30 Free Throws: 34 (34-42) at Kentucky (03/02/24) Made 40 Free Throws: 40 (40-50) vs. UMass (11/25/94)
• FREE THROW ATTEMPTS •
Attempted 35 Free Throws: 39 (25-39) at Texas A&M (02/20/24) Attempted 40 Free Throws: 42 (34-42) at Kentucky (03/02/24) Attempted 50 Free Throws: 50 (39-50) vs. South Carolina (03/11/04)
• FREE THROW PERCENTAGE •
Shot 85% FT (min. 10 att): .875 (21-24) vs Tennessee (02/14/24) Shot 90% or Better FT (min. 10 att): .909 (20-22) at Missouri (01/31/24) Shot 100% (min. 10 att): 1.000 (14-14) vs Florida (02/16/21)
• REBOUNDING •
Grabbed 45 Rebounds: 47 at Texas A&M (02/20/24) Grabbed 50 Rebounds: 51 vs Missouri (01/02/21) Grabbed 55-Plus Rebounds: 60 vs Auburn (02/08/22) • Grabbed 20 Offensive Rebounds: 20 at Texas A&M (02/20/24)
• ASSISTS •
Had 25 Assists: 25 vs. Louisville (11/17/09) Had 30 Assists: 30 at UAB (01/27/90)
• STEALS •
Had 15 Steals: 15 at LSU (02/24/10) Had 18 Steals: 18 vs. Alcorn State (12/02/95)
• BLOCKED SHOTS •
Had 10 Blocks: 10 at Tennessee (01/22/14) Had 13 Blocks: 13 at Mississippi State (01/14/10)
• MOST TURNOVERS •
Had 20 Turnovers: 22 vs Colgate (03/19/21) Had 25 Turnovers: 27 vs Bradley (12/17/22) Had 30 Turnovers: 30 vs. Fordham (11/11/22) MOST ON RECORD: 42 vs. Grambling (12/31/00) and Bethune-Cookman (12/02/97)
• FOULS •
Committed 30-plus Fouls: 32 vs Alabama (02/24/21) RECORD: 36 vs. Centenary (12/04/82)

LAST TIME AN OPPONENT LOWS

• SCORING •
Held to 30-39 Points: 33 vs. Vanderbilt (01/12/13) Held to 40-45 Points: 40 vs LSU (01/24/23) Held to 46-49 Points: 48 vs Fordham (11/11/22) Held to 50-55 Points: 50 vs Lipscomb (12/05/20) Held to 56-59 Points: 5x LAST 58 vs UNC Greensboro (12/06/22) Held Below 20 Points in 1st Half: 14 vs LSU (01/24/23) Held Below 20 Points in 2nd Half: 18 vs Savannah State (12/12/13) No Opponent Player Scored in Double-Digits: vs LSU (01/24/23)
• FIELD GOAL PERCENTAGE •
Held to 21% or Worse FG: .2097 (13-62) vs. Jackson State (11/22/02) Held to 20-29% FG: .259 (14-54) vs LSU (01/24/23) Held to 30-35% FG: .333 (20-60) at Texas A&M (02/20/24)
• 3-POINTERS •
Did not Make a 3-pointer: 0 (0-10) by Mississippi State (02/07/15) Held to 1 3-PT FG Made: 1 (1-10) vs Texas A&M (03/10/23) Held to 2-3 3-PT FG Made: 2 (2-18) vs San Diego State (11/23/22)
• 3-POINT PERCENTAGE •
Shot 10% or Worse 3PT FG: 10.0 (1-10) vs Texas A&M (03/10/22) Shot 11-16% 3PT FG: 11.1 (1-9) vs LSU (01/24/23) Shot 17-19% 3PT FG: 19.0 (4-21) vs Florida (02/18/23)
• FREE THROWS •
Made 1-5 Free Throws: 4 (4-5) vs Old Dominion (11/13/23) Made 6-9 Free Throws: 6 (6-12) at LSU (12/28/22)
• FREE THROW ATTEMPTS •
Attempted Single Digit Free Throws: 9 (7-9) vs Lipscomb (12/16/23)
• FREE THROW PERCENTAGE •
Shot Below 40% FT: 38.1 (8-21) vs. Texas State (12/22/18) Shot 40-49% FT: 46.2 (5-13) vs Ole Miss (01/21/23)
• REBOUNDING •
Had 19 or Fewer Rebounds: 19 vs Auburn (03/09/23) Had 20-25 Rebounds: 25 vs Florida (02/18/23)
• ASSISTS •
Held 5 Assists or Fewer: 5 vs Texas A&M (01/16/24)
• STEALS •
Had No Steals: 0 vs Vanderbilt (01/15/20) Had 1 Steal: 1 vs South Carolina (01/20/24) Had 2 Steals: 2 vs UNCW (12/30/23)
• BLOCKED SHOTS •
Had No Blocked Shots: 0 vs LSU (03/06/24)
• FEWEST TURNOVERS •
Had 0-2 Turnovers: 2 vs Texas A&M (01/16/24) Had 3-5 Turnovers: 5 at Tennessee (01/06/21)
• FOULS •
Had Single Digit Fouls: 8 at Michigan (12/08/12) Committed 10-14 Fouls: 14 vs UNI (11/17/21)

GAME 1		59	Alcorn State	22	37	59	93	
			#14/14 ARKANSAS	46	47	93		
Nov. 6, 2023 • Fayetteville, Ark. • Bud Walton Arena								

Alcorn 59 • 0-1

#	Player	Total		3-Ptr		Rebounds			PF	TP	A	TO	Blk	Stl	Min
		FG-FGA	FG-FGA	FT-FTA	FT-FTA	Off	Def	Tot							
00	Stephen Byard	f	1-4	0-0	0-1	0	1	1	1	2	1	0	0	1	16
11	Rodrique Massenet	f	2-5	0-0	0-2	1	0	1	1	4	1	1	1	3	19
07	Alex Tsynkevich	c	3-3	0-0	1-2	1	0	1	4	7	0	1	0	0	18
02	Byron Joshua	g	3-11	1-3	5-6	0	1	1	4	12	2	4	0	0	23
10	Jeremiah Gambrell	g	6-8	2-3	3-5	0	2	2	0	17	0	1	0	1	28
01	Mike Pajeaud	g	1-3	0-0	3-4	3	4	7	3	5	0	2	0	1	18
03	Jalen Hawkins	g	3-8	0-2	1-1	0	2	2	1	7	2	3	0	0	23
08	Roderick Jones	g	1-4	0-1	0-1	0	3	3	4	2	0	0	0	0	13
05	Willie Anderson	g	0-2	0-0	0-1	0	1	1	4	0	0	2	0	0	10
09	Jalyke Gaines-Wyatt	g	0-3	0-0	3-4	0	0	0	2	3	0	1	0	0	10
14	Cameron Butler	g	0-0	0-0	0-0	0	2	2	0	0	0	0	0	0	6
20	Trevon Stoutermire	g	0-0	0-0	0-0	1	2	3	3	0	1	1	2	1	16
Team						1	1	2							
Totals			20-51	3-9	16-26	7	19	26	27	59	7	16	3	7	200

FG % 1st Half:	10-27	37.0%	2nd half:	10-24	41.7%	Game:	20-51	39.2%	Deadball	
3FG % 1st Half:	1-4	25.0%	2nd half:	2-5	40.0%	Game:	3-9	33.3%	Rebounds	4
FT % 1st Half:	1-3	33.3%	2nd half:	15-23	65.2%	Game:	16-26	61.5%		

Arkansas 93 • 1-0

#	Player	Total		3-Ptr		Rebounds			PF	TP	A	TO	Blk	Stl	Min
		FG-FGA	FG-FGA	FT-FTA	FT-FTA	Off	Def	Tot							
02	Trevon Brazile	f	4-5	1-2	4-4	1	5	6	0	13	0	1	0	1	22
08	Chandler Lawson	f	0-0	0-0	2-2	1	1	2	0	2	0	1	0	1	7
03	El Ellis	g	3-6	1-4	1-2	0	0	0	2	8	4	3	0	1	24
04	Davonte Davis	g	2-5	1-3	0-0	2	3	5	3	5	0	0	0	1	24
12	Tramon Mark	g	6-8	4-6	0-0	0	1	1	0	16	3	1	0	1	21
00	Khalif Battle	g	5-9	3-6	8-9	1	2	3	21	2	3	0	0	0	19
05	Joseph Pinion	g	1-3	1-2	4-4	0	1	1	0	7	0	0	1	2	12
06	Layden Blocker	g	0-1	0-1	0-0	0	0	0	5	0	1	1	0	1	10
07	Denijay Harris	g	1-2	0-0	3-6	3	4	7	1	5	2	2	0	0	12
10	Baye Fall	g	1-2	0-0	2-6	1	3	4	5	4	0	2	2	2	9
11	Jalen Graham	g	4-6	0-0	0-2	2	6	8	0	8	0	0	0	0	14
15	Makhi Mitchell	g	0-0	0-0	0-0	0	0	0	1	0	0	0	0	0	4
21	Cade Arbogast	g	0-1	0-0	0-0	0	0	0	1	0	0	0	0	0	2
24	Jeremiah Davenport	g	1-6	1-6	0-0	2	1	3	1	3	3	0	1	0	19
45	Lawson Blake	g	0-0	0-0	1-2	0	1	1	0	1	0	0	0	0	1
Team						1	2	3							
Totals			28-54	12-30	25-37	14	30	44	22	93	20	15	4	10	200

FG % 1st Half:	16-27	59.3%	2nd half:	12-27	44.4%	Game:	28-54	51.9%	Deadball	
3FG % 1st Half:	6-15	40.0%	2nd half:	6-15	40.0%	Game:	12-30	40.0%	Rebounds	5
FT % 1st Half:	8-15	53.3%	2nd half:	17-22	77.3%	Game:	25-37	67.6%		

Officials: Robert Felder,Wil Howard,Olandis Poole
Technical fouls: Alcorn-None, Arkansas-TEAM.
Attendance: 19200

Score by periods	1st	2nd	Total	In	Off	2nd	Fast	Bench
Alcorn	22	37	59	30	10	8	13	17
Arkansas	46	47	93	32	25	8	18	49

Last FG - ALcorn 2nd-00:20, ARK 2nd-01:55.
Largest lead - ALcorn None, ARK by 37 2nd-00:50.
ALcorn led for 00:00, ARK led for 39:41, Game was tied for 00:19.

GAME 2		68	Gardner-Webb	36	32	68	86	
			#14/14 ARKANSAS	48	38	86		
Nov. 10, 2023 • Fayetteville, Ark. • Bud Walton Arena								

Gardner-Webb 68 • 1-1

#	Player	Total		3-Ptr		Rebounds			PF	TP	A	TO	Blk	Stl	Min
		FG-FGA	FG-FGA	FT-FTA	FT-FTA	Off	Def	Tot							
15	Cheickna Sissoko	f	4-7	0-0	2-2	2	4	6	1	10	1	0	0	1	16
00	Caleb Robinson	g	6-16	0-2	6-8	2	5	7	2	18	0	1	0	1	24
01	Julien Soumaoro	g	5-13	3-8	2-7	1	1	2	1	15	3	0	0	2	24
04	DQ Nicholas	g	1-9	0-2	1-3	0	5	5	2	3	3	1	0	1	26
13	Lucas Stieber	g	1-4	1-2	0-0	0	4	4	1	3	1	1	0	1	24
02	Brendan Mykalcio	g	3-8	0-1	0-0	1	2	3	2	6	0	1	0	0	14
03	Quest Aldridge	g	1-4	1-4	0-0	0	2	2	3	1	2	0	1	0	18
05	Ademide Badmus	g	0-1	0-0	0-0	1	0	1	4	0	1	1	0	1	10
08	Darryl Simmons II	g	1-6	0-3	1-1	0	2	2	0	3	1	1	0	1	14
14	Shahar Lazar	g	2-2	1-1	0-0	0	0	0	2	5	3	2	0	0	16
24	Isaiah Richards	g	1-2	0-0	0-0	0	2	2	2	2	0	0	0	0	14
Team						4	2	6							
Totals			25-72	6-23	12-21	11	29	40	19	68	14	10	0	9	200

FG % 1st Half:	13-35	37.1%	2nd half:	12-37	32.4%	Game:	25-72	34.7%	Deadball	
3FG % 1st Half:	4-13	30.8%	2nd half:	2-10	20.0%	Game:	6-23	26.1%	Rebounds	3
FT % 1st Half:	6-11	54.5%	2nd half:	6-10	60.0%	Game:	12-21	57.1%		

Arkansas 86 • 2-0

#	Player	Total		3-Ptr		Rebounds			PF	TP	A	TO	Blk	Stl	Min
		FG-FGA	FG-FGA	FT-FTA	FT-FTA	Off	Def	Tot							
02	Trevon Brazile	f	4-4	1-1	1-2	1	6	7	4	10	0	3	5	0	23
08	Chandler Lawson	f	2-2	1-1	0-0	1	2	3	4	5	0	0	0	1	10
03	El Ellis	g	5-11	1-3	2-2	0	6	6	2	13	3	1	0	1	23
04	Davonte Davis	g	2-8	0-4	0-0	0	5	5	2	4	2	0	0	1	32
12	Tramon Mark	g	6-12	0-2	2-4	0	3	3	2	14	2	1	1	0	27
00	Khalif Battle	g	5-9	3-4	8-10	4	4	8	1	21	1	0	0	0	25
05	Joseph Pinion	g	2-3	0-0	1-2	0	0	0	0	5	0	0	1	0	8
07	Denijay Harris	g	0-0	0-0	0-2	0	0	0	0	0	1	1	0	0	2
10	Baye Fall	g	0-0	0-0	0-2	1	3	4	3	0	0	2	2	1	10
11	Jalen Graham	g	2-3	0-0	0-1	1	2	3	1	4	0	0	1	0	8
15	Makhi Mitchell	g	1-2	0-0	3-4	1	4	5	1	5	2	1	4	0	17
21	Cade Arbogast	g	0-1	0-0	0-0	0	0	0	0	0	0	0	0	0	2
24	Jeremiah Davenport	g	1-5	1-3	2-2	1	2	3	0	5	0	1	1	0	12
45	Lawson Blake	g	0-0	0-0	0-0	0	0	0	0	0	0	0	0	0	1
Team						1	2	3							
Totals			30-60	7-18	19-31	7	39	46	20	86	11	10	15	4	200

FG % 1st Half:	16-31	51.6%	2nd half:	14-29	48.3%	Game:	30-60	50.0%	Deadball	
3FG % 1st Half:	4-9	44.4%	2nd half:	3-9	33.3%	Game:	7-18	38.9%	Rebounds	6.3
FT % 1st Half:	12-18	66.7%	2nd half:	7-13	53.8%	Game:	19-31	61.3%		

Officials: Matt Jarman,Chris Ford,Todd Austin
Technical fouls: Gardner-Webb-None, Arkansas-Makhi Mitchell.
Attendance: 19200

Score by periods	1st	2nd	Total	In	Off	2nd	Fast	Bench
Gardner-Webb	36	32	68	36	18	11	9	19
Arkansas	48	38	86	36	13	7	16	40

Last FG - GW 2nd-01:30, ARK 2nd-04:30.
Largest lead - GW by 8 1st-16:25, ARK by 26 2nd-04:30.
GW led for 09:55, ARK led for 27:24, Game was tied for 02:41.

GAME 3		77	Old Dominion	31	46	77	86	
			#14/14 ARKANSAS	37	49	86		
Nov. 13, 2023 • Fayetteville, Ark. • Bud Walton Arena								

Old Dominion 77 • 1-2

#	Player		Total		3-Ptr		Rebounds			PF	TP	A	TO	Blk	Stl	Min
			FG-FGA	FG-FGA	FT-FTA	Off	Def	Tot								
11	Dani Pounds	f	2-5	0-0	0-0	3	3	6	5	4	0	1	0	0	21	
00	Vasean Allette	g	2-11	0-3	0-0	0	4	4	2	4	5	2	0	2	23	
01	Jason Wade	g	0-2	0-1	0-0	2	0	2	3	0	0	0	0	1	18	
02	Chaunce Jenkins	g	8-19	3-6	2-2	1	6	7	2	21	3	3	0	0	36	
10	Tyrone Williams	g	3-8	1-2	1-2	2	3	5	0	8	1	1	0	0	21	
03	Imo Essien		0-2	0-1	0-0	0	0	0	1	0	0	0	0	0	6	
13	Devin Ceasar		8-12	2-3	0-0	0	3	3	2	18	1	0	0	0	15	
15	R.J. Blakney		5-6	3-4	1-1	0	4	4	2	14	1	0	1	0	22	
21	Leeroy Odiiah		1-1	0-0	0-0	3	1	4	4	2	0	1	0	0	19	
55	Bryce Baker		2-5	2-4	0-0	0	1	1	1	6	3	1	0	0	19	
	Team					1	2	3				1				
	Totals		31-71	11-24	4-5	12	27	39	22	77	14	10	1	3	200	

GAME 5

ESPN U



74

Stanford

#20/RV ARKANSAS

20 39 7 8 74

77

Nov. 22, 2023 • Paradise Island, Bahamas • Imperial Arena

Stanford 74 • 3-2

#	Player	Total			3-Ptr			Rebounds			PF	TP	A TO Blk			Stl	Min
		FG-FGA	FG-FGA	FT-FTA	FG-FGA	FG-FGA	FT-FTA	Off	Def	Tot							
14	Spencer Jones	f	10-20	5-10	2-6	2	6	8	4	27	1	2	0	0	0	42	39
42	Maxime Raynaud	f	3-8	0-2	2-2	5	5	10	1	8	2	5	0	0	0	39	
01	Jared Bynum	g	5-16	1-5	2-3	1	4	5	3	13	8	3	0	0	0	42	
02	Andrej Stojakovic	g	3-6	0-1	1-2	1	5	6	3	7	1	1	0	2	0	30	
13	Michael Jones	g	1-5	1-5	2-4	0	3	3	5	5	1	0	0	1	0	36	
10	Max Murrell		0-0	0-0	0-0	0	0	0	0	0	1	0	0	0	0	4	
15	Benny Gealer		1-4	1-4	0-0	0	2	2	1	3	1	2	0	0	0	11	
22	James Keefe		1-1	0-0	2-4	1	3	4	1	4	0	0	0	0	0	18	
23	Brandon Angel		2-5	1-3	2-3	0	4	4	5	7	1	6	0	1	0	28	
Team								2	2	4							
Totals			26-65	9-30	13-24	12	34	46	23	74	16	19	0	4	250		
FG % 1st Half:		8-23	34.8%	2nd half:	14-28	50.0%	OT:	4-14	28.6%	Game:	26-65	40.0%	Deadball Rebounds				
3FG % 1st Half:		3-11	27.3%	2nd half:	5-11	45.5%	OT:	1-8	12.5%	Game:	9-30	30.0%	7				
FT % 1st Half:		1-3	33.3%	2nd half:	6-9	66.7%	OT:	6-12	50.0%	Game:	13-24	54.2%					

Arkansas 77 • 4-1

#	Player	Total			3-Ptr			Rebounds			PF	TP	A TO Blk			Stl	Min
		FG-FGA	FG-FGA	FT-FTA	FG-FGA	FG-FGA	FT-FTA	Off	Def	Tot							
02	Trevon Brazile	f	3-12	2-5	6-6	8	9	17	2	14	2	2	0	2	45		
15	Makhi Mitchell	f	3-7	0-0	0-0	2	1	3	0	6	0	1	0	1	17		
04	Davonte Davis	g	3-14	1-4	3-6	0	6	6	4	10	3	5	0	1	45		
12	Tramon Mark	g	6-15	1-4	12-15	0	1	1	4	25	1	1	0	1	41		
24	Jeremiah Davenport	g	0-1	0-1	0-0	0	0	0	1	0	0	1	0	0	10		
00	Khalif Battle		2-11	1-4	4-4	0	1	1	5	9	0	1	0	1	31		
03	El Ellis		0-4	0-1	0-0	0	0	0	1	0	0	1	0	0	6		
05	Joseph Pinion		0-0	0-0	0-0	0	1	1	1	0	0	0	0	0	3		
06	Layden Blocker		2-5	0-0	0-0	2	0	2	1	4	0	0	0	0	16		
08	Chandler Lawson		4-7	0-0	1-2	5	8	13	4	9	0	0	5	0	36		
Team						4	4	8									
Totals			23-76	5-19	26-33	21	31	52	23	77	6	13	5	9	250		
FG % 1st Half:		8-30	26.7%	2nd half:	10-32	31.3%	OT:	5-14	35.7%	Game:	23-76	30.3%	Deadball Rebounds				
3FG % 1st Half:		1-8	12.5%	2nd half:	3-8	37.5%	OT:	1-3	33.3%	Game:	5-19	26.3%	5				
FT % 1st Half:		5-6	83.3%	2nd half:	14-19	73.7%	OT:	7-8	87.5%	Game:	26-33	78.8%					

Officials: Owen Shortt,Jeb Hartness,Tony Padilla
Technical fouls: Stanford-Brandon Angel. Arkansas-Trevon Brazile.
Attendance: 820

Score by periods	1st	2nd	OT	OT2	Total
Stanford	20	39	7	8	74
Arkansas	22	37	7	11	77

Points	In Paint	Off T/O	2nd Chance	Fast Break	Bench
Stanford	30	10	7	7	14
Arkansas	32	16	23	4	22

Last FG - STAN OT2-00:45, ARK OT2-00:19.
Largest lead - STAN by 9 2nd-15:25, ARK by 4 OT-03:45.
STAN led for 26:13. ARK led for 14:25. Game was tied for 09:22.

Score tied - 11 times.
Lead changed - 10 times.

GAME 7

ESPN 2



72

#20/RV ARKANSAS

#14/14 North Carolina

38 34 72

84

Nov. 24, 2023 • Paradise Island, Bahamas • Imperial Arena

Arkansas 72 • 4-3

#	Player	Total			3-Ptr			Rebounds			PF	TP	A TO Blk			Stl	Min
		FG-FGA	FG-FGA	FT-FTA	FG-FGA	FG-FGA	FT-FTA	Off	Def	Tot							
02	Trevon Brazile	f	0-4	0-1	0-0	0	2	2	3	0	1	3	2	0	21		
15	Makhi Mitchell	f	2-5	0-0	1-1	0	1	1	5	5	0	1	0	0	11		
04	Davonte Davis	g	0-0	0-0	0-0	0	1	1	3	0	0	1	0	0	23		
06	Layden Blocker	g	3-6	0-0	5-6	2	0	2	2	11	1	1	1	3	28		
12	Tramon Mark	g	13-17	4-6	4-7	0	5	5	3	34	0	1	1	0	33		
00	Khalif Battle		3-7	0-3	3-3	0	4	4	4	9	1	1	0	0	18		
03	El Ellis		0-3	0-1	0-0	0	2	2	0	0	0	0	1	0	17		
05	Joseph Pinion		0-0	0-0	0-0	0	0	0	1	0	0	0	0	0	2		
07	Denijay Harris		0-0	0-0	0-0	0	0	0	0	0	0	0	0	0	0+		
08	Chandler Lawson		2-5	0-1	0-1	1	2	3	3	4	2	1	0	0	19		
10	Baye Fall		0-0	0-0	0-0	0	1	1	0	0	0	0	1	0	3		
24	Jeremiah Davenport		3-8	1-5	2-2	0	1	1	3	9	1	2	0	1	25		
Team						3	2	5									
Totals			26-55	5-17	15-20	6	21	27	27	72	6	12	6	4	200		
FG % 1st Half:		14-26	53.8%	2nd half:	12-29	41.4%	Game:	26-55	47.3%	Deadball Rebounds					3		
3FG % 1st Half:		2-7	28.6%	2nd half:	3-10	30.0%	Game:	5-17	29.4%								
FT % 1st Half:		8-10	80.0%	2nd half:	7-10	70.0%	Game:	15-20	75.0%								

North Carolina 87 • 5-1

#	Player	Total			3-Ptr			Rebounds			PF	TP	A TO Blk			Stl	Min
		FG-FGA	FG-FGA	FT-FTA	FG-FGA	FG-FGA	FT-FTA	Off	Def	Tot							
05	Armando Bacot	f	3-9	0-0	3-3	1	3	4	3	9	0	1	0	0	28		
24	Jae'Lyn Withers	f	2-5	0-1	1-2	2	3	5	3	5	0	0	0	0	16		
55	Harrison Ingram	f	5-10	0-2	3-5	2	8	10	3	13	6	2	0	2	40		
02	Elliot Cadeau	g	2-4	1-1	2-4	1	1	2	5	7	3	1	0	0	26		
04	RJ Davis	g	9-18	2-5	10-10	0	2	2	3	30	2	1	0	1	35		
07	Seth Trimble		4-5	2-2	2-4	1	3	4	4	12	0	1	0	0	25		
08	Paxson Wojcik		2-5	1-3	0-0	0	0	0	2	5	0	2	0	0	19		
13	Jalen Washington		1-1	0-0	4-7	2	3	5	1	6	0	1	0	0	11		
Team						4	2	6									
Totals			28-57	6-14	25-35	13	25	38	24	87	11	10	0	3	200		
FG % 1st Half:		11-28	39.3%	2nd half:	17-29	58.6%	Game:	28-57	49.1%	Deadball Rebounds					5		
3FG % 1st Half:		2-7	28.6%	2nd half:	4-7	57.1%	Game:	6-14	42.9%								
FT % 1st Half:		11-18	61.1%	2nd half:	14-17	82.4%	Game:	25-35	71.4%								

Officials: Owen Shortt,Marquis Pettigrew,Jeb Hartness
Technical fouls: Arkansas-None. North Carolina-None.
Attendance: 1456

Score by periods	1st	2nd	Total
Arkansas	38	34	72
North Carolina	35	52	87

Points	In Paint	Off T/O	2nd Chance	Fast Break	Bench
Arkansas	24	11	7	17	22
North Carolina	38	19	10	15	23

Last FG - ARK 2nd-01:12, UNC 2nd-00:30.
Largest lead - ARK by 3 1st-00:58, UNC by 15 2nd-01:26.
ARK led for 04:09. UNC led for 33:44. Game was tied for 02:07.

Score tied - 7 times.
Lead changed - 7 times.

GAME 6

ESPN



79

#20/RV ARKANSAS

#RV/RV Memphis

37 42 79

84

Nov. 23, 2023 • Paradise Island, Bahamas • Imperial Arena

Arkansas 79 • 4-2

#	Player		Total		3-Ptr		Rebounds			PF	TP	A TO Blk			Stl	Min
			FG-FGA	FG-FGA	FT-FTA	Off	Def	Tot								
02	Trevon Brazile	f	5-10	1-3	2-2	7	3	10	4	13	1	3	0	2	39	
15	Makhi Mitchell	f	2-2	0-0	0-1	0	2	2	4	4	1	2	2	0	17	
04	Davonte Davis	g	5-14	3-7	2-2	0	3	3	3	15	1	3	0	0	38	
06	Layden Blocker	g	3-5	0-0	3-4	3	0	3	4	9	1	0	0	0	27	
12	Tramon Mark	g	4-9	0-2	4-5	0	1	1	3	12	0	1	0	1	26	
00	Khalif Battle		5-8	3-4	8-11	0	2	2	5	21	0	4	0	1	30	
03	El Ellis		0-3	0-2	0-0	0	1	1	0	0	3	2	0	0	13	
05	Joseph Pinion		0-0	0-0	0-0	0	0	0	0	0	0	0	0	0	0+	
08	Chandler Lawson		2-4	0-0	1-2	1	2	3	2	5	0	0	0	0	10	
	Team					2	6	8				3				
	Totals		26-55	7-18	20-27	13	20	33	25	79	7	18	2	4	200	
	FG % 1st Half:	11-26	42.3%	2nd half:	15-29	51.7%	Game:	26-55	47.3%						Deadball	
	3FG % 1st Half:	4-10	40.0%	2nd half:	3-8	37.5%	Game:	7-18	38.9%						Rebounds	
	FT % 1st Half:	11-14	78.6%	2nd half:	9-13	69.2%	Game:	20-27	74.1%						7	

GAME 9			83	Furman	35	48	83	97	
				#RV/- ARKANSAS	40	57	97		
	Dec. 4, 2023 • Fayetteville, Ark. • Bud Walton Arena								

Furman 83 • 4-5

#	Player	Total		3-Ptr		Rebounds			PF	TP	A	TO	Blk	Stl	Min
		FG-FGA	FG-FGA	FT-FTA	Off	Def	Tot								
13	Garrett Hien	f	4-9	1-3	1-2	1	4	5	4	10	1	0	0	1	30
15	Tyrese Hughey	f	2-2	1-1	0-0	1	1	2	4	5	2	0	0	0	14
24	Alex Williams	f	7-15	5-9	1-1	1	3	4	2	20	1	2	0	1	30
00	PJay Smith	g	1-6	1-3	0-0	0	1	1	1	3	3	1	0	0	19
01	JP Pegues	g	4-14	3-9	10-10	0	2	2	3	21	6	3	0	1	36
04	Ben VanderWal		2-5	0-2	2-4	1	0	1	0	6	0	0	0	0	11
11	Carter Whitt		6-16	1-4	1-2	0	4	4	3	14	2	1	0	3	29
12	Davis Molnar		2-4	0-1	0-1	4	2	6	1	4	0	2	1	1	23
21	Cooper Bowser		0-2	0-0	0-0	2	1	3	2	0	0	2	0	0	8
Team						5	2	7							
Totals			28-73	12-32	15-20	15	20	35	20	83	15	11	1	7	200
FG % 1st Half: 13-36		36.1%	2nd half: 15-37		40.5%	Game: 28-73		38.4%	Deadball Rebounds 3						
3FG % 1st Half: 8-18		44.4%	2nd half: 4-14		28.6%	Game: 12-32		37.5%							
FT % 1st Half: 1-1		100.0%	2nd half: 14-19		73.7%	Game: 15-20		75.0%							

Arkansas 97 • 6-3

#	Player		Total		3-Ptr		Rebounds			PF	TP	A TO			Blk	Stl	Min
			FG-FGA	FG-FGA	FT-FTA	Off	Def	Tot									
02	Trevon Brazile	f	5-8	2-3	1-1	0	4	4	0	13	0	0	2	0	0	27	
08	Chandler Lawson	f	8-10	1-2	2-2	1	2	3	1	19	1	1	3	1	1	18	
03	El Ellis	g	1-4	0-1	1-2	1	2	3	0	3	2	2	0	1	1	11	
04	Davonte Davis	g	2-5	1-2	2-2	1	9	10	4	7	8	0	0	0	0	38	
24	Jeremiah Davenport	g	2-4	0-2	0-0	0	0	0	1	4	1	0	1	1	1	11	
00	Khalif Battle		7-11	4-7	7-8	0	1	1	3	25	1	0	0	1	1	24	
06	Layden Blocker		4-5	0-0	1-4	0	5	5	4	9	5	1	3	0	0	24	
11	Jalen Graham		1-3	0-0	0-0	2	1	3	2	2	0	0	0	0	0	9	
12	Tramon Mark		3-6	0-2	1-2	0	3	3	3	7	2	4	1	2	2	26	
15	Makhi Mitchell		4-5	0-0	0-0	1	1	2	1	8	1	3	0	1	1	12	
Team						0	4	4									
Totals				37-61	8-19	15-21	6	32	38	19	97	21	11	10	7	200	
FG % 1st Half: 18-30			60.0%	2nd half: 19-31			61.3%	Game: 37-61			60.7%						Deadball Rebounds 4
3FG % 1st Half: 3-9			33.3%	2nd half: 5-10			50.0%	Game: 8-19			42.1%						
FT % 1st Half: 1-2			50.0%	2nd half: 14-19			73.7%	Game: 15-21			71.4%						

Officials: Mike Nance,Bart Lenox,Don Daily
Technical fouls: Furman-None. Arkansas-TEAM.
Attendance: 19200

Score by periods	1st	2nd	Total
Furman	35	48	83
Arkansas	40	57	97

	In	Off	2nd	Fast	Bench
Points FURMAN	30	10	12	16	24
ARK	52	15	6	23	51

Last FG - FURMAN 2nd-00:52, ARK 2nd-00:08.
Largest lead - FURMAN by 3 1st-17:42, ARK by 20 2nd-09:16.
FURMAN led for 02:26. ARK led for 36:11. Game was tied for 01:23.

Score tied - 2 times.
Lead changed - 6 times.

GAME 11				66	Lipscomb	33 33	66 69				
									ARKANSAS	41 28	69
Dec. 16, 2023 • N. Little Rock, Ark. • Simmons Bank Arena											

Lipscomb 66 • 7-6

#	Player		Total		3-Ptr		Rebounds			PF	TP	A	TO	Blk	Stl	Min
			FG-FGA	FG-FGA	FT-FTA	Off	Def	Tot								
11	Owen McCormack	f	4-10	3-7	2-2	5	7	12	2	13	2	3	0	1	28	
35	Grant Asman	c	1-4	1-4	0-0	0	1	1	0	3	1	0	0	0	16	
00	A.J. McGinnis		3-12	0-6	4-4	2	2	4	2	10	0	0	0	0	26	
02	Will Pruitt	g	7-13	1-3	0-0	0	5	5	5	15	3	3	0	2	36	
22	Joe Anderson	g	5-8	1-2	0-0	0	3	3	0	11	3	1	0	4	36	
01	Rylan Houck		2-2	0-0	0-0	1	0	1	2	4	0	0	0	0	14	
03	Cody Head		2-6	1-1	1-3	1	0	1	2	6	0	1	0	1	15	
15	Dylan Faulkner		0-2	0-1	0-0	0	1	1	0	0	0	0	0	0	7	
21	TJ Johnson		1-4	0-3	0-0	0	2	2	0	2	1	0	0	0	13	
24	Jason Montgomery		1-6	0-3	0-0	0	1	1	0	2	0	1	1	0	9	
Team						3	0	3								
Totals				26-67	7-30	7-9	12	22	34	13	66	10	9	1	8	200
FG % 1st Half: 14-33			42.4%	2nd half: 12-34		35.3%	Game: 26-67		38.8%	Deadball Rebounds						
3FG % 1st Half: 5-16			31.3%	2nd half: 2-14		14.3%	Game: 7-30		23.3%	3						
FT % 1st Half: 0-0			0.0%	2nd half: 7-9		77.8%	Game: 7-9		77.8%							

Arkansas 69 • 7-4

#	Player		Total		3-Ptr		Rebounds			PF	TP	A	TO	Blk	Stl	Min
			FG-FGA	FG-FGA	FT-FTA	Off	Def	Tot								
02	Trevon Brazile	f	3-7	0-1	0-1	2	4	6	0	6	1	2	1	0	7	24
08	Chandler Lawson	f	2-3	0-1	0-0	0	1	1	0	4	0	0	0	0	0	7
04	Davonte Davis	g	2-2	0-0	0-0	0	3	3	2	4	3	4	0	0	0	24
05	Joseph Pinion	g	0-0	0-0	0-0	0	0	0	0	0	0	0	0	0	0	2
24	Jeremiah Davenport	g	3-10	2-6	1-2	2	2	4	1	9	3	1	0	2	27	27
00	Khalif Battle		1-5	0-2	0-0	0	2	2	2	2	0	1	0	0	11	11
01	Keyon Menifield Jr.		1-3	0-1	0-0	1	2	3	3	2	2	0	0	0	0	19
03	El Ellis		0-0	0-0	0-0	0	0	0	0	0	0	0	0	0	0	1
06	Layden Blocker		1-3	0-0	0-1	1	3	4	0	2	4	3	0	2	20	20
07	Denijay Harris		0-0	0-0	0-0	0	0	0	0	0	0	0	0	0	0	0+
11	Jalen Graham		5-6	0-0	1-2	0	1	1	2	11	1	1	2	0	15	15
12	Tramon Mark		6-12	3-4	2-2	0	3	3	3	17	3	2	1	0	31	31
15	Makhi Mitchell		6-6	0-0	0-0	1	4	5	1	12	0	0	1	0	19	19
Team						1	2	3								
Totals				30-57	5-15	4-8	8	27	35	14	69	17	14	5	4	200
FG % 1st Half: 17-29			58.6%	2nd half: 13-28		46.4%	Game: 30-57		52.6%	Deadball Rebounds						
3FG % 1st Half: 4-7			57.1%	2nd half: 1-8		12.5%	Game: 5-15		33.3%	1,						
FT % 1st Half: 3-5			60.0%	2nd half: 1-3		33.3%	Game: 4-8		50.0%	1,						

Officials: Michael Swoboda,Wil Howard,Joe Lindsey
Technical fouls: Lipscomb-Owen McCormack. Arkansas-Davonte Davis.
Attendance: 16361

Score by periods	1st	2nd	Total
Lipscomb	33	33	66
Arkansas	41	28	69

	In	Off	2nd	Fast	Bench
Points LIPS	32	6	13	6	14
ARK	36	12	6	14	46

Last FG - LIPS 2nd-01:17, ARK 2nd-00:26.
argest lead - LIPS by 4 1st-18:27, ARK by 20 2nd-11:59.
JPS led for 01:44. ARK led for 37:09. Game was tied for 01:07.

Score tied - 1 time.
Lead changed - 1 time.

GAME 10			70	RV/- ARKANSAS		25	45	70	84	
ESPN 2				#19/22 Oklahoma		37	42	79		
						Dec. 9, 2023 • Tulsa, Okla. • BOK Center				

GAME 13

SEC

ESPN

NETWORK



90

UNC Wilmington

42 48

90 106



Dec. 30, 2023 • Fayetteville, Ark. • Bud Walton Arena

UNCW 90 • 9-3

#	Player	Total		3-Ptr		Rebounds			PF	TP	A	TO	Blk	Stl	Min
		FG-FGA	FG-FGA	FT-FTA	FT-FTA	Off	Def	Tot							
21	Khamari McGriff	f	1-2	0-0	0-0	1	2	3	4	2	0	1	0	0	10
01	Donovan Newby	g	1-3	1-2	2-2	1	2	3	4	5	2	0	1	1	21
02	Shykeim Phillips	g	9-13	3-4	4-5	1	2	3	4	25	2	0	1	1	28
03	Maleeck Harden-Hayes	g	1-5	1-3	1-2	1	0	1	3	4	0	0	0	0	23
05	Noah Ross	g	1-2	1-1	4-4	0	0	0	5	7	0	0	0	0	13
00	KJ Jenkins	g	4-16	2-10	0-0	0	5	5	2	10	2	1	0	1	32
04	Nolan Hodge	g	1-2	0-1	2-4	1	2	3	2	4	1	1	0	0	14
13	Trazarian White	g	9-20	1-4	9-15	3	2	5	3	28	2	2	0	0	33
23	Eric Van Der Heijden	g	1-3	1-3	2-2	6	5	11	2	5	1	1	1	0	26
Team						1	0	1							
Totals			28-66	10-28	24-34	15	20	35	29	90	13	8	2	3	200
FG % 1st Half: 14-34		41.2%	2nd half: 14-32		43.8%	Game: 28-66		42.4%	Deadball Rebounds 7,1						
3FG % 1st Half: 6-14		42.9%	2nd half: 4-14		28.2%	Game: 10-28		35.7%							
FT % 1st Half: 8-13		61.5%	2nd half: 2nd half: 2-2		76.2%	Game: 24-34		70.6%							

Arkansas 106 • 9-4

#	Player	Total		3-Ptr		Rebounds			PF	TP	A	TO	Blk	Stl	Min
		FG-FGA	FG-FGA	FT-FTA	FT-FTA	Off	Def	Tot							
02	Trevon Brazile	f	5-8	0-1	2-3	2	6	8	5	12	1	1	0	0	33
08	Chandler Lawson	f	1-2	0-0	1-3	2	3	5	2	3	1	0	1	0	10
01	Keyon Menifield Jr.	g	8-14	3-7	13-17	1	3	4	0	32	5	3	0	0	35
04	Davonte Davis	g	5-7	3-5	1-2	3	3	6	4	14	6	1	0	3	36
12	Tramon Mark	g	5-8	1-2	7-8	1	1	2	5	18	1	0	1	1	24
00	Khalif Battle	g	0-5	0-2	2-2	0	1	1	0	2	1	0	0	1	7
03	El Ellis	g	1-3	0-1	2-2	0	2	2	1	4	0	0	0	0	10
05	Joseph Pinion	g	0-1	0-1	0-0	0	0	0	1	0	0	0	0	0	2
06	Layden Blocker	g	0-2	0-1	3-4	1	1	2	4	3	1	0	0	0	8
07	Denijay Harris	g	0-0	0-0	0-0	0	0	0	0	0	0	0	0	0	2
11	Jalen Graham	g	7-11	0-0	2-2	3	3	6	2	16	0	2	1	0	26
15	Makhi Mitchell	g	0-0	0-0	0-0	0	1	1	1	0	0	1	2	0	3
21	Cade Arbogast	g	0-0	0-0	0-0	0	0	0	0	0	0	0	0	0	4
24	Jeremiah Davenport	g	1-2	0-0	0-0	1	0	1	2	2	0	0	0	0	4
Team						1	1	2							
Totals			33-63	7-20	33-43	15	25	40	27	106	16	8	5	5	200
FG % 1st Half: 15-30		50.0%	2nd half: 18-33		54.5%	Game: 33-63		52.4%	Deadball Rebounds 4,1						
3FG % 1st Half: 5-11		45.5%	2nd half: 2nd half: 2-9		22.2%	Game: 7-20		35.0%							
FT % 1st Half: 13-18		72.2%	2nd half: 20-25		80.0%	Game: 33-43		76.7%							

Officials: Lucas Santos,Vladimir Voyard=Tadal,Jason Baker
Technical fouls: UNCW=None, Arkansas-Trevon Brazile.
Attendance: 19200

Score by periods	1st	2nd	Total
UNCW	42	48	90
Arkansas	48	58	106

Last FG - UNCW 2nd-00:30, ARK 2nd-00:00.
Largest lead - UNCW by 6 1st-09:22, ARK by 19 2nd-06:22.
UNCW led for 04:29. ARK led for 30:26. Game was tied for 05:05.

Score tied - 8 times.
Lead changed - 8 times.

GAME 14

ESPN

U



83

#7/7 Auburn

37 46

83 51



Jan. 6, 2024 • Fayetteville, Ark. • Bud Walton Arena

Auburn 83 • 12-2,1-0 SEC

#	Player	Total		3-Ptr		Rebounds			PF	TP	A	TO	Blk	Stl	Min
		FG-FGA	FG-FGA	FT-FTA	FT-FTA	Off	Def	Tot							
02	Jaylin Williams	f	5-9	1-3	0-0	0	3	3	0	11	1	1	0	0	24
04	Johni Broome	f	7-13	0-2	0-0	3	5	8	1	14	3	2	2	2	25
05	Chris Moore	f	0-1	0-0	0-0	1	0	1	0	0	0	2	0	1	14
01	Aden Holloway	g	2-9	1-4	0-0	1	4	5	1	5	0	0	0	0	21
12	Denver Jones	g	2-5	1-1	2-3	0	0	0	7	1	0	1	1	1	19
00	K.D. Johnson	g	2-8	0-2	2-2	0	2	2	2	6	2	1	0	1	20
03	Tre Donaldson	g	5-6	1-1	0-0	0	7	7	1	11	4	1	0	0	19
10	Chad Baker-Mazara	g	5-9	2-3	4-4	1	3	4	2	16	3	0	0	0	21
23	Addarin Scott	g	0-0	0-0	0-0	0	1	1	0	0	1	0	0	0	2
24	Lior Berman	g	1-2	0-1	0-0	0	1	1	1	2	1	0	0	0	7
31	Chaney Johnson	g	2-5	1-1	0-0	0	3	3	3	5	0	0	0	0	15
44	Dylan Cardwell	g	3-3	0-0	0-2	3	5	8	3	6	0	0	2	0	13
Team						2	1	3							
Totals			34-70	7-18	8-11	11	35	46	14	83	16	7	5	5	200
FG % 1st Half: 15-37		40.5%	2nd half: 19-33		57.6%	Game: 34-70		48.6%	Deadball Rebounds 2						
3FG % 1st Half: 2-10		20.0%	2nd half: 5-8		62.5%	Game: 7-18		38.9%							
FT % 1st Half: 5-6		83.3%	2nd half: 3-5		60.0%	Game: 8-11		72.7%							

Arkansas 51 • 9-5,0-1 SEC

#	Player	Total		3-Ptr		Rebounds			PF	TP	A	TO	Blk	Stl	Min
		FG-FGA	FG-FGA	FT-FTA	FT-FTA	Off	Def	Tot							
02	Trevon Brazile	f	5-9	1-5	0-0	1	6	7	1	11	0	1	3	0	33
08	Chandler Lawson	f	1-4	1-3	0-0	0	0	0	2	3	0	2	0	1	13
11	Jalen Graham	f	2-8	0-0	0-0	4	2	6	2	4	0	0	0	2	20
01	Keyon Menifield Jr.	g	5-15	4-8	0-3	0	3	3	0	14	4	2	0	1	32
12	Tramon Mark	g	3-8	1-3	3-4	1	4	5	1	10	2	1	0	0	29
00	Khalif Battle	g	1-4	0-1	2-4	0	2	2	1	4	0	1	1	0	17
03	El Ellis	g	0-2	0-1	0-0	0	1	1	0	0	0	1	0	0	7
04	Davonte Davis	g	0-4	0-2	2-2	0	1	1	3	2	1	2	0	0	25
05	Joseph Pinion	g	0-0	0-0	0-0	0	2	2	0	0	0	2	0	0	6
06	Layden Blocker	g	0-0	0-0	0-0	0	0	0	0	0	0	1	0	0	2
07	Denijay Harris	g	0-1	0-0	0-0	0	0	0	0	0	0	0	0	0	3
10	Baye Fall	g	0-0	0-0	1-2	0	0	0	0	1	0	0	0	0	4
15	Makhi Mitchell	g	1-3	0-0	0-0	0	3	3	1	2	1	0	0	0	9
Team						1	1	2							
Totals			18-58	7-24	8-15	7	25	32	11	51	8	13	4	4	200
FG % 1st Half: 12-31		38.7%	2nd half: 6-27		22.2%	Game: 18-58		31.0%	Deadball Rebounds 5,1						
3FG % 1st Half: 4-15		26.7%	2nd half: 3-9		33.3%	Game: 7-24		29.2%							
FT % 1st Half: 2-7		28.6%	2nd half: 6-8		75.0%	Game: 8-15		53.3%							

Officials: Chuck Jones,K.B. Burdett Jr.,Doug Shows
Technical fouls: Auburn-Chad Baker-Mazara; Tre Donaldson, Arkansas=None.
Attendance: 19200

Score by periods	1st	2nd	Total
Auburn	37	46	83
Arkansas	30	21	51

Last FG - AUB 2nd-00:26, ARK 2nd-04:07.
Largest lead - AUB by 32 2nd-00:26, ARK by 6 1st-14:44.
AUB led for 30:30. ARK led for 06:05. Game was tied for 03:25.

Score tied - 6 times.
Lead changed - 6 times.

GAME 15

ESPN

U



66

Arkansas

24 42

66 76



Jan. 10, 2024 • Athens, Ga. • Stegeman Coliseum

Georgia 75 • 14-10,4-7 SEC

#	Player		Total		3-Ptr		Rebounds			PF	TP	A	TO	Blk	Stl	Min
			FG-FGA	FG-FGA	FT-FTA	Off	Def	Tot								
54	Russel Tchewa	c	3-4	0-0	4-5	3	1	4	4	10	3	6	0	0	24	
01	Jabri Abdur-Rahim	g	2-6	0-4	0-0	0	2	2	2	4	1	3	1	1	30	
03	Noah Thomasson	g	2-8	0-3	0-0	0	3	3	2	4	0	0	0	0	24	
04	Silas Demary Jr.	g	7-10	1-1	4-5	0	0	0	2	19	3	1	1	2	29	
11	Justin Hill	g	3-6	1-1	11-12	0	0	0	1	18	3	2	0	0	27	
00	Blue Cain		1-6	1-5	0-0	0	2	2	1	3	0	0	0	1	20	
05	Frank Anselem-Ibe		0-0	0-0	0-0	0	0	0	0	0	0	0	0	4	4	
13	Dylan James		3-6	1-2	0-0	2	1	3	1	7	0	0	0	0	14	
15	RJ Melendez		1-4	0-2	0-0	0	4	4	1	2	0	0	0	1	16	
23	Jalen DeLoach		4-4	0-0	0-1	1	3	4	3	8	0	2	0	0	12	
	Team					2	3	5								
Totals			26-54	4-18	19-23	8	19	27	17	75	10	14	2	5	200	
FG % 1st Half: 10-28			35.7%	2nd half: 16-26	61.5%	Game: 26-54		48.1%		Deadball Rebound						
3FG % 1st Half: 1-12			8.3%	2nd half: 3-6	50.0%	Game: 4-18		22.2%								
FT % 1st Half: 8-10			80.0%	2nd half: 11-13	84.6%	Game: 19-23		82.6%								

GAME 17

SEC

ESPN

NETWORK

ATM

77

Texas A&M

ARKANSAS

32 45

16 32

77 78

78

Jan. 16, 2024 • Fayetteville, Ark. • Bud Walton Arena

Texas A&M 77 • 10-7,1-3 SEC

#	Player	Total		3-Ptr		Rebounds			PF	TP	A		TO	Blk	Stl	Min
		FG-FGA	FT-FTA	FG-FGA	FT-FTA	Off	Def	Tot								
10	Wildens Leveque	f	0-2	0-0	2-2	2	2	4	5	2	0	0	1	0	0	17
13	Solomon Washington	f	1-1	1-1	2-4	2	2	4	5	5	1	0	0	0	0	18
02	Hayden Hefner	g	0-6	0-3	3-4	1	1	2	1	3	0	0	0	0	0	8
04	Wade Taylor IV	g	13-32	5-14	10-13	0	6	6	4	41	1	0	0	2	39	39
23	Tyrece Radford	g	2-15	0-5	2-2	3	2	5	3	6	2	0	0	0	0	37
00	Jace Carter		1-5	0-3	3-4	2	5	7	3	5	1	0	0	2	25	25
05	Eli Lawrence		2-6	0-3	1-2	0	1	1	0	5	0	0	0	0	0	11
11	Andersson Garcia		5-5	0-0	0-2	5	7	12	3	10	0	0	2	1	36	36
35	Manny Obaseki		0-2	0-0	0-0	0	0	0	2	0	0	2	0	0	0	9
Team						4	2	6								
Totals			24-74	6-29	23-33	19	28	47	26	77	5	2	3	5	200	200
FG % 1st Half:		11-38	28.9%	2nd half:	13-36	36.1%	Game:		24-74	32.4%	Deadball					
3FG % 1st Half:		1-15	6.7%	2nd half:	5-14	35.7%	Game:		6-29	20.7%	Rebounds					
FT % 1st Half:		9-12	75.0%	2nd half:	14-21	66.7%	Game:		23-33	69.7%	9.3					

Arkansas 78 • 10-7,1-3 SEC

#	Player	Total		3-Ptr		Rebounds			PF	TP	A		TO	Blk	Stl	Min
		FG-FGA	FT-FTA	FG-FGA	FT-FTA	Off	Def	Tot								
02	Trevon Brazile	f	1-5	0-2	6-8	0	5	5	2	8	0	1	1	0	34	34
08	Chandler Lawson	f	1-1	0-0	0-2	0	5	5	5	2	4	0	1	0	27	27
03	El Ellis	g	3-11	1-3	8-8	0	6	6	1	15	2	3	0	0	0	32
04	Davonte Davis	g	3-6	1-3	0-0	1	5	6	4	7	1	0	0	0	33	33
12	Tramon Mark	g	8-15	2-3	17-22	0	5	5	3	35	0	3	3	0	40	40
01	Keyon Menfield Jr.		1-4	1-2	0-0	0	1	1	4	3	2	0	2	1	12	12
06	Layden Blocker		0-0	0-0	0-0	0	0	0	0	0	0	0	0	0	0+	0+
11	Jalen Graham		0-0	0-0	0-0	0	0	0	2	0	0	0	0	1	0	4
15	Makhi Mitchell		0-0	0-0	0-0	0	0	0	1	0	1	0	0	0	0	3
24	Jeremiah Davenport		3-9	2-6	0-0	0	1	1	2	8	0	1	1	0	0	15
Team						2	4	6								
Totals			20-51	7-19	31-40	3	32	35	24	78	10	8	9	1	200	200
FG % 1st Half:		14-26	53.8%	2nd half:	6-25	24.0%	Game:		20-51	39.2%	Deadball					
3FG % 1st Half:		5-10	50.0%	2nd half:	2-9	22.2%	Game:		7-19	36.8%	Rebounds					
FT % 1st Half:		13-14	92.9%	2nd half:	18-26	69.2%	Game:		31-40	77.5%	6					

Officials: Olandis Poole,Doug Shows,Terry Oglesby
Technical fouls: Texas A&M-None. Arkansas-Makhi Mitchell.
Attendance: 19200

Score by periods	1st	2nd	Total
Texas A&M	32	45	77
Arkansas	46	32	78

Last FG - TA&M 2nd-00:07, ARK 2nd-00:01.
Largest lead - TA&M by 1 2nd-00:07, ARK by 20 1st-08:01.
TA&M led for 00:00. ARK led for 38:06. Game was tied for 01:48.

Score tied - 1 time.
Lead changed - 2 times.

GAME 19

ESPN

UI

51

ARKANSAS

RV/RV Ole Miss

26 25

38 39

51 77

77

Jan. 24, 2024 • Oxford, Miss. • The Pavilion

Arkansas 51 • 10-9,1-5 SEC

#	Player	Total		3-Ptr		Rebounds			PF	TP	A		TO	Blk	Stl	Min
		FG-FGA	FT-FTA	FG-FGA	FT-FTA	Off	Def	Tot								
07	Denijay Harris	f	1-1	0-0	0-0	1	0	1	0	2	0	0	1	0	13	13
08	Chandler Lawson	f	1-2	0-0	0-0	0	0	0	0	2	0	0	0	1	6	6
00	Khalif Battle	g	2-9	1-5	6-7	1	3	4	1	11	2	1	1	0	27	27
01	Keyon Menfield Jr.	g	3-10	1-3	0-0	0	1	1	1	7	1	1	0	0	1	24
04	Davonte Davis	g	0-1	0-0	0-0	0	0	0	0	0	0	1	0	0	7	7
02	Trevon Brazile		0-1	0-1	3-4	1	3	4	0	3	0	3	0	1	12	12
03	El Ellis		1-4	0-2	0-0	1	2	3	0	2	1	2	0	0	24	24
05	Joseph Pinion		3-6	2-5	2-2	0	1	1	3	10	2	0	3	0	22	22
06	Layden Blocker		0-5	0-1	0-0	0	2	2	1	0	3	0	1	0	18	18
10	Baye Fall		0-0	0-0	1-3	1	0	1	0	1	0	1	0	0	6	6
11	Jalen Graham		3-3	0-0	0-2	2	0	2	3	6	2	0	1	0	13	13
15	Makhi Mitchell		2-4	0-0	0-0	1	0	1	3	4	0	1	1	0	12	12
24	Jeremiah Davenport		1-5	1-5	0-0	0	3	3	1	3	2	2	0	0	16	16
Team						1	4	5								
Totals			17-51	5-22	12-18	9	19	28	13	51	13	14	8	3	200	200
FG % 1st Half:		8-21	38.1%	2nd half:	9-30	30.0%	Game:		17-51	33.3%	Deadball					
3FG % 1st Half:		2-9	25.0%	2nd half:	3-14	21.4%	Game:		5-22	22.7%	Rebounds					
FT % 1st Half:		8-9	88.9%	2nd half:	4-9	44.4%	Game:		12-18	66.7%	4					

Ole Miss 77 • 16-3,3-3 SEC

#	Player	Total		3-Ptr		Rebounds			PF	TP	A		TO	Blk	Stl	Min
		FG-FGA	FT-FTA	FG-FGA	FT-FTA	Off	Def	Tot								
04	Jaemyn Brakefield	f	4-10	1-5	2-2	1	3	4	3	11	3	4	0	0	0	29
33	Moussa Cisse	c	1-2	0-0	0-0	4	3	7	3	2	1	0	0	2	16	16
05	Jaylen Murray	g	8-15	3-6	2-2	0	1	1	0	21	3	1	0	2	33	33
07	Allen Flanigan	g	5-12	0-2	0-0	1	10	11	2	10	3	1	0	2	26	26
11	Matthew Murrell	g	7-13	2-4	2-2	0	4	4	2	18	2	0	2	0	31	31
00	Brandon Murray		1-5	1-1	1-2	2	1	3	3	4	3	1	0	1	26	26
01	Austin Nunez		1-1	0-0	0-0	0	2	2	0	0	2	0	1	1	13	13
02	T.J. Caldwell		1-2	0-0	0-0	0	1	1	0	2	0	0	0	0	4	4
03	Jamarian Sharp		4-4	0-0	1-2	4	1	5	3	9	0	1	3	0	17	17
25	Rashaud Marshall		0-1	0-0	0-0	0	0	0	1	0	0	0	0	0	3	3
30	Cole McGrath		0-1	0-1	0-0	0	0	0	0	0	0	0	0	0	1	1
55	Cam Brent		0-0	0-0	0-0	0	0	0	0	0	0	0	0	0	0	0
Team						4	1	5								
Totals			31-66	7-19	8-10	16	27	43	17	77	17	9	6	8	200	200
FG % 1st Half:		14-31	45.2%	2nd half:	17-35	48.6%	Game:		31-66	47.0%	Deadball					
3FG % 1st Half:		4-10	40.0%	2nd half:	3-9	33.3%	Game:		7-19	36.8%	Rebounds					
FT % 1st Half:		6-8	75.0%	2nd half:	2-2	100.0%	Game:		8-10	80.0%	2					

Officials: Robe Rorke,Vladimir Voyard-Tadal,Bart Lenox
Technical fouls: Arkansas-None. Ole Miss-None.
Attendance: 8207

Score by periods	1st	2nd	Total
Arkansas	26	25	51
Ole Miss	38	39	77

Last FG - ARK 2nd-00:27, OM 2nd-02:05.
Largest lead - ARK None, OM by 29 2nd-02:05.
ARK led for 00:00. OM led for 39:39. Game was tied for 00:21.

Score tied - 0 times.
Lead changed - 0 times.

GAME 18

SEC

ESPN

NETWORK

77

RV/- South Carolina

ARKANSAS

39 38

27 37

77 64

64

Jan. 20, 2024 • Fayetteville, Ark. • Bud Walton Arena

South Carolina 77 • 15-3,3-2 SEC

#	Player	Total		3-Ptr		Rebounds			PF	TP	A		TO	Blk	Stl	Min
		FG-FGA	FT-FTA	FG-FGA	FT-FTA	Off	Def	Tot								
02	B.J. Mack	f	6-10	3-4	3-5	1	8	9	1	18	3	0	0	0	24	24
30	Collin Murray-Boyles	f	4-9	0-0	3-3	2	2	4	1	11	2	1	1	0	23	23
05	Meechie Johnson	g	2-7	2-3	2-3	0	7	7	1	8	2	2	0	0	32	32
12	Zachary Davis	g	5-8	0-1	2-2	1	3	4	4	12	0	1	0	0	26	26
55	Ta'lon Cooper	g	4-5	3-3	0-0	0	4	4	1	11	5	1	0	0	36	36
01	Jacobi Wright		2-7	1-5	0-0	0	0	0	3							

GAME 21

SEC

ESPN

WIREIMAGE



91

ARKANSAS

Missouri

47 44

28 56

91 84

84



Jan. 31, 2024 • Columbia, Mo. • Mizzou Arena

Arkansas 91 • 11-10,2-6 SEC

#	Player	Total		3-Ptr		Rebounds			PF	TP	A		TO	Bk	Stl	Min
		FG-FGA	FG-FGA	FT-FTA	FT-FTA	Off	Def	Tot								
08	Chandler Lawson	f	3-4	0-0	0-0	2	1	3	0	6	0	0	0	0	0	16
11	Jalen Graham	f	6-11	0-0	1-2	1	0	1	5	13	4	3	3	4	26	
00	Khalif Battle	g	2-6	2-2	0-0	0	3	3	3	6	2	1	0	2	15	
06	Layden Blocker	g	2-2	0-0	5-6	3	0	3	2	9	2	3	0	1	29	
12	Tramon Mark	g	8-13	0-0	6-8	0	4	4	4	22	1	3	2	3	34	
01	Keyon Menifield Jr.		4-11	2-3	6-6	0	2	2	0	16	3	1	0	0	32	
15	Makhi Mitchell		8-13	0-0	3-4	5	9	14	3	19	2	2	0	0	34	
24	Jeremiah Davenport		0-1	0-1	0-0	0	3	3	4	0	0	2	1	0	14	
Team						1	1	2								
Totals			33-61	4-6	21-26	12	23	35	21	91	14	15	6	10	200	
FG % 1st Half:		19-32	59.4%	2nd half:	14-29	48.3%	Game:	33-61	54.1%	Deadball Rebounds						
3FG % 1st Half:		3-4	75.0%	2nd half:	1-2	50.0%	Game:	4-6	66.7%							
FT % 1st Half:		6-6	100.0%	2nd half:	15-20	75.0%	Game:	21-26	80.8%							

Missouri 84 • 8-13,0-8 SEC

#	Player	Total		3-Ptr		Rebounds			PF	TP	A		TO	Bk	Stl	Min
		FG-FGA	FG-FGA	FT-FTA	FT-FTA	Off	Def	Tot								
00	Jordan Butler	f	1-2	0-1	2-2	1	2	3	1	4	0	0	0	0	12	
35	Noah Carter		2-5	2-3	0-0	1	1	2	3	6	0	1	1	1	16	
02	Tamar Bates	g	9-18	1-3	10-10	2	1	3	1	29	3	6	0	5	39	
10	Nick Honor	g	2-4	2-2	0-0	1	0	1	3	6	1	1	0	0	28	
55	Sean East II	g	3-8	1-2	4-4	1	5	6	4	11	7	6	1	0	36	
04	Cur Lewis		2-6	1-2	1-2	1	0	1	3	6	0	1	0	0	14	
14	Anthony Robinson II		3-7	2-5	2-2	0	0	0	3	10	1	0	0	3	20	
23	Aidan Shaw		2-4	0-0	0-0	0	1	1	2	4	0	0	0	0	13	
45	Mabor Majak		0-0	0-0	1-2	1	3	4	1	1	0	1	1	0	8	
75	Connor Vanover		3-5	1-2	0-0	2	2	4	2	7	1	1	1	0	14	
Team						1	0	1								
Totals			27-59	10-20	20-22	11	15	26	23	84	13	18	4	9	200	
FG % 1st Half:		9-28	32.1%	2nd half:	18-31	58.1%	Game:	27-59	45.8%	Deadball Rebounds						
3FG % 1st Half:		4-9	44.4%	2nd half:	6-11	54.5%	Game:	10-20	50.0%							
FT % 1st Half:		6-6	100.0%	2nd half:	14-16	87.5%	Game:	20-22	90.9%							

Officials: Olandis Poole,Jeffrey Anderson,K.B. Burdett Jr.
Technical fouls: Arkansas-None. Missouri-None.
Attendance: 11020

Score by periods	1st	2nd	Total
Arkansas	47	44	91
Missouri	28	56	84

Last FG - ARK 2nd-01:49, MIZ 2nd-00:07.
Largest lead - ARK by 23 2nd-17:23, MIZ by 2 1st-19:11.
ARK led for 37:18. MIZ led for 00:19. Game was tied for 02:23.

Score tied - 2 times.
Lead changed - 1 time.

GAME 23

SEC

ESPN

WIREIMAGE



75

Georgia

ARKANSAS

29 46

34 44

75 78

78



Feb. 10, 2024 • Fayetteville, Ark. • Bud Walton Arena

Georgia 75 • 14-10,4-7 SEC

#	Player	Total		3-Ptr		Rebounds			PF	TP	A		TO	Bk	Stl	Min
		FG-FGA	FG-FGA	FT-FTA	FT-FTA	Off	Def	Tot								
54	Russel Tchewa	c	3-4	0-0	4-5	3	1	4	4	10	3	6	0	0	24	
01	Jabiri Abdur-Rahim		2-6	0-4	0-0	0	2	2	2	4	1	3	1	1	30	
03	Noah Thomasson		2-8	0-3	0-0	0	3	3	2	4	0	0	0	0	24	
04	Silas Demary Jr.	g	7-10	1-1	4-5	0	0	0	2	19	3	1	1	2	29	
11	Justin Hill	g	3-6	1-1	11-12	0	0	0	1	18	3	2	0	0	27	
00	Blue Cain		1-6	1-5	0-0	0	2	2	1	3	0	0	0	1	20	
05	Frank Anselem-Ibe		0-0	0-0	0-0	0	0	0	0	0	0	0	0	0	4	
13	Dylan James		3-6	1-2	0-0	2	1	3	1	7	0	0	0	0	14	
15	RJ Melendez		1-4	0-2	0-0	0	4	4	1	2	0	0	0	1	16	
23	Jalen DeLoach		4-4	0-0	0-1	1	3	4	3	8	0	2	0	0	12	
Team						2	3	5								
Totals			26-54	4-18	19-23	8	19	27	17	75	10	14	2	5	200	
FG % 1st Half:		10-28	35.7%	2nd half:	16-26	61.5%	Game:	26-54	48.1%	Deadball Rebounds						
3FG % 1st Half:		1-12	8.3%	2nd half:	3-6	50.0%	Game:	4-18	22.2%							
FT % 1st Half:		8-10	80.0%	2nd half:	11-13	84.6%	Game:	19-23	82.6%							

Arkansas 78 • 12-11,3-7 SEC

#	Player	Total		3-Ptr		Rebounds			PF	TP	A		TO	Bk	Stl	Min
		FG-FGA	FG-FGA	FT-FTA	FT-FTA	Off	Def	Tot								
08	Chandler Lawson	f	2-2	0-0	0-0	0	0	0	3	4	0	0	0	0	7	
03	Ei Ellis	g	6-11	3-6	0-0	0	5	5	1	15	3	1	0	3	37	
06	Layden Blocker	g	1-2	0-1	0-0	1	0	1	1	2	0	1	0	0	7	
12	Tramon Mark	g	4-8	0-0	5-8	0	5	5	1	13	2	2	2	3	39	
24	Jeremiah Davenport	g	0-0	0-0	0-0	0	0	0	0	0	0	1	0	0	3	
00	Khalif Battle		0-1	0-1	0-0	0	0	0	1	0	0	0	0	0	3	
01	Keyon Menifield Jr.		6-11	1-5	2-2	1	3	4	3	15	1	5	1	1	30	
04	Davonte Davis		1-1	1-1	1-2	1	3	4	2	4	3	1	0	2	35	
11	Jalen Graham		4-7	0-0	3-6	1	2	3	1	11	0	0	0	0	14	
15	Makhi Mitchell		4-6	0-0	6-8	1	4	5	2	14	1	1	3	0	25	
Team						0	1	1								
Totals			28-49	5-14	17-26	5	23	28	15	78	10	12	6	9	200	
FG % 1st Half:		14-30	46.7%	2nd half:	14-19	73.7%	Game:	28-49	57.1%	Deadball Rebounds						
3FG % 1st Half:		2-6	33.3%	2nd half:	3-8	37.5%	Game:	5-14	35.7%							
FT % 1st Half:		4-6	66.7%	2nd half:	13-20	65.0%	Game:	17-26	65.4%							

Officials: Rob Rorke,Owen Shortt,Steven Anderson
Technical fouls: Georgia-None. Arkansas-None.
Attendance: 19200

Score by periods	1st	2nd	Total
Georgia	29	46	75
Arkansas	34	44	78

Last FG - UGA 2nd-01:18, ARK 2nd-00:54.
Largest lead - UGA by 4 1st-15:07, ARK by 12 2nd-17:38.
UGA led for 07:05. ARK led for 25:10. Game was tied for 07:45.

Score tied - 15 times.
Lead changed - 10 times.

GAME 22

ESPN 2

Arkansas Razorback Logo

74

ARKANSAS

LSU

30 44

45 50

74 95

95



Feb. 3, 2024 • Baton Rouge, La. • Maravich Center

Arkansas 74 • 11-11,2-7 SEC

#	Player	Total		3-Ptr		Rebounds			PF	TP	A		TO	Bk	Stl	Min
		FG-FGA	FG-FGA	FT-FTA	FT-FTA	Off	Def	Tot								
08	Chandler Lawson	f	2-4	1-1	1-4	1	1	2	1	6	0	1	0	0	20	
11	Jalen Graham	f	8-14	0-1	2-3	1	3	4	3	18	1	2	2	2	30	
00	Khalif Battle	g	0-3	0-2	0-0	0	1	1	0	0	0	0	0	1	9	
06	Layden Blocker	g	2-6	0-0	5-10	1	2	3	2	9	3	1	0	2	26	
12	Tramon Mark	g	7-13	1-3	5-5	2	4	6	2	20	0	1	1	2	34	
01	Keyon Menifield Jr.		1-5	0-2	2-3	0	1	1	1	4	1	2	0	0	21	
05	Joseph Pinion		0-2	0-1	2-2	0	2	2	1	2	0	0	0	0	9	
07	Denijay Harris		0-0	0-0	0-0	0	1	1	3	0	0	0	0	0	11	
15	Makhi Mitchell		3-4	0-0	4-4	0	3	3	3	10	4	2	0	1	29	
21	Cade Arbogast		0-0	0-0	0-0	0	0	0	0	0	0	0	0	0	0+	
24	Jeremiah Davenport		1-4	1-3	2-2	1	2	3	4	5	1	1	0	0	11	
45	Lawson Blake		0-0	0-0	0-0	0	0	0	0	0	0	0	0	0	0+	
Team						3	1	4								
Totals			24-55	3-1												

GAME 25

ESPN U

67

ARKANSAS

Mississippi State

29 38

34 37

67 71

State

Feb. 17, 2024 • Starkville, Miss. • Humphrey Coliseum

Arkansas 67 • 12-13,3-9 SEC

#	Player	Total			3-Ptr			Rebounds			PF	TP	A TO Blk			Stl	Min
		FG-FGA	FG-FGA	FT-FTA	Off	Def	Tot	Off	Def	Tot			A	TO	Blk		
08	Chandler Lawson	f	1-3	0-0	0-0	1	5	6	2	2	2	0	1	1	1	20	
00	Khalif Battle	g	7-13	0-4	4-6	0	2	2	5	18	2	0	0	0	0	34	
03	El Ellis	g	3-6	0-1	2-4	0	1	1	0	8	4	1	0	0	0	35	
04	Davonte Davis	g	3-6	2-3	0-1	0	0	0	3	8	0	1	0	0	0	25	
12	Tramon Mark	g	2-7	1-3	1-1	0	3	3	5	6	0	2	2	2	1	28	
01	Keyon Menifield Jr.		0-0	0-0	0-0	0	0	0	0	0	0	0	0	0	0	4	
05	Joseph Pinion		0-0	0-0	0-0	0	0	0	0	0	0	0	0	0	0	0	+
06	Layden Blocker		0-2	0-2	0-0	0	0	0	2	0	0	0	0	0	0	3	
10	Baye Fall		0-0	0-0	0-0	0	0	0	0	0	0	1	1	1	0	3	
15	Makhi Mitchell		8-12	0-1	5-5	4	5	9	5	21	1	1	2	2	2	22	
24	Jeremiah Davenport		1-6	0-3	2-2	3	2	5	3	4	1	0	0	0	0	26	
Team						0	1	1					2				
Totals			25-55	3-17	14-19	8	19	27	25	67	10	8	6	4	200		
FG % 1st Half:		12-28	42.9%	2nd half:	13-27	48.1%	Game:	25-55	45.5%	Deadball Rebounds 2							
3FG % 1st Half:		2-11	18.2%	2nd half:	1-6	16.7%	Game:	3-17	17.6%								
FT % 1st Half:		3-4	75.0%	2nd half:	11-15	73.3%	Game:	14-19	73.7%								

Mississippi St. 71 • 17-8,6-6 SEC

#	Player	Total			3-Ptr			Rebounds			PF	TP	A TO Blk			Stl	Min
		FG-FGA	FG-FGA	FT-FTA	Off	Def	Tot	Off	Def	Tot			A	TO	Blk		
01	Tolu Smith III	f	2-6	0-0	4-7	4	4	8	4	8	0	4	2	0	0	22	
04	Cameron Matthews	f	6-7	0-1	5-10	4	6	10	4	17	3	3	1	0	37		
03	Shakeel Moore	g	3-3	1-1	2-2	1	2	3	1	9	1	1	0	1	32		
05	Shawn Jones, Jr.	g	2-3	0-0	3-4	2	1	3	2	7	2	1	0	0	23		
13	Josh Hubbard	g	6-18	3-10	4-5	0	3	3	4	19	3	0	0	0	29		
00	D.J. Jeffries		0-0	0-0	0-0	0	0	0	0	0	0	0	0	0	0	3	
10	Dashawn Davis		2-5	0-1	0-0	0	3	3	0	4	0	1	0	2	19		
12	KeShawn Murphy		2-7	0-2	0-0	3	4	7	1	4	1	2	0	0	20		
15	Jimmy Bell Jr.		1-1	0-0	1-3	2	2	4	4	3	0	2	0	0	15		
Team						1	0	1									
Totals			24-50	4-15	19-32	17	25	42	20	71	10	14	3	3	200		
FG % 1st Half:		13-26	50.0%	2nd half:	11-24	45.8%	Game:	24-50	48.0%	Deadball Rebounds 3							
3FG % 1st Half:		1-5	20.0%	2nd half:	3-10	30.0%	Game:	4-15	26.7%								
FT % 1st Half:		7-12	58.3%	2nd half:	12-20	60.0%	Game:	19-32	59.4%								

Officials: Jason Baker,Patrick Evans,Terry Oglesby
Technical fouls: Arkansas-None. Mississippi St.-None.
Attendance: 9219

Score by periods	1st	2nd	Total
Arkansas	29	38	67
Mississippi St.	34	37	71

Points	In Paint	Off T/O	2nd Chance	Fast Break	Bench
ARK	30	10	8	3	25
MSU	40	11	13	5	11

Last FG - ARK 2nd-01:07, MSU 2nd-00:58.
Largest lead - ARK by 4 1st-09:17, MSU by 8 1st-14:46.
ARK led for 02:52. MSU led for 30:38. Game was tied for 06:30.

Score tied - 9 times.
Lead changed - 5 times.

GAME 26

ESPN

78

ARKANSAS

Texas A&M

35 43

31 40

78 71

ATM

Feb. 20, 2024 • Bryan-College Station, Texas • Reed Arena

Arkansas 78 • 13-13,4-9 SEC

#	Player	Total			3-Ptr			Rebounds			PF	TP	A TO Blk			Stl	Min
		FG-FGA	FG-FGA	FT-FTA	Off	Def	Tot	Off	Def	Tot			A	TO	Blk		
08	Chandler Lawson	f	0-1	0-0	0-0	0	5	5	3	0	2	0	2	0	2	20	
00	Khalif Battle	g	3-15	0-3	9-10	1	3	4	4	15	2	1	0	2	0	35	
03	El Ellis	g	0-3	0-1	1-2	0	1	1	3	1	1	1	0	0	0	26	
04	Davonte Davis	g	0-0	0-0	0-0	0	0	0	3	0	0	2	0	0	0	7	
12	Tramon Mark	g	8-16	2-3	8-10	0	6	6	3	26	5	3	1	1	36		
06	Layden Blocker		2-5	1-2	0-0	2	1	3	4	5	2	1	1	2	23		
15	Makhi Mitchell		6-9	0-0	10-12	5	8	13	3	22	0	2	4	0	33		
24	Jeremiah Davenport		4-10	1-6	0-0	2	1	3	4	9	0	0	0	0	2	20	
Team						1	4	5					1				
Totals			23-59	4-15	28-34	11	29	40	27	78	12	11	8	7	200		
FG % 1st Half:		11-26	42.3%	2nd half:	12-33	36.4%	Game:	23-59	39.0%	Deadball Rebounds 4							
3FG % 1st Half:		2-6	33.3%	2nd half:	2-9	22.2%	Game:	4-15	26.7%								
FT % 1st Half:		11-14	78.6%	2nd half:	17-20	85.0%	Game:	28-34	82.4%								

Texas A&M 71 • 15-11,6-7 SEC

#	Player	Total			3-Ptr			Rebounds			PF	TP	A TO Blk			Stl	Min
		FG-FGA	FG-FGA	FT-FTA	Off	Def	Tot	Off	Def	Tot			A	TO	Blk		
10	Wildens Leveque	f	0-3	0-0	0-0	1	0	1	1	0	0	0	0	0	0	5	
13	Solomon Washington	f	1-6	0-1	5-7	4	6	10	3	7	1	2	2	0	24		
00	Jace Carter	g	4-7	3-6	3-4	0	2	2	5	14	0	2	0	1	32		
04	Wade Taylor IV	g	3-12	0-4	5-7	1	1	2	5	11	9	4	0	2	37		
23	Tyrece Radford	g	5-16	0-2	2-3	3	5	8	2	12	2	1	1	0	35		
02	Hayden Helfner		2-5	2-5	0-0	1	0	1	0	6	0	1	0	1	8		
05	Eli Lawrence		0-1	0-1	0-0	0	1	1	2	0	0	0	0	0	4		
11	Andersson Garcia		2-3	1-1	3-4	7	8	15	5	8	0	2	1	1	31		
15	Henry Coleman III		3-7	0-0	6-12	2	4	6	2	12	0	0	0	0	23		
35	Manny Obaseki		0-0	0-0	1-2	0	0	0	1	1	1	0	0	0	0	1	
Team						1	0	1									
Totals			20-60	6-20	25-39	20	27	47	26	71	13	12	4	5	200		
FG % 1st Half:		10-22	45.5%	2nd half:	10-38	26.3%	Game:	20-60	33.3%	Deadball Rebounds 5							
3FG % 1st Half:		3-6	50.0%	2nd half:	3-14	21.4%	Game:	6-20	30.0%								
FT % 1st Half:		8-14	57.1%	2nd half:	17-25	68.0%	Game:	25-39	64.1%								

Officials: Todd Austin,Steven Anderson,Don Daily
Technical fouls: Arkansas-None. Texas A&M-None.
Attendance: 8789

Score by periods	1st	2nd	Total
Arkansas	35	43	78
Texas A&M	31	40	71

Points	In Paint	Off T/O	2nd Chance	Fast Break	Bench
ARK	28	13	19	7	36
TA&M	24	6	5	9	27

Last FG - ARK 2nd-01:27, TA&M 2nd-00:31.
Largest lead - ARK by 10 2nd-06:40, TA&M by 6 1st-09:26.
ARK led for 25:42. TA&M led for 10:55. Game was tied for 03:14.

Score tied - 5 times.
Lead changed - 1 time.

GAME 27

ESPN 2

73

MISSOURI

ARKANSAS

34 39

36 52

73 88

ARK

Feb. 24, 2024 • Fayetteville, Ark. • Bud Walton Arena

Missouri 73 • 8-19,0-14 SEC

#	Player		Total			3-Ptr	Rebounds								PF	TP	A TO Blk			Stl	Min
			FG-FGA	FG-FGA	FT-FTA		Off	Def	Off	Def	Tot	Off	Def	Tot			A	TO	Blk		
00	Jordan Butler	f	0-0	0-0	0-0		0	0	0	3	0	0	1	0	0	0	9				
35	Noah Carter	f	3-14	0-4	2-2		1	6	7	2	8	1	1	2	0	35					
02	Tamar Bates	g	2-6	1-4	6-6		0	6	6	5	11	2	1	0	1	36					
10	Nick Honor	g	4-12	4-10	2-2		2	0	2	4	14	1	0	0	1	34					
05	Sean East II	g	9-14	0-0	15-16		1	2	3	3	33	2	4	0	0	38					
14	Anthony Robinson II		0-1	0-1	0-0		0	1	1	3	0	0	0	0	0	8					
23	Aidan Shaw		1-1	0-0	1-2		0	1	1	4	3	0	0	2	1	14					
45	Mabor Majak		0-2	0-0	2-2		0	0	0	1	2	0	0	0	0	10					
75	Connor Vanover		1-1	0-0	0-0		1	4	5	3	2	0	1	0	0	16					
Team							1	1	2												
Totals				20-51	5-19	28-30		6	21	27	28	73	6	8	4	3	200				
FG % 1st Half: 11-27			40.7%	2nd half: 9-24	37.5%	Game: 20-51	39.2%											Deadball			
3FG % 1st Half: 3-9			33.3%	2nd half: 2-10	20.0%	Game: 5-19	26.3%											Rebounds			
FT % 1st Half: 9-9			100.0%	2nd half: 19-21	90.5%	Game: 28-30	93.3%											1			

GAME 29

CBS

102

ARKANSAS

48 54

102

111

16/15 Kentucky

53 58

111

Mar. 2, 2024 • Lexington, Ky. • Rupp Arena

Arkansas 102 • 14-15,5-11 SEC

#	Player	Total			3-Ptr			Rebounds			PF	TP	A	TO	Blk	Stl	Min
		FG-FGA	FG-FGA	FT-FTA	Off	Def	Tot	Off	Def	Tot							
02	Trevon Brazile	f	4-5	0-1	0-0	0	2	2	5	8	0	1	1	0	1	15	
08	Chandler Lawson	f	1-2	0-0	0-0	0	2	2	5	2	2	0	0	0	0	24	
00	Khalif Battle	g	8-16	1-4	17-18	2	6	8	4	34	1	0	0	2	39		
03	El Ellis	g	2-5	0-0	0-0	0	0	0	0	4	2	1	0	1	20		
12	Tramon Mark	g	10-20	3-6	0-0	1	3	4	2	23	3	4	0	4	35		
04	Davonte Davis		1-4	0-1	2-2	0	2	2	4	4	2	1	0	3	26		
15	Makhi Mitchell		4-6	0-0	5-5	0	2	2	4	13	2	2	0	0	16		
24	Jeremiah Davenport		4-6	3-5	3-3	1	4	5	1	14	1	2	0	0	25		
Team							0	2	2				1				
Totals			34-64	7-17	27-28	4	23	27	25	102	13	12	1	10	200		
FG % 1st Half: 19-33		57.6%	2nd half: 15-31		48.4%	Game: 34-64		53.1%							Deadball		
3FG % 1st Half: 4-10		40.0%	2nd half: 3-7		42.9%	Game: 7-17		41.2%							Rebounds		
FT % 1st Half: 6-7		85.7%	2nd half: 21-21		100.0%	Game: 27-28		96.4%							1		

Kentucky 111 • 21-8,11-5 SEC

#	Player		Total		3-Ptr		Rebounds			PF	TP	A	TO	Blk	Stl	Min.
			FG-FGA	FT-FTA	Off	Def	Tot									
03	Adou Thiero	f	2-4	0-1	1-2	1	1	2	1	5	3	1	1	0	18	
33	Ugonna Onyenso	f	0-2	0-0	1-2	2	1	3	0	1	1	0	0	0	9	
01	Justin Edwards	g	3-4	1-1	3-4	0	1	1	2	10	1	1	0	3	13	
12	Antonio Reeves	g	8-10	1-2	5-6	0	4	4	1	22	1	5	0	1	29	
21	D.J. Wagner	g	6-7	4-5	3-4	0	1	1	4	19	0	1	0	0	26	
00	Rob Dillingham		5-13	0-3	5-5	0	2	2	3	15	5	1	0	1	24	
02	Aaron Bradshaw		4-4	1-1	6-8	1	4	5	2	15	1	1	0	0	12	
04	Tre Mitchell		0-5	0-3	2-2	1	2	3	1	2	1	2	0	1	16	
15	Reed Sheppard		3-7	2-4	2-2	0	1	1	2	10	5	3	0	0	34	
44	Zvonimir Ivisic		3-4	0-0	6-7	1	8	9	2	12	1	0	2	1	19	
Team						2	1	3								
Totals			34-60	9-20	34-42	8	26	34	18	111	19	15	3	7	200	
FG % 1st Half: 16-31			51.6%	2nd half: 18-29		62.1%	Game: 34-60		56.7%	Deadball						
3FG % 1st Half: 7-14			50.0%	2nd half: 2-6		33.3%	Game: 9-20		45.0%	Rebounds						
FT % 1st Half: 14-16			87.5%	2nd half: 20-26		76.9%	Game: 34-42		81.0%	3						

Officials: Jeb Hartness,Vladimir Voyard-Tadal,Doug Shows
Technical fouls: Arkansas-Trevon Brazile; Makhi Mitchell; Davonte Davis;
TEAM. Kentucky-Rob Dillingham; Aaron Bradshaw.
Attendance: 20322

Score by periods	1st	2nd	Total
Arkansas	48	54	102
Kentucky	53	58	111

Last FG - ARK 2nd-00:09, UK 2nd-00:45.
Largest lead - ARK by 9 2nd-09:06, UK by 11 2nd-00:45.
ARK led for 14:23. UK led for 20:07. Game was tied for 05:30.

Score tied - 12 times.
Lead changed - 17 times.

GAME 30

SEC ESPN NETWORK

LSU

83

LSU

35 48

83

94

16/15 Kentucky

53 58

111

Mar. 2, 2024 • Lexington, Ky. • Rupp Arena

LSU 83 • 16-14,8-9 SEC

#	Player		Total		3-Ptr	Rebounds					PF	TP	A	TO	Blk	Stl	Min
			FG-FTA	FG-FGA	FT-FTA	Off	Def	Tot									
15	Tyrell Ward	f	7-14	2-5	3-4	2	3	5	2	19	1	1	0	2	34		
20	Derek Fountain	f	5-9	0-3	0-2	2	1	3	1	10	1	0	0	0	22		
09	Will Baker	c	1-4	0-2	1-3	0	2	2	4	3	0	1	0	1	20		
00	Trae Hannibal	g	3-7	0-0	4-7	4	6	10	3	10	2	4	0	0	33		
06	Jordan Wright	g	6-14	2-5	10-10	0	3	3	3	24	4	1	0	1	37		
02	Mike Williams III		2-5	0-1	0-0	1	0	1	1	4	1	1	0	2	10		
05	Mwani Wilkinson		1-1	1-1	0-0	0	0	0	4	3	0	0	0	1	6		
12	Hunter Dean		1-2	0-0	0-0	1	0	1	1	2	0	0	0	2	17		
13	Jalen Reed		4-11	0-1	0-0	1	3	4	2	8	0	2	0	0	21		
Team						1	0	1									
Totals				30-67	5-18	18-26	12	18	30	21	83	9	10	0	9	200	
FG % 1st Half: 14-33			42.4%	2nd half: 16-34		47.1%	Game: 30-67		44.8%	Deadball							
3FG % 1st Half: 2-9			22.2%	2nd half: 3-9		33.3%	Game: 5-18		27.8%	Rebounds							
FT % 1st Half: 5-7			71.4%	2nd half: 13-19		68.4%	Game: 18-26		69.2%	2.1							

Arkansas 94 • 15-15,6-11 SEC

#	Player	Total			3-Ptr	Rebounds			PF	TP	A	TO	Blk	Stl	Min
		FG-FGA	FG-FGA	FT-FTA	Off	Def	Tot								
02	Trevon Brazile	f	3-4	0-1	0-0	1	0	1	3	6	1	0	0	0	13
08	Chandler Lawson	f	3-3	0-0	1-1	0	1	1	1	7	1	0	0	2	14
00	Khalif Battle	g	7-14	2-6	13-14	0	4	4	2	29	2	3	3	1	34
03	El Ellis	g	6-7	2-2	2-3	0	6	6	0	16	4	3	1	3	32
12	Tramon Mark	g	2-8	0-3	5-7	1	7	8	5	9	5	3	2	0	38
04	Davonte Davis		0-1	0-1	3-4	0	1	1	0	3	0	2	0	1	12
05	Joseph Pinion		0-0	0-0	0-0	0	0	0	0	0	0	0	0	0	0+
15	Makhi Mitchell		8-10	0-0	3-4	1	7	8	4	19	1	3	3	1	29
24	Jeremiah Davenport		2-4	1-3	0-0	1	4	5	4	5	4	1	1	0	28
Team						0	0	0							
Totals			31-51	5-16	27-33	4	30	34	19	94	18	15	10	8	200
FG % 1st Half: 14-23		60.9%	2nd half: 17-28		60.7%	Game: 31-51		60.8%	Deadball						
3FG % 1st Half: 2-5		40.0%	2nd half: 3-11		27.3%	Game: 5-16		31.3%	Rebounds						
FT % 1st Half: 12-14		85.7%	2nd half: 15-19		78.9%	Game: 27-33		81.8%	3.1						

Officials: K.B. Burdett Jr.,Todd Austin,Terry Oglesby
Technical fouls: LSU-None. Arkansas-None.
Attendance: 19200

Score by periods	1st	2nd	Total
LSU	35	48	83
Arkansas	42	52	94

Last FG - LSU 2nd-00:31, ARK 2nd-02:15.
Largest lead - LSU by 1 1st-17:03, ARK by 14 2nd-04:08.
LSU led for 00:28. ARK led for 37:57. Game was tied for 01:35.

Score tied - 2 times.
Lead changed - 2 times.

GAME 31

ESPN

88

ARKANSAS

42 32 14

88

92

16/17 Alabama

36 38 18

92

Mar. 9, 2024 • Tuscaloosa, Ala. • Coleman Coliseum

Arkansas 88 • 15-16,6-12 SEC

#	Player		Total		3-Ptr		Rebounds			PF	TP	A	TO	Blk	Stl	Min
			FG-FGA	FG-FGA	FT-FTA	Off	Def	Tot								
02	Trevon Brazile	f	6-12	0-3	0-0	5	1	6	1	12	0	2	2	1	30	
08	Chandler Lawson	f	1-2	0-0	0-0	0	6	6	2	2	0	0	2	1	15	
00	Khalif Battle	g	5-16	1-6	11-11	0	7	7	2	22	1	6	1	1	37	
03	El Ellis	g	5-11	0-1	1-2	0	4	4	4	11	3	2	0	1	40	
12	Tramon Mark	g	3-10	1-4	6-6	1	2	3	4	13	1	1	0	1	30	
04	Davonte Davis		0-3	0-3	2-2	0	3	3	2	2	2	0	0	1	30	
15	Makhi Mitchell		7-9	0-0	4-6	2	3	5	4	18	1	4	4	0	27	
24	Jeremiah Davenport		3-4	2-3	0-0	0	2	2	1	8	1	0	0	0	16	
Team						1	2	3					1			
Totals				30-67	4-20	24-27	9	30	39	20	88	9	16	9	6	225
FG % 1st Half: 17-33			51.5%	2nd half: 9-27		33.3%	OT: 4-7		57.1%	Game: 30-67		44.8%	Deadball			Rebounds 1
3FG % 1st Half: 2-8			25.0%	2nd half: 1-9		11.1%	OT: 1-3		33.3%	Game: 4-20		20.0%				
FT % 1st Half: 6-8			75.0%	2nd half: 13-13		100.0%	OT: 5-6		83.3%	Game: 24-27		88.9%				

GAME 32





66

ARKANSAS

15/16 South Carolina

35 31

38 42

66 80

80



Mar. 14, 2024 • Nashville, Tenn. • Bridgestone Arena

Arkansas 66 • 16-17

#	Player	Total		3-Ptr	Rebounds			PF	TP	A	TO	Blk	Stl	Min
		FG-FGA	FG-FGA	FT-FTA	Off	Def	Tot							
02	Trevon Brazile	f	2-5	2-4	2-2	0	2	2	4	8	0	1	0	20
08	Chandler Lawson	f	1-4	0-1	0-0	0	2	2	1	2	1	1	0	17
00	Khalif Battle	g	7-12	1-4	5-5	0	7	7	2	20	2	3	1	40
03	Ei Ellis	g	0-2	0-1	0-0	0	0	0	0	0	1	0	0	2
12	Tramon Mark	g	1-4	0-1	0-0	1	2	3	2	2	3	1	0	35
04	Davonte Davis		4-6	0-1	0-0	1	2	3	0	8	0	3	0	21
11	Jalen Graham		5-6	0-0	1-2	1	2	3	4	11	4	1	2	20
15	Makhi Mitchell		7-11	0-0	1-1	1	4	5	3	15	1	2	1	0
24	Jeremiah Davenport		0-2	0-1	0-0	0	1	1	0	0	0	0	1	0
Team						0	0	0			2			
Totals			27-52	3-13	9-10	4	22	26	16	66	12	14	5	200
FG % 1st Half: 14-26 53.8% 2nd half: 13-26 50.0% Game: 27-52 51.9% Deadball Rebounds 1														
3FG % 1st Half: 3-8 37.5% 2nd half: 0-5 0.0% Game: 3-13 23.1%														
FT % 1st Half: 4-4 100.0% 2nd half: 5-6 83.3% Game: 9-10 90.0%														

South Carolina 80 • 26-6

#	Player	Total		3-Ptr	Rebounds			PF	TP	A	TO	Blk	Stl	Min
		FG-FGA	FG-FGA	FT-FTA	Off	Def	Tot							
02	B.J. Mack	f	5-9	2-4	7-7	1	8	9	3	19	2	1	0	25
30	Collin Murray-Boyles	f	11-15	0-0	2-3	3	4	7	4	24	2	0	0	4
05	Meechie Johnson	g	3-10	0-4	0-0	2	1	3	2	6	1	1	0	29
12	Zachary Davis	g	4-7	0-1	0-3	1	1	2	3	8	4	2	0	2
55	Ta'lon Cooper	g	4-6	0-2	3-4	2	3	5	0	11	3	1	0	1
00	Ebrima Dibba		0-0	0-0	1-3	0	1	1	0	1	0	0	0	2
01	Jacobi Wright		0-5	0-1	0-0	0	2	2	0	0	3	0	0	22
10	Myles Stute		1-3	1-3	0-0	0	1	1	1	3	1	0	0	12
15	Morris Ugusuk		0-0	0-0	0-0	0	0	0	1	0	0	3	0	0
33	Josh Gray		4-6	0-0	0-1	2	0	2	1	8	2	0	0	14
Team						1	0	1						
Totals			32-61	3-15	13-21	12	21	33	15	80	18	8	0	200
FG % 1st Half: 15-32 46.9% 2nd half: 17-29 58.6% Game: 32-61 52.5% Deadball Rebounds 3														
3FG % 1st Half: 1-9 11.1% 2nd half: 2-6 33.3% Game: 3-15 20.0%														
FT % 1st Half: 7-8 87.5% 2nd half: 6-13 46.2% Game: 13-21 61.9%														

Officials: Vladimir Voyard-Tadal,Olandis Poole,Don Daily
Technical fouls: Arkansas-TEAM. South Carolina-None.
Attendance: 11638

Score by periods	1st	2nd	Total						
Arkansas	35	31	66	Points	In	Off	2nd	Fast	
South Carolina	38	42	80	Paint	38	9	Chance	Break	Bench
				ARK	52	17	6	6	34
				USC			19	10	12

Last FG - ARK 2nd-00:22, USC 2nd-02:11.
Largest lead - ARK by 8 1st-16:04, USC by 21 2nd-02:11.
ARK led for 13:19. USC led for 25:33. Game was tied for 01:08.
Score tied - 4 times.
Lead changed - 13 times.