

2024-25
ARKANSAS MEN'S BASKETBALL
MEDIA GUIDE



**All-Time Coaching On-Court Win Totals
at the Division I Level (thru 2023-24):**

1. Mike Krzyzewski	1,202
2. Jim Boeheim	1,116
3. Roy Williams	903
4. Bob Knight	899
5. Dean Smith	879
6. Jim Calhoun	877
7. Adolph Rupp	876
8. Bob Huggins	863
9. JOHN CALIPARI (active)	855
10. Rick Pitino (active)	854
11. Cliff Ellis	833
12. Bill Self (active)	810
13. Rick Barnes (active)	806
Eddie Sutton	806



CAL THOSE HOGS!

- Naismith Memorial Basketball Hall of Fame (2015) • Conference USA Hall of Fame (2020)
- Five-time National Coach of the Year • 10-time Conference Coach of the Year
- President of the NABC Board of Directors (2024-25)
- John R. Wooden Award "Legends of Coaching" honor (2024) • Jefferson Award for Outstanding Public Service in Sports (2022) • Nell & John Wooden Coach of the Year Leadership Award (2012) • NABC Guardians of the Game Pillar Award - Inclusion (2021) • Naismith Hall of Fame 'Service Above Self' Honoree (2018)
- The Sporting News Coach of the Decade (2010-19)
- Has helped 61 players earn selection in the NBA Draft, including 43 first-round picks, and has had at least two players selected in 18 straight years (since 2007) with 11 times having three players drafted including five times with at least four.
- Was the fourth-fastest coach to 800 career on-court wins, behind Adolph Rupp, Roy Williams and Dean Smith.
- His 31 combined regular season and tournament league titles trail only Mark Few (41) of Gonzaga for most among active coaches.
- His 57 NCAA Tournament wins ties for the most by any active coach
- John Calipari has won a combined 16 league regular-season championships in his career (including six Southeastern Conference titles). That is seven more than the next-closest coach in the SEC.
- He is the only coach in history to have a former player win the five major NBA awards. Eleven of his former players have combined to earn 39 NBA All-Star honors,
- Entering the 2024-25 NBA season, Calipari's NBA pros have amassed \$4 billion in career NBA contracts.

JERRY AND GENE JONES FAMILY**STUDENT-ATHLETE SUCCESS CENTER**

There is no debate about the most influential newcomer to Razorback Athletics in 2015-16. Opened for the start of the academic year, the Jerry and Gene Jones Family Student-Athlete Success Center, was officially dedicated on September 19 with members of the Jones Family, Vice Chancellor and Director of Athletics Jeff Long, Arkansas Governor Asa Hutchinson, Southeastern Conference Commissioner Greg Sankey and hundreds of Razorback student-athletes looking on.

The 55,000 square-foot facility dedicated to the development of more than 460 Razorback student-athletes was made possible by a \$10.65 million gift from the Jones family. The Jones Success Center addresses the academic, nutritional, personal and professional development of our student-athletes and creates an integrated academic support program focused on the graduation of all student-athletes at the University of Arkansas.

The Student-Athlete Success Center is the home of the Bogle Academic Center and provides student-athletes with multiple learning environments including academic advising and course preparation, leadership training through the Razorback Leadership Academy and career planning and service learning. It also houses the Sports Nutrition Center, serving the fueling needs of student-athletes competing in 19 sports.



**JERRY & GENE JONES FAMILY
STUDENT-ATHLETE SUCCESS CENTER**





MARSHA AND MARTY MARTIN FAMILY BASKETBALL PERFORMANCE CENTER EDDIE SUTTON MEN'S BASKETBALL PRACTICE GYM

The 66,000 square-foot Basketball Performance Center opened in the fall of 2015 and is the home of the Razorback Basketball program. In May 2019, the University of Arkansas System Board of Trustees adopted a resolution to name the men's facility the **EDDIE SUTTON MEN'S BASKETBALL PRACTICE GYM** after the Hall of Fame coach. Then, on Jan. 26, 2023, a \$5 million donation secured naming rights to the Basketball Performance Center. The newly named **MARSHA AND MARTY MARTIN FAMILY BASKETBALL PERFORMANCE CENTER** was unveiled on Mar. 4, 2023, prior to the Arkansas-Kentucky men's basketball game.

The facility includes two full-court gymnasiums, locker rooms, a weight room, an athletic training room, coaches' offices, team meeting rooms, a student-athlete lounge, study areas and an equipment room.

The largest components of the facility are two identical practice gyms, which are approximately 12,280 square feet each. Each gym has six wall mounted goals and two portable goals that are identical to the goals used in Bud Walton Arena.

A state-of-the-art video coaching system is available in each gym with a large format video display for the team's use in reviewing video footage recorded during practice through the remotely operated cameras mounted on the ceiling.

The Performance Center's training room is approximately 1,720 square feet and contains a large treadmill treatment pool, cold plunge pool, hot plunge pool and a dual extremity pool.

The weight room is 4,030 square feet with a dedicated plyometric training area, private massage rooms and strength coach offices.






BUD WALTON ARENA

NOLAN RICHARDSON COURT

- Arkansas has won 81.7 percent of its games played in **BUD WALTON ARENA** since it opened in 1993-94.
- The Razorbacks have ranked in the top 30 in national attendance in all 30 years playing in Bud Walton Arena, including 25 times among the nation's top 15. In fact, **ARKANSAS LED THE NCAA IN TOTAL ATTENDANCE IN BOTH 2020-21 AND 2021-22.**
- On Oct. 20, 2019, the floor at Bud Walton Arena was named **NOLAN RICHARDSON COURT** in honor of the Razorback Hall of Fame coach.



THIS IS RAZORBACK BASKETBALL

ARKANSAS RAZORBACKS
THE BASKETBALL PALACE OF MID AMERICA



I don't care if you're experienced or not, I don't think you see many environments like this. It's a different kind of thing.

— JON SCHEYER (DUKE)



Bud Walton
Arena is
AMAZING.

— JAY BILAS
(ESPN)




Bud Walton is as good of a arena, as good as any environment, as anywhere I've ever been in college basketball.

— AARON TORRES
(FOX SPORTS RADIO)







**NAISMITH MEMORIAL BASKETBALL
HALL OF FAME**

- Nolan Richardson (Class of 2014)
- John Calipari (Class of 2015)
- Sidney Moncrief (Class of 2019)
- Eddie Sutton (Class of 2020)

**NATIONAL COLLEGIATE BASKETBALL
HALL OF FAME**

- Nolan Richardson (Class of 2008)
- Eddie Sutton (Class of 2011)
- Sidney Moncrief (Class of 2018)





36

NCAA Selections

33

All-Americans

22

Conference Championships

14

Sweet Sixteens

11

ELITE 8's

6

Final Fours

1

National Championship

All-Time Calipari Draft Picks

61 PLAYERS (43 1st Rd • 18 2nd Rd) || 29 LOTTERY PICKS (\$)

Player (School)	Year	Rd (Overall)
Lou Roe (UMass)	1995	Second (30)
Marcus Camby (UMASS)	\$ 1996	First (2)
• UMass 2 Players 1 1st Rd • 1 2nd Rd		
Dajuan Wagner (MEM)	\$ 2002	First (6)
Antonio Burks (MEM)	2004	Second (36)
Rodney Carney (MEM)	2006	First (16)
Shawne Williams (MEM)	2006	First (17)
DERRICK ROSE (MEM) \$ 2008 FIRST (1)		
Joey Dorsey (MEM)	2008	Second (33)
Chris Douglas-Roberts (MEM)	2008	Second (40)
Tyreke Evans (MEM)	\$ 2009	First (4)
Robert Dozier (MEM)	2009	Second (60)
• MEMPHIS 9 Players 5 1st Rd • 4 2nd Rd		
JOHN WALL (UK)	\$ 2010	FIRST (1)
DeMarcus Cousins (UK)	\$ 2010	First (5)
Patrick Patterson (UK)	\$ 2010	First (14)
Eric Bledsoe (UK)	2010	First (18)
Daniel Orton (UK)	2010	First (29)
Enes Kanter (UK)	\$ 2011	First (3)
Brandon Knight (UK)	\$ 2011	First (8)
Josh Harrellson (UK)	2011	Second (45)
DeAndre Liggins (UK)	2011	Second (53)
ANTHONY DAVIS (UK) \$ 2012 FIRST (1)		
Michael Kidd-Gilchrist (UK)	\$ 2012	First (2)
Terrence Jones (UK)	2012	First (18)
Marquis Teague (UK)	2012	First (29)
Doron Lamb (UK)	2012	Second (42)
Darius Miller (UK)	2012	Second (46)
Nerlens Noel (UK)	\$ 2013	First (6)
Archie Goodwin (UK)	2013	First (29)
Julius Randle (UK)	\$ 2014	First (7)
James Young (UK)	2014	First (17)

KARL-ANTHONY TOWNS (UK) \$ 2015 FIRST (1)
Willie Cauley-Stein (UK) \$ 2015 First (6)
Trey Lyles (UK) \$ 2015 First (12)
Devin Booker (UK) \$ 2015 First (13)
Andrew Harrison (UK) 2015 Second (44)
Dakari Johnson (UK) 2015 Second (48)
Jamal Murray (UK) \$ 2016 First (7)
Skal Labissière (UK) 2016 First (28)
Tyler Ulis (UK) 2016 Second (34)
De'Aaron Fox (UK) \$ 2017 First (5)
Malik Monk (UK) \$ 2017 First (11)
Bam Adebayo (UK) \$ 2017 First (14)
Kevin Knox (UK) \$ 2018 First (9)
Shai Gilgeous-Alexander (UK) \$ 2018 First (11)
Jarred Vanderbilt (UK) 2018 Second (41)
Hamidou Diallo (UK) 2018 Second (45)
PJ Washington (UK) \$ 2019 First (12)
Tyler Herro (UK) \$ 2019 First (13)
Keldon Johnson (UK) 2019 First (29)
Tyrese Maxey (UK) 2020 First (21)
Immanuel Quickley (UK) 2020 First (25)
Nick Richards (UK) 2020 Second (42)
Isaiah Jackson (UK) 2021 First (22)
Brandon Boston Jr. (UK) 2021 Second (51)
Shaedon Sharpe (UK) \$ 2022 First (7)
TyTy Washington Jr. (UK) 2022 First (29)
Cason Wallace (UK) \$ 2023 First (10)
Chris Livingston (UK) 2023 Second (58)
Reed Sheppard (UK) \$ 2024 First (3)
Rob Dillingham (UK) \$ 2024 First (8)
Antonio Reeves (UK) 2024 Second (47)

• KENTUCKY 50 Players 37 1st Rd • 13 2nd Rd




NBA CHAMPS IN 2021, '22 & '24


RAZORBACKS IN THE NBA

45
16
15
14
7
7
6
4
1


- NBA Draft Selections
15 1st Rounders || 8 Lottery Picks
- All-Star Game Appearances
- NBA First Round Draft Picks
^ 3 under Coach Musselman
- NBA All-Defensive Team Honors
- All-NBA Team Honors
- Lottery Picks
^ 2 under Coach Musselman
- NBA Champions
- One-And-Dones
^ All under Coach Musselman
- Sixth-Man of the Year
- All-Rookie Team
- Most Improved Player



BOBBY PORTIS | 2021 NBA CHAMPION
Milwaukee Bucks
2015 1st Round Draft Pick



MOSES MOODY | 2022 NBA CHAMPION
Golden State Warriors
2021 1st Round Draft Pick



JORDAN WALSH | 2024 NBA CHAMPION
Boston Celtics
2023 2nd Round Draft Pick



DANIEL GAFFORD | MAVERICKS
2019 2nd Round Draft Pick



ISAIAH JOE | THUNDER
2020 2nd Round Draft Pick



MASON JONES | KINGS
2020 Free Agent



JAYLIN WILLIAMS | THUNDER
2022 2nd Round Draft Pick



STANLEY UMUDE | BUCKS
2022 Free Agent



ANTHONY BLACK | MAGIC
2023 1st Round Draft Pick



NICK SMITH JR. | HORNETS
2023 1st Round Draft Pick



RICKY COUNCIL IV | 76ers
2023 Free Agent



RAZORBACK BASKETBALL

CAL THOSE HOGS!	1
Jerry & Gene Jones Success Center	2-3
Basketball Performance Center	4-5
Bud Walton Arena / Nolan Richardson Court	6-7
Fayetteville, Arkansas	8
Razorbacks in the Halls of Fame	9
The History / Coach Cal's NBA Draft Picks	10
#ProHogs	11
Table of Contents/Quick Facts	12

COACHES AND STAFF

John Calipari	14-19
Kenny Payne	20
Chin Coleman	21
Chuck Martin	22
Brad Calipari	22-23
Tyler Ulis	23
Bruiser Flint	24
Chris Wollard / Riley Hall	25
Ronnie Brewer	26
Kevin Butty / Lunetha Pryor / Matt Townsend	27
Dave Richardson / Charlotte McIntyre	28
Daniel Reeves / Jacob Hoops / Graduate Assistants	29
Managers	30

THE PLAYERS

Roster	32
TV/Radio Roster	33
VETERANS	
- #1 Johnell Davis	34-35
- #3 Adou Thiero	36-37
- #4 Trevon Brazile	38-39
- #8 Melo Sanchez	40-41
- #9 Jonas Aidoo	42-43
- #21 D.J. Wagner	44-45
- #25 Kareem Watkins	46-47
- #44 Zvonimir Ivisic	48-49
- Lawson Blake	50-51
FRESHMEN	
- #0 Jaden Karulewta	52
- #2 Boogie Fland	53
- #5 Casimir Chavis	54
- #11 Karter Knox	55
- #14 Ayden Kelley	56
- #24 Billy Richmond III	57
Career Game-By-Game Stats (Alphabetically)	58-64

2023-24 YEAR-IN-REVIEW

Season Notes / Player Honors	66-69
SEC Standings / National Polls	70
Razorbacks in the NCAA & SEC Stats	70
Results	71
Player Overall Season & SEC Statistics	72-73
Arkansas Team Game-By-Game Stats	74
Opponent Game-By-Game Stats	75
Game-By-Game Player Highs & Leaders	76
Game-By-Game Pts-Rebs-Assists / Starting Lineups	77
2023-24 Box Scores	78-86

HISTORY

Bud Walton Arena / Nolan Richardson Court	88
Bud Walton Arena Record By Year / Attendance	89
Bud Walton Arena Top Crowds / Arenas Records	90
Bud Walton Arena Records	91
Barnhill Arena Record By Year	92
History & Memorable Games	93-105
All-Americans / Freshman All-Americans	106-107
SEC Honors	108-109
SWC Honors	110
Region Honors	111
Other Honors / National Halls of Fame	112-113
Letterwinners	114-116
Razorbacks By Their Numbers	117-119
Arkansas in the Final Polls	120-121
Razorbacks In The NBA Draft	122-123
Razorbacks and the NBA	124-126
Razorbacks in Various Sports Halls of Fame	127-128

RECORDS

1,000-Point Scorers	130-135
Player 30-plus Point Scoring Games	136
Team 100-Point Games / Scoring Margins	137
Scoring Records	138-139
Rebounding Records	140-141
Field Goal Records	142-144
Free Throw Records	145-147
Three-Point Field Goal Records	148-150
Assists Records	151
Blocked Shots Records	152
Steals Records	153
Records by Class	154
Team Records	155-159
Year-By-Year Team Stats	160-162
Miscellaneous Records	163
Razorbacks at the SEC Tournaemnt	164
Razorback Player & Team Bests at SEC Tournament	165
Postseason Results	166
NCAA Tournament Records (Razorbacks & Opponents)	167
All-Time Series Records	168
Series Results vs Opponents by School	169-177
Year-By-Year W/L Records	178
Coaching Records	179
Year-By-Year Results	180-198

UNIVERSITY OF ARKANSAS

Media Information	200
Learfield Razorback Sports Properties	201
University of Arkansas Chancellor	202
University Leadership	203
Director of Athletics Hunter Yurachek	204-205
The University of Arkansas	206-209
Razorback Foundation	210

EDITOR

Mike Cawood
 mcawood@uark.edu • 479-236-2090

OTHER CONTRIBUTORS

Justin Gloor, Drew Schlosser, Rachael Harris and all previous Arkansas Basketball SIDs.
 Fayetteville Chamber of Commerce,
 Southeastern Conference,
 UA University Relations, Razorback Foundation.

PRINTING

Pittcraft Printing, Pittsburg, Kan.

PRIMARY PHOTOGRAPHERS

Walt Beazley, Gunnar Rathbun

CONTRIBUTING PHOTOGRAPHY

Rachael Harris, NBA, Teams of the NBA, Hawgs Illustrated, Wesley Hitt, Jason Ivester, Getty Images, Sports Illustrated.

UNIVERSITY INFORMATION

Location: Fayetteville, Ark.
 Enrollment: 33,610
 Founded: 1871
 Colors: Cardinal (PMS 201) and White
 Nickname: Razorbacks
 Conference: Southeastern (SEC)
 Arena (Capacity): Bud Walton Arena (19,200)

ADMINISTRATION

System President: Dr. Donald R. Bobbitt
 University of Arkansas Chancellor: Dr. Charles F. Robinson
 Vice Chancellor and Director of Athletics: Hunter Yurachek
 Faculty Representative: Paul Adams

HEAD COACH JOHN CALIPARI

Seasons: 1st at Arkansas/33rd as Collegiate Head Coach
 Record as College Head Coach: 855-262 (.765) - 32 Years
 Record at Arkansas: 0-0 - 1st Year
 SEC Record: 0-0 at ARK (1st Year) - 410-122 overall (15 years)
 In Bud Walton Arena: 0-0 at ARK - 6-5 overall

BASKETBALL STAFF

Associate Head Coach: Kenny Payne (Louisville '03) • 1st Yr
 Associate Head Coach: Chin Coleman (Lamar '97) • 1st Yr
 Assistant Coach/Recruiting Coordinator:
 Chuck Martin (Monmouth '93) • 1st Yr
 Assistant Coach/Director of On-Court Player Development:
 Brad Calipari (Kentucky '19) • 1st Yr
 Special Assistant to the Head Coach:
 Bruiser Flint (Saint Joseph's '87) • 1st Yr
 General Manager: Chris Woolard (UCLA '97) • 1st Yr
 Basketball Assistant: Tyler Ulis • 1st Yr
 Director of Basketball Operations: Riley Hall (Arkansas '16) • 9th Yr
 Dir. of Student-Athlete Devel./Mid-South Recruiting:
 Ronnie Brewer (Arkansas '15) • 4th Yr
 Video Coordinator: Kevin Butty (San Diego State '20) • 1st Yr
 MBB Chief of Staff: Lunetha Pryor • 1st Yr
 Strength & Conditioning: Dave Richardson (6th yr)
 Athletic Trainer: Matt Townsend (4th yr)
 Graduate Assistants: Tony Hall, Darin Minniefield
 Timajh Parker-Rivera, Ray Surratt

TEAM INFORMATION

2022-23 Record: 22-14
 2022-23 SEC Record: 8-10
 BWA Record: 13-3 • Road Record: 2-8 • Neutral Record: 7-3
 NCAA Record: 2-1

ALL-TIME RECORDS

Seasons: 102nd
 Years: 1923-24 - Present
 Overall Record: 1,799-1,014 (.640)
 All-Time Conference Record: 875-590 (.597)
 All-Time SEC Record: 290-261 (.526)
 Conference Regular-Season Championships: 24 (2 SEC, 22 SWC)
 Conference Tournament* Championships: 7 (1 SEC, 6 SWC)
 * - SWC Postseason Tournament began in 1976

BUD WALTON ARENA

Year Opened: 1994-95
 All-Time Record: 430-100 (.811)
 All-Time SEC Record: 184-76 (.708)
 Total Attendance: 8,438,709
 Average Attendance: 15,922

NCAA TOURNAMENT HISTORY

National Championships: 1 (1994)
 National Runner-Up: 1 (1995)
 NCAA Final Fours: 6 (1941, 1945, 1978, 1990, 1994, 1995)
 NCAA Elite Eights: 11
 (1941, 1945, 1949, 1978, 1979, 1990, 1991, 1994, 1995, 2021, 2022)
 NCAA Sweet Sixteens: 14
 (1958, 1978, 1979, 1981, 1983, 1990, 1991, 1993, 1994, 1995, 1996, 2021, 2022, 2023)
 NCAA Tournament Bids: 36 (35 appearances*)
 NCAA Tournament Record: 50-35
 NIT Record: 6-5 (4 appearances)

* - Arkansas also received a bid in 1944 but was unable to participate due to a car accident.





**HEAD COACH
JOHN CALIPARI**

Was named the 14th Head Hog on April 10, 2024 and he was officially introduced the next day before an impressive crowd at Bud Walton Arena.

IN THIS SECTION	
Head Coach John Calipari	14-19
Associate Head Coach Kenny Payne	20
Associate Head Coach Chin Coleman.....	21
Asst. Coach/Recruiting Coord. Chuck Martin.....	22
Asst. Coach/Dor. On-Court Devel. Brad Calipari	22-23
Basketball Asst. Tyler Ulis	23
Special Asst. Head Coach Bruiser Flint	24
Chris Woolard / Riley Hall	25
Ronnie Brewer	26
Kevin Butty / Lunetha Pryor / Matt Townsend	27
Dave Richardson / Charlotte McIntyre.....	28
Daniel Reeves / Jacob Hoops.....	29
Tony Hall / Timajh Parker-Rivera.....	29
Darrin Minniefield / Ray Surratt.....	29
Student Managers	30



JOHN CALIPARI

ARKANSAS HEAD COACH
Clarion, 1982

• 2015 NAISMITH BASKETBALL HALL OF FAME INDUCTEE

• 5x NCAA NATIONAL COACH OF THE YEAR ('96, '08, '09, '10, '15)

^ 3x Naismith (1996, 2008, 2015)

^ 3x NABC (1996, 2009, 2015)

^ 2x Basketball Times (1996, 2015)

^ 2x Adolph Rupp Cup (2010, 2015)

^ AP (2015)

^ Jim Phelan (2009)

^ Sports Illustrated (2009)

• 4x SEC Coach of the Year (2010, 2012, 2015, 2020)

• 3x C-USA Coach of the Year (2006, 2008, 2009)

• 3x A10 Coach of the Year (1993, 1994, 1996)

ON-COURT SUCCESS

A "players-first" coach whose biggest goal is helping people reach their dreams, John Calipari, a Naismith Memorial Basketball Hall of Famer, has guided six teams to the Final Four, led one to a national championship and helped 58 players earn selection in the NBA Draft during his 32-year college coaching career.

Calipari took UMass to the Final Four in 1996, guided Memphis to the National Championship game in 2008 and led Kentucky to four Final Fours - including the 2012 National Championship, to become only the second coach in NCAA history to lead three different schools to the Final Four. He has racked up more than 850 on-court victories, 23 NCAA Tournament appearances, six Final Fours and numerous National Coach of the Year honors.

At every collegiate stop, Calipari's career has been successful throughout, but his 10-year stretch at Kentucky (2009-19) was among the best decades in NCAA history, reaching four Final Fours (with a 2012 championship and 2014 national runner-up), seven Elite 8 berths and nine trips to the Sweet 16.

The 2015 campaign was highlighted by Coach Cal directing the first ever college basketball team to own a 38-0 record (before falling in the Final Four) and became one of just three coaches to make four Final Fours in a five-year span. At the end of that 2015 season, Calipari became the 96th coach to join the Naismith Memorial Basketball Hall of Fame.

Coach Cal has led three teams to an NCAA-record 38 wins on the court in a season (once at Memphis and twice at Kentucky), led the NCAA in wins six times (at least once at UMass, Memphis and Kentucky) and tallied 29, 20-win seasons (including 11 30-win campaigns). With his sustained success, Coach Cal received the John R. Wooden Award Legends of Coaching honor in 2024.

While building a program out of obscurity at UMass and returning Memphis and Kentucky to national contenders, he has totaled the second-most wins in NCAA history in the first 20 years of a college coaching career.

PLAYER SUCCESS

Quite honestly, though, Calipari's on-court success overshadows a much more significant picture.

In his goal to lead a players-first program, he has helped 61 young men realize their dreams by earning NBA Draft selections. He has had four No. 1 overall picks, which are more than any other coach, and a total of 43 first-round picks. In 2010, he had a record five first-round draft picks. Two years later, six of his players heard their names called at the 2012 draft, the most in the two-round draft era. Then in 2015, Cal would have six picks again, including a record-tying four lottery selections.

Calipari's players have entered the league NBA-ready. His players have garnered 39 All-Star selections, including a record-breaking seven in 2024, with Anthony Davis winning the game's MVP honor in 2017. Derrick Rose was named NBA MVP in 2011. Nine of his players have been tabbed All-NBA (16 times), three have been named NBA Rookie of the Year and 18 players have made the NBA All-Rookie teams. He is the only coach in history to have a player win each of the NBA's major honors: MVP, Rookie of the Year, Most Improved Player, Sixth Man of the Year and Clutch Player of the Year.

While producing top-notch talent, Calipari has stressed academics at each of his stops. At UMass, nearly 80% of his players graduated. Seventeen of his last 20 seniors at Memphis earned their bachelor's degrees. All 33 players at UK who were eligible to graduate by the end of their senior years walked away with a diploma in hand, including five players who earned their degree in just three years. Calipari's teams routinely have posted a combined team grade-point average of 3.0 or better.

COMMUNITY SUCCESS

Calipari has raised millions of dollars to help the lives of those in need. He has had a particular passion to assist those impacted by natural disasters. For instance, in 2010, he used a telethon to raise more than \$1 million for victims of the devastating earthquake in Haiti. He followed that up with telethons in 2012, raising \$1 million for victims of Superstorm Sandy, in 2017 for victims of Hurricane Harvey, played a leading role in the "Kentucky United" efforts that generated more than \$5 million for victims of devastating tornadoes in Western Kentucky in 2021, and raised nearly \$4 million with the Kentucky Flood Relief Telethon and open practice at Rupp Arena in 2022.

Calipari launched his **THE CALIPARI FOUNDATION** in 2012 and has worked with several key partners to donate more than \$1.5 million, a figure that does not include matching funds that have been contributed from individuals and corporations. In 2013, Calipari initiated hosting an annual alumni weekend around his basketball fantasy experience with the intent to raise money for charity. After generating \$350,000 for selected organizations and charities during the inaugural game, the weekend has generated millions of dollars for charity since its inception.

In 2019, when federal workers were without pay due to a government shutdown, he, his wife and his foundation assisted workers with financial help and grocery gift cards. He and his wife, Ellen, teamed up with Fayette County Public Schools to help families in need during the COVID-19 pandemic.

Additional efforts include spearheading the creation of the **JOHN MCLENDON MINORITY LEADERSHIP INITIATIVE**, a nationwide coach-driven initiative to provide minorities a jump-start to their careers through practical experiences, opportunities to build their network and instilling the values of John McLendon: integrity, education, leadership and mentorship. Participants in the initiative will be known as MLI Future Leaders.

He was awarded the Jefferson Award for Outstanding Public Service in Sports by Multiplying Good in 2022. For more than 50 years, Multiplying Good has honored those who put others first. Those receiving the Jefferson Award are empowered to do more, while their stories of extraordinary public service inspire others to action. It is an award that underscores impact. He earned the Race Amity Medal of Honor in 2023.

OTHER SUCCESS

In 2017, Coach Cal was named the head coach of the 2017 USA Basketball Men's U19 World Cup Team, which finished third at the 2017 FIBA U19 World Cup in Cairo. Also, he won gold as head coach of the 2012 Dominican Republic team at the Centrobasket Championship.

Author of five books, including the New York Times Best Seller "Players First: Coaching from the Inside Out," Calipari is a master of communication and maximizing talent. He lives by the motto that "it's never a matter of how far you have fallen, but instead it's about how high you bounce back."

CALIPARI COMPOSITE COACHING RECORD

COLLEGIATE		32 Years	Overall 855-262	Conf. 406-131
UMass	1988-96	8 years	193-71	91-41
Memphis	2000-09	9 years	252-69	117-25
Kentucky	2009-24	15 years	410-122	196-65
ARKANSAS	2024-pres.	1st year	--	--
PROFESSIONAL		3 Years	72-112	
New Jersey	1996-99	3 years	72-112	
INTERNATIONAL		3 Years	20-8	
Dominican Republic	2011-12	2 years	15-7	
USA U-19	2017	1 year	5-1	

CALIPARI FILE

QUICK FACTS

Born: February 10, 1959

Hometown: Moon Township, Pa. (Moon Area HS, 1978)

Collegiate Career: UNC Wilmington (1978-80); Clarion (1980-82)

Alma Mater: Clarion State, 1982 (Business Marketing)

Family: Wife: Ellen. Children: Erin, Megan, Brad

COACHING CAREER

1982-85 Kansas (Associate Assistant Coach)

1985-88 Pittsburgh (Assistant Coach)

1988-96 UMass (Head Coach)

1986-99 New Jersey Nets (Head Coach & Exec. VP of BB Ops)

1999-00 Philadelphia 76ers (Assistant Coach)

2000-09 Memphis (Head Coach)

2000-24 Kentucky (Head Coach)

2024-pres. Arkansas (Head Coach)

COACHING AWARDS

2024 John R. Wooden Award "Legends of Coaching" honor
President of the NABC Board of Directors (2024-25)

2023 Race Amity Medal of Honor

2022 Jefferson Award for Outstanding Public Service in Sports

2022 Conference USA Hall of Fame

2021 NABC Guardians of the Game Pillar Award - Inclusion

NABC District 20 Coach of the Year

USBWA District IV Coach of the Year

2020 SEC Coach of the Year (Coaches)

2019 The Sporting News Coach of the Decade

2018 Naismith Hall of Fame "Service Above Self" Honoree

NABC Metropolitan Award

2015 Naismith Memorial Basketball Hall of Fame Inductee

AP National Coach of the Year

Naismith National Coach of the Year

NABC National Coach of the Year

The Sporting News National Coach of the Year

Adolph Rupp National Coach of the Year

SEC Coach of the Year (AP/Coaches)

USBWA District IV Coach of the Year

2012 Nell & John Wooden Coach of the Year Leadership Award

Naismith National Coach of the Year Finalist

SEC Coach of the Year (AP/Coaches)

2010 Adolph Rupp National Coach of the Year

Naismith National Coach of the Year Finalist

SEC Coach of the Year (AP)

Sporting News SEC Coach of the Year

Yahoo! Sports SEC Coach of the Year

USBWA District IV Coach of the Year

2009 NABC National Co-Coach of the Year

Sports Illustrated National Coach of the Year

Phelan National Coach of the Year

Iba National Coach of the Year Finalist

C-USA Coach of the Year

2008 Naismith National Coach of the Year

C-USA Coach of the Year

Iba National Coach of the Year Finalist

Phelan National Coach of the Year Finalist

2007 Phelan National Coach of the Year Finalist

USBWA District IV Coach of the Year

Basketball Times South Region Coach of the Year

2006 C-USA Coach of the Year

2004 NABC District 7 Coach of the Year

1996 Naismith National Coach of the Year

NABC National Coach of the Year

The Sporting News National Coach of the Year

Atlantic 10 Coach of the Year

1995 Naismith National Coach of the Year Finalist

1994 Naismith National Coach of the Year Finalist

Atlantic 10 Coach of the Year

1993 USBWA District I Coach of the Year

Atlantic 10 Coach of the Year

1992 Eastern Basketball Coach of the Year



Naismith Hall of Fame coach John Calipari, who has led six teams to the Final Four, was named the 14th Razorback head men's basketball coach on April 10, 2024, then was introduced to the public the following day in Bud Walton Arena.

"By all accounts, John Calipari is one of the premier coaches in college basketball," Yurachek said. "A national championship coach, a four-time national coach of the year and one of the nation's top recruiters, Coach Cal has consistently demonstrated his ability to attract outstanding talent and build championship teams within the Southeastern Conference and position his programs among the best in the nation.

"As I visited with Coach Calipari during this process, he acknowledged the tremendous opportunity we have at the University of Arkansas to attract and retain top players and compete for championships. He understands the deep passion of the Razorback Nation and has experienced the tremendous home court advantage of Bud Walton Arena. I have no doubt that under Coach Calipari's leadership and with the collective support of all those who love the Hogs, Razorback Basketball will continue to maintain its national prominence within college basketball."

Calipari is one of the most successful and decorated coaches in college basketball history having been inducted into the Naismith Memorial Basketball Hall of Fame in 2015. However, he takes the greatest pride in the success his players experience in college, in professional basketball and life after their playing days are over.

Calipari has coached 61 players to be selected in the NBA Draft - 43 first-round picks including 29 among the top 15 and four as the overall first pick - during his 32-year coaching career.:

in 15 seasons at Kentucky (2009-24), 214-69 in nine seasons at Memphis (2000-09) and 189-71 in eight seasons at UMass (1988-96). In fact, Calipari became the fourth-fastest coach to 800 on-court wins ever at 1,037 games. Only Adolph Rupp (972 games), Roy Williams (1,012 games) and Dean Smith (1,029 games) did it faster.

Calipari also coached in the NBA for the New Jersey Nets for three seasons (1996-99) and internationally for the Dominican Republic national team (2011 and '12) and the United States U-19 basketball team (2017).

Calipari has been named both the Naismith (1996, 2008, 2015) and NABC (1996, 2009, 2015) National Coach of the Year three times - once at each collegiate stop - and AP College Coach of the Year (2015). He has added SEC Coach of the Year honors four times (2010, 2012, 2015, 2020), C-USA Coach of the Year three times (2006, 2008, 2009) and Atlantic 10 Coach of the Year three times (1993, 1994, 1996).

Of the 31 NCAA Tournaments held during his collegiate coaching career, he has led 23 teams to the NCAA Tournament, including 15 trips to the Sweet 16, 12 appearances to the Elite 8, six Final Four births, three national title games and a national championship. (Note, in 2019-20, Kentucky was 25-6 and won the SEC with a 15-3 record but the NCAA cancelled the tournament due to COVID-19.)

Calipari is one of two coaches in NCAA history to take three different programs to the Final Four and one of just three coaches all-time to make four Final Fours in a five-year span. His teams have won an NCAA record 38 games three times - twice at UK (2012 and 2015) and once at Memphis (2008).

AT KENTUCKY

Calipari made an immediate impact at Kentucky with his first three Wildcats teams dominating college basketball. His inaugural team (2009-10) posted a 35-3 record and reached the NCAA Elite 8. Later that spring, he saw five of his players selected in the first round of the 2010 NBA Draft, the first time a school had ever produced five first-round picks in a single draft. Among those picks was the first Wildcat ever taken as the No. 1 overall selection, John Wall.

The next season, Calipari took the program to the next level, reaching the Final Four before falling to eventual national champion UConn. Despite losing three players from the 2011 runner-up team, the progression reached the pinnacle of college basketball in year three. Led by the #1 recruiting class in the nation - featuring National Player of the Year Anthony Davis and All-American Michael Kidd-Gilchrist - Kentucky won the 2012 national championship, going 38-2 overall and 16-1 in the SEC. The 38 wins tied the NCAA record for most victories in a season (matching his own mark set at Memphis in 2007-08). The 2011-12 team was later tabbed the team of the decade by the AP.

Kentucky's 21-win season in Calipari's fourth season was not enough to receive an NCAA bid. However, the following year, the 2013-14 Wildcats were NCAA runners-up, beating three teams in the NCAA Tour-



ament that were in the Final Four the previous year. Kentucky rode that momentum the following year. With the core of the 2014 team returning and adding one of the top recruiting classes, the Cats used a two-platoon system to win its first 38 games of 2014-15, marking the third time Calipari matched his own NCAA record for wins in a season, before losing in the Final Four. For that historic 2014-15 season, he earned National Coach of the Year from the AP, Naismith and NABC.

Over the next four seasons, Kentucky played in four NCAA Tournaments, reaching the Sweet 16 three times including two Elite 8s. In 2019-20, the Wildcats were on their way to another NCAA Tournament, posting a 25-6 record and winning the SEC regular-season crown, before the SEC and NCAA Tournaments were cancelled due to COVID-19.

The remnants of COVID carried over to 2020-21 and Kentucky did not reach the postseason. However, in each of his last three years with the Wildcats, Kentucky went 71-30 (.703), finishing among the SEC's top three teams each year and earning NCAA Tournament berths each year.

AT MEMPHIS

After his NBA tenure, Calipari returned to the college game in 2000 at Memphis, where he led the Tigers to the 2008 NCAA title game. Memphis' 38 wins in 2007-08 set the NCAA record for most wins in a single season (a number he tied twice at UK). As a result, Calipari was named the Naismith National Coach of the Year for a second time in his career.

Calipari, the 2009 Sports Illustrated National Coach of the Year, led the Tigers to nine straight 20-win campaigns and nine consecutive postseason appearances, the only Memphis coach to do that. He posted 252 wins - 28.0 wins per season - as the Tigers' head coach, making him the winningest coach in school history.

He was named C-USA Coach of the Year three times and his 2006 and 2008 Tigers were #1 seeds in the NCAA Tournament. Over his last five seasons at Memphis, the Tigers won 30 games each year and posted a 61-1 C-USA record.

NBA EXPERIENCE

From 1996-99, Calipari served as the head coach and executive VP of basketball operations for the New Jersey Nets. The 1997-98 Nets reached the NBA playoffs before losing to the eventual NBA champion Chicago Bulls in the first round. He additionally served as an assistant coach under Larry Brown with the Philadelphia 76ers for the 1999-2000 season. That squad reached the second round of the NBA Playoffs.

AT UMASS

Calipari started his head-coaching career at UMass in 1988-89, guiding a struggling program to the top of college basketball, capped off by a Final Four appearance in 1996.

At 29, when he was named head coach, Calipari's first two Minutemen teams went 27-32. In year three (1992), UMass won its first Atlantic 10 championship with a 30-5 overall record, including a 13-3 mark in league play. The '92 campaign was highlighted with a 77-71 overtime win over Syracuse in an East Regional second-round game to lead UMass to its first NCAA Sweet 16 appearance.

Including that 1992 season, UMass won five-straight A10 titles while compiling a 66-12 league record over the span and made five straight NCAA Tournaments including three Sweet 16s.

Calipari's 1995-96 team posted a 35-2 record and reached the Final Four. He was named the 1996 Naismith National Coach of the Year and The Sporting News National Coach of the Year. He was also named the A10 Coach of the Year for the third time in four years.

In addition to his Naismith National Coach of the Year honors in 1996, Calipari was a Naismith Coach of the Year finalist in 1994 and 1995. He was the USBWA District 1 Coach of the Year in 1993.





CALIPARI REACHES 800 CAREER VICTORIES

With Kentucky's overtime win over Mississippi State on Jan. 25, 2022, John Calipari reached 800 on-court wins. At the time he was one of just 22 coaches, regardless of NCAA level of classification, to reach that barrier. Only 14 coaches have done it with at least 10 seasons at the Division I level.

Calipari was the fourth-fastest coach to 800 on-court wins at 1,037 games. Only Adolph Rupp (972 games), Roy Williams (1,012 games) and Dean Smith (1,029 games) did it faster.

Although Calipari is still climbing the charts, he is doing it nearly as fast as anyone else in NCAA history. When he defeated Mississippi State on Jan. 17, 2024, Calipari became the third-fastest active head coach to 400 wins at a single program, trailing only Bill Self (Kansas - 484) and Mark Few (Gonzaga - 499). Overall, Calipari needed just 516 games to reach 400 wins while at UK to rank the eighth fastest in Division I history.

All-Time Coaching On-Court Win Totals at the Division I Level (thru 2023-24):

1. Mike Krzyzewski	1,202
2. Jim Boeheim	1,116
3. Roy Williams	903
4. Bob Knight	899
5. Dean Smith	879
6. Jim Calhoun	877
7. Adolph Rupp	876
8. Bob Huggins	863
9. JOHN CALIPARI (active)	855
10. Rick Pitino (active)	854
11. Cliff Ellis	833
12. Bill Self (active)	810
13. Rick Barnes (active)	806
Eddie Sutton	806

Calipari's Milestone On-Court Wins

1	Southern Connecticut	11/26/88
100	Temple	03/11/93
200	at Houston	01/06/01
300	at #9 Louisville	02/09/05
400	at Tulane	02/20/08
500	#13 Florida	02/26/11
600	vs #5 Kansas	11/14/14
700	Illinois-Chicago	11/26/17
800	Mississippi State	01/25/22

PRESIDENT CALIPARI

University of Arkansas head coach John Calipari will serve as the **President of the NABC Board of Directors for the 2024-25 season.** Calipari's term as President will run through the 2025 Men's Final Four.

In his role as NABC President, Calipari will provide strategic leadership for the NABC Board of Directors on its advocacy work and initiatives that support the coaching community and the game of basketball.

"John Calipari is one of basketball's most impactful leaders, and he has a passion for addressing issues that impact the sport and the coaching profession," said NABC Executive Director Craig Robinson. "Coach Calipari has long been a vocal advocate for coaches from all levels, and I'm confident our entire NABC membership will benefit from his service in this role."

Calipari first joined the NABC Board of Directors in 2013, and served as its First Vice President last season (2-23-24).

FIRST BALLOT HALL OF FAMER

John Calipari joined basketball's fraternity of legends in **September of 2015 after being elected to the Naismith Memorial Basketball Hall of Fame** on the first ballot. Calipari joined an elite group of basketball players and coaches in the Naismith Hall of Fame, considered to be one of the ultimate honors in the sport.

The Class of 2015 included Calipari, Dick Bevetta, Louie Dampier, Lindsay Gaze, Tom Heinsohn, John Isaacs, Spencer Haywood, Lisa Leslie, Dikembe Mutombo, George Raveling and JoJo White. Calipari was inducted in Springfield, Mass., and nearly 70 of his former players joined him on stage during his acceptance speech.

COACH CAL IMMORTALIZED AT UMass, CLARION, CONFERENCE USA

John Calipari's Hall of Fame rise began at **UMass**, and the school honored his program's breakthrough in the 1990s by unveiling a statue of Calipari on the Amherst campus in September 2021.

Calipari was one of four icons synonymous with UMass basketball to earn the honor. Calipari's statue was unveiled next to Marcus Camby, Julius Erving and the late Jack Leaman outside the Mullins Center.

At UMass, Calipari led the Minutemen to a 193-71 on-court record in his eight seasons as head coach from 1989-96. His .731 career winning percentage remains the best in school history. Calipari led UMass to five straight NCAA Tournament appearances from 1992 to 1996 after UMass had gone to the NAAs only once in the first 81 years of the program. His Minutemen made the Atlantic 10's first and only Final Four appearance during the 1996 season, during which they went 35-2 overall and spent 10 weeks ranked No. 1 in the nation. Following the 1996 season, Calipari was named National Coach of the Year by the National Association of Basketball Coaches, The Sporting News and Naismith.

Clarion honored Calipari by having a statue erected and naming the basketball court in his honor. Tippin Gymnasium's floor was officially renamed the John V. Calipari Court in September 2021 and is better known as "Coach Cal Court." Calipari started his college playing career at UNC Wilmington before transferring to Clarion in 1981, helping the Golden Eagles reach their first NCAA Division II Tournament in program history that year.

In the summer of 2022, Calipari was enshrined into the **Conference USA** Hall of Fame. Calipari was honored by the league for his impressive tenure as head men's basketball coach at the University of Memphis, where he coached from the 2000-09. Calipari led the Tigers to the 2008 NCAA title game, including an NCAA, single-season record 38 wins. As a result, he earned his second Naismith National Coach of the Year honor, becoming only the second coach to earn the honor multiple times since its inception in 1987. Calipari, the 2009 Sports Illustrated National Coach of the Year, led the Tigers to nine straight 20-win campaigns and nine consecutive postseason appearances, the only Memphis coach to do that. He posted 252 on-court wins - 28.0 wins per season - as the Tigers' head coach, making him the winningest coach in school history. From 2006-08, the Tigers won 104 games, making Calipari the winningest head coach in NCAA Division I history in a three-year span.

A WOODEN AWARD LEGEND OF COACHING

On Oct. 3, 2023, it was announced that John Calipari would receive the **John R. Wooden Award "Legends of Coaching" honor.** On April 12, 2024, the newly named Razorback head basketball coach was on hand for the trophy presentation at the Los Angeles Athletic Club.

The "Legends of Coaching" honor recognizes coaches who exemplify Coach Wooden's high standard of coaching success and personal integrity. The award was adopted by the Wooden Award Steering Committee in 1999. The honorees are selected based on character, success on the court, graduation rate of student-athletes in their basketball program, coaching philosophy, and identification with the goals of the John R. Wooden Award. He will be presented the honor along with the 2024 Wooden Award winners on April 12, 2024.

Chairman of the Wooden Award Steering Committee Sam Lagana said, "Coach John Calipari has been a significant part of the Wooden Award experience, dating back to his first head coaching assignment at UMass. He has supported the Award and stood with his candidates and winners every step of the way. Coach Wooden had an appreciation for Coach Cal that carried through the years and Coach Calipari has demonstrated great reverence for Coach Wooden as both shared a 'players first' mentality, with emphasis on care for the student-athlete and in the value of competitive greatness. John Calipari is a wonderful addition to the fraternity of Wooden Award 'Legends of Coaching' recipients."

Calipari's on-court success is well publicized and culminated with the highest honor in the sport by being inducted into the Naismith Hall of Fame. Off the court, Coach Calipari's impact has been felt in his community and abroad. In 2012, he founded the John Calipari Foundation which has partnered with many organizations, including: Samaritan's Feet, 4 Paws for Ability, One Parent Scholar House and Team Focus. He has partnered with the American Red Cross to raise millions of dollars to help people affected by disasters such as the 2010 Haitian earthquake, 2012 Superstorm Sandy, and the 2022 flooding in Eastern Kentucky. He helped spearhead the creation of the John McLendon Minority Leadership Initiative, a national coach-driven initiative to provide minorities with a jump-start to their careers.

NCAA ANNUAL LEADERS UNDER CALIPARI

Wins	UMass	35	1996	Off Rebs	Kentucky	13.88	2023
	Memphis	(tied) 33	2006	BLKS/gm	UMass	8.03	1995
	Memphis	38	2008		Kentucky	8.6	2012
	Kentucky	(tied) 35	2010	3PT%	Kentucky	.409	2024
Kentucky	38	2012	FT Att.	Kentucky	1,146	2014	
	38	2015		Kentucky	981	2017	
W-L Pct.	Kentucky	.950	2012		Kentucky	930	2018
	Kentucky	.974	2015	FT Made	Kentucky	781	2014
Scoring Mar	Kentucky	+16.8	2012				
	Kentucky	+20.1	2015	Reb Avg.	Oscar Tshiebwe (UK)	15.1	2022
FG% Def	Memphis	.371	2009		Oscar Tshiebwe (UK)	13.7	2023
	Kentucky	.374	2012	Off Rebs	Oscar Tshiebwe (UK)	5.26	2022
	Kentucky	.354	2015		Oscar Tshiebwe (UK)	5.75	2023
Reb Margin	UMass	+11.2	1993	BLKS/gm	Anthony Davis (UK)	4.65	2012
	Kentucky	+9.7	2022	Dbl-Dbl	Julius Randle (UK)	24	2014



CALIPARI RECEIVES JEFFERSON AWARD

John Calipari received the **Jefferson Award for Outstanding Public Service in Sports by Multiplying Good** on Nov. 2, 2022. For more than 50 years, Multiplying Good has honored those who put others first. Those receiving the Jefferson Award are empowered to do more, while their stories of extraordinary public service inspire others to action. It is an award that underscores impact.

Founded over 50 years ago by Jackie Kennedy Onassis, Sen. Bob Taft Jr., and Sam Beard, Multiplying Good is the world's most foremost and highly celebrated organization focused on and honoring public service.

Other recipients of the Jefferson Award include Arthur Ashe, Tom Brokaw, Larry Fitzgerald, Betty Ford, John Glenn, Bob Hope, Steve Jobs, Shaquille O'Neal, General Colin Powell, John D. Rockefeller and Oprah Winfrey. Calipari is the first men's college basketball coach to receive the honor.

CALIPARI NAMED SPORTING NEWS' COACH OF THE DECADE

Underscored by more victories than any other coach or program, more Final Four appearances, a record number of NBA Draft picks and the 2012 national championship, John Calipari was named the **College Basketball Coach of the Decade by Sporting News** in January 2020.

In a piece penned by national writer Mike DeCourcy, Sporting News credited Calipari for changing the college basketball landscape. Detailing Calipari's success - what DeCourcy described as a "college basketball revolution" - DeCourcy wrote that "no one defined the 2010s in the same way as Calipari ... nor achieved the same degree of consistent success."

CALIPARI UNRIVALED IN CONFERENCE

John Calipari has **won a combined 16 league regular-season championships** in his career (including six Southeastern Conference titles). That is seven more than the next-closest coach in the SEC (Bruce Pearl has nine). Calipari has **won a combined 15 conference tournament titles** in his career (six in the SEC), 10 more than his closest competitor (Nate Oats with five).

Calipari has tallied a **406-131 (75.6%) all-time record within conference play** as a head coach and owns a 198-65 (75.3%) record since joining the SEC.

Although he's been publicly outspoken against conference tournaments - only because he doesn't favor playing three or more games on consecutive days to win the tournament - his teams have gotten up for them. **Calipari's teams at UMass, Memphis and Kentucky have been to 19 conference championship games in his career, winning a remarkable 15 of them.** Calipari is 58-16 (78.4%) all-time in conference tournaments, including 24-8 (75.0%) in the SEC. Calipari ranks third in SEC Tournament wins all-time.

THERE'S NO PLACE LIKE HOME

John Calipari-coached teams have posted an **all-time record of 473-58 (88.7%) record at home.**

Calipari's best home winning streak came when he began his career at UK with a 54-game home win streak at Rupp Arena. He additionally had a 42-game home win streak at UK (2014-17).

He has gone undefeated at home 10 times overall - adding seven times with just one loss - while going undefeated at home in league play 14 times.

LIFE AWAY FROM HOME ISN'T SO BAD EITHER

As good as John Calipari's team's have been at home, they're pretty good in hostile environments on the road. His teams are 215-131 (62.1%) overall on the road. However, dating back to the 2005-06 season, Calipari has recorded a 131-65 (66.8%) record on the road.

At neutral-site venues, his teams are 167-73 (69.6%) including six seasons with at least 10 neutral-site wins.

CALIPARI IN ELITE COMPANY WITH CONFERENCE CHAMPIONSHIPS

When Kentucky clinched a share of the 2017 Southeastern Conference championship, John Calipari became the first NCAA Division I coach to lead three different programs (UMass, Memphis,



Kentucky) to five on-court regular-season league titles three different times.

^ UMass won five Atlantic 10 titles (1992, '93, '94, '95 and '96).

^ Memphis claimed five Conference USA crowns (2004, '06, '07, '08 and '09).

^ Kentucky captured the SEC Championship six times (2010, '12, '15, '16, '17 and '20).

Perhaps more impressive is that Calipari has 31 combined regular-season and tournament championships. That trails only Mark Few of Gonzaga (41 titles) and Kentucky's Adolph Rupp (41) for the most combined championships. Bill Self (Kansas) also has 31 combined titles.

CALIPARI AT NO. 1

John Calipari is one of just two coaches (Frank McGuire) to lead three programs to a No. 1 ranking in the Associated Press Top 25.

Calipari has led 10 of his teams to a No. 1 AP ranking.

^ His teams are 110-13 (89.4%) as when ranked #1 by AP #1, including 69-8 at UK, 32-4 at UMass and 9-1 at Memphis

^ His 110 victories are the most among active coaches with victories at No. 1

^ Has coached 123 career games as #1, 4th-most in NCAA history, trailing Mike Krzyzewski (255), John Wooden (228) and Adolph Rupp (127)

^ Among coaches who have owned a #1 ranking in at least 119 games, Calipari's winning percentage of 89.4% trails only Wooden (95.2%)

^ Calipari is 6-5 all-time when playing an AP #1 team

DREAM MAKER

As someone who prides himself on helping young men reach their dreams, John Calipari has helped 61 players earn selection in the NBA Draft during his college coaching career, more than any other coach.

^ Four No. 1 overall picks (Derrick Rose, John Wall, Anthony Davis and Karl-Anthony Towns) from 2008-16. No other coach had more than 3

^ In 2010, five of his players were selected in the first round for the first time in NBA history

^ His six players in both the 2012 and 2015 NBA drafts are the most in the two-round era

^ Churned out 43 first-rounders and 29 lottery picks

^ While at Kentucky, 58 of his 73 full-time scholarship players (79.5 success rate) who finished their college careers under Calipari (did not transfer or leave the program early) were either drafted or made an NBA roster This does not include the late Terrence Clarke.

^ Only coach to produce the top two picks in the same draft (2012, Anthony Davis and Michael Kidd-Gilchrist)

^ Produced 20 top-10 picks including at least one in 12 straight drafts from 2008-19, the only school to do so during that time period

^ He is the only coach in history to have a former player win each of the following NBA awards: Player of the Year, Rookie of the Year, Sixth Man of the Year, Most Improved Player of the Year and Clutch Player of the Year

^ Eleven of his former players have combined to earn 39 NBA All-Star honors, 10 have been tabbed All-NBA (19 times), three were named NBA Rookie of the Year, and 19 players have made the NBA All-Rookie teams. Rose was named NBA MVP in 2011 and Davis won NBA All-Star MVP honors in 2017.

CHANGING FAMILIES LIVES

John Calipari hasn't just signed the best talent in the country; he's been the best at developing that talent, making those players better prepared than anyone else and getting them ready for all things at the next level. The proof is in the numbers.

Entering the 2024-25 NBA season, Calipari's NBA pros have amassed almost \$4 billion in career NBA contracts, which doesn't include endorsement deals and players on overseas contracts. His former players that were on NBA rosters made nearly \$2.3 billion in their career while players on current NBA rosters are signed to make \$1.9 billion under current contracts. For the 2024-25 NBA season alone, Cal's players are set to earn over \$475 million.



CALIPARI'S CAREER AS NCAA HEAD COACH

Season	Team	Overall Record	Conference Record	Conf. Finish	Conf. Post Results			Final Rank AP/COACH
					Tourney	NCAA/NIT	Postseason	
1988-89	UMass	10-18	5-13	A10	8th	0-1	--	--
1989-90	UMass	17-14	10-8	A10	6th	2-1	0-1	NIT 1st Rd
1990-91	UMass	20-13	10-8	A10	T-3rd	0-1	3-2	NIT Final Four (4th Place)
1991-92	UMass	30-5	13-3	A10	1st	3-0 Won	2-1	NCAA Sweet 16
1992-93	UMass	24-7	11-3	A10	1st	3-0 Won	1-1	NCAA Rd of 32
1993-94	UMass	28-7	14-2	A10	1st	3-0 Won	1-1	NCAA Rd of 32
1994-95	UMass	29-5	13-3	A10	1st	3-0 Won	3-1	NCAA Elite 8
1995-96	UMass	35-2	15-1	A10	1st	3-0 Won	4-1	NCAA Final Four
8 YEARS		193-71 %	91-41	5 Titles	17-3	11-5/3-3	5 NCAAAs (1 Final Four, 3 Sweet 16s)	
2000-01	Memphis	21-15	10-6	C-USA	2nd (National)	1-1	4-1	NIT Final Four (3rd Place)
2001-02	Memphis	27-9	12-4	C-USA	1st (National)	0-1	5-0	NIT Champion
2002-03	Memphis	23-7	13-3	C-USA	1st (National)	1-1	0-1	NCAA Rd of 64
2003-04	Memphis	22-8	12-4	C-USA	T-1st	0-1	1-1	NCAA Rd of 32
2004-05	Memphis	22-16	9-7	C-USA	T-6th	3-1	3-1	NIT Final Four
2005-06	Memphis	33-4	13-1	C-USA	1st	3-0 Won	3-1	NCAA Elite 8
2006-07	Memphis	33-4	16-0	C-USA	1st	3-0 Won	3-1	NCAA Elite 8
2007-08	Memphis	38-2	16-0	C-USA	1st	3-0 Won	5-1	NCAA Runner-Up
2008-09	Memphis	33-4	16-0	C-USA	1st	3-0 Won	2-1	NCAA Sweet 16
9 YEARS		252-69 %	117-25 %	7 Titles	17-5	14-6/12-2	6 NCAAAs (1 Final Four, 4 Sweet 16s)	
2009-10	Kentucky	35-3	14-2	SEC	1st (East)	3-0 Won	3-1	NCAA Elite 8
2010-11	Kentucky	29-9	10-6	SEC	2nd (East)	3-0 Won	4-1	NCAA Final Four
2011-12	Kentucky	38-2	16-0	SEC	1st	2-1	6-0	NCAA CHAMPION
2012-13	Kentucky	21-12	12-6	SEC	T-2nd	0-1	0-1	NIT First Rd
2013-14	Kentucky	29-11	12-6	SEC	T-2nd	2-1	5-1	NCAA Runner-Up
2014-15	Kentucky	38-1	18-0	SEC	1st	3-0 Won	4-1	NCAA Final Four
2015-16	Kentucky	27-9	13-5	SEC	T-1st	3-0 Won	1-1	NCAA Rd of 32
2016-17	Kentucky	32-6	16-2	SEC	1st	3-0 Won	3-1	NCAA Elite 8
2017-18	Kentucky	26-11	10-8	SEC	T-4th	3-0 Won	2-1	NCAA Sweet 16
2018-19	Kentucky	30-7	15-3	SEC	T-2nd	1-1	3-1	NCAA Elite 8
2019-20	Kentucky	25-6	15-3	SEC	1st	\$	\$	\$ - Postseason Canceled
2020-21	Kentucky	9-16	8-9	SEC	8th	0-1	--	--
2021-22	Kentucky	26-8	14-4	SEC	T-2nd	1-1	0-1	NCAA Rd of 64
2022-23	Kentucky	22-12	12-6	SEC	3rd	0-1	1-1	NCAA Rd of 32
2023-24	Kentucky	23-10	13-5	SEC	T-2nd	0-1	0-1	NCAA Rd of 64
15 YEARS		410-122	200-65	6 Titles	24-8	32-11/0-1	12 NCAAAs (1 Title, 4 Final 4s, 8 Sweet 16s)	
CAREER		32 YEARS	855-262 %	406-131 %	18 Titles	15 Titles	1 Title	

NOTES: reflects his on-court records

COMPARING COACH CALIPARI CAREER VS ARKANSAS ALL-TIME HISTORY

	CALIPARI CAREER 32 yrs overall - (15 yrs SEC)		ARKANSAS HISTORY 101 yrs overall - (33 yrs SEC)	
National Championships	1	(1 SEC)	1	(1 SEC)
National Runners-Up	2	(1 SEC)	1	(1 SEC)
Final Fours	6	(4 SEC)	6	(2 SEC)
Elite 8	12	(7 SEC)	11	(4 SEC)
Sweet 16	15	(8 SEC)	14	(7 SEC)
All-Americans	24	(14 SEC)	33	(11 SEC)
NCAA Berths	23	(12 SEC)	36	(18 SEC)
NBA Draft Picks	61	(50 SEC)	44	(17 SEC)
NBA 1st Rd Picks	43	(37 SEC)	15	(10 SEC)
Conference Regular-Season Titles	18	(6 SEC)	26	(4 SEC)
Conference Tourney Titles	15	(6 SEC)	7	(1 SEC)
Record as #1 Team	110-13	(69-8)	16-4	(15-3)
Record as a Top 5 Team	299-37	(162-24)	109-23	(43-7)
Record vs #1 Team	6-6	(3-3)	3-11	(2-6)
Record in Top 25 Matchups	89-67	(60-40)	48-51	(28-29)

CALIPARI BY THE NUMBERS

- 1 NCAA National Championship
 - 1 NIT Championship
 - 3 NCAA National Title Games
 - 6 NCAA Final Fours (4 NIT Final Fours)
 - 12 NCAA Elite 8's
 - 15 NCAA Sweet 16's
 - 15 Conference Tournaments Titles Won
 - 18 Regular Season Conference Titles Won or Shared
 - 23 NCAA Tournament Berths
 - 29 Combined NCAA and NIT Berths
 - 72.2 winning percentage (57-22) in NCAA Tourney
 - 78.4 winning percentage (58-16) in Conference Tourneys
 - 130 Total Postseason Wins (130-42 - 75.6%)
- ^ Including Conference Tourneys, NIT and NCAA

CAREER	33 YRS	OVERALL	H	A	N	CONF.	H	A
- UMass	8 YRS	193-71	86-14	54-42	53-15	91-41	54-11	37-30
- UM	9 YRS	252-69	153-19	69-28	30-22	117-25	63-8	54-17
- UK	15 YRS	410-122	234-25	92-61	84-36	198-65	115-16	83-49
- ARK	1 YR	0-0	0-0	0-0	0-0	0-0	0-0	0-0

CALIPARI vs RANKED OPP

Vs. #1	Overall: 6-5	Home: 1-0	Away: 0-1	Neutral: 5-4
Vs. #2	Overall: 1-6	Home: 0-2	Away: 0-2	Neutral: 1-2
Vs. #3	Overall: 3-3	Home: 1-1	Away: 0-0	Neutral: 2-2
Vs. #4	Overall: 5-6	Home: 1-0	Away: 3-3	Neutral: 1-3
Vs. #5	Overall: 7-5	Home: 2-1	Away: 2-0	Neutral: 3-4
Vs. #6	Overall: 5-6	Home: 3-1	Away: 0-1	Neutral: 2-4
Vs. #7	Overall: 5-6	Home: 1-0	Away: 1-3	Neutral: 3-3
Vs. #8	Overall: 7-1	Home: 4-0	Away: 1-0	Neutral: 2-1
Vs. #9	Overall: 6-9	Home: 1-1	Away: 1-2	Neutral: 4-6
Vs. #10	Overall: 4-2	Home: 3-0	Away: 1-2	Neutral: 0-0
Vs. #11	Overall: 3-8	Home: 1-4	Away: 0-3	Neutral: 2-1
Vs. #12	Overall: 6-0	Home: 3-0	Away: 0-0	Neutral: 3-0
Vs. #13	Overall: 8-4	Home: 3-1	Away: 1-1	Neutral: 4-2
Vs. #14	Overall: 3-6	Home: 0-0	Away: 1-3	Neutral: 2-0
Vs. #15	Overall: 4-4	Home: 1-2	Away: 1-1	Neutral: 2-1
Vs. #16	Overall: 5-3	Home: 1-0	Away: 2-1	Neutral: 2-2
Vs. #17	Overall: 4-1	Home: 1-0	Away: 1-1	Neutral: 2-0
Vs. #18	Overall: 3-4	Home: 1-0	Away: 2-3	Neutral: 0-1
Vs. #19	Overall: 5-4	Home: 0-1	Away: 1-2	Neutral: 4-1
Vs. #20	Overall: 2-3	Home: 0-0	Away: 0-1	Neutral: 2-2
Vs. #21	Overall: 7-3	Home: 3-0	Away: 1-3	Neutral: 3-0
Vs. #22	Overall: 6-3	Home: 3-1	Away: 1-0	Neutral: 2-2
Vs. #23	Overall: 4-3	Home: 1-0	Away: 1-3	Neutral: 2-0
Vs. #24	Overall: 0-0	Home: 0-0	Away: 0-0	Neutral: 0-0
Vs. #25	Overall: 4-1	Home: 4-0	Away: 0-1	Neutral: 0-0
TOTALS	Overall: 113-96	Home: 39-15	Away: 21-37	Neutral: 53-44
- UMass	Overall: 19-12	Home: 4-1	Away: 4-4	Neutral: 11-7
- UM	Overall: 20-33	Home: 10-6	Away: 3-12	Neutral: 7-15
- UK	Overall: 74-51	Home: 25-8	Away: 14-21	Neutral: 35-22

CALIPARI as RANKED OPP

As #1	Overall: 110-13	Home: 50-4	Away: 32-4	Neutral: 28-5
As #2	Overall: 63-4	Home: 28-0	Away: 12-1	Neutral: 23-3
As #3	Overall: 41-4	Home: 27-0	Away: 6-1	Neutral: 8-3
As #4	Overall: 36-10	Home: 23-2	Away: 6-4	Neutral: 7-4
As #5	Overall: 49-6	Home: 24-2	Away: 10-1	Neutral: 15-3
As #6	Overall: 18-8	Home: 9-1	Away: 7-5	Neutral: 2-2
As #7	Overall: 17-5	Home: 6-0	Away: 5-0	Neutral: 6-5
As #8	Overall: 40-6	Home: 21-1	Away: 10-3	Neutral: 9-2
As #9	Overall: 17-3	Home: 9-0	Away: 5-1	Neutral: 3-2
As #10	Overall: 20-12	Home: 17-3	Away: 2-7	Neutral: 1-2
As #11	Overall: 21-6	Home: 10-0	Away: 5-3	Neutral: 6-3
As #12	Overall: 19-7	Home: 9-1	Away: 7-2	Neutral: 3-4
As #13	Overall: 16-5	Home: 12-0	Away: 2-3	Neutral: 2-2
As #14	Overall: 16-4	Home: 9-1	Away: 5-2	Neutral: 2-1
As #15	Overall: 12-0	Home: 5-0	Away: 4-0	Neutral: 3-0
As #16	Overall: 19-4	Home: 12-0	Away: 2-4	Neutral: 5-0
As #17	Overall: 12-8	Home: 6-2	Away: 3-4	Neutral: 3-2
As #18	Overall: 22-6	Home: 12-1	Away: 6-3	Neutral: 4-2
As #19	Overall: 12-5	Home: 9-0	Away: 1-4	Neutral: 2-1
As #20	Overall: 12-5	Home: 8-0	Away: 3-3	Neutral: 1-2
As #21	Overall: 4-2	Home: 2-0	Away: 1-2	Neutral: 1-0
As #22	Overall: 19-3	Home: 12-1	Away: 6-2	Neutral: 1-0
As #23	Overall: 10-6	Home: 6-2	Away: 2-2	Neutral: 2-2
As #24	Overall: 6-4	Home: 4-1	Away: 0-1	Neutral: 2-2
As #25	Overall: 4-5	Home: 3-1	Away: 0-3	Neutral: 1-1
TOTALS	Overall: 615-141	Home: 333-23	Away: 142-65	Neutral: 140-53
- UMass	Overall: 110-22	Home: 41-3	Away: 28-11	Neutral: 41-8
- UM	Overall: 148-25	Home: 85-4	Away: 39-7	Neutral: 24-14
- UK	Overall: 357-94	Home: 207-16	Away: 75-47	Neutral: 75-31



CALIPARI VS. ALL OPPONENTS

Opponent	Overall	at ARK	Opponent	Overall	at ARK
Abilene Christian	1-0	-	Kentucky	2-4	-
Alabama	20-7	-	La Salle	3-0	-
Alabama-Birmingham (UAB)	15-3	-	Lafayette (Pa.)	1-0	-
Albany	2-0	-	Lamar	5-0	-
Arizona	1-1	-	LIU-Brooklyn	1-0	-
Arizona State	2-1	-	Lipscomb	1-0	-
Arkansas	16-9	-	Long Beach State	1-0	-
Arkansas-Little Rock	3-0	-	Louisiana State (LSU)	15-5	-
Arkansas-Pine Bluff	1-0	-	Louisiana Tech	1-1	-
Arkansas State	4-0	-	Louisville	19-8	-
Auburn	15-6	-	Loyola (Md.)	1-0	-
Austin Peay	6-1	-	Manhattan	2-0	-
Baylor	1-2	-	Marist	2-0	-
Bellarmine	1-0	-	Marquette	3-1	-
Belmont	2-0	-	Marshall	7-0	-
Boise State	1-0	-	Maryland	5-3	-
Boston	7-1	-	Maryland-Eastern Shore	0-0	-
Boston College	2-0	-	Massachusetts	1-0	-
Bradley	1-0	-	Massachusetts-Lowell	2-1	-
Bucknell	1-0	-	Memphis	1-0	-
Buffalo	3-0	-	Miami (Fla.)	1-1	-
BYU	1-0	-	Miami (Ohio)	2-0	-
Cal State-Northridge	1-0	-	Michigan	2-0	-
Canisius	1-0	-	Michigan State	3-2	-
Central Arkansas	0-0	-	Middle Tennessee	3-0	-
Central Connecticut State	2-0	-	Milwaukee	1-0	-
Central Florida (UCF)	5-0	-	Mississippi (Ole Miss)	19-5	-
Central Michigan	1-0	-	Mississippi State	20-1	-
Charlotte	2-3	-	Mississippi Valley State	1-0	-
Chattanooga	2-0	-	Missouri	12-5	-
Christian Brothers	2-0	-	Monmouth	2-0	-
Cincinnati	6-7	-	Montana State	1-0	-
Cleveland State	4-0	-	Morehead State	3-0	-
Coastal Carolina	1-0	-	Mount St. Mary's	2-0	-
Colorado	1-1	-	Murray State	1-0	-
Colorado State	0-1	-	Nevada	1-0	-
Columbia	1-0	-	New Hampshire	5-0	-
Connecticut	2-5	-	New Mexico	1-0	-
Coppin State	1-0	-	New Mexico State	1-0	-
Cornell	1-0	-	New Orleans	1-0	-
Dartmouth	1-0	-	NJIT	1-0	-
Davidson	1-0	-	North Carolina	9-4	-
Dayton	1-0	-	UNC Asheville	2-0	-
DePaul	4-2	-	UNC Greensboro	2-0	-
Detroit	1-0	-	UNC-Wilmington	1-1	-
Drexel	2-0	-	North Carolina A&T	0-0	-
Duke	1-4	-	North Carolina State	1-0	-
Duquesne	13-4	-	North Dakota	1-0	-
East Carolina	7-0	-	North Florida	2-0	-
East Tennessee State	4-0	-	North Texas	1-0	-
Eastern Kentucky	4-0	-	Northeastern	3-1	-
Eastern Michigan	2-0	-	Northern Kentucky	2-0	-
Evansville	0-1	-	Northwestern State	1-0	-
Fairfield	1-0	-	Notre Dame	2-3	-
Fairleigh Dickinson	1-0	-	Oakland	1-1	-
Florida	25-10	-	Ohio	1-0	-
Florida A&M	1-0	-	Ohio State	1-3	-
Florida State	1-1	-	Oklahoma	5-1	-
Florida Tech	0-1	-	Oklahoma State	0-2	-
Fordham	5-0	-	Old Dominion	2-0	-
Fort Wayne	1-0	-	Oral Roberts	1-0	-
Furman	1-0	-	Oregon State	1-0	-
George Mason	1-0	-	Pacific	0-0	--
George Washington	8-9	-	Penn	4-0	-
Georgetown	2-1	-	Penn State	4-4	-
Georgia	22-4	-	Pepperdine	1-0	-
Georgia Tech	2-2	-	Pittsburgh	2-1	-
Gonzaga	4-2	-	Portland	3-0	-
Grand Canyon	1-0	-	Princeton	2-0	-
Hampton	1-0	-	Providence	4-1	-
Hartford	2-0	-	Purdue	2-1	-
Harvard	2-0	-	Radford	1-0	-
High Point	1-0	-	Rhode Island	16-2	-
Hofstra	1-0	-	Rice	4-0	-
Holy Cross	4-1	-	Richmond	1-1	-
Houston	17-3	-	Rider	1-0	-
Howard	2-0	-	Robert Morris	2-1	-
Illinois	1-1	-	Rutgers	11-4	-
Illinois-Chicago (UIC)	1-0	-	Saint Louis	4-3	-
Illinois State	2-0	-	Saint Peter's	0-1	-
Indiana	3-2	-	Sam Houston State	1-0	-
Iowa	0-1	-	Samford	3-0	-
Iowa State	2-0	-	Santa Clara	1-0	-
Jackson State	2-0	-	Savannah State	1-0	-
Kansas	5-9	-	Seton Hall	1-1	-
Kansas State	2-2	-	Siena	4-0	-
Keene State	1-0	-	South Carolina	16-6	-

Opponent	Overall	at ARK	Opponent	Overall	at ARK
South Carolina State	1-0	-	Tennessee	22-16	-
South Florida (USF)	10-1	-	Tennessee-Martin	5-0	-
Southern	1-0	-	Tennessee State	1-0	-
Southern Cal	2-0	-	Tennessee Tech	1-0	-
SMU	7-0	-	Texas	2-2	-
South Connecticut	1-0	-	Texas-Arlington	3-0	-
Southeastern Louisiana	3-0	-	Texas-El Paso (UTEP)	5-0	-
Southern Illinois	1-0	-	Texas-San Antonio (UTSA)	0-0	--
Southern Miss	15-4	-	Texas A&M	12-5	-
Southwest Texas St.	1-0	-	Texas A&M-Commerce	1-0	-
St. Bonaventure	17-1	-	Texas Tech	1-0	-
St. John's	1-0	-	Towson	1-0	-
Saint Joseph's	16-5	-	Troy	1-0	-
Saint Mary's College	1-0	-	Tulane	16-0	-
Saint Peter's	1-0	-	Tulsa	11-1	-
Stanford	3-2	-	UCLA	4-5	-
Stephen F. Austin	1-0	-	Utah	2-2	-
Stonehill	1-0	-	Utah Valley	2-0	-
Stony Brook	1-0	-	Valparaiso	1-0	-
Syracuse	3-2	-	Vanderbilt	27-6	-
TCU	7-1	-	Vermont	3-0	-
Temple	13-11	-	Villanova	2-0	-
Tennessee	22-16	-	Virginia	0-1	-
Tennessee-Martin	5-0	-	VMI	1-0	-
Tennessee State	1-0	-	Virginia Tech	3-0	-
Tennessee Tech	1-0	-	Wake Forest	2-1	-
Texas	2-2	-	Washington	1-0	-
Texas-Arlington	3-0	-	West Virginia	13-7	-
Texas-El Paso (UTEP)	5-0	-	Western Kentucky	3-0	-
Texas-San Antonio (UTSA)	0-0	--	Wichita State	2-0	-
Texas A&M	12-5	-	Winthrop	3-0	-
Texas A&M-Commerce	1-0	-	Wisconsin	1-1	-
Texas Tech	1-0	-	Wofford	2-0	-
Towson	1-0	-	Wright State	1-0	-
Troy	1-0	-	Xavier	2-2	-
Tulane	16-0	-	Yale	2-0	-
Tulsa	11-1	-	Totals	855-262	0-0
UCLA	4-5	-			
Utah	2-2	-			
Utah Valley	2-0	-			
Valparaiso	1-0	-			
Vanderbilt	27-6	-			
Vermont	3-0	-			
Villanova	2-0	-			
Virginia	0-1	-			
VMI	1-0	-			
Virginia Tech	3-0	-			
Wake Forest	2-1	-			
Washington	1-0	-			
West Virginia	13-7	-			
Western Kentucky	3-0	-			
Wichita State	2-0	-			
Winthrop	3-0	-			
Wisconsin	1-1	-			
Wofford	2-0	-			
Wright State	1-0	-			
Xavier	2-2	-			
Yale	2-0	-			

CAL AT SEC ARENAS

	TOT	MASS	UM	UK	ARK
Coleman Coliseum	5-5	0-0	1-0	4-5	0-0
Bud Walton Arena	8-5	0-0	1-1	7-4	(0-0)
Neville Arena *	4-6	0-0	0-0	4-6	0-0
O'Connell Center	10-5	0-0	0-0	10-5	0-0
Stegman Coliseum	7-4	0-0	0-0	7-4	0-0
Rupp Arena	0-1	0-1	0-0	(248-26)	0-0
Maravich Center	6-4	0-0	0-0	6-4	0-0
Black Pavilion #	3-1	0-0	0-0	3-1	0-0
Humphrey Coliseum	9-0	0-0	0-0	9-0	0-0
Mizzou Arena *	4-2	0-0	0-0	4-2	0-0
Lloyd Noble Center	1-1	1-1	0-0	0-0	0-0
Colonial Life Arena	5-6	0-0	0-0	5-6	0-0
Thompson-Boling Arena	9-9	0-0	1-2	8-7	0-0
Moody Center	0-0	0-0	0-0	0-0	0-0
Reed Arena	6-3	0-0	0-0	6-3	0-0
Memorial Gym	13-2	0-0	0-0	13-2	0-0
	90-54	1-2	3-3	86-49	0-0

* AUB Beard-Eaves-Memorial
OM Tad Smith Coliseum
* MZ Hearnes Center

#LaFamilia NBA Awards

NBA PLAYER OF THE YEAR	2017 Anthony Davis (2nd)
2011 Derrick Rose	2018 Anthony Davis (1st)
2019 Eric Bledsoe (1st)	2019 Anthony Davis (1st)
NBA ROOKIE OF THE YEAR	2020 Anthony Davis (1st)
2009 Derrick Rose	2020 Eric Bledsoe (2nd)
2010 Tyreke Evans	2021 Bam Adebayo (2nd)
2016 Karl-Anthony Towns	2021 Bam Adebayo (2nd)
2022 Bam Adebayo (2nd)	2022 Bam Adebayo (2nd)
NBA DEFENSIVE PLAYER OF THE YEAR	2023 Bam Adebayo (2nd)
2007 Marcus Camby	2024 Anthony Davis (1st)
2024 Bam Adebayo (1st)	
NBA MOST IMPROVED PLAYER	
2021 Julius Randle	
2024 Tyrese Maxey	
NBA SIXTH MAN OF THE YEAR	
2022 Tyler Herro	
NBA CLUTCH PLAYER OF THE YEAR	
2023 De'Aaron Fox	
NBA CARES COMMUNITY ASSIST AWARD	
2021 Devin Booker	
2017 DeMarcus Cousins (offseason)	
2016 John Wall	
NBA SOCIAL JUSTICE CHAMPION	
2024 Karl-Anthony Towns	
NBA SPORTSMANSHIP AWARD	
2024 Tyrese Maxey	
NBA CHAMPION	
2020 Anthony Davis	
2023 Jamal Murray	
ALL-NBA TEAM	
2011 Derrick Rose (1st)	
2012 Derrick Rose (1st)	
2015 Anthony Davis (1st)	
DeMarcus Cousins (2nd)	
2016 DeMarcus Cousins (2nd)	
2017 Anthony Davis (1st)	
John Wall (3rd)	
2018 Anthony Davis (1st)	
Karl-Anthony Towns (3rd)	
2020 Anthony Davis (1st)	
2021 Julius Randle (2nd)	
2022 Devin Booker (1st)	
Karl-Anthony Towns (3rd)	
2023 Shai Gilgeous-Alexander (1st)	
De'Aaron Fox (3rd)	
Julius Randle (3rd)	
2024 Shai Gilgeous-Alexander (1st)	
Anthony Davis (2nd)	
Devin Booker (3rd)	
ALL-NBA ROOKIE TEAM	
1997 Marcus Camby (1st) 1997	
2010 Tyreke Evans (1st)	
Derrick Rose (1st)	
2011 DeMarcus Cousins (1st)	
John Wall (1st)	
Eric Bledsoe (2nd)	
2012 Brandon Knight (1st) 2012	
2013 Anthony Davis (1st)	
Michael Kidd-Gilchrist (2nd)	
2015 Nerlens Noel (1st)	
2016 Karl-Anthony Towns (1st)	
Devin Booker (1st)	
Willie Cauley-Stein (2nd)	
2017 Jamal Murray (2nd)	
2019 Shai Gilgeous-Alexander (2nd)	
2020 Tyler Herro (2nd)	
PJ Washington (2nd)	
2021 Immanuel Quickley (2nd)	
2024 Cason Wallace (2nd)	
ALL-NBA DEFENSIVE TEAM	
2005 Marcus Camby (2nd)	
2006 Marcus Camby (2nd)	
2007 Marcus Camby (1st)	
2008 Marcus Camby (1st)	
2015 Anthony Davis (2nd)	
John Wall (2nd)	

ALL-STAR GAME MVP

2017 Anthony Davis

RIISING STARS CHALLENGE MVP

2010 Tyreke Evans
2011 John Wall
2017 Jamal Murray

SLAM DUNK CONTEST WINNER

2014 John Wall
2019 Hamidou Diallo

3-POINT CONTEST WINNER

2018 Devin Booker
2022 Karl-Anthony Towns

SKILLS CHALLENGE WINNER



KENNY PAYNE

*Associate Head Coach • 1st Year at Arkansas
Louisville, 2003*

Kenny Payne, who brings nearly 20 years of coaching experience on the collegiate and professional levels, was named associate head coach to the Razorback coaching staff in April 2024.

A former Louisville Cardinal basketball great and first round NBA selection, Payne spent the past two seasons (2022-24) as head coach at his alma mater. He has additionally served as an assistant coach with the NBA's New York Knicks as well as spending 15 years as a college assistant or associate head coach with both the University of Oregon and the University of Kentucky.

Payne has been a part of successful teams while on staff with the Knicks, Wildcats and Ducks. The Knicks posted a 41-31 record in 2020-21, finishing fourth in NBA Eastern Conference. In his 10 years at Kentucky, he helped the Wildcats win the 2012 NCAA Championship, play for the 2014 NCAA Championship, advance to four Final Fours, reach a total of eight Sweet 16s, win six SEC Tournament titles and had 41 players drafted including 31 first round selections. At Oregon, the Ducks won the 2007 PAC-10 Championship and went to two NCAA Tournaments, including an Elite 8 berth in 2007.

For his contributions, Payne was honored in the A STEP UP Assistant Coaches Hall of Fame Class of 2020 for his track record of success, outstanding and significant contributions to the game, as well as his high character, integrity and respect among colleagues.

Payne, who served as associate head coach at Kentucky from 2014-20, played a key role in assembling 11 impressive recruiting classes while at Kentucky, all of which were among the nation's top three and five that were recognized as the No. 1 class, plus he helped gather a top 20 class at Oregon. As head coach at Louisville, his 2023 recruiting class was ranked in the top six nationally by both Rivals and 247Sports.

He has been nationally recognized for player development. In Payne's 10 years at Kentucky, the Wildcats had a player selected in the NBA Draft lottery and had multiple players picked in the first round in every year, including two overall No. 1 selections. In addition, three Oregon players were selected in the first and second rounds of the NBA Draft in Payne's time there.

As a student-athlete at UofL, Payne scored 1,083 points in his four years (1985-86), connecting on 40.1 percent of his career three-point goals (85-of-212, fourth-highest in UofL history). He was a member of Louisville's 1986 NCAA Championship team as a freshman and during his collegiate career, Louisville participated in three NCAA Sweet 16s and won three Metro Conference championships and three Metro tournament titles while posting a combined 98-41 record.

As a senior playing under Hall of Fame Coach Denny Crum, Payne averaged 14.5 points and 5.7 rebounds and was named to the All-Metro Conference second team as Louisville posted a 24-9 record and reached the NCAA Sweet 16.

He was selected in the first round of the 1989 NBA Draft with the 19th overall pick by the Philadelphia 76ers, where he played four seasons (1989-93). He continued to play professional basketball abroad and in the Continental Basketball Association until 2000, with stops

at the CBA Tri-Cities (Washington) and with teams in Italy, Japan, Brazil, the Philippines, Cypress, China, Argentina and Australia.

Payne earned a Bachelor of Science degree in sport administration from Louisville in 2003.

He and his wife, Michelle, have two children: Alexis and Alexander (Zan), who played on the UofL basketball team.

PAYNE FILE

Born: Nov. 25, 1966, in Laurel, Miss.

Hometown: Laurel, Miss. (Northeast Jones HS)

Collegiate Playing Career: Louisville (1985-89)

Alma Mater: Louisville '03 (Sport Administration)

Wife, Michelle. Children: Alexis and Alexander (Zan)

COACHING CAREER

2004-09 Oregon (Assistant Coach)

2010-14 Kentucky (Assistant Coach)

2014-20 Kentucky (Associate Head Coach)

2020-22 New York Knicks (Assistant Coach)

2022-24 Louisville (Head Coach)

2024-pres. Arkansas (Associate Head Coach)





CHIN COLEMAN

*Associate Head Coach • 1st Year at Arkansas
 Lamar, 1997*

Ronald “Chin” Coleman was named associate head coach to the Razorback staff on May 1, 2024.

In his 13 years as a collegiate coach, he has built his reputation as having a relationship-driven focus that has forged success on the court with his players and on the recruiting trail. With that, Coleman is recognized as

one of the top assistant coaches in the country.

Prior to Arkansas, Coleman served on Calipari’s staff at Kentucky for three seasons (2021-24).

In his first season in Lexington, Coleman helped in the development of guards Sahvir Wheeler, who was a Bob Cousy finalist and led the Southeastern Conference in assists per game, as well as TyTy Washington Jr., who set the UK single-game record with 17 assists against Georgia. Coleman aided in the development of guards Cason Wallace and Antonio Reeves in 2022-23. Reeves became the 2023 Southeastern Conference Co-Sixth Man of the Year and Wallace ranked among league leaders in assists per game, assist-to-turnover ratio and steals per game. In 2023-24, Reeves earned All-American honors while freshmen Reed Sheppard and Robb Dillingham were tabbed SEC Freshman of the Year and Sixth Man of the Year, respectively, as well as both being named to the SEC All-Freshman Team.. Also part of that 2023-24 freshman class was D.J. Wagner, who was named to the SEC All-Freshman team, and Justin Edwards, one of the top three recruits in the country.

Coleman was instrumental in the development of Ayo Dosunmu, one of the country’s best point guards at Illinois. Under Coleman’s guidance, Dosunmu raked in dozens of national and conference honors, including USA Today National Player of the Year, Bob Cousy Point Guard of the Year and NCAA Consensus All-America First Team honors. He averaged 20.1 points and 5.3 assists per game to lead Illinois to a No. 1 seed in the NCAA Tournament.

With Coleman on the bench, Illinois posted back-to-back 20-win seasons the last two years for the first time since the 2012-13 and 2013-14 seasons and finished second in the Big Ten in 2021. With Coleman serving as a defensive coordinator in 2020-21, the Illini finished seventh in the country in the Ken Pomeroy’s adjusted defensive rankings and hovered around the top spot for much of the season.

Prior to Illinois, Coleman served two years as an assistant coach under then-head coach Steve McClain at UIC. The Flames underwent a remarkable turnaround in Coleman’s two seasons on staff, winning 17 games in 2016-17, a 12-win increase over the previous season.

At UIC, Coleman helped recruit and develop Dikembe Dixson, who was named the 2016 Horizon League Freshman of the Year and earned a spot on the All-Horizon League Team after setting the league’s scoring record by a freshman. During his first season with the Flames, Coleman was key in the development of sophomore Tai Odiase, one of the top rim protectors in the country. Odiase led all NCAA Division I players with 3.23 blocks per game during the regular season and was named to the Horizon League All-Defensive Team.

Coleman was at Bradley for three seasons before UIC and was elevated to assistant head coach in his final season in 2014-15. In his first year with the Braves, Coleman helped BU to its first winning record in three seasons.

Prior to his time at Bradley, he was an assistant coach at Colorado State under then-head coach Tim Miles. The following season, Miles brought Coleman with him to Nebraska as the Director of Player Development.

In his lone season at Colorado State, Coleman helped pilot the 2011-12 Rams to their first 20-win campaign in 14 years and their first NCAA Tour-

namment berth since the 2003 season. CSU featured three All-Mountain West players that season, including first-team pick Wes Elkmeier.

Before entering the college ranks, Coleman served as head coach of the Chicago-based Mac Irvin Fire AAU squad from 2005 to 2011. Coleman laid the foundation for Mac Irvin Fire into becoming one of the premier AAU teams in the country.

Coleman also coached Illinois prep hoops for Benjamin E. Mays Academy and Whitney Young High School in Chicago. In 2006, he directed Mays to a perfect 35-0 record and a District 299 City Championship. He then moved back home to lead Whitney Young as the associate head coach, and from 2007 to 2011, Whitney Young finished in the top 25 nationally for four consecutive seasons, including an Illinois High School Association title in 2009.

The Chicago native played high school ball at Chicago’s South Shore Career Academy before competing collegiately for Weber State and Lamar. Coleman spent his first season at Weber State and appeared in 25 games as a true freshman. During his three seasons at Lamar, Coleman led the Cardinals in scoring all three seasons and earned three consecutive All-Sun Belt First Team honors. His 1,316 points was the 10th-best mark in Lamar school history at the conclusion of his career.

Coleman played seven seasons of professional basketball, including stints with the Houston Rockets and the Grand Rapid Hoops in the Continental Basketball Association, a professional basketball minor league. He also competed overseas in Finland and in Latvia’s top league before returning to the United States to begin his coaching career.

Coleman earned a bachelor’s degree in applied arts and science from Lamar in 1997.

He and his wife, Angela, have a daughter, Rahni.

COLEMAN FILE

Born: in Chicago, Ill.

Hometown: Chicago, Ill. (South Shore HS)

Collegiate Playing Career: Weber State (1992-92) and Lamar (1994-97)

Alma Mater: Lamar ‘97 (Applied Arts and Sciences)

Family: Wife: Angela. Daughter: Rahni

COACHING CAREER

2011-12 Colorado State (Assistant Coach)

2012 Nebraska (Director of Player Development)

2012-15 Bradley (Assistant Coach)

2015-17 UIC (Assistant Coach)

2017-21 Illinois (Assistant Coach)

2021-24 Kentucky (Assistant Coach)

2024-pres. Arkansas (Associate Coach)





CHUCK MARTIN

Assistant Coach/Recruiting Coordinator • 1st Year at Arkansas
Monmouth, 1993

Chuck Martin, who brings more than 20 years of collegiate coaching experience, was named assistant coach and recruiting coordinator to the Razorback staff on May 1, 2024.

Most recently, Martin served on Kentucky's staff as assistant coach and recruiting coordinator for the 2023-24 season. With the Wildcats, Martin provided strategies to help advance the program while offering additional counsel on all aspects of the program including recruiting, scouting, player development and special projects as assigned by the head coach. As recruiting coordinator, he managed official and unofficial visits and was responsible for all recruiting strategies for the program. His work paid off as Kentucky's recruiting Class of 2024 was ranked #2 in the nation.

Prior to Kentucky, Martin served as an assistant coach on Dana Altman's staff at Oregon (2022-23), where he worked with first team All-Pac-12 pick N'Faly Dante and recruited the likes of McDonlad's All-American Kwame Evans Jr., and Jermaine Cousinard. For his efforts, he was named one of the 50 most impactful high major assistants.

Martin spent five seasons (2017-22) on staff at South Carolina, serving as assistant coach for four seasons and his final season as associate head coach. With the Gamecocks, Martin helped develop 2018 Southeastern Conference Co-Defensive Player of the Year and first team All-SEC selection Chris Silva, who played for the Miami Heat in the NBA Finals, along with 2019 SEC Sixth Man of the Year Hassani Gravett, A.J. Lawson (Dallas Mavericks) and Justin Minaya (Portland Trailblazers).

From 2014-17, Martin was an assistant coach at Indiana, where he helped the Hoosiers to two NCAA Tournament berths and a Big Ten championship in 2016, featuring the likes of future NBA pros Thomas Bryant and Ogugua "OG" Anunoby

Martin spent a year (2013-14) as a scout with the Oklahoma City Thunder after he was head coach at Marist from 2008-13.

Martin first worked with Coach Calipari as assistant coach at Memphis from 2006-08. While at Memphis, the Tigers went 71-6, reaching the 2008 NCAA Championship game and having three players, including first overall pick Derrick Rose, selected in the 2008 NBA Draft.

Martin also had prior stops as an assistant coach at St. John's (2004-06), Drexel (2001-04), UMass (2000-01) and Manhattan (1999-2000). At both Drexel and UMass, Martin served under current Razorback staffer and then head coach James "Bruiser" Flint.

Martin, who grew up in Bronx, N.Y., graduated from Monmouth with a bachelor's degree in communications.

He and his wife, Lee, are the parents of daughter Ashley-Monet and sons Jordan and Justin.

MARTIN FILE

Born: June 28, 1969, in San Juan, Puerto Rico

Hometown: Bronx, N.Y. (St. Raymond's HS)

Collegiate Playing Career: Champlain Junior College (1989-91); Monmouth (1991-93)

Alma Mater: Monmouth '93 (Communications)

Wife, Lee. Children: Ashley-Monet, Jordan and Justin

COACHING CAREER

1999-00	Manhattan College (Assistant Coach)
2000-01	UMass (Assistant Coach)
2001-04	Drexel (Assistant Coach)
2004-06	St. John's (Assistant Coach)
2006-08	Memphis (Assistant Coach)
2008-13	Marist (Head Coach)
2013-14	Oklahoma City Thunder (Scout)
2014-17	Indiana (Assistant Coach)
2017-21	South Carolina (Assistant Coach)
2021-22	South Carolina (Associate Head Coach)
2022-23	Oregon (Assistant Coach)
2023-24	Kentucky (Assistant Coach)
2024-pres.	Arkansas (Asst. Coach - Recruiting Coord.)



BRAD CALIPARI

Assistant Coach/Director of On-Court Player Development • 1st Year at Arkansas
Kentucky, 2019

Brad Calipari joined the Arkansas staff for the 2024-25 season and serves as assistant coach/director of on-court player development.

He came to Fayetteville after two seasons working in player development at Vanderbilt and Long Island.

Calipari was the director of on-court player development at Vanderbilt for the 2023-24 campaign. He helped Erza Manjon and Tyrin Lawrence rank among the top scorers in the SEC while Ven-Allen Lubin was one of the most improved players in the league.

In 2022-23, Calipari was the director of player development for Long Island University in Brooklyn. At LIU, Calipari worked alongside head coach Rod Strickland - an NBA veteran who made the transition to collegiate coaching.

Prior to his time in Brooklyn, Calipari was a graduate assistant for the Kentucky men's basketball program, earning his master's certifi-



icate in sports kinesiology in 2022.

As a student-athlete, Calipari began his career at Kentucky, suiting up for the Wildcats for his first three seasons (2016-19) on teams that made two Elite 8's and a Sweet 16. He played the final two seasons of his collegiate career at Detroit Mercy for the 2019-20 and 2020-21 seasons.

Calipari graduated from Kentucky in 2019 with a bachelor's degree in communications and media studies before earning a master's degree in liberal arts from Detroit Mercy in 2021.

CALIPARI FILE

Born: Nov. 11, 1996, in Franklin Lakes, N.J.
Hometown: Franklin Lakes, N.J. (MacDuffie (Mass.) School)
Collegiate Playing Career: Kentucky (2016-19); Detroit Mercy (2019-21)
Alma Mater: Kentucky '19 (Comm and Media Studies)

COACHING CAREER

2021-22 Kentucky (Graduate Assistant)
 2022-23 Long Island University
 (Director of Player Development)
 2023-24 Vanderbilt
 (Director of On-Court Player Development)
 2024-pres. Arkansas (Assistant Coach/Director of On-Court Player Development)



TYLER ULIS

*Basketball Assistant
 1st Year at Arkansas*

Tyler Ulis, the 2016 SEC Player of the Year and consensus first team All-American under current Razorback head coach John Calipari at Kentucky, is in his first year with the Razorbacks as a basketball assistant.

Ulis, who had his professional career cut short due to injury from a car accident, returned to Kentucky the past two seasons as a student assistant coach. His duties included all on-court activities including practices, individual workouts and film sessions, while assisting the staff with practice and game-plan preparation. Also, in the summer of 2024, Ulis served as head coach for the Kentucky-based "La Familia" team and led the squad to the TBT semifinal.

While playing at Kentucky, Ulis was one of the most decorated players in the country for the 2015-16 season, his second year with the Wildcats. He earned consensus first team All-American honors - being named to a total of nine All-American teams - and was the SEC Player of the Year. Ulis additionally won the Bob Cousy Award, presented annually to the nation's top point guard, was the SEC Defensive Player of the Year, tabbed first team All-SEC and was the SEC

Tournament MVP. He joined Anthony Davis to be the only player to win the SEC Player of the Year and Defensive Player of the Year honors in the same season. Ulis additionally was one of four finalists for the Naismith Trophy and one of 10 finalists for the Wooden Award.

On the court, he led the SEC and ranked seventh in the NCAA in assists (with a UK season record of 7.03 assists per game) while dishing out a UK single-season record of 246 helpers on the season. He also ranked sixth in the SEC in scoring (17.3 ppg), second in free throw percentage (.856), third in free throws made (167), seventh in double-doubles (8) and 10th in field goal percentage (.434) while leading the league in minutes (36:48 avg.).

As a freshman, Ulis was named to the 2015 SEC All-Freshman Team as he led the Wildcats and ranked ninth in the SEC in assists (3.6 avg. with a total of 135). Kentucky went 38-1 with its lone loss coming to Wisconsin in the 2015 Final Four.

Despite playing just two seasons, Ulis ranks 10th on the school's career assist list with 381.

After his sophomore season, Ulis entered the 2016 NBA Draft and was the 34th overall pick (second round) by the Phoenix Suns. He made an impact immediately with the franchise as he earned second team All-NBA Summer League honors. In his first NBA season (2016-17), Ulis averaged 7.3 points and 3.7 assists to finish 14th in the voting for the 10-man NBA All-Rookie team. He played 71 games in his second season (2017-18) with the Suns and averaged 7.8 points and 4.4 assists. In 2018, Ulis was signed by the Chicago Bulls. His final season of professional basketball was 2019-20 with the Stockton Kings.

Ulis was a McDonald's All-American in 2014, played in the Jordan Brand Classic, named third team USA Today All-American and was a consensus five-star while at Marian Catholic High School in Chicago Heights, Ill. He was a two-time All-State selection and finished among the top four in the Illinois Mr. Basketball voting twice.

Ulis, a native of Lima, Ohio, is continuing to complete his degree from Kentucky and is expected to graduate this coming December.

ULIS FILE

Born: Jan. 5, 1996, in Southfield, Mich.
Hometown: Chicago, Ill. (Marian Catholic)
Collegiate Playing Career: Kentucky (2014-16)

HONORS

2016 Consensus All-America
 2016 Bob Cousy Point Guard of the Year
 2016 USBWA District Player of the Year
 2016 SEC Player of the Year / 1st All-SEC (Coaches/Media)
 2016 SEC Defensive Player of the Year / All-Defensive Team
 2016 SEC Tournament MVP
 2015 SEC All-Freshman Team

NBA PLAYING CAREER

2016-18 Phoenix Suns
 2018 Chicago Bulls
 2019-20 Stockton Kings

COACHING CAREER

2021-22 Kentucky (Student Assistant Coach)
 2024-pres. Arkansas (Basketball Assistant)





BRUISER FLINT

*Special Assistant to the Head Coach
Saint Joseph's, 1987*

James "Bruiser" Flint, a former John Calipari assistant at UMass and Kentucky with more than 30 years of coaching experience at the head coach and assistant levels, joined the staff as the special assistant to the head coach for the 2024-25 season.

Flint was originally hired at Kentucky as an assistant coach from (2020-23). Then, in 2023-24, he was elevated to assistant to the head coach in 2023-24 where he was tasked with an increased role off the court in helping head coach John Calipari run the program. Flint, who played a key role in Kentucky's game management and Xs and Os as an assistant in 2020-21, has taken on an increased responsibility in game planning, scouting opponents, and helping Calipari formulate the team's approach in practices and in games.

A former member of Calipari's staff at UMass for seven seasons, Flint served the previous three seasons at Indiana under Archie Miller. He has 20 years of experience as a Division I head coach at Drexel (2002-16) and UMass (1996-01).

With a blue-collar background and an infectious personality, Flint is well-known in the college basketball fraternity for his success in both recruiting and developing players. His honest, engaging approach has been the consistent variable behind 20 successful seasons as a Division I head coach at Drexel and UMass, plus several prominent assistant coaching stops, including seven seasons at UMass under Calipari.

Flint won 331 games as a head coach during his 20 seasons at the helm at UMass and Drexel. Four times he was named Colonial Athletic Association Coach of the Year (2002, 2004, 2009 and 2012) and National Association of Basketball Coaches District Coach of the Year (1998, 2007, 2009 and 2012).

The Philadelphia native was a member of Calipari's staff at UMass from 1989-90 through the 1995-96 season, helping build a national program in Amherst, Massachusetts, after 11 straight losing seasons. With Calipari and Flint on staff, the Minutemen made five NCAA Tournament appearances, including the 1996 Final Four run, to go along with five Atlantic 10 regular-season and five A-10 Tournament titles.

Flint played a key role in the development of Marcus Camby, who won the John R. Wooden Award and the Naismith Trophy as the national player of the year in 1996. Camby was drafted No. 2 overall in the NBA Draft that spring.

After Calipari departed for the NBA, Flint took over the program for five seasons, including NCAA Tournament berths in the first two seasons. He also posted the best record of any first-year coach UMass in school history.

Following his stint in Amherst, Flint took the reins at Drexel, where he racked up more victories (245) than any other coach in school history over his 15 seasons. With stingy defenses and a culture of toughness, Flint set new standards at Drexel, leading the Dragons to 20 or more wins three times while recording at least 10 CAA wins in nine seasons.

During his tenure, Drexel featured the CAA Defensive Player of the Year on four occasions, 23 All-CAA selections, 12 members of the conference's All-Defensive Team, six players named to the league's All-Rookie Team and two CAA Rookies of the Year.

Flint's Dragons had a record-breaking season in 2011-12. His squad set a school record with 29 wins and won the CAA regular-season title,

going 16-2. The Dragons won a program-best 19 straight games and advanced to the CAA title game for the second time ever.

His teams were an unfriendly foe for some of the nation's top teams. In 2010-11, Drexel stunned No. 20 Louisville, handing the Cardinals their first-ever loss in the new KFC Yum! Center. The Dragons also defeated NCAA teams Old Dominion and VCU. In 2006-07, on its way to a 23-9 overall record, Drexel won 13 road games (tied for most in Division I). The Dragons won at Syracuse, Villanova and Creighton. Flint became the first coach in Drexel history ever to beat three Philadelphia Big 5 teams in one season.

At Indiana, as an assistant, Flint was part of a staff that produced the No. 11 recruiting class nationally in 2018 and 2020 (according to ES-PN's rankings), including signing Indiana Mr. Basketball winners Romeo Langford (2018) and Trayce Jackson-Davis (2019). Langford and Jackson-Davis were named McDonald's All-Americans and Langford was a lottery pick by the Boston Celtics.

In 2018-19, Indiana finished 20-12 and was poised to return to the NCAA Tournament before the COVID-19 Pandemic hit. The Hoosiers also finished with a winning record against nationally ranked teams with five victories, tied for seventh most in the country. The team also posted a 3.398 grade point average in the spring semester and a perfect 1.000 score on the NCAA's Academic Progress Rate for 2018-19.

Flint has enjoyed three coaching stints with USA Basketball, serving as an assistant in 2007 for the USA U-19 National Team in Serbia, an assistant in 2005 for the USA U-21 World Championship Team that went 7-1 in Argentina and first as a court coach prior to the Global Games.

He began his coaching career as an assistant coach at Coppin State (1988-89).

A 1987 Saint Joseph's graduate, Flint was a four-year letterwinner with the Hawks (183-87). He earned All-Atlantic 10 honors as a senior and led the Hawks to the 1986 A-10 championship and a berth in the NCAA Tournament as a junior. He was inducted into the Saint Joseph's Athletic Hall of Fame in 1998.

Flint has a daughter, Jada.

FLINT FILE

Born: July 23, 1965, in Philadelphia, Pa.
Hometown: Philadelphia, Pa. (Episcopal Academy)
Collegiate Playing Career: Saint Joseph's (1983-87)
Alma Mater: Saint Joseph's, 1987 (Financial Management)
Daughter: Jada

COACHING CAREER

1987-89	Coppin State (Assistant Coach)
1989-96	UMass (Assistant Coach)
1996-01	UMass (Head Coach)
2001-16	Drexel (Head Coach)
2017-20	Indiana (Assistant Coach)
2020-23	Kentucky (Assistant Coach)
2023-24	Kentucky (Assistant to the Head Coach)
2024-pres.	Arkansas (Special Assistant to the Head Coach)





CHRIS WOOLARD

*General Manager • 1st Year at Arkansas
UCLA, 1997*

Chris Woolard, a long-time associate of Coach Calipari, was named men's basketball general manager in May of 2024.

Woolard was on Kentucky's staff for 13 seasons and most recently served as associate athletics di-

rector for basketball operations. He also serves as the executive director for the Calipari Foundation.

Woolard brings a wealth of experience at both the school and conference levels. He is involved with all aspects of the program and has an active role as a liaison linking John Calipari with the basketball program, the University of Arkansas campus and throughout the state of Arkansas.

Since Woolard joined the program for the 2011-12 season, UK has won a national championship, been to three Final Fours, won five league championships, four conference tournament titles and been a part of unprecedented NBA Draft success.

Woolard joined the University of Kentucky staff after spending seven years at the Conference USA office, where he was the associate commissioner for sports services.

At C-USA, Woolard's responsibilities focused extensively on the men's basketball programs as an administrator and tournament director for the annual men's basketball championship. Woolard also served as the primary administrator for men's golf along with his duties to provide oversight to the entire C-USA Sports Services Department.

Prior to joining C-USA, Woolard spent a year in private business after working eight years in the college basketball coaching ranks.

He was an integral part of a highly successful Murray State men's basketball team from 1997-2003, serving as an assistant coach. During Woolard's time at Murray State, the Racers won three conference championships and made three NCAA appearances.

Woolard began his collegiate coaching career as a student assistant coach at UCLA. During his two years with the Bruins, UCLA made the NCAA Tournament both years, including an Elite 8 run in 1996-97.

Prior to finishing his college career at UCLA, he studied at Washington State for two years and played one season as a member of the varsity basketball team at Chapman University.

A native of Carbondale, Illinois, Woolard earned a bachelor's degree in history from UCLA in August 1997. He and his wife, Courtney, have two sons, Cooper and Case.



RILEY HALL

*Director of Operations
9th Year at Arkansas
Arkansas, 2016*

Riley Hall has served many functions in his 12 total years with the Razorbacks. After starting as a student-manager for the 2013-14 campaign, he spent two seasons as a graduate assistant (2016-18), three seasons as video coordi-

nator (2018-21) and three years as director of internal operations (2021-24) before being named director of basketball operations in the summer of 2024.

Hall has handled numerous administrative duties over his career. As director of basketball operations, Hall will handle the day-to-day operations of the program. execute all travel logistics for the team, arrange all team functions and meals, handle the budget and serve as the primary liaison for the program throughout the athletics department and the entire campus community. He works closely with Razorback marketing, ticketing, compliance and facilities. Hall will also continue to coordinate summer camps.

In his time with the program, Arkansas has reached three NCAA Sweet 16's, including back-to-back Elite 8's, in a total of six NCAA Tournament appearances while adding a pair of NIT berths. He has worked with numerous players that went on to play in NBA including Bobby Portis, Daryl Macon, Dusty Hannahs, Daniel Gafford, Isaiah Joe, Mason Jones, Jaylin Williams, Stanley Umude, Moses Moody, Anthony Black, Nick Smith Jr., Jordan Walsh and Ricky Council IV.

Prior to his stint as video coordinator and director of internal operations, Hall spent two seasons as a graduate assistant with the Razorback men's basketball program in 2017-18. His duties then included overseeing all student managers, supervising practice preparations, directing and sending mailouts for current and future recruits and reviewing film breakdown/scouting reports for potential opponents. Prior to coming on staff, Hall served as a student manager from 2013-16.

The Bryant native graduated from the University of Arkansas in May 2016 with a bachelor's in kinesiology. He completed his Master's in Recreation and Sports Management in 2018.

Hall married the former London Farrar on August 4, 2018. They are the parents of E.J., who was born in November of 2023.





RONNIE BREWER

*Director of Student-Athlete Development & Mid-South Recruiting
4th Year at Arkansas
Arkansas, 2015*

Razorback All-American and former NBA first-round draft pick Ronnie Brewer Jr., joined the Razorback men's basketball staff as recruiting coordinator on July 20, 2021. Two years later, prior to the 2023-24 campaign, he added assistant coach duties to his resume. Starting the 2024-25 season, Brewer will serve as the program's director of student-athlete development and Mid-South Recruiting.

In his current role, Brewer will work with the players in their personal and professional development as well as coordinate the team's community service efforts as he has been and continues to be entrenched in the Northwest Arkansas community.

Brewer made an immediate impact in his first year (2021-22) as the Razorbacks landed its best signing class in history - consensus #2 in the nation - with three five stars and all six being among the ESPN and SI top 100. Three of those - Anthony Black (#6), Nick Smith Jr. (#27) and Jordan Walsh (#38) - were "one-and-dones" and Arkansas was one of two programs with three players drafted in 2023 but the only school with two - much less three - taken inside the top 40. In year two in the role, Arkansas landed its fourth McDonald's All-American in two years in Baye Fall while Layden Blocker was a consensus top 40 recruit.

Brewer, the 14th pick in the 2006 NBA Draft by the Utah Jazz, spent 10 seasons playing professional basketball (2006-16). Brewer played three seasons (2006-10) with the Utah Jazz and played in the 2008 NBA Rookie-Sophomore Game. He was traded to the Memphis Grizzlies in January of 2010. He then signed with Chicago prior to the 2010-11 season and spent two seasons with the Bulls. Over the next two seasons, Brewer played with the New York Knicks (2012-13), Oklahoma City Thunder (2013), Houston Rockets (2013-14) and a second stint with the Bulls (2014). He ended his professional career playing one season (2015-16) with the Santa Cruz Warriors.

He scored 3,940 points in his NBA career with 1,427 rebounds and 828 assists. Highlights include him playing and starting a career-high 81 games while averaging a career-high 13.7 points, in 2008-09 with the Utah Jazz and playing 81 games in 2010-11 to help the Chicago Bulls post the best record in the NBA (62-20) and reach the Eastern Conference finals.

After his rookie season in the NBA, he started the Ronnie Brewer Foundation in 2007 to support communities in at-risk situations while promoting education, physical fitness, and the importance of working together as a team. He additionally organized annual summer basketball camps for the youth in Fayetteville and has created jobs in Farmington with his Brew Crew Transportation Trucking Company.

In 2009, Brewer was the recipient of the University of Arkansas' Silas Hunt Legacy Award, which recognizes African Americans for

their significant contributions to the community, state and nation.

After retiring from professional basketball and in addition to his Foundation and trucking company, Brewer has worked at Fayetteville High School with the boy's basketball team and a communications teacher as well as coaching the Woodz Elite U16 AAU basketball team. Brewer has also put his communications background to use by serving as host on sports radio talk shows in South Florida and Northwest Arkansas.

During his playing career at Arkansas, Brewer was a 2006 All-American, a two-time first team All-SEC selection (2005 and '06) and a two-time All-District pick (2005 and '06) by both the National Association of Basketball Coaches and the U.S. Basketball Writers Association.

Brewer ranks 16th on Arkansas' all-time scoring list with 1,416 - trailing his father and fellow NBA first-round pick Ron with 1,440 points - in his three seasons with the Razorbacks. He led the Razorbacks in steals in each of his three seasons, including leading the SEC in 2006 with 83, and ranks eighth on the school's all-time steals list. Brewer additionally led the Hogs in scoring, rebounding, field goals made and free throws made in both 2005 and 2006 while leading the team in assists and 3-point field goal percentage in 2005.

Born in Portland, Ore., Brewer grew up in Fayetteville and was inducted into Fayetteville High School's Hall of Greats in 2017. While with the Purple Bulldogs, he was selected Mr. Basketball in Arkansas as a senior in 2003. He broke Corliss Williamson's conference scoring record as a senior and averaged 25 points, nine rebounds and six assists that season.

Although he only played three seasons for the Razorbacks (2004-06), Brewer received his degree in journalism from Arkansas in 2015.





KEVIN BUTTY

Video Coordinator
1st Year at Arkansas
San Diego State, 2020

Kevin Butty (pronounced like buddy) joined the Razorbacks staff in May of 2024 as the video coordinator. This past season (2023-24), Butty was Kentucky’s video coordinator and he has additionally worked with the Rio Grande Valley Vipers, Los Angeles Lakers and San Diego State Aztecs. Prior to Kentucky, Butty spent one season (2022-23) with Rio Grande Valley in the NBA G League as a video coordinator and also as a member of the player development staff. Butty was the lead scout for all opponents, while also contributing video analysis and assisting in player development.

Additionally, Butty has been a coaching associate with the Los Angeles Lakers (2021-22). He was involved in all areas of scouting for the Lakers, as well as assisting with on-court development.

As a two-year graduate assistant with San Diego State’s men’s basketball team, Butty served as a member of the coaching staff and focused primarily on on-court player development which included working with Jalen McDaniels and All-American Malachi Flynn. Both of whom were NBA Draft selections. San Diego State concluded the 2019-20 ranking No. 4 in the country with a 30-2 overall record.

Butty is a two-time graduate of San Diego State. He earned a master’s degree in liberal arts and sciences in 2021 and a bachelor’s degree in interdisciplinary studies in 2019.



LUNETHA PRYOR

Chief of Staff
1st Year at Arkansas

Lunetha Pryor, who has worked with head coach John Calipari for 24 years spanning stints at Kentucky and Memphis, joined the Razorback men’s basketball staff as chief of staff in May of 2024.

Pryor works closely with Razorback basketball general manager Chris Woolard in coordinating Coach Calipari’s calendar and assists Coach Calipari with all of his travel and recruiting responsibilities.

Pryor is also in charge of coordinating all of Coach Calipari’s autograph requests in addition to the ticket requests that the basketball office receives and those of the coaching staff.

A Memphis native, Pryor has one daughter, Kia Symone. She and her husband, Jason, were married in the summer of 2016.



MATT TOWNSEND

Head Athletic Trainer
5th Year at Arkansas
Washington State, 2015

Matt Townsend is in his fifth year at the University of Arkansas and second as a head athletic trainer. Townsend originally came to Arkansas as an assistant athletic trainer and worked with men’s and women’s tennis and the spirit squads as well as assisting with the men’s basketball program. He took over as the primary men’s basketball athletic trainer in December of 2020 and was elevated to head athletic trainer in the summer of 2021.

Townsend successfully navigated the program through all the COVID protocols over the past two seasons (2021-22) while the Razorbacks made back-to-back runs to the NCAA Elite 8, adding an appearance in the Sweet 16 in 2023.

Prior to Arkansas, Townsend spent two seasons (2017-19) as an athletic training fellow with the Kansas Jayhawks. He also spent two seasons (2015-17) as a graduate assistant at the University of Idaho, working with the men’s and women’s track and field/cross country programs. While there he received his master’s degree in movement and leisure science.

Townsend, a native of Mukilteo, Wash, is a 2015 graduate of Washington State, receiving his bachelor’s in athletic training. He served as an intern in the summer of 2015 working with the Cougars’ baseball and volleyball programs.





DAVE RICHARDSON

Head Strength & Conditioning Coach
7th Year at Arkansas
Louisiana-Monroe, 1989

Dave Richardson is in his seventh season as head strength and conditioning coach for men’s basketball. Prior to Arkansas, Richardson spent 13 seasons as associate strength and conditioning coach at Ohio State University, where he helped develop some of the top collegiate basketball players in the nation.

Since his arrival in Fayetteville, Richardson has worked with four Razorback All-Americans and nine Razorbacks that went on to play in the NBA. The list includes All-America and current Washington Wizards forward Daniel Gafford; the 2020 AP SEC Player of the Year and All-America Mason Jones; current Thunder guard Isaiah Joe; 2021 SEC Freshman of the Year and All-America Moses Moody, who was an NBA lottery

pick by the Golden State Warriors in 2021; current Thunder forward Jaylin Williams; Stanley Umude; Anthony Black, who was the sixth overall pick by Orlando in 2023; Nick Smith Jr., who was a first-round pick of the Hornets in 2023; Jordan Walsh, who was a second-round pick by Boston in 2023; and 2023 free agent Ricky Council IV (76ers).

In the summer of 2020, Richardson obtained Registered Strength and Conditioning Coach Emeritus (RSCC*E) designation by the National Strength and Conditioning Association (NSCA). The NSCA’s Registered Strength and Conditioning Coach (RSCC) is the NSCA’s highest designation and signifies that a certified coach has demonstrated experience and knowledge in their field. RSCC coaches apply foundational knowledge to assess, motivate, educate, and train athletes for the primary goal of improving sport performance. “Coach Rich” is just one of 158 coaches who has obtained the RSCC*E, awarded to those meeting the criteria for at least 20 years.

Richardson spent 12 seasons with the Buckeye’s men’s basketball program while serving as the men’s lacrosse strength coach his final season in Columbus. During his time with Ohio State basketball, the Buckeyes made 11 postseason appearances, including five Sweet 16 berths, two Final Four’s, a national runner-up finish in 2007 and an NIT Championship in 2008. Richardson helped Evan Turner be the 2010 consensus National Player of the Year and Greg Oden be the top pick in the 2007 NBA Draft. A total of 21 of his players went on to play in the professionally with nine players being drafted by the NBA highlighted by Oden, Turner (2nd overall pick in 2010), D’Angelo Russell (2nd overall pick in 2015) and Mike Conley Jr. (4th overall pick in 2007).

Prior to his time at Ohio State, Richardson was the strength and conditioning coach for the Miami Hurricane men’s basketball program from 2001-05 where he helped develop long-time NBA veterans John Salmons and James Jones. He worked for six seasons as the head strength and conditioning coach at the University of Louisiana at Monroe and served five years as head strength and conditioning coach at Nicholls State University. Two of the seasons at Nicholls State he served as the head track and field coach.

The Monroe, La., native also worked as the strength and conditioning coach for Central America’s Davis Cup tennis team in 1991. Richardson, who was a student assistant on the ULM strength staff as an undergraduate, earned a bachelor’s degree in health and human performance in 1989 and a master’s degree in exercise science in 1990 from Louisiana-Monroe.

He has a strong background in powerlifting. In 1984 he won the Alaska powerlifting state championship and was crowned the Louisiana state powerlifting champion in 1986 and 1987. In 1985 and 1986 he was the ArkLaMiss champion and was listed among the Powerlifting USA Top 100. In addition, Richardson served five years in the Army and was a member of the All-Army powerlifting team.

Richardson and his wife, Amanda, have a son, David. Richardson also has a daughter, Megan, who is a teacher in Louisiana.



CHARLOTTE MCINTYRE

Sports Dietitian
2nd Year at Arkansas

Charlotte McIntyre is in her second season with Razorback Athletics. She is as the Dietitian for the men’s and women’s basketball programs as well as the men’s and women’s tennis teams.

McIntyre came to Arkansas after serving as the director of sports nutrition for Wyoming athletics for the 2022-23 campaign. Prior to that, she was a sports nutrition fellow at Auburn (2021-22) and spots nutrition intern at Bradley (2019-21). Also in 2019, McIntyre was a sports nutrition intern in the Indiana athletics department and within the Chicago Cubs baseball organization.

McIntyre received a BA in both health and science and public health from Carroll College in 2016. She added a BS and AS in culinary Arts and Culinary Nutrition from Johnson & Wales (Denver, Colo.) in 2019. In 2021, she received her Master’s degree at Bradley in nutrition and wellness.





DANIEL REEVES

11th Year at Arkansas • Kentucky, 2005 - BA in Education - Kinesiology (A.E.M.A. certified)

Previous Jobs:

- University of Houston - Asst. AD for Equipment Operations (2014-2018)
 - University of Arkansas - Assistant Equipment Manager Football (2011-2013)
 - University of Arkansas - Assistant Equipment Manager Olympic Sports (2010)
 - San Diego State University - Assistant Equipment Manager Football, WGF, Softball, Water Polo (2008-2009)
 - San Diego Chargers - Seasonal Assistant Equipment Manager (2006-2007)
 - Cologne Centurions - NFL Europe Equipment Manager (2006-2007)
 - Miami Dolphins - Seasonal Assistant Equipment Manager (2005)
 - University of Kentucky - Student Equipment Manager (2000-2004)
- Family: Married to former Leslie Young. They have two Great Danes: Bulleit and Basil.
Hometown: Lexington, Ky.



JACOB HOOPS

Associate Director of Academics (MBB & WTEN) • 11th Year at Arkansas

Education

University of Arkansas, 2012 (BS - Sports Management) || University of Arkansas, 2014 (M.Ed. - Sports Management)

Previous Positions:

- Started at the University of Arkansas in December 2014 and has served in numerous roles including (listed by most recent first):
- University of Arkansas - Academic Counselor (M. Basketball, M. Golf)
 - University of Arkansas - Academic Counselor (Softball, S & D)
 - University of Arkansas - Graduate Assistant (MBB & W. Golf)
 - University of Arkansas - Student-Athlete Development (Intern)
 - University of Arkansas - Football Operations (Intern)



TONY HALL

Graduate Assistant
Arkansas Tech, 2021
2nd Year at Arkansas

- Pursuing Master's in Adult and Lifelong Learning.
- For the season of 2022-23, head of middle school basketball program and assistant men's varsity basketball coach for Holland Hall HS (Tulsa, Okla.)

... Managed the team's social media and was video coordinator while assisting with scouting and player development.

- Played three seasons at Arkansas Tech (2019-22) after playing his first two years at Northern Oklahoma College-Enid ... Led the Wonder Boys in scoring (13.7 avg.) and rebounding (7.4 ag.) as a senior (2021-22) and was voted All-Great American Conference Honorable Mention ... Was named NJCAA All-Region at NOC-Enid.
- Graduated from Arkansas Tech in 2021 with a B.S. in Criminal Justice.
- Hometown: Broken Arrow, Okla. (Broken Arrow HS - 2018).



TIMAJH PARKER-RIVERA

Graduate Assistant
Towson, 2016
1st Year at Arkansas

- Name is pronounced Tuh-Maj Parker Ruh-vair-uh
- Pursuing a Master's in Adult and Lifelong Learning.
- Played eight seasons overseas in various countries, highlighted by the opportunity to play for the

Puerto Rico National Team (2019-2024) ... Participated in world tournaments such as the AmeriCup (2022), World Cup Qualifiers (2023), and Olympic Qualifiers (2020).

- Played four seasons at Towson University (2012-2016) and served as team captain during both junior and senior years ... Named to the All-Defensive Team (2016) and earned All-Academic honors (2013-2014) ... Ended career as Towson's "All-Time Winningest Player" and was part of Towson's 2012 team that set the record for the "Biggest Turnaround in NCAA History" ... Also ranks among the Towson's career top 10 in blocked shots and rebounds.
- Played under Hall of Fame Coach Vito Montelli at St. Joseph High School, winning back-to-back State Championships (2011-2012).
- Graduated from Towson University in 2016 with a B.S. in



DARIN MINNIEFIELD

Graduate Assistant
Our Lady of the Lake, 2022
1st Year at Arkansas

- Pursuing Master's in Adult and Lifelong Learning.
- Spent 2023-24 season at Kentucky as a graduate assistant.
- Coached three years with the Houston Defenders

AAU organization 2020-22 ... Worked under John Lucas Enterprises throughout 2020-22.

- Played four seasons at Our Lady of the Lake University (2018-22) and earned all-conference honors ... Spent his freshman season (2015-16) at Peru State University.
- Graduated from Our Lady of the Lake in 2022 with a B.S. in counseling psychology.
- Hometown: Houston, Texas (Bellaire HS - 2015).



RAY SURRATT

Graduate Assistant
Kentucky, 2024
1st Year at Arkansas

- Pursuing Master's in Physical Education.
- Was a student manager under Coach John Calipari at the University of Kentucky from 2021-2024.
- Was an all-state and all-region player at Lafayette

High School ... Scored over 1,700 points and collected over 800 rebounds in career.

- Graduated from the University of Kentucky in 2024 with a B.S. in Kinesiology.
- Hometown: Lexington, Kentucky. (Lafayette High School - 2020).





**CALEB
ARNOLD**



**LOGAN
BURCH**



**KEVIN
BURNS**



**HARRISON
KANE**



**JAKE
RIENER**



**JEFF
SMITH**



**STEPHEN
SUTTON**



**RALPH
TALLENT**



**OWEN
THULIN**



**ISAAC
WOODARD**





TREVON BRAZILE

Is the Razorbacks lone returning starter. He made 79 baskets in 2023-24, 52 of the 79 came by either dunks (28) or 3-pointers (24). Despite missing 8-plus games, he led the Hogs in rebounding a team-best 12 times.

IN THIS SECTION

Roster	32-33
Johnell Davis	34-35
Adou Thiero	36-37
Trevon Brazile	38-39
Melo Sanchez	40-41
Jonas Aidoo	42-43
D.J. Wagner	44-45
Kareem Watkins	46-47
Zvonimir Ivišić	48-49
Lawson Blake	50-51
Jaden Karulewa	52
Boogie Fland	53
Casmir Chavis	54
Karter Knox	55
Ayden Kelley	56
Billy Richmond III	57
Veteran Career Game-By-Game Stats	58-64
(listed Alphabetically)	





Front Row (l-r): Head Strength and Conditioning Coach Dave Richardson, Casmir Chavis, Assistant Coach Brad Calipari, Ayden Kelley, Karter Knox, Boogie Fland, Jaden Karuletwa, D.J. Wagner, Johnell Davis, Special Assistant to the Head Coach Bruiser Flint, Kareem Watkins, Head Coach John Calipari.

Back Row (l-r): Director of Student-Athlete Development/Mid-South Recruiting Ronnie Brewer, Melo Sanchez, Lawson Blake, Zvonimir Ivišić, Trevon Brazile, Billy Richmond III, Jonas Aidoo, Adou Thiero, Associate Head Coach Kenny Payne, Video Coordinator Kevin Butty, Assistant Coach/Recruiting Coordinator Chuck Martin, Associate Head Coach Chin Coleman, Graduate Assistant Darin Minniefield.

2024-25 ARKANSAS BASKETBALL ROSTER

No.	Name	Pos.	Yr.	Ht.	Wt.	Hometown	High School/Previous School
0	Jaden Karuletwa	G	Fr.	6-5	180	Sun Valley, Calif.	Village Christian HS
1	Johnell Davis	G	Grad. Sr.	6-4	210	Gary, Ind.	21st Century Charter HS / Florida Atlantic
2	Boogie Fland	G	Fr.	6-2	180	Bronx, N.Y.	Archbishop Stepinac HS
3	Adou Thiero	F	Jr.	6-8	220	Pittsburgh, Pa.	Quaker Valley HS / Kentucky
4	Trevon Brazile	F	Jr.	6-10	230	Springfield, Mo.	Kickapoo HS / Missouri
5	Casmir Chavis	G	Fr.	6-0	180	Minneapolis, Minn.	Park Center Senior HS
8	Melo Sanchez	G	Jr.	6-4	185	San Diego, Calif.	Veritas Academy / Hawai'i Pacific
9	Jonas Aidoo	F	Grad. Sr.	6-11	240	Durham, N.C.	Liberty Heights Athletic Institute / Tennessee
11	Karter Knox	F	Fr.	6-6	220	Tampa, Fla.	Overtime Elite – RWE
14	Ayden Kelley	G	Fr.	5-10	170	Memphis, Tenn.	Northpoint (Miss.) Christian School
21	D.J. Wagner	G	So.	6-4	195	Camden, N.J.	Camden HS / Kentucky
24	Billy Richmond III	F	Fr.	6-5	205	Memphis, Tenn.	Camden (N.J.) HS
25	Kareem Watkins	G	Grad. Sr.	5-8	175	Camden, N.J.	Kingsway Regional HS / Kentucky
44	Zvonimir Ivišić	F	So.	7-2	245	Vodice, Croatia	Kentucky
45	Lawson Blake	F	Sr.	6-10	245	Fayetteville, Ark.	Fayetteville HS / Link Year (Mo.) Prep

Head Coach: John Calipari (Clarion, 1982)

Associate Head Coach: Kenny Payne (Louisville '03)

Associate Head Coach: Chin Coleman (Lamar '97)

Asst Coach/Recruiting Coord.: Chuck Martin (Mommouth '93)

Asst Coach/Dir. of On-Court Player Development.: Brad Calipari (Kentucky '19)

Basketball Assistant: Tyler Ulis (Kentucky '24)

Special Asst. to the Head Coach: Bruiser Flint (Saint Joseph's '87)

MBB General Manager: Chris Woolard (UCLA '97)

Director of Basketball Operations: Riley Hall (Arkansas '16)

Dir. of Student-Athlete Development/Mid-South Recruiting: Ronnie Brewer (Arkansas '15)

Video Coordinator: Kevin Butty (San Diego State '20)

MBB Chief of Staff: Lunetha Pryor

Strength & Conditioning Head Coach: Dave Richardson (UL Monroe '89)

Head Athletic Trainer: Matt Townsend (Washington State '15)

Sports Dietitian: Charlotte McIntyre (Carroll College '16)

Graduate Assistants: Tony Hall (Arkansas Tech '21) • Darin Minniefield (Our Lady of the Lake '22); Timajh Parker-Rivera (Towson '16) • Ray Surratt (Kentucky '24)

PRONUNCIATION GUIDE

Jonas Aido	AY-doo
Trevon Brazile	Trev-In "Brazil"
Casmir Chavis	CASH-mere CHAY-vis
Johnell Davis	john-ELL
Zvonimir Ivišić	ZVON-uh-meer EE-vee-sitch
Jaden Karuletwa	Car-RUE-leh-twah
Adou Thiero	uh-DEW thEErow (like Hero)



MEET THE RAZORBACKS

ARKANSAS RAZORBACKS

2024-25 TV/RADIO ROSTER



0

JADEN KARULEWA

Fr. • 6-5 • 180
Sun Valley, Calif.



1

JOHNELL DAVIS

Grad. Sr. • 6-4 • 210
Gary, Ind.



2

BOOGIE FLAND

Fr. • 6-2 • 180
Bronx, N.Y.



3

ADOU THIERO

Jr. • 6-8 • 220
Pittsburgh, Pa.



4

TREVON BRAZILE

Jr. • 6-10 • 230
Springfield, Mo.



5

CASMIR CHAVIS

Fr. • 6-0 • 180
Minneapolis, Minn.



8

MELO SANCHEZ

Jr. • 6-4 • 185
San Diego, Calif.



9

JONAS AIDOO

Grad. Sr. • 6-11 • 240
Durham, N.C.



11

KARTER KNOX

Fr. • 6-6 • 220
Tampa, Fla.



14

AYDEN KELLEY

Fr. • 5-10 • 170
Memphis, Tenn.



21

D.J. WAGNER

So. • 6-4 • 195
Camden, N.J.



24

BILLY RICHMOND III

Fr. • 6-5 • 205
Memphis, Tenn.



25

KAREEM WATKINS

Grad. Sr. • 5-8 • 175
Camden, N.J.



44

ZVONIMIR IVIŠIĆ

So. • 7-2 • 245
Vodice, Croatia



45

LAWSON BLAKE

Sr. • 6-10 • 245
Fayetteville, Ark.



JOHN CALIPARI

Head Coach



KENNY PAYNE

Associate Head Coach



CHIN COLEMAN

Associate Head Coach



CHUCK MARTIN

Assistant Coach/
Recruiting Coordinator



BRAD CALIPARI

Asst. Coach/Director of Player
On-Court Development



BRUISER FLINT

Special Assistant to
the Head Coach



TYLER ULIS

Basketball Assistant



CHRIS WOOLARD

General Manager



RILEY HALL

Director of
Basketball Operations



RONNE BREWER

Director of Student-Athlete
Devel. & Mid-South Recruiting



KEVIN BUTTY

Video Coordinator





1 JOHNELL DAVIS

6-4, 205, G, Grad. Sr. || Gary, Ind. || 21st Century Charter HS || Florida Atlantic

@KOBNelly
@kobnelly



- First Name is Pronounced: **john-ELL** ... Known as "Nelly"
- Graduated from FAU in the summer of 2024 with a degree in Business ... Is pursuing a second undergraduate degree in Arts & Sciences at Arkansas
- Born on May 23, 2001, in Big Sandy, Montana ... Son of John and Lucrecia Davis ... Older siblings: Sister Jaunesia ... Brothers Jonathan and Jeffrey.

Played four seasons at Florida Atlantic ... In 128 games at FAU, scored 1,431 points (1,127 of which came over the last two seasons) with 219 assists (161 over the last two seasons) and 155 steals (105 over the last two seasons).

- 2024 NABC All-District 24 first team
- 2024 AAC co-Player of the Year
- 2024 All-AAC first team (unanimous)
- 2023 NABC All-District 17 first team
- 2023 Conference USA Sixth Player of the Year
- 2022-23 All-C-USA first team
- 2023 C-USA All-Tournament Team

2023-24 (Sr. at FAU):

• 2024 NABC All-District 24 first team || • 2024 AAC co-Player of the Year || • 2024 All-AAC first team (unanimous)
Top 10 finalist for the Jerry West Award as well as a top 20 finalist for the Wooden Award and was on the Naismith Midseason Player of the Year and the Oscar Robertson Trophy All-America watch lists ... In the AAC, ranked among the top 15 in free throw percentage (2nd, 85.7%); scoring (4th, 18.2 avg.); field goal percentage (4th, 48.3%); defensive rebounds (9th, 4.88 avg.); rebounding (11th, 6.3 avg.); steals (12th, 1.44); assists (13th, 100 total) and double-doubles (13th, 3) ... Started all 34 games and scored in double figures 31 times ... Scored 30-plus points three times, including the 35 versus Arizona, 30 against UAB (Jan. 14), 34 against UTSA (Jan. 21) ... Led the team in scoring (18.2) and assists (100) while ranking second in rebounding (6.3) ... Shot 48.3% from the field (214-443), 41.4% from 3-point (58-140) and 85.7% from the line (132-154) ... Double-doubles came versus Bryant (17 points and 12 rebounds), versus College of Charleston (24 points and 10 rebounds) and at UAB (17 points and 11 rebounds) ... Two-time AAC Player of the Week ... First (Dec. 26) for his play versus Arizona, where he added AP and Oscar Robertson National Player of the Week honors ... Against No. 4 Arizona, dropped 35 points, tied for the fifth-most points by an Owl in one game ... During the game, he reached 1,000 career points, becoming the 16th Owl to do so ... Second (Jan. 29) after he scored 14 at Rive and a game-high 28 versus North Texas ... Against UNT, hit a three-pointer with just 0.4 seconds on the clock to give the Owls the win, in a game which he sank a career high-tying six triples ... Against ECU, grabbed his 500th career rebound to become the fifth Owl to have both 1,000 career points and 500 rebounds ... Had a career high eight assists against Tulane ... MVP of Hall of Fame Classic game against St. Bonaventure, posting 16 points, nine rebounds and four assists ... Pumped in 29 points on 10-for-15 shooting from the field versus UNT in the AAC Tournament ... Then closed the season with 18 against Temple in the AAC Tourney and 18 versus Northwestern in the NCAA Tournament.

2022-23 (Jr. at FAU):

• 2023 NABC All-District 17 first team || • 2023 Conference USA Sixth Player of the Year || • 2022-23 All-C-USA first team || • 2023 C-USA All-Tournament Team
Was a key component of Florida Atlantic's Final Four run, 35-4 record and best season in school history ... Played in 37 games with 16 starts ... Led FAU in scoring with an average of 13.8 points per game, which ranked seventh in C-USA ... Ranked second on the team in rebounding with an average of 5.4 boards per game, which ranked 14th in C-USA ... Ranked second in C-USA in free throw percentage (85.5%) ... Tallied double figures in 26 games with 20-plus points in four times including a career-high 36 points in a home win over UAB ... His 36 against the Blazers are the fourth-most in a single game in FAU history and only three shy of the Owl record ... Had a historic game in the NCAA Second Round win over FDU, becoming the first player to score 25+ points, grab 10+rebounds, dish out 5+ assists and tally 5+ steals in an NCAA Tournament game since steals became an official stat in 1986 ... Averaged 16.6 points on 53.3% shooting in the Owls' three-game run to the C-USA Tournament championship and was named to the C-USA All-Tournament Team ... His 509 points were 10th-most in a single season in Owl history and his 56 steals were the eighth-most in a single season in Owl history ... Recorded three double-doubles on the season including 18 points and 10 rebounds at Florida, 13 and 10 versus FIU and 29 and 12 versus Fairleigh-Dickinson in the NCAA ... Opened the NCAA Tourney run with a 12-point, five-rebound performance in a win over Memphis ... In the Sweet 16 win over Tennessee, had 15 points and six rebounds ... Added 13 points and seven rebounds in the Elite 8 win over Kansas State ... Finished with eight points and three boards in a 72-71 loss to San Diego State in the Final Four.

2021-22 (So. at FAU):

One of four Owls to play in all 34 games, while starting in three ... Averaged 6.8 points and 4.2 rebounds per game across 19.0 minutes per game ... Logged 37 steals, the third most on the team ... Put up nine points and three rebounds in the win versus North Dakota ... Tallied six points, eight boards and four steals versus Palm Beach Atlantic ... Delivered nine points, five boards and three steals at Marshall ... Registered 10 points and five rebounds in the Owls' home contest against Marshall ... Had a breakout performance at UTSA after scoring 15 points, adding six rebounds and two steals ... Scored 11 points against Middle Tennessee at home ... Recorded nine points, five rebounds and four steals at FIU ... Pulled down seven boards and added eight points in the C-USA Championship second round game versus Southern Miss ... Contributed 12 points against UAB in the C-USA Semifinals ... Ended the season on a positive note at the Roman CBI, earning a then career-high 18 points (7-of-13 from the field) with five boards against Northern Colorado.

2020-21 (Fr. at FAU):

Saw action in each of the Owls' 22 games averaging nearly 10 minutes of play per game ... Averaged 3.3 points and 2.9 rebounds per game ... Scored a season-high 10 points at Southern Miss on Feb. 26 and had his season high of four rebounds the same night ... Pulled down a season-high nine boards and dished six assists versus Florida College ... Was 9-for-11 from the charity stripe for a team-best .818 percentage.

High School:

Averaged 25 points, 10.1 rebounds, 3.4 steals and 3.2 assists per game as a senior, helping the Cougars to a fourth straight sectional championship ...Made the Indiana State All-Star team.

DOUBLE-DOUBLES (6)

JUNIOR (at FAU) (3)

11/14/22 • at Florida	19 pts	10 reb
12/17/22 • FIU	13 pts	10 reb
03/19/23 • vs Fairleigh-Dickinson	29 pts	12 reb

SENIOR (at FAU) (3)

11/18/23 • BYRANT	17 pts	12 reb
12/02/23 • COLL OF CHARLESTON	24 pts	10 reb
02/08/24 • at UAB	17 pts	11 reb

DAVIS' PERSONAL BESTS

POINTS
Career: 35 vs Arizona (12/03/23)

FG MADE
Career: 15 vs Arizona (12/03/23)

FG ATTEMPTED
Career: 27 vs Arizona (12/03/23)

3-POINT FG MADE
Career: 6 (2x) LAST vs North Texas (01/28/24)

3-PT FG ATTEMPTS
Career: 9 (3x) LAST vs North Texas (01/28/24)

FT MADE
Career: 10 vs UAB (01/05/23)

FT ATTEMPTED
Career: 11 vs UAB (01/05/23)

REBOUNDS
Career: 12 (2x) LAST vs Bryant (11/19/23)

ASSISTS
Career: 8 vs Tulane (01/11/24)

STEALS
Career: 5 vs Fairleigh Dickinson (03/19/23)

BLOCKED SHOTS
Career: 2 (2x) LAST vs La. Tech (02/03/22)

MINUTES
Career: 48:32 vs Arizona (12/23/23)

JOHNELL DAVIS CAREER STATISTICS

Year	GP	GS	Min	Avg	FG	FGA	Pct	3FG	3FGA	Pct	FT	FTA	Pct	Off	Def	Tot	Avg	PF	FO	Asst	TO	Blk	Stl	Pts	Avg
2020-21 (FAU)	23	0	224	9.7	29	61	.475	6	26	.231	10	13	.769	25	39	64	2.8	27	0	24	17	4	13	74	3.2
2021-22 (FAU)	34	3	646	19.0	81	175	.463	23	69	.333	45	56	.804	37	106	143	4.2	70	0	34	44	7	37	230	6.8
2022-23 (FAU)	37	16	962	26.0	176	362	.486	45	126	.357	112	131	.855	43	158	201	5.4	66	1	61	68	5	56	509	13.8
2023-24 (FAU)	34	34	1098	32.3	214	443	.483	58	140	.414	132	154	.857	47	166	213	6.3	96	1	100	97	7	49	618	18.2
Totals	128	53	2930	22.9	500	1041	.480	132	361	.366	299	354	.845	152	469	621	4.9	259	2	219	226	23	155	1431	11.2





3 ADOU THIERO

6-8, 220, F, Jr. || Pittsburgh, Pa. || Quaker Valley HS || Kentucky

@Adou_Thiero

@adou_thiero

• Name is Pronounced: uh-DEW thEErow (like Hero) ... Major: Communications ... Born Born May 8, 2004, in Utah ... Son of Almay Thiero and Mariam Sy, both natives of Mali ... Has three sisters, Oumou, Yassa, Nudiya ... Chose No. 3 because it was the same number his father wore ... His father played for Coach Calipari at Memphis (2002-06) ... His mother a star at NAIA Oklahoma City University before being drafted No. 33 overall in the 2006 WNBA Draft by the Washington Mystics.

Thiero played 45 games (19 starts) in two seasons with the Wildcats, averaging 5.04 points and 3.58 rebounds with 36 assists, 33 blocked shots and 26 steals.

2023-24 (So. at Kentucky):

Played in 25 games, while making 19 starts ... Missed seven consecutive contests with injury from Dec. 29 - Jan. 23 ... Led the team and ranked 12th in the SEC by blocking 1.08 shots per game (27 total), including four games with at least three rejections ... Was second on the team with 4.96 rebounds per game while scoring 7.2 points per game ... Led team in rebounding in eight games and scored in double figures five times ... Voted to the College Sports Today "Glue Guy" roster ... Posted first career double-double vs. No. 1 Kansas setting career highs in both points (16) and rebounds (13) ... Had seven points, five rebounds and three blocks in the SEC Tournament against Texas A&M ... Registered 12 points vs. Alabama ... Played a career-high 33 minutes in the road win at Auburn, scoring 14 points and adding eight rebounds ... Stuffed the stat sheet at LSU, tying a career-high with four blocks, adding nine boards, eight points, two assists and two steals ... Scored 15 points, snared five boards and tallied three blocks vs. Gonzaga ... Had seven points and a career-high four blocks in the upset of North Carolina ... Charted nine points, six boards and three assists vs. Miami ... Career-high three thefts vs. Saint Joseph's.

2022-23 (Fr. at Kentucky):

Saw action in 20 games in his first collegiate season ... Averaged 2.3 points and 1.9 rebounds per game in 9.5 minutes per outing ... Led the team in steals in four games and paced the squad in blocks three times ... Scored a season-high seven points, hauled in five boards, added a pair of assists and a steal in the road win at Arkansas ... Hit a 3-pointer in the home win over Auburn ... Scored four points and pulled down four boards in eight minutes at Mississippi State ... Tallied four points and induced two steals in the upset win at Tennessee ... Scored five points and had three boards at Missouri ... Tallied five points and a pair of blocks against North Florida ... Had six points in the win over South Carolina State ... Had four points and five rebounds in his collegiate debut against Howard.

High School:

An ESPN 4-star ... Averaged 23.3 points, 10.3 rebounds, 5.9 assists, 3.9 steals and 2.3 blocks per game and directed Quaker Valley to a 27-1 record and a 14-0 mark in league play ... Scored 18 points in the 2022 PIAA Boys' Basketball Championships in the team's only loss of the season against Neumann-Goretti ... Finished his career with 1,624 career points which ranked as the third most in team history ... Named the 4A Player of the Year, the WPIAL Player of the Year and the 2022 TribLive HSSN Boys Basketball Player of the Year ... Logged 31 points, 17 rebounds and seven swats in the WPIAL Class 4A championship ... Led Quaker Valley in scoring as a sophomore with 17.7 points per game ... As a junior, he tallied 21.8 points per game while also averaging team-highs in assists (5.1), steals (2.2) and blocks (1.2) ... Also competed in soccer and lacrosse ... Worked with the Gear Up Ségou community service project.



DOUBLE-DOUBLES (1)

SOPHOMORE (at Kentucky) (1)
11/14/23 • vs Kansas 16 pts 13 rebs

THIERO'S PERSONAL BESTS

POINTS	
Career: 16	vs Kansas (11/14/23)
SEC: 1	at Auburn (02/17/24)
FG MADE	
Career: 6	vs Gonzaga (02/10/24)
SEC: 5 (2x)	LAST at Miss State (02/27/24)
FG ATTEMPTED	
Career: 11	vs Gonzaga (02/10/24)
SEC: 9 (2x)	LAST at Miss State (02/27/24)
3-POINT FG MADE	
Career: 1 (10x)	LAST at Miss State (02/27/24)
SEC: 1 (6x)	LAST at Miss State (02/27/24)
3-PT FG ATTEMPTS	
Career: 4	LAST at Miss State (02/27/24)
SEC: 4	LAST at Miss State (02/27/24)
FT MADE	
Career: 7	vs Tennessee (02/03/24)
SEC: 7	vs Tennessee (02/03/24)
FT ATTEMPTED	
Career: 8	vs Tennessee (02/03/24)
SEC: 8	vs Tennessee (02/03/24)
REBOUNDS	
Career: 13	vs Kansas (11/14/23)
SEC: 9	at LSU (02/21/24)
ASSISTS	
Career: 3 (3x)	LAST vs Arkansas (03/02/24)
SEC: 3 (3x)	LAST vs Arkansas (03/02/24)
STEALS	
Career: 3	vs St. Joseph's (11/20/23)
SEC: 2 (3x)	LAST at Miss State (02/27/24)
BLOCKED SHOTS	
Career: 4 (2x)	LAST at LSU (02/21/24)
SEC: 4 (2x)	at LSU (02/21/24)
MINUTES	
Career: 32:36	at Auburn (02/17/24)
SEC: 32:36	at Auburn (02/17/24)



ADOU THIERO CAREER STATISTICS

Year	GP	GS	Min	Avg	FG	FGA	Pct	3FG	3FGA	Pct	FT	FTA	Pct	Off	Def	Tot	Avg	PF	FO	Ast	TO	Blk	Stl	Pts	Avg
2022-23 (UK)	20	0	190	9.5	10	29	.345	3	9	.333	23	33	.697	16	21	37	1.9	26	0	8	13	6	9	46	2.3
2023-24 (UK)	25	19	536	21.4	65	132	.492	7	22	.318	44	55	.800	38	86	124	5.0	52	0	28	17	27	17	181	7.2
Totals	45	19	726	16.1	75	161	.466	10	31	.323	67	88	.761	54	107	161	3.6	78	0	36	30	33	26	227	5.0





4 TREVON BRAZILE

6-10, 230, F, Jr. || Springfield, Mo. || Kickapoo HS || Missouri

@trevonbrazile2

@thetrevonbrazile



- Name is Pronounced: **Trev-In Brazil** ... Major: Communications
- Born on Jan. 7, 2003, in Springfield, Mo. ... The son of Phillip Brazile and Melissa Baldwin
- Siblings: Phillip Brazile II, Brittany Brazile, Reece Winn, Tamia Brazile, Mariah Fuller, Prince Fuller.

Played his freshman season at Missouri before transferring to Arkansas ... Wore #2 for his first two years at Arkansas ... Granted a medical redshirt for the 2022-23 season.

2023-24 (R-So. at Arkansas):

• SEC Player of the Week (Dec. 4) for his performance vs Duke.
 Ranked ninth in the SEC in blocked shots/game (1.23) and 13th in total blocked shots (32) ... Also ranked 13th in the SEC with four double-doubles ... Made 79 baskets for the year, 52 of the 79 came by either dunks (28) or 3-pointers (24) ... Despite missing 8-plus games, led the Hogs in rebounding a team-best 12 times ... Versus Stanford at the Battle 4 Atlantis, had a career-high 17 rebounds (career-high eight offensive) and recorded his third career double-double, adding a season-high 14 points ... Made a 3-pointer to start second OT ... Was 6-of-6 at the free throw line ... Played a career-high 45:52 ... The next night versus Memphis, recorded a double-double with 13 points and 10 rebounds (seven offensive) ... For the third time in four games, had a double-double versus Duke and earned SEC Player of the Week honor ... Had 19 points and 11 rebounds ... Was 6-of-9 FG, making a career-high four 3-pointers ... All 11 rebounds were on the defensive end ... Added two blocked shots ... Hit a key 3-pointer with 2:16 left to put the Hogs up 12 ... In the SEC opener versus Auburn, had 11 points (with three dunks) and led the team with seven rebounds and three blocked shots ... Only played the first half (12:04) at Ole Miss but still tied for the team lead with four rebounds for the game ... In his first full game back (after an 8-game absence), led the team with six rebounds in just 16:40 played versus Vanderbilt ... Only played 14:51 before fouling out versus Kentucky, but scored eight points (4-of-5 FG) with a blocked shot ... At Alabama, scored 12 points, tying a season-high and getting SEC career-highs in field goals made (6) and attempted (12) ... Added six rebounds - five offensive ... In the SEC Tournament opener versus Vandy, recorded his fourth double-double of the year with 13 points and 12 rebounds (9 defensive) ... Was 3-of-6 from 3-point range and led the tea with four blocked shots ... For the 2023-24 preseason, was 1 of 50 on the Jersey Mike's Naismith Player of the Year Trophy Preseason Watch List, 1 of 20 on the Karl Malone Power Forward of the Year Preseason Watch List and preseason first team All-SEC by media and coaches.

2022-23 (So. at Arkansas):

Granted a medical redshirt after he suffered a season-ending knee (ACL) injury in the first half of the UNC Greensboro contest (game nine of the season) ... Only played nine games, all as the team's sixth man ... Averaged 11.8 points and 6.0 rebounds ... Was the team's top 3-point shooter (37.9%; 11-of-29) ... In the season opener versus North Dakota State, recorded his first career double-double with a then career-high 21 points and a career-high 12 rebounds ... Was 7-of-14 FG and made a career-high 3-of-6 3PT ... Was also 4-of-5 FT ... Posted his second career double-double versus South Dakota State with 13 points (5-9 FG • 1-1 3PT • 2-2 FT) and 10 rebounds ... In the Maui Invitational, scored 17 points versus Creighton, making a career-high seven field goals with a season-high three blocked shots ... Followed that with a breakout game versus San Diego State as, for the first time in his career, led his team in scoring with 20 points and added nine rebounds ... For the third time this season, tied his career high with three 3's made ... Also played a career-high 40:05 minutes ... Scored 18 of his 20 after halftime, including 16 in the second half (4-of-7 FG • 3-of-4 3PT • 5-of-6 FT) ... Tied his career high with two steals, one coming with Arkansas down two with seven seconds left to set-up the game-tying basket too force overtime ... In his final full game prior to the injury - versus San Jose State - led his team in scoring with a career-high 23 points ... Was 8-of-9 from the field (1-2 3PT) and 6-of-8 FT with five rebounds, two assists and two blocked shots ... Also had career highs in FG made (8) and FT made (6).

2021-22 (Freshman at Mizzou):

Missed the first eight games of the season with an undisclosed medical condition ... Came off the bench in his first two games played for the season (Eastern Illinois and at Kansas) before starting the final 22 games of the year ... Played in 24 games with 22 starts last season and led the Tigers in blocked shots 20 times. ... Averaged 6.3 points and 5.0 rebounds ... Ranked third in the SEC (47th in the NCAA) in blocked shots (1.92 average) ... Was sixth among NCAA Division I freshmen in blocked shots per game ... His 1.92 blocks per game ranks third on the Missouri single-season list ... Had a blocked shot in 20 of his 24 games played ... Recorded a block in 12-straight games, including a stretch of 11-straight with multiple blocks ... Had a career-high six blocks against Illinois, which tied for the fourth-most in a single game by any Mizzou player and the third-most by any MU freshman ... Added 11 points ... Scored a season-high 15 points in the Tigers' season finale versus LSU in the SEC Tournament ... Had a season-high 10 rebounds with four blocked shots in the Tigers' regular-season finale versus Georgia, including five offensive boards ... Made a season-high 2-of-3 from 3-point range and scored 10 points with two blocked shots at Kansas ... Recorded 11 points at LSU ... Just missed a double-double in the first-round SEC Tournament win over Ole Miss with nine points and nine rebounds ... Had a season high in free throws made and attempts (5-of-7) ... Had five-plus rebounds 14 times (including eight times with seven-plus boards).

High School:

Named a 2021 MBCA All-State selection and first team All-Ozark Conference ... Ranked the fourth-best prospect in the state of Missouri by 247 Sports and the No. 178 prospect nationally ... Won the Missouri Class 6 state championship at Kickapoo ... Averaged 13.2 points, 7.5 rebounds as a senior while shooting 73% from the field ... Averaged 11.2 points and 5.1 rebounds per game at Parkview High School as a junior • Averaged 11.2 points and 5.1 rebounds per game at Parkview High School as a junior.

CAREER DOUBLE-DOUBLES (6)

SOPHOMORE (at ARK)	(2)
11/07/22 • NORTH DAKOTA STATE	21 pts 12 reb
11/16/22 • SOUTH DAKOTA STATE	13 pts 10 reb

R-SOPHOMORE (at ARK) **(4)**

11/22/23 • vs Stanford	# 14 pts 17 reb
11/23/23 • vs Memphis	# 13 pts 10 reb
11/29/23 • DUKE	19 pts 11 reb
03/13/24 • vs Vanderbilt (SEC)	13 pts 12 reb

- back-to-back games

BRAZILE'S PERSONAL BESTS

POINTS

Career: 23	vs San Jose State (12/03/22)
SEC: 11 (2x)	LAST vs Auburn (01/06/24)

FG MADE

Career: 8	vs San Jose State (12/03/22)
SEC: 6	at Alabama (01/09/24)

FG ATTEMPTED

Career: 14 (2x)	LAST vs San Diego St (11/23/22)
SEC: 12	at Alabama (01/09/24)

3-POINT FG MADE

Career: 4	vs Duke (11/29/23)
SEC: 1 (9x)	LAST vs Vanderbilt (02/27/24)

3-PT FG ATTEMPTS

Career: 8	vs San Diego State (11/23/22)
SEC: 5	vs Auburn (01/06/24)

FT MADE

Career: 6 (3x)	LAST vs Texas A&M (01/16/24)
SEC: 6	vs Texas A&M (01/16/24)

FT ATTEMPTED

SEC: 8 (2x)	LAST vs Texas A&M (01/16/24)
SEC: 8	vs Texas A&M (01/16/24)

REBOUNDS

Career: 17	vs Stanford (11/22/23)
SEC: 10	vs Georgia (03/05/22)

ASSISTS

Career: 3	vs Alabama (01/08/22)
SEC: 3	vs Alabama (01/08/22)

STEALS

Career: 2 (8x)	LAST vs Oklahoma (12/09/23)
SEC: 2	vs Texas A&M (01/15/22)

BLOCKED SHOTS

Career: 6	vs Illinois (12/22/21)
SEC: 4 (2x)	LAST vs Georgia (03/05/22)

MINUTES

Career: 45:52	vs Stanford (11/22/23)
SEC: 34:20	vs Texas A&M (01/16/24)

TREVON BRAZILE CAREER STATISTICS																									
Year	GP	GS	Min	Avg	FG	FGA	Pct	3FG	3FGA	Pct	FT	FTA	Pct	Off	Def	Tot	Avg	PF	FO	Ast	TO	Blk	Stl	Pts	Avg
2021-22 (MIZZOU)	24	22	507	21.1	57	105	.543	10	31	.323	27	46	.587	28	92	120	5.0	30	0	18	27	46	10	151	6.3
2022-23 (ARK) *	9	0	243	27.0	37	77	.481	11	29	.379	21	31	.677	9	45	54	6.0	23	1	9	20	11	9	106	11.8
2023-24 (ARK)	26	23	665	25.6	79	162	.488	24	68	.353	41	59	.695	44	109	153	5.9	61	3	12	39	32	17	223	8.6
TOTAL	59	45	1415	24.0	173	344	.503	45	128	.352	89	136	.654	81	246	327	5.5	114	4	39	86	89	27	480	8.1

* - Received a medical redshirt





8 MELO SANCHEZ

6-4, 185, G, Jr. || San Diego, Calif. || Veritas Academy || Hawai'i Pacific

@MeloSanchez23

@melo._._



- First Name is Emilio ... Major: Communications
- Selected for the Mexican National Team for 2024-25 FIBA competition
- Born on Oct. 27, 2002, in San Diego, Calif. ... Son of Javier and Marisol Sanchez ... Siblings: Brothers: J.J. and Alek and Sister: Datalia

Played his first two seasons at Hawai'i Pacific, ranking seventh in NCAA Division II and leading the PacWest Conference in 3-point percentage (.461) as a freshman (2022-23) while ranking second in the conference in 3-pointers made per game both as a freshman (2.57) and a sophomore (2.52). In fact, he made at least one 3-pointer in 55 of his 57 career games with the Sharks.

2023-24 (So. at Hawai'i Pacific):

Named second team All-PacWest ... Ranked ninth in the PacWest and led the team in scoring (14.6 ppg) ... Ranked fifth in the league in minutes (34.3 avg.) while ranking second in 3-pointers made (70), 3-pointers made per game (2.52) and 3-point percentage (.346) ... Scored in double figures in 21 of his 29 games played ... Named to the All-Tournament Team at the season-opening GNAC/PacWest Challenge in Alaska, scoring 18 points in the opener versus Alaska-Fairbanks and 15 against Alaska-Anchorage ... Recorded 26 points with nine rebounds in a 67-64 win at Simon Fraser ... Followed that with a career-high 32 points, going 6-of-9 from 3-point range and 9-of-10 at the line, in a 76-74 victory over Slippery Rock ... Named tournament MVP at the Hoops in Hawai'i Classic after leading the Sharks to a 2-1 record including an upset win over #9 CSUSB ... Scored 31 points in that win over CSU-San Bernardino ... Added 12 points and rebounds in game two versus Lincoln (Calif.) and 11 versus Alaska-Anchorage ... Tallied a career-high 11 rebounds, adding a career-high five assists, in a win over Azusa Pacific ... Drained five 3-pointers in scoring 27 points, with seven boards, versus Point Loma ... Backed that up with a 30-point performance at Westmont ... Had his second career double-double (16 points and 10 rebounds) in a 66-48 win over Concordia-Irvine.

2022-23 (Fr. at Hawai'i Pacific):

Appeared and started in all 28 games ... Ranked seventh in the NCAA DII while leading the PacWest in 3-point percentage (/461) ... Led the Sharks in minutes (964), three-pointers made (77) and steals (29) while ranking second on the squad in scoring (14.4 ppg) and blocked shots (17) ... Made a three-pointer in 27 of 28 games played, hitting 3+ shots from beyond the arc in 13 games ... First career 20-point game was scoring 21 versus UC-Colorado Springs ... Tallied his first career double-double, scoring 16 points and bringing in 12 rebounds against Concordia-Irvine ... Had a season-high 30 points (11of-14 overall including 5-of-8 from 3-point range) at Holy Names with eight rebounds, two assists and two steals ... Closed the season by scoring in double figures in each of the last eight games, including four 20-point games (23 at Fresno Pacific, 24 at Point Loma (hitting six triples), 20 at Azusa Pacific and 23 in the season finale at Biola.

High School::

Prior to Veritas Academy (Ontario, Calif.), played his high school career at Mater Dei Catholic ... Averaged a team-high 18.8 points and 4.0 rebounds as a senior and earned first team All-CIF and All-San Diego honors ... Made the game winning basket as Mater Dei Catholic won the D1 CIF championship ... Was 2020-21 Cal-Hi preseason All-State (third team) ... Was first team All-CIF as a junior and led Mater Dei Catholic to the playoffs ... Also as a junior, averaged 20.1 points per game while leading the Crusaders in rebounds (205), assists (114) and steals (75), leading Mater Dei Catholic to the Mesa League championship.

DOUBLE-DOUBLES (2)

FRESHMAN (at Hawai'i Pacific) (1)
07/03/23 • CONCORDIA-IRVINE 16 pts 12 rebs

SOPHOMORE (at Hawai'i Pacific) (1)
02/08/24 • CONCORDIA-IRVINE 16 pts 10 rebs

SANCHEZ'S PERSONAL BESTS

- POINTS**
Career: 32 vs Slippery Rock (11/26/23)
- FG MADE**
Career: 11 at Holy Names (01/26/23)
- FG ATTEMPTED**
Career: 18 (2x) LAST vs Point Loma (01/25/24)
- 3-POINT FG MADE**
Career: 6 (3x) LAST vs Slippery Rock (11/26/23)
- 3-PT FG ATTEMPTS**
Career: 11 (3x) LAST vs Acad of Art (01/11/24)
- FT MADE**
Career: 10 (3x) LAST vs CSUSB (12/17/23)
- FT ATTEMPTED**
Career: 11 (2x) LAST vs CSUSB (12/17/23)
- REBOUNDS**
Career: 12 vs Concordia-Irvine (01/03/23)
- ASSISTS**
Career: 5 vs Azusa Pacific (01/23/24)
- STEALS**
Career: 4 (2x) LAST vs CSUSB (12/17/23)
- BLOCKED SHOTS**
Career: 2 (4x) at Academy of Art (01/24/23)
- MINUTES**
Career: 41:37 vs Lincoln (CA) (12/18/23)



MELO SANCHEZ CAREER STATISTICS

Year	GP	GS	Min	Avg	FG	FGA	Pct	3FG	3FGA	Pct	FT	FTA	Pct	Off	Def	Tot	Avg	PF	FO	Ast	TO	Blk	Stl	Pts	Avg
2022-23 (HPU)	28	28	1964	34.4	144	293	.491	74	158	.468	42	55	.764	21	90	111	4.0	60	0	40	49	17	29	404	14.4
2023-24 (HPU)	29	29	996	34.3	130	361	.360	73	211	.346	91	114	.798	14	126	140	4.8	60	0	49	46	9	26	424	14.6
Total	57	57	1960	34.4	274	654	.419	147	369	.398	133	169	.787	35	216	251	4.4	120	0	89	95	26	55	828	14.5





9 JONAS AIDOO

6-11, 240, F, Grad Sr. // Durham, N.C. // Liberty Heights Athletic Institute // Tennessee

@Jonasaidoo

@jonasaidoo

- Last is pronounced **AY-doo**
- Graduated from Tennessee in August 2024 (B.S. in Journalism & Electronic Media) ... Is pursuing a second undergraduate degree in Arts & Sciences from Arkansas.
- Born on Dec. 10, 2002, in Durham, N.C. ... The son of Regina Parker-Aidoo and Tony Aidoo ... Siblings: Billy

Played his first three seasons at Tennessee ... Played in 90 games with 45 starts ... Scored 629 points (411 in 2023-24) and grabbed 476 rebounds (263 in 2023-24) with 120 blocked shots (66 in 2023-24).

- 2024 NABC Second Team All-District
- 2024 First Team All-SEC (AP)
- 2024 Second Team All-SEC (Coaches)
- 2024 SEC All-Defensive Team
- 2022-23 Winter SEC Academic Honor Roll
- 2021-22 First-Year SEC Academic Honor Roll

2023-24 (Jr. at Tennessee):

- 2024 NABC Second Team All-District || • 2024 First Team All-SEC (AP) || • 2024 Second Team All-SEC (Coaches) || • 2024 SEC All-Defensive Team
- SEC Player of the Week (Jan. 19)

Just the fifth Vol to earn SEC All-Defensive Team honors ... One of two Volunteers to start all 36 games ... He averaged 11.4 points, 7.3 rebounds ... Ranked third in the SEC in blocked shots (1.83 avg. and 66 total) ... Was fourth in the SEC in rebounds per game (7.3), total rebounds (263) and offensive rebounds per game (2.78) ... Also fourth in the SEC in double-doubles with 8 ... Named SEC Player of the Week (Feb. 19) as he averaged 17.0 points, 10.0 rebounds and 1.5 blocks per game across a pair of dominant league victories versus Arkansas and Vanderbilt ... His 66 blocks rank third on the UT single-season list and 100 offensive rebounds rank fifth-best in UT season history ... Scored 11 points with three assists and hit three key free throws in the final 50 seconds of the NCAA Tournament Round of 32 win over Texas ... Tallied 15 points on 5-of-6 shooting and added three blocked shots in the NCAA opening-round victory over Saint Peter's ... Wrapped up the regular season vs Kentucky with 11 points, eight rebounds and five blocked shots, which tied his career high ... Totaled 14 points, nine rebounds and two steals in the victory at South Carolina to help Tennessee clinch an outright SEC title ... Registered 14 points on 6-of-10 shooting, adding a team-best seven rebounds, in the victory over Auburn ... Put up 18 points, a game-best 14 rebounds and a game-high three blocks versus Texas A&M ... Produced 14 points on 6-of-9 shooting at Missouri), adding a game-best four blocks to become the 18th person with over 100 rejections as a Volunteer ... Recorded his third 20-point, 10-rebound performance of the season, tied for the third-most by a Volunteer in a campaign in the last 20 years (2004-24), by leading all players with 23 and 12, respectively, in the win at Arkansas, finishing 11-of-14 from the field to set a career high in makes ... Compiled an 11-point and game-best 11-rebound double-double in the victory at No. 10/8 Kentucky (2/3/24), adding a team-high three blocks ... Logged nine points, a game-best 10 rebounds and two blocks in the comeback win at Vanderbilt ... Had 19 points in back-to-back games ... First on 9-of-16 shooting, along with a team-high nine rebounds and team-leading two blocks, versus Florida ... Second on 9-of-14 shooting in the win over Alabama ... Totaled 10 points, a career-high 15 rebounds and a career-best five blocks in a career-best 35 minutes at Georgia ... Amassed 24 points, the second-most of his career, and 10 rebounds in the SEC-opening win over, finishing 10-of-19 from the floor to tie a career high in makes ... Poured in a career-best 29 points, including 21 in the first 17 minutes, on 10-of-16 shooting versus Georgia Southern, adding 11 rebounds, two steals and two blocks ... Notched 14 points, seven rebounds and two blocks in the victory over Illinois ... Registered a then career-high 17 points against George Mason, shooting 7-of-11 overall and 2-of-2 beyond the arc, while adding a game-leading eight rebounds and tying his career-best with four assists ... Corralled 11 rebounds - five on the offensive glass - to go with eight points and three steals versus top-ranked Kansas ... Recorded a double-double in the win over Syracuse at the Maui Invitational, posting 14 points and 11 rebounds ... Had 10 points and a team-high seven rebounds in the victory at Wisconsin.

2022-23 (So. at Tennessee):

Played in 35 games with nine starts and was the first Vol off the bench a team-high 19 times ... Averaged 5.1 points and 4.9 rebounds with 44 blocked shots ... Ranked seventh in the SEC in blocked shots (1.26 avg.) ... Was Tennessee's top offensive rebounder on the season (1.8 orpg) ... Led the Vols in blocks 21 times and rebounding eight times ... Was Tennessee's team leader in rebounding (5.2 rpg) and blocks (1.4 bpg) during SEC play ... Through Tennessee's three NCAA Tournament games, he shot a team-best .625 (10 for 16) while averaging 8.0 points and a team-high 5.3 rebounds ... Posted a team-high-tying 10 points and seven rebounds in Tennessee's season-ending loss to Florida Atlantic in the Sweet Sixteen (3/23/23) ... Scored eight points, had five rebounds and blocked three shots in the NCAA second-round win over Duke ... Was a team-high +15 in the first-round win against Louisiana ... Played a then career-high 30 minutes in the home finale against Arkansas, scoring eight points on 4-of-6 shooting ... Starred in Tennessee's home win over top-ranked Alabama, posting his first career double-double and finishing with 12 points, 11 rebounds and three blocks ... Had an eight-point, seven-rebound performance at LSU in which he grabbed five offensive boards ... Scored a then career-high 15 points at South Carolina, making 2-of-3 from beyond the arc ... Pulled down a then career-high 13 rebounds - six of which were offensive - with three blocked shots in a then career-high 29 minutes in the SEC opener at Ole Miss ... Blocked a career high five shots and scored seven points with six rebounds against McNeese State ... Filled the stat sheet during 24 minutes of action in the win over Kansas, totaling team-highs in rebounds (9) and blocks (2), as well as recording five points and three steals ... In the win over Southern Cal, posted six points, nine rebounds and two steals in 25 minutes while recording a team-best +17 ... Made his first career 3-point basket during the season-opening win over Tennessee Tech.

2021-22 (Fr. at Tennessee):

Averaged 2.1 points and 2.2 rebounds in 7.7 minutes per game while making 19 appearances off the bench ... Saw action in each of Tennessee's games after Olivier Nkamhoua was sidelined due to injury on Feb. 5 ... Scored four points in five minutes during the NCAA second-round contest against Michigan ... Recorded three points, three blocks and five rebounds in the win over Arkansas ... Tied his season-high with five points at Georgia ... In a season-high 23 minutes at Missouri, had five points, five rebounds and three blocks ... Scored four points and grabbed six rebounds at Arkansas ... Played a large role in the win over Kentucky with five points, seven rebounds and three blocked shots ... Scored his first collegiate points with a dunk during Tennessee's win over Presbyterian, also recording an assist and rebound in five minutes of action ... His collegiate debut was delayed after an illness sidelined him for multiple weeks of the preseason in October.

High School:

Graduated from Durham Voyager Academy in 2020 and spent a prep year at Liberty Heights Athletic Institute in Charlotte, where he was coached in 2020-21 by Michael Wright ... Was rated as high as No. 21 nationally in the Class of 2021 by Rivals.com, and he was tabbed as the top prospect in the state of North Carolina by the 247sports.com composite ... Averaged 15 points, 11 rebounds, three assists and two blocks while shooting 68 percent in his lone season at Liberty Heights. ... At the Phenom HoopState Championship in Rock Hill, South Carolina, in March of 2021, Aidoo posted a three-game scoring average of 17.3 points while leading Liberty Heights to the championship game ... As a high school senior in 2019-20, he averaged 11 points, six rebounds and three blocks per game at Durham Voyager Academy. ... A growth spurt prior to his sophomore year added five inches to his frame. ... Played his AAU ball with Pro Skill Basketball's "Team Curry" program, coached by Sim Frazier.



DOUBLE-DOUBLES (9)

SOPHOMORE (at Tennessee) (1)
02/15/23 • at Alabama 12 pts 11 reb

JUNIOR (at Tennessee) (8)
11/20/23 • vs Syracuse 14 pts 11 reb
12/12/23 • GA SOUTHERN 29 pts 11 reb
01/06/24 • OLE MISS 24 pts 10 reb
01/13/24 • at Georgia # 10 pts 15 reb
01/16/24 • FLORIDA # 19 pts 10 reb
02/03/24 • at Kentucky 11 pts 11 reb
02/14/24 • at Arkansas 23 pts 12 reb
02/24/24 • TEXAS A&M 18 pts 14 reb

- back-to-back games

AIDOO'S PERSONAL BESTS

POINTS
Career: 29 vs Georgia Southern (12/12/23)
SEC: 24 vs Ole Miss (01/06/24)

FG MADE
Career: 11 at Arkansas (02/15/24)
SEC: 11 at Arkansas (02/15/24)

FG ATTEMPTED
Career: 19 vs Ole Miss (01/06/24)
SEC: 19 vs Ole Miss (01/06/24)

3-POINT FG MADE
Career: 2 (2x) LAST vs George Mason (12/05/23)
SEC: 2 at South Carolina (01/07/23)

3-PT FG ATTEMPTS
Career: 3 (2x) LAST vs Ga Southern (12/12/23)
SEC: 2 at South Carolina (01/07/23)

FT MADE
Career: 8 vs Georgia Southern (12/12/23)
SEC: 6 at Alabama (03/02/24)

FT ATTEMPTED
Career: 11 vs Georgia Southern (12/12/23)
SEC: 9 at Alabama (03/02/24)

REBOUNDS
Career: 15 at Georgia (01/13/24)
SEC: 15 at Georgia (01/13/24)

ASSISTS
Career: 4 (4x) LAST vs Georgia Mason (12/05/23)
SEC: 4 vs Mississippi State (01/02/23)

STEALS
Career: 3 (2x) LAST vs Kansas (11/22/23)
SEC: 2 (2x) LAST at South Carolina (03/06/24)

BLOCKED SHOTS
Career: 5 (3x) LAST vs Kentucky (03/09/24)
SEC: 5 (2x) LAST vs Kentucky (03/09/24)

MINUTES
Career: 34:04 at Georgia (01/13/24)
SEC: 34:04 at Georgia (01/13/24)

JONAS AIDOO CAREER STATISTICS

Year	GP	GS	Min	Avg	FG	FGA	Pct	3FG	3FGA	Pct	FT	FTA	Pct	Off	Def	Tot	Avg	PF	FO	Ast	TO	Blk	Stl	Pts	Avg
2021-22 (TENN)	19	0	148	7.8	13	40	.325	0	0	.000	14	17	.824	19	23	42	2.2	19	0	3	5	10	4	40	2.1
2022-23 (TENN)	25	9	637	18.2	76	150	.507	5	18	.278	21	28	.750	63	108	171	4.9	69	1	33	28	44	17	178	5.1
2023-24 (TENN)	36	36	895	24.9	173	336	.515	3	15	.20	62	99	.626	100	163	263	7.3	78	4	35	36	66	26	411	11.4
Totals	90	45	1680	18.7	262	526	.498	8	33	.524	97	144	.974	182	294	476	5.3	166	5	71	69	120	47	629	7.0





21 D.J. WAGNER

6-4, 195, G, So. || Camden, N.J. || Camden HS || Kentucky

@dg_wag21

• Major: Communications ... Born on May 4, 2005, in Camden, N.J. ... Son of Syreeta Brittingham and Dajuan Wagner ... His father played college basketball at Memphis for John Calipari and was drafted sixth overall by the Cleveland Cavaliers in 2002 ... Grandfather is Milt Wagner who won a national championship at Louisville in 1986 (with Kenny Payne) and was a second round pick by the Dallas Mavericks in 1986 ... Siblings are Dayonni Wagner and current Razorback Kareem Watkins.

Played his freshman season at Kentucky.

- 2024 SEC All-Freshman Team
- Three-Time SEC Freshman of the Week

2023-24 (Fr. at Kentucky):

• SEC All-Freshman Team || • Three-time SEC Freshman of the Week honoree

Made 28 starts in 29 appearances ... Ranked seventh in the SEC in assists/turnover ratio (2.23) and 12th in assists per game (3.3) ... Had 13 double-digit scoring efforts ... Recorded 20 games with three or more assists ... First SEC Freshman of the Week honor (Nov. 20) was the result of him averaging 25.0 points and 5.5 assists per game in an overtime win over Saint Joseph's and Marshall ... He pumped in 22 points (seven in overtime including 5-of-6 from the line) with six assists vs. St. Joseph's then bettered that with a season-best 28 points versus Marshall, adding five assists and three steals ... Second honor (Dec. 18) was won when he posted 14 points, five assists and six rebounds in the upset of No. 9 North Carolina ... Third honor (Jan. 22) came after he averaged 12.5 points and 6.0 assists per game in victories over Mississippi State and Georgia ... Notably, he tallied a double-double against Georgia with 18 points and a season-high 10 assists ... Recorded 11 points, five assists and four rebounds, while draining a trio of 3-pointers in the home win over Vanderbilt ... Posted 19 points, an SEC high, and connected on a season-high four 3-pointers in the home victory over Arkansas ... Logged 18 points and had four assists at Texas A&M ... Scored 16 points at home vs. Missouri ... Back-to-back efforts with 14 points in wins over Florida and Illinois State ... Tallied 13 points, four assists and three steals in his collegiate debut vs. New Mexico State.

High School:

Rated as high as No. 4 by both ESPN and 247Sports ... McDonald's All-American Game MVP ... Gatorade New Jersey Player of the Year for three straight seasons ... Member of USA Men's Nike Hoop Summit team ... 2023 Iverson Classic Co-MVP ... Iverson Classic 3-point Champion ... Iverson Classic National High School Player of the Year ... Stephen Jackson Community Leadership Award winner ... NJ.com First-Team All-State ... Averaged 19.6 points, 4.3 rebounds, 3.3 assists and 3.1 steals per contest as a junior, helping Camden to the NJSIAA Group 2 state championship.



DOUBLE-DOUBLES (1)

FRESHMAN (at Kentucky) (1)
01/20/24 • vs GEORGIA 18 pts 10 asts

WAGNER'S PERSONAL BESTS

POINTS	
Career: 28	vs Marshall (11/24/23)
SEC: 19	vs Arkansas (03/02/24)
FG MADE	
Career: 10	vs Marshall (11/24/23)
SEC: 8	vs Georgia (01/20/24)
FG ATTEMPTED	
Career: 15	at Texas A&M (01/13/24)
SEC: 15	at Texas A&M (01/13/24)
3-POINT FG MADE	
Career: 4	vs Arkansas (03/02/24)
SEC: 4	vs Arkansas (03/02/24)
3-PT FG ATTEMPTS	
Career: 8	vs Stonehill (11/17/23)
SEC: 5 (3x)	LAST vs Vanderbilt (03/06/24)
FT MADE	
Career: 7	vs St. Joseph's (11/20/23)
SEC: 6	at Auburn (02/17/24)
FT ATTEMPTED	
Career: 8	vs St. Joseph's (11/20/23)
SEC: 7	vs Missouri (01/09/24)
REBOUNDS	
Career: 6	vs North Carolina (12/16/23)
SEC: 4 (2x)	LAST vs Texas A&M (03/15/24)
ASSISTS	
Career: 10	vs Georgia (01/20/24)
SEC: 10	vs Georgia (01/20/24)
STEALS	
Career: 3 (3x)	LAST at S. Carolina (01/23/24)
SEC: 3	at South Carolina (01/23/24)
BLOCKED SHOTS	
Career: 2	vs Stonehill (11/17/23)
SEC: -	
MINUTES	
Career: 36:02	at Florida (01/06/24)
SEC: 36:02	at Florida (01/06/24)

D.J. WAGNER CAREER STATISTICS

Year	GP	GS	Min	Avg	FG	FGA	Pct	3FG	3FGA	Pct	FT	FTA	Pct	Off	Def	Tot	Avg	PF	FO	Ast	TO	Bk	Stl	Pts	Avg
2023-24 (UK)	29	28	748	25.8	105	259	.405	28	96	.292	49	64	.766	5	49	54	1.7	45	1	96	43	5	24	287	9.9





25 KAREEM WATKINS

5-8, 175, G, Grd. Sr. || Camden, N.J. || Kingsway Regional HS || Kentucky



- Born on Feb. 3, 2002, in Camden, N.J.
- Mother is Syreeta Brittingham and his stepfather is Dajuan Wagner, who played at Memphis for John Calipari and was drafted sixth overall by the Cleveland Cavaliers in 2002 ... Siblings are Dayonni Wagner and current Razorback Dajuan (D.J.) Wagner Jr.

Was a member of the Kentucky basketball program for four seasons ... Watkins graduated in the Spring of 2024 from Kentucky with a degree in Finance and is pursuing a Master's in Adult and Lifelong Learning at Arkansas.

2023-24 (Sr. at Kentucky):

Appeared in six games, including making a start on senior night against Vanderbilt ... Snared a rebound in one minute against the Commodores ... Attempted a 3-pointer on the road at Vanderbilt ... Saw action in the win over Illinois State ... Had a shot attempt against Louisville ... Dished an assist in the win over Marshall ... Saw his first action of the season against New Mexico State.

2022-23 (Jr. at Kentucky):

Appeared in four games off the bench ... Had an assist in the win over North Florida ... Logged two minutes of action in the Auburn, Howard and South Carolina State wins.

2021-22 (So. at Kentucky):

Appeared in nine games in 2021-22 ... Had three rebounds, two assists and a pair of steals ... Picked up a steal against High Point ... Had an assist vs. Western Kentucky ... Snared a rebound vs. Central Michigan ... Had a rebound and a steal against North Florida ... Registered a rebound against Mount St. Mary's ... Named to the Southeastern Conference Winter Academic Honor Roll.

2020-21 (Fr. at Kentucky):

Joined the team as a walk-on ... Made one appearance, logging two minutes in Kentucky's dominating regular-season finale victory over South Carolina.

High School:

Appeared in all 26 games for Kingsway Regional during his senior season ... Averaged 8.7 points per game ... Notched 11 double-figure scoring efforts and knocked down multiple 3-pointers in 12 games ... Scored a season-high 19 points on six made 3's with four assists against Woodstown ... Dished out four or more assists in 14 games ... Produced three or more steals in 10 games ... Helped advance Kingsway to the 2020 New Jersey State Interscholastic Athletic Association Group 4 Championship field of 64.



WATKINS' PERSONAL BESTS

POINTS	Career: --
	SEC: --
FG MADE	Career: --
	SEC: --
FG ATTEMPTED	Career: 1 (4x) Last at Vanderbilt (02/06/24)
	SEC: 1 (2x) Last at Vanderbilt (02/06/24)
3-POINT FG MADE	Career: --
	SEC: --
3-PT FG ATTEMPTS	Career: 1 (3x) Last at Vanderbilt (02/06/24)
	SEC: 1 (2x) Last at Vanderbilt (02/06/24)
FT MADE	Career: --
	SEC: --
FT ATTEMPTED	Career: --
	SEC: --
REBOUNDS	Career: 1 (4x) LAST vs Vanderbilt (03/06/24)
	SEC: 1 vs Vanderbilt (03/06/24)
ASSISTS	Career: 1 (4x) Last vs Marshall (11/24/23)
	SEC: --
STEALS	Career: 1 (2x) Last vs High Point (12/31/21)
	SEC: --
BLOCKED SHOTS	Career: --
	SEC: --
MINUTES	Career: 2:14 vs North Florida (11/23/22)
	SEC: 2:02 vs Auburn (01/25/23)

KAREEM WATKINS CAREER STATISTICS

Year	GP	GS	Min	Avg	FG	FGA	Pct	3FG	3FGA	Pct	FT	FTA	Pct	Off	Def	Tot	Avg	Pf	Fo	Ast	To	Blk	Stl	Pts	Avg
2020-21 (UK)	1	0	2	2.0	0	0	.000	0	0	.000	0	0	.000	0	0	0	0.0	0	0	0	0	0	0	0	0.0
2021-22 (UK)	9	0	13	1.4	0	1	.000	0	0	.000	0	0	.000	1	2	3	0.3	2	0	2	3	0	2	0	0.0
2022-23 (UK)	4	0	8	2.0	0	1	.000	0	1	.000	0	0	.000	0	0	0	0.0	0	0	1	1	0	0	0	0.0
2023-24 (UK)	5	1	5	0.8	0	2	.000	0	2	.000	0	0	.000	0	1	1	0.0	0	0	1	0	0	0	0	0.0
Totals	20	1	27	1.4	0	4	.000	0	3	.000	0	0	.000	1	3	4	0.2	2	0	4	4	0	2	0	0.0





44 ZVONIMIR IVIŠIĆ

7-2, 235, F, So. // Vodice, Croatia // Kentucky

@zvonimir_ivisic

@zvonimir_ivisic_

- Name is pronounced ZVON-uh-meer EE-vee-sitch ... Major: Communications
- Born on August 9, 2003, in Vitez, Bosnia and Herzegovina ... Son of Mladenko and Marina Ivisic
- Has three siblings, Nikola, Jelena and Tomislav ... His twin (younger by four minutes) brother, Tomislav, plays at Illinois and is his life's greatest influence.

Played his freshman season at Kentucky.

2023-24 (Fr. at Kentucky):

Missed the first 16 games before becoming eligible on Jan. 20, 2024 ... Made his debut for the Wildcats against Georgia ... For the season, he appeared in 15 games ... Averaged 5.5 points, 3.3 rebounds and 1.3 blocks per game ... Connected on 57.7% from the field, 37.5% from 3-point range and 77.3% from the charity stripe ... Had four double-figure scoring efforts ... Led UK in rebounding three times and blocks in seven games ... Tallied four games with three or more rejections ... Had best game of the season vs. No. 13 Alabama, scoring a season-high 18 points on a season-best seven made field goals ... Also led the team with a season-high four rejections in 20 minutes against the Tide ... Pulled down a season-high nine boards while going a season-best 6-of-7 at the free throw line vs. Arkansas, also adding 12 points and two blocks ... Scored seven points and blocked three shots vs. Texas A&M in the SEC Tournament ... Played a season-high in minutes for the second straight game with 21 minutes of action at Mississippi State while registering a team-high three blocks ... Scored 11 points in 12 minutes, adding a team-high seven boards, in a road win at Vanderbilt ... Led the team in blocks in each of his first two games played ... Made collegiate debut vs. Georgia, scoring 13 points in 16 minutes ... He drained a trio of 3-pointers, while also leading the team with three blocks and tied for the team lead with five rebounds.

Prior to College:

Averaged 11.4 points, 5.3 rebounds and 3.4 blocks per game in the FIBA U20 European Championship for his home country of Croatia ... Also shot 34% from 3-point range and averaged nearly 20 minutes a game ... For two seasons, he suited up for SC Derby in Montenegro ... Averaged 5.2 points, 3.5 rebounds and 1.1 blocks per game in the Adriatic League ... During the playoffs, he produced his best outing with 22 points, 13 rebounds and three blocks against European League side Partizan.



IVISIC'S PERSONAL BESTS

POINTS	Career: 18	vs Alabama (02/24/24)
	SEC: 18	vs Alabama (02/24/24)
FG MADE	Career: 7	vs Alabama (02/24/24)
	SEC: 7	vs Alabama (02/24/24)
FG ATTEMPTED	Career: 11	vs Alabama (02/24/24)
	SEC: 11	vs Alabama (02/24/24)
3-POINT FG MADE	Career: 3	vs Georgia (01/20/24)
	SEC: 3	vs Georgia (01/20/24)
3-PT FG ATTEMPTS	Career: 4	vs Georgia (01/20/24)
	SEC: 4	vs Georgia (01/20/24)
FT MADE	Career: 6	vs Arkansas (03/02/24)
	SEC: 6	vs Arkansas (03/02/24)
FT ATTEMPTED	Career: 7	vs Arkansas (03/02/24)
	SEC: 7	vs Arkansas (03/02/24)
REBOUNDS	Career: 9	vs Arkansas (03/02/24)
	SEC: 9	vs Arkansas (03/02/24)
ASSISTS	Career: 2 (3x)	LAST vs Oakland (03/21/24)
	SEC: 2 (2x)	LAST at Vanderbilt (01/06/24)
STEALS	Career: 2	vs Georgia (01/20/24)
	SEC: 2	vs Georgia (01/20/24)
BLOCKED SHOTS	Career: 4	vs Alabama (02/24/24)
	SEC: 4	vs Alabama (02/24/24)
MINUTES	Career: 21:25	at Mississippi State (02/27/24)
	SEC: 21:25	at Mississippi State (02/27/24)



ZVONIMIR IVISIC CAREER STATISTICS

Year	GP	GS	Min	Avg	FG	FGA	Pct	3FG	3FGA	Pct	FT	FTA	Pct	Off	Def	Tot	Avg	PF	FO	Ast	TO	Blk	Stl	Pts	Avg
2023-24 (UK)	15	0	1476	11.7	30	52	.577	6	16	.375	17	22	.723	16	33	49	3.3	23	1	9	15	20	5	83	5.5





45 LAWSON BLAKE

6-10, 240, F, Sr. // Fayetteville, Ark. // Fayetteville HS // Link Year (Mo.) Prep

@_lawsonblake_
@lawson.blake

- Major: Exercise Science and is planning to start medical school upon graduation
- Born on January 3, 2002, in San Antonio, Texas
- Son of Larry and Allison Blake ... Siblings: Carolina, Walker and Macey

Tore his right achilles tendon in the Summer of 2024 and hopes to be healthy during SEC action.

Participated in the SEC Leadership Council in the summer of 2023
Two-Year Arkansas SAAC member (2022-23 and 2023-24)

Named to the:

- 2021-22 SEC First-Year Academic Honor Roll
- 2022-23 SEC Winter Academic Honor Roll
- 2023-24 SEC Winter Academic Honor Roll

University/Athletics Department Honors:

- Fall 2021 - University Dean's List Honor Roll and Departmental AD's Honor Roll (3.8 GPA)
- Spring 2022 - Departmental Honor Roll (3.46 GPA)
- Fall 2022 - University's Chancellor's List and Department's Champions Honor Roll (4.0 GPA)
- Spring 2023 - Departmental Honor Roll (3.25 GPA)
- Fall 2023 - University's Chancellor's List (4.0 GPA)
- Spring 2024 - University Dean's List Honor Roll and Departmental AD's Honor Roll (3.769 GPA)

2023-24 (Jr.):

Played in four games and had one point and one rebound, both versus Alcorn ... Was 1-of-2 at the free throw line and had a defensive rebound.

2022-23 (So.):

Played in nine games ... Scored his first career points in the win over Georgia, converting an old-fashion, 3-point play with 27 seconds left (WATCH BASKET AND TEAM REACTION) ... Grabbed his first career rebound in the win over Fordham ... Had a career-high two boards versus UNC Asheville.

2021-22 (Fr.):

Made the team as a walkon ... Played in five games, including Arkansas' second-round NCAA Tournament win over New Mexico State.

Prior to Arkansas:

Reclassified for 2020-21 and played his senior season at Link Year Prep, the same prep school that produced Razorback All-America Mason Jones ... Averaged 13 points and seven rebounds at Link Year ... As a junior at Fayetteville HS, averaged four points and three rebounds to help the Bulldogs to a 21-9 record.



BLAKE'S PERSONAL BESTS

POINTS	Career: 3 vs Georgia (02/21/23)
	SEC: 3 vs Georgia (02/21/23)
FG MADE	Career: 1 vs Georgia (02/21/23)
	SEC: 1 vs Georgia (02/21/23)
FG ATTEMPTED	Career: 1 (5x) Last vs Missouri (02/24/24)
	SEC: 1 (3x) Last vs Missouri (02/24/24)
3-POINT FG MADE	Career: --
	SEC: --
3-PT FG ATTEMPTS	Career: --
	SEC: --
FT MADE	Career: 1 (2x) Last vs Alcorn State (11/06/23)
	SEC: 1 vs Georgia (02/21/23)
FT ATTEMPTED	Career: 3 vs Georgia (02/21/23)
	SEC: 3 vs Georgia (02/21/23)
REBOUNDS	Career: 2 vs UNC Asheville (12/21/22)
	SEC: --
ASSISTS	Career: --
	SEC: --
STEALS	Career: --
	SEC: --
BLOCKED SHOTS	Career: --
	SEC: --
MINUTES	Career: 1:54 vs South Dakota State (11/16/22)
	SEC: 1:46 vs Florida (02/18/23)

LAWSON BLAKE CAREER STATISTICS

Year	GP	GS	Min	Avg	FG	FGA	Pct	3FG	3FGA	Pct	FT	FTA	Pct	Off	Def	Tot	Avg	PF	FO	Ast	TO	Blk	Stl	Pts	Avg
2021-22	5	0	5	1.0	0	0	.000	0	0	.000	0	0	.000	0	0	0	0.0	0	0	0	0	0	0	0	0.0
2022-23	9	0	13	1.4	1	4	.250	0	0	.000	1	3	.333	1	3	4	0.4	1	0	0	1	0	0	3	0.3
2023-24	4	0	2	0.5	0	0	.000	0	0	.000	1	2	.500	0	1	1	0.3	0	0	0	0	0	0	1	0.3
TOTAL	18	0	20	1.1	1	4	.250	0	0	.000	2	5	.400	1	4	5	0.3	1	0	0	1	0	0	4	0.2



FRESHMEN


0 JADEN KARULETWA

6-5, 185, G, Fr. || Sun Valley, Calif. || Village Christian HS

- Last name is pronounced **Car-RUE-leh-Twah** || • Major: Business
- Born on April 24, 2005, in Seattle, Wash.
- Son of Arthur and Amy Karuletwa ... His dad played basketball at Master's University in Ventura, Calif. ... Has a younger sister, Zuri

High School:

Named first team All-Olympic League as a senior as he averaged 14.1 points and 4.6 rebounds ... Shot 94% from the free throw line and 49% from 3-point range ... Scored over 1,000 points in his career ... Was listed as one of the top guards of the CIF Southern Section prior to the 2023-24 season ... Named his school's Athlete of the Year and his team's Hardest Worker in 2024 Played freshman and sophomore years at Santa Clara Christian.



2 BOOGIE FLAND

6-2, 175, G, Fr. || Bronx, N.Y. || Archbishop Stepinac HS

@boogiefland

@boogieee

- First name is **Johnuel** (pronounced **JOHN-well**) but has been called "Boogie" since he was six as he always dancing ... Major: Arts & Sciences
- Born on July 10, 2006, in New York City • Son of Johnuel Fland and Shakima Smith.
- Has three younger siblings, Brother, RJ Archer, and Sisters Aly Fland and Riley Archer.

Publication	Rating	National	Position	State
Rivals	5 Star	#10 National	#1 PG	NA
ESPN	5 Star	#15 National	#2 PG	#3 N.Y.
247 Composite	5 Star	#19 National	#2 CG	#3 N.Y.
On3 Composite	4 Star	#19 National	#1 PG	## N.Y.
ON3	4 Star	#21 National	#1 PG	#3 N.Y.
247	4 Star	#26 National	#2 CG	#3 N.Y.

High School:

- 2024 McDonald's All-American || • 2024 Jordan Brand Classic || • 2024 USA Basketball Nike Hoop Summit selection || • 2024 USA Basketball Men's Junior National Select Team || • 2024 Jersey Mike's Naismith Trophy High School All-America Honorable Mention || • Voted Mr. New York Basketball by BCANY (Basketball Coaches Association of New York) || • Named the New York MaxPreps High School Boys Basketball Player of the Year as a senior || • Picked as the New York Sports Writers Association AAA Player of the Year

Averaged 19.3 points, 6.6 rebounds, 3.6 assists and 2.4 steals per game while shooting 46% from the field, 37% three-point range and 83% from the free-throw line ... Stepinac won the inaugural (2024) PSAL vs CHSAA Basketball Championship with a victory over Eagle Academy for Young Men II ... Led Stepinac to back-to-back CHSAA Championships and a state runner-up finish as a sophomore ... CHSAA AA MVP and 2024 Iohud Westchester/Putnam Boys Basketball Player of the Year ... Was on the 2023-24 Naismith Boys High School Player of the Year midseason watch list selection ... Averaged 18.11 points, 4.2 rebounds, 3.7 assists and 2.0 steals per game as a junior ... Logged 14.4 points, 5.0 rebounds, 2.7 assists and 1.9 steals as a sophomore.

With USA Basketball:

- 2024 USA Basketball Men's Junior National Select Team.
- Participated at the 2023 Men's Junior National Team October minicamp.
- Attended the 2023 Men's Junior National Team April minicamp.
- Played for 2022 USA Basketball U17 National Team and helped team to a gold medal at the 2022 FIBA U17 World Cup.
- Participated in the 2021 Men's U16 National Team training camp.
- Attended the 2021 Men's Junior National Team May minicamp.



FRESHMEN

5 CASMIR CHAVIS

6-0, 185, G, Fr. || Minneapolis, Minn. || Park Center Senior HS

@casmirchavis11

@jiggy.cash11

- Name is pronounced **CASH-mer** **CHAY-vis** ... Likes to be called "Cash" ... Originally signed with Washington (Fall 2023) but was released from his NLI.
- Major: Recreation and Sport Management
- Born on Jan. 19, 2006, Minneapolis, Minn... • Son o Tiarra Chavisi • Siblings, Chrissette Chambers and Chaing Ring

High School:

Rated a 3-star prospect and the fourth-best prospect from Minnesota ... On3 ranks him the #19 point guard in the country while 247 has him as the #22 combo guard in the country ... Was 1 of 5 finalists for the Minnesota Mr. Basketball ... Named PrepHoops.com AAAA Player of the Year, AAAA first team All-State and overall Senior All-State team ... Tabbed first team All-Metro by the Star Tribune for 2023-24 ... Averaged 23.5 points, 6.9 rebounds, 6.4 assist and 2.5 steals as a senior ... As a junior, named to the Star Tribune second team All-Metro team ... Won a state championship as a sophomore and is a three-time conference champion ... Also played wide receiver on the Park Center football team.



11 KARTER KNOX

6-6, 220, F, Fr. || Tampa, Fla. || Overtime Elite - RWE

@boogiefland

@boogieee

• Major: Communications ... Born on May 16, 2005, in Tampa, Fla. ... Son of Kevin and Michell Knox ... Siblings are Kevin and Kobe ... His father, Kevin Sr., played wide receiver at Florida State and later with the Arizona Cardinals ... His older brother, Kevin II, was the ninth pick of the 2018 draft and played for Calipari at Kentucky where he was the 2018 SEC Freshman of the Year ... His older brother, Kobe, plays basketball at South Florida.

Publication	Rating	National	Position	State
247 Composite	5 Star	#22 National	#7 SF	#2 Ga.
On3	4 Star	#19 National	#6 SF	#2 Ga.
247	4 Star	#21 National	#6 SF	#3 Ga.
Rivals	4 Star	#21 National	#7 SF	NA
On3 Composite	4 Star	#22 National	#8 SF	#2 Ga.
ESPN	4 Star	#26 National	#7 SG	#3 Fla.

High School:

• 2024 McDonald's All-American

• 2024 Jersey Mike's Naismith Trophy High School All-America honorable mention

Averaged 23.1 points and 5.9 rebounds with Overtime Elite Real Wild Energy (RWE) during the 2023-24 regular season ... In the playoffs, he averaged 21.6 points and 6.1 rebounds ... Made 81 3-pointers and led RWE to the OTE Finals ... Averaged 19.8 points and 4.6 rebounds in 16 games with the Florida Rebels on the Nike EYBL circuit in 2023 spring and summer ... Finished second in scoring in Nike EYBL Regular Season and was named to The Circuit 2nd Team: Nike EYBL Regular Season ... Member of the 2022 USA Basketball U17 National Team ... Began his high school career at Tampa Catholic where he averaged 19.8 points, 9.9 rebounds, 2.6 assists, 1.7 steals, and 1.2 blocks per game as a junior ... 2023 Class 3A state Player of the Year by the Florida Dairy Farmers ... Led the Crusaders to consecutive state semifinal appearances as a sophomore and junior ... Averaged 19.8 points as a sophomore ... Overall, led Tampa Catholic in scoring in each of his three years.



FRESHMEN

14 AYDEN KELLEY

5-10, 170, G, Fr. || Memphis, Tenn. || Northpoint (Miss.) Christian HS

 @AydenKelley18

- Major: Business
- Born on April 9, 2009, in Los Angeles, Calif. ... Son of Antonio Burks and Ayena Harris ... Siblings, Adrielle Harris, Antonio Harris, Breanna Burks ... His father, Antonio, played three seasons at Memphis under John Calipari at Memphis from 2001-04 ... Stepfather Tony Harris, a former Tennessee Volunteers star point guard ... Harris was a McDonald's All-American and rated the #1 point guard in the nation out of high school in Memphis and played for Tennessee from 1997-01.

High School:

He averaged 19 points, four rebounds and four assists as a senior at Northpoint Christian.



24 BILLY RICHMOND III

6-5, 205, F, Fr. || Memphis, Tenn. || Camden (N.J.) HS

@BillyRichmondI

@billyyyz



- Major: Communications ... Born on April 11, 2006, in Memphis, Tennessee.
- Son of Billy Richmond Jr. and Kimberly Thomas ... Siblings: Brother, Trevor Richmond ... Slsiters: Kristian Richmond and McKenzie Thomas
- His father, Billy Jr., began his career at Vanderbilt before transferring to Memphis and playing for John Calipari with the Tigers (2002-04).

Publication	Rating	National	Position	State
247 Composite	5 Star	#25 National	#9 SF	#2 N.J.
On3	4 Star	#20 National	#7 SF	#1 Tenn.
247	4 Star	#22 National	#8 SF	#2 N.J.
Rivals	4 Star	#22 National	#8 SF	NA
On3 Composite	4 Star	#25 National	#9 SF	#1 Tenn.
ESPN	4 Star	#38 National	#11 SF	#1 Tenn.

High School:

- 2024 Jordan Brand Classic National Team
- 2024 Iverson Classic

Named first team NJAthletics All-State ... Also first team NJHoops.com All-State ... Played his final two seasons at Camden (N.J.) HS ... As a senior, averaged 17.6 points, 7.4 rebounds and 2.6 assists with seven double-doubles, 46 blocked shots and 44 steals ... Led Camden to a 30-2 record and the New Jersey Group 2 Championship ... Averaged 17.2 points, 5.6 rebounds and 2.2 assists while playing for the N.J. Scholars on the Nike EYBL circuit in 2023 ... Began his high school career at Memphis East HS.



Jonas AIDOO

2021-22 (FRESHMAN @ TENNESSEE)

Opponent	G/GS	Min	FG-A	3-A	FT-A	Rebounds	PF	A	TO	Bk	Stl	Pts	
UT Martin	DNP												
ETSU	2:06	0-0	0-0	0-0	0-0	0-0	0-0	0-0	0-0	0-0	0-0	0	
vs Villanova	1:51	0-1	0-0	0-0	0-0	0-0	0-0	0-0	0-0	0-0	0-0	0	
vs North Carolina	0:46	0-0	0-0	0-0	0-0	0-0	0-0	0-0	0-0	0-0	0-0	0	
Tennessee Tech	DNP												
Presbyterian	4:30	1-1	0-0	0-0	1-0	1	0	1	0	0	1	2	
at Colorado	DNP												
vs Texas Tech	DNP												
UNC Greensboro	DNP												
USC Upstate	3:12	0-0	0-0	2-2	0-0	0	0	0	0	0	1	2	
Arizona	DNP												
at Alabama	DNP												
Ole Miss	DNP												
at LSU	DNP												
South Carolina	DNP												
at Kentucky	DNP												
at Vanderbilt	DNP												
LSU	DNP												
Florida	DNP												
at Texas	DNP												
Texas A&M	DNP												
at South Carolina	1:55	0-0	0-0	0-0	0-0	0-0	0-0	0-0	0-0	0-0	0-0	0	
at Mississippi State	12:07	1-3	0-0	0-0	3-1	4	3	0	0	0	0	2	
Vanderbilt	3:52	1-1	0-0	0-0	1-0	1	0	0	0	0	0	2	
Kentucky	17:56	2-3	0-0	1-1	3-4	7	1	1	1	3	0	5	
at Arkansas	16:14	2-3	0-0	0-0	3-3	6	1	0	2	0	0	4	
at Missouri	23:07	1-8	0-0	3-3	1-4	5	2	0	1	3	0	5	
Auburn	7:59	0-4	0-0	1-2	3-2	5	1	0	0	0	0	1	
at Georgia	9:47	2-4	0-0	1-1	0-2	2	3	0	0	0	0	5	
Arkansas	19:07	0-3	0-0	3-4	3-2	5	3	0	1	3	1	3	
vs Mississippi St. (SEC)	1:46	1-1	0-0	0-0	1-0	1	2	0	0	0	0	2	
vs Kentucky (SEC)	9:03	0-1	0-0	1-2	0-1	1	2	0	0	1	0	1	
vs Texas A&M (SEC)	2:45	1-1	0-0	0-0	0-0	0	0	0	0	0	0	2	
vs Longwood (NCAA)	3:46	0-2	0-0	0-0	0-3	3	0	1	0	0	1	0	
vs Michigan (NCAA)	4:42	1-4	0-0	2-2	0-1	1	1	0	0	0	0	4	
Totals	19/0	148	13-40	0-0	14-17	19-23	42	19	3	5	10	4	40

2022-23 (SOPHOMORE @ TENNESSEE)

Opponent	G/GS	Min	FG-A	3-A	FT-A	Rebounds	PF	A	TO	Bk	Stl	Pts	
Tennessee Tech	10:29	1-4	1-2	0-0	2-0	2	0	0	0	0	1	3	
vs Colorado	7:43	0-0	0-0	2-2	0-1	1	2	0	2	0	0	2	
FGCU	10:59	0-2	0-1	0-0	2-1	3	2	2	0	0	0	0	
vs Butler	24:12	2-2	0-0	0-0	1-2	3	3	0	1	2	2	4	
vs Southern Cal	25:28	2-10	0-1	2-2	5-4	9	0	1	2	0	2	6	
vs Kansas	23:26	2-3	1-2	0-0	4-5	9	2	1	0	2	3	5	
McNeese	15:57	2-5	0-0	3-4	2-4	6	3	1	0	5	0	7	
Alcorn	21:46	3-5	0-1	0-0	3-4	7	3	1	1	1	0	6	
Eastern Kentucky	13:01	2-5	1-1	1-2	1-3	4	1	1	2	0	0	6	
vs Maryland	DNP												
at Arizona	11:49	1-5	0-1	0-0	1-3	4	3	1	0	0	0	2	
Austin Peay	18:33	5-7	0-0	0-1	4-5	9	1	0	0	1	1	10	
at Ole Miss	28:50	4-8	0-1	0-0	6-7	13	1	2	2	3	0	8	
Mississippi State	13:38	1-2	0-0	0-0	1-4	5	3	4	1	1	1	2	
at South Carolina	19:41	6-9	2-3	1-2	1-2	3	1	1	2	2	1	15	
Vanderbilt	21:37	3-5	0-1	2-2	0-2	2	3	1	1	1	0	8	
Kentucky	13:58	0-1	0-1	0-0	0-4	4	0	1	1	1	0	0	
at Mississippi State	17:27	1-1	0-0	0-0	1-3	4	2	0	0	4	0	2	
at LSU	20:07	3-5	0-1	2-2	5-2	7	2	0	1	1	0	8	
Georgia	17:46	3-7	0-0	0-2	3-3	6	1	0	1	0	0	6	
Texas	6:50	0-2	0-1	0-0	0-0	0	1	2	0	0	0	0	
at Florida	10:54	2-3	0-0	0-0	3-0	3	3	1	0	0	0	4	
Auburn	17:15	0-3	0-0	0-0	0-7	7	1	0	1	0	0	0	
at Vanderbilt	10:53	1-1	0-0	0-0	0-2	2	1	2	0	1	0	2	
Missouri	* 19:58	2-3	0-0	2-2	1-3	4	0	0	0	2	0	6	
Alabama	* 26:53	6-11	0-0	0-0	4-7	11	4	0	2	3	1	12	
at Kentucky	* 21:09	2-4	0-0	0-0	1-6	7	4	0	1	1	1	4	
at Texas A&M	* 15:47	2-2	0-0	2-2	1-4	5	5	1	0	2	0	6	
South Carolina	* 19:01	2-4	0-0	0-0	1-4	5	2	2	0	3	0	4	
Arkansas	* 30:26	4-6	0-0	0-0	1-2	3	2	2	0	0	1	8	
at Auburn	* 29:47	2-5	0-0	0-0	1-2	3	2	2	1	0	1	4	
vs Ole Miss (SEC)	* 14:36	2-2	0-0	0-0	1-2	3	2	0	2	1	0	4	
vs Missouri (SEC)	* 15:17	0-2	0-0	0-0	0-1	1	1	1	0	1	0	0	
vs Louisiana (NCAA)	19:33	3-5	0-0	0-0	1-3	4	4	1	2	2	1	6	
vs Duke (NCAA)	23:22	3-6	0-1	2-2	3-2	5	0	1	0	3	1	8	
vs FAU (NCAA)	21:07	4-5	0-0	2-3	3-4	7	4	1	2	1	0	10	
Totals	35/9	637	76-150	5-18	21-28	63-108	171	69	33	28	44	17	178

2023-24 (JUNIOR @ TENNESSEE)

Opponent	G/GS	Min	FG-A	3-A	FT-A	Rebounds	PF	A	TO	Bk	Stl	Pts	
Tennessee Tech	* 18:14	2-6	0-1	0-0	1-7	8	0	2	0	4	1	4	
at Wisconsin	* 28:17	5-8	0-1	0-0	2-5	7	3	1	1	2	0	10	
Wofford	* 23:40	3-6	0-1	1-2	2-5	7	0	3	1	2	1	7	
vs Syracuse	* 27:06	6-13	0-1	2-3	2-9	11	2	0	2	1	0	14	
vs Purdue	* 13:18	1-3	0-0	3-4	0-1	1	5	0	0	0	0	5	
vs Kansas	* 26:21	4-10	0-1	0-0	5-6	11	2	0	0	3	3	8	
at North Carolina	* 20:57	5-7	0-0	3-3	0-4	4	5	0	0	1	0	13	
George Mason	* 27:06	7-11	2-2	1-1	1-7	8	0	4	0	1	0	17	
Illinois	* 30:34	6-12	0-1	2-4	4-3	7	3	1	0	2	1	14	
Georgia Southern	* 26:50	10-16	1-3	8-11	6-5	11	0	1	2	2	2	29	
vs NC State	* 25:58	2-4	0-1	0-0	1-3	4	0	1	4	0	0	4	
Tarleton State	* 15:55	3-6	0-0	1-3	3-1	4	3	0	1	0	0	7	
Norfolk State	* 11:24	2-8	0-0	0-0	3-2	5	0	0	2	2	2	4	
Ole Miss	* 31:42	10-19	0-0	4-5	5-5	10	3	2	0	0	0	24	
at Mississippi State	* 20:11	4-5	0-0	1-2	2-3	5	5	0	2	1	1	9	
at Georgia	* 35:04	4-8	0-0	2-2	7-8	15	2	3	1	5	1	10	
Florida	* 21:07	9-16	0-2	1-2	5-5	10	3	2	1	2	1	19	
Alabama	* 24:37	9-14	0-1	1-2	1-3	4	3	1	1	4	1	19	
at Vanderbilt	* 29:34	4-9	0-0	1-4	2-8	10	1	1	1	2	2	9	
South Carolina	* 20:38	2-8	0-0	2-4	1-4	5	4	0	0	2	0	6	
at Kentucky	* 28:25	5-13	0-0	1-1	4-7	11	2	1	0	3	0	11	
LSU	* 28:59	4-6	0-0	2-3	0-5	5	3	1	0	3	0	10	
at Texas A&M	* 20:14	3-5	0-0	0-0	2-3	5	2	0	0	0	1	6	
at Arkansas	* 30:14	11-14	0-0	1-1	3-9	12	1	0	3	0	0	23	
Vanderbilt	* 20:14	5-10	0-0	1-2	4-4	8	3	2	1	3	0	11	
at Missouri	* 31:28	6-9	0-0	2-4	4-0	4	2	2	1	4	1	14	
Texas A&M	* 31:06	9-14	0-0	0-2	6-8	14	3	0	3	3	0	18	
Auburn	* 27:54	6-10	0-0	2-2	3-4	7	5	1	1	1	0	14	
at Alabama	* 22:59	3-6	0-0	6-9	3-4	7	3	0	1	2	1	12	
at South Carolina	* 30:41	6-13	0-0	2-5	5-4	9	1	0	0	0	2	14	
Kentucky	* 36:17	4-11	0-0	3-3	3-5	8	2	0	1	5	1	11	
vs Miss State (SEC)	* 26:17	2-6	0-0	1-2	7-3	10	2	0	2	1	1	5	
vs St Peter's (NCAA)	* 20:24	5-6	0-0	5-9	1-5	6	0	1	1	3	0	15	
vs Texas (NCAA)	* 31:54	4-12	0-0	3-4	0-4	4	1	3	2	2	1	11	
vs Creighton (NCAA)	* 16:56	2-8	0-0	0-0	1-3	4	1	0	0	0	1	4	
vs Purdue (NCAA)	* 10:19	0-4	0-0	0-0	1-1	2	3	2	1	0	1	0	
Totals	36/36	895	173-336	3-15	62-99	100-163	263	78	35	36	66	26	411



Lawson BLAKE

2021-22 (FRESHMAN)

Opponent	GS	Min	FG-A	3-A	FT-A	Rebounds	PF	A	TO	Blk	Stl	Pts
Mercer	DNP											
Gardner-Webb	DNP											
UNI	DNP											
vs Kansas State	DNP											
vs Cincinnati	DNP											
Penn	DNP											
Central Arkansas	1:41	0-0	0-0	0-0	0-0	0	0	0	0	0	0	0
Little Rock	DNP											
Charlotte	DNP											
vs Oklahoma	DNP											
vs Hofstra	DNP											
Elon	0:46	0-0	0-0	0-0	0-0	0	0	0	0	0	0	0
at Mississippi State	DNP											
Vanderbilt	DNP											
at Texas A&M	DNP											
Missouri	1:04	0-0	0-0	0-0	0-0	0	0	0	0	0	0	0
at LSU	DNP											
South Carolina	DNP											
Texas A&M	DNP											
at Ole Miss	DNP											
West Virginia	DNP											
at Georgia	1:01	0-0	0-0	0-0	0-0	0	0	0	0	0	0	0
Mississippi State	DNP											
Auburn	DNP											
at Alabama	DNP											
at Missouri	DNP											
Tennessee	DNP											
at Florida	DNP											
Kentucky	DNP											
LSU	DNP											
at Tennessee	DNP											
LSU (SEC)	DNP											
Texas A&M (SEC)	DNP											
Vermont (NCAA)	DNP											
New Mexico St. (NCAA)	0:01	0-0	0-0	0-0	0-0	0	0	0	0	0	0	0
Gonzaga (NCAA)	DNP											
Duke (NCAA)	DNP											
Totals	0	5	0-0	0-0	0-0	0-0	0	0	0	0	0	0

2022-23 (SOPHOMORE)

Opponent	GS	Min	FG-A	3-A	FT-A	Rebounds	PF	A	TO	Blk	Stl	Pts
North Dakota State	DNP											
Fordham	0:41	0-0	0-0	0-0	0-0	1	0	0	0	0	0	0
South Dakota State	1:54	0-1	0-0	0-0	1-0	1	0	0	0	0	0	0
vs Louisville	0:54	0-0	0-0	0-0	0-0	0	0	0	0	0	0	0
vs Creighton	DNP											
vs San Diego State	DNP											
Troy	DNP											
San Jose State	1:52	0-0	0-0	0-0	0-0	0	0	0	1	0	0	0
UNC Greensboro	DNP											
vs Oklahoma	DNP											
vs Bradley	0:43	0-0	0-0	0-0	0-0	0	0	0	0	0	0	0
UNC Asheville	2:25	0-1	0-0	0-0	0-2	2	1	0	0	0	0	0
at LSU	DNP											
Missouri	DNP											
at Auburn	DNP											
Alabama	DNP											
at Vanderbilt	DNP											
at Missouri	DNP											
Ole Miss	DNP											
LSU	DNP											
at Baylor	DNP											
Texas A&M	DNP											
at South Carolina	DNP											
at Kentucky	DNP											
Mississippi State	DNP											
at Texas A&M	DNP											
Florida	0:46	0-1	0-0	0-0	0-0	0	0	0	0	0	0	0
Georgia	1:19	1-1	0-0	1-3	0-0	0	0	0	0	0	0	3
at Alabama	DNP											
at Tennessee	DNP											
Kentucky	DNP											
vs Auburn (SEC)	DNP											
vs Texas A&M (SEC)	DNP											
vs Illinois (NCAA)	DNP											
vs Kansas (NCAA)	DNP											
vs UConn (NCAA)	1:23	0-0	0-0	0-0	0-0	0	0	0	0	0	0	0
Totals	9/0	12	1-4	0-0	1-3	1-3	4	1	0	1	0	3

2023-24 (JUNIOR)

Opponent	GS	Min	FG-A	3-A	FT-A	Rebounds	PF	A	TO	Blk	Stl	Pts
Alcorn State	0:59	0-0	0-0	1-2	0-1	1	0	0	0	0	0	1
Gardner-Webb	0:56	0-0	0-0	0-0	0-0	0	0	0	0	0	0	0
Old Dominion	DNP											
UNC Greensboro	DNP											
vs Stanford	DNP											
vs Memphis	DNP											
vs North Carolina	DNP											
Duke	DNP											
Furman	DNP											
vs Oklahoma	DNP											
vs Lipscomb	DNP											
Abilene Christian	DNP											
UNC Wilmington	DNP											
Auburn	DNP											
at Georgia	DNP											
at Florida	DNP											
Texas A&M	DNP											
South Carolina	DNP											
at Ole Miss	DNP											
Kentucky	DNP											
at Missouri	0:01	0-0	0-0	0-0	0-0	0	0	0	0	0	0	0
at LSU	0:01	0-0	0-0	0-0	0-0	0	0	0	0	0	0	0
Georgia	DNP											
Tennessee	DNP											
at Mississippi State	DNP											
at Texas A&M	DNP											
Missouri	0:46	0-1	0-0	0-0	0-0	0	0	0	0	0	0	0
Vanderbilt	DNP											
at Kentucky	DNP											
LSU	DNP											
at Alabama	DNP											
vs Vanderbilt (SEC)	DNP											
vs South Carolina (SEC)	DNP											
Totals	4/0	2	0-1	0-0	1-2	0-1	1	0	0	0	0	1



ARKANSAS RAZORBACKS

PLAYER CAREER GAME-BY-GAME STATS

MEET THE RAZORBACKS

Trevon BRAZILE

2021-22 (FRESHMAN AT MISSOURI)

Opponent	GS	Min	FG-A	3-A	FT-A	Rebounds	PF	A	TO	Bk	Stl	Pts	
Central Michigan	DNP	medical											
Kansas City	DNP	medical											
NIU	DNP	medical											
vs SMU	DNP	medical											
vs Florida State	DNP	medical											
Wichita State	DNP	medical											
Paul Quinn at Liberty	DNP	medical											
Eastern Illinois	14:19	1-2	0-1	2-4	0-2	2	1	0	0	1	1	4	
at Kansas	19:54	3-4	2-3	2-2	0-1	1	1	1	1	2	0	10	
Utah	* 16:30	0-1	0-1	0-0	0-3	3	2	1	0	2	0	0	
vs Illinois	* 23:46	3-6	1-4	4-6	2-3	5	1	0	2	6	0	11	
at Kentucky	* 26:04	2-4	0-2	0-1	0-5	5	2	0	2	2	0	4	
Alabama	* 23:24	3-4	0-0	3-5	1-6	7	1	3	0	3	1	9	
at Arkansas	* 20:57	1-3	1-2	0-0	2-6	8	1	0	1	2	0	3	
Texas A&M	* 20:47	2-4	0-0	0-1	0-4	4	0	2	2	4	2	4	
at Ole Miss	* 16:12	3-4	1-1	0-0	0-1	1	2	0	4	2	0	7	
at Alabama	* 12:30	3-4	1-2	0-0	2-1	3	0	0	1	2	1	7	
Auburn	* 19:52	1-3	0-1	0-0	1-2	3	0	1	1	2	0	2	
at Iowa State	* 20:25	1-1	0-0	0-1	0-3	3	3	2	2	1	0	2	
Florida	* 20:03	2-5	0-0	3-4	0-4	4	1	1	2	0	1	7	
at Texas A&M	* 14:17	4-6	0-0	0-0	3-0	3	0	0	0	2	0	8	
at Vanderbilt	* 16:02	2-7	1-3	0-0	0-4	4	1	0	0	2	0	5	
Ole Miss	* 15:45	3-4	0-0	1-3	2-3	5	1	0	2	0	0	7	
Arkansas	* 26:11	4-8	0-3	0-0	1-7	8	3	2	1	1	0	8	
at Mississippi State	* 25:15	2-3	0-0	0-0	2-6	8	0	2	3	2	1	4	
Mississippi State	* 21:59	2-4	1-2	2-4	1-4	5	2	2	1	0	1	7	
Tennessee	* 25:17	1-3	0-1	3-4	1-4	5	1	0	0	2	0	5	
at LSU	* 28:23	5-9	1-2	0-0	2-3	5	4	0	0	0	1	11	
at South Carolina	* 25:57	4-6	0-1	1-2	1-8	9	0	0	0	1	1	9	
Georgia	* 28:09	3-7	1-2	1-2	5-5	10	3	0	1	4	0	8	
Ole Miss (SEC)	* 25:23	2-3	0-0	5-7	2-7	9	0	1	1	3	0	9	
LSU (SEC)	* 30:16	5-11	1-2	4-4	5-3	8	2	1	2	2	2	15	
Totals	22	507	57-105	10-31	27-46	28-92	120	30	18	27	46	10	151

2022-23 (SOPHOMORE AT ARKANSAS)

Opponent	GS	Min	FG-A	3-A	FT-A	Rebounds	PF	A	TO	Bk	Stl	Pts	
North Dakota State	32:20	7-14	3-6	4-5	1-11	12	2	1	2	1	0	21	
Fordham	31:57	3-7	0-2	2-3	4-4	8	3	1	2	1	1	8	
South Dakota State	28:46	5-9	1-1	2-2	2-8	10	3	2	4	2	1	13	
vs Louisville	14:41	0-2	0-2	1-2	0-2	2	3	0	2	0	1	1	
vs Creighton	31:07	7-14	3-5	0-1	1-5	6	5	2	1	3	1	17	
vs San Diego State	40:05	6-14	3-8	5-8	0-9	9	3	0	1	0	2	20	
Troy	25:12	1-5	0-2	1-2	0-0	0	2	1	5	0	2	3	
San Jose State	29:43	8-9	1-2	6-8	0-5	5	2	2	2	2	1	23	
UNC Greensboro	9:04	0-3	0-1	0-0	1-1	2	0	0	1	2	0	0	
vs Oklahoma	DNP	Inj											
vs Bradley	DNP	Inj											
UNC Asheville	DNP	Inj											
at LSU	DNP	Inj											
Missouri	DNP	Inj											
at Auburn	DNP	Inj											
Alabama	DNP	Inj											
at Vanderbilt	DNP	Inj											
at Missouri	DNP	Inj											
Ole Miss	DNP	Inj											
LSU	DNP	Inj											
at Baylor	DNP	Inj											
Texas A&M	DNP	Inj											
at South Carolina	DNP	Inj											
at Kentucky	DNP	Inj											
Mississippi State	DNP	Inj											
at Texas A&M	DNP	Inj											
Florida	DNP	Inj											
Georgia	DNP	Inj											
at Alabama	DNP	Inj											
at Tennessee	DNP	Inj											
Kentucky	DNP	Inj											
vs Auburn (SEC)	DNP	Inj											
vs Texas A&M (SEC)	DNP	Inj											
vs Illinois (NCAA)	DNP	Inj											
vs Kansas (NCAA)	DNP	Inj											
vs UConn (NCAA)	DNP	Inj											
Totals	9/0	242	37-77	11-29	21-31	9-45	54	23	9	20	11	9	106

2023-24 (REDSHIRT SOPHOMORE AT ARKANSAS)

Opponent	GS	Min	FG-A	3-A	FT-A	Rebounds	PF	A	TO	Bk	Stl	Pts	
Alcorn	*	21:55	4-5	1-2	4-4	1-5	6	0	0	1	0	1	13
Gardner-Webb	*	24:01	4-4	1-1	1-2	1-6	7	4	0	3	5	0	10
Old Dominion	*	30:48	3-7	2-4	3-6	2-2	4	3	2	2	4	1	11
UNC Greensboro	*	29:16	3-6	1-4	2-2	2-7	9	3	0	2	2	1	9
vs Stanford	*	45:52	3-12	2-5	6-6	8-9	17	2	2	2	0	2	14
vs Memphis	*	39:04	5-10	1-3	2-2	7-3	10	4	1	3	0	2	13
vs North Carolina	*	20:11	0-4	0-1	0-0	0-2	2	3	1	3	2	0	0
Duke	*	37:32	6-9	4-7	3-6	0-11	11	3	0	2	2	0	19
Furman	*	27:51	5-8	2-3	1-1	0-4	4	0	0	0	2	0	13
vs Oklahoma	*	15:21	0-2	0-1	0-0	0-1	1	3	1	1	0	2	0
Lipscomb	*	24:06	3-7	0-1	0-1	2-4	6	0	1	2	1	0	6
Abilene Christian	*	15:09	3-6	1-2	1-2	2-2	4	1	0	2	1	1	8
UNC Wilmington	*	32:55	5-8	0-1	2-3	2-6	8	5	1	1	0	0	12
Auburn	*	33:27	5-9	1-5	0-0	1-6	7	1	0	1	3	0	11
at Georgia	*	33:00	3-7	1-4	2-4	3-3	6	3	0	3	0	0	9
at Florida	*	26:01	3-10	1-4	0-0	1-6	7	1	1	3	0	2	7
Texas A&M	*	34:20	1-5	0-2	6-8	0-5	5	2	0	1	1	0	8
South Carolina	*	24:45	1-3	0-1	1-2	0-6	6	1	0	0	1	1	3
at Ole Miss	*	12:04	0-1	0-1	3-4	1-3	4	0	0	3	0	1	3
Kentucky	DNP	Inj											
at Missouri	DNP	Inj											
at LSU	DNP	Inj											
Georgia	DNP	Inj											
Tennessee	DNP	Inj											
at Mississippi State	DNP	Inj											
at Texas A&M	DNP	Inj											
Missouri	*	4:18	0-0	0-0	0-0	0-0	0	1	0	0	0	0	0
Vanderbilt	*	16:40	2-3	1-1	2-4	2-4	6	5	0	0	1	0	7
at Kentucky	*	14:51	4-5	0-1	0-0	0-2	2	5	0	1	1	0	8
LSU	*	13:14	3-4	0-1	0-0	1-0	1	3	1	0	0	0	6
at Alabama	*	30:03	6-12	0-3	0-0	5-1	6	1	0	2	2	1	12
vs Vanderbilt (SEC)	*	42:17	5-10	3-6	0-0	3-9	12	3	1	0	4	2	13
vs South Caro. (SEC)	*	19:49	2-5	2-4	2-2	0-2	2	4	0	1	0	0	8
Totals	26/23	655	79-162	24-68	41-59	44-109	153	61	12	39	32	17	223



Jhonnell DAVIS

2020-21 (FRESHMAN @ FAU)

Opponent	G/GS	Min	FG-A	3-A	FT-A	Rebounds	PF	A	TO	Blk	Stl	Pts	
at South Alabama	4:10	0-1	0-0	0-0	0-0	0-0	0	0	1	0	0	1	0
vs Jacksonville State	9:20	1-1	0-0	0-0	0-1	0-1	1	3	1	0	1	1	2
vs Mobile	18:04	2-3	1-2	2-2	0-5	5	3	1	2	1	1	7	
Florida National	17:09	3-7	1-5	0-0	2-4	6	2	4	2	2	2	7	
at North Florida	12:05	2-2	0-0	0-0	4-1	5	2	2	1	0	1	4	
Florida Memorial	14:03	3-9	0-3	2-3	4-3	7	0	4	1	0	2	8	
at Stetson	14:22	2-4	1-3	2-2	2-0	2	2	1	1	0	1	7	
ay Florida	DNP												
Florida College	18:42	3-5	0-1	0-0	2-7	9	3	6	2	0	0	6	
at James Madison	15:33	1-2	0-1	0-0	1-2	3	4	1	0	0	1	2	
at Old Dominion	2:00	0-1	0-1	0-0	0-0	0	1	0	0	0	0	0	
at Old Dominion	6:00	0-1	0-0	0-0	1-0	1	0	0	1	0	0	0	
at FIU	0:57	1-1	0-0	0-0	0-0	0	0	0	0	0	0	2	
FIU	10:45	2-4	1-3	2-2	0-2	2	1	0	1	0	1	7	
Charlotte	5:57	0-1	0-0	0-0	1-2	3	0	0	0	0	0	0	
Charlotte	9:24	1-1	0-0	0-0	1-0	1	1	1	1	0	0	2	
at Marshall	DNP												
at Marshall	DNP												
at Western Kentucky	DNP												
at Western Kentucky	DNP												
at UTSA	0:07	0-0	0-0	0-0	0-0	0	0	0	0	0	0	0	
at UTSA	11:59	1-2	0-0	0-0	2-1	3	0	1	0	0	0	2	
at Southern Miss	11:35	4-6	1-3	1-2	1-2	3	2	0	1	0	0	10	
at Southern Miss	10:15	0-1	0-0	0-0	2-3	5	1	0	2	0	0	0	
Middle Tennessee	13:03	2-5	1-2	0-0	2-4	6	1	1	1	1	0	5	
Middle Tennessee	6:53	1-3	0-2	0-0	0-0	0	1	0	0	0	2	2	
vs UTEP (C-USA)	4:29	DNP											
vs La. Tech (C-USA)	5:23	0-1	0-0	1-2	0-1	1	0	0	0	0	0	1	
Totals	23/0	224	29-61	6-26	10-13	25-39	64	27	24	17	4	13	74

2021-22 (SOPHOMORE @ FAU)

Opponent	G/GS	Min	FG-A	3-A	FT-A	Rebounds	PF	A	TO	Blk	Stl	Pts	
at New Mexico	10:55	0-1	0-1	0-0	1-2	3	1	0	1	0	0	0	
Warner	15:25	4-6	0-2	0-0	0-1	1	1	2	0	0	2	8	
Miami (FL)	15:55	2-5	0-1	0-0	0-1	1	0	0	0	0	0	4	
UT Martin	6:53	0-1	0-0	1-2	0-0	0	1	1	0	0	0	1	
North Dakota	* 14:04	3-10	1-5	2-2	2-1	3	1	1	1	0	1	9	
Troy	18:41	3-5	0-1	2-2	1-3	4	1	0	0	0	1	8	
James Madison	16:30	2-2	0-0	1-1	0-2	2	2	1	2	0	2	5	
Stetson	10:34	1-2	1-1	0-0	1-1	2	1	0	3	0	0	3	
North Florida	10:26	3-4	1-1	0-0	1-2	3	2	0	1	1	1	7	
Palm Beach Atlantic	23:14	2-5	1-2	1-2	3-5	8	1	3	1	0	4	6	
at VCU	22:45	2-3	1-1	0-0	2-5	7	3	0	0	0	2	5	
Florida Tech	20:43	1-6	0-2	2-2	3-3	6	3	2	2	0	1	4	
at High Point	* 32:22	2-5	1-3	1-2	2-3	5	4	1	0	1	0	6	
at Marshall	25:56	3-7	0-3	3-3	0-5	5	3	0	1	1	3	9	
at Middle Tennessee	22:09	0-1	0-0	4-4	0-2	2	1	1	2	0	0	4	
at UAB	14:59	2-7	0-3	1-2	2-5	7	3	1	1	1	0	5	
Charlotte	22:24	1-2	1-1	0-0	0-6	6	3	0	2	0	0	3	
Western Kentucky	20:40	4-8	1-3	0-0	2-4	6	3	3	1	0	1	9	
Marshall	18:57	2-3	1-1	5-7	1-4	5	1	0	0	0	0	10	
at UTEP	17:15	2-5	1-2	0-0	3-1	4	2	1	2	0	2	5	
at UTSA	19:21	4-8	1-3	6-7	0-6	6	2	1	1	0	2	15	
Louisiana Tech	12:37	0-3	0-2	0-0	0-3	3	2	1	2	2	0	0	
Southern Miss	15:30	0-1	0-1	0-0	0-4	4	2	1	0	0	1	0	
Old Dominion	17:34	4-7	2-4	0-1	2-2	4	3	0	2	0	4	10	
at Western Kentucky	23:45	4-12	1-5	0-1	3-3	6	4	1	2	0	1	9	
North Texas	17:27	3-3	0-0	1-2	0-3	3	2	0	1	0	0	7	
Middle Tennessee	18:38	3-6	1-4	4-4	1-2	3	1	1	1	1	1	11	
at Old Dominion	19:33	3-6	1-3	0-0	0-3	3	3	2	3	0	0	7	
at Charlotte	29:04	4-6	1-1	0-0	2-3	5	2	2	1	0	0	9	
at FIU	22:14	2-5	1-3	4-4	1-4	5	0	0	5	0	4	9	
FIU	15:56	1-5	0-1	2-2	2-3	5	3	4	0	0	0	4	
vs Southern Miss (C-USA)	17:16	2-5	1-3	3-4	0-7	7	2	3	0	0	1	8	
vs UAB (C-USA)	22:09	5-7	2-3	0-0	1-3	4	4	0	3	0	2	12	
vs Northern Colo (CBI)	* 34:00	7-13	2-3	2-2	1-4	5	3	1	3	0	1	18	
Totals	34/3	646	81-175	23-69	45-56	37-106	143	70	34	44	7	37	230

2022-23 (JUNIOR @ FAU)

Opponent	G/GS	Min	FG-A	3-A	FT-A	Rebounds	PF	A	TO	Blk	Stl	Pts	
Lynn	* 23:38	5-8	2-5	3-4	0-5	5	2	3	3	0	3	15	
at Ole Miss	* 22:43	4-9	2-3	0-0	1-2	3	3	2	1	0	1	10	
at Florida	* 31:48	7-15	4-6	0-0	0-10	10	1	3	0	0	0	18	
Bryant	* 7:59	1-3	1-2	0-2	0-2	2	2	1	2	0	1	3	
Detroit Mercy	DNP												
at UAlbany	DNP												
South Alabama	3:47	0-0	0-0	0-0	0-0	0	0	1	0	0	1	0	
at Eastern Michigan	14:48	4-7	1-2	0-0	2-2	4	5	1	1	0	0	9	
FGCU	16:57	2-8	0-3	2-2	1-3	4	1	1	1	0	2	6	
St. Thomas (FL)	22:20	6-10	0-2	1-2	0-6	6	0	2	1	0	2	13	
FIU	25:45	5-11	2-5	1-1	2-8	10	0	3	0	0	0	13	
Northern Kentucky	18:57	3-7	0-1	0-0	0-4	4	1	0	1	0	1	6	
at North Texas	28:36	3-9	0-1	3-4	1-8	9	2	1	3	0	0	9	
UAB	29:23	11-17	4-6	10-11	1-5	6	3	0	1	1	0	36	
Charlotte	25:55	3-7	1-2	3-4	1-4	5	2	1	1	0	1	10	
at FIU	31:08	6-13	2-5	3-3	2-3	5	3	1	1	0	1	17	
North Texas	27:52	6-9	2-4	2-2	1-2	3	1	1	4	0	3	16	
at Western Kentucky	28:06	5-10	2-4	2-2	1-5	6	1	4	3	0	2	14	
at UTSA	* 23:30	5-12	0-5	4-4	2-3	5	3	0	0	1	1	14	
at UTEP	* 29:14	6-9	2-3	6-6	1-5	6	1	0	4	0	0	20	
Middle Tennessee	* 29:19	7-12	3-4	8-8	1-5	6	1	0	1	1	5	25	
Western Kentucky	* 26:03	2-7	2-5	3-4	0-5	5	2	2	1	0	3	9	
at UAB	* 32:14	5-19	2-9	5-5	3-5	8	1	1	0	0	1	17	
at Charlotte	* 22:45	4-6	0-1	0-0	0-4	4	2	1	3	0	0	8	
Rice	* 25:59	5-13	1-5	5-6	2-6	8	2	2	2	0	0	16	
Louisiana Tech	* 34:49	7-14	1-4	4-4	3-3	6	1	1	2	0	3	19	
at Middle Tennessee	* 30:08	4-10	1-2	0-2	1-3	4	3	4	4	0	2	9	
UTSA	* 23:17	3-7	1-3	0-0	1-2	3	2	3	1	1	1	7	
UTEP	* 28:48	4-7	2-3	2-3	0-4	4	1	1	3	0	0	12	
at Rice	* 23:43	7-9	3-4	0-0	0-5	5	0	2	2	0	1	17	
at Louisiana Tech	* 28:29	5-8	0-1	4-7	1-4	5	1	1	3	0	2	14	
vs Western Ky (C-USA)	* 25:22	5-10	0-4	4-4	1-4	5	1	4	2	0	3	14	
vs MTSU (C-USA)	* 30:29	6-9	1-2	5-6	1-3	4	1	0	2	0	4	18	
vs UAB (C-USA)	* 32:23	6-9	0-1	6-6	3-4	7	2	0	3	0	4	18	
vs Memphis (NCAA)	* 29:15	4-12	2-5	2-2	4-1	5	3	1	4	0	0	12	
vs FDU (NCAA)	* 34:29	10-16	1-4	8-9	2-10	12	3	5	1	0	5	29	
vs Tennessee (NCAA)	* 27:46	3-9	0-3	9-10	3-3	6	3	1	2	0	0	15	
vs Kansas St (NCAA)	* 34:42	5-12	0-4	3-4	1-7	8	4	6	3	1	1	13	
vs San Diego St. (NCAA)	* 30:24	2-9	0-3	4-4	0-3	3	2	1	2	0	2	8	
Totals	37/16	962	176-362	45-126	112-131	43-158	201	66	61	68	5	56	509

2023-24 (SENIOR @ FAU)

Opponent	G/GS	Min	FG-A	3-A	FT-A	Rebounds	PF	A	TO	Blk	Stl	Pts	
vs Loyola Chicago	* 24:53	5-13	0-2	2-4	1-3	4	3	1	2	0	2	12	
Eastern Michigan	* 19:20	0-3	0-2	1-2	1-4	5	4	3	3	0	1	1	
Bryant	* 33:24	5-11	2-4	5-8	1-11	12	3	1	0	1	1	17	
vs Butler	* 32:16	5-11	2-3	3-3	4-5	9	4	0	5	1	2	15	
vs Texas A&M	* 33:10	9-15	6-9	2-2	1-1	2	4	3	1	0	1	26	
Virginia Tech	* 20:41	5-8	2-3	0-0	0-7	7	3	1	5	1	2	12	
Liberty	* 27:48	0-7	0-3	2-2	2-3	5	3	1	1	1	2	2	
College of Charleston	* 29:27	9-15	1-3	5-5	1-9	10	2	3	1	0	3	24	
vs Illinois													

Zvonimir IVIŠIĆ

2023-24 (FRESHMAN @ KENTUCKY)

Opponent	G/GS	Min	FG-A	3-A	FT-A	Rebounds	PF	A	TO	Blk	Stl	Pts	
• MISSED THE FIRST 16 GAMES DUE TO NCAA REGULATIONS •													
Georgia	16:10		5-7	3-4	0-0	1-4	5	1	2	2	3	2	13
at South Carolina	10:01		1-3	0-1	1-2	2-0	2	3	0	1	2	0	3
at Arkansas	2:43		0-0	0-0	0-0	0-2	2	0	0	0	0	0	0
Florida	5:38		0-1	0-0	1-2	0-2	2	0	0	0	0	0	1
Tennessee	DNP												
at Vanderbilt	12:02		5-7	1-1	0-0	6-1	7	5	2	3	1	0	11
Gonzaga	10:42		1-3	1-1	4-4	1-2	3	0	0	1	1	0	7
Ole Miss	DNP												
at Auburn	0:32		0-0	0-0	0-0	0-0	0	0	0	0	0	0	0
at LSU	2:23		0-0	0-0	0-0	0-0	0	1	0	0	0	0	0
Alabama	19:58		7-11	1-3	3-3	1-4	5	2	0	1	4	0	18
at Mississippi St.	21:25		1-5	0-3	0-0	0-4	4	1	0	0	3	1	2
Arkansas	19:44		3-4	0-0	6-7	1-8	9	2	1	0	2	1	12
Vanderbilt	17:20		3-7	0-3	0-0	0-3	3	3	1	1	0	0	6
at Tennessee	8:03		0-0	0-0	0-0	0-0	0	2	0	1	1	0	0
vs Texas A&M (SEC)	16:29		3-3	0-0	1-2	1-1	2	2	1	2	3	1	7
vs Oakland (NCAA)	13:03		1-1	0-0	1-2	3-2	5	1	2	3	0	0	3
Totals	15/0	176	30-52	6-16	17-22	16-33	49	23	9	15	20	5	83

Melo SANCHEZ

2022-23 (FRESHMAN @ HAWAII PACIFIC)

Opponent	G/GS	Min	FG-A	3-A	FT-A	Rebounds	PF	A	TO	Blk	Stl	Pts	
Alaska-Fairbanks	* 34:00		4-7	3-6	2-2	0-3	3	3	1	4	2	0	13
Alaska-Anchorage	* 30:49		3-10	1-6	1-2	1-3	4	3	0	5	2	4	8
Lincoln (CA)	* 23:00		4-9	4-9	0-0	0-2	2	1	2	1	0	1	12
UC-Colo. Springs	* 38:08		8-12	2-6	3-4	0-3	3	3	0	1	1	1	21
Chaminade	* 36:53		6-9	2-4	0-0	0-4	4	1	0	0	0	2	14
Hawaii Hilo	* 40:00		6-13	6-8	0-1	1-3	4	4	2	2	2	0	18
at Hawaii Hilo	* 29:17		1-3	1-2	0-0	1-1	2	3	2	1	0	1	3
vs Simon Fraser	* 29:54		3-6	2-3	0-0	0-0	0	2	0	1	0	1	8
vs TX Permian Basin	* 30:32		4-7	1-2	1-1	2-3	5	2	1	1	0	0	10
vs Western Wash.	* 33:57		3-11	1-5	2-2	0-4	4	1	0	1	1	1	9
Champion Christian	* 30:42		2-6	0-3	0-0	1-4	5	3	1	1	0	0	4
Concordia-Irvine	* 32:57		4-9	2-5	6-9	1-11	5	2	2	2	1	0	16
Point Loma	* 28:51		5-10	2-4	2-3	0-4	4	1	1	0	0	1	14
Academy of Art	* 37:34		6-16	3-6	3-4	4-3	7	2	2	6	2	2	18
Dominican (CA)	* 33:38		3-10	1-5	2-2	0-5	5	2	3	1	1	1	9
Biola	* 34:15		7-10	4-7	1-2	1-1	2	4	1	1	1	0	19
Azusa Pacific	* 35:18		4-8	2-4	2-2	1-4	5	2	1	3	0	2	12
at Academy of Art	* 38:22		5-11	3-8	1-2	0-5	5	3	4	2	2	2	14
at Holy Names	* 27:43		11-14	5-8	3-4	2-6	8	2	2	1	1	2	30
at Dominican (CA)	* 40:00		2-8	1-4	0-0	1-2	3	2	2	0	1	1	5
at Fresno Pacific	* 37:14		6-10	3-4	8-8	1-1	2	3	1	3	0	1	23
at Chaminade	* 37:39		5-13	3-7	2-3	0-1	1	1	2	1	1	1	15
Holy Names	* 39:32		7-14	5-10	0-0	0-3	3	4	1	3	0	0	19
Fresno Pacific	* 39:06		4-10	2-3	0-0	1-2	3	2	4	3	1	1	10
at Point Loma	* 33:07		9-17	6-11	0-0	1-1	2	0	0	1	0	0	24
at Azusa Pacific	* 40:00		7-17	4-8	2-2	0-4	4	0	3	3	0	1	20
at Concordia-Irvine	* 36:05		6-11	1-5	0-0	1-2	3	0	0	0	0	1	13
at Biola	* 35:39		9-12	4-5	1-2	1-5	6	3	2	1	0	1	23
Totals	28/28	964	144-293	74-158	42-55	21-90	111	60	40	49	17	29	404

2023-24 (SOPHOMORE @ HAWAII PACIFIC)

Opponent	G/GS	Min	FG-A	3-A	FT-A	Rebounds	PF	A	TO	Blk	Stl	Pts	
at Alaska-Fairbanks	* 37:35		6-18	4-11	2-2	1-4	5	3	3	0	0	1	18
vs Alaska-Anchorage	* 35:30		2-9	1-4	10-10	0-4	4	3	0	3	0	1	15
at Western Wash.	* 32:53		5-17	3-10	0-2	0-7	7	1	3	2	1	1	13
at Simon Fraser	* 36:39		9-15	3-5	5-5	1-8	9	2	0	2	0	2	26
Slippery Rock	* 35:42		8-14	6-9	10-11	2-6	8	1	1	0	0	2	32
Westmont	* 35:31		3-8	1-5	0-2	1-1	2	1	2	1	1	1	7
Fresno Pacific	* 32:45		2-10	1-5	2-4	0-2	2	2	1	2	0	1	7
CSU-San Bernardino	* 35:32		8-14	5-9	10-11	1-2	3	1	0	1	0	4	31
Lincoln (CA)	* 41:37		4-16	2-8	2-2	0-9	9	0	2	2	0	0	12
Alaska-Anchorage	* 35:58		3-7	2-6	3-4	0-3	3	4	0	3	1	0	11
at Academy of Art	* 30:00		1-7	1-5	0-0	1-5	6	2	0	5	1	1	3
at Dominican (CA)	* 30:56		2-12	2-7	7-9	0-1	1	3	1	1	0	2	13
Academy of Art	* 37:07		6-14	4-11	3-3	1-2	3	4	2	0	1	2	19
Dominican (CA)	* 26:50		5-12	4-8	2-4	1-8	9	1	4	1	0	0	16
at Chaminade	* 31:14		3-14	0-6	1-3	0-4	4	2	0	0	0	1	7
Hawaii Hilo	* 40:51		3-11	1-3	0-0	3-3	6	1	1	3	1	1	7
Azusa Pacific	* 36:23		1-7	1-4	3-4	0-11	11	1	5	4	0	0	6
Point Loma	* 40:43		9-18	5-10	4-4	1-6	7	3	3	2	1	1	27
at Westmont	* 41:14		9-16	4-10	8-9	0-2	2	2	0	1	1	0	30
at Fresno Pacific	* 35:09		4-14	2-8	2-2	0-1	1	1	3	0	0	0	12
Concordia-Irvine	* 32:25		6-10	4-7	0-0	0-10	10	4	4	4	0	1	16
Biola	* 39:27		5-14	3-9	4-4	0-2	2	3	1	2	0	0	17
at Point Loma	* 33:46		3-10	1-7	0-0	0-1	1	4	3	1	0	1	7
at Concordia-Irvine	* 30:23		4-13	3-8	3-4	0-3	3	3	0	0	0	1	14
at Azusa Pacific	* 36:56		5-15	3-8	6-8	0-4	4	0	4	0	0	1	19
at Biola	* 32:29		3-13	1-8	2-2	1-6	7	1	2	2	0	0	9
Chaminade	* 34:26		5-13	2-7	0-1	0-6	6	1	4	3	1	0	12
at Hawaii Hilo	* 15:08		1-5	1-4	1-2	0-2	2	2	0	0	0	0	4
vs Azusa Pacific (PacWest)*	* 31:25		5-15	3-9	1-2	0-3	3	4	0	1	0	1	14
Totals	29/29	996	130-361	73-211	91-114	14-126	140	60	49	46	9	26	424



Adou THIERO

2022-23 (FRESHMAN @ KENTUCKY)

Opponent	G/GS	Min	FG-A	3-A	FT-A	Rebounds	PF	A	TO	Blk	Stl	Pts		
Howard		13:47	0-1	0-0	4-6	1-4	5	0	1	1	0	4		
Duquesne		DNP												
vs Michigan State		DNP												
South Carolina State		8:35	2-3	0-0	2-3	1-3	4	3	1	2	0	6		
at Gonzaga		DNP												
North Florida		12:19	1-2	1-2	2-2	0-1	1	2	0	0	2	5		
Bellarmino		DNP												
vs Michigan		DNP												
Yale		DNP												
vs UCLA		DNP												
Florida A&M		3:21	0-1	0-1	0-0	1-0	1	0	0	0	1	0		
at Missouri		16:53	1-1	1-1	2-3	2-1	3	2	1	0	1	5		
Louisville		6:58	0-0	0-0	0-0	0-0	0	0	0	0	0	0		
LSU		DNP												
at Alabama		18:22	0-2	0-1	0-0	1-4	5	2	1	1	1	0		
South Carolina		DNP												
at Tennessee		12:37	0-3	0-0	4-4	0-0	0	3	0	2	0	4		
Georgia		2:46	0-0	0-0	0-0	0-0	0	2	0	0	1	0		
Texas A&M		DNP												
at Vanderbilt		DNP												
Kansas		DNP												
at Ole Miss		6:26	0-0	0-0	2-4	0-1	1	0	1	0	1	2		
Florida		DNP												
Arkansas		DNP												
at Georgia		15:55	0-2	0-1	2-3	2-1	3	2	1	2	0	1	2	
at Mississippi State		8:21	1-1	0-0	2-2	4	2	0	0	1	0	4		
Tennessee		13:23	0-1	0-0	0-0	0-1	1	3	0	0	1	0	0	
at Florida		4:54	1-1	0-0	0-0	1-0	1	0	0	0	0	2		
Auburn		10:09	1-3	1-1	0-0	1-1	2	1	0	2	0	1	3	
Vanderbilt		7:37	1-2	0-0	0-0	1-0	1	1	0	1	0	2		
at Arkansas		24:09	2-6	0-2	3-6	3-2	5	2	2	2	0	1	7	
vs Vanderbilt (SEC)		0:47	0-0	0-0	0-0	0-0	0	0	0	0	0	0	0	
vs Providence (NCAA)		1:36	0-0	0-0	0-0	0-0	0	0	0	0	0	0	0	
vs Kansas State (NCAA)		1:19	0-0	0-0	0-0	0-0	0	1	0	0	0	0	0	
Totals		20/0	190	10-29	3-9	23-33	16-21	37	26	8	13	6	9	46

2023-24 (SOPHOMORE @ KENTUCKY)

Opponent	G/GS	Min	FG-A	3-A	FT-A	Rebounds	PF	A	TO	Blk	Stl	Pts	
New Mexico St.	*	19:38	1-3	0-1	3-5	1-6	7	2	0	1	1	0	5
Tex. A&M-Commerce		DNP-Inj											
vs Kansas	*	30:37	5-10	1-3	5-6	6-7	13	2	1	1	0	0	16
Stonehill	*	26:49	2-4	0-0	2-2	1-4	5	0	0	0	1	0	6
Saint Joseph's	*	30:40	3-6	0-1	1-4	0-5	5	2	0	0	0	3	7
Marshall	*	23:21	3-6	0-1	0-0	3-4	7	3	2	2	2	6	6
Miami (Fla.)	*	28:13	4-5	0-0	1-1	1-5	6	3	3	2	1	0	9
UNCW	*	25:12	2-4	0-0	3-3	1-5	6	3	0	0	1	0	7
vs Penn		14:38	3-5	0-0	0-0	2-0	2	1	0	1	0	2	6
vs North Carolina		17:04	2-4	1-2	2-2	0-1	1	3	2	1	4	0	7
at Louisville		13:25	2-4	1-2	2-2	1-3	4	1	0	1	1	0	7
Illinois State		DNP-Inj											
at Florida		DNP-Inj											
Missouri		DNP-Inj											
at Texas A&M		DNP-Inj											
Mississippi State		DNP-Inj											
Georgia		DNP-Inj											
at South Carolina		DNP-Inj											
at Arkansas	*	12:14	0-5	0-0	1-2	3-3	6	3	0	0	1	0	1
Florida	*	15:17	3-4	1-1	0-1	1-1	2	2	1	0	1	1	7
Tennessee		23:11	1-3	0-1	7-8	2-4	6	3	3	0	0	0	9
at Vanderbilt	*	18:26	2-5	0-0	0-0	1-3	4	1	2	0	0	1	4
Gonzaga	*	32:25	6-11	1-2	2-2	4-1	5	2	2	1	3	1	15
Ole Miss		20:44	1-4	0-0	2-2	0-5	5	2	1	0	0	1	4
at Auburn	*	32:36	4-8	0-0	6-6	0-8	8	3	1	2	0	0	14
at LSU	*	30:04	4-9	0-2	0-0	2-7	9	1	2	0	4	2	8
Alabama	*	16:16	5-7	1-1	1-1	0-1	1	5	2	0	1	1	12
at Mississippi State	*	26:18	5-9	1-4	0-0	2-1	3	2	0	1	0	2	11
Arkansas	*	18:20	2-4	0-1	1-2	1-1	2	1	3	1	1	0	5
Vanderbilt		20:08	3-4	0-0	0-0	4-2	6	1	1	0	0	0	6
at Tennessee	*	15:51	0-2	0-0	0-0	1-5	6	3	1	2	2	1	0
vs Texas A&M (SEC)	*	18:01	1-3	0-0	5-6	1-4	5	2	0	1	3	0	7
vs Oakland (NCAA)		6:44	1-3	0-0	0-0	0-0	0	1	1	0	0	0	2
Totals		25/19	536	65-132	7-22	44-55	38-86	124	52	28	17	27	181

D.J. WAGNER

2023-24 (FRESHMAN @ KENTUCKY)

Opponent	G/GS	Min	FG-A	3-A	FT-A	Rebounds	PF	A	TO	Blk	Stl	Pts		
New Mexico State	*	26:54	6-13	1-5	0-1	0-2	2	1	4	1	0	3	13	
TX A&M-Commerce	*	32:00	5-13	0-1	1-1	0-0	0	0	3	1	0	1	11	
vs Kansas	*	25:11	1-12	0-3	2-4	0-2	2	2	1	0	0	1	4	
Stonehill	*	25:52	3-9	3-8	0-0	0-5	5	1	3	3	2	1	9	
Saint Joseph's	*	35:45	7-17	1-4	7-8	1-2	3	2	6	3	1	1	22	
Marshall	*	25:49	10-14	2-5	6-7	0-1	1	3	5	1	1	3	28	
Miami (Fla.)	*	10:18	1-3	0-2	3-4	0-0	0	0	1	0	1	0	5	
UNC Wilmington		DNP-Inj												
vs Penn	*	30:15	4-9	1-2	0-0	0-1	1	0	7	2	0	1	9	
vs North Carolina	*	34:51	6-14	2-4	0-1	2-4	6	2	5	2	0	1	14	
at Louisville	*	18:24	1-6	0-2	0-0	0-1	1	2	1	1	0	0	2	
Illinois State	*	29:12	6-10	2-3	0-0	0-2	2	0	3	1	0	0	14	
at Florida	*	36:02	6-10	1-2	1-1	0-3	3	1	3	1	0	1	14	
Missouri	*	29:56	5-8	1-2	5-7	0-1	1	0	3	3	0	0	16	
at Texas A&M	*	31:29	7-15	1-5	3-5	0-2	2	3	4	2	0	1	18	
Mississippi State	*	25:55	3-8	1-4	0-0	0-3	3	0	2	2	0	1	7	
Georgia	*	29:00	8-12	2-3	0-2	0-1	1	4	10	2	0	1	18	
at South Carolina	*	30:13	2-10	0-1	0-0	0-0	1	4	1	3	1	0	3	4
at Arkansas	*	34:34	3-10	0-2	2-2	0-1	1	2	3	2	0	0	8	
Florida		DNP-Inj												
Tennessee		DNP-Inj												
at Vanderbilt		DNP-Inj												
Gonzaga		13:27	1-4	0-2	1-2	0-0	0	1	1	0	0	1	3	
Ole Miss	*	18:05	1-4	0-1	2-2	0-0	0	0	4	2	0	0	4	
at Auburn	*	23:51	1-6	0-3	6-6	1-1	2	3	1	4	0	1	8	
at LSU	*	21:09	0-5	0-2	0-0	1-2	3	2	2	2	0	0	0	
Alabama	*	23:49	1-7	0-4	2-2	0-1	1	3	4	2	0	0	4	
at Mississippi State	*	27:33	3-5	2-4	2-2	0-1	1	1	4	2	0	1	10	
Arkansas	*	25:40	6-7	4-5	3-4	0-1	1	4	0	1	0	0	19	
Vanderbilt	*	23:51	4-8	3-5	0-0	0-4	4	1	5	1	0	0	11	
at Tennessee	*	12:52	1-6	0-4	2-2	0-2	2	5	0	0	0	1	4	
vs Texas A&M (SEC)	*	29:06	3-9	1-4	1-1	0-4	4	1	5	1	0	1	8	
vs Oakland (NCAA)	*	17:24	0-5	0-4	0-0	0-2	2	0	3	0	0	0	0	
Totals		29/28	748	105-259	28-96	49-64	54	45	96	43	5	24	287	



Kareem WATKINS

2020-21 (FRESHMAN @ KENTUCKY)

Opponent	G/GS	Min	FG-A	3-A	FT-A	Rebounds	PF	A	TO	Bk	Stl	Pts
Miorehead State	DNP											
Richmond	DNP											
vs Kansas	DNP											
vs Georgia Tech	DNP											
Notre Dame	DNP											
Detroit Mercy	DNP											
vs North Carolina	DNP											
at Louisville	DNP											
Hartford	DNP											
at Mississippi State	DNP											
Vanderbilt	DNP											
at Floridai	DNP											
Alabama	DNP											
at Auburn	DNP											
at Georgia	DNP											
LSU	DNP											
at Alabama	DNP											
at Missouri	DNP											
Tennessee	DNP											
Arkansas	DNP											
Auburn	DNP											
at Vanderbilt	DNP											
at Tennessee	DNP											
Texas A&M	DNP											
Florida	DNP											
at Ole Miss	DNP											
South Carolina	1:38	0-0	0-0	0-0	0-0	0	0	0	0	0	0	0
vs Miss State (SEC)	DNP											
Totals	1/0	1:38	0-0	0-0	0-0	0-0	0	0	0	0	0	0

2022-23 (JUNIOR @ KENTUCKY)

Opponent	G/GS	Min	FG-A	3-A	FT-A	Rebounds	PF	A	TO	Bk	Stl	Pts
Howard		1:44	0-0	0-0	0-0	0-0	0	0	0	0	0	0
Duquesne	DNP											
vs Michigan State	DNP											
South Carolina State	2:03	0-0	0-0	0-0	0-0	0	0	0	1	0	0	0
at Gonzaga	DNP											
North Florida	2:14	0-0	0-0	0-0	0-0	0	0	1	0	0	0	0
Bellarmine	DNP											
vs Michigan	DNP											
Yale	DNP											
vs UCLA	DNP											
Florida A&M	DNP											
at Missouri	DNP											
Louisville	DNP											
LSU	DNP											
at Alabama	DNP											
South Carolina	DNP											
at Tennessee	DNP											
Georgia	DNP											
Texas A&M	DNP											
at Vanderbilt	DNP											
Kansas	DNP											
at Ole Miss	DNP											
Florida	DNP											
Arkansas	DNP											
at Georgia	DNP											
at Mississippi State	DNP											
Tennessee	DNP											
at Florida	DNP											
Auburn	2:02	0-1	0-1	0-0	0-0	0	0	0	0	0	0	0
Vanderbilt	DNP											
at Arkansas	DNP											
vs Vanderbilt (SEC)	DNP											
vs Providence (NCAA)	DNP											
vs Kansas State (NCAA)	DNP											
Totals	4/0	8	0-1	0-1	0-0	0-0	0	1	1	0	0	0

2021-22 (SOPHOMORE @ KENTUCKY)

Opponent	G/GS	Min	FG-A	3-A	FT-A	Rebounds	PF	A	TO	Bk	Stl	Pts
vs Duke	DNP											
Robert Morris	0:40	0-0	0-0	0-0	0-0	0	0	0	0	0	0	0
Mount St. Mary's	1:41	0-0	0-0	0-0	0-1	1	1	0	2	0	0	0
Ohio	DNP											
Albany	0:40	0-0	0-0	0-0	0-0	0	1	0	0	0	0	0
North Florida	1:07	0-0	0-0	0-0	1-0	1	0	1	0	0	1	0
Central Michigan	1:19	0-1	0-0	0-0	0-1	1	0	0	0	0	0	0
Southern	DNP											
at Notre Dame	DNP											
vs North Carolina	0:42	0-0	0-0	0-0	0-0	0	0	0	0	0	0	0
Western Kentucky	1:39	0-0	0-0	0-0	0-0	0	0	1	0	0	0	0
Missouri	DNP											
High Point	3:15	0-0	0-0	0-0	0-0	0	0	0	0	0	1	0
at LSU	DNP											
Georgia	DNP											
at Vanderbilt	DNP											
Tennessee	1:27	0-0	0-0	0-0	0-0	0	0	0	1	0	0	0
at Texas A&M	DNP											
at Auburn	DNP											
Mississippi State	DNP											
at Kansas	DNP											
Vanderbilt	DNP											
at Alabama	DNP											
at South Carolina	DNP											
Florida	DNP											
at Tennessee	DNP											
Alabama	DNP											
LSU	DNP											
at Arkansas	DNP											
Ole Miss	DNP											
vs Vanderbilt (SEC)	DNP											
vs Tennessee (SEC)	DNP											
vs PSaint Peter's (NCAA)	DNP											
Totals	9/0	8	0-1	0-0	0	1-2	3	2	2	3	0	2

2023-24 (SENIOR @ KENTUCKY)

Opponent	G/GS	Min	FG-A	3-A	FT-A	Rebounds	PF	A	TO	Bk	Stl	Pts
New Mexico St.		0:45	0-0	0-0	0-0	0-0	0	0	0	0	0	0
Tex. A&M-Commerce	DNP											
vs Kansas	DNP											
Stonehill	DNP											
Saint Joseph's	DNP											
Marshall	0:52	0-0	0-0	0-0	0-0	0	0	1	0	0	0	0
Miami (Fla.)	DNP											
UNC Wilmington	DNP											
vs Penn	DNP											
vs North Carolina	DNP											
at Louisville	0:52	0-1	0-1	0-0	0-0	0	0	0	0	0	0	0
Illinois State	0:45	0-0	0-0	0-0	0-0	0	0	0	0	0	0	0
at Florida	DNP											
Missouri	DNP											
at Texas A&M	DNP											
Mississippi State	DNP											
Georgia	DNP											
at South Carolina	DNP											
at Arkansas	DNP											
Florida	DNP											
Tennessee	DNP											
at Vanderbilt	0:36	0-1	0-1	0-0	0-0	0	0	0	0	0	0	0
Gonzaga	DNP											
Ole Miss	DNP											
at Auburn	DNP											
at LSU	DNP											
Alabama	DNP											
at Mississippi State	DNP											
Arkansas	DNP											
Vanderbilt	* 1:06	0-0	0-0	0-0	0-1	1	0	0	0	0	0	0
at Tennessee	DNP											
vs Texas A&M (SEC)	DNP											
vs Oakland (NCAA)	DNP											
Totals	6/1	5	0-2	0-2	0-0	0-1	1	0	1	0	0	0



BUD WALTON ARENA



ARKANSAS MBB

On Jan. 27, 2024, ESPN College Gameday made its first appearance in Bud Walton Arena. It was the season premier for the popular show and came on the same day Arkansas hosted #6 Kentucky.



IN THIS SECTION

Season Notes.....	66-69
SEC Standings / National Polls.....	70
Razorbacks in the NCAA & SEC Stats	70
Season Results	71
Combined Report.....	72
Player Overall Season & SEC Statistics	73
Arkansas Team Game-By-Game Stats	74
Opponent Game-By-Game Stats.....	75
Game-By-Game Player Highs	76
Game-By-Game Pts-Rebs-Assists / Lineups	77
2023-24 Box Scores	78-89



SEASON NOTES



RAZORBACK HONORS

CADE ARBOGAST

- SEC Winter Academic Honor Roll

KHALIF BATTLE

- SEC Player of the Week (02/26)

TREVON BRAZILE

- SEC Player of the Week (12/04)

LAWSON BLAKE

- SEC Winter Academic Honor Roll
- SEC Community Service Team

TRAMON MARK

- Battle for Atlantis All-Tournament Team

KEYON MENIFIELD JR.

- SEC Player of the Week (01/01)



Hogs 6th in the NCAA in Blocked Shots; Set Record

- **Arkansas was 6th in the NCAA (3rd SEC) in blocked shots (6.1 avg.).**
- Arkansas blocked at least eight shots nine times in SEC games including: 10 vs LSU // 9 at BAMA // 9 vs UK // 9 vs A&M // 8 at A&M // 8 at Ole Miss // 8 at FLA.
- **Arkansas set a school record with 103 blocked shots in its 18 SEC games.**
- Arkansas had at least one player with three blocked shots in 18 of the 33 games and 11 of the 18 SEC games.
- **Interestingly, ARKANSAS HAD NO PLAYERS IN THE NCAA TOP 100 NOR IN THE SEC TOP 6 IN BLOCKS.**
 - ^ Makhi Mitchell (4 blocked shots each vs UK, at A&M & at Bama • 3 at UGA, at FLA, vs UGA, vs LSU & vs Vandy) was 6th in the SEC with 1.39 blocks/gm and 7th with 46 total blocked shots.
 - ^ Trevon Brazile ranked 9th in the SEC in blocks/game (1.23) and ranked 13th in the SEC with 32 blocked shots (and missed 8 gms).
 - ^ Chandler Lawson ranked 15th in the SEC in total blocked shots (29) and 18th in blocks per game (0.88).
 - ^ Tramon Mark, who had 19 blocks in 17 SEC games played, ranked 12th in league games only (1.12 avg.).
- **Arkansas had four games with double-digit rejections.**
 - ^ The Hogs had **15 blocked shots in the Gardner-Webb game** including five blocked shots by Trevon Brazile and four by Makhi Mitchell. **The 15 blocks were the most by a Muss-coached college team, T-3rd in Razorback history for a single game and the most by the Razorbacks in 32 years.**
 - ^ Arkansas recorded **10 blocked shots in the win over Duke** (6 by Chandler Lawson).
 - ^ Arkansas recorded **10 blocked shots in the win over Furman** (3 each by Chandler Lawson and Layden Blocker).
 - ^ Arkansas recorded **10 blocked shots in the win over LSU** (3 each by Makhi Mitchell and Tramon Mark).

Hogs Top 5 in the NCAA in Free Throws Made & Attempts

- Arkansas attempted at least 30 free throws 13 times and made at least 20 free throws 10 times.
 - ^ **Arkansas was 2nd in the NCAA (1ST SEC) in FT made (19.7 avg.).**
 - ^ **Arkansas was 3rd in the NCAA (1ST SEC) in FT attempts (26.0 avg.).**
- In wins at Texas A&M and versus Missouri, Arkansas went 28-of-34 at the free throw line in each game. The Razorbacks then went 26-of-31 at the line versus Vanderbilt, 27-of-28 at Kentucky, 27-of-33 versus LSU and 24-of-27 at Alabama.
 - ^ **Tramon Mark (vs Texas A&M) and Khalif Battle (at Kentucky) made 17 free throws - the most by an SEC player this season.**
 - ^ **Tramon Mark (vs Texas A&M) attempted 22 free throws - the most by an SEC player this season**
 - ^ **Khalif Battle (at Kentucky) attempted 18 free throws - tied for 2nd-most by an SEC player this season.**
- **Arkansas attempted at least 40 free throws twice: 33-of-43 vs UNC Wilmington and 31-of-40 vs Texas A&M.**
- **Arkansas was 27-of-28 at the line at Kentucky and the 96.4% ranks 5th-best all-time; 2nd-best in an SEC game.**
- In three SEC games this year, a Razorback attempted at least 10 free throws and did not miss:
 - Mark 10-of-10 at UGA • Battle 14-of-14 vs Mizzou • Battle 11-of-11 at Bama
- **However, there was one game - a win - Arkansas did not have success getting to the line.** The Razorbacks were just 4-of-8 at the free throw line versus Lipscomb.
 - ^ The 4 free throws made vs Lipscomb ties for the fewest by the Razorbacks in the Musselman era, making just 4-of-7 in a 99-73 win at Georgia (02/02/22) and making just 4-of-7 in an 81-77 loss at Oklahoma State (01/30/21).
- Muss' college teams have ranked among the NCAA top 20 in FTA in each of his first eight years as a head coach.
 - ^ **Arkansas led the NCAA in attempts in 2021-22 and Nevada led the NCAA in makes (730) in 2015-16.**
- Below are Musselman's teams' ranking in the **NCAA (first)** and in their respective **leagues (second)** in the categories:

	'15-16	'16-17	'17-18	'18-19	'19-20	'20-21	'21-22	'22-23	'23-24
FT Att	2 / 1	13 / 1	16 / 2	16 / 1	8 / 2	5 / 1	1 / 1	17 / 3	3 / 1
FT Made	1 / 1	24 / 2	9 / 2	17 / 1	3 / 1	2 / 1	1 / 1	30 / 4	2 / 1

INDIVIDUALLY

- 2019-20 **Mason Jones led the NCAA in free throws made (233) and attempted (282)**
- 2020-21 **Moses Moody ranked 2nd in the NCAA in free throws made (151) and attempted (186)**
- 2021-22 Four Razorbacks ranked among the SEC top 15 in free throws made
- 2022-23 Ricky Council IV ranked 11th in the NCAA in FT made and 18th in FT att
- 2023-24 Khalif Battle ranked second in the SEC and 17th in the NCAA in free throws made at 186

Charity Notes

- In the last eight games of the season (since Feb. 29), thanks largely to Khalif Battle, not many (if any) teams nor players were hotter from the free throw line than Arkansas and Battle.
 - **Team Last 8: 192-of-223 (86.1%)**
 - **Battle Last 8: 96-of-103 (93.2%)**
 - **Mark Last 8: 33-of-39 (84.6%)**
 - **Mitchell Last 8: 32-of-40 (80.0%)**
- Alabama's Mark Sears and Arkansas' Khalif Battle were 1-2 in the SEC in free throws made and attempted, **Battle trailed Sears by 12 makes and 18 attempts but played nearly 450 less minutes.**
 - Mark Sears **1st in the SEC in FT (198) and FTA (231) in 1244 minutes**
 - Khalif Battle **2nd in the SEC in FT (186) and FTA (213) in just 793 minutes**
- **Team 355 FT makes in SEC games SCHOOL RECORD**
- **Team 77.2% FT% in SEC games SCHOOL RECORD**
- Team 460 FT attempts in SEC games **2nd** on UA's single-season list
- Team 649 FT makes overall **3rd** on UA's single-season list
- Team 75.6 FT% overall **4th** on UA's single-season list
- Battle 186 FT makes overall **7th** on UA's single-season
- Team 859 FT attempts overall **7th** on US's single-season list



Battle Ends Season on 9-Game Scoring Spree

- Over the last nine games, Khalif Battle scored in double digits nine times, including seven-straight at 20-plus points:
 - ^ **26.7 ppg 5.6 rpg 13 steals 5 BLKS 57.7 FG% (62-130) 30.8 3PT% (16-52) 91.7 FT% (100-109)**
 - ^ Was just the second Razorback – with Mason Jones (2020) – to score at least 30 points in three straight games when Battle scored 42 vs Missouri, 36 versus Vanderbilt and 34 at Kentucky.
 - ^ Battle was the first Razorback since Jones (2020) to score 20-plus points in 5-straight games as Battle actually closed the season with a streak of seven games with at least 20 points.
 - ^ **His 112 points over three games is a Razorback record** (42 vs Missouri, 36 versus Vanderbilt and 34 at Kentucky).
 - ^ **His 141 points over four games** (42 vs Missouri, 36 vs Vanderbilt, 34 at Kentucky and 29 vs LSU) **is both a Razorback record and the most by any SEC player over the last 20 years.**
 - **Other than Battle's 141 points, the other top four-game performers in SEC history include Kentucky's Jodie Meeks with 134 in 2009; Tennessee's Dalton Knecht with 132 in 2024 and Razorback Mason Jones with 129 in 2020.**
 - ^ **Was 100-109 (91.7%) from the free throw line over the nine games**
 - **Was perfect at the line twice (14-14 vs MIZ and 11-11 at Bama) ... In UA's history since joining the SEC, 9 times a Razorback was 100% at the line with at least 10 attempts in an SEC game ... BATTLE IS THE ONLY ONE TO DO IT TWICE.**
- VERSUS MISSOURI:**
 - ^ **42 points were the most by an SEC player for the season** and seventh-most by a Razorback all time. He was just the third Razorback to score at least 40 points in an SEC game.
 - ^ He was also second on the team with seven rebounds.
 - ^ **14-of-14 at the free throw**
- VERSUS VANDERBILT:**
 - ^ **Led the team in points (36), rebounds (6), assists (3) and steals (3).**
 - ^ The 36 points ties for 8th-best by a Razorback in an SEC game.
 - ^ For the second-straight game hit 14 free throws (on then career-high 17 attempts).
 - ^ Played all 20 minutes of the second half, scoring 21 points (6-10 FG, 4-7 3PT, 5-5 FT) with all three of his assists ... After Arkansas went **down 16 with 5:54 left, Battle scored 11 in a 27-13 run to trim the deficit to one.**
- AT KENTUCKY:**
 - ^ **Led the team in points (34) and rebounds (8).**
 - ^ Was 17-of-18 at the free throw line, both career highs.
 - ^ His 17 makes tie for 5th in UA history and ties for 2nd by a Razorback in an SEC game.
 - ^ His 18 attempts tie for 10th in UA history and ties for 5th by a Razorback in an SEC game.
 - ^ His 94.4% for the game at the line (17-of-18) is the best in UA history with just one miss.
- VERSUS LSU:**
 - ^ **Led the team in points (29) and tied for the team lead with a career-high three blocked shots.**
 - ^ Was 13-of-14 at the free throw line ... **From the UK game to LSU game, made 25 consecutive free throws.**
- AT ALABAMA:**
 - ^ **Led the team in points (22) and rebounds (7).**
 - ^ **Was 11-of-11 at the free throw line**
- VERSUS VANDY (SEC):**
 - ^ **Led the team in points (24) and tied for the team lead in assists (3) and steals (2).**
 - ^ Was 13-of-14 at the free throw line.
 - ^ 21 of his 24 points came after halftime ... Scored 14 points in the second half and seven of the team's 12 points in overtime, including a layup with 18 seconds left to seal the win.
 - ^ Played a career-high 40:24.
- VERSUS SOUTH CAROLINA (SEC):**
 - ^ **Led the team in points (20) and rebounds (7).**
 - ^ Played all 40 minutes.

Battle Named SEC POW; Then Has a Better Week; Then Finishes Strong

- KHALIF BATTLE WAS NAMED THE SEC PLAYER OF THE WEEK FEB. 26**, helping the Razorbacks go 2-0 thanks to his 42-point performance versus Missouri and scoring 15 at Texas A&M. **For the week, he averaged 28.5 points, 5.0 rebounds and was 23-of-24 from the free throw line.**
- Then the next week, Battle played even better, but was not honored by the SEC as the Hogs dropped games to Vanderbilt and Kentucky. **Despite the losses, Battle averaged 35.0 pts and 7.0 rebs while going 31-of-35 from the free throw line.**
- In the final week of the regular season, Battle **averaged 25.5 ppg and 5.5 rebounds while going 24-of-25 at the line** ... He had a career-high three blocked shots vs LSU and added one at Bama to give him **four blocks for the week** ... **Entering the week, he had a grand total of three blocks for the year and 8 for his four-year career.**

On the Mark; Led Team in Scoring 12 Times

- Tramon Mark was on the preseason **Jerry West Shooting Guard of the Year watch list** and lived up to the billing.
 - ^ He led the team in scoring 12 times.
 - ^ He led the team and ranked 10th in the SEC in scoring (16.2 ppg).
 - ^ He shot 48.0% from the field to rank 7th in the league. **(Mark only shot 39% from the field the previous year at Houston.)**
 - ^ Ranked 9th in the SEC in free throws made (131) and 16th in field goals made (168) - **DESPITE MISSING TWO GAMES.**
- IMPRESSIVE EARLY-SEASON RUN.....**
 - ^ **Had 21-point effort versus UNC Greensboro despite rolling his ankle early in the game.**
 - ^ **NEXT, missed a then career-high by one point vs Stanford with 25 points, going a career-best 12-of-15 from the line.**
 - Scored 19 of his 25 vs Stanford after halftime (11 in the second half and nine in the two overtimes)
 - ^ **THEN, scored a career-high 34 in the loss to North Carolina**
 - Scored 20 in the first half, making 8-of-8 from the field (2-of-2 3PT).
 - ^ **Made the five-man All-Tournament Team despite Arkansas going 1-2 at the Battle for Atlantis.**

RECORD BOOK UPDATES:

KHALIF BATTLE

FT PCT - GAME

T1. 1.000 (14-14) vs Missouri 02/24/24

T1. 1.000 (11-11) vs Alabama 03/09/24

13. .944 (17-18) at Kentucky 03/02/24

FT PCT - SEC GAME

T1. 1.000 (14-14) vs Missouri 02/24/24

T1. 1.000 (11-11) vs Alabama 03/09/24

FT PCT - SEC SEASON

6. .889 (96-108) 2024

FT MADE - GAME

T5. 17 at Kentucky 03/02/24

FT MADE - SEC GAME

T2. 17 at Kentucky 03/02/24

T7. 14 vs Vanderbilt 02/27/24

T7. 14 vs Missouri 02/24/24

FT MADE - SEASON

7. 186 2023-24

FT MADE - SEC SEASON

3. 96 2024

FT ATT - GAME

10. 18 at Kentucky 03/02/24

FT ATT - SEC GAME

T5. 18 at Kentucky 03/02/24

T8. 17 vs Vanderbilt 02/27/24

TRAMON MARK

FT PCT - SEC GAME

T1. 1.000 (10-10) at Georgia 01/10/24

FT MADE - GAME

T5. 17 vs Texas A&M 01/16/24

FT MADE - SEC GAME

T2. 17 vs Texas A&M 01/16/24

FT MADE - SEC SEASON

7. 83 2024

FT ATT - GAME

3. 22 vs Texas A&M 01/16/24

FT ATT - SEC GAME

T1. 22 vs Texas A&M 01/16/24

DAVONTE DAVIS

POINTS - CAREER

31. 1,118 2020-24

ASSISTS - CAREER

9. 314 2020-24

MINUTES PLAYED - CAREER

4. 3,720 2020-24

GAMES PLAYED - CAREER

T5. 132 2020-24

TEAM

FG PCT - SEC GAME

5. .608 (31-51) vs LSU 03/06/24

FT MADE - SEASON

3. 649 2023-24

FT MADE - SEC GAME

6. 31 vs Texas A&M 01/16/24

FT MADE - SEC SEASON

1. 355 (406 attempts) 2023-24

FT ATT - SEASON

7. 859 (649 made) 2023-24

FT ATT - SEC SEASON

2. 460 (355 made) 2023-24

FT PCT - GAME

5. .964 (27-28) at Kentucky 03/02/24

FT PCT - SEASON

4. .756 (649-859) 2023-24

FT PCT - SEC GAME

2. .964 (27-28) at Kentucky 03/02/24

FT PCT - SEC SEASON

1. .772 (355-460) 2024

BLOCKED SHOTS - GAME

3. 15 vs Gardner-Webb 11/10/223

BLOCKED SHOTS - SEC GAME

T8. 10 vs LSU 03/06/24

BLOCKED SHOTS - SEC SEASON

1. 103 (18 games) 2024



Brazile Had 4 Double-Doubles, 3 in a 4-Game Span

- Trevon Brazile has posted six career double-doubles ... four in the 2023-24 season, including three in a four-game span (Stanford, Memphis and Duke).
- He ranked 13th in the SEC in double-doubles with four.
 - STANFORD: Had 14 points and 17 rebounds in the double-overtime win.
 - MEMPHIS: Added 13 points and 10 rebounds.
 - DUKE: Tallied 19 points and 11 rebound in the win.
 - VANDERBILT: Had 13 points and 12 boards, adding four blocked shots, in the overtime win to open the SEC Tourney.
- The 17 boards vs Stanford are a career high and third-most by an SEC player this season.

Brazile Named SEC Player of the Week and Gets Injured on Same Day

- Monday - Dec. 4, was an eventful day for redshirt sophomore Trevon Brazile.
- First, Brazile was named **SEC Player of the Week** for his impressive performance in the Duke win.
 - Recorded a double-double with 19 points and 11 rebounds.
 - Made a career-high four 3-pointers and all 11 rebounds were on the defensive end to set a career high.
 - It was his third double-double in a four-game span (fifth of his career).
- Later Monday, versus Furman, Brazile scored 13 points, making 2-of-3 from 3PT, before exiting the game with 2:41 left with a sprained ankle. Later that week, he did start the Oklahoma game in Tulsa and played 15:21. However, he only played 4:13 in the second half and finished the game with 0 points and just one rebound.

Davis Reaches Milestones, Ranks 31st in Pts & 8th in Assists in UA History

- Davonte Davis scored 15 points versus Memphis in the Bahamas to give him 1,001 for his Razorback career.
 - Davis finished with 1,118 career points for 31st on the school's all-time list.
 - Davis became the 46th player to score 1,000 points in a Razorback uniform and the third in the Eric Musselman era, joining Mason Jones (1,146 points in two seasons) and JD Notae (1,070 in two seasons).
- With six assists versus Missouri, Davis moved into the Razorback career top 10.
 - He ended with 314 for his career to rank 8th.
- Davis grabbed his 500th rebound versus South Carolina and got his 300th career assist versus Tennessee. Combined with his career points, Davis became just the 2nd Hog to reach career triple of 1,000 pts, - 500 rebs - 300 assists.
 - The only Hogs to accomplish the feat are Davis and Todd Day.

Davis	1,118 pts	528 rebs	314 assists
Day	2,395 pts	673 rebs	319 assists
- Davis played 132 career games to tie for fifth in Razorback history and played 2,720 minutes to rank fourth.
- ALL-TIME REBOUNDS AMONG UA "GUARDS"**: (HogStats)
 - 1,015 Sidney Moncrief
 - 673 Todd Day
 - 528 DAVONTE DAVIS

Menifield Named SEC Player of the Week

- Arkansas sophomore guard Keyon Menifield Jr., was named the SEC Player of the Week after scoring a career-high 32 points in the win over UNC Wilmington.
- Menifield was 8-of-14 from the field (including 3-of-7 from 3-point range) while connecting on 13-of-17 from the free throw line. In fact, he drew nine fouls while committing zero. He added five assists and four rebounds.
- Also, in the 16-point win, Menifield was one of just two Razorbacks with a plus/minus in double digits at +17.
- Menifield scored 17 of his 32 in the first half as Arkansas took a seven-point lead at the break, going 5-of-7 from the field (2-of-3 from deep) and making 5-of-8 from the line. He was the only Razorback to play all 20 minutes of the second half where he scored 15 points thank to making 8-of-9 at the line.
- Got his first start (in his third game) as a Razorback. It was his sixth career game with at least 20 points, five coming last season at Washington.
- By scoring 30-plus points in just his third game as a Razorback, Menifield ties Ted Thompson for the quickest to 30 points in a Razorback uniform. Thompson scored 33 points in his third game (vs. Western Kentucky 12/3/1973).

El Magnifico

- El Ellis, who played two years of Junior College basketball and scored 862 points, is in his third and final year of NCAA Division I basketball. He scored 843 points in two years at Louisville and had 201 points this year at Arkansas to give him 1,044 for his NCAA career.

Long Arms of the Law

- Chandler Lawson, who has a 7-7 wingspan, had 29 blocked shots for the season.
 - Had a then career-high five blocked shots versus Stanford.
 - Tallied a career-high six blocked shots versus Duke and All-American Kyle Filipowski.
 - Had three blocked shots in the win over Furman.
 - BTW, in the charity exhibition vs Purdue, he had three blocked shots and three steals guarding reigning Player of the Year Zach Edey.
- Lawson had 29 blocked shots in his final season, bettering any of his previous years' totals.
 - FR at ORE (14) SO at ORE (12) JR at MEM (9) SR at MEM (19) GradSR at ARK (29)





2023-24 SEC STANDINGS

FINAL



	SEC	PCT.	HOME	AWAY	OVERALL	PCT.	HOME	ROAD	NEUTRAL	STRK
1 Tennessee	14-4	.778	7-2	7-2	27-9	.750	14-2	8-3	5-4	L1
2 Alabama	13-5	.722	8-1	5-4	25-12	.767	14-2	5-5	6-5	L1
Auburn	13-5	.722	8-1	5-4	27-8	.771	15-1	5-5	7-2	L1
Kentucky	13-5	.722	7-2	6-3	23-10	.697	14-4	7-3	2-3	L2
South Carolina	13-5	.706	6-3	7-2	26-8	.765	14-3	8-3	4-2	L2
6 Florida	11-7	.611	8-1	3-6	24-12	.667	14-1	3-7	7-4	L2
7 Texas A&M	9-9	.500	5-4	4-5	21-15	.583	10-5	6-6	5-4	L1
LSU	9-9	.500	6-3	3-6	17-16	.515	12-6	3-7	2-3	L2
9 Mississippi State	8-10	.444	6-3	2-7	21-14	.600	11-4	2-8	8-2	L2
10 Ole Miss	7-11	.389	5-4	2-7	20-12	.625	14-4	4-7	2-1	L3
11 Arkansas	6-12	.333	4-5	2-7	16-17	.485	11-6	2-7	3-4	L1
Georgia	6-12	.333	3-6	3-6	20-17	.541	13-6	6-6	1-5	L1
13 Vanderbilt	4-14	.222	3-6	1-8	9-23	.281	8-10	1-9	0-4	L1
14 Missouri	0-18	.000	0-9	0-9	8-24	.250	6-11	2-10	0-3	L19

AP (FINAL)

1 UConn (58)	37-3	1450
2 Purdue	34-5	1386
3 ALABAMA	25-12	1216
4 Houston	32-5	1216
5 TENNESSEE	27-9	1203
6 Illinois	29-9	1099
7 NORTH CAROLINA	29-8	1046
8 Iowa State	29-8	1008
9 DUKE	27-9	980
10 NC State	26-15	927
11 Marquette	27-10	827
12 Arizona	27-9	824
13 Creighton	25-10	800
14 Clemson	24-12	748
15 Gonzaga	27-8	683
16 Baylor	24-11	536
17 San Diego State	26-11	504
18 AUBURN	27-8	465
19 Kansas	23-11	268
20 KENTUCKY	23-10	244
21 Saint Mary's (CA)	26-8	206
22 Utah State	28-7	183
23 Washington State	25-10	140
24 Dayton	25-8	119
25 SOUTH CAROLINA	26-8	110

COACHES (FINAL)

1 UConn (31)	37-3	775
2 Purdue	34-5	744
3 Houston	32-5	651
4 ALABAMA	25-12	642
5 TENNESSEE	27-9	638
6 NORTH CAROLINA	29-8	578
7 Illinois	29-9	561
8 Iowa State	29-8	539
9 DUKE	27-9	521
10 Creighton	25-10	473
11 Marquette	27-10	457
12 Arizona	27-9	440
13 NC State	26-15	389
14 Baylor	24-11	330
15 Clemson	24-12	325
16 Gonzaga	27-8	312
17 AUBURN	27-8	302
18 San Diego State	26-11	217
19 KENTUCKY	23-10	171
20 Utah State	28-7	164
21 Kansas	23-11	135
22 Saint Mary's	26-8	128
23 SOUTH CAROLINA	26-8	124
24 Washington State	25-10	62
25 Texas Tech	23-11	49

RECEIVING VOTES: TEXAS A&M 87, Oregon 77, Colorado 75, BYU 71, Texas 62, James Madison 61, Seton Hall 39, Grand Canyon 37, Wisconsin 27, Northwestern 23, Texas Tech 19, Indiana State 18, Miami 13, Michigan State 12, Duquesne 9, Yale 7, **ARKANSAS 6**, New Mexico 6, Colorado State 5, Maryland 5, **FLORIDA 4**, Rutgers 2, Oakland 1, Nevada 1.

RECEIVING VOTES: BYU 48; **FLORIDA 44**; Dayton 37; Colorado 35; Wisconsin 30; James Madison 30; Seton Hall 27; Indiana State 16; Texas 15; Michigan State 14; **TEXAS A&M 13**; Oregon 10; Oakland 10; Grand Canyon 9; Northwestern 5; Yale 2; Boise State 2; Nevada 1.

HOGS RANKING BY WEEK

WEEK	AP	COACH	NET
Preseason	14	14	No Poll
Nov. 13	14	14	No Poll
Nov. 20	20	RV (#26)	No Poll
Nov. 27	RV (#35)	RV (#43)	No Poll
Dec. 4	RV (#36)	--	117
Dec. 11	--	--	103
Dec. 18	--	--	101
Dec. 25	--	--	96
Jan. 1	--	--	89
Jan. 8	--	--	105
Jan. 15	--	--	113
Jan. 22	--	--	118
Jan. 29	--	--	130
Feb. 5	--	--	131
Feb. 12	--	--	128
Feb. 19	--	--	136
Feb. 26	--	--	121
Mar 4	--	--	121
Mar 11	--	--	109
Mar 18	--	--	115
FINAL 4/8	RV (#42)	-	115

ARKANSAS IN 2023-24 RANKINGS

FINAL



TEAM IN THE NCAA/SEC	NCAA	SEC	NO.
Assist/Turnover Ratio (351 ranked)	264	12	0.98
Assists Per Game (351 ranked)	289	12	11.7
Bench Points per game (351 ranked)	12	3	30.03
Blocks Per Game (351 ranked)	6	3	6.1
Effective FG pct (351 ranked)	207	10	0.505
Fastbreak Points (351 ranked)	59	5	12.24
Field Goal Percentage (351 ranked)	133	6	45.3
Field Goal Percentage Defense (351 ranked)	230	13	44.6
Fouls Per Game (351 ranked)	336	13	19.8
Free Throw Attempts Per Game (351 ranked)	3	1	26
Free Throw Percentage (351 ranked)	40	4	75.6
Free Throws Made Per Game (351 ranked)	2	1	19.7
Rebound Margin (351 ranked)	271	10	-1.8
Rebounds (Defensive) Per Game (351 ranked)	105	6	26.0
Rebounds (Offensive) Per Game (351 ranked)	293	14	8.52
Rebounds Per Game (351 ranked)	227	11	34.52
Scoring Defense (351 ranked)	338	13	79.8
Scoring Margin (351 ranked)	269	12	-2.0
Scoring Offense (351 ranked)	66	6	77.8
Steals Per Game (351 ranked)	234	13	6.0
Three Point Attempts Per Game (351 ranked)	288	14	18.9
Three Point Percentage (351 ranked)	286	12	31.8
Three Point Percentage Defense (351 ranked)	197	12	33.9
Three Pointers Per Game (351 ranked)	306	14	6.0
Turnover Margin (351 ranked)	251	14	-0.9
Turnovers Forced Per Game (351 ranked)	255	11	11.06
Turnovers Per Game (351 ranked)	195	12	12.0
Winning Percentage (351 ranked)	205	12	48.5

RAZORBACKS IN THE NCAA/SEC

PLAYER	NCAA	SEC	NO.
Assist/Turnover Ratio (348 ranked)	--	--	--
Assists (343 ranked)	--	--	--
Assists Per Assist/Turnover Ratio (349 ranked)	--	--	--
Assists (348 ranked)	--	--	--
Assists Per Game (345 ranked)	--	--	--
Blocks (346 ranked)	Makhi Mitchell	107	7 46
	Trevon Brazile	245	13 32
	Chandler Lawson	298	15 29
Blocks Per Game (350 ranked)	Makhi Mitchell	109	6 1.39
	Trevon Brazile	155	9 1.23
	Chandler Lawson	331	18 0.88
Double Doubles (333 ranked)	Makhi Mitchell	252	13 4
	Trevon Brazile	252	13 4
Field Goal Attempts (346 ranked)	--	--	--
Field Goal Percentage (350 ranked)	Tramon Mark	140	6 48
Field Goals (345 ranked)	Tramon Mark	300	16 168
Free Throw Attempts (343 ranked)	Khalif Battle	33	2 213
	Tramon Mark	129	10 163
Free Throw Percentage (350 ranked)	Khalif Battle	46	5 87.3
	Tramon Mark	200	16 80.4
Free Throws (341 ranked)	Khalif Battle	17	2 186
	Tramon Mark	97	9 131
Minutes Per Game (350 ranked)	Tramon Mark	310	8 32:33
Points (346 ranked)	Tramon Mark	216	12 503
	Khalif Battle	310	19 472
Points Per Game (350 ranked)	Tramon Mark	173	10 16.2
	Khalif Battle	297	16 14.8
Rebounds (347 ranked)	--	--	--
Rebounds (Defensive) Per Game (349 ranked)	--	--	--
Rebounds (Offensive) Per Game (347 ranked)	--	--	--
Rebounds Per Game (348 ranked)	--	--	--
Steals (318 ranked)	--	--	--
Steals Per Game (340 ranked)	--	--	--
Three Point Attempts (344 ranked)	--	--	--
Three Point Percentage (92 ranked)	--	--	--
Three Pointers Per Game (341 ranked)	--	--	--
Total 3-point FGM (342 ranked)	--	--	--
Triple Doubles (6 ranked)	--	--	--



ARKANSAS RAZORBACKS
2023-24 SEASON RESULTS & LEADERS

RECORD:	OVERALL	HOME	AWAY	NEUTRAL
ALL GAMES	16-17	11-6	2-7	3-4
CONFERENCE	6-12	4-5	2-7	0-0
NON-CONFERENCE	10-5	7-1	0-0	3-4

DATE	TIME (CT)	R A N K	OPPONENT	TV	RESULT	ATTEND	RECORD	(SEC)	HIGH POINTS	HIGH REBOUNDS
11/06/23	7:00 pm	14/14	--/-- ALCORN	SEC Network Plus	W 93-59	19200	1-0	--	(21)Khalif Battle	(8)Jalen Graham
11/10/23	7:00 pm	14/14	--/-- GARDNER-WEBB	SEC Network Plus	W 86-68	19200	2-0	--	(21)Khalif Battle	(7)Trevon Brazile
11/13/23	7:00 pm	14/14	--/-- OLD DOMINION	SEC Network Plus	W 86-77	19200	3-0	--	(17)El Ellis	(10)Makhi Mitchell
11/17/23	7:00 pm	14/14	--/-- UNC GREENSBORO	SEC Network Plus	72-78 L	19200	3-1	--	(21)Tramon Mark	(9)Trevon Brazile
11/22/23	7:30 pm	+ 20/RV	--/-- vs Stanford	ESPNU	20T W 77-74	820	4-1	--	(25)Tramon Mark	(17)Trevon Brazile
11/23/23	5:00 pm	+ 20/RV	RV/RV vs Memphis	ESPN	79-84 L	982	4-2	--	(21)Khalif Battle	(10)Trevon Brazile
11/24/23	1:00 pm	+ 20/RV	14/14 vs North Carolina	ESPN2	72-87 L	1456	4-3	--	(34)Tramon Mark	(5)Tramon Mark
11/29/23	8:25 pm	% RV/RV	7/7 DUKE	ESPN	W 80-75	✓ 20344	5-3	--	(21)Khalif Battle	(11)Trevon Brazile
12/04/23	7:00 pm	RV/--	--/-- FURMAN	SEC Network Plus	W 97-83	19200	6-3	--	(25)Khalif Battle	(10)Davonte Davis
12/09/23	3:00 pm	@ RV/--	19/22 vs Oklahoma	ESPN2	70-79 L	17485	6-4	--	(13)Khalif Battle	(6)Makhi Mitchell
12/16/23	5:15 pm	& --/--	--/-- vs Lipscomb	SEC Network Plus	W 69-66	16361	7-4	--	(17)Tramon Mark	(6)Trevon Brazile
12/21/23	6:00 pm	--/--	--/-- ABILENE CHRISTIAN	SEC Network	W 83-73	19200	8-4	--	(25)Tramon Mark	(11)Tramon Mark
12/30/23	4:00 pm	--/--	--/-- UNCW	SEC Network	W 106-90	19200	9-4	--	(32)Keyon Menifield Jr.	(8)Trevon Brazile
01/06/24	1:00 pm	* --/--	25/24 AUBURN	ESPN2	51-83 L	19200	9-5	0-1	(14)Keyon Menifield Jr.	(7)Trevon Brazile
01/10/24	9:00 pm	* --/--	--/-- at Georgia	ESPNU	66-76 L	7820	9-6	0-2	(24)Tramon Mark	(7)Tramon Mark
01/13/24	4:00 pm	* --/--	--/-- at Florida	ESPN	68-90 L	10445	9-7	0-3	(14)Layden Blocker	(7)Trevon Brazile
01/16/24	8:00 pm	* --/--	--/-- TEXAS A&M	SEC Network	W 78-77	19200	10-7	1-3	(35)Tramon Mark	(6)Davonte Davis (6)El Ellis
01/20/24	12:00 pm	* --/--	RV/-- SOUTH CAROLINA	SEC Network	64-77 L	19200	10-8	1-4	(18)Tramon Mark	(7)Chandler Lawson
01/24/24	8:00 pm	* --/--	RV/RV at Ole Miss	ESPNU	51-77 L	8207	10-9	1-5	(11)Khalif Battle	(4)Trevon Brazile (4)Khalif Battle
01/27/24	5:00 pm	* --/--	6/6 KENTUCKY	ESPN	57-63 L	19200	10-10	1-6	(12)Makhi Mitchell	(13)Makhi Mitchell
01/31/24	7:30 pm	* --/--	--/-- at Missouri	SEC network	W 91-84	11020	11-10	2-6	(22)Tramon Mark	(14)Makhi Mitchell
02/03/24	11:00 am	* --/--	--/-- at LSU	ESPN2	74-95 L	7880	11-11	2-7	(20)Tramon Mark	(6)Tramon Mark
02/10/24	5:00 pm	* --/--	--/-- GEORGIA	SEC Network	W 78-75	19200	12-11	3-7	(15)Keyon Menifield Jr. (15)El Ellis	(5)Tramon Mark (5)El Ellis (5)Makhi Mitchell
02/14/24	8:00 pm	* --/--	8/9 TENNESSEE	ESPN2	63-92 L	19200	12-12	3-8	(12)Tramon Mark	(7)Jalen Graham
02/17/24	1:00 pm	* --/--	--/-- at Mississippi St.	ESPNU	67-71 L	9219	12-13	3-9	(21)Makhi Mitchell	(9)Makhi Mitchell
02/20/24	6:00 pm	* --/--	--/-- at Texas A&M	ESPN	W 78-71	8789	13-13	4-9	(26)Tramon Mark	(13)Makhi Mitchell
02/24/24	11:00 am	* --/--	--/-- MISSOURI	ESPN2	W 88-73	19200	14-13	5-9	(42)Khalif Battle	(9)Davonte Davis
02/27/24	8:00 pm	* --/--	--/-- VANDERBILT	SEC Network	82-85 L	19200	14-14	5-10	(36)Khalif Battle	(6)Tramon Mark (6)Trevon Brazile (6)Khalif Battle
03/02/24	1:30 pm	* --/--	16/15 at Kentucky	CBS	102-111 L	20322	14-15	5-11	(34)Khalif Battle	(8)Khalif Battle
03/06/24	6:00 pm	* --/--	--/-- LSU	SEC Network	W 94-83	19200	15-15	6-11	(29)Khalif Battle	(8)Makhi Mitchell (8)Tramon Mark
03/09/24	11:00 am	* --/--	16/17 at Alabama	ESPN	88-92 L OT	11031	15-16	6-12	(22)Khalif Battle	(7)Khalif Battle
03/13/24	6:00 pm	^ --/--	--/-- vs #13 seed Vanderbilt	SEC Network	OT W 90-85	16539	16-16	--	(24)Khalif Battle	(12)Trevon Brazile
03/14/24	2:30 pm	^ --/--	15/16 vs #5 seed South Carolina	SEC Network	66-80 L	11638	16-17	--	(20)Khalif Battle	(7)Khalif Battle

✓ - Bud Walton Arena Record

Home Games in CAPS | * - Southeastern Conference game | + Bad Boy Mowers Battle 4 Atlantis (Paradise Island, Bahamas - Imperial Arena) | % - SEC/ACC Challenge | @ - played in Tulsa, Okla. (BOK Center) | & - played in North Little Rock (Simmons Bank Arena) | ^ - SEC Tournament (Nashville, Tenn. - Bridgestone Arena)

ATTENDANCE SUMMARY	GAMES	TOTALS	AVG/GAME
HOME	17	327544	19267
AWAY	9	94733	10526
NEUTRAL	7	65281	9326
TOTAL	33	487558	14774



ARKANSAS RAZORBACKS

2023-24 COMBINED REPORT

RECORD:	OVERALL	HOME	AWAY	NEUTRAL
ALL GAMES	16-17	11-6	2-7	3-4
CONFERENCE	6-12	4-5	2-7	0-0
NON-CONFERENCE	10-5	7-1	0-0	3-4

#	Player	GP	GS	Min	Avg	• TOTAL •			• 3-PTS •			• REBOUNDS •				PF	FO	A	TO	Blk	Stl	Pts	Avg				
						FG	FGA	Pct	3FG	FGA	Pct	FT	FTA	Pct	Off									Def	Tot	Avg	
12	Tramon Mark	31	28	1008	32.5	168	350	.480	36	99	.364	131	163	.804	15	117	132	4.3	89	3	57	54	24	36	503	16.2	
0	Khalif Battle	32	13	792	24.8	119	293	.406	48	136	.353	186	213	.873	8	97	105	3.3	73	3	42	48	8	26	472	14.8	
15	Makhi Mitchell	33	5	624	18.9	106	167	.635	0	1	.000	73	93	.785	43	108	151	4.6	81	3	37	43	46	14	285	8.6	
2	Trevon Brazile	26	23	665	25.6	79	162	.488	24	68	.353	41	59	.695	44	109	153	5.9	61	3	12	39	32	17	223	8.6	
1	Keyon Menifield Jr.	14	4	271	19.4	36	96	.375	13	41	.317	26	35	.743	4	25	29	2.1	17	0	22	21	4	5	111	7.9	
11	Jalen Graham	21	5	316	15.0	71	122	.582	0	1	.000	17	39	.436	26	37	63	3.0	44	1	17	17	23	11	159	7.6	
3	El Ellis	31	22	652	21.0	71	178	.399	20	62	.323	39	51	.765	8	55	63	2.0	31	1	57	47	4	18	201	6.5	
4	Davonte Davis	30	23	826	27.5	62	171	.363	16	66	.242	37	48	.771	21	82	103	3.4	74	1	61	34	1	22	177	5.9	
24	Jeremiah Davenport	31	8	491	15.8	50	144	.347	29	101	.287	25	32	.781	17	40	57	1.8	49	0	27	18	10	8	154	5.0	
6	Layden Blocker	27	5	361	13.4	31	77	.403	2	17	.118	36	58	.621	21	21	42	1.6	46	1	27	20	7	21	100	3.7	
8	Chandler Lawson	33	27	492	14.9	51	100	.510	6	15	.400	13	25	.520	22	81	103	3.1	63	2	22	14	29	13	121	3.7	
5	Joseph Pinion	19	1	102	5.4	12	30	.400	5	18	.278	16	18	.889	1	10	11	0.6	12	0	3	6	6	4	45	2.4	
10	Baye Fall	9	0	45	5.0	1	2	.500	0	0	.000	5	15	.333	5	7	12	1.3	10	1	0	6	6	3	7	0.8	
7	Denijay Harris	11	1	48	4.4	2	4	.500	0	0	.000	3	8	.375	4	5	9	0.8	4	0	3	3	1	0	7	0.6	
45	Lawson Blake	4	0	2	0.5	0	0	.000	0	0	.000	1	2	.500	0	1	1	0.3	0	0	0	0	0	0	1	0.3	
21	Cade Arbogast	6	0	5	0.8	0	2	.000	0	0	.000	0	0	.000	0	0	0	0.0	1	0	0	0	0	0	0	0.0	
TEAM.....																											
The Hogs.....		33					859	1898	.453	199	625	.318	649	859	.756	281	858	1139	34.5	655	19	387	395	201	198	2566	77.8
Opponents.....		33					909	2039	.446	236	696	.339	579	796	.727	365	834	1199	36.3	685	-	427	365	96	213	2633	79.8

Team Statistics	ARK	OPP
SCORING	2566	2633
Points per game	77.8	79.8
Scoring margin	-2.0	-
FIELD GOALS-ATT	859-1898	909-2039
Field goal pct	.453	.446
3 POINT FG-ATT	199-625	236-696
3-point FG pct	.318	.339
3-pt FG made per game	6.0	7.2
FREE THROWS-ATT	649-859	579-796
Free throw pct	.756	.727
F-Throws made per game	19.7	17.5
REBOUNDS	1139	1199
Rebounds per game	34.5	36.3
Rebounding margin	-1.8	-
ASSISTS	387	427
Assists per game	11.7	12.9
TURNOVERS	395	365
Turnovers per game	12.0	11.1
Turnover margin	-0.9	-
Assist/turnover ratio	1.0	1.2
STEALS	198	213
Steals per game	6.0	6.5
BLOCKS	201	96
Blocks per game	6.1	2.9
ATTENDANCE	327544	160014
Home games-Avg/Game	17-19267	9-10526
Neutral site-Avg/Game	-	7-9326

SCORE BY PERIODS:	1st	2nd	OT	OT2	Total
Arkansas	1155	1367	33	11	2566
Opponents	1173	1420	32	8	2633

Date	Ark. Rank	Opponent	Result	Score	Attend
11/06/23	14/14	ALCORN	W	93-59	19200
11/10/23	14/14	GARDNER-WEBB	W	86-68	19200
11/13/23	14/14	OLD DOMINION	W	86-77	19200
11/17/23	14/14	UNC GREENSBORO	L	72-78	19200
+ 11/22/23	20/RV	vs Stanford	2OT W	77-74	820
+ 11/23/23	20/RV	vs Memphis	L	79-84	982
+ 11/24/23	20/RV	vs #14/14 North Carolina	L	72-87	1456
% 11/29/23	RV/RV	#7/7 DUKE	W	80-75	20344
12/04/23	RV/--	FURMAN	W	97-83	19200
@ 12/09/23	RV/--	vs #19/22 Oklahoma	L	70-79	17485
& 12/16/23	--/--	vs Lipscomb	W	69-66	16361
12/21/23	--/--	ABILENE CHRISTIAN	W	83-73	19200
12/30/23	--/--	UNCW	W	106-90	19200
* 01/06/24	--/--	#25/24 AUBURN	L	51-83	19200
* 01/10/24	--/--	at Georgia	L	66-76	7820
* 01/13/24	--/--	at Florida	L	68-90	10445
* 01/16/24	--/--	TEXAS A&M	W	78-77	19200
* 01/20/24	--/--	RV/-- SOUTH CAROLINA	L	64-77	19200
* 01/24/24	--/--	at #RV/RV Ole Miss	L	51-77	8207
* 01/27/24	--/--	#6/6 KENTUCKY	L	57-63	19200
* 01/31/24	--/--	at Missouri	W	91-84	11020
* 02/03/24	--/--	at LSU	L	74-95	7880
* 02/10/24	--/--	GEORGIA	W	78-75	19200
* 02/14/24	--/--	#8/9 TENNESSEE	L	63-92	19200
* 02/17/24	--/--	at Mississippi St.	L	67-71	9219
* 02/20/24	--/--	at Texas A&M	W	78-71	8789
* 02/24/24	--/--	MISSOURI	W	88-73	19200
* 02/27/24	--/--	VANDERBILT	L	82-85	19200
* 03/02/24	--/--	at #16/15 Kentucky	L	102-111	20322
* 03/06/24	--/--	LSU	W	94-83	19200
* 03/09/24	--/--	at #16/17 at Alabama	L OT	88-92	11031
^ 03/13/24	--/--	vs Vanderbilt	OT W	90-85	16539
^ 03/14/24	--/--	vs #15/16 South Carolina	L	66-80	11638

✓ - BUD WALTON ARENA RECORD

* = SEC game || + Bad Boy Mowers Battle 4 Atlantis (Paradise Island, Bahamas (Imperial Arena)) || % - Big 12/SEC Challenge
 @ - played in Tulsa, Okla. (BOK Center) || & - played in North Little Rock (Simmons Bank Arena)
 ^ - SEC Tournament (Nashville, Tenn. - Bridgestone Arena)





ARKANSAS RAZORBACKS

2023-24 SEASON STATISTICS • ALL GAMES

RECORD:	OVERALL	HOME	AWAY	NEUTRAL
ALL GAMES	16-17	11-6	2-7	3-4
CONFERENCE	6-12	4-5	2-7	0-0
NON-CONFERENCE	10-5	7-1	0-0	3-4

##	Player	GPGS	Min	Avg	• TOTAL •			• 3-PTS •			• REBOUNDS •				PFFO	A	TO	Blk	St	Pts	Avg					
					FG	FGA	Pct	3FG	FGA	Pct	FT	FTA	Pct	Off								Def	Tot	Avg		
12	Tramon Mark	31	28	1008	32.5	168	350	.480	36	99	.364	131	163	.804	15	117	132	4.3	89	3	57	54	24	36	503	16.2
0	Khalif Battle	32	13	792	24.8	119	293	.406	48	136	.353	186	213	.873	8	97	105	3.3	73	3	42	48	8	26	472	14.8
15	Makhi Mitchell	33	5	624	18.9	106	167	.635	0	1	.000	73	93	.785	43	108	151	4.6	81	3	37	43	46	14	285	8.6
2	Trevon Brazile	26	23	665	25.6	79	162	.488	24	68	.353	41	59	.695	44	109	153	5.9	61	3	12	39	32	17	223	8.6
1	Keyon Menifield Jr.	14	4	271	19.4	36	96	.375	13	41	.317	26	35	.743	4	25	29	2.1	17	0	22	21	4	5	111	7.9
11	Jalen Graham	21	5	316	15.0	71	122	.582	0	1	.000	17	39	.436	26	37	63	3.0	44	1	17	17	23	11	159	7.6
3	EI Ellis	31	22	652	21.0	71	178	.399	20	62	.323	39	51	.765	8	55	63	2.0	31	1	57	47	4	18	201	6.5
4	Davonte Davis	30	23	826	27.5	62	171	.363	16	66	.242	37	48	.771	21	82	103	3.4	74	1	61	34	1	22	177	5.9
24	Jeremiah Davenport	31	8	491	15.8	50	144	.347	29	101	.287	25	32	.781	17	40	57	1.8	49	0	27	18	10	8	154	5.0
6	Layden Blocker	27	5	361	13.4	31	77	.403	2	17	.118	36	58	.621	21	21	42	1.6	46	1	27	20	7	21	100	3.7
8	Chandler Lawson	33	27	492	14.9	51	100	.510	6	15	.400	13	25	.520	22	81	103	3.1	63	2	22	14	29	13	121	3.7
5	Joseph Pinion	19	1	102	5.4	12	30	.400	5	18	.278	16	18	.889	1	10	11	0.6	12	0	3	6	6	4	45	2.4
10	Baye Fall	9	0	45	5.0	1	2	.500	0	0	.000	5	15	.333	5	7	12	1.3	10	1	0	6	6	3	7	0.8
7	Denijay Harris	11	1	48	4.4	2	4	.500	0	0	.000	3	8	.375	4	5	9	0.8	4	0	3	3	1	0	7	0.6
45	Lawson Blake	4	0	2	0.5	0	0	.000	0	0	.000	1	2	.500	0	1	1	0.3	0	0	0	0	0	0	1	0.3
21	Cade Arbogast	6	0	5	0.8	0	2	.000	0	0	.000	0	0	.000	0	0	0	0.0	1	0	0	0	0	0	0	0.0
TEAM.....																										
Arkansas.....		33				859	1898	.453	199	625	.318	649	859	.756	281	858	1139	34.5	655	19	387	395	201	198	2566	77.8
Opponents.....		33				909	2039	.446	236	696	.339	579	796	.727	365	834	1199	36.3	685	-	427	365	96	213	2633	79.8

SCORE BY PERIODS:	1st	2nd	OT	OT2	Total
Arkansas	1155	1367	33	11	2566
Opponents	1173	1420	32	8	2633

DEADBALL REBOUNDS:	OFF	DEF	TOTAL
Arkansas	120	13	133
Opponents	111	13	124

ARKANSAS RAZORBACKS

2023-24 STATISTICS • SEC GAMES ONLY



RECORD:	OVERALL	HOME	AWAY
CONFERENCE	6-12	4-5	2-7

##	Player	GPGS	Min	Avg	• TOTAL •			• 3-PTS •			• REBOUNDS •				PFFO	A	TO	Blk	St	Pts	Avg					
					FG	FGA	Pct	3FG	FGA	Pct	FT	FTA	Pct	Off								Def	Tot	Avg		
12	Tramon Mark	17	17	579	34.1	89	204	.436	18	55	.327	83	101	.822	11	74	85	5.0	49	2	34	36	19	26	279	16.4
0	Khalif Battle	17	11	407	23.9	62	157	.395	22	70	.314	96	108	.889	6	49	55	3.2	34	1	22	21	7	17	242	14.2
15	Makhi Mitchell	18	2	380	21.1	62	103	.602	0	1	.000	55	67	.821	31	68	99	5.5	49	2	23	27	27	7	179	9.9
11	Jalen Graham	11	5	187	17.0	40	76	.526	0	1	.000	10	26	.385	13	18	31	2.8	27	1	10	11	13	10	90	8.2
3	EI Ellis	16	12	393	24.6	43	102	.422	13	34	.382	19	25	.760	4	33	37	2.3	19	1	28	28	2	12	118	7.4
2	Trevon Brazile	11	8	242	22.0	28	59	.475	4	23	.174	14	22	.636	14	36	50	4.5	23	2	2	14	9	5	74	6.7
1	Keyon Menifield Jr.	11	3	189	17.2	23	71	.324	10	30	.333	10	14	.714	1	15	16	1.5	13	0	13	14	4	5	66	6.0
24	Jeremiah Davenport	17	2	315	18.5	33	85	.388	19	61	.311	16	20	.800	10	29	39	2.3	37	0	18	12	3	3	101	5.9
4	Davonte Davis	15	10	365	24.3	20	66	.303	4	27	.148	17	20	.850	6	34	40	2.7	36	0	21	14	1	11	61	4.1
6	Layden Blocker	15	3	179	11.9	13	42	.310	2	13	.154	18	30	.600	12	7	19	1.3	21	0	12	9	3	9	46	3.1
5	Joseph Pinion	10	0	65	6.5	8	19	.421	4	12	.333	9	9	1.000	1	7	8	0.8	7	0	3	5	4	1	29	2.9
8	Chandler Lawson	18	16	269	14.9	21	45	.467	3	7	.429	5	11	.455	7	40	47	2.6	35	2	15	6	9	7	50	2.8
10	Baye Fall	5	0	22	4.4	0	0	.000	0	0	.000	3	7	.429	2	0	2	0.4	2	0	0	2	1	0	3	0.6
7	Denijay Harris	6	1	32	5.3	1	2	.500	0	0	.000	0	0	.000	1	1	2	0.3	3	0	0	0	1	0	2	0.3
21	Cade Arbogast	3	0	1	0.3	0	0	.000	0	0	.000	0	0	.000	0	0	0	0.0	0	0	0	0	0	0	0	0.0
45	Lawson Blake	2	0	0	0.0	0	0	.000	0	0	.000	0	0	.000	0	0	0	0.0	0	0	0	0	0	0	0	0.0
TEAM.....																										
Razorbacks.....		18				443	1031	.430	99	334	.296	355	460	.772	146	442	588	32.7	355	11	201	211	103	113	1340	74.4
Opponents.....		18				503	1098	.458	129	372	.347	340	448	.759	204	477	681	37.8	365	-	233	197	74	112	1475	81.9

SCORE BY PERIODS:	1st	2nd	OT	Total
Arkansas	626	700	14	1340
Opponents	656	801	18	1475

DEADBALL REBOUNDS:	OFF	DEF	TOTAL
Arkansas	62	5	67
Opponents	52	7	59



2023-24 RAZORBACK GAME-BY-GAME STATISTICS

Opponent	Date	Score	W/L	•TOTAL•			•3-PTRS•			•REBOUNDS•				PF	A	TO	Blk	Stl	Pts	Avg			
				FG	FGA	Pct	3FG	FGA	Pct	FT	FTA	Pct	Off								Def	Tot	Avg
ALCORN	11/06/23	93-59	W	28	54	.519	12	30	.400	25	37	.676	14	30	44	44.0	22	20	15	4	10	93	93.0
GARDNER-WEBB	11/10/23	86-68	W	30	60	.500	7	18	.389	19	31	.613	7	39	46	45.0	20	11	10	15	4	86	89.5
OLD DOMINION	11/13/23	86-77	W	30	59	.508	8	19	.421	18	29	.621	8	27	35	41.7	12	15	4	6	3	86	88.3
UNC GREENSBORO	11/17/23	72-78	L	24	55	.436	4	23	.174	20	25	.800	6	24	30	38.8	22	7	13	6	4	72	84.2
vs Stanford	11/22/23	77-74	Wot	23	76	.303	5	19	.263	26	33	.788	21	31	52	41.4	23	6	13	5	9	77	82.8
vs Memphis	11/23/23	79-84	L	26	55	.473	7	18	.389	20	27	.741	13	20	33	40.0	25	7	18	2	4	79	82.2
vs North Carolina	11/24/23	72-87	L	26	55	.473	5	17	.294	15	20	.750	6	21	27	38.1	27	6	12	6	4	72	80.7
DUKE	11/29/23	80-75	W	26	53	.491	9	22	.409	19	30	.633	5	35	40	38.4	21	17	12	10	6	80	80.6
FURMAN	12/04/23	97-83	W	37	61	.607	8	19	.421	15	21	.714	6	32	38	38.3	19	21	11	10	7	97	82.4
vs Oklahoma	12/09/23	70-79	L	20	50	.400	4	18	.222	26	31	.839	6	19	25	37.0	18	8	13	6	10	70	81.2
vs Lipscomb	12/16/23	69-66	W	30	57	.526	5	15	.333	4	8	.500	8	27	35	36.8	14	17	14	5	4	69	80.1
ABILENE CHRISTIAN	12/21/23	83-73	W	27	52	.519	7	15	.467	22	28	.786	7	38	45	37.5	17	9	17	6	2	83	80.3
UNCW	12/30/23	106-90	W	33	63	.524	7	20	.350	33	43	.767	15	25	40	37.7	27	16	8	5	5	106	82.3
AUBURN	01/06/24	51-83	L	18	58	.310	7	24	.292	8	15	.533	7	25	32	37.3	11	8	13	4	4	51	80.1
at Georgia	01/10/24	66-76	L	24	60	.400	3	21	.143	15	22	.682	10	29	39	37.4	22	11	15	7	6	66	79.1
at Florida	01/13/24	68-90	L	23	61	.377	5	15	.333	17	25	.680	9	22	31	37.0	16	8	9	8	8	68	78.4
TEXAS A&M	01/16/24	78-77	W	20	51	.392	7	19	.368	31	40	.775	3	32	35	36.9	24	10	8	9	1	78	78.4
SOUTH CAROLINA	01/20/24	64-77	L	23	62	.371	5	18	.278	13	16	.813	8	19	27	36.3	17	9	5	3	4	64	77.6
at Ole Miss	01/24/24	51-77	L	17	51	.333	5	22	.227	12	18	.667	9	19	28	35.9	13	13	14	8	3	51	76.2
KENTUCKY	01/27/24	57-63	L	20	60	.333	4	19	.211	13	18	.722	11	33	44	36.3	15	9	13	9	5	57	75.2
at Missouri	01/31/24	91-84	W	33	61	.541	4	6	.667	21	26	.808	12	23	35	36.2	21	14	15	6	10	91	76.0
at LSU	02/03/24	74-95	L	24	55	.436	3	13	.231	23	33	.697	9	21	30	36.0	20	10	12	3	8	74	75.9
GEORGIA	02/10/24	78-75	W	28	49	.571	5	14	.357	17	26	.654	5	23	28	35.6	15	10	12	6	9	78	76.0
TENNESSEE	02/14/24	63-92	L	22	58	.379	8	23	.348	11	15	.733	9	16	25	35.2	20	9	15	3	12	63	75.5
at Mississippi St.	02/17/24	67-71	L	25	55	.455	3	17	.176	14	19	.737	8	19	27	34.8	25	10	8	6	4	67	75.1
at Texas A&M	02/20/24	78-71	W	23	59	.390	4	15	.267	28	34	.824	11	29	40	35.0	27	12	11	8	7	78	75.2
MISSOURI	02/24/24	88-73	W	25	52	.481	10	25	.400	28	34	.824	7	26	33	35.0	22	16	5	2	4	88	75.7
VANDERBILT	02/27/24	82-85	L	23	57	.404	10	30	.333	26	31	.839	11	23	34	34.9	23	12	13	1	4	82	75.9
at Kentucky	03/02/24	102-111	L	34	64	.531	7	17	.412	27	28	.964	4	23	27	34.7	25	13	12	1	10	102	76.8
LSU	03/06/24	94-83	W	31	51	.608	5	16	.313	27	33	.818	4	30	34	34.6	19	18	15	10	8	94	77.4
at Alabama	03/09/24	88-92	Lot	30	67	.448	4	20	.200	24	27	.889	9	30	39	34.8	20	9	16	9	6	88	77.7
vs Vanderbilt	03/13/24	90-85	Wot	29	65	.446	9	25	.360	23	26	.885	9	26	35	34.8	17	14	10	7	8	90	78.1
vs South Carolina	03/14/24	66-80	L	27	52	.519	3	13	.231	9	10	.900	4	22	26	34.5	16	12	14	5	5	66	77.8
Arkansas		2566		859	1898	.453	199	625	.318	649	859	.756	281	858	1139	34.5	655	387	395	201	198	2566	77.8
Opponents		2633		909	2039	.446	236	696	.339	579	796	.727	365	834	1199	36.3	685	427	365	96	213	2633	79.8

Games played: 33
 Points/game: 77.8
 FG Pct: 45.3
 3FG Pct: 31.8
 FT Pct: 75.6

Rebounds/game: 34.5
 Assists/game: 11.7
 Turnovers/game: 12.0
 Assist/turnover ratio: 1.0
 Steals/game: 6.0
 Blocks/game: 6.1



2023-24 OPPONENT GAME-BY-GAME STATISTICS

Opponent	Date	Score	W/L	• TOTAL •			• 3-PTRS •			• REBOUNDS •				PF	A	TO	Blk	Stl	Pts	Avg			
				FG	FGA	Pct	3FG	FGA	Pct	FT	FTA	Pct	Off								Def	Tot	Avg
ALCORN	11/06/23	93-59	W	20	51	.392	3	9	.333	16	26	.615	7	19	26	26.0	27	7	16	3	7	59	59.0
GARDNER-WEBB	11/10/23	86-68	W	25	72	.347	6	23	.261	12	21	.571	11	29	40	33.0	19	14	10	0	9	68	63.5
OLD DOMINION	11/13/23	86-77	W	31	71	.437	11	24	.458	4	5	.800	12	27	39	35.0	22	14	10	1	3	77	68.0
UNC GREENSBORO	11/17/23	72-78	L	26	54	.481	9	24	.375	17	23	.739	5	27	32	34.2	22	15	10	1	8	78	70.5
vs Stanford	11/22/23	77-74	Wot	26	65	.400	9	30	.300	13	24	.542	12	34	46	36.6	23	16	19	0	4	74	71.2
vs Memphis	11/23/23	79-84	L	26	53	.491	8	24	.333	24	30	.800	9	15	24	34.5	20	14	13	7	10	84	73.3
vs North Carolina	11/24/23	72-87	L	28	57	.491	6	14	.429	25	35	.714	13	25	38	35.0	24	11	10	0	3	87	75.3
DUKE	11/29/23	80-75	W	24	67	.358	6	22	.273	21	31	.677	11	23	34	34.9	24	10	8	3	7	75	75.2
FURMAN	12/04/23	97-83	W	28	73	.384	12	32	.375	15	20	.750	15	20	35	34.9	20	15	11	1	7	83	76.1
vs Oklahoma	12/09/23	70-79	L	25	49	.510	7	18	.389	22	28	.786	8	25	33	34.7	22	11	15	0	6	79	76.4
vs Lipscomb	12/16/23	69-66	W	26	67	.388	7	30	.233	7	9	.778	12	22	34	34.6	13	10	9	1	8	66	75.5
ABILENE CHRISTIAN	12/21/23	83-73	W	28	72	.389	4	16	.250	13	20	.650	11	23	34	34.6	21	15	8	1	10	73	75.2
UNCW	12/30/23	106-90	W	28	66	.424	10	28	.357	24	34	.706	15	20	35	34.6	29	13	8	2	3	90	76.4
AUBURN	01/06/24	51-83	L	34	70	.486	7	18	.389	8	11	.727	11	35	46	35.4	14	16	7	5	5	83	76.9
at Georgia	01/10/24	66-76	L	25	60	.417	9	27	.333	17	22	.773	9	31	40	35.7	21	13	13	5	7	76	76.8
at Florida	01/13/24	68-90	L	33	67	.493	9	25	.360	15	20	.750	15	33	48	36.5	15	12	12	7	8	90	77.6
TEXAS A&M	01/16/24	78-77	W	24	74	.324	6	29	.207	23	33	.697	19	28	47	37.1	26	5	2	3	5	77	77.6
SOUTH CAROLINA	01/20/24	64-77	L	28	54	.519	9	18	.500	12	17	.706	8	31	39	37.2	16	20	10	1	1	77	77.6
at Ole Miss	01/24/24	51-77	L	31	66	.470	7	19	.368	8	10	.800	16	27	43	37.5	17	17	9	6	8	77	77.5
KENTUCKY	01/27/24	57-63	L	23	63	.365	9	20	.450	8	12	.667	8	31	39	37.6	19	13	9	6	8	63	76.8
at Missouri	01/31/24	91-84	W	27	59	.458	10	20	.500	20	22	.909	11	15	26	37.0	23	13	18	4	9	84	77.1
at LSU	02/03/24	74-95	L	29	53	.547	12	23	.522	25	28	.893	5	26	31	36.8	25	17	11	6	5	95	78.0
GEORGIA	02/10/24	78-75	W	26	54	.481	4	18	.222	19	23	.826	8	19	27	36.3	17	10	14	2	5	75	77.8
TENNESSEE	02/14/24	63-92	L	33	58	.569	5	17	.294	21	24	.875	8	28	36	36.3	17	14	12	4	9	92	78.4
at Mississippi St.	02/17/24	67-71	L	24	50	.480	4	15	.267	19	32	.594	17	25	42	36.6	20	10	14	3	3	71	78.1
at Texas A&M	02/20/24	78-71	W	20	60	.333	6	20	.300	25	39	.641	20	27	47	37.0	26	13	12	4	5	71	77.8
MISSOURI	02/24/24	88-73	W	20	51	.392	5	19	.263	28	30	.933	6	21	27	36.6	28	6	8	4	3	73	77.7
VANDERBILT	02/27/24	82-85	L	29	57	.509	4	16	.250	23	32	.719	9	26	35	36.5	23	7	10	3	6	85	77.9
at Kentucky	03/02/24	102-111	L	34	60	.567	9	20	.450	34	42	.810	8	26	34	36.4	18	19	15	3	7	111	79.1
LSU	03/06/24	94-83	W	30	67	.448	5	18	.278	18	26	.692	12	18	30	36.2	21	9	10	0	9	83	79.2
at Alabama	03/09/24	88-92	Lot	33	75	.440	9	30	.300	17	25	.680	14	30	44	36.5	19	19	11	8	9	92	79.6
vs Vanderbilt	03/13/24	90-85	Wot	33	63	.524	6	15	.400	13	21	.619	8	27	35	36.4	19	11	13	2	9	85	79.8
vs South Carolina	03/14/24	66-80	L	32	61	.525	3	15	.200	13	21	.619	12	21	33	36.3	15	18	8	0	7	80	79.8
Opponents		2633		909	2039	.446	236	696	.339	579	796	.727	365	834	1199	36.3	685	427	365	96	213	2633	79.8
Arkansas		2566		859	1898	.453	199	625	.318	649	859	.756	281	858	1139	34.5	655	387	395	201	198	2566	77.8

Games played: 33
 Points/game: 79.8
 FG Pct: 44.6
 3FG Pct: 33.9
 FT Pct: 72.7

Rebounds/game: 36.3
 Assists/game: 12.9
 Turnovers/game: 11.1
 Assist/turnover ratio: 1.2
 Steals/game: 6.5
 Blocks/game: 2.9



2023-24 ARKANSAS RAZORBACKS GAME HIGHS AND LEADERS

Opponent	DATE	SCORE	RESULT	POINTS	REBOUNDS	ASSISTS	STEALS	BLOCKED SHOTS
ALCORN	11/06/23	93-59	W	21-Khalif Battle	8-Jalen Graham	5-Davonte Davis	2-Baye Fall Joseph Pinion	2-Baye Fall
GARDNER-WEBB	11/10/23	86-68	W	21-Khalif Battle	7-Trevon Brazile	3-EI Ellis	1-EI Ellis Davonte Davis Baye Fall Chandler Lawson	5-Trevon Brazile
OLD DOMINION	11/13/23	86-77	W	17-EI Ellis	10-Makhi Mitchell	8-EI Ellis	1-EI Ellis Davonte Davis Trevon Brazile	4-Trevon Brazile
UNC GREENSBORO	11/17/23	72-78	L	21-Tramon Mark	9-Trevon Brazile	3-Davonte Davis	3-Tramon Mark	2-Trevon Brazile Jeremiah Davenport
vs Stanford	11/22/23	77-74	WOT	25-Tramon Mark	17-Trevon Brazile	3-Davonte Davis	3-Layden Blocker	5-Chandler Lawson
vs Memphis	11/23/23	79-84	L	21-Khalif Battle	10-Trevon Brazile	3-EI Ellis	2-Trevon Brazile	2-Makhi Mitchell
vs North Carolina	11/24/23	72-87	L	34-Tramon Mark	5-Tramon Mark	2-Chandler Lawson	3-Layden Blocker	2-Trevon Brazile
DUKE	11/29/23	80-75	W	21-Khalif Battle	11-Trevon Brazile	6-EI Ellis	2-Layden Blocker	6-Chandler Lawson
FURMAN	12/04/23	97-83	W	25-Khalif Battle	10-Davonte Davis	8-Davonte Davis	2-Tramon Mark	3-Layden Blocker Chandler Lawson
vs Oklahoma	12/09/23	70-79	L	13-Khalif Battle	6-Makhi Mitchell	2-Makhi Mitchell Jalen Graham Tramon Mark	2-Makhi Mitchell Trevon Brazile	3-Makhi Mitchell
vs Lipscomb	12/16/23	69-66	W	17-Tramon Mark	6-Trevon Brazile	4-Layden Blocker	2-Jeremiah Davenport Layden Blocker	2-Jalen Graham
ABILENE CHRISTIAN	12/21/23	83-73	W	25-Tramon Mark	11-Tramon Mark	2-Tramon Mark Davonte Davis Keyon Menifield Jr.	1-Trevon Brazile Khalif Battle	2-Jalen Graham Chandler Lawson
UNCW	12/30/23	106-90	W	32-Keyon Menifield Jr.	8-Trevon Brazile	6-Davonte Davis	3-Davonte Davis	2-Makhi Mitchell
AUBURN	01/06/24	51-83	L	14-Keyon Menifield Jr.	7-Trevon Brazile	4-Keyon Menifield Jr.	2-Jalen Graham	3-Trevon Brazile
at Georgia	01/10/24	66-76	L	24-Tramon Mark	7-Tramon Mark	3-Khalif Battle Makhi Mitchell Tramon Mark	3-Tramon Mark	3-Makhi Mitchell Tramon Mark
at Florida	01/13/24	68-90	L	14-Layden Blocker	7-Trevon Brazile	3-Jeremiah Davenport Tramon Mark Layden Blocker	2-Trevon Brazile Tramon Mark Layden Blocker	3-Makhi Mitchell
TEXAS A&M	01/16/24	78-77	W	35-Tramon Mark	6-EI Ellis Davonte Davis	4-Chandler Lawson	1-Keyon Menifield Jr.	3-Tramon Mark
SOUTH CAROLINA	01/20/24	64-77	L	18-Tramon Mark	7-Chandler Lawson	2-EI Ellis	1-Tramon Mark Layden Blocker Trevon Brazile Davonte Davis	1-Trevon Brazile Chandler Lawson Jalen Graham
at Ole Miss	01/24/24	51-77	L	11-Khalif Battle	4-Khalif Battle Trevon Brazile	3-Layden Blocker	1-Chandler Lawson Keyon Menifield Jr. Trevon Brazile	3-Joseph Pinion
KENTUCKY	01/27/24	57-63	L	12-Makhi Mitchell	13-Makhi Mitchell	3-Tramon Mark	2-Tramon Mark	4-Makhi Mitchell
at Missouri	01/31/24	91-84	W	22-Tramon Mark	14-Makhi Mitchell	4-Jalen Graham	4-Jalen Graham	3-Jalen Graham
at LSU	02/03/24	74-95	L	20-Tramon Mark	6-Tramon Mark	4-Makhi Mitchell	2-Layden Blocker Jalen Graham Tramon Mark	2-Jalen Graham
GEORGIA	02/10/24	78-75	W	15-EI Ellis Keyon Menifield Jr.	5-Makhi Mitchell EI Ellis Tramon Mark	3-EI Ellis Davonte Davis	3-Tramon Mark EI Ellis	3-Makhi Mitchell
TENNESSEE	02/14/24	63-92	L	12-Tramon Mark	7-Jalen Graham	4-Davonte Davis	3-Tramon Mark	1-Keyon Menifield Jr. Jalen Graham Tramon Mark
at Mississippi St.	02/17/24	67-71	L	21-Makhi Mitchell	9-Makhi Mitchell	4-EI Ellis	2-Makhi Mitchell	2-Makhi Mitchell Tramon Mark
at Texas A&M	02/20/24	78-71	W	26-Tramon Mark	13-Makhi Mitchell	5-Tramon Mark	2-Layden Blocker Jeremiah Davenport Khalif Battle	4-Makhi Mitchell
MISSOURI	02/24/24	88-73	W	42-Khalif Battle	9-Davonte Davis	6-Davonte Davis	1-EI Ellis Davonte Davis Makhi Mitchell Khalif Battle	1-Tramon Mark Davonte Davis
VANDERBILT	02/27/24	82-85	L	36-Khalif Battle	6-Khalif Battle Trevon Brazile Tramon Mark	3-EI Ellis Khalif Battle	3-Khalif Battle	1-Trevon Brazile
at Kentucky	03/02/24	102-111	L	34-Khalif Battle	8-Khalif Battle	3-Tramon Mark	4-Tramon Mark	1-Trevon Brazile
LSU	03/06/24	94-83	W	29-Khalif Battle	8-Tramon Mark Makhi Mitchell	5-Tramon Mark	3-EI Ellis	3-Khalif Battle Makhi Mitchell
at Alabama	03/09/24	88-92	LOT	22-Khalif Battle	7-Khalif Battle	3-EI Ellis	1-Tramon Mark Davonte Davis Khalif Battle Chandler Lawson Trevon Brazile EI Ellis	4-Makhi Mitchell
vs Vanderbilt	03/13/24	90-85	WOT	24-Khalif Battle	12-Trevon Brazile	3-Makhi Mitchell Davonte Davis Khalif Battle	2-Khalif Battle Trevon Brazile Makhi Mitchell	4-Trevon Brazile
vs South Carolina	03/14/24	66-80	L	20-Khalif Battle	7-Khalif Battle	4-Jalen Graham	2-EI Ellis	2-Jalen Graham

LED TEAM IN POINTS (including ties)	
Brazile	14
Mark	12
Menifield	3
Ellis	2
Mitchell	2
Blocker	1

LED TEAM IN REBS (including ties)	
Brazile	12
Mitchell	8
Mark	5
Battle	5
Davis	3
Graham	2
Ellis	2
Lawson	1

LED TEAM IN ASSISTS (including ties)	
Davis	10
Ellis	9
Mark	7
Mitchell	3
Graham	3
Battle	3
Menifield	2
Lawson	2
Blocker	2
Davenport	1

LED TEAM IN STEALS (including ties)	
Mark	10
Brazile	9
Blocker	7
Ellis	7
Davis	6
Battle	6
Mitchell	4
Lawson	3
Fall	2
Menifield	2
Graham	2
Davenport	2
Pinion	1

LED TEAM IN BLKS (including ties)	
Mitchell	11
Brazile	9
Graham	6
Lawson	5
Mark	5
Battle	1
Davenport	1
Fall	1
Blocker	1
Pinion	1
Menifield	1
Davis	1



ARKANSAS RAZORBACKS

2023-24 GAME-BY-GAME POINTS-ASSISTS-REBOUNDS

Opponent	Date	Score	WL	0	1	2	3	4	5	6	7	8	10	11	12	15	21	24	45
ALCORN	11/06/23	93-59	W	21-3-2	--	13-6-0	8-0-4	5-5-5	7-1-0	0-0-1	5-7-2	2-2-0	4-4-0	8-8-0	16-1-3	0-0-0	0-0-0	3-3-3	1-1-0
GW	11/10/23	86-68	W	21-4-1	--	10-7-0	13-6-3	4-5-2	5-0-0	DNP	0-0-1	5-3-0	0-4-0	4-3-0	14-3-2	5-5-2	0-0-0	5-3-0	0-0-0
ODU	11/13/23	86-77	W	13-2-1	--	11-4-2	17-3-8	16-5-2	DNP	0-0-0	DNP	2-2-0	DNP	2-0-0	7-6-1	15-10-1	DNP	3-1-0	DNP
UNCG	11/17/23	72-78	L	11-6-2	--	9-9-0	19-4-0	10-6-3	0-0-0	0-0-0	DNP	0-1-0	DNP	DNP-Inj	21-2-1	2-0-1	DNP	0-0-0	DNP
vs STAN	11/22/23	77-74	WOT	9-1-0	--	14-17-2	0-0-0	10-6-3	0-1-0	4-2-0	DNP	9-13-0	DNP	DNP-Inj	25-1-1	6-3-0	DNP	0-0-0	DNP
vs MEM	11/23/23	79-84	L	21-2-0	--	13-10-1	0-1-3	15-3-1	0-0-0	9-3-1	DNP	5-3-0	DNP	DNP-Inj	12-1-0	4-2-1	DNP	DNP-Inj	DNP
vs UNC	11/24/23	72-87	L	9-4-1	--	0-2-1	0-2-0	0-1-0	0-0-0	11-2-1	0-0-0	4-3-2	0-1-0	DNP-Inj	34-5-0	5-1-0	DNP	9-1-1	DNP
DUKE	11/29/23	80-75	W	21-5-5	--	19-11-0	9-3-6	3-3-2	DNP	9-3-1	DNP	7-8-1	0-1-0	0-0-0	DNP-Inj	DNP-Inj	6-3-1	DNP	6-0-1
FURMAN	12/04/23	97-83	W	25-1-1	--	13-4-0	3-3-2	7-10-8	DNP	9-5-5	DNP	19-3-1	DNP	2-3-0	7-3-2	8-2-1	DNP	4-0-1	DNP
vs OU	12/09/23	70-79	L	13-2-1	--	0-1-1	5-0-0	4-4-0	4-1-0	7-2-0	DNP	0-0-0	DNP	8-5-2	8-2-2	9-6-2	DNP	12-1-0	DNP
vs LIP	12/16/23	69-66	W	2-2-0	2-3-2	6-6-1	0-0-0	4-3-3	0-0-0	2-4-4	0-0-0	4-1-0	DNP	11-1-1	17-3-3	12-5-0	DNP	9-4-3	DNP
ACU	12/21/23	83-73	W	18-4-0	11-6-2	8-4-0	0-0-0	4-3-2	DNP	0-0-1	DNP	9-10-1	DNP	7-3-0	25-11-2	1-3-1	DNP	0-1-0	DNP
UNCW	12/30/23	106-90	W	2-1-1	32-4-5	12-8-1	4-2-0	14-6-6	0-0-0	3-2-1	0-0-0	3-5-1	DNP	16-6-0	18-2-1	0-1-0	0-0-0	2-1-0	DNP
AUB	01/06/24	51-83	L	4-2-0	14-3-4	11-7-0	0-1-0	2-1-1	0-2-0	0-0-0	0-0-0	3-0-0	1-0-0	4-6-0	10-5-2	2-3-1	DNP	DNP	DNP
at UGA	01/10/24	66-76	L	3-1-3	0-0-1	9-6-0	0-0-0	7-6-0	DNP	0-0-0	DNP	0-0-0	DNP	9-1-0	24-7-3	7-6-3	DNP	7-4-1	DNP
at UF	01/13/24	68-90	L	0-1-0	0-0-0	7-7-1	0-0-0	0-0-0	12-2-1	14-4-1	0-0-0	0-0-0	0-0-0	10-5-0	12-4-2	0-4-0	0-0-0	13-0-3	DNP
TA&M	01/16/24	78-77	W	DNP	3-1-2	8-5-0	15-6-2	7-6-1	DNP	0-0-0	DNP	2-5-4	DNP	0-0-0	35-5-0	0-0-1	DNP-Inj	8-1-0	DNP
USC	01/20/24	64-77	L	3-0-0	2-0-0	3-6-0	9-2-2	8-3-1	2-1-0	0-1-1	0-0-0	4-7-1	DNP	3-0-1	18-2-1	4-1-1	DNP-Inj	8-1-1	DNP
at OM	01/24/24	51-77	L	11-4-2	7-1-1	3-4-0	2-3-1	0-0-0	10-1-2	0-2-3	2-1-0	2-0-0	1-1-0	6-2-2	DNP-III	4-1-0	DNP-Inj	3-3-2	DNP
UK	01/27/24	57-63	L	11-5-2	DNP	DNP-Inj	7-3-1	--	0-0-0	2-0-0	DNP	5-7-2	DNP	8-2-0	11-8-3	12-13-1	DNP	1-0-0	DNP
at MIZ	01/31/24	91-84	W	6-3-2	16-2-3	DNP-Inj	DNP	--	DNP	9-3-2	0-0-0	6-3-0	DNP	13-1-4	22-4-1	19-14-2	0-0-0	0-3-0	0-0-0
at LSU	02/03/24	74-95	L	0-1-0	4-1-1	DNP-Inj	DNP	--	2-2-0	9-3-3	0-1-0	6-2-0	DNP	18-4-1	20-6-0	10-3-4	0-0-0	5-3-1	0-0-0
UGA	02/10/24	78-75	W	0-0-0	15-4-1	DNP-Inj	15-5-3	4-4-3	DNP	2-1-0	DNP	4-0-0	DNP	11-3-0	13-5-2	14-5-1	DNP	0-0-0	DNP
UT	02/14/24	63-92	L	8-1-1	5-4-0	DNP-Inj	6-2-1	8-3-4	3-0-0	1-0-0	DNP	2-2-0	1-1-0	8-7-2	12-2-1	1-1-0	DNP	8-0-0	DNP
at MSU	02/17/24	67-71	L	18-2-2	0-0-0	DNP-Inj	8-1-4	8-0-0	0-0-0	0-0-0	DNP	2-6-2	0-0-0	DNP-Inj	6-3-0	21-9-1	DNP	4-5-1	DNP
at TA&M	02/20/24	78-71	W	15-4-2	DNP-Inj	DNP-Inj	1-1-1	0-0-0	DNP	5-3-2	DNP	0-5-2	DNP	DNP-Inj	26-6-5	22-13-0	DNP	9-3-0	DNP
MIZ	02/24/24	88-73	W	42-6-1	DNP-Inj	0-0-0	5-0-1	8-9-6	DNP	4-1-0	DNP	1-1-1	DNP	DNP-Inj	10-7-3	13-6-3	DNP	5-3-1	DNP
VANDY	02/27/24	82-85	L	36-6-3	DNP	7-6-0	19-3-3	0-2-1	0-0-0	0-1-0	DNP	2-0-0	DNP	DNP	15-6-2	0-5-1	DNP	3-1-2	DNP
at UK	03/02/24	102-111	L	34-8-1	DNP	8-2-0	4-0-2	4-2-2	DNP	DNP	DNP	2-2-2	DNP	DNP	23-4-3	13-2-2	DNP	14-5-1	DNP
LSU	03/06/24	94-83	W	29-4-2	DNP	6-1-1	16-6-4	3-1-0	0-0-0	DNP	DNP	7-1-1	DNP	DNP	9-8-5	19-8-1	DNP	5-5-4	DNP
at BAMA	03/09/24	88-92	LOT	22-7-1	DNP	12-6-0	11-4-3	2-3-2	DNP	DNP	DNP	2-6-0	DNP	DNP	13-3-1	18-5-1	DNP	8-2-1	DNP

ARKANSAS RAZORBACKS

2023-24 STARTING LINEUPS

Date	Opponent	1st SUB(S)	Outcome
Nov. 6	Alcorn	Ellis Davis Mark Brazile Lawson Mitchell	W, 93-59
Nov 10	GWU	Ellis Davis Mark Brazile Lawson Battle/Mitchell	W, 86-68
Nov 13	ODU	Ellis Davis Mark Brazile Lawson Mitchell/Battle	W, 86-77
Nov 17	UNCG	Ellis Davis Mark Brazile Davenport Battle	L, 72-78
Nov 22	Stanford	Davis Mark Davenport Brazile Mitchell Lawson	20T W, 77-74
Nov 23	Memphis	Blocher Davis Mark Brazile Mitchell Battle/Ellis	L, 79-84
Nov 24	UNC	Blocher Davis Mark Brazile Mitchell Ellis/Battle	L, 72-87
Nov 29	DUKE	Ellis Davis Davenport Brazile Lawson Battle	W, 80-75
Dec. 4	FUR	Ellis Davis Davenport Brazile Lawson Battle	W, 97-83
Dec. 9	vs Okla	Ellis Davis Mark Brazile Lawson Battle	L, 70-79
Dec. 16	vs Lip	Davis Pinion Davenport Brazile Lawson Mitchell/Mark	W, 69-66
Dec. 21	ACU	Ellis Davis Davenport Brazile Lawson Mark	W, 83-73
Dec. 30	UNCW	Menifield Davis Mark Brazile Lawson Battle/Graham/Pinion/Harris/Ellis	W, 106-90
Jan 6	AUB	Menifield Mark Brazile Graham Lawson Davis	L, 51-83
Jan 10	@ UGA	Menifield Mark Brazile Mitchell Graham	L, 66-76
Jan 13	@ FLA	Mark Davis Davenport Brazile Mitchell Graham	L, 68-90
Jan 16	TX A&M	Ellis Davis Mark Brazile Lawson Menifield	W, 78-77
Jan. 20	S CAR	Ellis Davis Mark Brazile Lawson Davenport/Graham	L, 64-77
Jan. 24	@ OM	Menifield Davis Battle Harris Lawson Mitchell	L, 51-77
Jan. 27	UK	Ellis Battle Mark Graham Lawson Mitchell	L, 57-63
Jan. 31	@ MIZ	Blocher Battle Mark Graham Lawson Mitchell	W, 91-84
Feb. 3	@ LSU	Blocher Battle Mark Graham Lawson Mitchell	L, 74-95
Feb. 10	UGA	Blocher Ellis Mark Davenport Lawson Davis	W, 78-75
Feb. 14	TENN	Ellis Davis Mark Graham Lawson Menifield	L, 63-92
Feb. 17	@ MSU	Ellis Battle Mark Davis Lawson Menifield	L, 67-71
Feb. 20	@ TX A&M	Ellis Battle Mark Davis Lawson Davenport	W, 78-71
Feb. 24	MIZ	Ellis Battle Mark Davis Lawson Mitchell	W, 88-73
Feb. 27	VANDY	Ellis Battle Mark Davis Lawson Mitchell/Davenport	L, 82-85
Mar. 2	@ UK	Ellis Battle Mark Brazile Lawson Mitchell	L, 102-111
Mar. 6	LSU	Ellis Battle Mark Brazile Lawson Davis	W, 94-83
Mar. 9	@ Bama	Ellis Battle Mark Brazile Lawson Davenport	OT L, 88-92
Mar. 13	vs VANDY	Ellis Battle Mark Brazile Lawson Davis/Mitchell	OT W, 90-85
Mar. 14	@ S CAR	Ellis Battle Mark Brazile Lawson Mitchell	L, 66-80

RECORD BY LINEUP (17 Combinations among 13 Players):

Ellis	Davis	Mark	Brazile	Lawson	4-2
Ellis	Davis	Mark	Davenport	Brazile	0-1
Davis	Mark	Davenport	Brazile	Mitchell	1-0
Blocher	Davis	Mark	Brazile	Mitchell	0-2
Ellis	Davis	Davenport	Brazile	Lawson	3-0
Davis	Pinion	Davenport	Brazile	Lawson	1-0
Menifield	Davis	Mark	Brazile	Lawson	1-0
Menifield	Mark	Brazile	Graham	Lawson	0-1
Menifield	Davis	Mark	Brazile	Mitchell	0-1
Mark	Davis	Davenport	Brazile	Mitchell	0-1
Menifield	Davis	Battle	Harris	Lawson	0-1
Ellis	Battle	Mark	Graham	Lawson	0-1
Blocher	Battle	Mark	Graham	Lawson	1-1
Blocher	Ellis	Mark	Davenport	Lawson	1-0
Ellis	Davis	Mark	Graham	Lawson	0-1
Ellis	Battle	Mark	Davis	Lawson	2-2
Ellis	Battle	Mark	Brazile	Lawson	2-3

RECORD BY STARTER

Mark	28	12-16
Lawson	27	15-12
Davis	23	12-11
Brazile	23	12-11
Ellis	22	12-1
Battle	13	5-8
Davenport	8	6-2
Mitchell	5	1-4
Graham	5	1-3
Blocher	5	2-3
Menifield	4	1-3
Pinion	1	1-0
Harris	1	0-1
RECORD BY 1ST SUB (including ties)		
Mitchell	13	8-5
Battle	9	6-3
Graham	4	1-3
Davenport	4	1-3
Davis	4	3-1
Menifield	3	1-2
Ellis	3	1-2
Mark	2	2-0
Lawson	1	1-0
Pinion	1	1-0
Harris	1	1-0



ARKANSAS RAZORBACKS

BOX SCORES

2023-24 YEAR IN REVIEW

GAME 1

59 Alcorn State **22 37 59 93**
#14/14 ARKANSAS **46 47 93**

Nov. 6, 2023 • Fayetteville, Ark. • Bud Walton Arena

Alcorn 59 • 0-1

#	Player	Total			3-Ptr			Rebounds			PF	TP	A	TO	Blk	Stl	Min
		FG-FGA	FG-FGA	FT-FTA	FG-FGA	FG-FGA	FT-FTA	Off	Def	Tot							
00	Stephen Byard	1-4	0-0	0-1	0	1	1	2	1	0	0	1	1	0	0	16	
11	Rodrique Massenat	2-5	0-0	0-2	1	0	1	4	1	1	1	3	1	0	0	19	
07	Alex Tsynkevich	3-3	0-0	1-2	1	0	1	4	7	0	1	0	0	0	0	18	
02	Byron Joshua	3-11	1-3	5-6	0	1	1	4	12	2	4	0	0	0	0	23	
10	Jeremiah Gambrell	6-8	2-3	3-5	0	2	2	0	17	0	1	0	1	0	1	28	
01	Mike Pajeaud	1-3	0-0	3-4	3	4	7	3	5	0	2	0	1	0	1	18	
03	Jalen Hawkins	3-8	0-2	1-1	0	2	2	1	7	2	3	0	0	0	0	23	
04	Roderick Jones	1-4	0-1	0-1	0	3	3	4	2	0	0	0	0	0	0	13	
05	Willie Anderson	0-2	0-0	0-0	0	1	1	4	0	0	2	0	0	0	0	10	
09	Jalyke Gaines-Wyatt	0-3	0-0	3-4	0	0	0	2	3	0	1	0	0	0	0	10	
14	Cameron Butler	0-0	0-0	0-0	0	2	2	0	0	0	0	0	0	0	0	6	
20	Trevon Stoutermire	0-0	0-0	0-0	1	2	3	3	0	1	1	2	1	0	0	16	
Team					1	1	2										
Totals		20-51	3-9	16-26	7	19	26	27	59	7	16	3	7	0	0	200	

FG % 1st Half: 10-27 37.0% 2nd half: 10-24 41.7% Game: 20-51 39.2% Deadball Rebounds 4
 3FG % 1st Half: 1-4 25.0% 2nd half: 2-5 40.0% Game: 3-9 33.3%
 FT % 1st Half: 1-3 33.3% 2nd half: 15-23 65.2% Game: 16-26 61.5%

Arkansas 93 • 1-0

#	Player	Total			3-Ptr			Rebounds			PF	TP	A	TO	Blk	Stl	Min
		FG-FGA	FG-FGA	FT-FTA	FG-FGA	FG-FGA	FT-FTA	Off	Def	Tot							
02	Trevon Brazile	4-5	1-2	4-4	1	5	6	0	13	0	1	0	1	0	1	22	
08	Chandler Lawson	0-0	0-0	2-2	1	1	2	0	2	0	1	0	1	0	1	7	
03	Ei Ellis	3-6	1-4	1-2	0	0	0	2	8	4	3	0	1	0	1	24	
04	Davonte Davis	2-5	1-3	0-0	2	3	5	3	5	0	0	0	1	0	1	24	
12	Tramon Mark	6-8	4-6	0-0	0	1	1	0	16	3	1	0	1	0	1	21	
00	Khalif Battle	5-9	3-6	8-9	1	2	3	21	2	3	0	0	0	0	0	19	
05	Joseph Pinion	1-3	1-2	4-4	0	1	1	0	7	0	0	1	2	1	2	12	
06	Layden Blocker	0-1	0-1	0-0	0	0	0	5	0	1	1	0	1	0	1	10	
07	Denjari Harris	1-2	0-0	3-6	3	4	7	1	5	2	2	0	0	0	0	12	
10	Baye Fall	1-2	0-0	2-6	1	3	4	5	4	0	2	0	2	0	2	9	
11	Jalen Graham	4-6	0-0	0-2	2	6	8	0	8	0	0	0	0	0	0	14	
15	Makhi Mitchell	0-0	0-0	0-0	0	0	0	1	0	0	0	0	0	0	0	4	
21	Cade Arbogast	0-1	0-0	0-0	0	0	0	1	0	0	0	0	0	0	0	2	
24	Jeremiah Davenport	1-6	1-6	0-0	2	1	3	1	3	3	0	1	0	0	0	19	
45	Lawson Blake	0-0	0-0	1-2	0	1	1	0	1	0	0	0	0	0	0	1	
Team					1	2	3										
Totals		28-54	12-30	25-37	14	30	44	22	93	20	15	4	10	0	0	200	

FG % 1st Half: 16-27 59.3% 2nd half: 12-27 44.4% Game: 28-54 51.9% Deadball Rebounds 5
 3FG % 1st Half: 6-15 40.0% 2nd half: 6-15 40.0% Game: 12-30 40.0%
 FT % 1st Half: 8-15 53.3% 2nd half: 17-22 77.3% Game: 25-37 67.6%

Officials: Robert Felder, Wil Howard, Olandis Poole
 Technical fouls: Alcorn-None, Arkansas-TEAM.
 Attendance: 19200

Score by periods	1st	2nd	Total
Alcorn	22	37	59
Arkansas	46	47	93

Last FG - ALcorn 2nd-00:20, ARK 2nd-01:55.
 Largest lead - ALcorn None, ARK by 37 2nd-00:50.
 ALcorn led for 00:00. ARK led for 39:41. Game was tied for 00:19.

Score tied - 0 times.
 Lead changed - 0 times.

GAME 2

68 Gardner-Webb **36 32 68 86**
#14/14 ARKANSAS **48 38 86**

Nov. 10, 2023 • Fayetteville, Ark. • Bud Walton Arena

Gardner-Webb 68 • 1-1

#	Player	Total			3-Ptr			Rebounds			PF	TP	A	TO	Blk	Stl	Min
		FG-FGA	FG-FGA	FT-FTA	FG-FGA	FG-FGA	FT-FTA	Off	Def	Tot							
15	Cheickna Sissoko	4-7	0-0	2-2	2	4	6	1	10	1	0	0	1	0	0	16	
00	Caleb Robinson	6-16	0-2	6-8	2	5	7	2	18	0	1	0	1	0	1	24	
01	Julien Soumaoro	5-13	3-8	2-7	1	1	2	15	3	0	0	0	2	0	2	24	
04	DQ Nicholas	1-9	0-2	1-3	0	5	5	2	3	1	0	1	0	1	1	26	
13	Lucas Stieber	1-4	1-2	0-0	0	4	4	1	3	1	0	1	0	1	0	24	
02	Brendan Mykalcio	3-8	0-1	0-0	1	2	3	2	6	0	1	0	0	0	0	14	
03	Quest Aldridge	1-4	1-4	0-0	0	2	2	3	1	2	0	1	0	0	1	18	
05	Ademide Badmsu	0-1	0-0	0-0	0	1	0	1	4	0	1	0	1	0	1	10	
08	Darryl Simmons II	1-6	0-3	1-1	0	2	2	0	3	1	1	0	1	0	1	14	
14	Shahar Lizaras	2-2	1-1	0-0	0	0	0	2	5	3	2	0	0	0	0	16	
24	Isaiah Richards	1-2	0-0	0-0	0	2	2	2	2	0	0	0	0	0	0	14	
Team					4	2	6										
Totals		25-72	6-23	12-21	11	29	40	19	68	14	10	0	9	0	0	200	

FG % 1st Half: 13-35 37.1% 2nd half: 12-37 32.4% Game: 25-72 34.7% Deadball Rebounds 3
 3FG % 1st Half: 4-13 30.8% 2nd half: 2-10 20.0% Game: 6-23 26.1%
 FT % 1st Half: 6-11 54.5% 2nd half: 6-10 60.0% Game: 12-21 57.1%

Arkansas 86 • 2-0

#	Player	Total			3-Ptr			Rebounds			PF	TP	A	TO	Blk	Stl	Min
		FG-FGA	FG-FGA	FT-FTA	FG-FGA	FG-FGA	FT-FTA	Off	Def	Tot							
02	Trevon Brazile	4-4	1-1	1-2	1	6	7	4	10	0	3	5	0	0	0	23	
08	Chandler Lawson	2-2	1-1	0-0	1	2	3	4	5	0	0	0	1	0	1	10	
03	Ei Ellis	5-11	1-3	2-2	0	6	6	2	13	3	1	0	1	0	1	33	
04	Davonte Davis	2-8	0-4	0-0	5	5	2	4	2	0	0	1	0	1	22		
12	Tramon Mark	6-12	0-2	2-4	0	3	3	2	14	2	1	1	0	0	27		
00	Khalif Battle	5-9	3-4	8-10	0	4	4	21	1	0	0	0	0	0	0	25	
05	Joseph Pinion	2-3	0-0	1-2	0	0	0	5	0	0	1	0	1	0	0	8	
07	Denjari Harris	0-0	0-0	0-2	0	0	0	0	0	0	1	1	0	0	0	2	
10	Baye Fall	0-0	0-0	0-2	1	3	4	3	0	0	2	2	1	0	1	10	
11	Jalen Graham	2-3	0-0	0-1	2	3	1	4	0	0	1	0	0	1	0	8	
15	Makhi Mitchell	1-2	0-0	3-4	1	4	5	2	1	4	0	0	0	0	0	17	
21	Cade Arbogast	0-1	0-0	0-0	0	0	0	0	0	0	0	0	0	0	0	2	
24	Jeremiah Davenport	1-5	1-3	2-2	1	2	3	0	5	0	1	1	0	0	0	12	
45	Lawson Blake	0-0	0-0	0-0	0	0	0	0	0	0	0	0	0	0	0	1	
Team					1	2	3										
Totals		30-60	7-18	19-31	7	39	46	20	86	11	10	15	4	0	0	200	

FG % 1st Half: 16-31 51.6% 2nd half: 14-29 48.3% Game: 30-60 50.0% Deadball Rebounds 6.3
 3FG % 1st Half: 4-9 44.4% 2nd half: 3-9 33.3% Game: 7-18 38.9%
 FT % 1st Half: 12-18 66.7% 2nd half: 7-13 53.8% Game: 19-31 61.3%

Officials: Matt Jarman, Chris Ford, Todd Austin
 Technical fouls: Gardner-Webb-None, Arkansas-Makhi Mitchell.
 Attendance: 19200

Score by periods	1st	2nd	Total
Gardner-Webb	36	32	68
Arkansas	48	38	86

Last FG - GW 2nd-01:30, ARK 2nd-04:30.
 Largest lead - GW by 8 1st-16:25, ARK by 26 2nd-04:30.
 GW led for 09:55. ARK led for 27:24. Game was tied for 02:41.

Score tied - 6 times.
 Lead changed - 7 times.

GAME 3

77 Old Dominion **31 46 77 86**
#14/14 ARKANSAS **37 49 86**

Nov. 13, 2023 • Fayetteville, Ark. • Bud Walton Arena

Old Dominion 77 • 1-2

#	Player	Total			3-Ptr			Rebounds			PF	TP	A	TO	Blk	Stl	Min
		FG-FGA	FG-FGA	FT-FTA	FG-FGA	FG-FGA	FT-FTA	Off	Def	Tot							
11	Dani Pounds	2-5	0-0	0-0	3	3	6	5	4	0	1	0	0	0	0	21	
00	Vasean Allette	2-11	0-3	0-0	0	4	4	2	4	5	2	0	2	0	2	23	
01	Jason Wade	0-2	0-1	0-0	2	0	2	3	0	0	0	0	1	0	0	18	
02	Chance Jenkins	8-19	3-6	2-2	1	6	7	2	21	3	3	0	0	0	0	36	
10	Tyrone Williams	3-8	1-2	1-2	2	3	5	0	8	1	1	0	0	0	0	21	
03	Imo Essien	0-2	0-1	0-0	0	0	0	1	0	0	0	0	0	0	0	6	
13	Devin Ceasar	8-12	2-3	0-0	0	3	3	2	18	1	0	0	0	0	0	15	
15	R.J. Blakney	5-6	3-4	1-1	0	4	4	2	14	1	0	1	0	0	0	22	
21	Leeroy Odiah	1-1	0-0	0-0	3	1	4	2	2	0	1	0	0	0	0	19	
55	Bryce Baker	2-5	2-4	0-0	0	1	1	6	3	1	0	0	0	0	0	19	
Team					1	2	3										
Totals		31-71	11-24	4-5	12	27	39	22	77	14	10	1	3	0	0	200	

FG % 1st Half: 13-34 38.2% 2nd half: 18-3

2023-24 YEAR IN REVIEW

ARKANSAS RAZORBACKS

BOX SCORES

GAME 5 **74** **Stanford** 20 39 7 8 74 **77** **#20/RV ARKANSAS** 22 37 7 11 77 **77** **Nov. 22, 2023 • Paradise Island, Bahamas • Imperial Arena**

Stanford 74 • 3-2

#	Player	Total			3-Ptr			Rebounds			PF	TP	A	TO	Blk	Stl	Min
		FG-FGA	FG-FGA	FT-FTA	FG-FGA	FG-FGA	FT-FTA	Off	Def	Tot							
14	Spencer Jones	f	10-20	5-10	2-6	2	6	8	4	27	1	2	0	0	0	42	
42	Maxime Raynaud	f	3-8	0-2	2-2	5	5	10	1	8	2	5	0	0	0	39	
01	Jared Bynum	g	5-16	1-5	2-3	1	4	5	3	13	8	3	0	0	0	42	
02	Andrej Stojakovic	g	3-6	0-1	1-2	1	5	6	3	7	1	1	0	0	2	30	
13	Michael Jones	g	1-5	1-5	2-4	0	3	3	5	5	1	0	0	0	1	36	
10	Max Murrell	g	0-0	0-0	0-0	0	0	0	0	0	1	0	0	0	0	4	
15	Benny Gealer	g	1-4	1-4	0-0	0	2	2	1	3	1	2	0	0	0	11	
22	James Keefe	g	1-1	0-0	2-4	1	3	4	1	4	0	0	0	0	0	18	
23	Brandon Angel	g	2-5	1-3	2-3	0	4	4	5	7	1	6	0	0	1	28	
	Team					2	2	4									
	Totals		26-65	9-30	13-24	12	34	46	23	74	16	19	0	4	250		

FG % 1st Half: 8-23 34.8% 2nd half: 14-28 50.0% OT: 4-14 28.6% Game: 26-65 40.0% Deadball Rebounds 7
 3FG % 1st Half: 3-11 27.3% 2nd half: 5-11 45.5% OT: 1-8 12.5% Game: 9-30 30.0%
 FT % 1st Half: 1-3 33.3% 2nd half: 6-9 66.7% OT: 6-12 50.0% Game: 13-24 54.2%

Arkansas 77 • 4-1

#	Player	Total			3-Ptr			Rebounds			PF	TP	A	TO	Blk	Stl	Min
		FG-FGA	FG-FGA	FT-FTA	FG-FGA	FG-FGA	FT-FTA	Off	Def	Tot							
02	Trevon Brazile	f	3-12	2-5	6-6	8	9	17	2	14	2	2	0	2	45		
15	Makhi Mitchell	f	3-7	0-0	0-0	2	1	3	0	6	0	1	0	1	17		
04	Davonte Davis	g	3-14	1-4	3-6	0	6	6	4	10	3	5	0	1	47		
12	Tramon Mark	g	6-15	1-4	12-15	0	1	1	4	25	1	1	0	1	41		
24	Jeremiah Davenport	g	0-1	0-1	0-0	0	0	0	1	0	0	1	0	0	10		
00	Khalif Battle	g	2-11	1-4	4-4	0	1	1	5	9	0	1	0	1	31		
03	El Ellis	g	0-4	0-1	0-0	0	0	0	1	0	0	1	0	0	6		
05	Joseph Pinion	g	0-0	0-0	0-0	0	1	1	1	0	0	0	0	0	3		
06	Layden Blocker	g	2-5	0-0	0-2	2	0	2	1	4	0	0	0	3	16		
08	Chandler Lawson	g	4-7	0-0	1-2	5	8	13	4	9	0	0	5	0	36		
	Team					4	4	8									
	Totals		23-76	5-19	26-33	21	31	52	23	77	6	13	5	9	250		

FG % 1st Half: 8-30 26.7% 2nd half: 10-32 31.3% OT: 5-14 35.7% Game: 23-76 30.3% Deadball Rebounds 5
 3FG % 1st Half: 1-8 12.5% 2nd half: 3-8 37.5% OT: 1-3 33.3% Game: 5-19 26.3%
 FT % 1st Half: 5-6 83.3% 2nd half: 14-19 73.7% OT: 7-8 87.5% Game: 26-33 78.8%

Officials: Owen Shortt, Jeb Hartness, Tony Padilla
 Technical fouls: Stanford-Brandon Angel, Arkansas-Trevon Brazile.
 Attendance: 820

Score by periods	1st	2nd	OT	OT2	Total
Stanford	20	39	7	8	74
Arkansas	22	37	7	11	77

Points	In	Off	2nd	Fast	Bench
STAN	30	10	7	7	14
ARK	32	16	23	4	22

Last FG - STAN OT2-00:45, ARK OT2-00:19.
 Largest lead - STAN by 9 2nd-15:25, ARK by 4 OT-03:45.
 STAN led for 26:13. ARK led for 14:25. Game was tied for 09:22.

Score tied - 11 times.
 Lead changed - 10 times.

GAME 6 **79** **#20/RV ARKANSAS** 37 42 79 **84** **#RV/RV Memphis** 42 42 84 **84** **Nov. 23, 2023 • Paradise Island, Bahamas • Imperial Arena**

Arkansas 79 • 4-2

#	Player	Total			3-Ptr			Rebounds			PF	TP	A	TO	Blk	Stl	Min
		FG-FGA	FG-FGA	FT-FTA	FG-FGA	FG-FGA	FT-FTA	Off	Def	Tot							
02	Trevon Brazile	f	5-10	1-3	2-2	7	3	10	4	13	1	3	0	2	39		
15	Makhi Mitchell	f	2-2	0-0	0-1	0	2	2	4	4	1	2	2	0	17		
04	Davonte Davis	g	5-14	3-7	2-2	0	3	3	3	15	1	3	0	0	38		
06	Layden Blocker	g	3-5	0-0	3-4	3	0	3	4	9	1	0	0	0	27		
12	Tramon Mark	g	4-9	0-2	4-5	0	1	1	3	12	0	1	0	1	26		
00	Khalif Battle	g	5-8	3-4	8-11	0	2	2	5	21	0	4	0	1	30		
03	El Ellis	g	0-3	0-2	0-0	0	1	1	0	0	3	2	0	0	13		
05	Joseph Pinion	g	0-0	0-0	0-0	0	0	0	0	0	0	0	0	0	0+		
08	Chandler Lawson	g	2-4	0-0	1-2	1	2	3	2	5	0	0	0	0	10		
	Team					2	6	8									
	Totals		26-55	7-18	20-27	13	20	33	25	79	7	18	2	4	200		

FG % 1st Half: 11-26 42.3% 2nd half: 15-29 51.7% Game: 26-55 47.3% Deadball Rebounds 7
 3FG % 1st Half: 4-10 40.0% 2nd half: 3-8 37.5% Game: 7-18 38.9%
 FT % 1st Half: 11-14 78.6% 2nd half: 9-13 69.2% Game: 20-27 74.1%

Memphis 84 • 5-0

#	Player	Total			3-Ptr			Rebounds			PF	TP	A	TO	Blk	Stl	Min
		FG-FGA	FG-FGA	FT-FTA	FG-FGA	FG-FGA	FT-FTA	Off	Def	Tot							
03	Jordan Brown	f	2-2	0-0	1-2	0	0	0	2	5	0	3	0	0	0	12	
08	David Jones	f	10-14	4-8	12-14	1	3	4	1	36	2	0	2	0	5	33	
09	Caleb Mills	g	1-5	1-1	1-2	0	3	3	5	4	1	0	0	0	22		
10	Jaykwan Walton	g	4-8	1-4	2-3	2	1	3	1	11	2	3	1	1	27		
11	Jahvon Quinerly	g	0-6	0-5	6-6	0	1	1	2	6	4	0	0	0	17		
01	Jaylton Young	g	1-2	0-0	2-3	0	0	0	1	4	3	0	0	1	29		
02	Nick Jourdain	g	5-5	2-2	0-0	2	1	3	2	12	0	1	2	0	20		
04	Ashton Hardaway	g	1-1	0-0	0-0	0	1	1	3	2	1	1	1	1	10		
05	Carl Cherenfant	g	0-1	0-1	0-0	0	1	1	0	0	0	1	0	1	2		
23	Malcolm Dandridge	g	1-5	0-0	0-0	0	1	1	2	2	1	1	3	1	13		
25	Jayden Hardaway	g	1-4	0-3	0-0	0	0	0	1	2	0	1	0	0	15		
	Team					4	3	7									
	Totals		26-53	8-24	24-30	9	15	24	20	84	14	13	7	10	200		

FG % 1st Half: 15-32 46.9% 2nd half: 11-21 52.4% Game: 26-53 49.1% Deadball Rebounds 4,1
 3FG % 1st Half: 5-15 33.3% 2nd half: 3-9 33.3% Game: 8-24 33.3%
 FT % 1st Half: 7-9 77.8% 2nd half: 17-21 81.0% Game: 24-30 80.0%

Officials: Marquis Pettigrew, Mike Roberts, Gary Maxwell
 Technical fouls: Arkansas-Layden Blocker, Trevon Brazile, Davonte Davis.
 Memphis-None.
 Attendance: 982

Score by periods	1st	2nd	Total
Arkansas	37	42	79
Memphis	42	42	84

Points	In	Off	2nd	Fast	Bench
ARK	38	10	16	4	26
MEM	34	27	10	15	22

Last FG - ARK OT-01:53, MEM OT-02:25.
 Largest lead - ARK by 5 1st-05:20, MEM by 10 2nd-04:54.
 ARK led for 06:31. MEM led for 35:00. Game was tied for 03:29.

Score tied - 9 times.
 Lead changed - 14 times.

GAME 7 **72** **#20/RV ARKANSAS** 38 34 72 **84** **#14/14 North Carolina** 35 52 87 **84** **Nov. 24, 2023 • Paradise Island, Bahamas • Imperial Arena**

Arkansas 72 • 4-3

#	Player	Total			3-Ptr			Rebounds			PF	TP	A	TO	Blk	Stl	Min
		FG-FGA	FG-FGA	FT-FTA	FG-FGA	FG-FGA	FT-FTA	Off	Def	Tot							
02	Trevon Brazile	f	0-4	0-1	0-0	0	2	2	3	0	1	3	2	0	0	21	
15	Makhi Mitchell	f	2-5	0-0	1-1	0	1	1	5	5	0	1	0	0	11		
04	Davonte Davis	g	0-0	0-0	0-0	0	1	1	3	0	0	1	0	0	23		
06	Layden Blocker	g	3-6	0-0	5-6	2	0	2	2	11	1	1	1	3	28		
12	Tramon Mark	g	13-17	4-6	4-7	0	5	5	3	34	0	1	1	0	33		
00	Khalif Battle	g	3-7	0-3	3-3	0	4	4	4	9	1	1	0	0	18		
03	El Ellis	g	0-3	0-1	0-0	0	2	2	0	0	0	0	1	0	17		
05	Joseph Pinion	g	0-0	0-0	0-0	0	0	0	1	0	0	0	0	0	2		
07	Denjay Harris	g	0-0	0-0	0-0	0	0	0	0	0	0	0	0	0	0+		
08	Chandler Lawson	g	2-5	0-1	0-1	1	2	3	3	4	2	1	0	0	19		
10	Baye Fall	g	0-0	0-0	0-0	0	1	1	0	0	0	0	1	0	3		
24	Jeremiah Davenport	g	3-8	1-5	2-2	0	1	1	3	9	1	2	0	1	25		
	Team					3	2	5									
	Totals		26-55	5-17	15-20	6	21	27	27	72	6	12	6	4	200		

FG % 1st Half: 14-26 53.8% 2nd half: 12-29 41.4% Game: 26-55 47.3% Deadball Rebounds 3
 3FG % 1st Half: 2-7 28.6% 2nd half: 3-10 30.0% Game: 5-17 29.4%
 FT % 1st Half: 8-10 80.0% 2nd half: 7-10 70.0% Game: 15-20 75.0%

North Carolina 87 • 5-1

#	Player	Total			3-Ptr			Rebounds			PF	TP	A	TO	Blk	Stl	Min
		FG-FGA	FG-FGA	FT-FTA	FG-FGA	FG-FGA	FT-FTA	Off	Def	Tot							
05	Armando Bacot	f	3-9	0-0	3-3	1	3	4	3	9	0	1	0	0	28		
24	Jae'Lyn Withers	f	2-5	0-1	1-2	2	3	5	3	5	0	0	0	0	16		
55	Harrison Ingram	f	5-10	0-2	3-5	2	8	10	3	13	6	2	0	2	40		
02	Elliott Cadeau	g	2-4	1-1	2-4	1	1										

ARKANSAS RAZORBACKS

BOX SCORES



GAME 9



83 Furman **35 48 83 97**
#RV-- ARKANSAS **40 57 97**



Dec. 4, 2023 • Fayetteville, Ark. • Bud Walton Arena

Furman 83 • 4-5

#	Player	Total			3-Ptr			Rebounds			PF	TP	A	TO	Blk	Stl	Min
		FG-FGA	FG-FGA	FT-FTA	FG-FGA	FG-FGA	FT-FTA	Off	Def	Tot							
13	Garrett Hien	4-9	1-3	1-2	1	4	5	4	10	1	0	0	1	30			
15	Tyrese Hughey	2-2	1-1	0-0	1	1	2	4	5	2	0	0	0	14			
24	Alex Williams	7-15	5-9	1-1	1	3	4	2	20	1	2	0	1	30			
00	PJay Smith	1-6	1-3	0-0	0	1	1	1	3	3	1	0	0	19			
01	JP Pegues	4-14	3-9	10-10	0	2	2	3	21	6	3	0	1	36			
04	Ben VanderWal	2-5	0-2	2-4	1	0	1	0	6	0	0	0	0	11			
11	Carter Whitt	6-16	1-4	1-2	0	4	4	3	14	2	1	0	3	29			
12	Davis Molnar	2-4	0-1	0-1	4	2	6	1	4	0	2	1	1	23			
21	Cooper Bowser	0-2	0-0	0-0	2	1	3	2	0	0	2	0	0	8			
	Team				5	2	7										
	Totals	28-73	12-32	15-20	15	20	35	20	83	15	11	1	7	200			

FG % 1st Half: 13-36 36.1% 2nd half: 15-37 40.5% Game: 28-73 38.4% Deadball Rebounds 3
3FG % 1st Half: 8-18 44.4% 2nd half: 4-14 28.6% Game: 12-32 37.5%
FT % 1st Half: 1-1 100.0% 2nd half: 14-19 73.7% Game: 15-20 75.0%

Arkansas 97 • 6-3

#	Player	Total			3-Ptr			Rebounds			PF	TP	A	TO	Blk	Stl	Min
		FG-FGA	FG-FGA	FT-FTA	FG-FGA	FG-FGA	FT-FTA	Off	Def	Tot							
02	Trevon Brazile	5-8	2-3	1-1	0	4	4	0	13	0	0	2	0	27			
08	Chandler Lawson	8-10	1-2	2-2	1	2	3	1	19	1	1	3	1	18			
03	El Ellis	1-4	0-1	1-2	1	2	3	0	3	2	2	0	1	11			
04	Davonte Davis	2-5	1-2	2-2	1	9	10	4	7	8	0	0	0	38			
24	Jeremiah Davenport	2-4	0-2	0-0	0	0	0	1	4	1	0	1	1	11			
00	Khalif Battle	7-11	4-7	7-8	0	1	1	3	25	1	0	0	1	24			
06	Layden Blocker	4-5	0-0	1-4	0	5	4	9	5	1	3	0	0	24			
11	Jalen Graham	1-3	0-0	0-0	2	1	3	2	2	0	0	0	0	9			
12	Tramon Mark	3-6	0-2	1-2	0	3	3	7	2	4	1	2	26				
15	Makhi Mitchell	4-5	0-0	0-0	1	1	2	1	8	1	3	0	1	12			
	Team				0	4	4										
	Totals	37-61	8-19	15-21	6	32	38	19	97	21	11	10	7	200			

FG % 1st Half: 18-30 60.0% 2nd half: 19-31 61.3% Game: 37-61 60.7% Deadball Rebounds 4
3FG % 1st Half: 3-9 33.3% 2nd half: 5-10 50.0% Game: 8-19 42.1%
FT % 1st Half: 1-2 50.0% 2nd half: 14-19 73.7% Game: 15-21 71.4%

Officials: Mike Nance, Bart Lenox, Don Daily
Technical fouls: Furman-None, Arkansas-TEAM.
Attendance: 19200

Score by periods	1st	2nd	Total
Furman	35	48	83
Arkansas	40	57	97

	In	Off	2nd	Fast	Bench
Points	Paint	T/O	Chance	Break	
FURMAN	30	10	12	16	24
ARK	52	15	6	23	51

Last FG - FURMAN 2nd-00:52, ARK 2nd-00:08.
Largest lead - FURMAN by 3 1st-17:42, ARK by 20 2nd-09:16.
FURMAN led for 02:26. ARK led for 36:11. Game was tied for 01:23.

Score tied - 2 times.
Lead changed - 6 times.



GAME 11



66 Lipscomb **33 33 66 69**
ARKANSAS **41 28 69**



Dec. 16, 2023 • N. Little Rock, Ark. • Simmons Bank Arena

Lipscomb 66 • 7-6

#	Player	Total			3-Ptr			Rebounds			PF	TP	A	TO	Blk	Stl	Min
		FG-FGA	FG-FGA	FT-FTA	FG-FGA	FG-FGA	FT-FTA	Off	Def	Tot							
11	Owen McCormack	4-10	3-7	2-2	5	7	12	2	13	2	3	0	1	28			
35	Grant Asman	1-4	1-4	0-0	0	1	1	0	3	1	0	0	0	16			
00	A.J. McGinnis	3-12	0-6	4-4	2	2	4	2	10	0	0	0	0	26			
02	Will Pruitt	7-13	1-3	0-0	0	5	5	15	3	3	0	2	36				
22	Joe Anderson	5-8	1-2	0-0	0	3	3	0	11	3	1	0	4	36			
01	Ryan Houck	2-2	0-0	0-0	1	0	1	2	4	0	0	0	0	14			
05	Cody Head	2-6	1-1	1-3	1	0	1	2	6	0	1	0	1	15			
15	Dylan Faulkner	0-2	0-1	0-0	0	1	1	0	0	0	0	0	0	7			
21	TJ Johnson	1-4	0-3	0-0	0	2	2	0	2	1	0	0	0	13			
24	Jason Montgomery	1-6	0-3	0-0	0	1	1	0	2	1	0	1	0	9			
	Team				3	0	3										
	Totals	26-67	7-30	7-9	12	22	34	13	66	10	9	1	8	200			

FG % 1st Half: 14-33 42.4% 2nd half: 12-34 35.3% Game: 26-67 38.8% Deadball Rebounds 3
3FG % 1st Half: 5-16 31.3% 2nd half: 2-14 14.3% Game: 7-30 23.3%
FT % 1st Half: 0-0 0.0% 2nd half: 7-9 77.8% Game: 7-9 77.8%

Arkansas 69 • 4-4

#	Player	Total			3-Ptr			Rebounds			PF	TP	A	TO	Blk	Stl	Min
		FG-FGA	FG-FGA	FT-FTA	FG-FGA	FG-FGA	FT-FTA	Off	Def	Tot							
02	Trevon Brazile	3-7	0-1	0-1	2	4	6	0	6	1	2	1	0	24			
08	Chandler Lawson	2-3	0-1	0-1	0	1	1	0	4	0	0	0	0	7			
04	Davonte Davis	2-2	0-0	0-0	0	3	3	2	4	3	4	0	0	24			
05	Joseph Pinion	0-0	0-0	0-0	0	0	0	0	0	0	0	0	0	2			
24	Jeremiah Davenport	3-10	2-6	1-2	2	2	4	1	9	3	1	0	2	27			
00	Khalif Battle	1-5	0-2	0-0	0	2	2	2	2	0	1	0	0	11			
01	Keyon Menifield Jr.	1-3	0-1	0-0	1	2	3	2	2	0	0	0	0	19			
03	El Ellis	0-0	0-0	0-0	0	0	0	0	0	0	0	0	0	1			
06	Layden Blocker	1-3	0-0	0-1	1	3	4	0	2	4	3	0	2	20			
07	Denjay Harris	0-0	0-0	0-0	0	0	0	0	0	0	0	0	0	0+			
11	Jalen Graham	5-6	0-0	1-2	0	1	1	2	11	1	1	2	0	15			
12	Tramon Mark	6-12	3-4	2-2	0	3	3	17	3	2	1	0	31				
15	Makhi Mitchell	6-6	0-0	0-0	1	4	5	1	12	0	0	1	0	19			
	Team				1	2	3										
	Totals	30-57	5-15	4-8	8	27	35	14	69	17	14	5	4	200			

FG % 1st Half: 17-29 58.6% 2nd half: 13-28 46.4% Game: 30-57 52.6% Deadball Rebounds 1,1
3FG % 1st Half: 4-7 57.1% 2nd half: 1-8 12.5% Game: 5-15 33.3%
FT % 1st Half: 3-5 60.0% 2nd half: 1-3 33.3% Game: 4-8 50.0%

Officials: Michael Swoboda, Wil Howard, Joe Lindsey
Technical fouls: Lipscomb-Owen McCormack, Arkansas-Davonte Davis.
Attendance: 16361

Score by periods	1st	2nd	Total
Lipscomb	33	33	66
Arkansas	41	28	69

	In	Off	2nd	Fast	Bench
Points	Paint	T/O	Chance	Break	
LIPS	32	6	13	6	14
ARK	36	12	6	14	46

Last FG - LIPS 2nd-01:17, ARK 2nd-00:26.
Largest lead - LIPS by 4 1st-18:27, ARK by 20 2nd-11:59.
LIPS led for 01:44. ARK led for 37:09. Game was tied for 01:07.

Score tied - 1 time.
Lead changed - 1 time.

2023-24 YEAR IN REVIEW



GAME 10



70 RV-- ARKANSAS **25 45 70 84**
#19/22 Oklahoma **37 42 79**



Dec. 9, 2023 • Tulsa, Okla. • BOK Center

Arkansas 70 • 6-4

#	Player	Total			3-Ptr			Rebounds			PF	TP	A	TO	Blk	Stl	Min
		FG-FGA	FG-FGA	FT-FTA	FG-FGA	FG-FGA	FT-FTA	Off	Def	Tot							
02	Trevon Brazile	0-2	0-1	0-0	0	1	1	3	0	1	1	0	2	15			
08	Chandler Lawson	0-1	0-0	0-0	0	0	0	1	0	0	0	1	1	9			
03	El Ellis	1-4	1-2	2-2	0	0	0	5	0	2	0	0	0	8			
04	Davonte Davis	2-6	0-1	0-0	3	1	4	3	4	0	0	0	1	23			
12	Tramon Mark	3-7	0-2	2-2	0	2	2	3	8	2	1	0	0	33			
00	Khalif Battle	2-10	1-4	8-8	0	2	2	1	13	1	2	0	1	28			
05	Joseph Pinion	1-3	0-2	2-3	0	1	1	2	4	0	1	0	1	5			
06	Layden Blocker	2-3	0-1	3-4	0	2	2	2	7	0	1	0	1	18			
11	Jalen Graham	4-5	0-0	0-0	2	3	5	1	8	2	0	2	0	16			
15	Makhi Mitchell	2-3	0-0	5-6	1	5	6	1	9	2	0	3	2	27			
24	Jeremiah Davenport	3-6	2-5	4-6	0	1	1	1	12	0	1	0	1	18			
	Team				0	1	1		4								
	Totals	20-50	4-18	26-31	6	19	25	18	70	8	13	6	10	200			

FG % 1st Half: 8-27 29.6% 2nd half: 12-23 52.2% Game: 20-50 40.0% Deadball Rebounds 4
3FG % 1st Half: 3-11 27.3% 2nd half: 1-7 14.3% Game: 4-18 22.2%
FT % 1st Half: 6-6 100.0% 2nd half: 20-25 80.0% Game: 26-31 83.9%

Oklahoma 79 • 9-0

#	Player	Total			3-Ptr			Rebounds			PF	TP	A	TO	Blk	Stl	Min
		FG-FGA	FG-FGA	FT-FTA	FG-FGA	FG-FGA	FT-FTA	Off	Def	Tot							
10	Sam Godwin	2-3	0-0	3-4	2	2	4	2	7	1	1	0	1	25			
14	Jalon Moore	0-4	0-2	0-1	0	5	3	0	0	1	0	1	0	17			
03	Javian McCollum	5-13	2-7	8-8	0	5	5	2	20	4	3	0	1	34			
02	Okega Oweh	6-7	2-2	0-0	1	1	2	4	14	1	1	0	0	27			
12	Milos Uzan	4-10	1-4	2-2	0	2	2	2	11	2	3	0	3	34			
00	Le'Tre Darthard	3-5	1-2	0-1	0	1	1	1	7	2	1	0	0	22			
01	John Hugley IV	2-3	0-0	3-4	2	2	4	2	7								

2023-24 YEAR IN REVIEW

ARKANSAS RAZORBACKS

BOX SCORES

GAME 13 **90** **UNC Wilmington** 42 48 **90** **106**

ARKANSAS 48 58 **106**

Dec. 30, 2023 • Fayetteville, Ark. • Bud Walton Arena

UNCW 90 • 9-3

#	Player	Total			3-Ptr			Rebounds			PF	TP	A	TO	Blk	Stl	Min
		FG-FGA	FG-FGA	FT-FTA	FG-FGA	FG-FGA	FT-FTA	Off	Def	Tot							
21	Khamari McGriff	1	2	0-0	0-0	1	2	3	4	2	0	1	0	0	0	10	
01	Donovan Newby	g	1-3	1-2	2-2	1	2	3	4	5	2	0	1	1	1	21	
02	Shykeim Phillips	g	9-13	3-4	4-5	1	2	3	4	25	2	0	1	1	28		
03	Maleeck Harden-Hayes	g	1-5	1-3	1-2	1	0	1	3	4	0	0	0	0	23		
05	Noah Ross	g	1-2	1-1	4-4	0	0	0	5	7	0	0	0	0	13		
00	KJ Jenkins	g	4-16	2-10	0-0	0	5	5	2	10	2	1	1	0	32		
04	Nolan Hodge	g	1-2	0-1	2-4	1	2	3	2	4	1	1	0	0	14		
13	Trazarien White	g	9-20	1-4	9-15	3	2	5	3	28	2	2	0	0	33		
23	Eric Van Der Heijden	g	1-3	1-3	2-2	6	5	11	2	5	1	1	1	0	26		
	Team					1	0	1									
	Totals		28-66	10-28	24-34	15	20	35	29	90	13	8	2	3	200		

FG % 1st Half: 14-34 41.2% 2nd half: 14-32 43.8% Game: 28-66 42.4%
 3FG % 1st Half: 6-14 42.9% 2nd half: 4-14 28.6% Game: 10-28 35.7%
 FT % 1st Half: 8-13 61.5% 2nd half: 16-21 76.2% Game: 24-34 70.6%

Deadball Rebounds 7.1

Arkansas 106 • 9-4

#	Player	Total			3-Ptr			Rebounds			PF	TP	A	TO	Blk	Stl	Min
		FG-FGA	FG-FGA	FT-FTA	FG-FGA	FG-FGA	FT-FTA	Off	Def	Tot							
02	Trevon Brazile	f	5-8	0-1	2-3	2	6	8	5	12	1	1	0	0	0	33	
08	Chandler Lawson	f	1-2	0-0	1-3	2	3	5	2	3	1	0	1	0	0	10	
01	Keyon Menifield Jr.	g	8-14	3-7	13-17	1	3	4	0	32	5	3	0	0	35		
04	Davonte Davis	g	5-7	3-5	1-2	3	3	6	4	14	6	1	0	3	36		
12	Tramon Mark	g	5-8	1-2	7-8	1	1	2	5	18	1	0	1	1	24		
00	Khalif Battle	g	0-5	0-2	2-2	0	1	1	0	2	1	0	0	1	7		
03	Ei Ellis	g	1-3	0-1	2-2	0	2	2	1	4	0	0	0	0	10		
05	Joseph Pinion	g	0-1	0-1	0-0	0	0	0	1	0	0	0	0	0	2		
06	Layden Blocker	g	0-2	0-1	3-4	1	1	2	4	3	1	0	0	0	8		
07	Denijay Harris	g	0-0	0-0	0-0	0	0	0	0	0	0	0	0	0	2		
11	Jalen Graham	g	7-11	0-0	2-2	3	3	6	2	16	0	2	1	0	26		
15	Makhi Mitchell	g	0-0	0-0	0-0	0	1	1	0	0	1	2	0	0	3		
21	Cade Arbogast	g	0-0	0-0	0-0	0	0	0	0	0	0	0	0	0	0+		
24	Jeremiah Davenport	g	1-2	0-0	0-0	1	0	1	2	2	0	0	0	0	4		
	Team					1	1	2									
	Totals		33-63	7-20	33-43	15	25	40	27	106	16	8	5	5	200		

FG % 1st Half: 15-30 50.0% 2nd half: 18-33 54.5% Game: 33-63 52.4%
 3FG % 1st Half: 5-11 45.5% 2nd half: 7-20 35.0% Game: 7-20 35.0%
 FT % 1st Half: 13-18 72.2% 2nd half: 20-25 80.0% Game: 33-43 76.7%

Deadball Rebounds 4.1

Officials: Lucas Santos, Vladimir Voyard=Tadal, Jason Baker
 Technical fouls: UNCW-None, Arkansas-Trevon Brazile.
 Attendance: 19200

Score by periods	1st	2nd	Total
UNCW	42	48	90
Arkansas	48	58	106

Last FG - UNCW 2nd-00:30, ARK 2nd-00:00.
 Largest lead - UNCW by 6 1st-09:22, ARK by 19 2nd-06:22.
 UNCW led for 04:29. ARK led for 30:28. Game was tied for 05:05.

Score tied - 8 times.
 Lead changed - 8 times.

GAME 14 **83** **#7/7 Auburn** 37 46 **83** **51**

ARKANSAS 30 21 **51**

Jan. 6, 2024 • Fayetteville, Ark. • Bud Walton Arena

Auburn 83 • 12-2,1-0 SEC

#	Player	Total			3-Ptr			Rebounds			PF	TP	A	TO	Blk	Stl	Min
		FG-FGA	FG-FGA	FT-FTA	FG-FGA	FG-FGA	FT-FTA	Off	Def	Tot							
02	Jaylin Williams	f	5-9	1-3	0-0	0	3	3	0	11	1	1	0	0	24		
04	Johni Broome	f	7-13	0-2	0-0	3	5	8	1	14	3	2	2	2	25		
05	Chris Moore	f	0-1	0-0	0-0	1	0	1	0	0	0	2	0	1	14		
01	Aden Holloway	g	2-9	1-4	0-0	1	4	5	1	5	0	0	0	0	21		
12	Denver Jones	g	2-5	1-1	2-3	0	0	0	0	7	1	0	1	1	19		
00	K.D. Johnson	g	2-8	0-2	2-2	0	2	2	2	6	2	1	0	1	20		
03	Tre Donaldson	g	5-6	1-1	0-0	0	7	7	1	11	4	1	0	0	19		
10	Chad Baker-Mazara	g	5-9	2-3	4-4	1	3	4	2	16	3	0	0	0	21		
23	Addarin Scott	g	0-0	0-0	0-0	0	1	1	0	0	1	0	0	0	2		
24	Lior Berman	g	1-2	0-1	0-0	0	1	1	1	2	1	0	0	0	7		
31	Chaney Johnson	g	2-5	1-1	0-0	0	3	3	3	5	0	0	0	0	15		
44	Dylan Cardwell	g	3-3	0-0	0-2	3	5	8	3	6	0	0	2	0	13		
	Team					2	1	3									
	Totals		34-70	7-18	8-11	11	35	46	14	83	16	7	5	5	200		

FG % 1st Half: 15-37 40.5% 2nd half: 19-33 57.6% Game: 34-70 48.6%
 3FG % 1st Half: 2-10 20.0% 2nd half: 5-8 62.5% Game: 7-18 38.9%
 FT % 1st Half: 5-6 83.3% 2nd half: 3-5 60.0% Game: 8-11 72.7%

Deadball Rebounds 2

Arkansas 51 • 9-5,0-1 SEC

#	Player	Total			3-Ptr			Rebounds			PF	TP	A	TO	Blk	Stl	Min
		FG-FGA	FG-FGA	FT-FTA	FG-FGA	FG-FGA	FT-FTA	Off	Def	Tot							
02	Trevon Brazile	f	5-9	1-5	0-0	1	6	7	1	11	0	1	3	0	33		
08	Chandler Lawson	f	1-4	1-3	0-0	0	0	0	2	3	0	2	0	1	13		
11	Jalen Graham	f	2-8	0-0	0-0	4	2	6	2	4	0	0	0	2	20		
01	Keyon Menifield Jr.	g	5-15	4-9	0-3	0	3	3	0	14	4	2	0	1	32		
12	Tramon Mark	g	3-8	1-3	3-4	1	4	5	1	10	2	1	0	0	29		
00	Khalif Battle	g	1-4	0-1	2-4	0	2	2	1	4	0	1	1	0	17		
03	Ei Ellis	g	0-2	0-1	0-0	0	1	1	0	0	1	0	0	0	7		
04	Davonte Davis	g	0-4	0-2	2-2	0	1	1	3	2	1	2	0	0	25		
05	Joseph Pinion	g	0-0	0-0	0-0	0	2	2	0	0	0	0	0	0	6		
06	Layden Blocker	g	0-0	0-0	0-0	0	0	0	0	0	0	0	0	0	2		
07	Denijay Harris	g	0-1	0-0	0-0	0	0	0	0	0	0	0	0	0	3		
10	Baye Fall	g	0-0	0-0	1-2	0	0	0	0	1	0	0	0	0	4		
15	Makhi Mitchell	g	1-3	0-0	0-0	0	3	3	1	2	1	0	0	0	9		
	Team					1	1	2									
	Totals		18-58	7-24	8-15	7	25	32	11	51	8	13	4	4	200		

FG % 1st Half: 12-31 38.7% 2nd half: 6-27 22.2% Game: 18-58 31.0%
 3FG % 1st Half: 4-15 26.7% 2nd half: 3-9 33.3% Game: 7-24 29.2%
 FT % 1st Half: 2-7 28.6% 2nd half: 6-8 75.0% Game: 8-15 53.3%

Deadball Rebounds 5.1

Officials: Chuck Jones, K.B. Burdett Jr., Doug Shows
 Technical fouls: Auburn-Chad Baker-Mazara; Tre Donaldson, Arkansas-None.
 Attendance: 19200

Score by periods	1st	2nd	Total
Auburn	37	46	83
Arkansas	30	21	51

Last FG - AUB 2nd-00:26, ARK 2nd-04:07.
 Largest lead - AUB by 32 2nd-00:26, ARK by 6 1st-14:44.
 AUB led for 30:30. ARK led for 06:05. Game was tied for 03:25.

Score tied - 6 times.
 Lead changed - 6 times.

GAME 15 **66** **Arkansas** 24 42 **66** **76**

Georgia 34 42 **76**

Jan. 10, 2024 • Athens, Ga. • Stegeman Coliseum

Georgia 75 • 14-10,4-7 SEC

#	Player	Total			3-Ptr			Rebounds			PF	TP	A	TO	Blk	Stl	Min
		FG-FGA	FG-FGA	FT-FTA	FG-FGA	FG-FGA	FT-FTA	Off	Def	Tot							
54	Russel Tchewa	c	3-4	0-0	4-5	3	1	4	4	10	3	6	0	0	24		
01	Jabri Abdur-Rahim	g	2-6	0-4	0-0	0	2	2	2	4	1	3	1	1	30		
03	Noah Thomasson	g	2-8	0-3	0-0	0	3	3	2	4	0	0	0	0	24		
04	Silas Demary Jr.	g	7-10	1-1	4-5	0	0	0	2	19	3	1	1	2	29		
11	Justin Hill	g	3-6	1-1	11-12	0	0	0	1	18	3	2	0	0	27		
00	Blue Cain	g	1-6	1-5	0-0	0	2	2	1	3	0	0	0	1	20		
05	Frank Anselem-Ibe	g	0-0	0-0	0-0	0	0	0	0	0	0	0	0	0	4		
13	Dylan James	g	3-6	1-2	0-0	2	1	3	1	7	0	0	0	0	14		
15	RJ Melendez	g	1-4	0-2	0-0	0	4	4	1	2	0	0	0	1	16		
23	Jalen DeLoach	g	4-4	0-0	0-1	1	3	4	3	8	0	2	0	0	12		
	Team					2	3	5									
	Totals		26-54	4-18	19-23	8	19	27	17	75	10	14	2	5	200		

FG % 1st Half: 10-28 35.7% 2nd half: 16-26 61.5% Game: 26-54 48.1%
 3FG % 1st Half: 1-12 8.3% 2nd half: 3-6 50.0% Game: 4-18 22.2%
 FT % 1st Half: 8-10 80.0% 2nd half: 11-13 84.6% Game: 19-23 82.6%

Deadball Rebounds 1

Arkansas 78 • 12-11,3-7 SEC

#	Player	Total			3-Ptr			Rebounds			PF	TP	A	TO	Blk	Stl	Min
		FG-FGA	FG-FGA	FT-FTA	FG-FGA	FG-FGA	FT-FTA	Off	Def	Tot							
08	Chandler Lawson	f	2-2	0-0	0-0	0	0	0	3	4	0	0	0	0	7		
03	Ei Ellis	g	6-11	3-6	0-0	0	5	5	1	15	3	1	0	3	37		
06	Layden Blocker	g	1-2	0-1	0-0	1	0	1	1	2	0	1	0	0	7		
12	Tramon Mark	g	4-8	0-0	5-8	0	5	5	1	13	2	2	2	3	39		
24	Jeremiah Davenport	g	0-0	0-0	0-0	0	0	0	0	0	0	1	0	0	3		
00	Khalif Battle	g	0-1	0-1	0-0	0	0	0	1	0	0	0	0	0	3		
01	Keyon Menifield Jr.																

BOX SCORES

77

Texas A&M
ARKANSAS

Jan. 16, 2024 • Fayetteville, Ark. • Bud Walton Arena

32 45 77 78

16 32 78 78

Texas A&M 77 • 10-7,1-3 SEC

#	Player	Total			3-Ptr			Rebounds			PF	TP	A	TO	Blk	Stl	Min
		FG-FGA	FG-FGA	FT-FTA	FG-FGA	FG-FGA	FT-FTA	Off	Def	Tot							
10	Widens Leveque	f	0-2	0-0	2-2	2	2	4	5	2	0	0	1	0	17		
13	Solomon Washington	f	1-1	1-1	2-4	2	2	4	5	5	1	0	0	0	18		
04	Hayden Hefner	g	0-6	0-3	3-4	1	1	2	1	3	0	0	0	0	8		
02	Wade Taylor IV	g	13-32	5-14	10-13	0	6	6	4	4	1	0	0	2	39		
23	Tyrece Radford	g	2-15	0-5	2-2	3	2	5	3	6	2	0	0	0	37		
00	Jace Carter		1-5	0-3	3-4	2	5	7	3	5	1	0	0	2	25		
05	Eli Lawrence		2-6	0-3	1-2	0	1	1	0	5	0	0	0	0	11		
11	Andersson Garcia		5-5	0-0	0-2	5	7	12	3	10	0	2	1	3	36		
35	Manny Obaseki		0-2	0-0	0-0	0	0	0	2	0	0	2	0	0	9		
	Team					4	2	6									
	Totals		24-74	6-29	23-33	19	28	47	26	77	5	2	3	5	200		

FG % 1st Half: 11-38 28.9% 2nd half: 13-36 36.1% Game: 24-74 32.4% Deadball Rebounds 9.3
 3FG % 1st Half: 1-15 6.7% 2nd half: 5-14 35.7% Game: 6-29 20.7%
 FT % 1st Half: 9-12 75.0% 2nd half: 14-21 66.7% Game: 23-33 69.7%

Arkansas 78 • 10-7,1-3 SEC

#	Player	Total			3-Ptr			Rebounds			PF	TP	A	TO	Blk	Stl	Min
		FG-FGA	FG-FGA	FT-FTA	FG-FGA	FG-FGA	FT-FTA	Off	Def	Tot							
02	Trevon Brazile	f	1-5	0-2	6-8	0	5	5	2	8	0	1	1	0	34		
08	Chandler Lawson	f	1-1	0-0	0-2	0	5	5	2	4	0	1	0	0	27		
03	Ei Ellis	g	3-11	1-3	8-8	0	6	6	1	15	2	3	0	0	24		
04	Davonte Davis	g	3-6	1-3	0-0	1	5	6	4	7	1	0	0	0	33		
12	Tramon Mark	g	8-15	2-3	17-22	0	5	5	3	35	0	3	3	0	40		
01	Keyon Menifield Jr.		1-4	1-2	0-0	0	1	1	4	3	2	0	2	1	12		
06	Layden Blocker		0-0	0-0	0-0	0	0	0	0	0	0	0	0	0	0		
11	Jalen Graham		0-0	0-0	0-0	0	0	0	2	0	0	0	1	0	4		
16	Makhi Mitchell		0-0	0-0	0-0	0	0	0	1	0	1	0	0	0	3		
24	Jeremiah Davenport		3-9	2-6	0-0	0	1	1	2	8	0	1	1	0	15		
	Team					2	4	6									
	Totals		20-51	7-19	31-40	3	32	35	24	78	10	8	9	1	200		

FG % 1st Half: 14-26 53.8% 2nd half: 6-25 24.0% Game: 20-51 39.2% Deadball Rebounds 6
 3FG % 1st Half: 5-10 50.0% 2nd half: 2-9 22.2% Game: 7-19 36.8%
 FT % 1st Half: 13-14 92.9% 2nd half: 18-26 69.2% Game: 31-40 77.5%

Officials: Olandis Poole,Doug Shows,Terry Oglesby
 Technical fouls: Texas A&M-None. Arkansas-Makhi Mitchell.
 Attendance: 19200

Score by periods	1st	2nd	Total
Texas A&M	32	45	77
Arkansas	46	32	78

Points	In	Off	2nd	Fast	Bench
T&M	Paint	T/O	Chance	Break	
ARK	28	12	21	16	20
ARK	22	1	5	4	11

Last FG - TA&M 2nd-00:07, ARK 2nd-00:01.
 Largest lead - TA&M by 1 2nd-00:07, ARK by 20 1st-00:01.
 TA&M led for 00:00. ARK led for 38:06. Game was tied for 01:48.

Score tied - 1 time.
 Lead changed - 2 times.

77

RV/-- South Carolina
ARKANSAS

Jan. 20, 2024 • Fayetteville, Ark. • Bud Walton Arena

39 38 77 64

27 37 64 64

South Carolina 77 • 15-3,3-2 SEC

#	Player	Total			3-Ptr			Rebounds			PF	TP	A	TO	Blk	Stl	Min
		FG-FGA	FG-FGA	FT-FTA	FG-FGA	FG-FGA	FT-FTA	Off	Def	Tot							
02	B.J. Mack	f	6-10	3-4	3-5	1	8	9	1	18	3	0	0	0	24		
30	Collin Murray-Boyles	f	4-9	0-0	3-3	2	2	4	1	11	2	1	1	0	23		
05	Meechie Johnson	g	2-7	2-3	2-3	0	7	7	1	8	2	2	0	0	32		
12	Zachary Davis	g	5-8	0-1	2-2	1	3	4	4	12	0	1	0	0	26		
55	Ta'lon Cooper	g	4-5	3-3	0-0	0	4	4	1	11	5	1	0	0	37		
01	Jacobi Wright		2-7	1-5	0-0	0	0	0	3	5	5	0	0	0	27		
04	Stephen Clark		0-0	0-0	1-2	2	2	4	3	1	1	1	0	0	13		
15	Morris Ugusuk		2-4	0-2	1-2	0	0	0	1	5	0	1	0	0	9		
33	Josh Gray		3-4	0-0	0-0	1	3	4	1	6	2	2	0	1	10		
	Team					1	2	3									
	Totals		28-54	9-18	12-17	8	31	39	16	77	20	10	1	1	200		

FG % 1st Half: 12-28 42.9% 2nd half: 16-26 61.5% Game: 28-54 51.9% Deadball Rebounds 3.1
 3FG % 1st Half: 5-12 41.7% 2nd half: 4-6 66.7% Game: 9-18 50.0%
 FT % 1st Half: 10-13 76.9% 2nd half: 2-4 50.0% Game: 12-17 70.6%

Arkansas 64 • 10-8,1-4 SEC

#	Player	Total			3-Ptr			Rebounds			PF	TP	A	TO	Blk	Stl	Min
		FG-FGA	FG-FGA	FT-FTA	FG-FGA	FG-FGA	FT-FTA	Off	Def	Tot							
02	Trevon Brazile	f	1-3	0-1	1-2	0	6	6	1	3	0	0	1	1	25		
08	Chandler Lawson	f	2-6	0-1	0-0	1	6	7	4	1	0	1	0	0	24		
03	Ei Ellis	g	3-9	1-2	2-2	1	1	2	2	9	2	1	0	0	25		
04	Davonte Davis	g	3-13	0-4	2-2	0	3	3	1	8	1	0	0	1	34		
12	Tramon Mark	g	6-13	2-3	4-4	0	2	2	18	1	1	0	1	0	32		
00	Khalif Battle		1-3	1-2	0-0	0	0	0	0	3	0	0	0	0	5		
01	Keyon Menifield Jr.		1-2	0-1	0-0	0	0	0	0	2	0	0	0	0	2		
05	Joseph Pinion		1-1	0-0	0-0	1	0	1	0	2	0	0	0	0	2		
06	Layden Blocker		0-2	0-0	0-0	1	0	1	0	0	1	0	0	1	18		
07	Denijay Harris		0-0	0-0	0-0	0	0	0	0	0	0	0	0	0	1		
11	Jalen Graham		1-1	0-0	1-2	0	0	0	2	3	1	1	1	0	6		
16	Makhi Mitchell		2-3	0-0	0-0	0	1	1	3	4	1	1	0	0	5		
24	Jeremiah Davenport		2-6	1-4	3-4	1	0	1	3	8	1	1	0	0	21		
	Team					3	0	3									
	Totals		23-62	5-18	13-16	8	19	27	17	64	9	5	3	4	200		

FG % 1st Half: 11-31 35.5% 2nd half: 12-31 38.7% Game: 23-62 37.1% Deadball Rebounds 1.1
 3FG % 1st Half: 2-8 25.0% 2nd half: 3-10 30.0% Game: 5-18 27.8%
 FT % 1st Half: 3-4 75.0% 2nd half: 10-12 83.3% Game: 13-16 81.3%

Officials: Lucas Santos,Mike Nance,Don Daily
 Technical fouls: South Carolina-None. Arkansas-None.
 Attendance: 19200

Score by periods	1st	2nd	Total
South Carolina	39	38	77
Arkansas	27	37	64

Points	In	Off	2nd	Fast	Bench
USC	Paint	T/O	Chance	Break	
ARK	38	4	5	7	17
ARK	32	8	14	8	22

Last FG - USC 2nd-00:29, ARK 2nd-00:04.
 Largest lead - USC by 19 2nd-10:03, ARK None.
 USC led for 39:19. ARK led for 00:00. Game was tied for 00:41.

Score tied - 0 times.
 Lead changed - 0 times.

51

ARKANSAS
RV/RV Ole Miss

Jan. 24, 2024 • Oxford, Miss. • The Pavilion

26 25 51 77

38 39 77 77

Arkansas 51 • 10-9,1-5 SEC

#	Player	Total			3-Ptr			Rebounds			PF	TP	A	TO	Blk	Stl	Min
		FG-FGA	FG-FGA	FT-FTA	FG-FGA	FG-FGA	FT-FTA	Off	Def	Tot							
07	Denijay Harris	f	1-1	0-0	0-0	1	0	1	0	2	0	0	1	0	13		
08	Chandler Lawson	f	1-2	0-0	0-0	0	0	0	2	0	0	1	0	0	6		
00	Khalif Battle	g	2-9	1-5	6-7	1	3	4	1	11	2	1	1	0	27		
01	Keyon Menifield Jr.	g	3-10	1-3	0-0	0	1	1	1	7	1	1	0	0	24		
04	Davonte Davis	g	0-1	0-0	0-0	0	0	0	0	0	0	1	0	0	7		
02	Trevon Brazile		0-1	0-1	3-4	1	3	4	0	3	0	0	1	0	12		
03	Ei Ellis		1-4	0-2	0-0	1	2	3	0	2	1	2	0	0	24		
05	Joseph Pinion		3-6	2-5	2-2	0	1	1	3	10	2	0	3	0	22		
06	Layden Blocker		0-5	0-1	0-0	0	2	2	1	0	3	0	1	0	18		
10	Baye Fall		0-0	0-0	1-3	1	0	1	0	1	0	1	0	0	6		
11	Jalen Graham		3-3	0-0	2-2	2	0	2	3	6	2	0	1	0	13		
15	Makhi Mitchell		2-4	0-0	0-0	1	0	1	3	4	0	1	1	0	12		
24	Jeremiah Davenport		1-5	1-5	0-0	0	3	3	1	3	2	2	0	0	16		
	Team					1	4	5									
	Totals		17-51	5-22	12-18	9	19	28	13	51	13	14	8	3	200		

FG % 1st Half: 8-21 38.1% 2nd half: 9-30 30.0% Game: 17-51 33.3% Deadball Rebounds 4
 3FG % 1st Half: 2-8 25.0% 2nd half: 3-14 21.4% Game: 5-22 22.7%
 FT % 1st Half: 8-9 88.9% 2nd half: 4-9 44.4% Game: 12-18 66.7%

Ole Miss 77 • 16-3,3-3 SEC

#	Player	Total			3-Ptr			Rebounds			PF	TP	A	TO	Blk	Stl	Min
		FG-FGA	FG-FGA	FT-FTA	FG-FGA	FG-FGA	FT-FTA	Off	Def	Tot							
04	Jaemyn Brakefield	f	4-10	1-5	2-2	1	3	4	3	11	3	4	0	0	29		
33	Moussa Cisse	c	1-2	0-0	0-0	4	3	7	3	2	1	0	0	2	16		
05	Jaylen Murray	g	8-15	3-6	2-2	0											

2023-24 YEAR IN REVIEW

ARKANSAS RAZORBACKS

BOX SCORES

GAME 21 **91** **ARKANSAS** **47 44** **91** **84** **MISSOURI** **28 56** **84**

Jan. 31, 2024 • Columbia, Mo. • Mizzou Arena

Arkansas 91 • 11-10,2-6 SEC

#	Player	Total			3-Ptr			Rebounds			PF	TP	A	TO	Blk	Stl	Min
		FG-FGA	FG-FGA	FT-FTA	FG-FGA	FG-FGA	FT-FTA	Off	Def	Tot							
08	Chandler Lawson	f	3-4	0-0	0-0	2	1	3	0	6	0	0	0	0	0	16	
11	Jalen Graham	f	6-11	0-0	1-2	1	0	1	5	13	4	3	3	4	26		
00	Khalif Battle	g	2-6	2-2	0-0	0	3	3	6	2	1	0	2	15			
06	Layden Blocker	g	2-2	0-0	5-6	3	0	3	2	9	2	3	0	1	29		
12	Tramon Mark	g	8-13	0-0	6-8	0	4	4	4	22	1	3	2	3	34		
01	Keyon Menifield Jr.	g	4-11	2-3	6-6	0	2	2	0	16	3	1	0	0	32		
15	Makhi Mitchell	g	8-13	0-0	3-4	5	9	14	3	19	2	2	0	0	34		
24	Jeremiah Davenport	g	0-1	0-1	0-0	0	3	3	4	0	0	2	1	0	14		
	Team					1	1	2									
	Totals		33-61	4-6	21-26	12	23	35	21	91	14	15	6	10	200		

FG % 1st Half: 19-32 59.4% 2nd half: 14-29 48.3% Game: 33-61 54.1% Deadball Rebounds 5
 3FG % 1st Half: 3-4 75.0% 2nd half: 1-2 50.0% Game: 4-6 66.7%
 FT % 1st Half: 6-6 100.0% 2nd half: 15-20 75.0% Game: 21-26 80.8%

Missouri 84 • 8-13,0-8 SEC

#	Player	Total			3-Ptr			Rebounds			PF	TP	A	TO	Blk	Stl	Min
		FG-FGA	FG-FGA	FT-FTA	FG-FGA	FG-FGA	FT-FTA	Off	Def	Tot							
00	Jordan Butler	f	1-2	0-1	2-2	1	2	3	1	4	0	0	0	0	0	12	
35	Noah Carter	f	2-5	2-3	0-0	1	1	2	3	6	0	1	1	1	16		
02	Tamar Bates	g	9-18	1-3	10-10	2	1	3	1	29	3	6	0	5	39		
10	Nick Honor	g	2-4	2-2	0-0	1	0	1	3	6	1	1	0	0	28		
55	Sean East II	g	3-8	1-2	4-4	1	5	6	4	11	7	6	1	0	36		
04	Curt Lewis	g	2-6	1-2	1-2	1	0	1	3	6	0	1	0	0	14		
14	Anthony Robinson II	g	3-7	2-5	2-2	0	0	0	3	10	1	0	0	3	20		
23	Aidan Shaw	g	2-4	0-0	0-0	0	1	1	2	4	0	0	0	0	13		
45	Mabor Majak	g	0-0	0-0	1-2	1	3	4	1	1	0	1	0	0	8		
75	Connor Vanover	g	3-5	1-2	0-0	2	2	4	2	7	1	1	1	0	14		
	Team					1	0	1									
	Totals		27-59	10-20	20-22	11	15	26	23	84	13	18	4	9	200		

FG % 1st Half: 9-28 32.1% 2nd half: 18-31 58.1% Game: 27-59 45.8% Deadball Rebounds 0.1
 3FG % 1st Half: 4-9 44.4% 2nd half: 6-11 54.5% Game: 10-20 50.0%
 FT % 1st Half: 6-6 100.0% 2nd half: 14-16 87.5% Game: 20-22 90.9%

Officials: Olandis Poole,Jeffrey Anderson,K.B. Burdett Jr.
 Technical fouls: Arkansas-None. Missouri-None.
 Attendance: 11020

Score by periods	1st	2nd	Total
Arkansas	47	44	91
Missouri	28	56	84

	In	Off	2nd	Fast	Bench
Points	56	25	15	19	35
Paint	30	15	17	16	28
T/O					
Chance					
Break					

Last FG - ARK 2nd-01:49, MIZ 2nd-00:07.
 Largest lead - ARK by 23 2nd-17:23, MIZ by 2 1st-19:11.
 ARK led for 37:18. MIZ led for 00:19. Game was tied for 02:23.

Score tied - 2 times.
 Lead changed - 1 time.

GAME 22 **74** **ARKANSAS** **30 44** **74** **95** **LSU** **45 50** **95**

Feb. 3, 2024 • Baton Rouge, La. • Maravich Center

Arkansas 74 • 11-11,2-7 SEC

#	Player	Total			3-Ptr			Rebounds			PF	TP	A	TO	Blk	Stl	Min
		FG-FGA	FG-FGA	FT-FTA	FG-FGA	FG-FGA	FT-FTA	Off	Def	Tot							
08	Chandler Lawson	f	2-4	1-1	1-4	1	1	2	1	6	0	1	0	0	20		
11	Jalen Graham	f	8-14	0-1	2-3	1	3	4	3	18	1	2	2	1	30		
00	Khalif Battle	g	0-3	0-2	0-0	0	1	1	0	0	0	0	0	1	9		
06	Layden Blocker	g	2-6	0-0	5-10	1	2	3	2	9	3	1	0	2	26		
12	Tramon Mark	g	7-13	1-3	5-5	2	4	6	2	20	0	1	1	2	34		
01	Keyon Menifield Jr.	g	1-5	0-2	2-3	0	1	1	1	4	1	2	0	0	21		
05	Joseph Pinion	g	0-2	0-1	2-2	0	2	2	1	2	0	0	0	0	9		
07	Denjijay Harris	g	0-0	0-0	0-0	0	1	1	3	0	0	0	0	0	11		
15	Makhi Mitchell	g	3-4	0-0	4-4	0	3	3	10	4	2	0	0	1	29		
21	Cade Arbogast	g	0-0	0-0	0-0	0	0	0	0	0	0	0	0	0	0		
24	Jeremiah Davenport	g	1-4	1-3	2-2	1	2	3	4	5	1	1	0	0	14		
45	Lawson Blake	g	0-0	0-0	0-0	0	0	0	0	0	0	0	0	0	0		
	Team					3	1	4									
	Totals		24-55	3-13	23-33	9	21	30	20	74	10	12	3	8	200		

FG % 1st Half: 11-28 39.3% 2nd half: 13-27 48.1% Game: 24-55 43.6% Deadball Rebounds 6
 3FG % 1st Half: 1-7 14.3% 2nd half: 2-6 33.3% Game: 3-13 23.1%
 FT % 1st Half: 7-9 77.8% 2nd half: 16-24 66.7% Game: 23-33 69.7%

LSU 95 • 12-9,4-4 SEC

#	Player	Total			3-Ptr			Rebounds			PF	TP	A	TO	Blk	Stl	Min
		FG-FGA	FG-FGA	FT-FTA	FG-FGA	FG-FGA	FT-FTA	Off	Def	Tot							
13	Jalen Reed	f	3-7	0-1	1-1	1	6	7	4	7	0	1	2	0	22		
09	Will Baker	c	9-11	4-5	3-3	0	2	2	0	25	1	0	1	0	33		
00	Trae Hannibal	g	2-2	0-0	2-2	0	6	6	3	6	4	0	0	2	30		
02	Mike Williams III	g	4-7	4-6	1-2	0	1	1	5	13	0	1	1	0	19		
06	Jordan Wright	g	1-6	1-2	10-11	2	4	6	2	13	6	2	1	0	29		
03	Jalen Cook	g	5-8	3-5	7-7	0	3	3	3	20	3	1	0	2	20		
05	Mwani Wilkinson	g	0-0	0-0	0-0	0	0	0	1	0	1	0	1	0	2		
12	Hunter Dean	g	3-4	0-0	0-0	1	1	2	1	6	0	1	0	0	7		
14	Trace Young	g	0-0	0-0	0-0	0	0	0	0	1	0	1	0	0	2		
15	Tyrell Ward	g	1-5	0-2	1-2	0	1	1	2	3	2	2	1	0	17		
20	Derek Fontaine	g	1-2	0-1	0-0	0	0	0	0	2	0	1	0	0	17		
25	Adam Benhayaoune	g	0-1	0-1	0-0	0	0	0	0	0	0	0	0	0	2		
	Team					1	2	3									
	Totals		29-53	12-23	25-28	5	26	31	25	95	17	11	6	5	200		

FG % 1st Half: 15-24 62.5% 2nd half: 14-29 48.3% Game: 29-53 54.7% Deadball Rebounds 1
 3FG % 1st Half: 7-12 58.3% 2nd half: 5-11 45.5% Game: 12-23 52.2%
 FT % 1st Half: 8-11 72.7% 2nd half: 17-17 100.0% Game: 25-28 89.3%

Officials: Jason Baker,Wil Howard,Dan Daily
 Technical fouls: Arkansas-TEAM. LSU-None.
 Attendance: 7880

Score by periods	1st	2nd	Total
Arkansas	30	44	74
LSU	45	50	95

	In	Off	2nd	Fast	Bench
Points	30	10	8	19	21
Paint	30	19	2	8	31
T/O					
Chance					
Break					

Last FG - ARK 2nd-00:00, LSU 2nd-00:58.
 Largest lead - ARK by 2 1st-19:36, LSU by 28 2nd-02:01.
 ARK led for 01:39. LSU led for 37:08. Game was tied for 01:13.

Score tied - 1 time.
 Lead changed - 1 time.

GAME 23 **75** **Georgia** **29 46** **75** **78** **ARKANSAS** **34 44** **78**

Feb. 10, 2024 • Fayetteville, Ark. • Bud Walton Arena

Georgia 75 • 14-10,4-7 SEC

#	Player	Total			3-Ptr			Rebounds			PF	TP	A	TO	Blk	Stl	Min
		FG-FGA	FG-FGA	FT-FTA	FG-FGA	FG-FGA	FT-FTA	Off	Def	Tot							
54	Russel Tchewa	c	3-4	0-0	4-5	3	1	4	4	10	3	6	0	0	24		
01	Jabri Abdur-Rahim	g	2-6	0-4	0-0	0	2	2	2	4	1	3	1	1	30		
03	Noah Thomasson	g	2-8	0-3	0-0	0	3	3	2	4	0	0	0	0	24		
04	Silas Demary Jr.	g	7-10	1-1	4-5	0	0	0	2	19	3	1	1	2	29		
11	Justin Hill	g	3-6	1-1	11-12	0	0	0	1	18	3	2	0	0	27		
00	Blue Cain	g	1-6	1-5	0-0	0	2	2	1	3	0	0	0	1	20		
05	Frank Anselem-Ibe	g	0-0	0-0	0-0	0	0	0	0	0	0	0	0	0	4		
13	Dylan James	g	3-6	1-2	0-0	2	1	3	1	7	0	0	0	0	14		
15	RJ Melendez	g	1-4	0-2	0-0	0	4	4	1	2	0	0	0	0	16		
23	Jalen DeLoach	g	4-4	0-0	0-1	1	3	4	3	8	0	2	0	0	12		
	Team					2	3	5									
	Totals		26-54	4-18	19-23	8	19	27	1								

BOX SCORES



GAME 25



67 ARKANSAS
Mississippi State

29 38 67 **71**

34 37 71



Feb. 17, 2024 • Starkville, Miss. • Humphrey Coliseum

Arkansas 67 - 12-13,3-9 SEC

#	Player	Total			3-Ptr			Rebounds			PF	TP	A	TO	Blk	Stl	Min
		FG-FGA	FG-FGA	FT-FTA	FG-FGA	FG-FGA	FT-FTA	Off	Def	Tot							
08	Chandler Lawson	1	1-3	0-0	0-0	1	5	6	2	2	2	0	1	1	1	20	
00	Khalif Battle	g	7-13	0-4	4-6	0	2	2	5	18	2	0	0	0	0	34	
03	El Ellis	g	3-6	0-1	2-4	0	1	1	0	8	4	1	0	0	0	35	
04	Davonte Davis	g	3-6	2-3	0-1	0	0	0	3	8	0	1	0	0	0	25	
12	Tramon Mark	g	2-7	1-3	1-1	0	3	3	5	6	0	2	2	1	1	28	
01	Keyon Menifield Jr.	g	0-0	0-0	0-0	0	0	0	0	0	0	0	0	0	0	4	
05	Joseph Pinion	g	0-0	0-0	0-0	0	0	0	0	0	0	0	0	0	0	0+	
06	Layden Blocker	g	0-2	0-2	0-0	0	0	0	2	0	0	0	0	0	0	3	
10	Baye Fall	g	0-0	0-0	0-0	0	0	0	0	0	0	1	1	1	0	3	
15	Makhi Mitchell	g	8-12	0-1	5-5	4	5	9	5	21	1	1	2	2	2	22	
24	Jeremiah Davenport	g	1-6	0-3	2-2	3	2	5	3	4	1	0	0	0	0	26	
	Team					0	1	1									
	Totals		25-55	3-17	14-19	8	19	27	25	67	10	8	6	4	200		

FG % 1st Half:	12-28	42.9%	2nd half:	13-27	48.1%	Game:	25-55	45.5%	Deadball Rebounds	2
3FG % 1st Half:	2-11	18.2%	2nd half:	1-6	16.7%	Game:	3-17	17.6%		
FT % 1st Half:	3-4	75.0%	2nd half:	11-15	73.3%	Game:	14-19	73.7%		

Mississippi St. 71 - 17-8,6-6 SEC

#	Player	Total			3-Ptr			Rebounds			PF	TP	A	TO	Blk	Stl	Min
		FG-FGA	FG-FGA	FT-FTA	FG-FGA	FG-FGA	FT-FTA	Off	Def	Tot							
01	Tolu Smith III	f	2-6	0-0	4-7	4	4	8	4	8	0	4	2	0	0	22	
04	Cameron Matthews	f	6-7	0-1	5-10	4	6	10	4	17	3	3	1	0	0	37	
03	Shakeel Moore	g	3-3	1-1	2-2	1	2	3	1	9	1	1	0	1	1	32	
05	Shawn Jones, Jr.	g	2-3	0-0	3-4	2	1	3	2	7	2	1	0	0	0	23	
13	Josh Hubbard	g	6-18	3-10	4-5	0	3	4	19	3	0	0	0	0	0	29	
00	D.J. Jeffries	g	0-0	0-0	0-0	0	0	0	0	0	0	0	0	0	0	3	
10	Dashawn Davis	g	2-5	0-1	0-1	0	3	3	0	4	0	1	0	1	0	19	
12	KeShawn Murphy	g	2-7	0-2	0-0	3	4	7	1	4	1	2	0	0	0	20	
15	Jimmy Bell Jr.	g	1-1	0-0	1-3	2	2	4	4	3	0	2	0	0	0	15	
	Team					1	0	1									
	Totals		24-50	4-15	19-32	17	25	42	20	71	10	14	3	3	200		

FG % 1st Half:	13-26	50.0%	2nd half:	11-24	45.8%	Game:	24-50	48.0%	Deadball Rebounds	3
3FG % 1st Half:	1-5	20.0%	2nd half:	3-10	30.0%	Game:	4-15	26.7%		
FT % 1st Half:	7-12	58.3%	2nd half:	12-20	60.0%	Game:	19-32	59.4%		

Officials: Jason Baker, Patrick Evans, Terry Oglesby
 Technical fouls: Arkansas-None, Mississippi St.-None.
 Attendance: 9219

Score by periods	1st	2nd	Total
Arkansas	29	38	67
Mississippi St.	34	37	71

Last FG - ARK 2nd-01:07, MSU 2nd-00:58.
 Largest lead - ARK by 4 1st-19:07, MSU by 8 1st-14:46.
 ARK led for 02:52. MSU led for 30:38. Game was tied for 06:30.

Score tied - 9 times.
 Lead changed - 5 times.



GAME 26



78 ARKANSAS
Texas A&M

35 43 78 **71**

31 40 71



Feb. 20, 2024 • Bryan-College Station, Texas • Reed Arena

Arkansas 78 - 13-13,4-9 SEC

#	Player	Total			3-Ptr			Rebounds			PF	TP	A	TO	Blk	Stl	Min
		FG-FGA	FG-FGA	FT-FTA	FG-FGA	FG-FGA	FT-FTA	Off	Def	Tot							
08	Chandler Lawson	f	0-1	0-0	0-0	0	5	5	3	0	2	0	2	0	0	20	
00	Khalif Battle	g	3-15	0-3	9-10	1	3	4	4	15	2	1	0	2	35	35	
03	El Ellis	g	0-3	0-1	1-2	0	1	1	3	1	1	1	0	0	0	26	
04	Davonte Davis	g	0-0	0-0	0-0	0	0	0	3	0	0	2	0	0	0	7	
12	Tramon Mark	g	8-16	2-3	8-10	0	6	6	3	26	5	3	1	1	36	36	
06	Layden Blocker	g	2-5	1-2	0-0	2	1	3	4	5	2	1	1	2	23	23	
15	Makhi Mitchell	g	6-9	0-0	10-12	5	8	13	3	22	0	2	4	0	0	33	
24	Jeremiah Davenport	g	4-10	1-6	0-0	2	1	3	4	9	0	0	0	0	0	20	
	Team					1	4	5									
	Totals		23-59	4-15	28-34	11	29	40	27	78	12	11	8	7	200		

FG % 1st Half:	11-26	42.3%	2nd half:	12-33	36.4%	Game:	23-59	39.0%	Deadball Rebounds	4
3FG % 1st Half:	2-6	33.3%	2nd half:	2-9	22.2%	Game:	4-15	26.7%		
FT % 1st Half:	11-14	78.6%	2nd half:	17-20	85.0%	Game:	28-34	82.4%		

Texas A&M 71 - 15-11,6-7 SEC

#	Player	Total			3-Ptr			Rebounds			PF	TP	A	TO	Blk	Stl	Min
		FG-FGA	FG-FGA	FT-FTA	FG-FGA	FG-FGA	FT-FTA	Off	Def	Tot							
10	Wildens Leveque	f	0-3	0-0	0-0	1	0	1	1	0	0	0	0	0	0	5	
13	Solomon Washington	f	1-6	0-1	5-7	4	6	10	3	7	1	2	2	0	0	24	
00	Jace Carter	g	4-7	3-6	3-4	0	2	2	5	14	0	2	0	1	32	32	
04	Wade Taylor IV	g	3-12	0-4	5-7	1	1	2	5	11	9	4	0	2	37	37	
23	Tyrece Radford	g	5-16	0-2	2-3	3	5	8	2	12	2	1	1	0	0	35	
02	Hayden Helner	g	2-5	2-5	0-0	1	0	1	0	6	0	1	0	1	8	8	
05	Eli Lawrence	g	0-1	0-1	0-0	0	1	1	2	0	0	0	0	0	4	4	
11	Andersson Garcia	g	2-3	1-1	3-4	7	8	15	5	8	0	2	1	1	31	31	
15	Henry Coleman III	g	3-7	0-0	6-12	2	4	6	2	12	0	0	0	0	0	23	
35	Manny Obaseki	g	0-0	0-0	1-2	0	0	0	1	1	1	0	0	0	0	1	
	Team					1	0	1									
	Totals		20-60	6-20	25-39	20	27	47	26	71	13	12	4	5	200		

FG % 1st Half:	10-22	45.5%	2nd half:	10-38	26.3%	Game:	20-60	33.3%	Deadball Rebounds	5
3FG % 1st Half:	3-6	50.0%	2nd half:	3-14	21.4%	Game:	6-20	30.0%		
FT % 1st Half:	8-14	57.1%	2nd half:	17-25	68.0%	Game:	25-39	64.1%		

Officials: Todd Austin, Steven Anderson, Don Daily
 Technical fouls: Arkansas-None, Texas A&M-None.
 Attendance: 8789

Score by periods	1st	2nd	Total
Arkansas	35	43	78
Texas A&M	31	40	71

Last FG - ARK 2nd-01:27, T&M 2nd-00:31.
 Largest lead - ARK by 10 2nd-06:40, T&M by 6 1st-09:26.
 ARK led for 25:42. T&M led for 10:55. Game was tied for 03:14.

Score tied - 5 times.
 Lead changed - 1 time.



GAME 27



73 MISSOURI
ARKANSAS

34 39 73 **88**

36 52 88



Feb. 24, 2024 • Fayetteville, Ark. • Bud Walton Arena

Missouri 73 - 8-19,0-14 SEC

#	Player	Total			3-Ptr			Rebounds			PF	TP	A	TO	Blk	Stl	Min
		FG-FGA	FG-FGA	FT-FTA	FG-FGA	FG-FGA	FT-FTA	Off	Def	Tot							
00	Jordan Butler	f	0-0	0-0	0-0	0	0	0	3	0	1	0	0	0	0	9	
35	Noah Carter	f	3-14	0-4	2-2	1	6	7	2	8	1	1	2	0	0	35	
02	Tamar Bates	g	2-6	1-4	6-6	0	6	6	5	11	2	1	0	1	36	36	
10	Nick Honor	g	4-12	4-10	2-2	2	2	4	13	1	0	0	1	34	34		
55	Sean East II	g	9-14	0-0	15-16	1	2	3	34	2	4	0	0	0	38	38	
14	Anthony Robinson II	g	0-1	0-1	0-0	0	1	1	3	0	0	0	0	0	8	8	
23	Aidan Shaw	g	1-1	0-0	1-2	0	1	1	4	3	0	0	2	1	14	14	
45	Mabor Majak	g	0-2	0-0	2-2	0	0	0	1	2	0	0	0	0	10	10	
75	Connor Vanover	g	1-1	0-0	0-0	1	4	5	3	2	0	1	0	0	16	16	
	Team					1	1	2									
	Totals		20-51	5-19	28-30	6	21	27	28	73	6	8	4	3	200		

FG % 1st Half:	11-27	40.7%	2nd half:	9-24	37.5%	Game:	20-51	39.2%	Deadball Rebounds	1
3FG % 1st Half:	3-9	33.3%	2nd half:	2-10	20.0%	Game:	5-19	26.3%		
FT % 1st Half:	9-9	100.0%	2nd half:	19-21	90.5%	Game:	28-30	93.3%		

Arkansas 88 - 14-13,5-9 SEC

#	Player	Total			3-Ptr			Rebounds			PF	TP	A	TO	Blk	Stl	Min
		FG-FGA	FG-FGA	FT-FTA	FG-FGA	FG-FGA	FT-FTA	Off	Def	Tot							
08	Chandler Lawson	f	0-2	0-0	1-2	0	1	1	0	1	1	0	0	0	0	10	
00	Khalif Battle	g	11-15	6-10	14-14	0											

2023-24 YEAR IN REVIEW

ARKANSAS RAZORBACKS

BOX SCORES

GAME 29 CBS **102** ARKANSAS **48 54** **102** **111** UK
 16/15 Kentucky **53 58** **111**
 Mar. 2, 2024 • Lexington, Ky. • Rupp Arena

GAME 30 SEC ESPN NETWORK **83** LSU **35 48** **83** **94** UK
 ARKANSAS **42 52** **94**
 Mar. 6, 2024 • Fayetteville, Ark. • Bud Walton Arena

Arkansas 102 • 14-15,5-11 SEC

#	Player	Total			3-Ptr			Rebounds			PF	TP	A	TO	Blk	Stl	Min
		FG-FGA	FT-FTA	FT-FTA	FG-FGA	FT-FTA	Off	Def	Tot								
02	Trevon Brazile	4-5	0-1	0-0	0	2	2	5	8	0	1	1	0	0	0	15	
08	Chandler Lawson	1-2	0-0	0-0	0	2	2	5	2	2	0	0	0	0	24		
00	Khalif Battle	8-16	1-4	17-18	2	6	8	4	34	1	0	0	2	3	29		
03	Ei Ellis	2-5	0-0	0-0	0	0	0	4	2	1	0	1	0	20			
12	Tramon Mark	10-20	3-6	0-0	1	3	4	2	23	3	4	0	4	35			
04	Davonte Davis	1-4	0-1	2-2	0	2	2	4	2	1	0	3	26				
15	Makhi Mitchell	4-6	0-0	5-5	0	2	2	4	13	2	2	0	0	16			
24	Jeremiah Davenport	4-6	3-5	3-3	1	4	5	1	14	1	2	0	0	25			
	Team				0	2	2										
	Totals	34-64	7-17	27-28	4	23	27	25	102	13	12	1	10	200			

FG % 1st Half: 19-33 57.6% 2nd half: 15-31 48.4% Game: 34-64 53.1% Deadball Rebounds 1
 3FG % 1st Half: 4-10 40.0% 2nd half: 3-7 42.9% Game: 7-17 41.2%
 FT % 1st Half: 6-7 85.7% 2nd half: 21-21 100.0% Game: 27-28 96.4%

Kentucky 111 • 21-8,11-5 SEC

#	Player	Total			3-Ptr			Rebounds			PF	TP	A	TO	Blk	Stl	Min
		FG-FGA	FT-FTA	FT-FTA	FG-FGA	FT-FTA	Off	Def	Tot								
03	Adou Thiero	2-4	0-1	1-2	1	1	2	1	5	3	1	1	0	0	18		
33	Ugonna Onyenso	0-2	0-0	1-2	2	1	3	0	1	0	0	0	0	9			
01	Justin Edwards	3-4	1-1	3-4	0	1	1	2	10	1	1	0	3	13			
12	Antonio Reeves	8-10	1-2	5-6	0	4	4	1	22	1	5	0	1	29			
21	D.J. Wagner	6-7	4-5	3-4	0	1	1	4	19	0	1	0	0	26			
00	Rob Dillingham	5-13	0-3	5-5	0	2	3	15	5	1	0	1	24				
02	Aaron Bradshaw	4-4	1-1	6-8	1	4	5	2	15	1	1	0	0	12			
04	Tre Mitchell	0-5	0-3	2-2	1	2	3	1	2	1	2	0	0	16			
15	Reed Sheppard	3-7	2-4	2-2	0	1	1	2	10	5	3	0	0	34			
44	Zvonimir Ivisic	3-4	0-0	6-7	1	8	9	2	12	1	0	2	1	19			
	Team				2	1	3										
	Totals	34-60	9-20	34-42	8	26	34	18	111	19	15	3	7	200			

FG % 1st Half: 16-31 51.6% 2nd half: 18-29 62.1% Game: 34-60 56.7% Deadball Rebounds 3
 3FG % 1st Half: 7-14 50.0% 2nd half: 2-6 33.3% Game: 9-20 45.0%
 FT % 1st Half: 14-16 87.5% 2nd half: 20-26 76.9% Game: 34-42 81.0%

Officials: Jeb Hartness, Vladimir Voyard-Tadal, Doug Shous
 Technical fouls: Arkansas-Trevon Brazile; Makhi Mitchell; Davonte Davis;
 TEAM. Kentucky-Rob Dillingham; Aaron Bradshaw.
 Attendance: 20322

Score by periods	1st	2nd	Total
Arkansas	48	54	102
Kentucky	53	58	111

Last FG - ARK 2nd-00:09, UK 2nd-00:45.
 Largest lead - ARK by 9 2nd-09:06, UK by 11 2nd-00:45.
 ARK led for 14:23. UK led for 20:07. Game was tied for 05:30.

Score tied - 12 times.
 Lead changed - 17 times.

LSU 83 • 16-14,8-9 SEC

#	Player	Total			3-Ptr			Rebounds			PF	TP	A	TO	Blk	Stl	Min
		FG-FGA	FT-FTA	FT-FTA	FG-FGA	FT-FTA	Off	Def	Tot								
15	Tyrell Ward	7-14	2-5	3-4	2	3	5	2	3	5	2	19	1	0	0	24	
20	Derek Fountain	5-9	0-3	0-2	2	1	3	1	10	1	0	0	0	32			
09	Will Baker	1-4	0-2	1-3	0	2	2	4	3	0	1	0	1	20			
00	Trae Hannibal	3-7	0-0	4-7	4	6	10	3	10	2	4	0	0	33			
06	Jordan Wright	6-14	2-5	10-10	0	3	3	3	24	4	1	0	1	37			
02	Mike Williams III	2-5	0-1	0-0	1	0	1	1	4	1	1	0	2	10			
05	Mwani Wilkinon	1-1	1-1	0-0	0	0	0	4	3	0	0	0	1	6			
12	Hunter Dean	1-2	0-0	0-0	1	0	1	1	2	0	0	0	2	17			
13	Jalen Reed	4-11	0-1	0-0	1	3	4	2	8	0	2	0	0	21			
	Team				1	0	1										
	Totals	30-67	5-18	18-26	12	18	30	21	83	9	10	0	9	200			

FG % 1st Half: 14-33 42.4% 2nd half: 16-34 47.1% Game: 30-67 44.8% Deadball Rebounds 1
 3FG % 1st Half: 2-9 22.2% 2nd half: 3-9 33.3% Game: 5-18 27.8%
 FT % 1st Half: 5-7 71.4% 2nd half: 13-19 68.4% Game: 18-26 69.2%

Arkansas 94 • 15-15,6-11 SEC

#	Player	Total			3-Ptr			Rebounds			PF	TP	A	TO	Blk	Stl	Min
		FG-FGA	FT-FTA	FT-FTA	FG-FGA	FT-FTA	Off	Def	Tot								
02	Trevon Brazile	3-4	0-1	0-0	1	0	1	3	6	1	0	0	0	13			
08	Chandler Lawson	3-3	0-0	1-1	0	1	1	1	7	1	0	0	2	14			
00	Khalif Battle	7-14	2-6	13-14	0	4	4	2	29	2	3	3	1	34			
03	Ei Ellis	6-7	2-2	2-3	0	6	6	0	16	4	3	1	3	32			
12	Tramon Mark	2-8	0-3	5-7	1	7	8	5	9	5	3	2	0	38			
04	Davonte Davis	0-1	0-1	3-4	0	1	1	0	3	0	2	0	1	12			
05	Joseph Pinion	0-0	0-0	0-0	0	0	0	0	0	0	0	0	0	0+			
15	Makhi Mitchell	8-10	0-0	3-4	1	7	8	4	19	1	3	3	1	29			
24	Jeremiah Davenport	2-4	1-3	0-0	1	4	5	4	5	4	1	1	0	28			
	Team				0	0	0										
	Totals	31-51	5-16	27-33	4	30	34	19	94	18	15	10	8	200			

FG % 1st Half: 14-23 60.9% 2nd half: 17-28 60.7% Game: 31-51 60.8% Deadball Rebounds 2,1
 3FG % 1st Half: 4-5 80.0% 2nd half: 3-11 27.3% Game: 5-16 31.3%
 FT % 1st Half: 12-14 85.7% 2nd half: 15-19 78.9% Game: 27-33 81.8%

Officials: K.B. Burdett Jr., Todd Austin, Terry Oglesby
 Technical fouls: LSU-None. Arkansas-None.
 Attendance: 19200

Score by periods	1st	2nd	Total
LSU	35	48	83
Arkansas	42	52	94

Last FG - LSU 2nd-00:31, ARK 2nd-02:15.
 Largest lead - LSU by 11 1st-17:03, ARK by 14 2nd-04:08.
 LSU led for 00:28. ARK led for 37:57. Game was tied for 01:35.

Score tied - 2 times.
 Lead changed - 2 times.

GAME 31 ESPN **88** ARKANSAS **42 32 14 88** **92** A
 16/17 Alabama **36 38 18 92**
 Mar. 9, 2024 • Tuscaloosa, Ala. • Coleman Coliseum

GAME 31 SEC ESPN NETWORK **85** Vanderbilt **41 37 7 85** **90** UK
 ARKANSAS **27 51 12 90**
 Mar. 13, 2024 • Nashville, Tenn. • Bridgestone Arena

Arkansas 88 • 15-16,6-12 SEC

#	Player	Total			3-Ptr			Rebounds			PF	TP	A	TO	Blk	Stl	Min
		FG-FGA	FT-FTA	FT-FTA	FG-FGA	FT-FTA	Off	Def	Tot								
02	Trevon Brazile	6-12	0-3	0-0	5	1	6	1	12	0	2	2	1	30			
08	Chandler Lawson	1-2	0-0	0-0	0	6	6	2	2	0	0	2	1	15			
00	Khalif Battle	5-16	1-6	11-11	0	7	7	2	22	1	6	1	1	37			
03	Ei Ellis	5-11	0-1	1-2	0	4	4	11	3	2	0	1	40				
12	Tramon Mark	3-10	1-4	6-6	1	2	3	4	13	1	1	0	1	30			
04	Davonte Davis	0-3	0-3	2-2	0	3	3	2	2	2	0	0	1	30			
15	Makhi Mitchell	7-9	0-0	4-6	2	3	5	4	18	1	4	4	0	27			
24	Jeremiah Davenport	3-4	2-3	0-0	0	2	2	1	8	1	0	0	0	16			
	Team				1	2	3										
	Totals	30-67	4-20	24-27	9	30	39	20	88	9	16	9	6	225			

FG % 1st Half: 17-33 51.5% 2nd half: 9-27 33.3% OT: 4-7 57.1% Game: 30-67 44.8% Deadball Rebounds 1
 3FG % 1st Half: 2-8 25.0% 2nd half: 1-9 11.1% OT: 1-3 33.3% Game: 4-20 20.0%
 FT % 1st Half: 6-8 75.0% 2nd half: 13-13 100.0% OT: 5-6 83.3% Game: 24-27 88.9%

Alabama 92 • 21-10,13-5 SEC

#	Player	Total			3-Ptr			Rebounds			PF	TP	A	TO	Blk	Stl	Min
		FG-FGA	FT-FTA	FT-FTA	FG-FGA	FT-FTA	Off	Def	Tot								
02	Grant Nelson	6-11	1-4	1-2	3	10	13	4	14	1	1	3	2	30			
23	Nick Pringle	2-6	0-0	6-10	2	8	10	2	10	3	2	2	2	36			
01	Mark Sears	7-16	3-7	5-7	0	1	1	3	22	6	0	0	1	42			
12	Latrell Wrightsell J	8-12	4-8	0-0	0	3	3	4	20	2	1	0	2	39			
55	Aaron Estrada	4-14	0-5	2-2	1	3	4	1	10	7	5	0	2	40			
04	Davin Cosby Jr.	0-1	0-1	0-0	0	1	1	0	0	2	0	0	0	4			
10	Mouhamed Dioubate	1-2	0-0	0-0	0	0	0	0	2	0	0	1	0	4			
11	Mohamed Wague	0-1	0-0	0-0	2	1	3	2	0	0	0	1	0	4			
15	Jarin Stevenson	1-4	0-1	2-2	0	0	0	2	4	0	0	1	0	12			
24	Sam Walters	4-8	1-4	1-2	1	1	2	1	10	0	0	0	0	14			
	Team				5	2	7										
	Totals	33-75	9-30	17-25	14	30	44	19	92	19	11	8	9	225			

FG % 1st Half: 12-33 3

BOX SCORES

GAME 32			66 ARKANSAS	35 31	66 80	
			15/16 South Carolina	38 42	80	
Mar. 14, 2024 • Nashville, Tenn. • Bridgestone Arena						

Arkansas 66 • 16-17

#	Player	Total			3-Ptr			Rebounds			PF	TP	A	TO	Blk	Stl	Min
		FG-FGA	FG-FGA	FT-FTA	FG-FGA	FG-FGA	FT-FTA	Off	Def	Tot							
02	Trevon Brazile	f	2-5	2-4	2-2	0	2	2	4	8	0	1	0	0	0	20	
08	Chandler Lawson	f	1-4	0-1	0-0	0	2	2	1	2	1	1	0	1	17		
00	Khalif Battle	g	7-12	1-4	5-5	0	7	7	2	20	2	3	1	1	40		
03	Ei Ellis	g	0-2	0-1	0-0	0	0	0	0	0	1	0	0	2	15		
12	Tramon Mark	g	1-4	0-1	0-0	1	2	3	2	2	3	1	0	0	35		
04	Davonte Davis	g	4-6	0-1	0-0	1	2	3	0	8	0	3	0	1	21		
11	Jalen Graham	g	5-6	0-0	1-2	1	2	3	4	11	4	1	2	0	20		
15	Makhi Mitchell	g	7-11	0-0	1-1	1	4	5	3	15	1	2	1	0	26		
24	Jeremiah Davenport	g	0-2	0-1	0-0	0	1	1	0	0	0	0	1	0	6		
	Team					0	0	0									
Totals			27-52	3-13	9-10	4	22	26	16	66	12	14	5	5	200		

FG % 1st Half: 14-26 53.8% 2nd half: 13-26 50.0% Game: 27-52 51.9% Deadball Rebounds 1
 3FG % 1st Half: 3-8 37.5% 2nd half: 0-5 0.0% Game: 3-13 23.1%
 FT % 1st Half: 4-4 100.0% 2nd half: 5-6 83.3% Game: 9-10 90.0%

South Carolina 80 • 26-6

#	Player	Total			3-Ptr			Rebounds			PF	TP	A	TO	Blk	Stl	Min
		FG-FGA	FG-FGA	FT-FTA	FG-FGA	FG-FGA	FT-FTA	Off	Def	Tot							
02	B.J. Mack	f	5-9	2-4	7-7	1	8	9	3	19	2	1	0	0	25		
30	Collin Murray-Boyles	f	11-15	0-0	2-3	3	4	7	4	24	2	0	0	4	30		
05	Meechie Johnson	g	3-10	0-4	0-0	2	1	3	2	6	1	1	0	0	29		
12	Zachary Davis	g	4-7	0-1	0-3	1	1	2	3	8	4	2	0	1	25		
55	Ta'lon Cooper	g	4-6	0-2	3-4	2	3	5	0	11	3	1	0	1	35		
00	Ebrima Dibba	g	0-0	0-0	1-3	0	1	1	0	1	0	0	0	0	2		
01	Jacobi Wright	g	0-5	0-1	0-0	0	2	2	0	0	3	0	0	0	22		
10	Myles Stute	g	1-3	1-3	0-0	0	1	1	1	3	1	0	0	0	12		
15	Morris Ugusuk	g	0-0	0-0	0-0	0	0	0	1	0	0	3	0	0	6		
33	Josh Gray	g	4-6	0-0	0-1	2	0	2	1	8	2	0	0	0	14		
	Team					1	0	1									
Totals			32-61	3-15	13-21	12	21	33	15	80	18	8	0	7	200		

FG % 1st Half: 15-32 46.9% 2nd half: 17-29 58.6% Game: 32-61 52.5% Deadball Rebounds 3
 3FG % 1st Half: 1-9 11.1% 2nd half: 2-6 33.3% Game: 3-15 20.0%
 FT % 1st Half: 7-8 87.5% 2nd half: 6-13 46.2% Game: 13-21 61.9%

Officials: Vladimir Voyard-Tadal, Olandis Poole, Don Daily
 Technical fouls: Arkansas-TEAM, South Carolina-None.
 Attendance: 11638

Score by periods	1st	2nd	Total
Arkansas	35	31	66
South Carolina	38	42	80

	In	Off	2nd	Fast	Bench
Points	Paint	T/O	Chance	Break	
ARK	38	9	6	6	34
USC	52	17	19	10	12


Last FG - ARK 2nd-00:22, USC 2nd-02:11.
 Largest lead - ARK by 8 1st-16:04, USC by 21 2nd-02:11.
 ARK led for 13:19, USC led for 25:33. Game was tied for 01:08.

Score tied - 4 times.
 Lead changed - 13 times.



SIDNEY MONCRIEF

One of the famed "Triplets" that led Arkansas to the 1978 Final Four and five-time NBA All-Star, Moncrief was inducted to the College Basketball Hall of Fame in 2019 and the Naismith Memorial Basketball Hall of Fame in 2020.



IN THIS SECTION

Bud Walton Arena / Nolan Richardson Court	88
Bud Walton Arena Record/Attendance By Year	89
Bud Walton Record Crowds / Arenas Records.....	90
Bud Walton Arena Records	91
Barnhill Arena Record By Year	92
History	93-95
Memorable Games	96-105
- 1994 National Champions	106-107
- Final Fours	108
- NCAA Leaders	103
All-Americans	106-107
SEC Honors	108-109
SWC Honors	110
Regional Honors	111
NCAA / National Honors.....	112-113
Letterwinners.....	114-116
Razorbacks By Their Numbers	117-119
Arkansas in the Final Polls.....	120-121
Razorbacks In The NBA	122-26
Razorbacks in Halls of Fame	127-28



THE BASKETBALL PALACE OF MID-AMERICA

Arkansas has played in Bud Walton Arena - The Basketball Palace of Mid-America - for 31 years and has drawn more than eight million fans. In that time, it has ranked among national attendance leaders every season and the Hogs have won 81 percent of their home games.

When Arkansas joined the Southeastern Conference in August of 1990, then-Razorback Athletic Director Frank Broyles knew the athletic facilities had to be upgraded to contend in America's most nationally competitive league.

His attention turned immediately to basketball. The Hogs were very successful, coming off a Final Four trip earlier that year, but had just a 9,000-seat home, Barnhill Arena.

One day, Bud Walton, co-founder of Walmart, visited Broyles and asked him what Arkansas needed most to be competitive in the SEC. Broyles mentioned the need for additional basketball seats and was asked by Walton what a new arena would cost. The figure \$30 million was discussed and Walton offered to pay half. From that visit, Bud Walton Arena was born.

Groundbreaking to grand opening was accomplished in a remarkable 18 months. The Razorbacks' first official game in Bud Walton came on Nov. 29, 1993, a 93-67 win over Murray State. A few days later (Dec. 2), the facility was officially dedicated in a 120-68 win over Missouri. Everything went perfectly during the first full year. Not only did Arkansas sell out the arena, the Razorbacks were unbeaten in their new home (16-0) and won the 1994 National Championship.

Through 31 seasons in Bud Walton Arena, the Hogs carry a 430-100 (.817) record and over 8.4 million have come through the doors. Arkansas has ranked in the top 30 nationally in attendance every year in BWA.

Arkansas led the NCAA in total attendance in 2020-21 and 2021-22. The 2021-22, 2022-23 and 2023-24 seasons were sellouts before the first game was played all three years. On Feb. 8, 2022, a then record crowd of 20,327 saw the Razorbacks upset top-ranked Auburn. Then, on Nov. 29, 2023, that number was bettered when 20,344 saw Arkansas beat #7 Duke as part of the SEC/ACC Challenge.

Entering the 2023-24 campaign, Arkansas has a combined mark of 734-194 in its last two home arenas for an outstanding home winning percentage of .791 over the last 67 years.

Bud Walton Arena houses the **TOMMY BOYER HALL OF CHAMPIONS** that includes a tribute to Arkansas' 1994 NCAA Championship and multiple Final Four appearances



as well as the history of Razorback basketball.

Enhancements prior to the 2009 season included the addition of courtside seating, electronic signage at the scorer's table, new retractable seats in the lower level, electronic ribbon boards along the bottom of the upper deck, replacing the Razorback on the court with the classic Razorback logo and opening up the student section by converting it from chairback seats to benches.

Eight suites were added prior to the 2008 season, raising the total to 47.

The Razorbacks received an expanded locker room in 2005, which was redesigned in 2012 and includes a lounge with a spacious meeting area.

In the summer of 2015, a \$4 million investment was made to the arena to maximize fan experience. Fans will immediately notice a new center hung video board with four LED displays that will give Bud Walton Arena the largest video display of any basketball facility in the

country. To go along with the visual enhancements, a brand new sound system was also installed to enhance volume and clarity for every seat in the arena.

As captivating as the displays, museum and championship banners are, the aspect of the facility demanding the most attention is spirit. Every game still produces an NCAA Tournament-type atmosphere with the exception of the crowd, which is anything but neutral.

According to Rosser International in Atlanta, when the arena was built, there were more seats in less space than in any such facility in the world. It's no wonder the noise level can be absolutely ear-splitting.

From pre-game to post-game, Bud Walton Arena is perfectly choreographed with the band, the spirit groups, the lighting system, the public address, the scoreboard and the team. Each game at Bud Walton Arena is a rich experience, leaving Razorback fans hungry for more.



NOLAN RICHARDSON COURT

The University unveiled Nolan Richardson Court at Bud Walton Arena on October 20, 2019, prior to a season-opening exhibition game with Arkansas-Little Rock. Arkansas won the game 79-64 on the newly-named court.

Leading up to that win, on March 28, 2019 the University of Arkansas System Board of Trustees unanimously approved a resolution to name the court at Bud Walton Arena for Hall of Fame and legendary University of Arkansas head men's basketball coach Nolan Richardson.

Richardson was 389-169 in 17 seasons as Arkansas head coach and set a school record for wins. Among his many honors are NABC and Naismith Coach of the Year (1994), USBWA Most Courageous Award (1995), University of Arkansas Sports Hall of Honor (1996), Arkansas Sports Hall of Fame (1998), College Basketball Hall of Fame (2008), the Naismith Memorial Basketball Hall of Fame (2014) and NAIA Hall of Fame (2023). He was honored with a banner in the rafters of Bud Walton Arena on Feb. 24, 2015.

He led the Razorbacks to 13 NCAA Tournament appearances including six Sweet 16's (1990, 1991, 1993, 1994, 1995, 1996), four Elite Eights (1990, 1991, 1994, 1995), three Final Fours (1990, 1994, 1995) a national runner-up finish (1995) and the 1994 NCAA Championship.


In Richardson's 22 combined years as a head coach at the collegiate level - at Western Texas Junior College, the University of Tulsa and the University of Arkansas - he compiled a record of 508-206 (.711) and became the only head coach in college basketball history to win a National Junior College Championship, NIT Championship and NCAA Championship.





ARKANSAS' ALL-TIME RECORD AT BWA

Year	Record	SEC Record	Attendance	Average	Natl Rk (Avg.)
1993-94	16-0 (1.000)	8-0 (1.000)	322,146	20,134	4th
1994-95	14-1 (.933)	7-1 (.875)	301,212	20,081	4th
1995-96	14-4 (.778)	6-2 (.750)	346,698	19,261	5th
1996-97	15-3 (.833)	6-2 (.750)	329,540	18,308	5th *
1997-98	15-0 (1.000)	8-0 (1.000)	291,089	19,406	4th
1998-99	14-2 (.875)	6-2 (.750)	292,704	18,294	5th
1999-00	9-5 (.643)	5-3 (.625)	249,300	17,807	6th
2000-01	16-2 (.889)	7-1 (.875)	292,057	16,225	9th
2001-02	11-5 (.688)	5-3 (.625)	241,033	15,065	13th
2002-03	8-8 (.563)	3-5 (.375)	236,638	14,790	14th
2003-04	10-6 (.625)	4-4 (.500)	236,676	14,792	13th
2004-05	13-3 (.813)	5-3 (.625)	252,608	15,788	9th
2005-06	15-1 (.938)	7-1 (.875)	239,336	14,958	12th
2006-07	13-3 (.813)	5-3 (.625)	267,520	16,720	9th
2007-08	15-1 (.938)	7-1 (.875)	274,360	17,148	8th
200-09	12-6 (.667)	2-6 (.250)	288,781	16,043	11th
2009-10	12-9 (.571)	5-3 (.625)	276,821	13,182	25th
2010-11	15-3 (.833)	5-3 (.625)	216,398	12,022	29th
2011-12	17-3 (.850)	5-3 (.625)	262,329	13,116	23rd
2012-13	17-1 (.944)	9-0 (1.000)	251,968	13,998	20th
2013-14	17-2 (.894)	7-2 (.778)	269,838	14,202	21st
2014-15	16-2 (.889)	7-2 (.778)	283,485	15,750	11th
2015-16	13-4 (.764)	6-3 (.667)	258,705	15,218	12th
2016-17	15-3 (.833)	6-3 (.667)	274,446	15,247	12th
2017-18	15-2 (.882)	7-2 (.778)	275,084	16,181	9th
2018-19	12-6 (.667)	5-4 (.556)	275,012	15,278	11th
2019-20	14-4 (.778)	5-4 (.556)	278,632	15,480	12th
2020-21	16-1 (.941)	8-1 (.889)	72,822 ^ #	4,284 ^	1st #
2021-22	17-1 (.944)	8-1 (.889)	346,727 % #	19,263	3rd #
2022-23	13-3 (.813)	6-3 (.667)	307,200 #	19,200	3rd #
2023-24	11-6 (.647)	4-5 (.444)	327,544 #	19,267	3rd #
Totals	430-100 (.811)	178-73 (.709)	8,438,330	15,921	



BUD WALTON, a co-founder of Walmart, was the key contributor to Arkansas' world-class facility.


* - National rank based on regular-season average of 19,321
 % - led NCAA In total attendance

^ - 25% capacity was the max due to COVID-19 protocols
 # - based on games played in Bud Walton Arena only



LARGEST CROWDS

Rk	Attendance	Opponent	Date
1.	20,344	Duke	11/29/23
2.	20,237	Auburn	02/08/22
3.	20,320	Kentucky	01/26/97
4.	20,298	Auburn	02/24/99
	20,298	Kentucky	01/29/95
6.	20,275	Alabama	01/24/98
7.	20,274	Georgia	03/03/01
8.	20,272	Auburn	03/04/95
9.	20,270	Cincinnati	12/09/95
10.	20,268	Kentucky	01/29/05
	20,268	Alabama	01/24/95
12.	20,266	Kentucky	02/25/01
13.	20,264	LSU	01/31/95
14.	20,262	Alabama	02/16/94
15.	20,260	Memphis	02/09/95
16.	20,258	Missouri	12/06/97
	20,258	Ole Miss	02/18/95
18.	20,256	Missouri	12/05/95
19.	20,248	Ole Miss	02/05/98
	20,248	Alabama	02/28/96
21.	20,246	Vanderbilt	02/01/94
22.	20,242	Mississippi State	01/11/95
	20,242	Auburn	02/21/98
	20,242	Tulsa	12/23/94
25.	20,230	Florida	02/12/94
26.	20,224	Mississippi State	03/05/94
27.	20,214	Tennessee	01/07/95
28.	20,212	Missouri	12/2/93
29.	20,208	Louisville	12/21/96
	20,208	Auburn	02/26/94
	20,208	LSU	01/11/94
32.	20,202	South Carolina	02/18/98
33.	20,198	Kentucky	02/20/99
34.	20,190	Georgia	02/15/97
35.	20,186	Providence	01/23/99
36.	20,184	Mississippi State	02/13/99
	20,184	Delaware State	12/11/93
38.	20,168	Georgia	01/16/99
	20,168	Montevallo	02/25/95
40.	20,164	Vanderbilt	02/07/98
41.	20,162	Mississippi State	01/20/96
42.	20,158	LSU	01/30/96
43.	20,118	South Carolina	01/22/94
44.	20,114	LSU	01/27/99
	20,104	Ole Miss	01/09/98
	20,104	LSU	01/11/97
	20,104	Arizona	11/17/95
48.	20,102	Murray State	12/10/94
49.	20,098	Texas Southern	12/28/93
50.	20,096	Ole Miss	01/05/94
51.	20,084	Jackson State	12/18/93
52.	20,068	Tennessee	02/02/99
53.	20,048	Murray State	11/29/93
54.	20,034	Montevallo	02/05/94
55.	20,018	Florida A&M	12/21/94
56.	20,014	Centenary	12/06/94
57.	20,008	SMU	01/03/94
58.	20,006	Memphis	02/01/97
59.	20,002	UL Monroe	11/15/95



CORLISS WILLIAMSON led Arkansas in scoring in the final game at Barnhill Arena (19 pts) and the first game at Bud Walton Arena (13 pts).

HOME GAME RECORDS

BOTH BARNHILL ARENA AND BUD WALTON ARENA

POINTS:	Individual:	51, Rotnei Clarke vs. Alcorn State, 11/13/10
	Team:	166, vs. U.S. International, 12/09/89
	Combined Teams:	267 (UA 166, U.S. International 101), 12/09/89
FG MADE:	Individual:	20, Dean Tolson vs. Texas A&M, 03/02/74
	Team:	68, vs. U.S. International, 12/09/89
	Combined Teams:	108 (UA 68, U.S. International 40), 12/09/89
FG ATTS.:	Individual:	36, Dean Tolson vs. Texas A&M, 03/02/74
	Team:	101, vs. U.S. International, 12/09/89
	Combined Teams:	201 (UA 97, Western Kentucky 104), 12/03/74
FT MADE:	Individual:	22, Martin Terry vs. Texas A&M, 01/22/72
	Team:	55, vs. Rice, 02/05/72
	Combined Teams:	96 (UA 55, Rice 41), 02/05/72
REBOUNDS:	Individual:	23, Nick Davis vs. Jackson State, 11/21/97
	Team:	77, vs. Jackson State, 11/22/02
	Combined Teams:	114 (UA 50, Western Kentucky 64), 02/03/74



ARKANSAS TEAM

Points: 142 vs. Mississippi Valley State, 11/25/20
 • Points First Half: 71 vs. Alcorn State, 11/13/09
 • Points Second Half: 81 vs. Mississippi Valley State, 11/25/20
 Field Goals Made: 57 vs. Troy State (57-99), 12/10/96
 Field Goals Att.: 99 vs. Troy State (57-99), 12/10/96
 Field-Goal Pct.: .659 vs. Delaware State (27-41), 12/07/09
 3-Pointers Made: 21 vs. Troy State (21-37), 12/10/96 *
 3-Pointers Att.: 54 vs. North Texas (19-54), 12/30/98 *
 3-Point Pct. (Min. 15 att.): .667, 2x,
 vs. Miss State (16-24) 1/9/16 **AND** vs. Western Carolina (14-21), 12/7/98
 Free Throws Made: 48 vs. Ole Miss (48-53), 1/17/04
 Free Throws Att.: 54, vs. LSU (36-54), 03-04-20
 Free-Throw Pct. (Min. 15 att.): .950 vs. Ole Miss (19-20) 03/05/14
 Total Rebounds: 77 vs. Jackson State, 11/22/02
 •Offensive Rebounds: 30, 2x,
 vs. Northeastern Ill., 11/16/97 **AND** vs. Alcorn State, 12/3/95
 • Defensive Rebounds: 48 vs. Jackson State, 11/22/02
 Personal Fouls: 35 vs. Cincinnati, 12/9/95
 Assists: 40 vs. Troy State, 12/10/96
 Turnovers: 31 vs. Alcorn State, 12/3/95
 Blocked Shots: 18 vs. Missouri, 12/5/95 *
 Steals: 26 vs. La-Monroe, 11/25/00 *

OPPONENT TEAM

Points: 98, 3x,
 Florida, 2/18/12 **AND** Ole Miss, 2/4/09 **AND** Alabama, 2/28/96
 • Points First Half: 60, Alabama, 2/28/96
 • Points Second Half: 56, Jackson State, 11/30/94
 Field Goals Made: 36, Northwestern State (36-70), 12/28/14
 Field Goals Att.: 93, Centenary (34-93), 12/6/94
 Field-Goal Pct.: .652, Auburn (33-54), 2/17/16
 3-Pointers Made: 17, Florida (17-31), 1/14/98
 3-Pointers Att.: 40, Jackson State (13-40), 11/21/97
 3-Point Pct. (Min. 15 att.): .652, Auburn (15-23), 2/17/16
 Free Throws Made: 38, Missouri (38-47), 12/15/95
 Free Throw Att.: 52, Ole Miss (32-52), 1/9/99
 Free-Throw Pct. (Min. 10 att.): 1.000, Florida (14-14), 2/16/21
 Total Rebounds: 56, Georgia, 1/29/19
 • Offensive Rebounds: 28, LSU, 1/11/97
 • Defensive Rebounds: 41, Missouri, 1/2/21
 Personal Fouls: 38, Northeastern Illinois, 11/16/97
 Assists: 23, Vanderbilt, 2/7/98
 Turnovers: 42, 2x,
 Bethune-Cookman, 12/2/97 **AND** Grambling, 12/31/00
 Blocked Shots: 12, Ole Miss, 2/5/11
 Steals: 18, Alcorn State, 12/3/95

ARKANSAS INDIVIDUAL

Points: 51, Rotnei Clarke vs. Alcorn State, 11/13/09
 Field Goals Made: 15, Rotnei Clarke (15-21) vs. Alcorn State, 11/13/09
 Field Goals Att.: 28, Pat Bradley (11-28) vs. North Texas, 12/30/98
 Field-Goal Pct. (Min. 8 att.): 1.000, 3x, *
 Daniel Gafford (8-8) vs. Montana State 11/21/18
 Moses Kingsley (8-8) vs. Southern University, 11/13/15
 Lee Wilson (9-9) vs. Montevallo, 2/25/95
 3-Pointers Made: 13, Rotnei Clarke (13-21) vs. Alcorn St., 11/13/09 * **#**
 3-Pointers Att.: 24, Pat Bradley (10-24) vs. North Texas, 12/30/98 * **#**
 3-Point Pct. (Min. 6 att.): 1.000, Patrick Beverley (6-6) vs. Auburn, 3/8/08
 Free Throw Made: 18, Mason Jones (18-21) vs. Mississippi State, 2/15/20
 Free Throw Att.: 22, Corliss Williamson (17-22) vs. Ole Miss, 2/18/95
 Free-Throw Pct. (Min. 10 att.): 1.000, 5x, *
 Isaiah Joe (12-12) vs. Tennessee, 2/26/20
 Dusty Hannahs (10-10) vs. Evansville, 12/8/15
 Alandise Harris (11-11) vs. SMU, 11/18/13
 Julysses Nobles (10-10) vs. Auburn, 1/25/11
 Kareem Reid (14-14) vs. Memphis, 12/19/98
 Total Rebounds: 23, Nick Davis vs. Jackson State, 11/21/97 *
 Offensive Rebounds: 12, Dionisio Gomez vs. Georgia, 1/18/03 (17 total)
 Defensive Rebounds: 15, Nick Davis vs. Jackson State, 11/21/97
 Assists: 15, 2x, *
 Dontell Jefferson vs. Portland St., 11/18/05
 Kareem Reid vs. Jackson State, 11/22/96
 Turnovers: 8, 3x,
 Sonny Weems vs. Missouri, 11/28/07
 Darian Townes vs. Tennessee, 2/24/07
 Sunday Adebayo vs. Cincinnati, 12/9/95
 Blocked Shots: 10, Steven Hill vs. Texas State, 12/6/05
 Steals: 8, Clint McDaniel vs. Florida A&M, 12/21/94



MASON JONES, the first Razorback to lead the SEC in scoring, scored 30-plus points seven times in Bud Walton Arena in 2020 including two games in the 40's. He scored 38 points versus Mississippi State, making a BWA-best 18 free throws as he led the NCAA in free throws made that year.

OPPONENT INDIVIDUAL

Points: 45, Jodie Meeks, Kentucky, 2/14/09
 Field Goals Made: 17, Jodie Meeks (17-24), Kentucky, 2/24/09
 Field Goals Att.: 29, Nate Driggers (13-29), Montevallo, 2/25/95
 Field-Goal Pct. (Min. 8 att.): 1.000, Adam Wing (8-8), Evansville, 12/08/15
 3-Pointers Made: 9, Bryce Brown (9-14), Auburn, 02/17/16
 3-Pointers Att.: 14, 4x,
 Bryce Brown, Auburn, 02/17/16
 Travis Bader, Oakland, 11/16/11
 Joe Ervin, North Texas, 12/30/98
 Aijay Foreman, Centenary, 12/6/94
 3-Point Pct. (Min. 6 att.): .714, Dan Cross (5-7), Florida, 2/12/94
 Free Throw Made: 18, Jason Sutherland (18-20), Missouri, 12/5/95
 Free Throw Att.: 20, 2x,
 Jason Sutherland (18-20), Missouri, 12/5/95
 Ansu Sesay (14-20), Ole Miss, 2/18/95;
 Free-Throw Pct. (Min. 10 att.): 1.000, 2x,
 Jared Harper (11-11), Auburn, 02/27/18
 Deshon Taylor, Fresno State, 11/17/17
 Total Rebounds: 18, 2x,
 Kevin Samuel, TCU, 1/25/20
 Korvotney Barber, Auburn, 1/24/09
 Offensive Rebounds: 11, Sunday Adebayo, Memphis, 2/1/97
 Defensive Rebounds: 14, Jaime Lloreda, LSU, 1/6/04
 Assists: 12, Perth Robinson, Georgia, 1/18/95
 Turnovers: 12, Devin Gibson, Texas-San Antonio, 12/12/07
 Blocked Shots: 10, PJ Roberson, Grambling St., 11/26/11
 Steals: 8, Terry Conerway, Southwest Texas State, 12/21/02

MISCELLANEOUS

Overall Record: 430-100 (.811)
 SEC Record: 178-73 (.709)
 Most Combined Points: 215 vs. Centenary (Arkansas 121, Centenary 94)
 Arkansas 100-Point Games: 46
 Arkansas 90-Point Games: 115
 Opponent 100-Point Games: 0
 Biggest Victory Margin: 80 vs. Mississippi Valley State (142-62), 11/25/20
 Biggest Defeat Margin: 32 vs. Auburn (83-51), 01/06/24
 Longest Winning Streak: 30 games (Memphis 2/1/97-North Texas 12/30/98)
 Longest Losing Streak: 3 (6x, last from 1/29/20-2/15/20)
 Record vs. Ranked Teams: 45-33
 Record vs. Top 10 Teams: 18-11
 Record vs. Top Five Teams: 8-5
 Highest Ranked Team at BWA No. 1, Auburn 02/08/22
 Highest Attendance: 20,334 vs. Duke, 11/29/23
 Lowest Attendance: 7,096 vs. Indiana State, 3/18/14
 ^ 4,110 vs Abilene Christian, 12/22/20

NOTE: In 2020-21, Arena capacity was limited due to COVID-19 protocols

* UA Record || # SEC Record





THE RAZORBACKS were 322-105 in 36 seasons in Barnhill Arena, winning the final 26 Southwest Conference (SWC) games played there.

BARNHILL ARENA (First season 1954-55 • Final season 1992-93)

Year	Record	Conference	Avg. Att.	Year	Record	Conference	Avg. Att.
1955	7-2 (.778)	5-1 (.833)	NA	1978	12-0 (1.000)	7-0 (1.000)	6,305
1956	5-5 (.500)	5-1 (.833)	NA	1979	10-2 (.833)	6-2 (.750)	9,125
1957	6-4 (.600)	5-1 (.833)	NA	1980	12-0 (1.000)	8-0 (1.000)	9,129
1958	9-2 (.818)	6-1 (.857)	NA	1981	10-1 (.909)	7-1 (.875)	9,182
1959	5-4 (.556)	4-3 (.571)	NA	1982	11-0 (1.000)	8-0 (1.000)	9,198
1960	7-4 (.636)	4-3 (.571)	NA	1983	11-1 (.917)	7-1 (.875)	9,147
1961	8-2 (.800)	5-2 (.714)	NA	1984	11-0 (1.000)	8-0 (1.000)	8,840
1962	7-3 (.700)	4-3 (.571)	NA	1985	10-1 (.909)	7-1 (.875)	8,925
1963	6-3 (.667)	5-2 (.714)	NA	1986	4-7 (.364)	2-6 (.250)	8,641
1964	6-5 (.545)	4-3 (.571)	NA	1987	10-2 (.833)	6-2 (.750)	8,978
1965	5-5 (.500)	3-3 (.500)	NA	1988	11-1 (.917)	7-1 (.875)	8,725
1966	9-1 (.900)	6-1 (.857)	NA	1989	11-0 (1.000)	8-0 (1.000)	9,083
1967	3-5 (.375)	3-3 (.500)	NA	1990	10-1 (.909)	8-0 (1.000)	9,117
1968	5-4 (.556)	5-2 (.714)	NA	1991	13-1 (.929)	8-0 (1.000)	9,405
1969	5-5 (.500)	3-3 (.500)	NA	1992	10-1 (.909)	8-0 (1.000)	9,423
1970	3-4 (.429)	3-3 (.500)	NA	1993	9-2 (.818)	6-2 (.750)	9,435
1971	3-11 (.214)	0-7 (.000)	NA	Totals	322-105 (.754)	215-66 (.765)	8,916
1972	7-4 (.636)	4-3 (.571)	NA				
1973	9-5 (.643)	5-2 (.714)	NA				
1974	8-4 (.667)	5-2 (.714)	NA				
1975	12-2 (.857)	7-0 (1.000)	NA				
1976	11-1 (.917)	6-1 (.857)	NA				
1977	11-0 (1.000)	7-0 (1.000)	NA				

Note: Arkansas was a member of the Southwest Conference from 1924-91 and has been a member of the Southeastern Conference since 1992.

Note: Barnhill Arena's capacity was expanded from 5,000 to 6,200 in 1977 and to 9,000 in 1978.



Championships were a tradition at Arkansas long before the Razorbacks earned the national title in 1994. The '94 championship was the grandest of them all, but the NCAA trophy isn't exactly the only one on the shelf in the fabulous Bud Walton Arena museum.

In fact, Arkansas has made six trips to the NCAA Final Four and earned 31 bids to the NCAA Tournament.

In conference play, Arkansas has won 24 league championships with 22 coming in the Southwest Conference between 1926 and 1991. The Hogs won the Southeastern Conference crown in 1992, their first year in the league, after winning three straight SWC titles. The Hogs have also won seven league tournament crowns.

Since joining the SEC, Arkansas continues to be an upper-echelon program. The Razorbacks won overall titles in 1992 and 1994, Western Division titles in 1992, '93, '94 and '95, and won the tournament crown in 2000.

Arkansas has a long-standing tradition of winning in basketball. It started in the 1920s and has carried through to this time. Even though Arkansas didn't begin playing basketball until 1924, the Hogs won more SWC championships than any other school.

It didn't take long for the Hogs to have an impact on the SWC. Two years after starting the program, Arkansas won its first league championship. It was the first of five in a row. **Francis Schmidt**, Arkansas' first basketball coach, guided the Hogs to the 1926, '27, '28 and '29 titles. **Chuck Bassett** was the coach of the 1930 championship squad.

Wear Schoonover, Arkansas' first football All-American, captained the 1930 club. He earned All-SWC honors three times. In fact, the Razorbacks dominated the all-conference squads of the late 1920s. In 1928, Arkansas had four of the five All-SWC selections when **Glen Rose**, **Tom Pickell**, **Gene Lambert Sr.** and Schoonover were named all-league. Rose was also the first Razorback to earn All-America honors (1928), followed a year later by Pickell and Lambert.

The Hogs were loaded with all-conference talent during that time. Rose was a three-time All-SWC pick, as was Pickell. Lambert and **Rolla Adams** made it twice as did **Milan Creighton**.

From 1926 through 1929, Arkansas was a combined 60-5.

When Schmidt left Arkansas as coach, he went to league rival TCU and was tough to beat until the Razorbacks hired Rose as head coach.

Rose began another glorious run with a co-championship in 1935. The Hogs won SWC titles in '36, '38, '41 and '42. The 1936 Razorbacks almost represented the United States in the Olympics, winning four games in an Olympic playoff before losing to a team of all-stars from California in the semifinals of the tournament.

Jim Lee Howell, **Ike Poole**, **Taft Moody**, **Don Lockard**, **Jack Robbins**, **Howard Hickey** and **Johnny Adams** were the stars of their day. Adams was an All-American in 1941. He was Arkansas' fifth All-American, but the last one until **Martin Terry** made it in 1973.

From 1945-1950, Arkansas had four second-place finishes and shared the 1949 title. The Razorbacks then went through a mild recession before claiming a co-championship in 1958. By winning a playoff game against SMU, Arkansas qualified for the NCAA Tournament. It wasn't a pleasant experience. Oklahoma State, which featured Eddie Sutton as a player, downed the Hogs by 25, 65-40, and Oscar Robertson exploded for 58 points as the Hogs were drilled by Cincinnati, 97-62, in a consolation game.

As unpleasant as the tournament experience was, Arkansas would have loved to have gone back, but it didn't happen for 19 years. Not even Rose, who led the Hogs to the '58 title in his second stint as coach, could return Arkansas to glory. He retired following the 1966 season, but neither of his two successors, **Duddy Waller** or **Lanny Van Eman**, put a contender on the floor.

Van Eman did, however, bringing excitement to the game. His teams regularly scored in the 80s and 90s at a time when the traditional powers played games in the 60s. Van Eman recruited **Martin Terry** from junior college and Terry set school single-season scoring records that still stand. He averaged 28.3 points per game as a senior. Even though he played only two seasons, Terry still ranks among Arkansas' top 20 all-time scorers.

Unfortunately, Van Eman's teams usually gave up more points than they scored. Twice in 1971, Arkansas scored 100 or more points and lost.

Van Eman's second club managed to win 16 games, but only five came in SWC play. Arkansas and Baylor, which paired for a thrilling 111-110 Baylor victory the year before,



SCOTTY THURMAN'S clutch three-pointer with the shot clock winding down and 51 seconds left to play gave Arkansas a 73-70 lead in the 76-72 victory over Duke in the 1994 NCAA Championship game.



put on another wild show with the Razorbacks winning, 131-109, in Fayetteville, setting a league record for points scored by two teams in a conference game.

After the 1974 Hogs won just 10 games, **Frank Broyles**, newly appointed athletic director as well as an already established football coach, decided it was time to make a commitment to basketball. He turned things around by hiring **Eddie Sutton**.

Sutton caught the state's attention in his first season when the Razorbacks finished 17-9 and second in the SWC. By the time his second team finished its 19-9 campaign, construction workers were already renovating Barnhill Arena, a facility constructed in 1957.

The 1976 Hogs also featured the nucleus of what was to become one of the greatest teams in history. **Ron Brewer** and **Marvin Delph** were sophomores. **Sidney Moncrief** was a freshman and he quietly led the nation in field goal percentage (.665, 149-224), and Sutton knew he had something special.

With half of Barnhill's facelift completed before the 1977 season, a new wave of excitement swept through the entire state of Arkansas.

The Razorbacks blitzed through the SWC unbeaten, winning their first league title in 19 years. Brewer, Moncrief and Delph were the toast of the Ozarks. Arkansas finished 26-2, but lost in the first round of the NCAA Tournament when Moncrief fouled out, allowing Wake Forest to come from behind for a victory.

Expectations were high in 1978 and the Hogs didn't disappoint. For a week, the Razorbacks were even ranked No. 1 in the Associated Press poll. A loss at Houston after two victories earlier in the week dropped the Hogs from their position at the top.

Arkansas shared the SWC title with Texas, but was upset by Houston, again on a last-second shot at the SWC Tournament. Stunned, the Razorbacks returned home unsure of whether or not they would receive an at-large bid to the NCAA Tournament.

The Hogs got in and victories over Weber State and No. 2 UCLA thrust Arkansas into the regional finals. Brewer hit a long jumper with less than a minute to play and **Jim Counce** scored on a layup at the end to seal a 61-58 victory over Cal-Fullerton, sending the Hogs to the Final Four.

No. 1-ranked Kentucky ended Arkansas' dreams of a national title with a semifinal victory, but Brewer hit another of his patented buzzer shots in the third-place game, giving Arkansas a thrilling 71-69 victory over Notre Dame.

With All-American Brewer and the sleek-shooting Delph gone, Moncrief and **Steve Schall** were left to lead the 1979 Hogs. It was almost a repeat performance of 1978.

Moncrief was brilliant. He simply refused to allow his team to lose. After a brief midseason slump, Arkansas won 14 straight games, including two at the SWC Tournament and two in the NCAA Tournament. A victory over Louisville sent Arkansas into the Midwest Regional finals against No. 1-ranked Indiana State and superstar Larry Bird.

Arkansas could not stop Bird, but ISU could not contain Moncrief. In one of the greatest games in UA history, the Hogs suffered a 73-71 setback, when a last-second Sycamore shot bounced twice and fell in. Arkansas finished 25-5 and the Moncrief era was history.

Sutton won three more SWC titles and left behind a legacy, when his teams won 20 or more games nine years in a row. Arkansas played in the NCAA Tournament in each of those nine seasons, but never came close to returning to the Final Four. The Razorbacks even featured a team that had three future first-round NBA draft choices when **Scott Hastings**, **Darrell Walker** and **Alvin Robertson** played together. **Joe Kleine**, another future first-round NBA pick and member of the 1984 Olympic team, redshirted that year (1982).

When Sutton left for Kentucky after the 1985 season, Broyles turned a completely different direction when he hired **Nolan Richardson**. Richardson's teams were noted for defense, just as Sutton's were, but it was a different style of defense. Richardson's defense usually turned quickly to offense and his teams at Tulsa had led the nation in scoring.



The 1944 Razorback men's basketball team.

Inheriting a group of players recruited to play at a slower pace, Richardson had to bite the bullet as his first season resulted in a 12-16 finish. Then he started recruiting. His second team won 19 games and his third was 21-9. His 1989 squad won Arkansas' first SWC title since 1982 and breezed through the league tournament. Arkansas set school scoring records and downed Loyola-Marymount in the first round of the NCAA Tournament before bowing out to Louisville.

By then, Richardson's style and players had converted Razorback fans. Barnhill Arena was hopping every time the Hogs played. It wouldn't have taken a Final Four appearance for the state to go nuts, but when the Razorbacks reached the 1990 Final Four, the state went crazy.

The Hogs were SWC champs again and dominated the SWC Tournament for the second consecutive year. Triumphs over Princeton, Dayton, North Carolina and Texas sent the Razorbacks into the Final Four. A loss to Duke in the semifinals ended the season at 30-5.

It nearly happened again in 1991. Arkansas won a school-record 34 games before falling to Kansas in the Southeast Regional finals. Arkansas ended its history in the Southwest Conference by winning the final three regular season and tournament championships.

A new era was launched in 1991-92 and the Razorbacks didn't miss a beat. Arkansas won the Southeastern Conference title with a 13-3 record. Included were two victories over Shaquille O'Neal-led LSU and a big win at Kentucky. The **Todd Day-Lee Mayberry-Oliver Miller** era ended with a 26-8 season and another trip to the NAAs.

Day finished his career as the program's all-time leading scorer (2,395 pts) and second in steals (271) while Mayberry was third on the all-time scoring list (1,940 pts) and first in steals (291). Miller finished seventh on the career scoring list (now ninth with 1,674 pts), is the school's all-time leader in field goal percentage (.636) and is third in career rebounds (886).

After winning the SEC's Western Division in '93 and pushing North Carolina to the limit in a Sweet 16 loss to the eventual national champions, the Razorbacks enjoyed its best season ever in 1994. Arkansas won nearly everything possible. The Razorbacks were SEC champs, again sweeping LSU and winning at Kentucky, they made the school's fifth trip to the Final Four and completed their dream season by beating Arizona and Duke to win the national title.

A year later, Arkansas was No. 1 in all the preseason polls, but the Hogs stumbled early before making a late-season run. Arkansas repeated as Western Division champion, then downed Texas Southern, Syracuse, Memphis and Virginia to earn its sixth Final Four appearance.

A win over North Carolina in the semifinals allowed the Hogs to advance to the finals, but it was UCLA's year as the Bruins beat Arkansas for the 1995 crown.



With every starter gone from the back-to-back Final Four clubs, Arkansas was expected to struggle in 1996. Richardson, however, molded together a young team and the Hogs peaked late. Seeded 12th in the NCAA East Regional, Arkansas beat Penn State and Marquette to advance to the Sweet 16 before falling to top-ranked Massachusetts.

In 1997, Arkansas was forced to endure an NCAA inquiry, which proved fruitless, but it damaged the Hogs' recruiting. The streak of nine straight NCAA Tournament appearances ended but the Bud Walton Arena crowds were rejuvenated by three NIT games. Fans who never before had the opportunity to buy Razorback basketball tickets were able to attend and helped Arkansas advance to the NIT semifinals in New York.

It was back to the NAAs in 1998 as the Razorbacks, who got 10.4 points and an SEC-leading 9.8 rebounds per game from **Nick Davis**, won 24 games and reached the second round with a win over Nebraska.

Arkansas won its 10th straight NCAA Tournament first-round game in 1999 as **Pat Bradley** set school records for career three-point shooting (366-915, .400). **Derek Hood** recorded more double-doubles than anyone in Arkansas history (18) and also led the league in rebounding (10.3), and **Kareem Reid** broke Lee Mayberry's career record for assists (748).

The Razorbacks also had one of the most unique weeks in its basketball history. The final two home games came over a five-day span against No. 5 Kentucky and No. 2 Auburn. Never before had Arkansas played two top 10 teams at home in the same week. Arkansas beat UK, 74-70, and topped Auburn, 104-88.

Following an up-and-down season in 2000, Arkansas won four games in four days, including wins over No. 16 Kentucky, No. 10 LSU and No. 23 Auburn to win the school's first SEC Tournament title. **Brandon Dean** was the MVP after averaging 15.2 points in the title run. **Joe Johnson** was the 2000 SEC Newcomer of the Year and went on to be a 2001 honorable mention All-America and an NBA first-round draft pick.

The 2001 club rebounded from an 0-3 league start with a six-game winning streak late in the year to earn Arkansas' 13th NCAA Tournament appearance in 14 years and its 15th straight post-season tournament berth.

The Nolan Richardson era came to an end in 2002 when he was released from his contract. The Razorbacks dropped to 14-15, including a 13-14 mark under Richardson. Mike Anderson was 1-1 as interim head coach for the last two games of the season.

Stan Heath rebuilt the roster with recruiting classes ranked as high as No. 13 by Rivals.com in 2004 and No. 7 by Hoop Scoop in 2003. In 2005, the Razorbacks won the Paradise Jam tournament title and went 18-12.

In 2006, Heath had Arkansas back in the NCAA Tournament, going 22-10 behind honorable mention All-American **Ronnie Brewer** (18.4 ppg), All-SEC guard **Jonathon Modica** (16.1 ppg) and SEC Sixth Man of the Year **Eric Ferguson** (8.1 ppg).

Arkansas earned another NCAA bid in 2007. The Razorbacks won the Old Spice Classic, reached the finals of the SEC Tournament and recorded the 27th 20-win season in school history by finishing 21-14. **Patrick Beverley** (13.9 ppg, 4.5 rpg) was the SEC Newcomer and Freshman of the year, and **Steven Hill** (6.2 ppg, 2.8 blocks) the SEC Defensive Player of the Year.

John Pelphrey, an honorable mention All-American as a player at Kentucky, became head coach for the 2008 season. His background included playing for Eddie Sutton and Rick Pitino at Kentucky, and working as an assistant coach for Sutton at Oklahoma State, and Billy Donovan at Marshall and Florida.

Pelphrey's first Razorback team went 23-12, was 6-2 against ranked teams, reached the finals of the SEC Tournament and advanced to the second round of the NCAA Tournament with a win over No. 24 Indiana. **Sonny Weems** (15.0 ppg, 4.5 rpg) was first-team All-SEC and won the College Slam Dunk championship.

The Razorbacks ushered in a new (old) style of basketball with the hiring of longtime Razorback assistant **Mike Anderson** for the 2011-12 campaign. Anderson left the program in 2002 when Richardson departed and went on to highly successful head coaching stints at UAB and Missouri before returning to Arkansas.

The Razorbacks were 169-102 in Anderson's eight seasons and made five postseason tournament berths – three in the NCAA (2015, 2017 and 2018) and two in the NIT (2014 and 2019). Anderson, who did not have a losing record in his tenure, also produced NBA draft picks **Bobby Portis** and **Daniel Gafford**.

Eric Musselman was named Arkansas' 13th head men's basketball coach on April 7, 2019 and introduced to the fans on April 8. In his first season, the Razorbacks won 20 games before the season was cut short during the SEC Tournament due to CO-VID 19 pandemic. Under his guidance, Arkansas led the NCAA in 3-point field goal percentage defense (.272) and **Mason Jones** led the NCAA in free throws made (232) and attempted (282) – both school records. Jones was also voted honorable mention All-America and 2020 AP SEC co-Player of the Year as he was the first Razorback to lead the SEC in scoring (22.0 ppg). **Isaiah Joe** was drafted by the 76er and Jones played with both the Rockets and 76ers.

Year two and three under Musselman saw the program reach heights it had not attained since mid 90's. The Razorbacks won 25 and 28 games, respectively, reached back-to-back NCAA Elite 8's and finished ranked among the nation's top 10 each year. **Moses Moody** was voted honorable mention All-America, the SEC Freshman of the Year, first team All-SEC and became the program's first ever "one-and-done." The following year **JD Notae** was consensus third team All-America and **Jaylin Williams** was drafted by the Oklahoma City Thunder.

In 2022-23, Arkansas reached its third straight Sweet 16, beating top-seed Kansas in the second round, and saw three "one-and-dones" in **Anthony Black** (#6 overall pick), **Nick Smith Jr.** (#27 pick), and **Jordan Walsh** (#38 pick), while All-SEC pick **Ricky Council IV** signed a two-way, free agent deal.

The program moved to uncharted territory on April 10, 2024 when Hall of Fame coach **John Calipari** was named head coach.



John Calipari was named the Razorbacks' 14th head coach on April 10, 2024.



The history of Razorback basketball is filled with thrilling and even heart-stopping moments. The Final Four, conference championships and last-second, game-winning jumpers shape the memories of the "greatest" moments in Arkansas history. These are a few selected memorable games:

No. 2 ARKANSAS 76, No. 6 DUKE 72

NCAA Championship Game

April 4, 1994, at Charlotte, N.C.

Despite Arkansas' incredible basketball success through the years, the Razorbacks had never played for the national championship until their battle with Duke at the Charlotte Coliseum. The Hogs had been ranked No. 1 much of the year, but Duke had won two national titles in the three previous seasons and had defeated Arkansas in the 1990 Final Four at Denver.

Duke controlled the tempo in the first half and Corliss Williamson, who had been nearly unstoppable in the entire tournament, missed his first five shots for the Razorbacks. The Blue Devils led by as many as five points in the opening period, but Scotty Thurman drilled a late three-pointer to give Arkansas a 34-33 halftime advantage.

Corey Beck hit a short jumper early in the second half to give the Hogs a 38-35 lead, but Duke scored 13 unanswered points and suddenly led 48-38 with 17:09 left. While the surge left Duke fans roaring their approval, it also sped up the tempo of the game. The Razorbacks trailed but actually had the Blue Devils right where they wanted them.

Playing at a quicker pace, Arkansas caught up in less than five minutes. When Al Dillard drilled a three with 8:08 remaining to give Arkansas a five-point lead, it looked like momentum had swung to the Hogs for good. Duke fought back and tied the game at 65-65 and finally 70-all with 1:29 remaining. The Razorbacks took a timeout.

When Dwight Stewart fumbled a pass, he quickly passed it out to Thurman with the shot clock winding down. Thurman had no choice but to shoot. As his shot was narrowly clearing the outstretched hand of Antonio Lang, the shot clock hit zero. The shot, though, was true. It was a dagger to the hearts of the Blue Devils and surpassed U.S. Reed's halfcourt jumper against Louisville as the most famous shot in Arkansas history.

Duke never recovered. Three free throws in the final seconds clinched the 76-72 victory that gave Arkansas the 1994 national championship.

Arkansas 76, Duke 72

Final Four • National Championship Game • April 4, 1994
Charlotte Coliseum • Charlotte, N.C. • Att.: 23,674

Duke		Tot-FG		3-Pt		FT		FTA		Rebounds			PF	TP	A	TO	BLK	S	MIN
#	Player	FG	FGA	FG	FGA	FT	FTA	OF	DE	Tot	PF	TP	A	TO	BLK	S	MIN		
21	Antonio Lang *	6	9	0	0	3	3	3	2	5	5	15	3	5	1	0	34		
33	Grant Hill *	4	11	1	4	3	5	1	13	14	3	12	6	9	3	3	38		
44	Cherokee Parks *	7	10	0	0	0	1	3	4	7	3	14	0	0	2	0	30		
5	Jeff Capel *	6	16	2	6	0	0	1	4	5	3	14	4	6	0	1	35		
20	Chris Collins *	4	11	4	8	0	0	0	0	0	1	12	1	1	1	1	34		
3	Marty Clark	1	6	0	2	1	2	1	0	1	2	3	3	2	0	0	15		
52	Erik Meek	1	2	0	0	0	0	3	4	7	1	2	0	0	0	0	14		
TEAM Totals		29	65	7	20	7	11	14	30	44	18	72	17	23	7	5	200		

FG%	1st Half: 15-39 .484	2nd Half: 14-34 .412	Game: .446	DEADBALL REBOUNDS
3-Pt. FG%	1st Half: 2-9 .222	2nd Half: 5-11 .455	Game: .350	REBOUNDS
F Throw%	1st Half: 1-3 .333	2nd Half: 6-8 .750	Game: .636	1

Arkansas		Tot-FG		3-Pt		FT		FTA		Rebounds			PF	TP	A	TO	BLK	S	MIN	
#	Player	FG	FGA	FG	FGA	FT	FTA	OF	DE	Tot	PF	TP	A	TO	BLK	S	MIN			
23	Ken Biley *	0	0	0	0	0	0	0	0	0	1	0	0	0	0	0	3			
34	Corliss Williamson *	10	24	0	0	3	5	7	1	8	3	23	3	5	2	2	35			
15	Dwight Stewart *	3	11	0	5	0	0	4	5	9	3	6	4	1	0	4	29			
14	Corey Beck *	5	11	0	1	5	8	2	8	10	3	15	4	3	0	1	35			
30	Scotty Thurman *	6	13	3	5	0	0	1	4	5	2	15	1	0	0	1	36			
12	Clint McDaniel	2	5	1	3	2	4	0	2	2	2	7	3	1	0	3	32			
44	Darnell Robinson	1	5	0	0	0	0	1	1	2	1	2	0	1	0	0	12			
3	Al Dillard	1	5	1	4	1	2	1	0	1	1	4	0	0	0	0	8			
22	Davor Rimac	0	1	0	0	0	0	0	0	0	0	0	0	1	0	0	5			
33	Lee Wilson	2	2	0	0	0	0	1	3	4	1	4	0	1	0	0	5			
TEAM Totals		30	77	5	18	11	19	2	1	3	19	25	44	17	76	15	12	3	11	200

FG%	1st Half: 16-38 .421	2nd Half: 14-39 .359	Game: .390	DEADBALL REBOUNDS
3-Pt. FG%	1st Half: 2-5 .400	2nd Half: 3-13 .231	Game: .278	REBOUNDS
F Throw%	1st Half: 0-0 .000	2nd Half: 11-19 .579	Game: .579	6

Technical fouls: None

Score by Periods	1st	2nd	Total
Duke	33	39	72
Arkansas	34	42	76



Corey Beck had 15 points, a team-high 10 rebounds and four assists in the championship game victory over Duke.



1994 NATIONAL CHAMPIONSHIP

Without a senior in the starting lineup, playing in the most palatial arena in college basketball with the President of the United States attending four games and led by a coach with a system that could not be drawn up on a blackboard, Arkansas vaulted into the elite of the elite when the Razorbacks won the 1994 NCAA Championship.

Construction workers built Bud Walton Arena in record time and the 19,200-seat showcase dazzled fans and opponents as much as the Razorbacks did. Sellout crowds each time the doors were opened watched the Hogs go 16-0 at home. Only one game, the 84-83 victory over LSU, was decided by fewer than 10 points. Arkansas won those 16 games by an average of 30 points.

Arkansas blitzed Murray State, 93-67, in the Bud Walton Arena opener on Nov. 29, but the building was dedicated a few nights later when Missouri came to Fayetteville for an ESPN showcase game. The Dec. 2 game was decided in the first few minutes as Arkansas roared to a 120-68 victory over a Missouri club that went unbeaten in the Big Eight and came within one victory of reaching the Final Four.

Ranked No. 1 nationally for 10 weeks during the regular season, the Hogs lost only twice during the regular campaign. Alabama beat Arkansas, 66-64, in Tuscaloosa, and Mississippi State edged the Hogs, 72-71, in Starkville.

Sophomores Corliss Williamson and Scotty Thurman carried much of the load, while junior Corey Beck was the blue collar leader. When the Hogs had to score, they went inside to Williamson, who averaged 20.4 points per game. He shot 62.6 from the field and 70 percent at the free throw line.

Thurman, though, was the last-minute hero. His three-pointer with seven seconds left gave Arkansas a one-point victory at Tennessee. He hit another three in the last 30 seconds to lift the Hogs past LSU at Baton Rouge in overtime.

Beck did much of the dirty work, defending with tenacity and leading the team in assists. He and junior Clint McDaniel were probably the best defensive guards in college basketball. Head coach Nolan Richardson certainly thought so. McDaniel also provided perimeter firepower, as did junior Dwight Stewart, Arkansas' fifth starter who was more a forward than a center.

Richardson used a deep bench to guide the Hogs to a 24-2 regular season finish. Al Dillard brought instant offense into any contest with his incredible three-point shooting range. He was Arkansas' third-leading scorer behind Williamson and Thurman (15.9 ppg) with an 8.9 average even though he played just more than 12 minutes a game. Roger Crawford, one of only two seniors on the squad, also brought instant firepower off the bench, but he was injured early in the NCAA Tournament run and was not available for the Final Four.

In his honor, UA players wore a No. 31 patch on their jerseys.

Freshmen Darnell Robinson and Lee Wilson, a pair of 6-11 centers, gave the Hogs size they didn't have in 1993 when they won 22 games and reached the Sweet 16 before falling to eventual national champion North Carolina. Senior Ken Biley and junior Elmer Martin also made significant contributions.

When President Bill Clinton visited Bud Walton Arena for a Dec. 28 blowout of Texas Southern, no one realized it would be a preview of later visits to the NCAA Tournament. The nation's most recognizable Razorback fan later appeared on the cover of Sports Illustrated wearing sweats presented by Richardson.

A 13-game winning streak was snapped by Kentucky in the SEC Tournament, but the Razorbacks were still seeded first in the Midwest Regional at Oklahoma City. Williamson scored 24 points and had seven rebounds in a 94-79 first-round victory over North Carolina A&T. He followed with 21 points and Robinson, making a surprise start, added 13 in the 85-73 second-round win over Georgetown.

Earlier in the year, Tulsa gave Arkansas a scare before the Hogs won in overtime, 93-91, in Tulsa. The Golden Hurricane surprised UCLA and Oklahoma State to reach the Sweet 16 with Arkansas in Dallas. This one was no contest as Williamson and Thurman scored 21 each, and McDaniel 19 in a 103-84 victory.

Michigan was Arkansas' regional final foe and the Hogs could not contain Juwan Howard, but neither could the Wolverines handle Thurman. With Williamson smothered by Michigan's inside defense and held to 12 points, Thurman tossed in 20 as Arkansas reached the Final Four with a 76-68 win attended by President Clinton.

By the time the Hogs arrived at Charlotte, N.C., they were a confident bunch. They also had been somehow convinced by Richardson that they were not nationally respected, even though they had been ranked No. 1. Arizona was the semifinal opponent and the Wildcat guards, Damon Stoudamire and Khalid Reeves, were billed as the top offensive guards in the nation.

Beck and McDaniel were motivated to the hilt and smothered them. They combined to hit just 11 of their 43 shots, including just two of 22 three-point attempts. Williamson scored 29 points and grabbed 13 rebounds, and the Hogs advanced to the championship game with a 91-82 victory.

An entire state stood still on April 4, 1994. Arkansas fans who could not be there (more than 3,000 made the trip to Charlotte) watched and listened in every corner of the state. President Clinton was there again, and so was Duke, the 1991 and '92 national champion.

After an airtight first half that ended with Arkansas holding a 34-33 lead, Duke jumped out to a 10-point advantage in the first three minutes of the second half. However, the pace of the game picked up during the run and it never slowed down. The Razorbacks took advantage and were even with the Devils less than five minutes later.

When Arkansas built a 70-65 lead late in the contest it looked safe, but Grant Hill's three tied the game with 1:29 remaining.

Although Williamson finished with 23 points, there was no doubt who would take the next shot for Arkansas. Thurman launched a high-arching three-point attempt with only seconds left on the shot clock. The shot fell with 51 seconds left and when it settled through the net, the outcome had been determined. A pair of free throws by McDaniel and another by Dillard sealed Duke's fate, 76-72.

Once the national championship belonged to the Hogs, an entire state celebrated. President Clinton embraced Richardson on the court and later officially honored the Razorbacks at the White House.

The 1994 NCAA championship trophy is on display at Bud Walton Arena.



CORLISS WILLIAMSON was named the Most Outstanding Player of the 1994 Final Four after averaging 26.0 points and 10.5 rebounds in Arkansas' two wins.



ARKANSAS IN THE FINAL FOUR

- 1941 - 3RD-T
- 1945 - 3RD-T
- 1978 - 3RD
- 1990 - 3RD-T
- 1994 - NATIONAL CHAMPION
- 1995 - RUNNER-UP



During Arkansas' long, illustrious history, the Razorbacks have been to the NCAA Final Four six times.

The Hogs have earned 30 bids to the NCAA Tournament and made 29 appearances, missing the 1944 event due to a car accident prior to the first-round games.

Only eight schools in the entire country have been to the Final Four more than Arkansas, and only eight schools have earned more than UA's 30 NCAA Tournament bids. Among SEC schools, only Kentucky has been to the NCAA Tournament more often. In fact, Arkansas, Kentucky, LSU, Georgia, Mississippi State and Florida are the only league schools to reach the Final Four.

It was tougher to get in the tournament in the early days, but it also took fewer games to win the title.

In the 1940s, only eight teams participated in the NCAA Tournament, which first became an event in 1939. Up to that point, the NIT was the top national post-season tournament. Twice in the '40s, the Razorbacks advanced to the Final Four.

The 1941 Hogs roared through the Southwest Conference with a 12-0 mark and carried a 19-2 record into the tournament. Arkansas downed Wyoming, 65-40, to reach the Final Four at Kansas City. Washington State handed the Razorbacks a 64-53 setback, meaning Arkansas and Pittsburgh tied for third since there was no third-place game.

Arkansas returned in 1945, again to Kansas City. Arkansas was 16-8 entering the tournament but edged Oregon, 79-76, to reach the Final Four. Eventual national champion Oklahoma State, which Arkansas had defeated once earlier in the season, downed the Hogs and UA tied Ohio State for third place.

It took 33 years for Arkansas to return. In 1978, the Hogs were SWC champs and beat Weber State, second-ranked UCLA and California-Fullerton to advance to the Final Four at St. Louis. Top-ranked Kentucky led by just one with two minutes to play and posted a 64-59 victory.

There was a third-place game and Ron Brewer hit a buzzer shot from the top of the circle to send the Razorbacks past Notre Dame, 71-69. Brewer had 20 points and Marvin Delph 21 in their final game as Razorbacks.

Nolan Richardson guided the Hogs to the Final Four in 1990, 1994 and 1995.

In 1990, wins over Princeton, Dayton, North Carolina and Texas earned Arkansas a trip to Denver. The Razorbacks were 30-4 heading into a semifinal showdown with Duke.

Richardson took his club to Denver a day early to adjust to the altitude, but the Hogs fell behind early in both halves and used plenty of adrenaline to catch up. Arkansas led 69-62 with 10:38 remaining, but ran out of gas. Duke came back and won, 97-83, but also




used most of its energy. The Blue Devils were beaten by Nevada-Las Vegas in the title game while Arkansas tied Georgia Tech for third.

The ultimate came in 1994. The Hogs downed North Carolina A&T, Georgetown, Tulsa and Michigan to advance to the Final Four at Charlotte, N.C. The win over Arizona was Arkansas' first ever in the national semifinals and set up a clash with Duke.


With the score tied with less than a minute to play, a well-defended Scotty Thurman hit a three-pointer to lead the Razorbacks to a 76-72 victory and the national title.


With every starter from the championship squad returning, the Hogs were favored to return to the Final Four in 1995, and they did. Texas Southern, Syracuse, Memphis and Virginia were knocked off along the way to the Final Four at Seattle, but none of the wins came by more than six points.

Arkansas fell behind early but rallied to get by North Carolina in the semifinals. Playing in the NCAA championship game for the second straight year, Arkansas came up short in an 89-78 loss to UCLA.



COREY BECK averaged 12.0 points, 7.0 rebounds and 4.0 assists in earning Final Four All-Tournament honors in 1994.





No. 5 ARKANSAS 74, No. 2 UCLA 70

NCAA Tournament Regional Semifinal
March 16, 1978, at Albuquerque, N.M.

It had been an incredible year for Arkansas. The Razorbacks repeated as South-west Conference champs but had to nervously await an NCAA at-large bid when they were eliminated from the league tournament by Houston in the semifinals. The "Triplets," Ron Brewer, Sidney Moncrief and Marvin Delph, were the ringleaders.

Still, the Hogs were underdogs and a new kid on the NCAA block when they faced second-ranked UCLA in the third round at Albuquerque. David Greenwood was the leader of the Bruins, who weren't far removed from their incredible string of NCAA championships.

UCLA was stunned as Arkansas roared to a 40-22 lead that was cut to 42-29 by halftime. The Bruins didn't panic. They pressed the Hogs and took a 60-58 lead.

Brewer tied the game with two free throws, Steve Schall hit a short turnaround and Delph drilled a jump shot to put the Hogs back in front.

Delph sizzled by hitting 11 of his 14 shots, finishing with 23 points. Moncrief had 21 and Brewer 18. Greenwood finished with 17 for UCLA.

The victory moved the Razorbacks a step closer to their eventual trip to the Final Four.

Arkansas 74, UCLA 70
West Regional • Sweet 16 • March 16, 1978
University Arena • Albuquerque, N.M. • Att.: 17,750

UCLA													
#	Player	Tot-FG		FT	Rebounds			TP	A	TO	BLK	S	MIN
		FG	FGA		FTA	Tot	PF						
24	David Greenwood *	8	13	1	4	4	5	17	2	2	2	1	39
35	James Wilkes *	3	5	0	0	0	5	6	1	1	0	1	21
31	Gig Sims *	0	1	0	0	4	2	0	1	1	1	0	13
22	Raymond Townsend *	1	11	0	0	2	2	2	2	2	0	0	26
24	Roy Hamilton *	9	16	1	2	1	4	19	6	3	0	4	36
14	Brad Holland	5	8	0	0	0	2	8	2	1	0	0	20
32	Darrel Allums	6	7	0	2	10	4	12	0	2	0	1	27
50	Marvin Thomas	1	1	0	0	2	0	2	0	0	0	0	1
55	Kiki Vandeweghe	2	4	0	0	4	0	4	0	1	1	0	17
TEAM													
Totals		34	67	2	8	30	24	70	14	13	4	7	200
FG		1st Half: 14-28 .500		2nd Half: 20-39 .512		Game: .507		DEADBALL					
F Throw		1st Half: 1-5 .200		2nd Half: 1-3 .333		Game: .250		REBOUNDS		2			

Arkansas													
#	Player	Tot-FG		FT	Rebounds			TP	A	TO	BLK	S	MIN
		FG	FGA		FTA	Tot	PF						
42	Jim Counce *	0	1	2	2	3	0	2	3	5	0	2	39
44	Marvin Delph *	11	14	1	1	10	2	23	0	3	0	1	40
30	Steve Schall *	4	7	0	0	2	4	8	1	2	1	2	20
10	Ron Brewer *	5	14	8	10	5	0	18	5	4	0	0	40
32	Sidney Moncrief *	7	13	7	13	11	2	21	1	1	1	0	39
20	Alan Zahn	1	1	0	0	2	3	2	1	1	0	0	21
40	U.S. Reed	0	0	0	2	0	0	0	0	0	0	0	1
TEAM													
Totals		28	50	18	28	36	12	74	11	16	2	5	200
FG		1st Half: 19-30 .633		2nd Half: 9-20 .450		Game: .560		DEADBALL					
F Throw		1st Half: 4-5 .800		2nd Half: 14-23 .608		Game: .642		REBOUNDS		3			

Score by Periods	1st	2nd	Total
UCLA	29	41	70
Arkansas	42	32	74



No. 1 INDIANA STATE 73, No. 5 ARKANSAS 71

NCAA Regional Final
March 17, 1979, at Cincinnati, Ohio

A Final Four team in 1978, Arkansas was not expected to return in 1979 with the loss of Ron Brewer and Marvin Delph, two of the famed "Triplets." Sidney Moncrief, however, almost single-handedly pushed his team to greater heights than anyone expected.

Moncrief, senior Steve Schall and a cast of sophomores and freshmen put together a 14-game winning streak late in the year and arrived at the Midwest Regional finals ready to challenge No. 1-ranked and unbeaten Indiana State, and superstar Larry Bird. The stakes were a spot in the Final Four.

Bird was awesome. The Hogs simply could not stop him. With 9:22 left, he already had 27 points. Razorback Coach Eddie Sutton then made the ultimate gamble. He put the 6-4 Moncrief on the 6-9 Bird for the final seven minutes.

Bird scored just four more points. Meanwhile, Moncrief was almost as unstoppable as Bird had been. He finished with 24 points and eight rebounds, and had his team in a position to win late. Arkansas had the ball with 1:31 left and holding for the last shot with the score tied 71-71. With 1:02 remaining, U.S. Reed tripped and was called for walking, giving the Sycamores the ball.

ISU held for the last shot, but could not get the ball to Bird, who was smothered by Moncrief. It was Bob Heaton who launched the shot with two seconds left and the Hogs watched helplessly as it hit both sides of the rim before dropping through, depriving the Hogs of a second straight trip to the Final Four.


Indiana State 73, Arkansas 71
Midwest Regional • Elite Eight • March 17, 1979
Riverfront Coliseum • Cincinnati, Ohio • Att.: 17,166

Indiana State													
#	Player	Tot-FG		FT	Rebounds			TP	A	TO	BLK	S	MIN
		FG	FGA		FTA	Tot	PF						
42	Alex Gilbert *	6	9	0	0	2	3	12	0	0	2	0	22
40	Brad Miley *	3	3	0	0	4	2	6	3	1	0	0	35
33	Larry Bird *	12	22	7	8	10	3	31	3	2	0	1	40
23	Steve Reed *	0	1	0	0	0	3	0	5	0	0	0	32
22	Carl Nicks *	5	11	3	4	0	4	13	3	3	0	0	33
30	Bob Heaton	4	5	0	0	1	0	8	0	0	0	0	16
44	Leroy Staley	1	4	1	3	3	1	3	0	1	0	1	22
TEAM													
Totals		31	55	11	15	20	16	73	14	7	2	2	200
FG		1st Half: 15-30 .500		2nd Half: 16-25 .640		Game: .564		DEADBALL					
F Throw		1st Half: 7-11 .636		2nd Half: 4-4 1.000		Game: .733		REBOUNDS		2			

Arkansas													
#	Player	Tot-FG		FT	Rebounds			TP	A	TO	BLK	S	MIN
		FG	FGA		FTA	Tot	PF						
20	Alan Zahn *	5	7	0	0	3	3	10	3	1	0	0	30
44	Scott Hastings *	3	7	4	4	3	2	10	3	3	0	0	40
30	Steve Schall *	6	7	0	2	4	4	12	2	1	0	0	40
24	U.S. Reed *	4	8	3	3	4	5	11	2	1	0	0	34
32	Sidney Moncrief *	10	16	4	4	8	2	24	2	3	0	0	40
40	Tony Brown	0	0	0	0	0	0	0	1	0	0	0	4
34	Mike Young	2	2	0	0	1	1	4	1	0	0	0	12
TEAM													
Totals		30	47	11	13	25	17	71	14	10	0	0	200
FG		1st Half: 16-25 .640		2nd Half: 14-22 .636		Game: .638		DEADBALL					
F Throw		1st Half: 7-9 .778		2nd Half: 4-4 1.000		Game: .846		REBOUNDS		0			

Score by Periods	1st	2nd	Total
Indiana St.	37	36	73
Arkansas	39	32	71





No. 20 ARKANSAS 74, No. 12 LOUISVILLE 73

NCAA Tournament Second Round
March 14, 1981, at Austin, Texas

Defending NCAA champion Louisville and Southwest Conference champion Arkansas clawed at each other for 39 minutes and 55 seconds in the second round of the NCAA Tournament and the scoreboard read Louisville 73, Arkansas 72 after Derek Smith's short jumper for the Cardinals.

The Razorbacks, who had led by six points with 2:13 left, called timeout. U.S. Reed took the inbounds pass and coolly dribbled to midcourt near the sideline. With a second left on the clock, he launched a desperation 49-footer. The only thing desperate after the shot was the look on the faces of the Louisville players as they watched the ball hit nothing but net.

Reed shook hands with everyone on the press table after hitting a shot that will live forever in the minds of Razorback fans. He finished with 19 points. Darrell Walker had 23 and the Hogs were still alive in the NCAA Tournament.

Arkansas 74, Louisville 73 Midwest Regional • Second Round • March 14, 1981 Frank Erwin Center • Austin, Texas • Att.: 8,523

#	Player	Tot-FG		FT	Rebounds			TP	A	TO	BLK	S	MIN
		FG	FGA		FTA	Tot	PF						
40	Tony Brown*	1	3	0	0	2	5	2	0	2	0	1	3
42	Keith Peterson*	2	4	4	6	6	3	8	0	2	0	1	39
44	Scott Hastings*	2	8	8	8	8	4	12	0	2	0	0	32
20	Darrell Walker*	9	15	5	7	4	3	23	3	1	0	2	40
24	U.S. Reed*	7	14	5	6	6	3	19	6	5	1	3	40
43	Greg Skulman	0	0	0	0	0	0	0	1	2	0	0	4
34	Mike Young	4	7	2	2	0	2	10	1	5	0	0	25
45	Carey Kelly	0	1	0	1	1	3	0	0	1	0	0	13
12	Brad Friess	0	0	0	0	0	0	0	0	0	0	0	4
TEAM													
Totals		25	52	24	30	34	23	74	11	20	1	7	200
FG		1st Half: 15-34 .441											
F Throw		1st Half: 7-8 .875											
		2nd Half: 10-18 .555											
		2nd Half: 17-22 .773											
		Game: .480											
		Game: .800											
		DEADBALL REBOUNDS 0											

#	Player	Tot-FG		FT	Rebounds			TP	A	TO	BLK	S	MIN
		FG	FGA		FTA	Tot	PF						
43	Derek Smith*	5	9	0	0	7	4	10	5	6	1	1	35
22	Rodney McCray*	4	4	3	5	5	5	11	2	1	0	3	25
33	Charles Jones*	4	4	2	4	3	3	10	0	1	4	0	31
4	Lancaster Gordon*	3	6	2	3	4	2	8	1	2	1	1	30
5	Jerry Eaves*	3	11	3	5	4	2	9	3	8	0	1	35
21	Scotter McCray	5	9	1	4	4	4	11	0	0	2	2	23
34	Roger Burkman	0	0	4	4	1	5	4	0	0	0	0	8
44	Poncho Wright	2	5	6	6	0	1	10	1	1	0	2	10
14	Greg Deuser	0	1	0	0	0	0	0	1	1	0	0	3
TEAM													
Totals		26	49	21	31	29	26	73	13	20	8	10	200
FG%		1st Half: 12-18 .667											
F Throw%		1st Half: 9-15 .600											
		2nd Half: 14-31 .452											
		2nd Half: 12-15 .800											
		Game: .531											
		Game: .677											
		DEADBALL REBOUNDS 2											

Technical fouls: None

Score by Periods	1st	2nd	Total
Arkansas	37	37	74
Louisville	33	40	73



ARKANSAS 65, No. 1 NORTH CAROLINA 64

Feb. 12, 1984, at Pine Bluff, Ark.

North Carolina was 19-0 and ranked No. 1 nationally when the Tar Heels visited Pine Bluff. Arkansas was on its way to a second-place finish in the Southwest Conference and had defeated SMU in Dallas the day before.

Violent weather kept the Hogs from flying to Pine Bluff until the morning of the game, and the Razorbacks arrived in town two hours before the nationally televised contest.

North Carolina had plenty of weapons. Michael Jordan, Sam Perkins and Brad Daugherty, all future NBA stars, were in the starting lineup along with Steve Hale, a guard from Tulsa whose second choice of schools was Arkansas.

The Hogs were armed with Joe Kleine and Alvin Robertson, but the unsung heroes were Darryl Bedford and Charles Balentine. Bedford, a freshman who had been a little used reserve, hit all six of his shots and scored 12 points. Balentine, of course, was the hero at the end.

A crowd of 7,529 was in a frenzy from the opening tipoff to the final buzzer. They watched Jordan score 21 points and Kleine answer with 20. Perkins had 17 and Hale 15. Leroy Sutton scored 11 points. Balentine 10 and Robertson nine for the Hogs.

The second half was a nailbiter and the Tar Heels led by one with only seconds to play. Balentine drove the baseline and hit an eight-footer to give Arkansas the lead before UNC missed a buzzer shot.

Arkansas 65, North Carolina 64 Pine Bluff Convention Center • Pine Bluff, Ark. • Att.: 7,529

#	Player	Tot-FG		FT	Rebounds			TP	A	TO	BLK	S	MIN
		FG	FGA		FTA	Tot	PF						
44	Matt Doherty*	2	9	1	1	4	2	5	4	3	0	1	36
41	Sam Perkins*	5	10	7	8	11	3	17	0	1	0	0	34
42	Brad Daugherty*	0	3	2	2	3	5	2	1	1	1	1	22
25	Steve Hale*	5	9	5	5	0	4	15	6	2	0	4	37
23	Michael Jordan*	9	15	3	5	1	2	21	1	4	0	0	35
24	Joe Wolf	0	1	2	2	1	2	2	0	0	0	0	21
22	Buzz Peterson	1	2	0	0	0	1	2	0	2	0	1	13
35	Dave Popson	0	0	0	0	0	1	0	0	0	0	0	2
TEAM													
Totals		22	49	20	23	22	20	64	12	13	1	7	200
FG		1st Half: 11-22 .500											
F Throw		1st Half: 12-13 .923											
		2nd Half: 11-27 .407											
		2nd Half: 8-10 .800											
		Game: .449											
		Game: .870											
		DEADBALL REBOUNDS 2											

#	Player	Tot-FG		FT	Rebounds			TP	A	TO	BLK	S	MIN
		FG	FGA		FTA	Tot	PF						
24	Charles Balentine*	4	8	2	2	3	2	10	2	0	0	1	39
33	Leroy Sutton*	5	6	1	2	3	5	11	0	2	0	0	16
35	Joe Kleine*	5	12	10	10	10	2	20	0	3	1	1	39
14	Ricky Norton*	1	3	0	0	5	2	2	5	3	0	2	33
21	Alvin Robertson*	3	7	3	6	2	4	9	10	3	0	2	34
0	Scott Rose	0	0	0	0	0	0	0	0	0	0	0	1
22	Robert Kilchen	0	0	0	0	0	1	0	0	1	0	0	5
54	Darryl Bedford	6	6	0	0	2	3	12	0	3	0	0	25
30	Mike Ratliff	0	0	1	2	0	0	1	0	1	0	0	4
52	Eric Pfoersche	0	1	0	0	0	1	0	0	0	0	0	3
42	Robert Brannon	0	0	0	0	0	0	0	0	0	0	0	1
TEAM													
Totals		24	43	17	22	26	20	65	17	16	1	6	200
FG		1st Half: 13-26 .500											
F Throw		1st Half: 12-14 .857											
		2nd Half: 11-17 .647											
		2nd Half: 5-8 .625											
		Game: .558											
		Game: .773											
		DEADBALL REBOUNDS 4											

Technical fouls: Arkansas - Eddie Sutton

Score by Periods	1st	2nd	Total
North Carolina	34	30	64
Arkansas	38	27	65





No. 12 ARKANSAS 73, No. 2 HOUSTON 68
March 4, 1984, at Fayetteville

Hakeem Olajuwon and Houston were on their way to their third consecutive Final Four, they were ranked second nationally and hadn't lost a Southwest Conference game in two years. The Cougars had gone 16-0 in 1983 and were 15-0 going into the regular season finale at Barnhill Arena.

Arkansas was outstanding as well. The Hogs already had upset top-ranked North Carolina at Pine Bluff, but at 13-2 couldn't catch Houston in the SWC standings. No one in the overflow crowd of 9,438 cared as they watched a terrific contest showcased by national television.

Olajuwon was held to 10 points before fouling out, but Michael Young picked up the slack with 22 and Alvin Franklin earned 21. They weren't as hot as the Hogs, though. Joe Kleine, whose inside power put Olajuwon in foul trouble, scored 22 points, hitting all 10 of his free throws. Charles Balentine added 16, Ricky Norton 14 and Alvin Robertson 13 points and nine assists.

Houston led at the half but saw its hopes dim when Olajuwon drew his fourth and fifth fouls in a 38-second span six minutes from the end while trying to stop Kleine inside. Kleine hit all four free throws and the Hogs had a huge victory.

Arkansas 73, Houston 68
Barnhill Arena • Fayetteville, Ark. • Att.: 9,438

Houston		Tot-FG		Rebounds		PF		TP		A		TO		BLK		S		MIN	
#	Player	FG	FGA	FT	FTA	Tot	PF	TP	A	TO	BLK	S	MIN						
43	Michael Young *	7	16	8	9	4	2	22	2	0	0	0	40						
41	Rickie Winslow *	4	8	3	5	5	5	11	1	3	0	1	31						
35	Hakeem Olajuwon *	5	6	0	0	6	5	10	0	1	5	0	33						
21	Alvin Franklin *	7	13	7	7	3	2	21	3	4	0	0	36						
45	Reid Gettys *	1	3	0	0	1	4	2	3	2	0	0	23						
33	Benny Anders	0	1	0	0	1	0	0	0	1	0	0	2						
11	Derek Giles	0	1	0	0	1	2	0	2	0	1	2	11						
55	Greg Anderson	1	2	0	0	3	1	2	0	1	0	0	13						
15	Eric Dickens	0	0	0	0	1	1	0	0	0	0	0	4						
TEAM																			
Totals		25	50	18	22	26	22	68	11	12	6	5	200						

FG%	1st Half: 16-23 .696	2nd Half: 9-27 .333	Game: .500	DEADBALL
F Throw%	1st Half: 4-7 .571	2nd Half: 14-15 .933	Game: .818	REBOUNDS

Arkansas		Tot-FG		Rebounds		PF		TP		A		TO		BLK		S		MIN	
#	Player	FG	FGA	FT	FTA	Tot	PF	TP	A	TO	BLK	S	MIN						
33	Leroy Sutton *	4	6	0	0	4	4	8	0	0	0	0	36						
24	Charles Balentine *	8	13	0	0	8	1	16	1	2	0	0	37						
35	Joe Kleine *	6	10	10	10	5	4	22	1	3	0	0	39						
14	Ricky Norton *	6	10	2	3	3	4	14	3	1	0	0	36						
21	Alvin Robertson *	3	9	7	9	4	4	13	9	4	0	1	38						
54	Darryl Bedford	0	2	0	0	0	1	0	0	0	0	0	4						
30	Mike Ratliff	0	0	0	0	0	2	0	0	1	0	0	2						
22	Robert Kitchen	0	1	0	0	0	0	0	1	0	0	0	2						
12	Scott Rose	0	0	0	0	0	0	0	0	1	0	0	2						
11	Jimmy Dykes	0	0	0	0	0	0	0	0	0	0	0	1						
23	Kennan DeBose	0	0	0	0	0	0	0	0	0	0	0	1						
52	Eric Poerschke	0	0	0	0	0	0	0	0	0	0	0	1						
TEAM																			
Totals		27	51	19	22	25	20	73	15	12	0	3	200						

FG%	1st Half: 17-29 .586	2nd Half: 10-22 .455	Game: .529	DEADBALL
F Throw%	1st Half: 0-0 .000	2nd Half: 19-22 .864	Game: .864	REBOUNDS

Technical fouls: Houston - Olajuwon

Score by Periods	1st	2nd	Total
Houston	36	32	68
Arkansas	34	39	73



No. 3 ARKANSAS 103, TEXAS 96
Feb. 4, 1990, at Austin, Texas

Known as the "Strollin' with Nolan" game, Arkansas already had a two-game lead over Texas in the Southwest Conference when the Razorbacks invaded Austin for a nationally televised game.

The Hogs owned a four-game winning streak over the Longhorns, and it was a must-win situation for Texas. The Razorbacks led for most of the first half but Texas gained a five-point advantage midway through the second half. It was 77-72 'Horns when Todd Day fouled out for Arkansas 3:31 from the end.

Texas still led, 86-83, and had Travis Mays at the free throw line with 12 seconds left, but Mays missed the free throw and Lee Mayberry stunned the Texas crowd of more than 16,000 with a long three-pointer four seconds from the buzzer to send the game into overtime.

Arkansas made sure Texas never recovered. A three-pointer by Ernie Murry got the Hogs started and Mayberry's jumper at 3:20 put the Hogs in front to stay. Mayberry and Lenzie Howell each scored 23 points to offset 24 by Joey Wright, 23 by Mays and 22 by Lance Blanks. The victory gave Arkansas a three-game lead it never surrendered on its way to the SWC title.

Arkansas 103, Texas 96 (OT)
Erwin Center • Austin, Texas • Att.: 16,231

Arkansas		Tot-FG		3-Pt		Rebounds		PF		TP		A		TO		BLK		S		MIN	
#	Player	FG	FGA	FG	FGA	FT	FTA	OF	DE	Tot	PF	TP	A	TO	BLK	S	MIN				
10	Todd Day *	7	16	0	0	3	4	3	2	5	5	17	1	3	2	3	33				
24	Lenzie Howell *	10	19	0	0	3	5	1	3	4	2	23	2	3	1	3	31				
55	Mario Credit *	0	2	0	0	0	0	1	1	2	2	0	0	0	1	2	10				
11	Lee Mayberry *	9	16	2	4	3	3	1	6	7	4	23	3	5	0	0	43				
20	Arlyn Bowers *	0	4	0	1	2	2	0	1	1	3	2	0	0	0	0	11				
14	Ernie Murry	3	6	2	3	1	1	1	3	4	2	9	2	0	0	0	18				
21	Darrell Hawkins	1	2	0	0	0	0	0	1	1	0	2	0	2	0	0	6				
22	Cannon Whitby	0	0	0	0	0	0	0	0	0	0	0	0	0	0	0	1				
25	Oliver Miller	3	11	0	0	2	2	5	8	13	4	8	0	4	10	4	32				
31	Ron Huery	4	7	0	0	7	9	0	3	3	4	15	4	1	2	0	32				
42	Larry Marks	2	3	0	0	0	0	0	0	0	0	4	0	0	0	0	8				
TEAM																					
Totals		39	86	4	8	21	26	13	32	45	26	103	12	18	16	14	225				

FG%	1st Half: 18-38 .473	2nd Half: 21-48 .437	Game: .453	DEADBALL
3-Pt. FG%	1st Half: 1-4 .250	2nd Half: 3-4 .750	Game: .500	REBOUNDS
F Throw%	1st Half: 7-9 .777	2nd Half: 14-17 .823	Game: .807	1

Texas		Tot-FG		3-Pt		Rebounds		PF		TP		A		TO		BLK		S		MIN	
#	Player	FG	FGA	FG	FGA	FT	FTA	OF	DE	Tot	PF	TP	A	TO	BLK	S	MIN				
32	Lance Blanks *	4	15	1	4	13	14	1	4	5	3	22	5	2	0	4	45				
42	Locksley Collie *	4	14	0	0	7	12	9	7	16	5	15	1	4	0	0	38				
44	Guillermo Myers *	5	8	0	0	0	1	6	7	13	4	10	0	2	3	1	36				
12	Joey Wright *	7	15	3	6	7	7	2	4	6	3	24	4	9	0	1	44				
14	Travis Mays *	9	23	3	9	2	3	2	8	10	4	23	1	6	1	2	45				
3	Benford Williams	1	5	0	0	0	0	3	3	6	4	2	0	1	1	0	13				
11	Courtney Jeans	0	0	0	0	0	0	0	1	1	0	0	0	1	0	0	2				
55	George Muller	0	0	0	0	0	0	0	1	1	0	0	0	0	0	0	2				
TEAM																					
Totals		30	80	7	19	29	37	23	37	60	23	96	11	25	5	8	225				

FG%	1st Half: 13-35 .371	2nd Half: 17-45 .378	Game: .375	DEADBALL
3-Pt. FG%	1st Half: 2-6 .333	2nd Half: 5-13 .385	Game: .368	REBOUNDS
F Throw%	1st Half: 12-14 .857	2nd Half: 17-23 .739	Game: .784	4

Score by Periods	1st	2nd	OT	Total
Arkansas	44	42	17	103
Texas	40	46	10	96





No. 7 ARKANSAS 106, No. 23 LSU 92 (OT) March 3, 1992, at Fayetteville

It was Arkansas' first year as a member of the Southeastern Conference (SEC). Earlier in the season, Todd Day had exploded for a career-high 43 points as the Razorbacks defeated LSU, 101-90, at Baton Rouge. The Tigers recovered from the defeat, though, and by the time they arrived at Barnhill Arena, they had tied the Hogs for the SEC lead.

LSU's first ever visit to Fayetteville would determine the SEC championship.

The Tigers started strong. Shaquille O'Neal did his best to quiet an overflow crowd of 9,518 with 11 points in the opening half as LSU roared to a 51-36 advantage. O'Neal, however, scored his last points with 11:37 remaining to give the Tigers a 69-58 lead before the Razorbacks charged back.

Lee Mayberry, who hit a then-school record nine three-point field goals and finished with 35 points, teamed with Day, who finished with 27, to bring the Hogs from behind. Mayberry's last three-pointer tied the game at 87-all and Oliver Miller blocked O'Neal's shot at the buzzer to force overtime.

Arkansas blitzed the Tigers, 19-5, in the extra period. Day scored nine points and Mayberry had four during that time. The victory sent Barnhill Arena into a frenzy and the Razorbacks on the way to their first SEC title.

Arkansas 106, LSU 92 (OT) Barnhill Arena • Fayetteville, Ark. • Att.: 9,518

LSU		Tot-FG		3-Pt		Rebounds					PF					A TO BLK S MIN				
#	Player	FG	FGA	FG	FGA	FT	FTA	OF	DE	Tot	PF	TP	A	TO	BLK	S	MIN			
22	Clarence Ceasar *	6	15	3	8	0	0	2	6	8	5	15	6	2	1	3	37			
24	Vernel Singleton *	6	8	1	10	11	5	2	7	5	23	1	2	0	0	37				
33	Shaquille O'Neal *	9	17	0	0	3	5	5	9	14	3	21	0	2	2	0	42			
4	Jamie Brandon *	5	10	2	4	0	0	2	1	3	3	12	8	3	0	44				
10	Maurice Williamson *	6	11	4	5	1	2	0	0	0	3	17	4	2	0	2	34			
43	Geert Hammink	0	0	0	0	0	0	0	1	1	0	0	1	1	0	0	3			
25	Paul Marshall	0	2	0	2	0	0	0	0	0	1	0	1	0	0	1	11			
5	Justin Anderson	1	5	1	4	1	2	1	0	1	2	4	2	1	0	0	15			
32	Harold Boudreaux	0	0	0	0	0	0	0	0	0	0	0	0	0	0	0	1			
11	Mike Hansen	0	0	0	0	0	0	0	0	0	0	0	0	1	0	0	1			
TEAM																				
Totals		33	68	11	24	15	20	17	19	36	22	92	23	14	3	6	225			

FG% 1st Half: 21-35 .571 2nd Half: 12-33 .364 Game: .485 DEADBALL REBOUNDS 3
3-Pt. FG% 1st Half: 7-14 .500 2nd Half: 4-10 .400 Game: .417
F Throw% 1st Half: 2-5 .400 2nd Half: 13-15 .867 Game: .750

Arkansas		Tot-FG		3-Pt		Rebounds					PF					A TO BLK S MIN				
#	Player	FG	FGA	FG	FGA	FT	FTA	OF	DE	Tot	PF	TP	A	TO	BLK	S	MIN			
34	Roosevelt Wallace *	4	7	0	0	2	2	4	6	0	8	2	2	0	0	0	15			
3	Warren Linn *	5	9	3	6	0	0	0	1	1	1	13	3	0	0	0	34			
25	Oliver Miller *	4	6	0	1	2	4	3	7	10	4	10	2	2	3	3	43			
10	Todd Day *	7	13	1	4	12	15	3	5	8	3	27	3	3	0	3	41			
11	Lee Mayberry *	12	18	9	12	2	2	1	1	2	0	35	7	2	0	3	42			
35	Isaiah Morris	1	4	0	0	0	0	0	0	0	1	2	0	0	0	0	9			
21	Darrell Hawkins	4	7	0	0	3	3	0	0	0	3	11	0	1	0	0	28			
23	Ken Biley	0	0	0	0	0	0	0	0	0	0	0	1	0	0	0	3			
20	Robert Shepherd	0	0	0	0	0	0	0	0	0	0	0	1	0	0	0	8			
12	Clint McDaniel	0	0	0	0	0	0	0	0	0	0	0	0	1	0	0	2			
TEAM																				
Totals		37	64	13	23	19	26	2	1	3	12	106	19	11	3	9	225			

FG% 1st Half: 14-29 .483 2nd Half: 23-35 .657 Game: .578 DEADBALL REBOUNDS 5
3-Pt. FG% 1st Half: 6-10 .600 2nd Half: 7-13 .538 Game: .565
F Throw% 1st Half: 2-7 .286 2nd Half: 17-19 .895 Game: .731

Score by Periods	1st	2nd	OT	Total
LSU	51	36	5	92
Arkansas	36	51	19	106



No. 9 ARKANSAS 94, No. 5 KENTUCKY 92 Jan. 29, 1995, at Fayetteville

Kentucky's second-ever trip to Fayetteville was a highly-anticipated event. CBS moved the game to Super Bowl Sunday to ensure a large audience for the nationally televised event.

By halftime it was obvious another special event was taking place, just as every Arkansas-Kentucky game had been. The Wildcats led by one when Reggie Garrett stunned the visitors with a halfcourt buzzer shot to give Arkansas a 49-47 halftime lead.

Arkansas was tied or led the entire second half until Walter McCarty's short jumper gave Kentucky an 82-80 lead with 5:19 left. From that point on, neither team led by more than four, and there were three ties and three lead changes.

Scotty Thurman, Arkansas' greatest last-second shot maker ever, made sure the crowd went home happy. He drove past UK defenders, pulled up and hit an 18-footer with eight seconds to go to put the Razorbacks in front for good. McDaniel made a baseline steal in the final second and hit a free throw for the final margin.

Thurman and Corliss Williamson combined for 50 points as the Hogs won their fourth straight regular season game over the Wildcats.

Arkansas 94, Kentucky 92 Bud Walton Arena • Fayetteville, Ark. • Att.: 20,298

Kentucky		Tot-FG		3-Pt		Rebounds					PF					A TO BLK S MIN				
#	Player	FG	FGA	FG	FGA	FT	FTA	OF	DE	Tot	PF	TP	A	TO	BLK	S	MIN			
12	Rodrick Rhodes *	4	13	1	6	2	2	0	3	3	2	11	7	4	0	2	35			
40	Walter McCarty *	7	9	2	3	0	0	2	5	7	4	16	2	0	0	0	24			
10	Andre Riddick *	1	6	0	0	1	3	5	8	4	2	1	1	3	0	0	24			
00	Tony Delk *	9	15	6	9	7	8	1	2	3	3	31	2	3	0	1	35			
15	Jeff Sheppard *	5	9	2	5	2	2	1	2	3	5	14	2	3	0	0	26			
32	Jared Prickett	1	2	0	0	0	0	0	1	1	2	2	0	1	0	0	9			
25	Anthony Eggs	2	3	2	3	2	2	0	0	0	0	8	4	1	0	0	15			
24	Antoine Walker	1	3	1	1	0	0	0	1	1	1	3	1	2	1	0	12			
41	Mark Pope	1	2	0	0	3	4	1	1	2	4	5	0	0	0	0	16			
3	Chris Harrison	0	1	0	1	0	0	0	0	0	0	1	0	0	0	0	1			
34	Allen Edwards	0	0	0	0	0	0	0	0	0	0	0	0	0	0	0	1			
22	Allen Edwards	0	1	0	1	0	0	0	0	0	0	0	0	0	0	0	2			
TEAM																				
Totals		31	64	14	29	16	19	10	22	32	26	92	19	15	4	4	200			

FG 1st Half: 15-30 .500 2nd Half: 16-34 .471 Game: .484 DEADBALL REBOUNDS 2
3-Pt. FG 1st Half: 9-16 .563 2nd Half: 5-13 .385 Game: .483
F Throw 1st Half: 8-11 .727 2nd Half: 8-8 1.000 Game: .842

Arkansas		Tot-FG		3-Pt		Rebounds					PF					A TO BLK S MIN				
#	Player	FG	FGA	FG	FGA	FT	FTA	OF	DE	Tot	PF	TP	A	TO	BLK	S	MIN			
34	Corliss Williamson *	9	15	0	0	10	13	2	7	9	1	28	3	2	3	2	33			
30	Scotty Thurman *	5	6	4	5	8	8	0	4	4	2	22	2	2	0	1	37			
15	Dwight Stewart *	2	7	2	5	0	0	0	3	3	5	6	2	3	2	0	19			
12	Clint McDaniel *	2	5	1	4	4	6	1	0	1	2	9	4	2	0	0	30			
14	Corey Beck *	2	5	0	1	4	5	2	4	6	4	8	8	4	0	1	36			
23	Reggie Garrett	3	6	1	2	1	1	0	0	0	4	8	0	1	0	0	17			
44	Darnell Robinson	4	8	0	2	0	0	2	2	4	1	8	1	3	1	1	16			
3	Al Dillard	2	4	1	2	0	0	0	0	0	1	5	0	1	0	0	8			
33	Lee Wilson	0	1	0	0	0	0	1	1	2	0	0	0	0	1	0	3			
21	Landis Williams	0	0	0	0	0	0	0	0	0	0	0	0	0	0	0	1			
TEAM																				
Totals		29	57	9	21	27	33	9	24	33	20	94	20	18	7	7	200			

FG 1st Half: 14-28 .500 2nd Half: 15-29 .517 Game: .509 DEADBALL REBOUNDS 3
3-Pt. FG 1st Half: 7-12 .583 2nd Half: 2-9 .222 Game: .429
F Throw 1st Half: 14-16 .875 2nd Half: 13-17 .765 Game: .818

Score by Periods	1st	2nd	Total
Kentucky	47	45	92
Arkansas	49	45	94



NCAA LEADERS

NCAA INDIVIDUAL STATISTICAL LEADERS

2020	Mason Jones, 232 free throws made
2020	Mason Jones, 282 free throw attempts
1991	Oliver Miller, 70.4 field goal percentage (254-361)
1976	Sidney Moncrief, 66.5 field goal percentage (149-224) *
1974	Rickey Medlock, 91.6 free throw percentage (87-95)
1961-63	Tommy Boyer, 89.2 career free throw pct. (315-353) **
1963	Tommy Boyer, 44 consecutive free throws **
1963	Tommy Boyer, 91.3 free throw percentage (147-161)
1962	Tommy Boyer, 93.3 free throw percentage (125-134) **


* Set the NCAA record for a freshman; record has since been broken

** Set the NCAA record which has since been broken

NCAA TEAM STATISTICAL LEADERS

2020	.272 three-point field goal percentage defense
2000	6.65 turnover margin
1999	292 three-point field goals made
1995	361 three-point field goals made #
1995	721 assists
1995	3,416 points scored
1995	445 steals
1995	39 games played
1994	91.2 winning percentage (31-3)
1994	301 three-point field goals made
1994	687 assists
1994	20.2 assists per game
1994	91.2 winning percentage (31-3)
1994	17.9-point margin of victory (93.4-75.6)
1992	674 assists
1991	3,783 points scored
1991	467 steals
1989	11.6 steals (372 in 32 games)
1978	54.6 field goal percentage (1,060-1,943)
1977	54.5 field goal percentage (849-1,558)
1962	77.6 free throw percentage (502-647)

Set NCAA record; has since been broken



ARKANSAS 104, No. 2 AUBURN 88

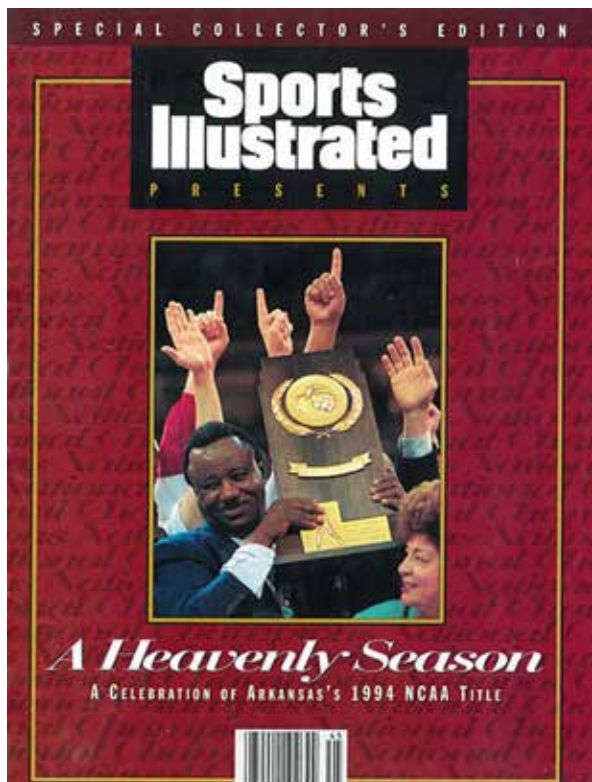
Feb. 24, 1999, at Fayetteville

Auburn hadn't won a SEC championship in 39 years but had already clinched the title and was ranked second nationally with a 25-1 record when the Tigers came to Bud Walton Arena for Arkansas' regular season home finale.

The Razorbacks had stunned fifth-ranked Kentucky four days earlier and believed a win over Auburn would clinch a spot in the NCAA Tournament. It was an emotional evening before the game started. Seniors Derek Hood, Pat Bradley and Kareem Reid, record-setters who persevered through four sometimes-difficult seasons, were introduced to the Bud Walton Arena fans for the final time.

Arkansas' fans created the noisiest environment Coach Nolan Richardson, his players and long-time followers of the program could ever remember. An overflow crowd of 20,298 nearly shook the building with an incredible level of exhortation. Not a player or coach on either side completed an interview without mentioning the crowd.

It was a one-point game with 16:26 left but a rebound basket by Hood spurred the Razorbacks to a 30-10 run that left Auburn in shock. Both teams were quick, but the Tigers must have thought there were more than five Hogs on the floor as the noise pushed Arkansas beyond its highest previous performance level of the campaign.



Arkansas 104, Auburn 88
Bud Walton Arena • Fayetteville, Ark. • Att.: 20,298

Auburn		Tot-FG		3-Pt		FT		FTA		Rebounds		PF		TP		A		TO		BLK		S		MIN	
#	Player	FG	FGA	FG	FGA	FT	FTA	OF	DE	Tot	PF	TP	A	TO	BLK	S	MIN								
4	Chris Porter *	7	15	1	2	9	10	3	8	11	3	24	1	4	1	1	32								
13	Bryant Smith *	3	8	0	1	5	7	6	1	7	2	11	0	1	0	0	27								
34	Mamadou N'diaye *	4	6	0	0	0	0	4	4	8	3	8	1	1	1	0	26								
10	Scott Pohlman *	5	15	4	8	0	0	4	1	5	3	14	2	0	0	1	32								
50	Doc Robinson *	2	12	1	3	2	3	2	2	4	3	7	3	2	0	1	29								
42	Adrian Chillest	2	3	0	1	0	1	0	0	0	1	4	2	0	0	0	13								
3	Reggie Sharp	0	5	0	2	0	0	1	3	4	1	0	2	2	0	0	11								
23	Daymeon Fishback	5	6	3	3	0	0	2	2	4	2	13	1	1	0	0	16								
12	Jay Heard	1	6	1	4	0	0	1	0	1	3	3	0	2	0	1	6								
31	Mack McGadney	2	5	0	3	0	0	0	0	0	5	4	0	0	0	0	5								
45	Adrian Person	0	2	0	2	0	0	0	1	1	0	0	0	0	0	0	2								
TEAM								4		1	5														
Totals		31	83	10	29	16	21	27	23	50	26	88	13	13	2	4	200								

FG%	1st Half: 13-37 .351	2nd Half: 18-46 .391	Game: .373	DEADBALL
3-Pt. FG%	1st Half: 6-13 .462	2nd Half: 4-16 .250	Game: .345	REBOUNDS
F Throw%	1st Half: 8-12 .667	2nd Half: 8-9 .889	Game: .762	1

Arkansas		Tot-FG		3-Pt		FT		FTA		Rebounds		PF		TP		A		TO		BLK		S		MIN	
#	Player	FG	FGA	FG	FGA	FT	FTA	OF	DE	Tot	PF	TP	A	TO	BLK	S	MIN								
15	Chris Jefferies *	4	7	0	1	1	2	1	2	3	3	9	1	0	2	0	20								
41	Chris Walker *	6	11	5	7	4	6	3	4	7	1	21	2	3	0	0	32								
55	Derek Hood *	9	11	0	0	0	1	6	7	13	3	18	6	1	2	0	26								
12	Kareem Reid *	2	11	0	6	6	6	2	1	3	3	10	10	1	0	3	29								
22	Pat Bradley *	7	11	5	7	4	6	0	2	2	3	23	1	2	0	0	26								
5	T.J. Cleveland	1	4	0	3	1	2	1	5	6	2	3	2	2	0	1	22								
13	Brandon Dean	4	7	1	1	0	0	1	2	3	2	9	0	1	0	3	13								
23	Teddy Gipson	1	5	0	2	2	2	1	1	2	0	4	4	1	0	1	15								
52	Jason Jennings	0	0	0	0	2	4	0	3	3	2	2	0	0	0	0	5								
54	Joe Dean Davenport	0	0	0	0	2	2	1	0	1	0	2	0	0	2	0	8								
24	Lance Keeling	0	1	0	1	0	0	1	0	1	0	0	1	1	0	0	2								
4	Jason Gilbert	1	2	1	2	0	0	0	0	0	0	3	0	0	0	0	2								
TEAM								2		2															
Totals		35	70	12	30	22	31	17	29	46	19	104	27	12	6	8	200								

FG%	1st Half: 14-33 .424	2nd Half: 21-37 .568	Game: .500	DEADBALL
3-Pt. FG%	1st Half: 7-14 .500	2nd Half: 5-16 .313	Game: .400	REBOUNDS
F Throw%	1st Half: 9-12 .750	2nd Half: 13-19 .684	Game: .710	4

Score by Periods	1st	2nd	Total
Auburn	40	48	88
Arkansas	44	60	104





ARKANSAS 80, No. 1 AUBURN 76 (OT)

February 8, 2022 at Fayetteville

Bud Walton Arena had never hosted the No. 1 team in the nation and had never had a bigger crowd until the Razorbacks beat top-ranked Auburn 80-76 in overtime in front of an arena record 20,327.

Down one with 2:39 left in overtime, Jaylin Williams and JD Notae made seven straight free throws to give the Razorbacks a lead it would not relinquish.

The game featured 15 ties and 17 lead changes.

The last lead change came when Auburn led, 70-69, with 2:39 left in overtime. From that point, Williams made two free throws, Notae made two free throws and Williams finished the 7-0 run with three free throws to put the Hogs up six, 76-70.

Auburn battled back as Jabari Smith sank a 3-pointer with 36 ticks left to cut the Tiger deficit to three (76-73). After two free throws by Chris Lykes, Smith drilled another 3-pointer to get the Tigers to within two with 19 seconds remaining. Au'Diese Toney went 1-of-2 at the line but Williams grabbed an offensive rebound on the miss. Notae was fouled with 12 seconds to go for a 4-point Razorback lead. Auburn missed a jumper on the ensuing possession and Williams grabbed the defensive rebound to seal the win.

Arkansas 80, Auburn 76 (OT) Bud Walton Arena • Fayetteville, Ark. • Att.: 20,327

#	Player	Tot-FG		3-Pt		FTA	Rebounds			PF	TP	A	TO	BLK	S	MIN	
		FG	FGA	FG	FGA		OF	DE	Tot								
10	Jabari Smith *	6	16	3	8	5	0	9	9	4	20	0	2	0	1	32:26	
13	Walker Kessler *	6	11	2	5	2	6	8	11	19	5	16	0	2	7	0	33:17
0	K.D. Johnson *	1	7	0	1	0	2	0	2	2	4	2	1	3	0	2	33:06
1	Wendell Green Jr. *	9	21	1	7	0	1	1	3	4	4	19	5	7	0	2	38:21
22	Allen Flanigan *	2	5	1	3	1	2	1	3	4	4	6	0	3	0	0	28:08
35	Devan Cambridge	2	8	1	5	0	1	5	4	9	3	5	0	1	1	0	26:58
44	Dylan Cambridge	3	4	0	1	0	0	3	1	4	1	6	0	0	1	0	10:40
2	Jaylin Williams	1	7	0	2	0	0	1	1	2	1	2	1	0	0	0	13:37
5	Chris Moore	0	1	0	0	0	0	2	0	2	2	0	1	1	0	0	8:27
TEAM																	
Totals		30	80	8	32	8	17	26	36	60	28	76	8	19	9	5	225
FG%		1st Half: 9-34 .265		2nd Half: 17-36 .472		OT: 4-10 .400		Game: .375		DEADBALL							
3-Pt. FG%		1st Half: 2-12 .167		2nd Half: 4-16 .250		OT: 2-4 .500		Game: .250		REBOUNDS							
F Throw%		1st Half: 5-7 .714		2nd Half: 3-7 .429		OT: 0-3 .000		Game: .471		4, 0							

#	Player	Tot-FG		3-Pt		FTA	Rebounds			PF	TP	A	TO	BLK	S	MIN	
		FG	FGA	FG	FGA		OF	DE	Tot								
3	Trey Wade *	0	2	0	0	0	0	1	1	1	0	0	0	0	0	6:14	
10	Jaylin Williams *	3	9	1	3	6	7	1	10	11	4	13	2	2	0	2	36:39
0	Stanley Umude *	3	9	2	7	1	2	1	3	4	2	9	2	2	0	1	39:19
1	JD Notae *	7	20	3	9	11	14	2	3	5	2	28	3	1	4	3	41:24
5	Au'Diese Toney *	5	11	0	2	4	5	5	5	10	3	14	0	3	0	0	40:38
11	Chris Lykes	1	7	0	3	4	4	0	4	4	1	6	2	0	0	0	16:46
20	Kamani Johnson	0	1	0	0	0	0	0	2	2	1	0	1	1	0	0	12:22
4	Davonte Davis	4	8	2	3	0	0	1	3	4	3	10	0	2	0	5	31:38
TEAM																	
Totals		23	67	8	27	26	32	11	31	42	17	80	10	11	5	11	225
FG%		1st Half: 9-29 .310		2nd Half: 13-34 .382		OT: 1-4 .250		Game: .343		DEADBALL							
3-Pt. FG%		1st Half: 4-13 .308		2nd Half: 3-11 .273		OT: 1-3 .333		Game: .296		REBOUNDS							
F Throw%		1st Half: 6-7 .857		2nd Half: 9-11 .818		OT: 11-14 .786		Game: .813		3, 0							

Score by Periods	1st	2nd	OT	Total
Auburn	25	41	10	76
Arkansas	28	38	14	80



No. 17 ARKANSAS 74, No. 1 GONZAGA 68

Mar. 24, 2022, at San Francisco, Calif.

The Arkansas Razorbacks reached the Elite 8 for the second straight year with a 74-68 win over top-ranked and NCAA overall #1 seed Gonzaga in the Sweet 16 of the West Regional, played at Chase Center, home of the Golden State Warriors.

Arkansas, thanks to a win over AP #1 Auburn earlier in the season, became the first men's college basketball team to beat two different No. 1 teams from the AP poll in the same season since 1992-93.

Arkansas' defensive effort was the difference against the Bulldogs, holding the nation's best scoring offense (87.8 ppg) and best shooting offense (52.6%) to just 68 points on 37.5% shooting. After enduring a four-minute scoring drought midway through the first half, the Razorbacks responded with a 9-0 run to take the lead and finished the half on a 13-2 run to take a 32-29 lead into the locker rooms. The late half run was fueled by forcing four Gonzaga turnovers and holding the Zags to just 1-of-7 from the field over the final 6:29.

Gonzaga quickly he drew even to open the second half but again the Razorbacks answered with a run again fueled by defense. Arkansas held the Bulldogs without a field goal for nearly five minutes to help build an eight-point lead.

Nursing a five-point lead with just eight seconds left, Au'Diese Toney's block of a Drew Timme shot was the final momentum swing the Hogs needed. Toney put an exclamation point on the victory with a dunk with one second remaining to keep the Hogs dancing.

Arkansas 74, Gonzaga 68 Chase Center • San Francisco, Calif. • Att.: 17,514

#	Player	Tot-FG		3-Pt		FTA	Rebounds			PF	TP	A	TO	BLK	S	MIN	
		FG	FGA	FG	FGA		OF	DE	Tot								
3	Trey Wade *	6	10	3	4	0	0	7	7	3	15	1	0	1	1	33:51	
10	Jaylin Williams *	5	12	2	5	3	5	1	11	12	4	15	3	0	1	0	36:06
0	Stanley Umude *	3	5	0	1	0	0	2	2	4	6	1	2	0	0	20:23	
1	JD Notae *	9	29	2	12	1	2	2	4	6	2	21	6	5	2	3	37:38
5	Au'Diese Toney *	4	8	0	1	1	3	4	3	7	2	9	0	0	0	1	39:27
20	Kamani Johnson	0	1	0	0	0	0	0	0	0	0	2	0	0	0	0	3:11
4	Davonte Davis	2	7	0	2	2	2	0	3	3	2	6	2	1	0	1	25:11
11	Chris Lykes	0	0	0	0	2	2	0	0	0	1	2	0	0	0	0	4:13
TEAM																	
Totals		29	72	7	25	9	14	10	32	42	20	74	13	8	6	6	200
FG		1st Half: 15-40 .375		2nd Half: 14-32 .438		Game: .403		DEADBALL									
3-Pt. FG		1st Half: 2-12 .167		2nd Half: 5-13 .385		Game: .280		REBOUNDS									
F Throw		1st Half: 0-2 .000		2nd Half: 9-12 .750		Game: .643		3, 0									

#	Player	Tot-FG		3-Pt		FTA	Rebounds			PF	TP	A	TO	BLK	S	MIN	
		FG	FGA	FG	FGA		OF	DE	Tot								
2	Drew Timme *	9	19	0	1	7	8	3	4	7	2	25	3	5	0	0	37:13
34	Chet Holmgren *	5	9	1	3	0	2	3	11	14	5	11	1	1	2	0	23:24
0	Julian Strawther *	3	9	1	5	5	6	1	2	3	1	12	0	0	0	0	33:10
3	Andrew Nembhard *	2	11	1	3	2	2	0	7	7	1	7	3	5	0	3	40:00
45	Rasir Bolton *	3	10	2	7	0	0	0	2	2	4	8	1	1	0	0	29:06
22	Anton Watson	0	2	0	0	1	2	1	7	8	1	1	0	1	0	1	17:05
10	Hunter Sallis	1	1	0	0	0	0	0	0	0	0	2	0	0	0	1	7:00
TEAM																	
Totals		31	64	14	29	16	19	10	22	32	26	92	19	15	4	4	200
FG		1st Half: 12-34 .353		2nd Half: 12-30 .400		Game: .375		DEADBALL									
3-Pt. FG		1st Half: 3-13 .231		2nd Half: 2-8 .250		Game: .238		REBOUNDS									
F Throw		1st Half: 2-3 .667		2nd Half: 13-17 .765		Game: .750		2, 1									

Score by Periods	1st	2nd	Total
Arkansas	32	42	74
Gonzaga	29	39	68



**ARKANSAS TAKES DOWN A #1
3x in Two Years**

2022:

Arkansas defeated #1 Auburn and #1 Gonzaga

- Arkansas became the first team to ever beat an AP #1 team in the regular season (vs Auburn on Feb 8) and defeat the AP #1 (overall #1 NCAA Tournament seed Gonzaga) in the NCAA Tournament (ESPN Stats).
- Also, no men's college basketball team had beaten two different No. 1 teams from the AP poll in the same season since 1992-93 when Georgia Tech beat Duke and North Carolina in the same season, until the Razorbacks added No. 1 Gonzaga to the win column alongside a victory over No. 1 Auburn from the regular season.
- With the two wins over AP #1 in 2021-22, Arkansas improved to 3-11 versus AP #1 in program history. The Hogs other victory was versus #1 North Carolina in Pine Bluff in 1984.

AUBURN GAME:

- Bud Walton Arena had never hosted the #1 team in the nation. NOTE: Barnhill Arena hosted two #1 teams, including:
 - #1 Houston beat #5 Arkansas, 74-66, on Mar. 3, 1983.
 - #1 UNLV beat #2 Arkansas, 112-105, on Feb. 10, 1991.
- The crowd of 20,327 was a Bud Walton Arena record at the time.

GONZAGA GAME:

- Arkansas got its first win over AP #1 in the NCAA Tournament. Previous losses to #1 came to North Carolina (2008 2nd Rd), UMass (1996 Sweet 16), UCLA (1995 NCAA Championship Game), Indiana State (1979 Elite 8) and Kentucky (1978 Final Four).
- Arkansas became the 16th #4 seed to defeat a #1 seed in the Sweet 16 and the first since Michigan State beat Virginia in 2014.

2023:

Arkansas defeated #1 seed Kansas

KANSAS GAME:

- For the second straight year, Arkansas beat a #1 seed in the NCAA Tournament. It was also just the Razorbacks' second win over a #1 seed (with Gonzaga the previous year).
- The last program to beat #1 seeds in back to back years was Butler in 2010 and '11.
- Arkansas was the fourth team EVER to defeat the #1 seed in their region in back-to-back NCAA Tournaments, joining Duke (1988-90); UCLA (2006-07) and Butler (2010-11).
- Davonte Davis poured in 25 points, including 21 in the second half, to help erase a 12-point deficit in the second half. While Davis fouled out late, Council sealed the victory by scoring 11 of the Hogs' final 15 points, including the final five from the line.
- Arkansas was down eight at halftime. Entering the game, the Kansas Jayhawks were 47-0 all time in the NCAA Tournament when leading by at least eight points at halftime. Kansas was also 26-0 in the 2022-23 season when leading at the half.



ARKANSAS 80, No. 7 Duke 75

Nov. 29, 2023, at Fayetteville

Before the largest crowd in Bud Walton Arena history (20,344) and on the 30th anniversary of the first game played in the facility, Arkansas got 21 points from Khalif Battle and a double-double from Trevon Brazile to defeat #7 Duke, 80-75, in the SEC-ACC Challenge.

Arkansas played without its leading scorer Tramon Mark, who was injured versus North Carolina in the Razorbacks' final game at the Battle 4 Atlantis. However, Battle picked up the slack by adding five rebounds and five assists. Brazile made a career-high four 3-pointers, including a key triple with 2:16 left to put the Hogs up 12, and finished with 19 points and 11 rebounds.

Duke entered the game 21st in the NCAA in field goal percentage (50.7%) but the Razorbacks held the Blue Devils to just 35.8% shooting thanks to 10 blocked shots - a career-high six from Chandler Lawson. Duke was also eighth in the NCAA in assist-to-turnover ratio, but only had 10 helpers with eight turnovers against the Hogs. On the other side, Arkansas dished out 17 assists - on 26 made baskets - in the win.

The first half featured eight ties and 16 lead changes. The last lead change came on a Jeremiah Davenport 3-pointer with 24 seconds left before the break to give the Razorbacks a 33-32 halftime lead. Arkansas opened the second half with a pair of field goals and held the lead the rest of the game.

Arkansas 80, Duke 75
Bud Walton Arena • Fayetteville, Ark. • Att.: 20,344

Duke		Tot-FG		3-Pt		FT		FTA		Rebounds			PF	TP	A	TO	BLK	S	MIN
#	Player	FG	FGA	FG	FGA	FT	FTA	OF	DE	Tot	PF	TP	A	TO	BLK	S	MIN		
25	Mark Mitchell *	2	8	0	3	2	2	2	1	3	2	6	0	1	0	0	18:42		
0	Kyle Filipowski *	9	20	1	5	7	8	4	6	10	3	26	1	3	1	2	31:41		
0	Jared McCain *	1	7	1	3	2	4	3	7	10	2	5	2	0	0	2	31:39		
3	Jeremy Roach *	7	13	1	1	7	9	0	2	2	5	22	2	0	0	1	37:58		
5	Tyrese Proctor *	3	12	1	6	0	0	1	2	3	4	7	4	1	0	2	32:52		
15	Ryan Young	0	0	0	0	1	12	0	1	1	4	1	0	1	2	0	9:18		
1	Caleb Foster	0	5	0	2	2	4	0	0	0	3	2	1	1	0	0	18:30		
13	Sean Stewart	0	0	0	0	0	2	0	0	0	0	0	0	0	0	0	2:44		
2	Jaylen Blakes	0	0	0	0	0	0	0	0	0	0	0	0	0	0	0	2:28		
21	Christian Reeves	0	0	0	0	0	0	0	0	0	0	0	0	0	0	0	0:40		
12	TJ Power	2	2	2	2	0	0	0	1	1	1	6	0	0	0	0	13:28		
TEAM																			
Totals		24	67	6	22	21	31	11	23	34	24	75	10	8	3	7	200		
FG		1st Half: 10-29 .345				2nd Half: 14-38 .368				Game: .358				DEADBALL					
3-Pt. FG		1st Half: 4-12 .333				2nd Half: 2-10 .200				Game: .273				REBOUNDS					
F Throw		1st Half: 8-13 .615				2nd Half: 13-18 .722				Game: .677				7, 3					

Arkansas		Tot-FG		3-Pt		FT		FTA		Rebounds			PF	TP	A	TO	BLK	S	MIN
#	Player	FG	FGA	FG	FGA	FT	FTA	OF	DE	Tot	PF	TP	A	TO	BLK	S	MIN		
2	Trevon Brazile *	6	9	4	7	3	6	0	11	11	3	19	0	2	2	0	37:42		
8	Chandler Lawson *	3	8	0	0	1	2	3	5	8	4	7	1	1	6	1	29:21		
3	Ei Ellis *	3	9	0	2	3	4	0	3	3	1	9	6	0	1	0	30:54		
4	Davonte Davis *	1	3	0	1	1	2	1	2	3	0	3	2	2	0	1	22:33		
24	Jeremiah Davenport *	2	4	2	4	0	0	0	0	0	0	6	1	0	1	0	15:01		
	Khalif Battle	5	13	3	8	8	11	0	5	4	4	21	5	2	0	0	30:55		
	Layden Blocker	3	3	0	0	3	5	0	3	3	3	9	1	4	0	2	21:15		
	Makhi Mitchell	3	3	0	0	0	0	0	3	3	4	6	1	0	0	1	9:30		
	Jalen Graham	0	1	0	0	0	0	0	0	0	2	0	0	0	0	1	2:14		
	Baye Fall	0	0	0	0	0	0	1	0	1	0	0	0	0	0	0	0:45		
TEAM																			
Totals		26	53	9	22	19	30	5	35	40	21	80	17	12	10	6	200		
FG		1st Half: 12-30 .400				2nd Half: 14-23 .609				Game: .491				DEADBALL					
3-Pt. FG		1st Half: 5-14 .357				2nd Half: 4-8 .500				Game: .409				REBOUNDS					
F Throw		1st Half: 4-8 .500				2nd Half: 15-22 .682				Game: .633				7, 0					

Score by Periods	1st	2nd	Total
Duke	32	43	75
Arkansas	33	47	80




ARKANSAS RAZORBACKS

ALL-AMERICANS

RAZORBACK HISTORY



JOHN ADAMS
1941 - Helms - 1st
CON - 2nd



TOMMY BOYER
1963 - UPI, CON - HM



RON BREWER
1977 - Helms
1978 - CON, USBWA, WA, Helms - 1st
AP - 2nd
BW - 3rd



RONNIE BREWER
2006 - BT - 3rd
AP, Cl.com - HM




JERRY CARLTON
1961 - CON - HM
1962 - CON - HM



TODD DAY
1990 - BT - 3rd
1991 - WA - 1st
AP - 2nd
BT, NABC, BW - 3rd
1992 - WA - 1st
NABC, TSN, BW - 2nd
AP & UPI - 3rd




MARVIN DELPH
1977 - AP, TSN - HM
1978 - CON - 2nd



BILL FLYNT
1946 - Helms - 2nd



DANIEL GAFFORD
2019 - AP - HM



FRED GRIM
1958 - AP - HM



SCOTT HASTINGS
1981 - Helms - 1st
1982 - Helms - 1st




JOE JOHNSON
2001 - AP - HM



MASON JONES
2020 - AP - HM



GEORGE KOK
1946 - SN - 2nd
1948 - AP - 3rd



GENE LAMBERT
1929 - Helms - 1st



LEE MAYBERRY
1992 - AP, BT, NABC 3rd



SIDNEY MONCRIEF
1977 - AP, TSN - HM
1978 - WA - 1st
UPI 2nd
AP, NABC - 3rd
1979 - AP, CON, NABC, USBWA,
WA, Helms - 1st
TSN, UPI - 2nd




MOSES MOODY
2021 - NCAA - 2nd
AP - HM



JD NOTAE
2022 - AP, TSN, NCAA, 68 - 3rd
USBWA, CH - HM



TOM PICKELL
1929 - CHM



IKE POOLE
1936 - Helms - 1st
CON - 2nd



RAZORBACK HISTORY

ARKANSAS RAZORBACKS


ALL-AMERICANS



BOBBY PORTIS
2015 - AP, USBWA - 2nd
TSN - 3rd




CLYDE RHODEN
1960 - CON - HM




JACK ROBBINS
1938 - NEA - 3rd



ALVIN ROBERTSON
1984 - UPI- 2nd
AP - 3rd




GLEN ROSE
1928 - Helms - 1st
**1978 NABC
GOLDEN ANNIVERSARY
AWARD**



WEAR SCHOONOVER
1930 - CHM - 2nd




JAMES "DOC" SEXTON
1932 - CHM - 3rd
1931 - CHM - 3rd




MARTIN TERRY
1973 - Helms Foundation



SCOTTY THURMAN
1994 - AP - HM
1995 - BT - 3rd
AP - HM



DARRELL WALKER
1983 - Helms - 1st
AP, CON, UPI - 2nd



CORLISS WILLIAMSON
1994 - WA 1st
AP, NABC, UPI,
USBWA, BW - 2nd
BT 3rd
1995 - TSN, WA, BW - 1st
AP, NABC, UPI,
USBWA - 2nd



CLAYTON WYNNE
1943 - Pic - 3rd

FRESHMEN ALL-AMERICANS



PATRICK BEVERLEY
2007 Cl.com - 1st
BT - 2nd
Rivals, CH.net - 3rd



ANTHONY BLACK
2023 Cl.com



RONNIE BREWER
2004 Rivals.com - 2nd
CBN - 3rd



COURTNEY FORTSON
2009 CH.net - 3rd



JOE JOHNSON
2000 BT - 2nd



MOSES MOODY
2021 BT, Cl - 1st


LEGEND

AP - Associated Press
BT - Basketball Times
CON - Converse Yearbook
CH.net - CollegeHoops.net
Cl.com - CollegeInsider.com/Kyle Macy
NEA - Newspaper Enterprises Association
TSN - The Sporting News
USBWA - United States Basketball Writers Association
68 - Fieldof68.com
Helms - Helms Foundation


NCAA - Andy Katz/NCAA.org
BW - Basketball Weekly
CBN - College Basketball News
CHM - College Humor Magazine
NABC - National Association of Basketball Coaches
Pic - Pic Magazine
UPI - United Press International
WA - Wooden Award
CH - College Hoops Today



MARSHAWN POWELL
2010 Rivals - 3rd



SCOTTY THURMAN
1993 TSN - 1st



CORLISS WILLIAMSON
1993 TSN - 1st

Note: **AP** (1948-Present) and **UPI** (1949-96) selected only a first team until 1951;
Helms Foundation (1905-83) selected only a first team;
NABC selected only a first team until 1948;
USBWA (United States Basketball Writers Association) selected a 10-player first team from 1957-83, five-player first and second teams from 1984-97 and added a third team in 1998



ARKANSAS RAZORBACKS

SOUTHEASTERN CONFERENCE HONORS



SCOTTY THURMAN is the only player in program history to earn first team All-SEC honors three times.

ALL-SEC

	Coach	AP
2023	Ricky Council IV	2nd 2nd
	Anthony Black	2nd -
2022	JD Notae	1st 1st
	Jaylin Williams	1st 2nd
2021	Moses Moody	1st 1st
2020	Mason Jones	1st 1st
2019	Daniel Gafford	1st 1st
2018	Jaylen Barford	1st 2nd
	Daryl Macon	2nd 1st
2017	Moses Kingsley	2nd 2nd
2016	Moses Kingsley	2nd 2nd
2015	Bobby Portis	1st 1st
	Michael Qualls	2nd 2nd
2014	Bobby Portis	2nd -
2013	BJ Young	2nd HM
	Marshawn Powell	2nd HM
2012	BJ Young	2nd HM
2011	Rotnei Clarke	2nd HM
2010	Courtney Fortson	2nd HM
2009	Mike Washington	2nd 2nd
2008	Sonny Weems	1st 2nd
2007	Patrick Beverley	2nd -
2006	Ronnie Brewer	1st 1st
	Jonathon Modica	2nd HM
2005	Ronnie Brewer	1st 2nd
2004	Jonathon Modica	2nd -
2002	Jannero Pargo	3rd 3rd
2001	Joe Johnson	2nd 3rd
	Jannero Pargo	3rd 3rd
2000	Joe Johnson	3rd 2nd
1999	Derek Hood	2nd 2nd
1998	Nick Davis	2nd 1st
	Pat Bradley	2nd 2nd
1997	Pat Bradley	3rd 3rd
	Derek Hood	3rd 3rd
1995	Scotty Thurman	1st 1st
	Corliss Williamson	1st 1st
	Corey Beck	- 3rd
	Clint McDaniel	- 3rd
1994	Scotty Thurman	1st 1st
	Corliss Williamson	1st 1st

1993	Scotty Thurman	1st	2nd
	Darrell Hawkins	2nd	3rd
	Corliss Williamson	2nd	-
1992	Todd Day	1st *	1st
	Lee Mayberry	1st *	1st
	Oliver Miller	-	3rd

* One, 11-man team for 1992 season.

SEC ALL-FRESHMAN SELECTIONS

2023	Anthony Black
2021	Moses Moody
2019	Isaiah Joe
2018	Daniel Gafford
2015	Anton Beard
2014	Bobby Portis
2012	BJ Young
2010	Marshawn Powell
2009	Courtney Fortson
2007	Patrick Beverley
2005	Darian Townes
2004	Ronnie Brewer
	Olu Famutimi
2003	Jonathon Modica
2000	Joe Johnson
1997	Glendon Alexander
1996	Kareem Reid
1994	Darnell Robinson
1993	Scotty Thurman
	Corliss Williamson

SEC PLAYER OF THE YEAR (Coaches)

2015	Bobby Portis
1995	Corliss Williamson
1994	Corliss Williamson

SEC PLAYER OF THE YEAR (AP)

2020	Mason Jones (co)
2015	Bobby Portis
1995	Corliss Williamson
1994	Corliss Williamson

SEC NEWCOMER PLAYER OF THE YEAR (AP)

2021	Moses Moody
2007	Patrick Beverley
2000	Joe Johnson

SEC FRESHMAN OF THE YEAR (Coaches)

2021	Moses Moddy
2007	Patrick Beverley



MOSES KINGSLEY is the only Razorback to be named All-SEC twice and to the SEC All-Defensive team twice.

RAZORBACK HISTORY



MOSES MOODY, the 2021 SEC Freshman and Newcomer of the Year, is the only Razorback to earn consensus first team All-SEC honors in his rookie season.

SEC DEFENSIVE PLAYER OF THE YEAR

2007	Steven Hill
------	-------------

SEC ALL-DEFENSIVE TEAM

(Selected in '91 and '92; and started again in '08)

2023	Davonte Davis
2022	Jaylin Williams
2019	Daniel Gafford
2017	Moses Kingsley
2016	Moses Kingsley
2011	Delvon Johnson
2008	Steven Hill
1992	Lee Mayberry

SEC SIXTH MAN OF THE YEAR

2021	JD Notae
2006	Eric Ferguson

SEC PRESEASON PLAYER OF THE YEAR

2016	Moses Kingsley
2005	Ronnie Brewer
2001	Joe Johnson

SEC PLAYERS OF THE WEEK

2023-24	Trevon Brazile	Dec. 4
	Keyon Menifield Jr.	Jan. 1
	Khalif Battle	Feb. 26
2022-23	Ricky Council IV	Dec. 5
2021-22	Jaylin Williams	Jan. 24
	Jaylin Williams	Feb. 21
	Jd Notae ^	Feb.28
2019-20	Mason Jones #	Nov. 11
	Mason Jones #	Dec. 16
	Isaiah Joe	Dec. 30
	Mason Jones #	Feb. 3
	Mason Jones #	Mar. 2
2018-19	Daniel Gafford	Nov. 19
	Isaiah Joe *	Dec. 3
	Daniel Gafford	Mar. 11
2014-17	Daryl Macon	Dec. 18
	Daryl Macon	Jan. 1
	Daryl Macon	Jan. 29
2016-17	Daryl Macon	Feb. 20





BOBBY PORTIS became the first player in program history with 1,000 points and 500 rebounds as a sophomore. He was consensus SEC Player of the Year and USBWA District Player of the Year in 2015.

2015-16	Anthlon Bell	Jan. 11
	Moses Kingsley	Feb. 1
2014-15	Michael Qualls	Dec. 1
	Bobby Portis	Jan. 12
	Bobby Portis	Feb. 16
2012-13	BJ Young	Dec. 31
	Marshawn Powell	Feb. 18
2010-11	Rotnei Clarke	Jan. 31
	Rotnei Clarke	Feb. 28
2009-10	Rotnei Clarke	Nov. 16
	Courtney Fortson	Feb. 8
2008-09	Michael Washington	Nov. 17
	Courtney Fortson *	Dec. 15
	Michael Washington	Jan. 5
2007-08	Sonny Weems	Feb. 4
2006-07	Gary Ervin	Jan. 8
	Gary Ervin	Mar. 5
2005-06	Jonathon Modica	Feb. 6
2004-05	Jonathon Modica	Feb. 14
2001-02	Jannero Pargo	Dec. 23
	Jannero Pargo	Jan. 28
2000-01	Jannero Pargo	Jan. 22
1997-98	Kareem Reid	Dec. 15
1994-95	Corliss Williamson	Feb. 13
	Scotty Thurman	Feb. 20
1993-94	Scotty Thurman	Feb. 7
	Scotty Thurman	Feb. 21
	Corliss Williamson	Feb. 28
1991-92	Todd Day	Jan. 13
	Todd Day	Mar. 2

* - won Player of the Week as a Freshman
 # - 1 of 3 SEC to be 4-time honoree in a season
 ^ - Also named National Player of the Week

SEC FRESHMAN POW (Beginning in 2007)

2022-23	Anthony Black ^ 11/22	Nov. 28
	Nick Smith Jr. ^	Dec. 12
	Nick Smith Jr.	Feb. 27
2020-21	Moses Moody	Dec. 7
	Moses Moody	Mar. 1
	Moses Moody	Mar. 8
2017-18	Daniel Gafford	Dec. 11
	Daniel Gafford	Jan. 22
	Daniel Gafford	Feb. 19
2014-15	Anton Beard	Feb. 23
2012-13	Bobby Portis	Dec. 9
	Bobby Portis	Jan. 6
	Bobby Portis	Feb. 10

2011-12	BJ Young	Jan. 9
2009-10	Marshawn Powell	Feb. 1
2008-09	Courtney Fortson	Dec. 22
2006-07	Patrick Beverley	Nov. 13
	Patrick Beverley	Nov. 27
	Patrick Beverley	Feb. 19

^ - Also named National Freshman of the Week

SEC COMMUNITY SERVICE TEAM

2024	Lawson Blake
2023	Derrian Ford
2022	JD Notae
2021	Moses Moody
2020	Adrio Bailey
2019	Adrio Bailey
2018	Trey Thompson
2017	Moses Kingsley
2016	Keaton Miles
2015	Moses Kingsley
2014	Kikko Haydar
2013	Kikko Haydar
2012	Michael Sanchez
2011	Marcus Britt
2010	Rotnei Clarke
2009	Michael Sanchez
2008	Darian Townes
2007	Sean McCurdy
2006	Dontell Jefferson
2005	Steven Hill
2004	Billy Pharis
2003	Blake Eddins
2002	Blake Eddins
2001	Brandon Davis
2000	Brandon Davis
1999	Pat Bradley

SEC WINTER ACADEMIC HONOR ROLL

(1st = First-Year SEC Academic Honor Roll)

2023	Cade Arbogast • Lawson Blake
2023	Cade Arbogast • Lawson Blake
	Davonte Davis • Barry Dunning (1st)
	Derrian Ford (1st)
2022	Davonte Davis • Jaylin Williams
	Lawson Blake (1st) • Chance Moore (1st)



JAYLIN WILLIAMS was named All-SEC and selected to the SEC All-Defensive team. He led the NCAA by taking 54 charges in 2021-22 while grabbing 16 double-doubles and ranking second in the SEC in rebounding.



MASON JONES led the SEC in scoring in 2019-20 and was named consensus first team All-SEC, the AP SEC co-Player of the Year. He also earned SEC Player of the Week honors four times that season, being just 1 of 3 SEC players to ever do so.

2021	Abayomi Iyiola • Emeka Obukwelu
	Desi Sills • Connor Vanover
	Davonte Davis (1st) • Bryson Morehead (1st)
	Khalen Robinson (1st) • Jaylin Williams (1st)
2020	Ty Stevens
	Abayomi Iyiola (1st) • Jimmy Whitt Jr. (1st)
	Connor Vanover (1st)
2019	Jonathan Holmes • Gabe Osabuohien
2018	Trey Thompson
2017	Robert Glasper (1st) • Jonathan Holmes (1st)
	Moses Kingsley • Manuale Watkins
2016	Anthlon Bell • Moses Kingsley
	Trey Thompson, • Manuale Watkins
	Lorenzo Jenkins (1st) • Dustin Thomas (1st)
	Jimmy Whitt Jr. (1st)
2015	Nick Babb • Dusty Hannahs,
	Moses Kingsley • Bobby Portis
	Trey Thompson • Manuale Watkins
2014	Kikko Haydar • Moses Kingsley (1st)
	Bobby Portis (1st) • Manuale Watkins (1st)
2013	Kikko Haydar • Charlie Henderson (1st)
2012	Kikko Haydar • Rickey Scott
2011	Kikko Haydar (1st) • Jeff Peterson (1st)
	Rickey Scott (1st)
2010	Stephen Cox
2009	Stephen Cox • John Paul Noland (1st)
	Michael Sanchez (1st)
2008	Stephen Cox-- (1st) • Steven Hill
2007	Sean McCurdy
2006	Preston Cranford • Steven Hill
	Sean McCurdy (1st)
2005	Preston Cranford • Steven Hill (1st)
2004	Preston Cranford (1st) • Billy Pharis (1st)
2003	Eric Ferguson (1st)
2001	Dionisio Gomez
1999	Lance Keeling
1995	Scotty Thurman
1994	John Engskov (1st) • Dwight Stewart
	Scotty Thurman





The honors below are from available records

PLAYER OF THE YEAR

- 1991 Todd Day (AP)
Oliver Miller (Coaches)
- 1990 Lee Mayberry (co)
- 1979 Sidney Moncrief
- 1978 Ron Brewer
- 1973 Martin Terry

DEFENSIVE PLAYER OF THE YEAR

- 1989 Keith Wilson

NEWCOMER OF THE YEAR

- 1989 Todd Day

ALL-NEWCOMER TEAM

- 1989 Todd Day, Lenzie Howell
Lee Mayberry

TOURNAMENT MVP

- 1991 Oliver Miller
- 1990 Todd Day
- 1989 Lenzie Howell
- 1985 Joe Kleine
- 1982 Alvin Robertson
- 1979 Sidney Moncrief
- 1977 Ron Brewer

ALL DECADE TEAM

- Joe Kleine (1980's)
- Alvin Robertson (1980's)

- 1991 Todd Day
Lee Mayberry
Oliver Miller
- 1990 Todd Day
Lee Mayberry
- 1989 Keith Wilson
- 1988 Ron Huery
- 1985 Joe Kleine
- 1984 Joe Kleine
Alvin Robertson
- 1983 Darrell Walker
- 1982 Scott Hastings
- 1981 Scott Hastings
- 1980 Scott Hastings
- 1979 Sidney Moncrief
- 1978 Ron Brewer
Marvin Delph
Sidney Moncrief
- 1977 Ron Brewer
Marvin Delph
Sidney Moncrief
- 1975 Kent Allison
Robert Birden
- 1974 Dean Tolson
- 1973 Martin Terry
- 1972 Martin Terry
- 1963 Tommy Boyer
- 1962 Jerry Carlton
Tommy Boyer

All-SWC (Note: Only 1st Team Honors Were Awarded)

- 1961 Jerry Carlton
Clyde Rhoden
Pat Foster
- 1960 Clyde Rhoden
- 1958 Fred Grim
- 1956 Jerald Barnett
- 1951 D.L. Miller
- 1950 Jim Cathcart
- 1949 Kenneth Kearns
- 1948 George Kok
- 1947 Alvin Williams
- 1946 George Kok
- 1945 George Kok
- 1944 Deno Nichols
Billy Flynt
- 1943 Gordon Carpenter
Clayton Wynne
- 1942 R.C. Pitts
- 1941 Johnny Adams
John Frieberger
Howard Hickey
- 1940 Howard Hickey
- 1939 Johnny Adams
- 1938 Don Lockard
Jack Robbins
- 1937 Don Lockard
Jack Robbins


- 1936 Elwin Gilliland
Jim Lee Howell
Ike Poole
- 1935 Taft Moody
Ike Poole
- 1934 Taft Moody
- 1933 Tom Murphy
- 1932 Tom Murphy
James "Doc" Sexton
- 1931 Milan Creighton
- 1930 Wear Schoonover
Milan Creighton
Roy Prewitt
- 1929 Tom Pickell
Gene Lambert Sr.
Wear Schoonover
- 1928 Glen Rose
Tom Pickell
Gene Lambert Sr.
Wear Schoonover
- 1927 Glen Rose
Harold Steele
Tom Pickell
- 1926 Rolla Adams
Elbert Pickell
Glen Rose
Curtis Parker
- 1925 Rolla Adams



MARTIN TERRY, 1972 and 1973 All-SWC.



JOE KLEINE, 1984 and 1985 All-SWC.



ALVIN ROBERTSON, 1984 All-SWC.



NATIONAL ASSOCIATION OF BASKETBALL COACHES (NABC) ALL-DISTRICT

2023	Anthony Black	2nd
2022	JD Notae	2nd
	Jaylin Williams	2nd
2021	Moses Moody	1st
2020	Mason Jones	1st
2019	Daniel Gafford	2nd
2018	Jaylen Barford	1st
	Daryl Macon	2nd
2017	Moses Kingsley	2nd
2015	Bobby Portis	1st
	Michael Qualls	2nd
2013	Marshawn Powell	2nd
2009	Michael Washington	2nd
2008	Sonny Weems	2nd
2007	Patrick Beverley	2nd
2006	Ronnie Brewer	1st
2005	Ronnie Brewer	1st
2002	Jannero Pargo	1st
2001	Joe Johnson	1st
1999	Derek Hood	2nd
	Kareem Reid	2nd
1998	Kareem Reid	2nd
1997	Kareem Reid	2nd
1995	Corliss Williamson	1st
	Scotty Thurman	2nd
1994	Scotty Thurman	1st
	Corliss Williamson	1st
1993	Scotty Thurman	2nd
1992	Todd Day	1st
	Lee Mayberry	2nd
	Oliver Miller	2nd
1991	Todd Day	1st
	Lee Mayberry	1st
	Oliver Miller	1st
1990	Todd Day	1st
	Lenzie Howell	1st
	Lee Mayberry	1st
	Oliver Miller	1st
1988	Andrew Lang	1st
1985	Charles Ballentine	1st
	Joe Kleine	1st
1984	Alvin Robertson	1st
	Joe Kleine	2nd
1983	Darrell Walker	1st
1982	Scott Hastings	1st
1981	Scott Hastings	1st
	U.S. Reed	1st
1980	U.S. Reed	1st
	Scott Hastings	2nd
1979	Sidney Moncrief	1st
1978	Ron Brewer	1st
	Marvin Delph	1st
	Sidney Moncrief	1st
1977	Ron Brewer	1st
	Marvin Delph	1st
	Sidney Moncrief	1st
1976	Marvin Delph	3rd
	Daryll Saulsberry	3rd
1975	Kent Allison	1st
	Rickey Medlock	3rd
1974	Dean Tolson	2nd
1973	Martin Terry	1st
	Dean Tolson	3rd
1972	Martin Terry	3rd
1968	James Eldridge	3rd
1967	Tommy Rowland	2nd
1966	Ricky Sugg	2nd
1965	Ricky Sugg	3rd
1964	Jim Magness	2nd
1963	Tommy Boyer	2nd
1962	Jerry Carlton	1st
	Tommy Boyer	2nd
1960	Clyde Rhoden	1st

1958	Fred Grim	1st
1957	Terry Day	
1956	Jerald Barnett	
1955	Buddy Smith	
1954	Jerald Barnett	
1953	Gene Lambert	
1950	Robert Ambler	
	James Cathcart	

UNITED STATES BASKETBALL WRITERS ASSOCIATION (USBWA) ALL-DISTRICT VII

2023	Ricky Council IV
2022	JD Notae
	Jaylin Williams
2021	Moses Moody
2020	Isaiah Joe
	Mason Jones
2019	Daniel Gafford
	Isaiah Joe
2018	Jaylen Barford
	Daryl Macon
2017	Moses Kingsley
2016	Moses Kingsley
2015	Bobby Portis
	Michael Qualls
2014	Bobby Portis
2013	Marshawn Powell
	BJ Young
2012	BJ Young
2011	Rotnei Clarke
2010	Rotnei Clarke
2009	Michael Washington
2008	Sonny Weems
2007	Patrick Beverley
2006	Ronnie Brewer
2005	Ronnie Brewer
2004	Jonathon Modica

USBWA DISTRICT PLAYER OF THE YEAR

2022	JD Notae
2015	Bobby Portis



JD NOTAE was a third team All-America and joined Bobby Portis as the school's only USBWA District Players of the Year.



ARKANSAS RAZORBACKS

TOURNEY HONORS / SEC LEGENDS / TEAM USA

NCAA ALL-TOURNEY

FINAL FOUR ALL-TOURNAMENT TEAM

Final Four All-Tournament teams started in 1952

1995	Clint McDaniel
	Corliss Williamson
1994	Corliss Williamson - MVP
	Corey Beck
	Scotty Thurman
1978	Ron Brewer

NCAA TOURNAMENT ALL-REGIONAL

2022	JD Notae	West
	Jaylin Williams	West
2021	Jalen Tate	South
1995	Corliss Williamson - MVP	Midwest
	Scotty Thurman	Midwest
1994	Clint McDaniel	Midwest
	Scotty Thurman	Midwest
	Corliss Williamson	Midwest
1990	Lenzie Howell - MVP	Midwest
	Lee Mayberry	Midwest
	Oliver Miller	Midwest
1991	Todd Day	Midwest
	Oliver Miller	Midwest
1983	Darrell Walker	Mideast
1979	Sidney Moncrief	Midwest
	Steve Schall	Midwest
1978	Ron Brewer - MVP	West
	Marvin Delph	West
	Sidney Moncrief	West



LENZIE HOWELL scored 25 points in the Sweet 16 win over North Carolina and 21 points in the Elite 8 win over Texas to earn MVP honors of the 1990 Midwest Regional.

SEC ALL-TOURNEY

SEC TOURNAMENT

2017	Daryl Macon
2015	Michael Qualls
2008	Charles Thomas
	Darian Townes
2007	Sonny Weems
2001	Joe Johnson
2000	Brandon Dean - MVP
	Joe Johnson
1999	Derek Hood
	Kareem Reid
1995	Scotty Thurman
	Corliss Williamson
1994	Corliss Williamson
1992	Todd Day

SEC LEGENDS

2023	Nick Davis
2020	Derek Hood (honored in 2024)
2019	Corey Beck
2018	Jonathan Modica
2017	Oliver Miller
2016	Pat Bradley
2015	Darrell Walker
2014	Clint McDaniel
2013	Jerry Carlton
2012	Nolan Richardson
2011	George Kok
2010	Jim Counce
2009	Scotty Thurman
2008	Corliss Williamson
2007	U.S. Reed
2006	Marvin Delph
2005	Scott Hastings
2004	Todd Day
2003	Lee Mayberry
2002	Ron Brewer
2001	Joe Kleine
2000	Tommy Boyer
1999	Sidney Moncrief



BRANDON DEAN was the 2000 SEC Tournament MVP. He scored 20 in the semifinals and 22 in the championship.

RAZORBACK HISTORY

TEAM USA

OLYMPIANS

1984	Joe Kleine	(Gold)
	Alvin Robertson	(Gold)
1948	R.C. Pitts	(Gold)

TEAM USA

Corey Beck	1997 Tournament of Americas (Gold)
	1994 Goodwill Games (Bronze)
Patrick Beverley	2007 U19 (Silver)
Anthony Black	2022 U18 (Gold)
	2022 Nike Hoop Summit (1-0)
Ronnie Brewer	2009 Men's National Team (Exhib.)
Todd Day	1990 World Cup (Bronze)
	1990 Goodwill Games (Silver)
Marvin Delph	1978 World Cup (5th)
Boogie Fland	2024 Nike Hoop Summit (1-0)
	2023 Jr. National Team-OMC (N/A)
	2023 Jr. National Team-AMC (N/A)
	2022 U17 (Gold)
	2021 JNT-AMC (N/A)
Dusty Hannahs	2024-25 AmeriCup Qualifying W1 (1-1)
	2021-23 World Cup Qualifying (1-1)
Scott Hastings	1979 U19 (Gold)
	1979 US Olympic Festival-South (Gold)
Ron Huery	1987 U19 (Silver)
Joe Johnson	2021-23 World Cup Qualifying W2 (2-0)
	2020-21 FiBA AmeriCup Qualifying W3 (2-0)
	2006 World Cup C (Bronze)
	2006 Senior National Team (5-0)
	2006-08 Senior National Team (N/A)
	2000 U20 (Silver)
	1999 Hike Hoop Summit (1-0)
Joe Kleine	1984 Olympics (Gold)
	1982 World Cup (Silver)
Karter Knox	2023 Jr. National Team-AMC (N/A)
	2022 U17 (Gold)
	2022 Jr. National Team-AMC (N/A)
Lee Mayberry	1990 World Cup (Bronze)
	1990 Goodwill Games (Silver)
Sidney Moncrief	1978 World Invitational Tourney (Gold)
	1977 World University Games (Gold)
R.C. Pitts	1948 Olympics (Gold)
Bobby Portis	2023 World Cup (4th)
	2023 Men's National Team (5-0)
U.S. Reed	1979 World University Games (Gold)
Alvin Robertson	1984 Olympics (Gold)
Nick Smith Jr.	2022 Nike Hoops Summit (1-0)
Scotty Thurman	1994 Goodwill Games (Bronze)
	1993 US Olympic Festival-South (Bronze)
Connor Vanover	2015 U16 (Gold)
Corliss Williamson	1993 U21 (Gold)
	1993 U20 (Silver)

* - qualifying team



NABC ALL-STARS

NABC ALL-STAR GAME PARTICIPANTS

- 2022 Stanley Umude
- 2017 Moses Kingsley
- 1993 Darrell Hawkins
- 1992 Lee Mayberry
- 1991 Ron Huery
- 1988 Andrew Lang
- 1984 Alvin Robertson
- 1983 Darrell Walker
- 1982 Scott Hastings
- 1979 Sidney Moncrief



**NAISMITH MEMORIAL
BASKETBALL HALL OF FAME**

- 2014 Nolan Richardson
- 2015 John Calipari
- 2019 Sidney Moncrief
- 2020 Eddie Sutton



**NATIONAL COLLEGIATE
BASKETBALL HALL OF FAME**

- 2008 Nolan Richardson
- 2011 Eddie Sutton
- 2018 Sidney Moncrief



COACH OF THE YEAR

NATIONAL


- 1995 Nolan Richardson - USBWA Most Courageous Award
- 1994 Nolan Richardson - NABC, Naismith, Chevrolet/CBS, Atlanta Tipoff Club, Kodak
- 1990 Nolan Richardson - Association of Black Coaches
- 1978 Eddie Sutton - AP, UPI
- 1977 Eddie Sutton - USBWA Henry Iba Award

NABC DISTRICT 9

- 1994 Nolan Richardson
- 1991 Nolan Richardson
- 1990 Nolan Richardson
- 1978 Eddie Sutton
- 1977 Eddie Sutton

CONFERENCE

- 1998 (SEC) Nolan Richardson - Coaches & Birmingham Tipoff Club
- 1991 (SWC) Nolan Richardson
- 1990 (SWC) Nolan Richardson
- 1989 (SWC) Nolan Richardson
- 1981 (SWC) Eddie Sutton
- 1979 (SWC) Eddie Sutton
- 1977 (SWC) Eddie Sutton
- 1975 (SWC) Eddie Sutton



A

Abrons, Devonta	2012	Seagoville, Texas
Adams, Elmo	1950	Beebe, Ark.
Adams, Johnny	1939, 40, 41	Beebe, Ark.
Adams, Marvin	1952, 53, 54	Caddo, Okla.
Adams, O'Neal	1940, 41, 42	Beebe, Ark.
Adams, Robert	1948, 1950	Mulberry, Ark.
Adams, Rolla	1924, 25, 26	
Adebayo, Sunday	1998	Benin City, Nigeria
Alexander, Glendon	1997	Carrollton, Texas
Allison, Kent	1975	South Bend, Ind.
Ambler, Robert	1949, 50, 51	Texarkana, Ark.
Anderson, Bobby	1961, 62	Pine Bluff, Ark.
Arbogast, Cade	2022, 23, 24	Concord, Calif.
Ayers, James	1926	Dierks, Ark.

B

Babb, Nick	2015	Arlington, Texas
Bailey, Adrio	2017, 18, 19, 20	Clarence, La.
Bailey, Alvin	1979	West Helena, Ark.
Baker, Carl	2000, 01, 02, 03	Palestine, Ark.
Baker, Shawn	1987, 88	Tulsa, Okla.
Balentine, Charles	1982, 83, 84, 85	Newport, Ark.
Bane, Jim	1963, 64	Branson, Mo.
Barford, Jaylen	2017, 18	Jackson, Tenn.
Barnes, Alton	1970	Pine Bluff, Ark.
Barnett, Jerald	1954, 55, 56	Harrison, Ark.
Bass, Jody	1972, 73	Denton, Texas
Bates, Steve	1978	Fort Wayne, Ind.
Battle, Khalif	2024	Hillside, N.J.
Beall, Elstner	1933	
Beard, Anton	2015, 16, 17, 18	N. Little Rock, Ark.
Beck, Corey	1993, 94, 95	Memphis, Tenn.
Bedford, Darryl	1983, 84	Smyrna, Ga.
Bell, Anthlon	2013, 14, 15, 16	Memphis, Tenn.
Bell, Jamario	2020	Junction City, Ark.
Bennett, Chris	1976, 78	Little Rock, Ark.
Benton, James	1937, 38	Fordyce, Ark.
Beverley, Patrick	2007, 08	Chicago, Ill.
Biggers, Ray	1992, 93, 94	Houston, Texas
Biley, Ken	1991, 92, 93, 94	Pine Bluff, Ark.
Birden, Robert	1974, 75, 76	Pine Bluff, Ark.
Blackburn, Clifford	1924	Danville, Ark.
Black, Anthony	2023	Duncanville, Texas
Blackmon, Jamar	2003, 04	Little Rock, Ark.
Blake, Lawson	2022, 23, 24	Fayetteville, Ark.
Blasingame, John	1960, 61	Monette, Ark.
Blocker, Layden	2024	Little Rock, Ark.
Borgsmiller, John	1950	
Boss, Ora Lee	1958, 59	Green Forest, Ark.
Bowers, Arlyn	1989, 90, 91	Memphis, Tenn.
Box, Larry	1972	Leachville, Ark.
Boyer, Tommy	1961, 62, 63	Fort Smith, Ark.
Bradley, A.B.	1942, 43	Clinton, Ark.
Bradley, Pat	1996, 97, 98, 99	Everett, Mass.
Brady, Harold	1937, 38	
Brannon, Robert	1983	Columbia, S.C.
Brasfield, Travis	1932, 33, 34	
Brazile, Trevon	2023, 24	Springfield, Mo.

Brewer, Ron	1976, 77, 78	Fort Smith, Ark.
Brewer, Ronnie	2004, 05, 06	Fayetteville, Ark.
Briggs, E.J.	1940	
Britt, Marcus	2008, 09, 10, 11	Madison, Ark.
Britt, Maurice	1939	Lonoke, Ark.
Brodie, Frank	1936, 37	
Brown, Mike	1972	White Hall, Ark.
Brown, Tony	1979, 80, 81, 82	Chicago, Ill.
Bryant, Gerald	1951	Many, La.
Bryant, Glenn	2010, 11	Detroit, Mich.
Buckner, Ray	1975, 76, 77	Pine Bluff, Ark.
Burk, Houston	1925, 26, 27	
Butler, Walter "Pete"	1955, 56	Jefferson City, Mo.
Byles, Tony	1946, 47	Robeline, La.

C

Campbell, Doug	1972, 73	Lyons, Kan.
Campbell, Johnny	1947, 48	Harrison, Ark.
Carlton, Jerry	1960, 61, 62	Sheridan, Ark.
Carpenter, Gordon	1941, 42, 43	
Carpenter, Jay	1957, 58, 59	Jefferson City, Mo.
Carpenter, Mike	1986	Knoxville, Tenn.
Carter, Alan	1943	
Cathcart, James	1948, 49, 50	
Chambers, Lendon	1939	
Chaney, Reggie	2019, 20	Tulsa, Okla.
Clark, Andre	2009	N. Little Rock, Ark.
Clark, Carter	2001	Springfield, Mo.
Clarke, Coty	2013, 14	Birmingham, Ala.
Clarke, Rotnei	2009, 10, 11	Verdigris, Okla.
Cleveland, T.J.	1999, 2000, 01, 02	Birmingham, Ala.
Clifton, Gus	1932	
Coffman, M.B. "Skippy"	1962, 63	Little Rock, Ark.
Coleman, Paul	1948, 49	
Cone, Benton	1967, 68, 69	Wilmot, Ark.
Cook, Arlando	2017, 18	St. Louis, Mo.
Cook, Orval	1964, 65, 66	Cleveland, Okla.
Copeland, Jody	1945	
Corzine, Corky	1976	Florissant, Mo.
Counce, Jim	1975, 76, 77, 78	Memphis, Tenn.
Cox, Stephen	2008, 09, 10	Jonesboro, Ark.
Craft, Rege	1979	Garden City, Kan.
Crane, Jay	1984, 85, 86	Ft. Worth, Texas
Cranford, Preston	2004, 06, 07	Heber Springs, Ark.
Crawford, Roger	1993, 94	Birmingham, Ala.
Credit, Mario	1987, 88, 89, 90	Kansas City, Kan.
Creighton, Milan	1929, 30, 31	Gothenberg, Neb.
Crockett, James	1978, 79	West Helena, Ark.
Council IV, Ricky	2023	Durham, N.C.
Cutts, Willie	1983	Fort Worth, Texas
Cylla, Jeantal	2020	Lake Worth, Fla.

D

Davenport, Jeremiah	2024	Cincinnati, Ohio
Davis, Brandon	1998, 99, 2000, 01	Camden, Ark.
Davis, Davonte	2021, 22, 23, 24	Jacksonville, Ark.
Davis, Kendrick	2003, 04	Houston, Texas
Davis, Nick	1996, 97, 98	Columbia, S.C.
Davis, Shawn	1989, 90, 91, 92	Maud, Texas

Day, Terry	1955, 56, 57	Magnolia, Ark.
Day, Todd	1989, 90, 91, 92	Memphis, Tenn.
Dean, Brandon	1999, 2000, 01, 02	Monroe, La.
DeBose, Keenan	1983, 84	Killeen, Texas
Delph, Marvin	1975, 76, 77, 78	Conway, Ark.
Dickson, Joe	1955, 56, 57	Little Rock, Ark.
Dillard, Alex	1994, 95	Bessemer, Ala.
Donaldson, John	1938	
Dunn, Wayne	1956, 57, 58	Hampton, Ark.
Dunning Jr., Barry	2023	Mobile, Ala.
Durham, Jabril	2015, 16	
Dykes, Jimmy	1982, 83, 84	Fayetteville, Ark.

E

Eddins, Blake	2000, 01, 02, 03	Montgomery, Ala.
Eidson, Harold	1929	Centerville, Ark.
Eldridge, James	1968, 69, 70	Green Forest, Ark.
Elkins, Orval	1952, 53, 54	Minden, La.
Ellis, El	2024	Durham, N.C.
Embery-Simpson, Keyshawn	2019	Midwest City, Okla.
Engskov, John	1994, 95, 96	Berryville, Ark.
Ervin, Gary	2007, 08	Brooklyn, N.Y.

F

Fall, Baye	2024	Dakar, Senegal
Famutimi, Olu	2004, 05	Flint, Mich.
Farmer, Jemal	2010, 11	Chicago, Ill.
Ferguson, Eric	2003, 04, 05, 06	Long Island, N.Y.
Fletcher, Clyde	1991, 92	Memphis, Tenn.
Flynt, Bill	1944, 45, 46	Lonoke, Ark.
Ford, Derrian	2023	Magnolia, Ark.
Fortson, Courtney	2009, 10	Montgomery, Ala.
Foster, Pat	1959, 60, 61	Emerson, Ark.
Freeman, Allie	1985, 86, 87, 88	Little Rock, Ark.
Freeman, Wally	1966, 67	Sheridan, Ark.
Frieberger, John	1939, 40, 41	Point, Texas
Friess, Brad	1979, 80, 81, 82	Austin, Texas
Fulton, John	1935	Malvern, Ark.

G

Gafford, Daniel	2018, 2019	El Dorado, Ark.
Gammill, Gerald	1939, 40	
Garner, Ronnie	1959, 60, 61	Hot Springs, Ark.
Gehring, Ken	1977	Akron, Ohio
Gibson, Ray	1931, 32, 33	Prairie Grove, Ark.
Gilbert, Jason	1999	Mountain View, Ark.
Gilliland, Elwin	1935, 36, 37	Beebe, Ark.
Gipson, Teddy	1999, 2000, 01, 02	Farmerville, La.
Gomez, Dionisio	2000, 01, 02, 03	Fayetteville, Ark.
Graham, Jalen	2023, 24	Phoenix, Ariz.
Green, Steve	1997	Monticello, Ark.
Grim, Fred	1956, 57, 58	Green Forest, Ark.
Grindle, LaVerne	1959, 60	Overton, Texas
Grisham, Larry	1957, 58	Jonesboro, Ark.
Grisham, Larry	1969	White Hall, Ark.
Guess, Charles	1965, 66	
Gulley III, Fred	2013, 14	Fayetteville, Ark.



H

Hagood, Leslie	1938	
Haizlip, Ralph	1927, 28	Hot Springs, Ark.
Hale, Arthur	1927, 28, 29	Fayetteville, Ark.
Hale, Harrison, Jr.	1930	Fayetteville, Ark.
Hall, Antwon	1996	Chicago, Ill.
Hall, Darius	2018	Little Rock, Ark.
Hamilton, Ray	1936, 37, 38	Lonoke, Ark.
Hankins, Justin	1999	Elkins, Ark.
Hankins, Zane	1958, 59	Newport, Ark.
Hannahs, Dusty	2016, 17	Little Rock, Ark.
Harris, Alandise	2014, 15	Little Rock, Ark.
Harris, Denijay	2024	Columbus, Miss.
Harris, Jalen	2019, 20	Wilson, N.C.
Hastings, Scott	1979, 80, 81, 82	Independence, Kan.
Hawkins, Darrell	1989, 90, 92, 93	Prairie View, Texas
Haydar, Kikko	2011, 12, 13, 14	Fayetteville, Ark.
Hays, Dennie	1936	
Hazen, Brachen	2017	Columbia City, Ind.
Heider, Joel	1971, 72	Kansas City, Kan.
Henderson, Charlie	2013	Columbia, Mo.
Henderson, Ethan	2019, 20, 21	Little Rock, Ark.
Henderson, Jethro	1930	Hot Springs, Ark.
Henry, Jason	2009	West Memphis, Ark.
Hess, Jack	1950, 51	Verden, Okla.
Hester, Bill (Toar)	1951	Hall Summitt, La.
Hickey, Howard	1939, 40, 41	Clarksville, Ark.
Hill, Steven	2005, 06, 07, 08	Branson, Mo.
Hilliard, Keith	1980	Memphis, Tenn.
Hogue, Larry	1962, 63, 64	North Little Rock, Ark.
Holmes, Jonathan	2017, 18, 19	Columbia, Ill.
Holt, Ken	1929, 30, 31	
Honea, Robert	1942	
Honea, Elmer	1935	Fayetteville, Ark.
Hood, Derek	1996, 97, 98, 99	Kansas City, Mo.
Horrell, Scott	1980	Marmaduke, Ark.
Horsell, J.L.	1934, 35, 36	
Horst, Howard	1928	
Horton, Clifford	1947, 48	Marshall, Ark.
Howell, Jim Lee	1934, 35, 36	Lonoke, Ark.
Howell, Lenzie	1989, 90	Dallas, Texas
Hudspeth, Gerald	1949, 50	St. Joe, Ark.
Huery, Ron	1987, 88, 90, 91	Memphis, Tenn.
Hunter, Vincent	2004, 06, 07, 08	Little Rock, Ark.
Hurd, Anthony	1987	Kansas City, Mo.
Hutchison, Kenny	1985, 86, 87	New York, N.Y.

I

Irvin, Byron	1985, 86	Chicago, Ill.
Iyiola, Abayomi	2021	Atlanta, Ga.

J

Jackson, Vance	2021	Pasadena, Calif.
Jay, Jim	1963, 64	Lincoln, Ark.
Jefferies, Chris	1999	Fresno, Calif.
Jefferson, Dontell	2005, 06	Lithonia, Ga.
Jelks, J.L.	1931, 32, 33	Jonesboro, Ark.
Jenkins, Lorenzo	2016	Naples, Fla.
Jennings, Jason	1998, 99	Bald Knob, Ark.

Joe, Isaiah	2019, 20	Fort Smith, Ark.
Johnson, Delvon	2010, 11	Chicago, Ill.
Johnson, Joe	2000, 01	Little Rock, Ark.
Johnson, Kamani	2022, 23	Brooklyn, N.Y.
Joliff, Charles	1944, 45, 46	Manila, Ark.
Jones, Ben	1943, 44	Wattenson, Ark.
Jones, C.J.	2017, 18	Birmingham, Ala.
Jones, Loyd	1960	Lincoln, Ark.
Jones, Mason	2019, 20	Desoto, Texas
Jones, Matt	2002, 04	Fort Smith, Ark.
Jones, Michael	2002, 03, 04, 05	Little Rock, Ark.
Jordan, Berry	2002	Jacksonville, Fla.

K

Kays, Paul	1928	Fayetteville, Ark.
Kearns, Kenneth	1945, 46, 48	
Kearns, Walter	1951, 52, 53	Denton, Texas
Keeling, Lance	1997, 99	St. Joe, Ark.
Keeter, Danny	1969, 70	Mountain Home, Ark.
Kelly, Carey	1980, 81, 82, 83	Canton, Miss.
Kendall, Bruce	1931, 32, 33	Berryville, Ark.
Kimbrell, Jacky	1967, 68, 69	Turrell, Ark.
King, Cyrus	1924, 25	Stuttgart, Ark.
Kingsley, Moses	2014, 15, 16, 17	Abuja, Nigeria
Kissee, Jim	1964, 65	Marshfield, Mo.
Kitchen, Robert	1983, 84	Muskegon Heights, Mich.
Kleine, Joe	1983, 84, 85	Slater, Mo.
Kok, George	1945, 46, 47, 48	Grand Rapids, Mich.
Kouassi, Willy	2016	Abidjan, Ivory Coast
Kretschmar, Joe	1956	Jefferson City, Mo.

L

Lambert, Eugene, Jr.	1951, 52, 53	Fayetteville, Ark.
Lambert, Eugene, Sr.	1928, 29	Augusta, Ark.
Lane, Alonzo	2000, 01, 02, 03	Canton, Miss.
Lang, Andrew	1985, 86, 87, 88	Pine Bluff, Ark.
Lawson, Chandler	2024	Memphis, Tenn.
Lee, Almer	1970, 71	Fort Smith, Ark.
Lewis, Tryon	1952	Fayetteville, Ark.
Linn, Warren	1990, 92, 93	Tulsa, Okla.
Lively, Charles	1943	Des Arc, Ark.
Lockard, Don	1936, 37, 38	
Logue, Donald	1950	Fayetteville, Ark.
Lucas, Mike	1985	Dallas, Texas
Lucke, Joel	1951, 52, 53	Pine Bluff, Ark.
Lunday, Kenneth	1935, 36	Miami, Okla.
Lykes, Chris	2022	Mitchellville, Md.

M

Macon, Daryl	2017, 18	Little Rock, Ark.
Madden, Rashad	2012, 13, 14, 15	Lepanto, Ark.
Magness, Jim	1963, 64	Hot Springs, Ark.
Mann, Marvin	1961	Hickory, Va.
Mark, Tramon	2024	Dickinson, Texas
Marks, Larry	1988, 89, 90	Columbia, Tenn.
Martin, Elmer	1992, 93, 94, 95	Memphis, Tenn.
Martin, Neal	1938, 39	Texarkana, Ark.
Martin, Robert	1936, 37	
Mayberry, Lee	1989, 90, 91, 92	Tulsa, Okla.

McAlister, Leslie (Mack)	1968, 70	Jonesboro, Ark.
McClary, Cam	1977	Marshfield, Wis.
McCurdy, Sean	2006, 07	Westport, Conn.
McConnell, J.D.	1964, 65, 66	Fayetteville, Mo.
McDaniel, Clint	1992, 93, 94, 95	Tulsa, Okla.
McDonald, Leo	1954, 55	Many, La.
McGaha, Melvin	1944, 45, 46, 47	Oak Grove, La.
McGowan, Cyrus	2006, 07	Meridian, Miss.
McGuire, J.C.	1924	
McKellar, Philip	1987	North Little Rock, Ark.
McKenzie, Robert	1968, 69, 70	White Hall, Ark.
Medlock, Rickey	1973, 74, 75	Cave City, Ark.
Menifield Jr., Keyon	2024	Flint, Mich.
Merritt, Reggie	1993, 94, 95, 96	Little Rock, Ark.
Mickelson, Hunter	2012, 13	Jonesboro, Ark.
Miles, Keaton	2015, 16	Dallas, Texas
Miller, Oliver	1989, 90, 91, 92	Ft. Worth, Texas
Miller, D. L.	1950, 51	Van Buren, Ark.
Mills, William	1985, 86	Perkins, Ga.
Mitchell, A.E.	1930	
Mitchell, Brandon	2012	Amite, La.
Mitchell, Makhel	2023	Washington, D.C.
Mitchell, Makhi	2023, 24	Washington, D.C.
Modica, Jonathon	2003, 04, 05, 06	Smackover, Ark.
Moncrief, Sidney	1976, 77, 78, 79	Little Rock, Ark.
Monk, Marcus	2005	Lepanto, Ark.
Moody, Moses	2021	Little Rock, Ark.
Moody, Taft	1933, 34	
Mooney, Fred	1970, 71	Jonesboro, Ark.
Moore, Brandon	2009	New Orleans, La.
Moore, Chance	2022	Brookhaven, Ga.
Moore, Stephan	1985, 86, 87, 88	Cushing, Okla.
Morehead, Bryson	2021	Katy, Texas
Morris, Isaiah	1991, 92	Richmond, Va.
Morrison, Alan	1960, 61	Texarkana, Ark.
Mosiman, Jake	2016	Lawrence, Kan.
Mukubu, Wen	2003, 04	Miami, Fla.
Munsey, Sammy	2006	Little Rock, Ark.
Murphy, Tom	1931, 32, 33	Batesville, Ark.
Murphy, Vernon	1971, 72	Texarkana, Texas
Murry, Ernie	1990, 91	Wabbeska, Ark.

N

Nash, Eugene	1979, 80, 81, 82	Tyrone, Ark.
Newby, Jack	1934	Little Rock, Ark.
Nichols, Deno	1944	
Nobles, Julysses	2010, 11, 12	Jackson, Miss.
Noland, John Paul	2009	Southlake, Texas
Norton, Ricky	1981, 82, 83, 84	Okolona, Ark.
Notae, JD	2021, 22	Covington, Ga.
Nutt, Houston	1977	Little Rock, Ark.

O

Obukwelu, Emeka	2020, 21	Plano, Texas
Oliver, Tom	1930	Jacksonville, Ark.
Oshabuohien, Gabe	2018, 19	Toronto, Canada



ARKANSAS RAZORBACKS

LETTERWINNERS

P

Pargo, Jannero	2001, 02	Chicago, Ill.
Parker, Curtis	1924, 26	Winthrop, Ark.
Pauley, Dan	1974	Kansas City, Mo.
Peterson, Jeff	2011	Springfield, Mo.
Peterson, Keith	1979, 80, 81, 82	Little Rock, Ark.
Pharis, Billy	2004	Van Buren, Ark.
Pickell, Elbert	1924, 25, 26	
Pickell, Tom	1927, 28, 29	
Pickren, Jim	1929, 30, 31	Salem, Ark.
Pilgrim, Lawson	1977	Conway, Ark.
Pinion, Joseph	2023, 24	Morrilton, Ark.
Pitts, R.C.	1940, 41, 42	Oxford, Miss.
Plummer, JT	2018	San Antonio, Texas
Poerschke, Eric	1984, 85, 86, 87	Houston, Texas
Poole, H.L.Ike	1934, 35, 36	McGehee, Ark.
Portis, Bobby	2014, 15	Little Rock, Ark.
Powell, Marshawn	2010, 11, 13	Newport News, Va.
Prewitt, Roy	1928, 29, 30	Grady, Ark.
Price, Norman	1949, 50, 51	Mansfield, Ark.
Price, Steve	1973, 74, 75	Delray Beach, Fla.

Q

Qualls, Michael	2013, 14, 15	Shreveport, La.
-----------------	--------------	-----------------

R

Rankin, Tommy	1958, 59, 60	Jonesboro, Ark.
Rankin, Roxie	1944, 47	Fayetteville, Ark.
Ratliff, Mike	1984, 85, 86, 87	Brooklyn, N.Y.
Ray, Herman	1935	Little Rock, Ark.
Reed, U.S.	1978, 79, 80, 81	Pine Bluff, Ark.
Rehl, Kevin	1985, 86	Verma-Alma, Okla.
Reid, Kareem	1996, 97, 98, 99	Bronx, N.Y.
Renfro, Elza	1924	Fayetteville, Ark.
Rhoden, Clyde	1959, 60, 61	Hot Springs, Ark.
Richie, Ocie	1945	
Rimac, Davor	1992, 93, 94, 95	Zagreb, Croatia
Rittman, Richard	1957, 58	Stuttgart, Ark.
Robbins, Jack	1936, 37, 38	Little Rock, Ark.
Robbins, Nobel	1941	
Robertson, Alvin	1982, 83, 84	Barberton, Ohio
Robinson, Darnell	1994, 95, 96	Oakland, Calif.
Robinson, Jaxson	2022	Ada, Okla.
Robinson, Khaleen	2021, 22	Little Rock, Ark.
Rogers, Jerry	1961, 62	North Little Rock, Ark.
Rose, Glen	1926, 27, 28	North Little Rock, Ark.
Rose, Scott	1983, 84, 85, 86	Memphis, Tenn.
Rousseau, Steve	1964, 65, 66	Dewitt, Ark.
Rowland, Tommy	1965, 66, 67	Little Rock, Ark.
Rucker, Paul	1934, 35	Bauxite, Ark.
Ruckman, Charles	1925, 26	

S

Sagely, Floyd	1952, 53, 54	Van Buren, Ark.
Sailer, Bill	1952, 53	Branson, Mo.
Sanchez, Michael	2009, 10, 11, 12	Springdale, Ark.
Satchell, Larry	2000, 01, 02, 03	Waco, Texas
Saulsberry, Daryll	1975, 76	Albuquerque, N.M.
Schall, Steve	1976, 77, 78, 79	Raytown, Mo.

Schoonover, Wear	1928, 29, 30	Pocahontas, Ark.
Schulte, Jack	1974, 75, 76	Ellisville, Mo.
Schumchyk, Frank	1944, 45, 46	Long Island, N.Y.
Schumchyk, Mike	1944, 45, 46	Long Island, N.Y.
Scott, Darryl	1985, 86	Wynne, Ark.
Scott, David	1979	South Bend, Ind.
Scott Jr., Rickey	2011, 12, 13, 14	Irving, Texas
Scott, Tim	1987, 88	Little Rock, Ark.
Scroggins, Carroll	1953, 54, 55	Center Ridge, Ark.
Searles, John	1971	Pine Bluff, Ark.
Self, David	1966, 67, 68	El Dorado, Ark.
Self, Jewell	1959	Little Rock, Ark.
Sexton, Doc	1931, 32, 33	
Shaw, Raymond	1952, 53, 54	Lafayette, La.
Shepherd, Robert	1992, 93	Chicago, Ill.
Sills, Desi	2019, 20, 21	Jonesboro, Ark.
Simmons, Tristan	2016	El Dorado, Ark.
Sims, Keith	1944	
Skulman, Greg	1980, 81, 82	Ozark, Ark.
Smith, Buddy	1954, 55, 56	DeQueen, Ark.
Smith, Glenn	1939	
Smith, Justin	2021	Buffalo Grove, Ill.
Smith Jr., Nick	2023	Jacksonville, Ark.
Smith, Norman	1953, 54, 55	Bucyrus, Ohio
Smith, Sammie	1950, 51, 52	Little Rock, Ark.
Sneed, Brice	1959	Green Forest, Ark.
Snively, John	1982, 83	Pawhuska, Okla.
Southerland, Billy	1940	Pendleton, Texas
Spears, Roger	1972, 73, 74	Tulsa, Okla.
Spivey, Davion	2013	Ruston, La.
Steele, Harold	1925, 26, 27	
Stephens, Gary	1967, 68, 69	N. Little Rock, Ark.
Stevens, Ty	2019, 20	Republic, Mo.
Stewart, Dwight	1993, 94, 95	Memphis, Tenn.
Stolzer, Lawrence	1957, 58	Little Rock, Ark.
Stroud, Steve	1976, 77	Batesville, Ark.
Sugg, Ricky	1964, 65, 66	Berryville, Ark.
Sullinger, J.J.	2002	Columbus, Ohio
Sullivan, Rashard	2003, 04, 05	Ft. Lauderdale, Fla.
Sutton, Leroy	1980, 82, 83, 84	South Bend, Ind.

T

Talkington, John	1964, 65, 67	Midwest City, Okla.
Tanneberger, Ricky	1968, 69, 70	Little Rock, Ark.
Tate, Jalen	2021	Pickerington, Ohio
Tatum, Charles	2000, 01, 02, 04	Midland, Texas
Terry, Charles	1975, 76	Emporia, Kan.
Terry, Martin	1972, 73	Emporia, Kan.
Thomas, Charles	2005, 06, 07, 08	Jackson, Miss.
Thomas, Dustin	2017, 18	Texarkana, Texas
Thompson, Ali	1996, 97, 98	Jonesboro, Ark.
Thompson, Harry	1957, 58, 59	Mount Pleasant, Ark.
Thompson, Matt	2012	Plano, Texas
Thompson, Trey	2015, 16, 17, 18	Madison, Ark.
Thurman, Scotty	1993, 94, 95	Ruston, La.
Tolson, Dean	1972, 73, 74	Kansas City, Mo.
Toney, Au'Diese	2022	Huntsville, Ala.
Townes, Darian	2005, 06, 07, 08	Alexandria, Va.
Towns, Marlon	1996	Memphis, Tenn.
Trapp, Charles	1930	Little Rock, Ark.

RAZORBACK HISTORY

Trumbo, Donald	1956	Fayetteville, Ark.
Trumbo, Trey	1976, 77	Fayetteville, Ark.
Tuck, Henry	1937	

U

Umude, Stamley	2022	San Antonio, Texas
----------------	------	--------------------

V

Vanover, Connor	2021, 22	Little Rock, Ark.
Vint, Bobby	1968, 70, 71	North Little Rock, Ark.
Vogel, Warren	1963, 64	Marion, Kan.

W

Wade, Mardracus	2011, 12, 13, 14	Memphis, Tenn.
Wade, Trey	2022	Marietta, Ga.
Wagner, DeQuavious	2013, 14	Alexandria, La.
Waihe, Marvell	2011, 12	Toronto, Canada
Walker, Chris	1997, 98, 99, 00	Pine Bluff, Ark.
Walker, Darrell	1981, 82, 83	Chicago, Ill.
Walker, J.W.	1952	Russellville, Ark.
Wallace, Roosevelt	1991, 92	Cleveland, Ohio
Wallace, Tarik	1997, 98	Richmond, Va.
Waller, P.T. "Duddy"	1951	Emerson, Ark.
Walsh, Jordan	2023	Desoto, Texas
Washington, Mike	2007, 08, 09, 10	McGehee, Ark.
Watkins, Manuale	2014, 15, 16, 17	Fayetteville, Ark.
Watts, Donnie	1969, 71	Hot Springs, Ark.
Weems, Sonny	2007, 08	West Memphis, Ark.
Welsh, Stef	2007, 08, 09, 10	Newport News, Va.
West, James	1950, 51	Van Buren, Ark.
Wheeler, Paul	1944, 45, 46	
Whitby, Cannon	1987, 88, 89, 90	Obion County, Tenn.
White, Dennis	1972, 73, 74	Independence, Mo.
Whitley, Manuel	1950, 53	Bismarck, Ark.
Whitney, Guy	1996, 97, 98	Bentonville, Ark.
Whitt, Jimmy	2016, 20	Columbia, Mo.
Williams, Alvin	1946, 47, 48	
Williams, Jacorey	2013, 14, 15	Birmingham, Ala.
Williams, Jaylin	2021, 22	Fort Smith, Ark.
Williams, Landis	1995, 96, 97, 98	Tulsa, Okla.
Williams, Robert	1949, 50, 51	Billings, Mo.
Williamson, Corliss	1993, 94, 95	Russellville, Ark.
Wilson, Jessie	1942, 43	
Wilson, Jim	1962, 63	Cherry Valley, Ark.
Wilson, Lee	1994, 95, 96, 97	Waco, Texas
Wilson, Keith	1987, 88, 89	Fort Smith, Ark.
Windle, James	1959	Miami, Okla.
Wofford, Larry	1961, 62, 63	Fort Smith, Ark.
Wynne, Clayton	1941, 42, 43	Hulbert, Ark.

Y

Young, BJ	2012, 13	St. Louis, Mo.
Young, Mike	1978, 79, 80, 81	Wolflake, Ind.
Young, Ott	1942	

Z

Zahn, Alan	1977, 78, 79, 80	Albuquerque, N.M.
------------	------------------	-------------------



Note: Based on available records with help from Hogstats.com and based on the number the player wore in his final season at Arkansas. Numbers in parenthesis indicate other number worn.

#00

Rashad Madden
Mike Washington (#15)

#0

Jaylen Barford
Khalif Battle
Anthony Black
Ray Canode
Jeantal Cylla
Gary Ervin
Justin Smith
J.J. Sullinger
Stanley Umude

#1

Ricky Council IV
Jason Henry
Isaiah Joe
Michael Jones (#22)
Cyrus McGowan
Keyon Menifield Jr.
J.D. Notae
Trey Thompson
Mardracus Wade

#2

Adrio Bailey
Trevon Brazile
Jemal Farmer
Alandise Harris
Vance Jackson
Jake Mosiman
Wen Mukubu
Sammy Munsey
Khalen Robinson (#12)
Wear Schoonover
Harold Steele

#3

John Campbell (#2)
Alex Dillard
El Ellis
Khalil Garland
Dusty Hannahs
Justice Hill
Andrew Lang (#50)
Warren Linn
Rickey Scott
Desi Sills (#0)
Nick Smith Jr.
Charles Tatum
Charles Thomas (#21)
Trey Wade

#4

Devonta Abron
Glendon Alexander
Darrell Anderson
Carl Baker (#43)
Joe Blair
Coty Clarke
Elbert Cunningham
Davonte Davis
Jabril Durham
Courtney Fortson
Jason Gilbert
Kenny Hutchinson
Dontell Jefferson
Daryl Macon
Jesse Pate
Craig Tyson

#5

Anthlon Bell
Travis Brasfield
Frank Brodie
Glenn Bryant
T.J. Cleveland
Arlando Cook
Jalen Harris
Matt Jones (#2)
Bruce Kendall
Montrell McDonald
William Mills
Moses Moody
Curtis Parker
Joseph Pinion
Ali Thompson
Au'Diese Toney
Darian Townes
Alvin Williams

#6

Layden Blocker
Garland Wheeler

#7

Frank Bruce
Denijay Harris
Paul Rucker

#8

Chandler Lawson
Jack Newby

#9

Jack Holt

#10

Ron Brewer
Ronnie Brewer
Mike Brown
Willie Cutts
Todd Day
Baye Fall
Steve Fowler
Daniel Gafford
LaVerne Grindle
Johnson Gunn
Tryon Lewis
Mike Lucas
Marvin Mann
Robert McKenzie
Marcus Monk (#3)
Taft Moody
Eugene Nash
Bobby Portis
Dick Rittman (#17)
John Talkington
Jaylin Williams

#11

Bob Ambler
Kenny Bailey
Joe Dickson
Jimmy Dykes
Keyshawn Embery-Simpson
Allie Freeman
R.J. Glasper
Jalen Graham
Colin Hardaway
Chris Lykes
Nick Mason (#2, #3)
Lee Mayberry
Brandon Moore
Tommy Rankin
Jerry Rogers
Steve Rousseau
Joel Tabor
Ricky Tanneberger
Jalen Tate
Michael Watley
B.J. Young

#12

Luke Allen
Elstner Beall
Andrew Boyd
Marcus Britt
Kendrick Davis
Barry Dunning Jr.
Pat Foster
Brad Friess
Fred Grim
Fred Gulley III
Brachen Hazen

Jim Magness
Tramon Mark
Cam McClary
Clint McDaniel
Fred Mooney
Jannero Pargo
Kareem Reid
Scott Rose
Tommy Rowland
DaShaun Stark
Ty Stevens
Ted Thompson
Ron Van Eman
Keith Wilson

#13

Chris Brunt
Steven Conley
Brandon Dean
John Engskov
Vernie Harris
Charlie Henderson
Chance Moore
Emeka Obukwelu
Dustin Thomas
Bobby Vint
Jordan Walsh
Sonny Weems

#14

Nick Babb
Corey Beck
Jamario Bell
Chris Bennett
John Blasingame
Charlie Brown
Jim Cathcart
Orval Cook
Curtis Drake
Billy Hester (#55)
Sherman Jones
Brandon Kimble
Sean McCurdy
Tom Murphy
Vernon Murphy
Ernie Murry
Ricky Norton
Billy Pharis
J.T. Plummer
Jaxson Robinson
Tristan Simmons
Davion Spivey
Matt Thompson
Stef Welsh (#2)



#15

Guy Bariola Jr.
Carter Clark
Rotnei Clarke
Edgar Dozier
Eric Ferguson (#11)
Ronnie Garner
Charles Guess
Jonathan Holmes
Brandan Hudspeth
Chris Jefferies
Lorenzo Jenkins
Mason Jones (#13)
Lonnie Jordan
Makhi Mitchell
Shawn Perceful
Mike Schumchyk (#10)
Dwight Stewart
Marlon Towns
Alfred Warren
Charles Wilson
Jim Windle

#17

Jim Gattis
Joe Kretschmar

#18

Bob Johnson
George Meyer

#19

James Benton

#20

Arlyn Bowers
Martin Brown
Doug Campbell
Brandon Davis
Terry Day
Jay Dickey
Steve Green
Darius Hall
Kikko Haydar
Kamani Johnson
Eddie Jones
Donald Osborn
Mike Puccio
Robert Reed
Kevin Rehl
Raymond Shaw
Robert Shepherd
Rashard Sullivan
Charles Terry
Darrell Walker
Alan Zahn

#21

Cade Arbogast
Patrick Beverley
Jim Black
Mike Buckrop
Wayne Dunn
Blake Eddins
Willis Edmiston
Byron Freeland
John Fulton
Darrell Hawkins
Keith Hilliard
Cliff Horton
Byron Irvin
Delvon Johnson
Jim Kisse
Mack McAlister
Philip McKellar
Hunter Mickelson
John Paul Noland
Houston Nutt
Jack Robbins
Alvin Robertson
Brice Sneed
Manuale Watkins
Landis Williams
Larry Wofford

#22

Jody Bass
Pat Bradley
Ray Buckner
Jerry Cariton
Paul Coleman
Benton Cone
Rege Craft
Preston Cranford
Abayomi Iyiola
Berry Jordan
Robert Kitchen
Almer Lee
Makhel Mitchell
Craig Olson
Gabe Osabuohien
Nate Rakestraw
Davor Rimac
David Scott
Buddy Smith
Lawrence Stolzer
Marvell Waithe
Cannon Whitby
Jacorey Williams
Billy Ray Wood

#23

Ibrahim Ali
Jim Bane
Ken Biley
Keenan DeBose

Olu Famutimi
Derrian Ford
Craig Frantz
Reggie Garrett
Teddy Gipson
Antwon Hall
Michael Hogue
Ronnie Jackson
Mike Johnson
Bruce Jones
C.J. Jones
Matt Mitchell
Jim Mote
Jullysses Nobles
Levan Patsatsia
Ike Poole
Connor Vanover
DeQuavious Wagner
Tarik Wallace

#24

Charles Balentine
Ray Biggers
Robert Birden
Tony Byles (#39)
Jeremiah Davenport
Joel Garland
Larry E. Grisham
Ethan Henderson
Elmer Honea
Lenzie Howell
Joe Johnson
Lance Keeling (#13)
J.D. McConnell
Jonathon Modica
Lawson Pilgrim
Michael Qualls
U.S. Reed
Clyde Rhoden
John Searles
Gary Stephens
Guy Whitney (#20)

#25

Jay Carpenter (#19)
Stephen Cox
James Eldridge (#15)
Wally Freeman
Dale Lemon
Don Logue
Oliver Miller
Brandon Mitchell (#1)
Alan Morrison
Jordan Phillips
Darryl Scott
Tim Scott
John Snively
Joe Telford
Warren Vogel

#26

Herman Ray

#28

Jim Lee Howell
George Kok (#42, #10)

#29

Kenneth Lunday

#30

Robert Adams (#17)
Bobby Anderson
Ora Lee Boss
Larry Box
Harold Brady
Maurice Chevalier
Scott Horrell
Don Lockard
Dan Pauley
Jeff Peterson
Mike Ratliff
Steve Schall
Scotty Thurman
Manuel Whitley (#19)
John Wood

#31

Kent Allison
Anton Beard
Ronald Cooper
Roger Crawford
Nick Davis
Gerald Hudspeth (#19)
Ron Huery
Jim Jay
Alonzo Lane
Michael Sanchez
David Self
Jewell Self
Josh Smith (#44)
Henry Tuck (#4, #27)
Larry Vest
Donnie Watts

#32

• Retired in honor of Sidney Moncrief •

Skippy Coffman
Zane Hankins
Joel Heider
Jacky Kimbrell
Bobbie Martin
Sidney Moncrief
Norman Price
Steve Price
Ricky Sugg



#33

David Carver
Clyde Fletcher
Dionisio Gomez
Larry Hogue
Vincent Hunter
Loyd Jones
Moses Kingsley
Stephan Moore
Bryson Morehead
Marshawn Powell
Fred Rice
Leroy Sutton
Jimmy Whitt (#24)
Lee Wilson

#34

• Retired in honor of Corliss Williamson •

Tommy Boyer
Gene Bradley
Terry Dake
Anthony Hurd
Rickey Medlock
Billy Reyenga
Harry Thompson
Burns Tilton
Trey Trumbo
Roosevelt Wallace
Leigh Walpole
Corliss Williamson
Mike Young

#35

Elmo Adams
Marvin Adams
Reggie Chaney
Elwin Gilliland
Joe Kleine
Reggie Merritt
A.E. Mitchell
Isaiah Morris

#36

Dennie Hayes
David Hickey
Leo McDonald

#37

Bill Flynt
John Freiburger
Freemont Goza
Ken McCormick

#38

Jerald Barnett (#23)
Jessie Wilson

#39

John Donaldson
Deno Nichols

#40

Sunday Adebayo
Tony Brown
Bob Hall
Kenneth Kearns
Cody Lay
Elmer Martin
Carroll Scroggin
Sammy Smith
Steve Stroud (#10)
Dennis White

#41

Johnny Adams
Floyd Sagely
Chris Walker
Bob Williams

#42

Robert Brannon
Maurice Britt
Alan Carter
Jim Counce
Ray Hamilton
Larry Marks
D.L. Miller
Keith Peterson
Bill Sailer
Marv Seabloom
Bill Southerland

#43

Jamar Blackmon (#20)
Jack Hess
Greg Skulman
Joe Tibbitts
Don Trumbo
J.W. Walker

#44

John Borgsmiller
Andre Clark
Jay Crane
Shawn Davis
Marvin Delph
Justin Hankins
Scott Hastings
Eugene Lambert Jr.
Darnell Robinson
Martin Terry

#45

Lawson Blake
A.B. Bradley

Walter Kearns
Carey Kelly
Norman Smith

#50

Shawn Baker
Guy Cable
Corky Corzine
James Crockett
Leslie Hagood
Willy Kouassi
Joel Lucke
Chris Roberts
Larry Satchell
Glenn Smith (#52)
Roger Spears
Pat Summerall

#51

Lendon Chambers
Steven Hill
Carl McAdoo

#52

Alvin Bailey
Jason Jennings
Eric Poerschke
David Richardson
Gary Rymer
Jack Schulte

#53

Shaheed Ali
Gerald Gammill
Paul Givens

#54

Darryl Bedford
Mike Carpenter
Joe Dean Davenport
Orval Elkins
Ken Gehring
Daryll Saulsberry
Dean Tolson
Duddy Waller

#55

Jady Copeland
Mario Credit
Alvin Freiburger
Derek Hood
Charles Lively
Neal Martin
Keaton Miles
Roxie Rankin (#29, #33)
Clyde Tracy

#56

E.J. Briggs
Robert Honea
Ben Jones

#58

Wilfred Thorpe

#70

Keith Sims
Clayton Wynne

#71

O'Neal Adams (#31)
Bill Muncy
Earl Wheeler

#72

Howard Hickey
Melvin McGaha

#74

R.C. Pitts

#75

Gordon Carpenter
Charles Jolliff

#76

Noble Robbins

#78

John Nance
Frank Schumchyk
Ott Young



ARKANSAS RAZORBACKS

ARKANSAS IN THE POLLS

1948-49 J18 J25 F1 F8 F15 F22 M1 M8

AP - - - - - 20 -

Coaches • No Poll •

1949-50 J5 J10 J17 J24 J31 F7 F14 F21 F28 M7

AP - - - - - - - - -

Coaches • No Poll •

1950-51 PS D12 D19 D26 J3 J9 J16 J23 J30 F6 F13 F20 F27 M6

AP NP NP - - - - - - - - -

Coaches 13 - - - - - - - - -

1951-52 D6 D10 D17 D25 J1 J8 J15 J22 J29 F5 F12 F19 F26 M4 M11

AP NP - - - - - - - - - NP

Coaches - - - 18 - - - - - - -

1952-53 PS D9 D16 D23 D30 J6 J13 J20 J27 F3 F10 F17 F24 M3 M10 M24

AP NP NP - - - - - - - - - NP NP

Coaches - - - - - - - - - - -

1953-54 D8 D15 D22 D29 J5 J12 J19 J26 F2 F9 F16 F23 M2 M9 M23

AP - - - - - - - - - - - NP

Coaches - - - - - - - - - - -

1954-55 D7 D14 D21 D28 J4 J11 J18 J25 F1 F8 F15 F22 M1 M8

AP - - - - - - - - - - -

Coaches - - - - - - - - - - -

1955-56 PS D6 D13 D20 D27 J3 J10 J17 J24 J31 F7 F14 F21 F28 M6

AP NP - - - - - - - - - - -

Coaches - - - - - - - - - - -

1956-57 PS D11 D18 D26 J2 J8 J15 J22 J29 F5 F12 F19 F26 M5 M12

AP NP - - - - - - - - - - -

Coaches - - - - - - - - - - -

1957-58 D10 D17 D24 D31 J7 J14 J21 J28 F4 F11 F18 F25 M4 M11

AP - - - - - 20 17 18 - - - - -

Coaches - - - - - 16 16 - - - - -

1958-59 PS D9 D16 D23 D30 J6 J13 J20 J27 F3 F10 F17 F24 M2 M9

AP NP - - - - - - - - - - -

Coaches - - - - - - - - - - -

1959-60 D8 D14 D22 D29 J5 J12 J19 J26 F2 F9 F16 F23 M1 M8

AP NP NP - - - - - - - - - - -

Coaches - - - - - - - - - - -

1960-61 D5 D13 D20 D27 J3 J10 J17 J24 J31 F7 F14 F21 F28 M7

AP NP - - - - - - - - - - -

Coaches - - - - - - - - - - -

1961-62 PS D12 D19 D26 J2 J9 J16 J23 J30 F6 F13 F20 F27 M6 M13

AP - NP - - - - - - - - - - -

Coaches - - - - - - - - - - -

1962-63 PS D4 D11 D18 D25 J1 J8 J15 J22 J29 F5 F12 F19 F26 M5 M12

AP - - - - - - - - - - - - -

Coaches - - - - - - - - - - -

1963-64 PS D10 D17 D24 D31 J7 J14 J21 J28 F4 F11 F18 F25 M3 M10

AP - - - - - - - - - - - - -

Coaches - - - - - - - - - - -

1964-65 PS D8 D15 D22 D29 J5 J12 J19 J26 F2 F9 F16 F23 M2 M9

AP - - - - - - - - - - - - -

Coaches - - - - - - - - - - -

1965-66 PS D7 D14 D21 D28 J4 J11 J18 J25 F1 F8 F15 F2 M1 M8

AP - - - - - - - - - - - - -

Coaches - - - - - - - - - - -

1966-67 PS D6 D13 D20 D27 J3 J10 J17 J24 J31 F7 F14 F21 F28 M7

AP - - - - - - - - - - - - -

Coaches - - - - - - - - - - -

1967-68 PS D5 D12 D19 D26 J2 J9 J16 J23 J3 F6 F13 F20 F27 M5 M12

AP - - - - - - - - - - - - -

Coaches - - - - - - - - - - -

RAZORBACK HISTORY

1968-69 PS D3 D10 D17 D24 D31 J7 J14 J21 J28 F4 F11 F18 F25 M4 M11

AP - - - - - - - - - - - NP

Coaches NP - - - - - - - - - - -

1969-70 PS D9 D16 D23 D30 J6 J13 J20 J27 F3 F10 F17 F24 M3 M10

AP - - - - - - - - - - - - -

Coaches - - - - - - - - - - - - -

1970-71 PS D8 D15 D22 D29 J5 J12 J19 J26 F2 F9 F16 F23 M2 M9 M16

AP - - - - - - - - - - - - -

Coaches - - - - - - - - - - - - -

1971-72 PS D7 D14 D21 D28 J4 J11 J18 J25 F1 F8 F15 F22 F29 M7 M14

AP - - - - - - - - - - - - -

Coaches - - - - - - - - - - - - -

1972-73 PS D5 D12 D19 D26 J2 J9 J16 J23 J30 F6 F13 F20 F27 M6 M13

AP - - - - - - - - - - - - -

Coaches - - - - - - - - - - - - -

1973-74 PS D4 D11 D18 D25 J2 J8 J15 J22 J29 F5 F12 F19 F26 M5 M12 M19 M27

AP - - - - - - - - - - - - - NP NP -

Coaches NP NP - - - - - - - - - - - NP NP -

1974-75 PS D3 D10 D17 D24 D31 J7 J14 J21 J28 F4 F11 F18 F25 M4 M11 M18 M25 A2

AP - - - - - - - - - - - - - NP NP NP

Coaches NP NP - - - - - - - - - - - NP NP NP

1975-76 PS D2 D9 D16 D23 D30 J6 J13 J20 J27 F3 F10 F17 F24 M2 M9 M16

AP - - - - - - - - - - - - - NP -

Coaches NP NP - - - - - - - - - - - NP -

1976-77 PS N30 D7 D14 D21 D28 J4 J11 J18 J25 F1 F8 F15 F22 M1 M8 M15

AP - - - 19 18 17 18 16 17 15 14 13 11 6 7 8 18

Coaches - - - - 17 - 16 15 16 13 12 10 7 7 NP 7

1977-78 PS N29 D6 D13 D20 D27 J3 J10 J17 J24 J31 F7 F14 F21 F28 M6 M13

AP 7 7 6 4 4 3 3 3 6 4 2 2 1 4 4 7 5

Coaches 9 NP 6 5 5 4 3 3 6 4 4 3 3 4 4 NP 6

1978-79 PS N28 D5 D12 D19 D26 J3 J9 J16 J23 J30 F6 F13 F20 F27 M6 M13

AP - - - - 20 14 10 11 15 19 14 11 10 9 7 5

Coaches - NP NP 20 20 - 15 10 13 18 - 14 11 12 9 NP 6

1979-80 PS D4 D11 D18 D26 J2 J8 J15 J22 J29 F5 F12 F19 F26 M4

AP - - 20 20 19 - - - - - - - - -

Coaches - 20 19 19 19 - - - - - - - - -

1980-81 PS D2 D9 D16 D23 D30 J6 J13 J20 J27 F3 F10 F17 F24 M3 M10

AP 20 11 17 19 17 - - - - - 18 15 20

Coaches - NP - - 20 - - - - - 17 16 15 -

1981-82 PS D1 D8 D15 D22 D29 J5 J12 J19 J26 F2 F9 F16 F23 M2 M9

AP 18 13 11 9 6 5 11 9 15 12 14 8 17 15 14 12

Coaches 19 NP 10 8 6 6 11 10 14 11 14 10 17 15 15 12

1982-83 PS N30 D7 D14 D21 D28 J4 J11 J18 J25 F1 F8 F15 F22 M1 M8 M15 M22

AP 17 16 16 15 13 12 11 10 7 4 12 9 8 7 6 5 6 9

Coaches 20 NP 16 13 14 14 12 7 5 11 9 9 7 5 4 5 9 NP

1983-84 PS N29 D6 D13 D20 D27 J3 J10 J17 J24 J31 F7 F14 F21 F28 M6 M13

AP 14 14 15 - - - - - 16 - - 14 11 12 8 8

Coaches NP NP 16 - - 20 - 19 19 11 18 19 13 11 12 8 7

1984-85 PS N27 D4 D11 D18 D25 J1 J8 J15 J22 J29 F5 F12 F19 F26 M5 M12

AP 16 17 - - - - - - - - - - - - -

Coaches NP 18 - 20 16 15 - - - - - - - - -

1985-86 PS N26 D3 D10 D17 D24 D31 J7 J14 J21 J28 F4 F11 F18 F25 M4 M11

AP - - - - - - - - - - - - - - -

Coaches - - - - - - - - - - - - - - -

1986-87 PS D2 D9 D16 D23 D30 J6 J13 J20 J27 F3 F10 F17 F24 M3 M10

AP - - 20 - - - - - - - - - - - - -

Coaches NP - 15 17 - - - - - - - - - - -

1987-88 PS D1 D8 D15 D22 D29 J5 J12 J19 J26 F2 F9 F16 F23 M1 M8 M15

AP - - - - - - - - - - - - - - -

Coaches - - - - - - - - - - - - - - -



RAZORBACK HISTORY

ARKANSAS RAZORBACKS

RAZORBACKS IN THE POLLS

1988-89	PS	N22	N29	D6	D13	D20	D27	J3	J10	J17	J24	J31	F7	F14	F21	F28	M7	M14			
AP	-	-	-	-	-	-	-	-	-	-	-	-	-	-	-	-	-	-			
Coaches	NP	NP	-	-	-	-	-	-	-	-	-	-	-	-	-	-	20	17			
1989-90	PS	N27	D5	D12	D19	D26	J2	J9	J16	J23	J30	F6	F13	F20	F27	M6	M13				
AP	9	11	10	7	10	11	14	12	12	6	3	3	8	13	12	9	7				
Coaches	10	9	9	6	11	10	14	14	13	9	3	3	8	12	12	10	NP				
1990-91	PS	N27	D4	D11	D18	D25	J1	J8	J15	J22	J29	F5	F12	F19	F26	M5	M12				
AP	2	3	3	2	2	2	2	2	2	2	2	2	3	3	3	5	2				
Coaches	3	3	3	2	2	2	2	2	2	2	2	2	3	3	3	6	2				
1991-92	PS	N25	D2	D9	D16	D23	D30	J6	J11	J20	J27	F3	F10	F17	F24	M2	M9	M16			
AP	3	2	11	19	19	15	16	13	12	9	7	5	11	10	9	7	6	9			
Coaches	3	3	11	16	19	14	17	13	12	10	7	5	9	9	8	6	6	8			
1992-93	PS	N23	N30	D7	D14	D21	D28	J4	J1	J18	J25	F1	F8	F15	F22	M1	M8	M15	A6		
AP	-	-	-	16	12	10	9	13	9	8	16	17	14	13	15	13	14	12	NP		
Coaches	-	NP	-	16	15	11	9	13	10	7	12	12	11	12	14	13	14	12	10		
1993-94	PS	N22	N29	D6	D13	D20	D27	J3	J10	J17	J24	J31	F7	F14	F21	F28	M7	M14	A5		
AP	3	3	2	1	1	1	1	1	4	3	5	6	3	1	1	1	1	2	NP		
Coaches	4	6	1	1	1	1	1	1	3	4	5	5	3	1	1	1	1	1	1		
1994-95	PS	N21	N28	D5	D12	D19	D28	J3	J10	J17	J24	J31	F6	F13	F20	F27	M6	M13	A4		
AP	1	1	4	3	4	3	3	3	5	9	9	8	12	10	8	7	5	6	NP		
Coaches	1	NP	5	3	3	3	3	3	4	7	8	9	11	12	8	7	6	6	2		
1995-96	PS	N20	N27	D4	D11	D18	D25	J2	J9	J16	J22	J29	F5	F12	F19	F26	M5	M12	A2		
AP	16	-	25	-	-	-	-	-	-	-	-	-	-	-	-	-	-	-	NP		
Coaches	18	-	-	-	-	-	-	-	-	-	-	-	-	-	-	-	-	-	18		
1996-97	PS	N19	N26	D3	D10	D17	D24	D31	J7	J14	J21	J28	F4	F11	F18	F25	M4	M11	A1		
AP	13	16	16	22	20	19	22	22	-	-	-	-	-	-	-	-	-	-	NP		
Coaches	18	NP	20	23	20	21	24	24	-	-	-	-	-	-	-	-	-	-	-		
1997-98	PS	N18	N25	D2	D9	D16	D23	D30	J6	J13	J20	J27	F3	F10	F17	F24	M3	M10	A1		
AP	-	-	-	18	15	13	12	23	22	22	18	15	14	12	16	12	16	17	NP		
Coaches	-	NP	-	21	16	14	14	24	24	22	19	15	14	12	16	14	16	17	22		
1998-99	PS	N17	N24	D1	D8	D15	D22	D29	J5	J12	J19	J26	F2	F9	F16	F23	M2	M9	A4		
AP	19	19	21	19	23	20	19	20	19	24	22	21	23	-	-	-	22	17	NP		
Coaches	19	NP	19	17	23	23	20	19	18	22	21	22	23	-	-	-	-	19	25		
1999-2000	PS	N15	N23	N30	D7	D14	D21	D28	J4	J11	J18	J25	F1	F8	F15	F22	F29	M7	M14	A4	
AP	-	-	-	-	-	-	-	-	-	-	-	-	-	-	-	-	-	-	-		
Coaches	-	NP	-	-	-	-	-	-	-	-	-	-	-	-	-	-	-	-	-		
2000-01	PS	N14	N21	N28	D5	D12	D19	D26	J2	J9	J16	J23	J30	F6	F13	F20	F27	M6	M13	A3	
AP	15	15	24	25	21	25	25	-	-	-	-	-	-	-	-	-	-	-	-	NP	
Coaches	15	NP	18	24	21	21	23	-	-	-	-	-	-	-	-	-	-	-	-	-	
2001-02	PS	N20	N27	D4	D11	D18	D25	J1	J8	J15	J22	J29	F5	F12	F19	F25	M5	M12	A1		
AP	-	-	-	-	-	-	-	-	-	-	-	-	-	-	-	-	-	-	-	NP	
Coaches	-	NP	-	-	-	-	-	-	-	-	-	-	-	-	-	-	-	-	-	-	
2002-03	PS	N19	N26	D3	D10	D17	D24	D31	J7	J14	J21	J28	F4	F11	F18	F25	M4	M11	M18	A8	
AP	-	-	-	-	-	-	-	-	-	-	-	-	-	-	-	-	-	-	-	NP	
Coaches	-	NP	-	-	-	-	-	-	-	-	-	-	-	-	-	-	-	-	-	-	
2003-04	PS	N17	N25	D2	D9	D16	D23	D31	J6	J13	J20	J27	F3	F10	F17	F24	M2	M9	M16	A6	
AP	-	NP	-	-	-	-	-	-	-	-	-	-	-	-	-	-	-	-	-	NP	
Coaches	-	NP	-	-	-	-	-	-	-	-	-	-	-	-	-	-	-	-	-	-	
2004-05	PS	N16	N23	N30	D7	D14	D21	D28	J4	J11	J18	J25	F1	F8	F15	F22	M1	M8	M15	A5	
AP	-	-	-	-	-	-	-	-	-	-	-	-	-	-	-	-	-	-	-	NP	
Coaches	-	NP	-	-	-	-	-	-	-	-	-	-	-	-	-	-	-	-	-	-	
2005-06	PS	N15	N22	N29	D6	D13	D20	D27	J3	J10	J17	J24	J31	F7	F14	F21	F28	M7	M14	A4	
AP	-	-	-	-	-	-	-	-	-	-	-	-	-	-	-	-	-	-	-	NP	
Coaches	-	NP	-	-	-	-	-	-	-	-	-	-	-	-	-	-	-	-	-	-	
2006-07	PS	N14	N21	N28	D5	D12	D19	D26	J1	J9	J16	J23	J30	F6	F13	F20	F27	M6	M13	A3	
AP	-	-	-	-	-	-	-	-	-	-	-	-	-	-	-	-	-	-	-	NP	
Coaches	-	-	-	-	-	-	-	-	-	-	-	-	-	-	-	-	-	-	-	-	
2007-08	PS	N13	N20	N27	D4	D11	D18	D25	J1	J8	J15	J22	J29	F5	F12	F19	F26	M4	M11	M18	A8
AP	19	18	-	-	-	-	-	-	-	-	-	-	-	-	-	-	-	-	-	-	NP
Coaches	19	18	-	-	-	-	-	-	-	-	-	-	-	-	-	-	-	-	-	-	-

2008-09	PS	N17	N24	D1	D8	D15	D22	D29	J5	J12	J19	J26	F2	F9	F16	F23	M2	M9	M16	A7			
AP	-	-	-	-	-	-	-	-	-	-	-	-	-	-	-	-	-	-	-	-	NP		
Coaches	-	-	-	-	-	-	-	-	-	-	-	-	-	-	-	-	-	-	-	-	-		
2009-10	PS	N16	N23	N30	D7	D14	D21	D28	J4	J11	J18	J25	F1	F8	F15	F22	M1	M8	M15	A6			
AP	-	-	-	-	-	-	-	-	-	-	-	-	-	-	-	-	-	-	-	-	NP		
Coaches	-	-	-	-	-	-	-	-	-	-	-	-	-	-	-	-	-	-	-	-	-		
2010-11	PS	N15	N22	N29	D6	D13	D20	D27	J3	J10	J17	J24	J31	F7	F14	F21	F28	M7	M14	A5			
AP	-	-	-	-	-	-	-	-	-	-	-	-	-	-	-	-	-	-	-	-	NP		
Coaches	-	-	-	-	-	-	-	-	-	-	-	-	-	-	-	-	-	-	-	-	-		
2011-12	PS	N14	N21	N28	D5	D12	D19	D26	J2	J9	J16	J23	J30	F6	F13	F20	F27	M6	M13	A3			
AP	-	-	-	-	-	-	-	-	-	-	-	-	-	-	-	-	-	-	-	-	NP		
Coaches	-	-	-	-	-	-	-	-	-	-	-	-	-	-	-	-	-	-	-	-	-		
2012-13	PS	N12	N19	N28	D3	D10	D17	D24	D31	J7	J14	J21	J28	F4	F11	F18	F25	M4	M11	M18	A8		
AP	-	-	-	-	-	-	-	-	-	-	-	-	-	-	-	-	-	-	-	-	-	NP	
Coaches	-	-	-	-	-	-	-	-	-	-	-	-	-	-	-	-	-	-	-	-	-	-	
2013-14	PS	N11	N18	N25	D2	D9	D16	D23	D30	J6	J13	J20	J27	F3	F10	F17	F24	M3	M10	M17	A7		
AP	-	-	-	-	-	-	-	-	-	-	-	-	-	-	-	-	-	-	-	-	-	NP	
Coaches	-	-	-	-	-	-	-	-	-	-	-	-	-	-	-	-	-	-	-	-	-	-	
2014-15	PS	N17	N24	D1	D8	D15	D22	D29	J5	J12	J19	J26	F2	F9	F16	F23	M2	M9	M16	A7			
AP	-	-	-	25	18	-	-	-	-	-	-	-	-	-	-	-	-	-	-	-	-	NP	
Coaches	-	-	-	-	21	-	-	-	-	-	-	-	-	-	-	-	-	-	-	-	-	-	
2015-16	PS	N16	N23	N30	D7	D14	D21	D28	J4	J11	J18	J25	F1	F8	F15	F22	F29	M7	M14	A5			
AP	-	-	-	-	-	-	-	-	-	-	-	-	-	-	-	-	-	-	-	-	-	NP	
Coaches	-	-	-	-	-	-	-	-	-	-	-	-	-	-	-	-	-	-	-	-	-	-	
2016-17	PS	N14	N21	N28	D5	D12	D19	D26	J2	J9	J16	J23	J30	F6	F13	F20	F27	M6	M13	A4			
AP	-	-	-	-	-	-	-	-	-	-	-	-	-	-	-	-	-	-	-	-	-	NP	
Coaches	-	-	-	-	-	-	-	-	-	-	-	-	-	-	-	-	-	-	-	-	-	-	
2017-18	PS	N13	N20	N27	D4	D11	D18	D25	J1	J8	J15	J22	J29	F5	F12	F19	F26	M5	M12	A3			
AP	-	-	-	-	-	-	-	-	-	-	-	-	-	-	-	-	-	-	-	-	-	NP	
Coaches	-	-	-	-	-	-	-	-	-	-	-	-	-	-	-	-	-	-	-	-	-	-	
2018-19	PS	N12	N19	N26	D3	D10	D17	D24	D31	J7	J14	J21	J28	F4	F11	F18	F25	M4	M11	M18	A9		
AP	-	-	-	-	-	-	-	-	-	-	-	-	-	-	-	-	-	-	-	-	-	-	NP
Coaches	-	-	-	-	-	-	-	-	-	-	-	-	-	-	-	-	-	-	-	-	-	-	-
2019-20	PS	N11	N18	N25	D2	D9	D16	D23	D30	J6	J13	J20	J27	F3	F10	F17	F24	M2	M9	M16			
AP																							

ARKANSAS RAZORBACKS

#PROHOGS - IN THE NBA DRAFT

ALL-TIME NBA DRAFT PICKS BY YEAR (48)

Player	Year	Team	Round	Overall
Anthony Black	2023	Orlando Magic	1st	6
Nick Smith Jr.	2023	Charlotte Hornets	1st	27
Jordan Walsh	2023	Boston Celtics	2nd	38
Jaylin Williams	2022	Oklahoma City Thunder	2nd	34
Moses Moody	2021	Golden State Warriors	1st	14
Isaiah Joe	2020	Philadelphia 76ers	2nd	49
Daniel Gafford	2019	Chicago Bulls	2nd	38
Bobby Portis	2015	Chicago Bulls	1st	22
Patrick Beverley	2009	Los Angeles Lakers	2nd	42
Sonny Weems	2008	Chicago Bulls	2nd	39
Ronnie Brewer	2006	Utah Jazz	1st	14
Joe Johnson	2001	Boston Celtics	1st	10
Darnell Robinson	1996	Dallas Mavericks	2nd	58
Corliss Williamson	1995	Sacramento Kings	1st	13
Todd Day	1992	Milwaukee Bucks	1st	8
Oliver Miller	1992	Phoenix Suns	1st	22
Lee Mayberry	1992	Milwaukee Bucks	1st	23
Isaiah Morris	1992	Miami Heat	2nd	37
Andrew Lang	1988	Phoenix Suns	2nd	28
Joe Kleine	1985	Sacramento Kings	1st	6
Charles Balentine	1985	Sacramento Kings	6th	120
Alvin Robertson	1984	San Antonio Spurs	1st	7
Leroy Sutton	1984	Dallas Mavericks	8th	176
Darrell Walker	1983	New York Knicks	1st	12
Scott Hastings	1982	New York Knicks	2nd	29
Tony Brown	1982	New Jersey Nets	4th	82
Keith Peterson	1982	Dallas Mavericks	8th	165
U.S. Reed	1981	Kansas City Kings	5th	104
Allan Zahn	1980	San Antonio Spurs	7th	153
Steve Schall	1980	San Antonio Spurs	10th	209
Sidney Moncrief	1979	Milwaukee Bucks	1st	5
Steve Schall	1979	San Antonio Spurs	5th	106
Marvin Delph	1979	Boston Celtics	6th	110
Ron Brewer	1978	Portland Trailblazers	1st	7
Marvin Delph	1978	Buffalo Braves	3rd	65
Dean Tolson	1974	Seattle Superonics	5th	80
Dennis White	1974	Kansas City Kings	10th	167
Martin Terry	1973	Chicago Bulls	3rd	39
Jerry Carlton	1962	St. Louis Hawks	13th	96
Fred Grim	1958	Syracuse Nationals	5th	38
Walt Kearns	1953	Minneapolis Lakers	10th	87
Gene Lambert Jr.	1953	Rochester Royals	18th	117
Bob Ambler	1951	Tri-Cities Blackhawks	7th	62
Jim Cathcart	1950	Washington Capitols	7th	77
Kenneth Kearns	1949	New York Knicks	8th	60
George Kok	1948	Indianapolis Jets	1st	2
Melvin McGaha	1948	New York Knicks	3rd	31
Alvin Williams	1948	Washington Capitols	9th	101



Corliss Williamson was the No. 13 pick by the Sacramento Kings in 1995. He would win an NBA Championship with the 2004 Detroit Pistons.

RAZORBACK HISTORY



Ronnie Brewer Jr. joined his dad, Ron, as Razorback first round picks. Ronnie went 14th overall in 2006 and Ron went seventh overall in 1978.

BY OVERALL SELECTION

* The NBA Lottery picks (began in 1985)

Player	Year	Team	Round	Overall
George Kok	1948	Indianapolis Jets	1st	2
Sidney Moncrief	1979	Milwaukee Bucks	1st	5
Anthony Black *	2023	Orlando Magic	1st	6
Joe Kleine *	1985	Sacramento Kings	1st	6
Ron Brewer	1978	Portland Trailblazers	1st	7
Alvin Robertson	1984	San Antonio Spurs	1st	7
Todd Day *	1992	Milwaukee Bucks	1st	8
Joe Johnson *	2001	Boston Celtics	1st	10
Darrell Walker	1983	New York Knicks	1st	12
Corliss Williamson *	1995	Sacramento Kings	1st	13
Moses Moody *	2021	Golden State Warriors	1st	14
Ronnie Brewer *	2006	Utah Jazz	1st	14
Oliver Miller	1992	Phoenix Suns	1st	22
Bobby Portis	2015	Chicago Bulls	1st	22
Lee Mayberry	1992	Milwaukee Bucks	1st	23
Nick Smith Jr.	2023	Charlotte Hornets	1st	27
Andrew Lang	1988	Phoenix Suns	2nd	28
Scott Hastings	1982	New York Knicks	2nd	29
Melvin McGaha	1948	New York Knicks	3rd	31
Jaylin Williams	2022	Oklahoma City Thunder	2nd	34
Isaiah Morris	1992	Miami Heat	2nd	37
Jordan Walsh	2023	Boston Celtics	2nd	38
Daniel Gafford	2019	Chicago Bulls	2nd	38
Fred Grim	1958	Syracuse Nationals	5th	38
Martin Terry	1973	Chicago Bulls	3rd	39
Sonny Weems	2008	Chicago Bulls	2nd	39
Patrick Beverley	2009	Los Angeles Lakers	2nd	42
Isaiah Joe	2020	Philadelphia 76ers	2nd	49
Darnell Robinson	1996	Dallas Mavericks	2nd	58
Kenneth Kearns	1949	New York Knicks	8th	60
Bob Ambler	1951	Tri-Cities Blackhawks	7th	62
Marvin Delph	1978	Buffalo Braves	3rd	65
Jim Cathcart	1950	Washington Capitols	7th	77
Dean Tolson	1974	Seattle Suersonics	5th	80
Tony Brown	1982	New Jersey Nets	4th	82
Walt Kearns	1953	Minneapolis Lakers	10th	87
Jerry Carlton	1962	St. Louis Hawks	13th	96
Alvin Williams	1948	Washington Capitols	9th	101
U.S. Reed	1981	Kansas City Kings	5th	104
Steve Schall	1979	San Antonio Spurs	5th	106
Marvin Delph	1979	Boston Celtics	6th	110
Gene Lambert Jr.	1953	Rochester Royals	18th	117
Charles Balentine	1985	Sacramento Kings	6th	120
Allan Zahn	1980	San Antonio Spurs	7th	153
Keith Peterson	1982	Dallas Mavericks	8th	165
Dennis White	1974	Kansas City Kings	10th	167
Leroy Sutton	1984	Dallas Mavericks	8th	176
Steve Schall	1980	San Antonio Spurs	10th	209





Moses Moody was the first "one-and-done" in Arkansas history, He went 14th overall in the 2021 Draft to the Golden State Warriors.



Anthony Black ties Joe Kleine as the second-highest Razorback to be picked, going sixth overall to the Orlando Magic in the 2023 Draft.



Nick Smith Jr., gave Arkansas two first-round picks in the same draft when he was taken 27th overall by the Charlotte Hornets in 2023.

BY TEAM

Team	Picks
Atlanta *	2
Boston	3
Brooklyn & Charlotte	1
Chicago	4
Dallas	3
Golden State	1
Indianapolis +	1
Los Angeles Clippers @	1
Los Angeles Lakers #	2
Miami	1
Milwaukee	3
New York	4
Oklahoma City ^	2
Orlando	1
Phoenix	2
Philadelphia !	1
Portland	1
Sacramento %	6
San Antonio	4
Utah	1
Washington	1

Team Guide

* - 1 as Tri-Cities Blackhawks; 1 as St. Louis Hawks
 % - 2 as Kansas City Kings; 1 as Rochester Royals
 & - 1 as New Jersey Nets @ - 1 as Buffalo Braves
 # - 1 as Minneapolis Lakers ^ - 1 as Seattle SuperSonics
 ! - 1 as Syracuse Nationals + - 1 as Indianapolis Jets

BY ROUND

*The NBA Draft was reduced to two rounds in 1989

Rd	Picks
1st	15
2nd	10
3rd	3
4th	1
5th	4
6th	2
7th	3
8th	3
9th	1
10th	3
11th	0
12th	0
13th	1
18th	1



LOTTERY PICKS

NOTE: The NBA Lottery began in 1985

Year	Player	Team	Pick (*)
1985	Joe Kleine	Kings	6th (7)
1992	Todd Day	Bucks	8th (11)
1995	Corliss Williamson	Kings	13th (13)
2001	Joe Johnson	Celtics	10th (13)
2006	Ronnie Brewer	Jazz	14th (14)
2021	Moses Moody	Warriors	14th (14)
2023	Anthony Black	Magic	6th (14)

* - the number in parenthesis were the total number of lottery picks that season



Joe Johnson was a 2001 NBA Lottery Pick, going 10th overall by the Boston Celtics. He went on to be a seven-time All-Star.



2021 NBA Champion **Bobby Portis** was the No. 22 overall pick by the Chicago Bulls in the 2015 NBA Draft and the 12th first rounder in program history.



#PROHOGS - NBA HONORS
Basketball Hall of Fame (1)
 2019 - Sidney Moncrief

All-NBA Teams (7)

2010 - Joe Johnson, 3rd Team, Atlanta
 1986 - Sidney Moncrief, 2nd Team, Milwaukee
 1986 - Alvin Robertson, 2nd Team, San Antonio
 1985 - Sidney Moncrief, 2nd Team, Milwaukee
 1984 - Sidney Moncrief, 2nd Team, Milwaukee
 1983 - Sidney Moncrief, 1st Team, Milwaukee
 1982 - Sidney Moncrief, 2nd Team, Milwaukee

All-Defensive Teams (14)

2020 - Patrick Beverley, 2nd Team, Los Angeles Clippers
 2017 - Patrick Beverley, 1st Team, Houston
 2014 - Patrick Beverley, 2nd Team, Houston
 1991 - Alvin Robertson, 1st Team, Milwaukee
 1990 - Alvin Robertson, 2nd Team, Milwaukee
 1989 - Alvin Robertson, 2nd Team, San Antonio
 1988 - Alvin Robertson, 2nd Team, San Antonio
 1987 - Alvin Robertson, 1st Team, San Antonio
 1986 - Sidney Moncrief, 1st Team, Milwaukee
 Alvin Robertson, 2nd Team, San Antonio
 1985 - Sidney Moncrief, 1st Team, Milwaukee
 1984 - Sidney Moncrief, 1st Team, Milwaukee
 1983 - Sidney Moncrief, 1st Team, Milwaukee
 1982 - Sidney Moncrief, 2nd Team, Milwaukee

NBA Titles (7)

Scott Hastings	1990, Detroit
Darrell Walker	1993, Chicago
Joe Kleine	1998, Chicago
Corliss Williamson	2004, Detroit
Bobby Portis	2021, Milwaukee
Moses Moody	2022, Golden State
Jordan Walsh	2024, Boston

All-Star Appearances (16)

Joe Johnson	7	2007, '08, '09, '10, '11, '12, '14
Sidney Moncrief	5	1982, '83, '84, '85, '86
Alvin Robertson	4	1986, '87, '88, '91

NBA Defensive Player of the Year (2)

Sidney Moncrief, 1982-83 & 1983-84
 Alvin Robertson, 1985-86

NBA Most Improved Player (1)

Alvin Robertson, 1985-86, San Antonio

NBA Sixth Man of the Year (1)

Corliss Williamson, 2001-02

NBA Player of the Month (3)

Joe Johnson (East)	March '08
Sidney Moncrief	December '81
Alvin Robertson	December '85

NBA All-Rookie Team (1)

Ron Brewer, 1978-79, First Team




Sidney Moncrief won the first two NBA Defensive Player of the Year Awards (1983 & '84), was a five-time All-Star, was inducted into the Basketball Hall of Fame in 2019 and has his #4 retired by the Bucks.



Joe Johnson reached a historic milestone in 2016-17, becoming the 42nd player in NBA history to score 20,000 career points. The seven-time All-Star finished with 20,405



Alvin Robertson was a six-time All-Defensive Team selection, four-time All-Star. In 1985-86, he was both NBA Most Improved Player and NBA Defensive Player of the Year.



Corliss Williamson was the 2001-02 NBA Sixth Man of the Year. In 2004, he helped the Detroit Pistons win an NBA Championship.



Ron Brewer, the seventh pick in the 1978 Draft, lived up to the billing as he made the 1978-79 NBA All-Rookie Team.



Patrick Beverley has been named to the NBA All-Defensive team three times, twice with the Rockets and once with the Clippers.





Scott Hastings was the 29th overall pick in 1982 and he won an NBA title with the 1990 Detroit Pistons.

Corey Beck **3 seasons**
1995-96 - Charlotte Hornets; 1997-98 - Charlotte Hornets; 1998-99 - Detroit Pistons and Charlotte Hornets

Patrick Beverley **12 seasons**
2012-17 - Houston Rockets; 2017-21 - Los Angeles Clippers; 2021-22 - Minnesota Timberwolves; 2022 - Utah Jazz; 2022-23 - Los Angeles Lakers and Chicago Bulls; 2023-24 - Philadelphia 76ers and Milwaukee Bucks

Anthony Black **1 season**
2023-24 - Orlando Magic

Ron Brewer **14 seasons**
1978-80 - Portland Trailblazers; 1980-81 - Portland Trailblazers and San Antonio Spurs; 1981-82 - San Antonio Spurs and Cleveland Cavaliers; 1982-83 - Cleveland Cavaliers and Golden State Warriors; 1983-84 - Golden State Warriors and San Antonio Spurs; 1984-85 - San Antonio Spurs and New Jersey Nets; 1985-86 - Chicago Bulls and Cleveland Cavaliers

Ronnie Brewer **11 seasons**
2006-09 - Utah Jazz; 2009-10 - Utah Jazz and Memphis Grizzlies; 2010-12 - Chicago Bulls; 2012-13 - New York Knicks and Oklahoma City Thunder; 2013-14 - Houston Rockets and Chicago Bulls

Tony Brown **6 seasons**
1984-85 - Indiana Pacers; 1985-86 - Chicago Bulls; 1986-87 - New Jersey Nets; 1988-89 - Houston Rockets and Milwaukee Bucks; 1989-90 - Milwaukee Bucks; 1990-91 - Los Angeles Lakers and Utah Jazz; 1991-92 - Los Angeles Clippers and Seattle SuperSonics

Coty Clarke **1 season**
2015-16 - Boston Celtics

Ricky Council IV **1 season**
2023-24 - Philadelphia 76ers

Todd Day **8 seasons**
1992-95 - Milwaukee Bucks; 1995-96 - Milwaukee Bucks and Boston Celtics; 1996-97 - Boston Celtics; 1997-98 - Miami Heat; 1999-00 - Phoenix Suns; 2000-01 - Minnesota Timberwolves

Courtney Fortson **1 season**
2011-12 - Los Angeles Clippers and Houston Rockets

Daniel Gafford **6 seasons**
2019-21 - Chicago Bulls; 2021-pres. - Washington Wizards

Dusty Hannahs **2 seasons**
2018-19 - Memphis Grizzlies; 2019-20 - Memphis Grizzlies

Scott Hastings **11 seasons**
• **NBA CHAMPION (1990 Detroit Pistons)** •
1982-83 - New York Knicks and Atlanta Hawks; 1983-88 - Atlanta Hawks; 1998-99 - Miami Heat; 1989-91 - Detroit Pistons; 1991-93 - Denver Nuggets

Steven Hill **1 season**
2008-09 - Oklahoma City Thunder

Derek Hood **1 season**
1999-00 - Charlotte Hornets

Dontell Jefferson **1 season**
2008-09 - Charlotte Bobcats

Isaiah Joe **4 seasons**
2020-22 - Philadelphia 76ers; 2022-24 - Oklahoma City Thunder

Joe Johnson **17 seasons**
2001-02 - Boston Celtics and Phoenix Suns; 2002-05 - Phoenix Suns; 2005-12 - Atlanta Hawks; 2012-15 - Brooklyn Nets - 2015-16 - Brooklyn Nets and Miami Heat; 2016-17 - Utah Jazz; 2017-18 - Utah Jazz and Houston Rockets

Mason Jones **3 seasons**
2020-21 - Houston Rockets, Philadelphia 76ers; 2021-22 - Los Angeles Lakers; 2023-24 - Sacramento Kings

Joe Kleine **15 seasons**
• **NBA CHAMPION (1998 Chicago Bulls)** •

1985-88 - Sacramento Kings; 1988-89 - Sacramento Kings and Boston Celtics; 1989-93 - Boston Celtics; 1993-96 - Phoenix Suns; 1996-97 - Phoenix Suns, Los Angeles Lakers and New Jersey Nets; 1997-98 - Chicago Bulls; 1998-99 - Phoenix Suns; 1999-00 - Portland Trailblazers

Andrew Lang **12 seasons**
1988-92 - Phoenix Suns; 1992-93 - Philadelphia 76ers; 1993-95 - Atlanta Hawks; 1995-96 - Atlanta Hawks and Minnesota Timberwolves; 1996-98 - Milwaukee Bucks; 1998-99 - Chicago Bulls; 1999-00 - New York Knicks

Daryl Macon **2 seasons**
2018-19 - Dallas Mavericks; 2019-20 - Miami Heat

Lee Mayberry **7 seasons**
1992-96 - Milwaukee Bucks; 1996-99 - Vancouver Grizzlies



As a rookie in 2021-22, **Moses Moody** helped the Golden State Warriors win an NBA Championship.



ARKANSAS RAZORBACKS

#PROHOGS - ALL-TIME NBA ROSTER



Jannero Pargo played 11 seasons in the NBA and is now an assistant coach with the Indiana Pacers. He is also co-captain with Joe Johnson on The Triplets in the BIG3.

Clint McDaniel 1 season
1995-96 - Sacramento Kings

Melvin McGaha 1 season
1948-49 - New York Knicks

Oliver Miller 9 seasons
1992-94 - Phoenix Suns; 1994-95 - Detroit Pistons; 1995-96 - Toronto Raptors; 1996-97 - Dallas Mavericks and Toronto Raptors; 1997-98 - Toronto Raptors; 1998-99 - Sacramento Kings; 1999-00 - Phoenix Suns; 2003-04 - Minnesota Timberwolves (2004)

Sidney Moncrief 11 seasons
1979-89 - Milwaukee Bucks; 1990-91 - Atlanta Hawks

Moses Moody 3 seasons
• **NBA CHAMPION (2022 Golden State Warriors)** •
2021-pres. - Golden State Warriors

Isaiah Morris 1 season
1992-93 - Detroit Pistons

Jannero Pargo 11 seasons
2002-03 - Los Angeles Lakers; 2003-04 - Los Angeles Lakers, Toronto Raptors and Chicago Bulls; 2004-06 - Chicago Bulls; 2006-08 - New Orleans Hornets; 2009-10 - Chicago Bulls; 2011-12 - Atlanta Hawks; 2012-13 - Washington Wizards. Atlanta Hawks and Charlotte Bobcats; 2013-15 Charlotte Bobcats/Hornets



Bobby Portis played a key role in the Milwaukee Bucks winning the 2021 NBA title.

RAZORBACK HISTORY

Bobby Portis 9 seasons

• **NBA CHAMPION (2021 Milwaukee Bucks)** •

2015-18 - Chicago Bulls; 2019 - Bulls and Washington Wizards; 2019-20 - New York Knicks; 2020-24 Milwaukee Bucks

Alvin Robertson 12 seasons

1984-89 - San Antonio Spurs; 1989-92 - Milwaukee Bucks; 1992-93 - Milwaukee Bucks and Detroit Pistons; 1995-96 - Toronto Raptors

Nick Smith Jr. 1 season

2023-24 - Charlotte Hornets

Dean Tolson 3 seasons

1974-75 - Seattle Superonics; 1976-78 - Seattle Superonics

Stanley Umude 2 seasons

2022-24 - Detroit Pistons

Darrell Walker 10 seasons

• **NBA CHAMPION (1993 Chicago Bulls)** •

1983-86 - New York Knicks; 1986-87 - Denver Nuggets; 1987-91 - Washington Bullets; 1991-92 - Detroit Pistons; 1992-93 - Detroit Pistons and Chicago Bulls

Jordan Walsh 1 season

• **NBA CHAMPION (2024 Boston Celtics)** •

2023-24 - Boston Celtics

Sonny Weems 4 seasons

2008-09 - Denver Nuggets; 2009-11 - Toronto Raptors; 2015-16 - Phoenix Suns and Philadelphia 76ers

Jaylin Williams 2 seasons

2022-24 - Oklahoma City Thunder

Corliss Williamson 12 seasons

• **NBA CHAMPION (2004 Detroit Pistons)** •

1995-00 - Sacramento Kings; 2000-01 - Toronto Raptors and Detroit Pistons; 2001-04 - Detroit Pistons; 2004-05 - Philadelphia 76ers and Sacramento Kings; 2005-07 - Sacramento Kings



Jordan Walsh was part of the 2024 Boston Celtics NBA Championship team.



RAZORBACKS IN THE ARKANSAS SPORTS HALL OF FAME

Established in January, 1959, to honor individuals who have made a special contribution to athletics in Arkansas. Only inductees that coached, played or were closely affiliated with University of Arkansas athletics are listed.

- 1959 Jim Lee Howell, FB; **Wear Schoonover, FB/MBB**
- 1960 Jim Benton, FB; John Barnhill, FB, College Athletics; Steve Creekmore, FB, MGolf
- 1961 Hugo Bezdek, FB, BASE
- 1962 None
- 1963 Clyde Scott, FB, T&F; George Cole, FB, College Athletics; Russell May, FB
- 1964 **Glen Rose, MBB, FB**; Dan Estes, FB
- 1965 **Gordon Carpenter, MBB; Tom Murphy, MBB, FB**; J.L. Carter, football
- 1966 Francis Schmidt, FB
- 1967 Frank Broyles, FB, College Athletics
- 1968 Howard "Red" Hickey, FB; Gene "Sodie" Davidson, FB
- 1970 **Melvin McGaha, MBB, BASE, FB**; Fred Thomsen, FB
- 1971 Wilson Matthews, FB; Pat Summerall, FB
- 1972 Maurice "Footsie" Britt, FB; Dave Hanner, FB; Boyd Cypert, College Athletics
- 1973 Ray Hamilton, FB; Sam Coleman, HS Athletics
- 1974 Jack Robbins, FB
- 1975 Miller Barber, MGolf; Lamar McHan, FB
- 1976 Billy Ray Smith, Sr., FB
- 1977 Leon "Muscles" Campbell, FB; **Tom Pickell, MBB**
- 1978 Fred Williams, FB
- 1979 Lance Alworth, FB; **Johnny Adams, MBB**
- 1980 Barry Switzer, FB
- 1981 Clifford Shaw, Officiating; Jim Mooty, FB; Wayne Harris, FB
- 1982 Aubrey "Cobb" Fowler, FB, T&F; Milan Creighton, FB
- 1983 Lou Holtz, FB; **Eddie Sutton, MBB**
- 1984 Fred Akers, FB; Kay Eakin, FB
- 1985 **Eugene Lambert, MBB**; Floyd Sagely, FB

- 1986 Loyd Phillips, FB; W. Howard Pearce, FB, Stadium Management
- 1987 John McDonnell, T&F; Jim Lindsey, FB; Alton Baldwin, FB
- 1988 **George Kok, MBB**; Dwight Sloan, FB; Lewis Carpenter, FB
- 1989 Ken Hatfield, FB; Harold Horton, FB; Brad Scott, FB; R.H. Sikes, MGolf
- 1990 Henry Moore, FB
- 1991 Norm DeBriyn, BASE; **Pat Foster, MBB**; Gerald Nesbitt, FB
- 1992 Preston Carpenter, FB; Dan Hampton, FB
- 1993 **Sidney Moncrief, MBB**; Buddy Bob Benson, FB
- 1994 Joe Ferguson, FB; **Ron Brewer, MBB; Ike Poole, MBB, FB**
- 1995 Billy Ray Smith, Jr., FB; Chuck Dicus, FB
- 1996 Bill Burnett, FB; Kevin McReynolds, BASE; Raymond Peters, FB
- 1997 Bill Montgomery, FB; Billy Moore, FB; Mike Conley, T&F
- 1998 **Nolan Richardson, MBB; Marvin Delph, MBB**; Jimmy Johnson, FB; Firmon Bynum, FB
- 1999 Ronnie Caveness, FB; Jerry Jones, FB
- 2000 **Tommy Boyer, MBB**; Bobby Burnett, FB
- 2001 Orville Henry, Journalism; Jerry Lamb, FBI; Ken Turner, FB
- 2002 Steve Atwater, FB; Brandon Burlsworth, FB; **Joe Kleine, MBB**; Cliff Powell, FB
- 2003 O'Neale Adams, FB; Louis Schaufele, FB, BASE; **Darrell Walker, MBB**
- 2004 Jesse Branch, FB; Bud Campbell, Journalism; Bud Canada, FB; Steve Cox, FB; Wayne Martin, FB
- 2005 William "Bud" Brooks, FB; **Scott Hastings, MBB**
- 2006 Gary Anderson, FB; John Daly, MGolf; Paul Eells, TV and Radio Play-by-Play; **Fred Grim, MBB**; Bettye Fiscus Dickey, WBB
- 2007 Bobby Crockett, FB; Tom Pagnozzi, BASE; George Walker, FB; Jim Elder, Journalism
- 2008 **Todd Day, MBB**; Bruce James, FB; Jon Richardson, FB
- 2009 Martine Bercher, FB; R.C. Thielemann, FB; **Corliss Williamson, MBB**; Jarrell Williams, FB

- 2010 Bill Ferrell, Trainer & Baseball Coach; Leotis Harris, FB; **Scotty Thurman, MBB**; 1964 National Championship Football Team
- 2011 Dick Bumpas, FB; **Jerry Carlton, MBB**; Ben Cowins, FB; Quinn Groveby, FB; Cliff Horton, FB; Cliff Lee, BASE
- 2012 Harry Jones, FB; **Lee Mayberry, MBB; U.S. Reed, MBB**; Bob Ford, football; **1994 National Championship Basketball Team**
- 2013 Stacy Lewis, WGGolf; Frank O'Mara, T&F
- 2014 David Bazzel, FB; Gary Blair, WBB; Dennis "Dirt" Winston, FB
- 2015 **Pat Bradley, MBB**; Ron Calcagni, FB; Stephen Jones, FB; Bowden Wyatt, FB; Christy Smith, WBB
- 2016 **Almer Lee, MBB**; Greg Koch, FB, Fred Marshall, FB, Niall O'Shaughnessy, XC/T&F
- 2017 Darren McFadden, FB; Larry Jackson, FB
- 2018 Kevin Scanlon, FB; Brison Manor, FB; Dean Weber, Training; Jerry Eckwood, FB; Shawn Andrews, FB
- 2019 Gary Adams, FB; Madre Hill, FB; Houston Nutt, FB
- 2020 Lucas Anthony, FB; **Jim Counce, MBB**; Ike Forte, FB
- 2021 Lisa Cornwell, WGGolf; Lance Harter, XC/T&F; Tim Horton, FB; **Joe Johnson, MBB**; Johnny Ray, BASE
- 2022 Tommy Brasher, FB; Barry Foster, FB; Matt Jones, FB; Brad Taylor, FB; **Corey Beck, MBB**; Tyson Gay, T&F
- 2023 Jeff King, BASE; Glen Ray Hines Sr., FB; Jimmy Walker, FB
- 2024 Peyton Hillis, FB; Jason Peters, FB; Ryan Mallett, FB



ARKANSAS SPORTS HALL OF FAME

RAZORBACKS IN THE SOUTHWEST CONFERENCE HALL OF FAME

Established in 1993 and originally called the SWC Hall of Honor, the SWC Hall of Fame is supported by the Texas Sports Hall of Fame in conjunction with the Arkansas Sports Hall of Fame and the Little Rock Touchdown Club. Only inductees that coached, played or were closely affiliated with University of Arkansas athletics are listed.

- 2006 Jerry Jones, FB
- 2013 Frank Broyles, FB/Admin; Jimmie Johnson, FB
- 2014 Lance Alworth, FB; Mike Conley, MT&F; Leotis Harris, FB; John McDonnell, MT&F; **Sidney Moncrief, MBB**; Billy Moore, FB; Loyd Phillips, FB; **Nolan Richardson, MBB**; Cyde Scott, FB; **Eddie Sutton, MBB**; Melody Sye, WT&F
- 2015 Bill Burnett, FB; **Todd Day, MBB**; Norm DeBriyn, BASE; Chuck Dicus, FB; Bettye Fiscus, WBB; Wayne Harris, FB; Ken Hatfield, FB; Wayne Martin, FB; Bill Montgomery, FB; Niall O'Shaughnessy, MT&F; Billy Ray Smith Jr., FB

- 2016 Joe Falcon, MT&F; Quinn Groveby, FB; Dan Hampton, FB; **Joe Kleine, MBB**, Bev Lewis, WT&F/Admin; **Lee Mayberry, MBB**; Kevin McReynolds, BASE; Frank O'Mara, MT&F; Cliff Powell, FB; R.H. Sikes, MGolf
- 2017 Jim Benton, FB; **Ron Brewer, MBB**; Dick Bumpas, FB; Ronnie Caveness, FB; Joe Ferguson, FB; Eldrick Floreal, MT&F; Orville Henry, Journalist; Steve Little, FB; Fred Marshall, FB; Cynthia Moore, WT&F; Amber Nicholas Shirey, WBB; **Wear Schoonover, MBB/FB**; Billy Ray Smith Sr., FB; **Darrell Walker, MBB**; Dennis Winston, FB
- 2018 Gary Anderson, FB; Steve Atwater, FB; Bobby Crockett, FB; **Marvin Delph, MBB**; Peter Doohan, MTen; Glen Ray Hines, FB; Tim Lollar, BASE; Rueben Reina, MT&F; Jimmy Walker, FB; Tracy Webb, WBB
- 2019 John Barnhill, FB; Delmonica DeHorney-Hawkins, WBB; Paul Donovan, MT&F; **Scott Hastings, MBB**; Bruce James, FB; Jeff King, BASE; Johnny Ray, BASE; John Richardson, FB; **Glen Rose, MBB/FB**; Lisa Sparks Walker, WT&F

- 2022 Ben Cowins, FB
- 2023 Kevin Scanlon, FB
- 2024 **Oliver Miller, MBB**



UNIVERSITY OF ARKANSAS SPORTS HALL OF HONOR

The University of Arkansas Sports Hall of Honor was established in 1988 as a means of honoring the all-time great athletes and coaches that have done so much in establishing a tradition of excellence in University of Arkansas athletics. Only former Razorback lettermen are allowed to vote.

- 1988 Lance Alworth, John Barnhill, Frank Broyles, **Sidney Moncrief**, **Glen Rose**, Clyde Scott
- 1989 Jim Benton, George Cole, Wayne Harris, Wilson Matthews, Kevin McReynolds, **Wear Schoonover**
- 1990 Miller Barber, **Mel McGaha**, John McDonnell, Loyd Phillips, Jack Robbins, Jim Lee Howell
- 1991 Leon Campbell, Mike Conley, Norm DeBriyn, Dan Hampton, Dave Hanner, Fred Williams
- 1993 **Ron Brewer**, Chuck Dicus, Joe Ferguson, Lamar McHan, Pat Summerall
- 1994 **George Kok**, Maurice Britt, Bill Ferrell, Steve Little, Bettye Fiscus, Billy Ray Smith Sr., Niall O'Shaughnessy, John Daly
- 1995 Bill Burnett, Ken Hatfield, **Eddie Sutton**, R.H. Sikes, Tim Lollar, J. William Fulbright, Bud Brooks
- 1996 Preston Carpenter, Bob Cheyne, Joe Falcon, **Eugene Lambert**, Bill Montgomery, Billy Moore, **Nolan Richardson**, Barry Switzer, Melody Sye
- 1997 Harold Horton, Jim Mooty, Lon Farrell, Billy Ray Smith, Jr., Johnny Ray, Frank O'Mara, Jim Lindsey, Henry Moore, Floyd Sagely
- 1998 Steve Atwater, **Marvin Delph**, Paul Donovan, Bev Lewis, Eddie Bradford, **Ike Poole**, Steve Creekmore, Sr.
- 1999 Fred Akers, **Tommy Boyer**, Ronnie Caveness, Jimmy Johnson, Gordon Long, Gerald Nesbitt, Tom Pagnozzi, Stanley Redwine, George Walker
- 2000 Jesse Branch, Bobby Burnett, Lew Carpenter, Delmonica DeHorney, Howard "Red" Hickey, Jeff King, **Joe Kleine**, Tom Murphy, Dean Weber
- 2001 Alton Baldwin, Jim Bone, Deena Drossin, **Pat Foster**, Quinn Grovey, Glen Ray Hines, Cliff Powell, Reuben Reina, Jarrell Williams
- 2002 **Todd Day**, Bobby Crockett, Martine Bercher, Rick Schaeffer, Deane Pappas, Amber Nicholas Shirey, Harold E. "Sonney" Henson, Ronnie Underwood, Ray Hamilton
- 2003 **Johnny Adams**, Gary Anderson, Bud Canada, Chip Hooper, Fred Marshall, Jerry Mazzanti, Cynthia Moore, Scott Tabor, **Corliss Williamson**


- 2004 Brandon Burlsworth, **Jerry Carlton**, Peter Doohan, Harry Jones, Jerry Jones, Seneca Lassiter, Wayne Martin, **Lee Mayberry**, Tracy Webb Rice
- 2005 Dick Booth, Bill Gray, Leotis Harris, **Scott Hastings**, Steve Krueger, Jerry Lamb, Jon Richardson, Christy Smith, R.C. Thielemann
- 2006 Scott Bull, Dick Bumpas, Jay Donathan, Ron Hightower, Bobby Proctor, Louis Schaufele, **Martin Terry**, Amy Yoder Begley, Lance Harter
- 2007 Jim Barnes, Jackie Brasuell, Ben Cowins, Megan Flowers, Dean Garrett, Brenden Pappas, Randy Stewart, Phillip Stidham, **Scotty Thurman**
- 2008 Rodney Brand, Tommy Brasher, Bruce James, Daniel Lincoln, Ryan Lundquist, George McKinney, Gi-Gi Miller, **Darrell Walker**, Steed White
- 2009 Shawn Andrews, Richard Bell, Ron Calcagni, Veronica Campbell-Brown, **Jim Counce**, Alistair Cragg, Billy Joe Moody, Tom Pucci
- 2010 Bubba Carpenter, **Milan Creighton**, Ike Forte, Karen Gorham, Greg Koch, Kevin Scanlon, **U.S. Reed**, Tracy Robertson, Terry Don Phillips, Erick Walder, Jim Williams
- 2011 Gary Adams, Steve Cox, Jessica Koch Dailey, **Fred Grim**, **Almer Lee**, Brison Manor Jr., Jessica Field Phelan, Godfrey Siamusiye, Pat Serret, Jimmy Walker
- 2012 Edrick Floreal, **Andrew Lang**, Bill McClard, Bruce Maxwell, Ronn Reynolds, **Clyde Rhoden**, Jody Rittenhouse, Lisa Sparks, Terry Stewart, Dennis Winston
- 2013 Barry Foster, Dickey Morton, **Charles Balentine**, Calvin Davis, Greg D'Alexander, Cheryl McArton Ward, Edel Hackett, Don Christian, Buddy Sutton
- 2014 **Pat Bradley**, Freddie Childress, Shemeka Christon, Robert Cox, Graham Hood, Kenoy Kennedy, Stacy Lewis, Pat Morrison, Louis Ramsay
- 2015 Niall Bruton, Deedee Brown-Campbell, Robin Ford, Lynn Garner, **Derek Hood**, Steve Korte, Mike Loggins, Ron Meyer, Kendall Trainor
- 2016 Gregory Lasker, **Oliver Miller**, Lou Holtz, Kendrick Moore, Roddie Haley, Christie Wurth-Thomas, Tammy Kincaid-Dustin, **Tom Pickell**, Danny Rhodes
- 2017 Ken Hamlin, Madre Hill, Troy Eklund, Jack O'Keefe, Melvin Lister, Amy Wright, Chin Bee Khoo, Louis Campbell, Bo Busby
- 2018 April Steiner Bennett, Ron Faurot, Greg Horne, Ivan Jordan, Bruce Lahay, Ewell Lee, Steve Loy, Dana McQuillin, **Rickey Medlock**, Sytia Messer, **Jonathon Modica**, Nick Schmidt, Jerry Spencer, Randy Stephens, Kim Storey Chronister

- 2019 Mike Bender, Tony Cherico, Bill Dorothy, Greg Kolenda, Jim Mabry, Ruthie Miller, Krystal Osborne, Maria Pavlidou, Dean Pryor, Tag Ridings, **James "Doc" Sexton**, Tim Siegel, Gerald Skinner, Shelly Wallace, Kevin Campbell, **James Cathcart**, Dick Cunningham David Dickey, **Joe Johnson**, David Lingmerth, Anthony Lucas, Hal McAfee, Aurelija Miseviciute, LaShaunte'a Moore, Tiffany Woolley Moyer, Wallace Spearmon Jr., Martin Smith, Tommy Trantham, Lee Yoder
- 2020 **Corey Beck**, Ralph Kruas, Amanda McCurdy, Darren McFaden, Ken Turner
- 2021 Brian Wellman, **Clint McDaniel**, George Stewart, Robert Farrell, Tiffany Wooley Moyer, Sandi Morris
- 2022 Joe Adams, Bill Bakewell, Gary Blair, Ruth Cohoon, Ray Doakes, Katherine Grable, **Ron Huery**, Andy Skeels, Dale White
- 2023 Marc Brumble, Taylor Ellis-Watson, **Lenzie Howell**, Kimberly Wilson Jenkins, Oskar Johansson, Felix Jones, Honey Marsh, Houston Nutt, David Swain
- 2024 Ravin Caldwell, Alex Collins, Matt Hemingway, Matt Jones, **Kareem Reid**, Dave Van Horn, Devon Wallace, David Walling and Wendi Willits



TODD DAY

Is not only Arkansas' all-time leading scorer (2,395 points), his 835 FG Made ranks 1st, his 499 FT made ranks 2nd and his 226 3PT made ranks 5th. He also ranks ninth in rebounds (673), eighth in assists (319) and second in steals (271).




IN THIS SECTION


1,000-Point Scorers.....	130-135
30-Plus Point Scoring Games	136
100-Point Games / Scoring Margins.....	137
Scoring Records	138-139
Rebounding Records	140-141
Field Goal Records.....	142-144
Free Throw Records	145-147
Three-Point Field Goal Records	148-150
Assist Records.....	151
Blocked Shot Records	152
Steal Records	153
Class Records	154
Team Records	155-159
Team Year-By-Year Stats	160-162
Miscellaneous Records	163
Razorbacks in the SEC Tournament.....	164
Player and Team Bests at SEC Tourney.....	165
Postseason Results	166
NCAA Tournament Records	167
Series Records vs Opponents.....	168
All-Time Series Records by School	169-177
Year-By-Year W/L Records	178
Coaching Records	179
Year-By-Year Results.....	180-198




1,000-POINT SCORERS




		#10 Todd Day (1989-92)										2,395 points				
		6-8 • G/F • Memphis, Tenn. // Hamilton HS														
Seasons	G-GS	Min-Avg.	FG-FGA	Pct.	3FG-3FGA	Pct.	FT-FTA	Pct.	Off-Def-Reb.	Avg.	A	TO	Blk	Stl	Pts.	Avg.
1988-89	32-13	741-23.2	148-328	.451	31-90	.344	98-137	.715	44-85-129	4.0	49	73	27	48	425	13.3
1989-90	35-34	1,008-28.8	237-483	.491	71-176	.403	139-183	.760	72-116-188	5.4	89	83	33	82	684	19.5
1990-91	38-37	1,121-29.5	277-586	.473	67-189	.354	165-221	.747	77-124-201	5.3	111	99	25	85	786	20.7
1991-92	22-22	711-32.3	173-347	.499	57-133	.429	97-127	.764	53-102-155	7.0	70	62	17	56	500	22.7
Totals	127-106	3,581-28.2	835-1,744	.479	226-588	.384	499-668	.747	246-427-673	5.3	319	317	102	271	2,395	18.9



		#32 Sidney Moncrief (1976-79)										2,066 Points				
		6-4 • G • Little Rock, Ark. // Hall HS														
Seasons	G-GS	Min-Avg.	FG-FGA	Pct.	3FG-3FGA	Pct.	FT-FTA	Pct.	Off-Def-Reb.	Avg.	A	TO	Blk	Stl	Pts.	Avg.
1975-76	28	-	149-224	.665	-	-	56-77	.727	213	7.6	-	-	-	-	354	12.6
1976-77	28	-	157-242	.649	-	-	117-171	.684	235	8.4	-	-	-	-	431	15.4
1977-78	36	1,293-35.9	209-354	.590	-	-	203-256	.793	278	7.7	60	116	17	44	621	17.3
1978-79	30	1,157-38.6	224-400	.560	-	-	212-248	.855	289	9.6	80	109	13	44	660	22.0
Totals	122	2,450-37.1	739-1,220	.616	-	-	588-752	.765	1015	8.3	140	225	30	88	2,066	16.9




		#11 Lee Mayberry (1989-92)										1,940 Points				
		6-2 • G • Tulsa, Okla. // Rogers HS														
Seasons	G-GS	Min-Avg.	FG-FGA	Pct.	3FG-3FGA	Pct.	FT-FTA	Pct.	Off-Def-Reb.	Avg.	A	TO	Blk	Stl	Pts.	Avg.
1988-89	32-32	1,001-31.3	157-314	.500	33-74	.446	67-91	.736	102	3.2	135	50	2	50	414	12.9
1989-90	35-35	1,131-32.3	193-381	.507	65-129	.504	57-72	.792	100	2.6	183	59	7	66	508	14.5
1990-91	38-37	1,216-32.0	192-397	.484	57-149	.383	59-93	.634	129	3.4	209	69	3	100	500	13.2
1991-92	34-34	1,167-34.3	181-368	.492	63-162	.389	93-125	.744	78	2.3	202	54	12	75	518	15.2
Totals	139-138	4,515-32.5	723-1,460	.495	218-514	.424	276-381	.724	130-279-409	2.9	729	232	24	291	1,940	14.0




		#44 Scott Hastings (1979-82)										1,779 Points				
		6-10 • C • Independence, Kan. // Independence HS														
Seasons	G-GS	Min-Avg.	FG-FGA	Pct.	3FG-3FGA	Pct.	FT-FTA	Pct.	Off-Def-Reb.	Avg.	A	TO	Blk	Stl	Pts.	Avg.
1978-79	30	753-25.1	97-191	.508	-	-	54-74	.730	138	4.6	38	54	11	10	248	8.3
1979-80	29	1,033-35.6	172-322	.534	-	-	125-160	.781	194	6.7	34	74	17	24	469	16.2
1980-81	32	1,054-32.9	192-341	.563	-	-	139-189	.735	173	5.4	45	80	21	29	523	16.3
1981-82	29	1,040-35.9	204-369	.553	-	-	131-177	.740	175	6.7	42	82	23	43	539	18.6
Totals	120	3,880-32.3	665-1,223	.544	-	-	449-600	.748	699	5.7	159	290	72	106	1,779	14.8




		#22 Pat Bradley (1996-99)										1,765 Points				
		6-2 • G • Everett, Mass. // Everett HS														
Seasons	G-GS	Min-Avg.	FG-FGA	Pct.	3FG-3FGA	Pct.	FT-FTA	Pct.	Off-Def-Reb.	Avg.	A	TO	Blk	Stl	Pts.	Avg.
1995-96	33-17	793-24.0	107-256	.418	82-198	.414	39-51	.765	12-55-67	2.0	41	44	0	32	335	10.2
1996-97	32-29	964-30.1	150-339	.442	98-230	.426	63-69	.913	19-53-72	2.3	57	57	0	55	461	14.4
1997-98	33-31	970-29.4	161-421	.382	98-242	.384	74-82	.902	29-59-88	2.7	56	64	1	50	489	14.8
1998-99	34-31	971-28.6	158-396	.399	93-245	.380	71-86	.826	27-59-86	2.5	54	47	3	23	480	14.1
Totals	132-108	3,698-28.0	576-1412	.408	366-915	.400	247-288	.858	87-226-313	2.4	208	212	4	160	1,765	13.4



		#35 Joe Kleine (1983-85)										1,753 Points				
		6-11 • C • Slater, Mo. // Slater Mo. (Notre Dame)														
Seasons	G-GS	Min-Avg.	FG-FGA	Pct.	3FG-3FGA	Pct.	FT-FTA	Pct.	Off-Def-Reb.	Avg.	A	TO	Blk	Stl	Pts.	Avg.
1982-83	30	950-31.7	165-307	.538	-	-	69-109	.633	219	7.3	18	81	9	19	399	13.3
1983-84	32-32	1,173-36.7	209-351	.595	-	-	163-211	.773	293	9.2	25	98	21	26	581	18.2
1984-85	35-35	1,289-36.8	294-484	.607	-	-	185-257	.720	294	8.4	23	87	16	38	773	22.1
Totals	97-67	3,412-35.2	668-1,142	.585	-	-	417-577	.723	806	8.3	66	266	46	83	1,753	18.1




		#44 Marvin Delph (1975-78)										1,742 Points				
		6-4 • F • Conway, Ark. // Conway HS														
Seasons	G-GS	Min-Avg.	FG-FGA	Pct.	3FG-3FGA	Pct.	FT-FTA	Pct.	Off-Def-Reb.	Avg.	A	TO	Blk	Stl	Pts.	Avg.
1974-75	26	409-15.7	68-135	.504	-	-	26-32	.813	66	2.5	17	-	-	-	162	6.2
1975-76	27	-	196-393	.499	-	-	48-58	.828	190	7.0	-	-	-	-	440	16.3
1976-77	28	-	245-460	.533	-	-	62-84	.738	154	5.5	-	-	-	-	552	19.7
1977-78	35	1,164-33.3	253-452	.560	-	-	82-94	.872	199	5.7	29	58	10	32	588	16.8
Totals	116	1,573-25.8	762-1,440	.529	-	-	218-268	.813	609	5.3	46	58	10	32	1,742	15.0



		#34 Corliss Williamson (1993-95)										1,728 Points				
		6-7 • F • Russellville, Ark. // Russellville HS														
Seasons	G-GS	Min-Avg.	FG-FGA	Pct.	3FG-3FGA	Pct.	FT-FTA	Pct.	Off-Def-Reb.	Avg.	A	TO	Blk	Stl	Pts.	Avg.
1992-93	18-7	454-25.2	101-176	.574	0-0	.000	61-98	.622	44-48-92	5.1	30	40	22	7	263	14.6
1993-94	34-34	989-29.1	273-436	.626	0-0	.000	149-213	.700	103-159-262	7.7	74	90	39	39	695	20.4
1994-95	39-39	1,208-31.0	283-515	.550	1-6	.167	203-304	.668	128-165-293	7.5	89	92	33	67	770	19.7
Totals	91-80	2,651-29.1	657-1,127	.583	1-6	.167	413-615	.672	275-372-647	7.1	193	222	94	113	1,728	19.0





9		#25 Oliver Miller (1989-92)											1,674 Points			
		6-9 • F • Fort Worth, Texas // Southwest HS														
Seasons	G-GS	Min-Avg.	FG-FGA	Pct.	3FG-3FGA	Pct.	FT-FTA	Pct.	Off-Def-Reb.	Avg.	A	TO	Blk	Stl	Pts.	Avg.
1988-89	30-8	599-20.0	88-161	.547	4-12	.333	50-78	.641	29-83-112	3.7	41	65	60	20	230	7.7
1989-90	35-13	757-21.6	152-238	.639	0-4	.000	86-132	.652	73-146-219	6.3	49	77	85	41	390	11.1
1990-91	38-35	931-24.5	254-361	.704	1-3	.333	87-135	.644	117-177-294	7.7	103	109	112	55	596	15.7
1991-92	34-30	956-28.1	186-309	.602	0-11	.000	86-133	.647	92-169-261	7.7	103	96	88	38	458	13.5
Totals	137-86	3,243-23.7	680-1,069	.636	5-30	.167	309-478	.645	311-575-886	6.5	296	347	345	154	1,674	12.2



10		#30 Scotty Thurman (1993-95)											1,650 Points			
		6-6 • F • Ruston, La. // Ruston HS														
Seasons	G-GS	Min-Avg.	FG-FGA	Pct.	3FG-3FGA	Pct.	FT-FTA	Pct.	Off-Def-Reb.	Avg.	A	TO	Blk	Stl	Pts.	Avg.
1992-93	31-31	890-28.7	204-439	.465	80-181	.442	52-65	.800	32-104-136	4.4	67	52	9	49	540	17.4
1993-94	34-34	987-29.0	201-429	.469	85-198	.429	52-71	.732	41-112-153	4.5	103	51	9	47	539	15.9
1994-95	37-37	1,186-32.1	206-450	.458	102-239	.427	57-73	.781	39-106-145	3.9	84	74	2	51	571	15.4
Totals	102-102	3,063-30.0	611-1318	.464	267-618	.432	161-209	.770	112-322-434	4.3	254	177	20	147	1,650	16.2



11		#28 George Kok (1945-48)											1,644 Points			
		6-10 • C • Grand Rapids, Mich. // Ottawa Hills HS														
Seasons	G-GS	Min-Avg.	FG-FGA	Pct.	3FG-3FGA	Pct.	FT-FTA	Pct.	Off-Def-Reb.	Avg.	A	TO	Blk	Stl	Pts.	Avg.
1944-45 (#42)	24	-	192	-	-	-	65-95	.684	-	-	-	-	-	-	449	18.7
1945-46 (#42)	23	-	154	-	-	-	80-107	.748	-	-	-	-	-	-	388	16.8
1946-47 (#10)	24	-	136	-	-	-	66-97	.680	-	-	-	-	-	-	338	14.1
1947-48 (#28)	23	-	191	-	-	-	87-128	.680	-	-	-	-	-	-	469	20.4
Totals	94	-	673	-	-	-	298-427	.698	-	-	-	-	-	-	1,644	17.5



12		#24 Jonathon Modica (2003-06)											1,589 Points			
		6-5 G/F • Smackover, Ark. // SMackover HS														
Seasons	G-GS	Min-Avg.	FG-FGA	Pct.	3FG-3FGA	Pct.	FT-FTA	Pct.	Off-Def-Reb.	Avg.	A	TO	Blk	Stl	Pts.	Avg.
2002-03	28-19	688-24.6	117-252	.464	31-86	.360	58-88	.659	56-69-125	4.5	17	53	2	29	323	11.5
2003-04	28-23	828-29.6	157-340	.462	37-114	.325	111-142	.782	59-66-125	4.5	34	62	2	21	462	16.5
2004-05	30-12	632-31.1	103-198	.520	30-70	.429	53-91	.582	35-50-85	2.8	47	57	2	22	289	9.6
2005-06	32-32	990-30.9	178-376	.473	55-157	.350	104-142	.732	58-70-128	4.0	53	66	1	36	515	16.1
Totals	118-86	3,138-26.6	555-1166	.476	153-427	.358	326-463	.704	208-255-463	3.9	151	238	7	108	1,589	13.5



13		#31 Ron Huery (1987-88, 1990-91)											1,550 Points			
		6-6 • F • Memphis, Tenn. // Whitehaven HS														
Seasons	G-GS	Min-Avg.	FG-FGA	Pct.	3FG-3FGA	Pct.	FT-FTA	Pct.	Off-Def-Reb.	Avg.	A	TO	Blk	Stl	Pts.	Avg.
1986-87	33-30	960-29.1	129-291	.443	22-61	.361	106-137	.774	43-74-117	3.5	89	100	3	59	386	11.7
1987-88	30-24	894-29.8	147-324	.454	27-69	.391	82-113	.726	43-78-121	4.0	72	75	16	51	403	13.4
1989-90	33-6	678-20.5	119-257	.463	17-52	.327	74-94	.787	31-67-98	3.0	82	41	16	37	329	10.0
1990-91	38-10	795-20.9	139-284	.489	28-73	.384	126-150	.840	57-67-124	3.3	108	63	35	60	432	11.4
Totals	134-70	3,327-24.8	534-1156	.462	94-255	.369	388-494	.785	174-286-460	3.4	351	279	70	207	1,550	11.6



14		#12 Kareem Reid (1996-99)											1,475 Points			
		5-11 • G • Bronx, N.Y. // St. Raymond HS														
Seasons	G-GS	Min-Avg.	FG-FGA	Pct.	3FG-3FGA	Pct.	FT-FTA	Pct.	Off-Def-Reb.	Avg.	A	TO	Blk	Stl	Pts.	Avg.
1995-96	33-31	1,117-33.8	141-357	.395	28-108	.259	116-169	.686	34-67-101	3.1	219	124	0	65	426	12.9
1996-97	32-29	986-30.8	112-271	.413	17-73	.233	74-106	.698	27-59-86	2.7	183	17	0	68	315	9.8
1997-98	32-28	944-29.5	127-295	.431	39-113	.345	88-119	.738	17-51-68	2.1	166	73	0	61	381	11.9
1998-99	34-29	917-28.6	117-293	.399	36-112	.321	83-108	.769	23-63-86	2.5	181	73	2	57	353	10.4
Totals	131-117	4,018-30.7	497-1216	.409	120-406	.296	361-502	.719	101-240-341	2.6	749	287	2	251	1,475	11.3



15		#10 Ron Brewer (1976-78)											1,440 Points			
		6-4 • G • Forth Smith, Ark. // Northside HS (Westark JC)														
Seasons	G-GS	Min-Avg.	FG-FGA	Pct.	3FG-3FGA	Pct.	FT-FTA	Pct.	Off-Def-Reb.	Avg.	A	TO	Blk	Stl	Pts.	Avg.
1975-76	28	-	130-226	.575	-	-	74-99	.748	105	3.8	-	-	-	-	334	11.9
1976-77	27	-	199-326	.610	-	-	61-97	.629	85	3.1	-	-	-	-	459	17.0
1977-78	36	1,291-35.9	258-486	.531	-	-	131-157	.834	112	3.1	99	98	27	77	647	18.0
Totals	91	1,291-35.9	587-1,038	.566	-	-	266-353	.754	302	3.3	99	98	27	77	1,440	15.8



16		#10 Ronnie Brewer (2004-06)											1,416 Points			
		6-7 • G • Fayetteville, Ark. // Fayetteville HS														
Seasons	G-GS	Min-Avg.	FG-FGA	Pct.	3FG-3FGA	Pct.	FT-FTA	Pct.	Off-Def-Reb.	Avg.	A	TO	Blk	Stl	Pts.	Avg.
2003-04	28-28	907-32.4	125-260	.481	17-64	.266	74-129	.574	59-94-153	5.5	94	72	20	57	341	12.2
2004-05	30-29	955-31.8	171-360	.475	36-91	.396	108-165	.655	52-93-145	4.8	101	61	14	76	486	16.2
2005-06	32-31	1,112-34.8	197-447	.441	51-151	.338	144-192	.750	39-115-154	4.8	104	70	15	83	589	18.4
Totals	90-88	2,974-33.0	493-1067	.462	104-306	.340	326-486	.671	150-302-452	5.0	299	203	49	216	1,416	15.7



1,000-POINT SCORERS




17		#44 Martin Terry (1972-73)											1,368 Points			
		6-4 • G • Emporia, Kan. // Emporia HS (Hutchinson CC)														
Seasons	G-GS	Min-Avg.	FG-FGA	Pct.	3FG-3FGA	Pct.	FT-FTA	Pct.	Off-Def-Reb.	Avg.	A	TO	Blk	Stl	Pts.	Avg.
1971-72	26	-	213-454	.464	-	-	207-261	.793	141	5.4	-	-	-	-	633	24.3
1972-73	26	-	264-508	.520	-	-	207-242	.855	95	3.7	-	-	-	-	735	28.3
Totals	52	-	477-962	.496	-	-	414-503	.823	236	4.5	-	-	-	-	1,368	26.3



18		#20 Darrell Walker (1981-83)											1,325 Points			
		6-3 • G • Chicago, Ill. // Corliss HS (Westark JC)														
Seasons	G-GS	Min-Avg.	FG-FGA	Pct.	3FG-3FGA	Pct.	FT-FTA	Pct.	Off-Def-Reb.	Avg.	A	TO	Blk	Stl	Pts.	Avg.
1980-81	31	926-29.9	137-269	.509	-	-	75-125	.600	139	4.5	103	120	28	79	349	11.3
1981-82	29	1,039-35.8	162-316	.513	-	-	106-161	.658	152	5.2	101	108	11	67	430	14.8
1982-83	30	1,105-36.8	197-374	.527	-	-	152-238	.639	172	5.7	98	116	11	84	546	18.2
Totals	90	3,070-34.1	496-959	.517	-	-	333-524	.635	463	5.1	302	344	50	230	1,325	14.7



19		#5 Darian Townes (2005-08)											1,318 Points			
		6-10 • C • Alexandria, Va. // Archbishop Carroll (Hargrave Military Acad.)														
Seasons	G-GS	Min-Avg.	FG-FGA	Pct.	3FG-3FGA	Pct.	FT-FTA	Pct.	Off-Def-Reb.	Avg.	A	TO	Blk	Stl	Pts.	Avg.
2004-05	30-14	715-23.8	122-235	.519	1-1	1.000	60-86	.698	56-81-137	4.6	14	37	48	15	305	10.2
2005-06	32-12	714-22.3	126-252	.500	0-0	.000	52-83	.627	59-105-164	5.1	25	39	52	14	304	9.5
2006-07	35-5	619-17.7	118-220	.536	1-1	1.000	47-84	.560	50-100-150	4.3	21	43	56	11	284	8.1
2007-08	35-8	805-23.0	168-279	.602	0-0	.000	89-142	.627	77-116-193	5.5	31	46	38	21	425	12.1
TOTAL	132-39	2,853-21.6	534-986	.542	2-2	1.000	248-395	.628	242-402-644	4.9	91	165	194	61	1,318	10.0




20		#54 Dean Tolson (1972-74)											1,316 Points			
		6-8 • C • Kansas City, Kan. // Central HS														
Seasons	G-GS	Min-Avg.	FG-FGA	Pct.	3FG-3FGA	Pct.	FT-FTA	Pct.	Off-Def-Reb.	Avg.	A	TO	Blk	Stl	Pts.	Avg.
1971-72	26	-	164-340	.482	-	-	76-155	.490	257	9.9	-	-	-	-	404	15.5
1972-73	25	-	183-356	.514	-	-	74-142	.521	310	12.4	-	-	-	-	440	17.6
1973-74	21	-	204-373	.547	-	-	64-115	.557	278	13.2	-	-	-	-	472	22.5
Totals	72	-	551-1069	.515	-	-	214-412	.585	845	11.7	-	-	-	-	1,316	17.0



21		#15 Rotnei Clarke (2009-11)											1,306 Points			
		6-0 • G • Claremore, Okla. // Verdigris HS														
Seasons	G-GS	Min-Avg.	FG-FGA	Pct.	3FG-3FGA	Pct.	FT-FTA	Pct.	Off-Def-Reb.	Avg.	A	TO	Blk	Stl	Pts.	Avg.
2008-09	30-30	944-31.5	120-294	.408	83-211	.393	43-46	.935	13-43-56	1.9	32	25	1	27	366	12.2
2009-10	31-30	1,058-34.1	151-332	.455	100-234	.427	67-81	.827	5-69-74	2.4	37	36	3	36	469	15.1
2010-11	31-31	985-31.8	144-328	.439	91-208	.438	92-107	.860	10-84-94	3.0	49	38	1	24	471	15.2
TOTAL	92-91	2,987-32.5	415-954	.435	274-653	.420	202-234	.863	28-196-224	2.4	118	99	5	87	1,306	14.2



22		#33 Marshawn Powell (2010-13)											1,283 Points			
		6-7 • F • Crozet, Va. // The Miller School														
Seasons	G-GS	Min-Avg.	FG-FGA	Pct.	3FG-3FGA	Pct.	FT-FTA	Pct.	Off-Def-Reb.	Avg.	A	TO	Blk	Stl	Pts.	Avg.
2009-10	32-32	992-31.0	190-380	.500	8-37	.216	90-142	.634	74-141-215	6.7	45	66	42	32	478	14.9
2010-11	28-18	628-22.4	117-251	.466	7-28	.250	62-94	.660	46-81-127	4.5	29	41	14	21	303	10.8
2011-12	2-2	43-21.5	15-21	.714	0-2	.000	9-13	.692	5-7-12	6.0	3	8	3	2	39	19.5
2012-13	32-31	819-25.6	175-359	.487	27-78	.346	86-134	.642	61-113-174	5.4	43	58	37	38	463	14.5
TOTAL	94-83	2,482-26.4	497-1,011	.492	42-145	.290	247-383	.645	186-342-528	5.6	120	173	96	93	1,283	13.6



23		#24 U.S. Reed (1978-81)											1,260 Points			
		6-2 • G • Pine Bluff, Ark. // Pine Bluff HS														
Seasons	G-GS	Min-Avg.	FG-FGA	Pct.	3FG-3FGA	Pct.	FT-FTA	Pct.	Off-Def-Reb.	Avg.	A	TO	Blk	Stl	Pts.	Avg.
1977-78	31	298-9.6	27-48	.563	-	-	31-45	.689	37	1.2	14	22	10	6	85	2.7
1978-79	30	990-33.0	128-238	.538	-	-	97-141	.688	95	3.2	63	56	19	27	353	11.8
1979-80	29	1,099-37.9	166-298	.557	-	-	74-93	.796	108	3.7	41	45	16	36	406	14.0
1980-81	32	1,129-35.3	155-302	.513	-	-	106-140	.757	131	4.1	40	74	22	50	416	13.0
Totals	122	3,516-28.8	476-886	.537	-	-	308-419	.735	371	3.0	158	197	67	119	1,260	10.3




24		#55 Derek Hood (1996-99)											1,247 Points			
		6-8 • F • Kansas City, Kan. // Central HS														
Seasons	G-GS	Min-Avg.	FG-FGA	Pct.	3FG-3FGA	Pct.	FT-FTA	Pct.	Off-Def-Reb.	Avg.	A	TO	Blk	Stl	Pts.	Avg.
1995-96	33-28	717-21.7	105-222	.473	0-0	.000	36-82	.439	98-102-200	6.1	36	75	22	32	246	7.5
1996-97	32-31	872-27.3	130-269	.483	0-1	.000	50-79	.633	101-156-257	8.0	54	77	23	39	310	9.7
1997-98	32-29	722-22.6	119-237	.502	0-0	.000	32-60	.533	71-125-196	6.1	53	66	27	36	270	8.4
1998-99	34-34	978-28.8	173-306	.565	0-2	.000	75-110	.682	144-205-349	10.3	61	66	31	41	421	12.4
Totals	131-122	3,289-25.1	527-1034	.510	0-3	.000	193-331	.583	414-588-1,002	7.6	204	284	103	148	1,247	9.5





25		#33 Moses Kingsley (2014-17)											1,200 Points			
6-10 • C • Abuja, Nigeria // Huntington (W.Va.) Prep																
Seasons	G-GS	Min-Avg.	FG-FGA	Pct.	3FG-3FGA	Pct.	FT-FTA	Pct.	Off-Def-Reb.	Avg.	A	TO	Blk	Stl	Pts.	Avg.
2013-14	32-0	368-11.5	43-81	.531	1-2	.500	41-63	.651	39-63-102	3.2	7	14	49	14	128	4.0
2014-15	36-4	391-10.9	49-101	.485	0-0	.000	33-53	.623	45-45-90	2.5	11	23	38	15	131	3.6
2015-16	32-31	945-29.5	183-334	.548	0-0	.000	142-223	.637	103-196-299	9.3	39	65	76	36	508	15.9
2016-17	36-36	998-27.7	149-319	.467	7-16	.438	128-169	.757	79-198-277	7.7	49	70	93	23	433	12.0
TOTAL	136-71	2702-19.9	424-835	.508	8-18	.444	344-508	.677	266-502-768	5.6	106	172	256	88	1,200	8.8



26		#55 Mario Credit (1987-90)											1,162 Points			
6-9 • C • Kansas City, Kan. // Wyandotte HS																
Seasons	G-GS	Min-Avg.	FG-FGA	Pct.	3FG-3FGA	Pct.	FT-FTA	Pct.	Off-Def-Reb.	Avg.	A	TO	Blk	Stl	Pts.	Avg.
1986-87	32-11	498-15.6	77-126	.611	0-0	.000	39-60	.650	28-64-92	2.9	8	28	15	11	193	6.0
1987-88	30-15	693-23.1	107-183	.585	0-0	.000	79-118	.669	48-93-141	4.7	22	50	16	27	293	9.8
1988-89	32-24	717-22.4	149-246	.606	0-0	.000	68-117	.581	54-92-146	4.6	20	49	22	28	366	11.4
1989-90	33-26	621-18.8	106-185	.573	0-0	.000	98-126	.778	50-79-129	3.9	13	28	10	31	310	9.4
Totals	127-76	2,529-19.9	439-740	.593	0-0	.000	284-421	.675	180-328-508	4.0	63	155	63	97	1,162	9.1



27		#3 Charles Thomas (2005-08)											1,149 Points			
6-8 • F • Jackson, Miss. // Callaway HS																
Seasons	G-GS	Min-Avg.	FG-FGA	Pct.	3FG-3FGA	Pct.	FT-FTA	Pct.	Off-Def-Reb.	Avg.	A	TO	Blk	Stl	Pts.	Avg.
2004-05 (#21)	29-18	529-18.2	52-126	.413	3-13	.231	53-69	.768	31-47-78	2.7	15	42	3	4	160	5.5
2005-06 (#21)	32-21	728-22.8	103-198	.520	6-12	.500	99-137	.723	77-83-160	5.0	25	44	5	19	311	9.7
2006-07 (#3)	34-29	803-23.6	120-270	.444	7-39	.179	117-151	.775	67-128-195	5.7	44	73	8	10	364	10.7
2007-08 (#3)	34-17	731-21.5	113-216	.523	5-13	.385	83-114	.728	56-96-152	4.5	47	76	6	16	314	9.2
TOTAL	129-85	2,791-21.6	388-810	.479	21-77	.273	352-471	.747	231-351-585	4.5	131	235	22	49	1,149	8.9



28		#15 Mason Jones (2019-20)											1,146 Points			
6-5 • G • Desoto, Texas // Triple A Acad. (Link Year (Mo.) Prep Connors State College)																
Seasons	G-GS	Min-Avg.	FG-FGA	Pct.	3FG-3FGA	Pct.	FT-FTA	Pct.	Off-Def-Reb.	Avg.	A	TO	Blk	Stl	Pts.	Avg.
2018-19 (#13)	34-26	996-29.3	136-337	.404	76-208	.365	115-143	.804	18-114-132	3.9	96	61	5	31	463	13.6
2019-20 (#15)	31-30	1046-33.7	191-422	.453	68-194	.351	233-282	.826	22-147-169	5.5	106	99	6	50	683	22.0
Totals	65-56	2042-31.4	327-759	.431	144-402	.358	348-425	.819	40-261-301	4.6	202	160	11	81	1,146	17.6



29		#5 Anthlon Bell (2013-16)											1,144 Points			
6-3 • G • Bartlett, Tenn. // Bartlett HS																
Seasons	G-GS	Min-Avg.	FG-FGA	Pct.	3FG-3FGA	Pct.	FT-FTA	Pct.	Off-Def-Reb.	Avg.	A	TO	Blk	Stl	Pts.	Avg.
2012-13	29-0	268-9.2	43-131	.328	33-104	.317	9-11	.818	4-20-24	0.8	9	8	3	4	128	4.4
2013-14	32-14	515-16.1	84-222	.378	50-151	.331	12-15	.800	14-26-40	1.3	23	21	2	11	230	7.2
2014-15	36-16	660-18.3	95-257	.370	65-185	.351	29-41	.707	12-30-42	1.2	50	32	4	21	284	7.9
2015-16	32-30	918-28.7	172-402	.428	89-202	.441	69-82	.841	22-71-93	2.9	39	35	7	21	502	15.7
TOTAL	129-60	2361-18.3	394-1012	.389	237-642	.369	119-149	.799	52-147-199	1.5	121	96	16	57	1,144	8.9



30		#13 Brandon Dean (1999-02)											1,130 Points			
6-1 • G • Monroe, La. // Ouachita Parish HS																
Seasons	G-GS	Min-Avg.	FG-FGA	Pct.	3FG-3FGA	Pct.	FT-FTA	Pct.	Off-Def-Reb.	Avg.	A	TO	Blk	Stl	Pts.	Avg.
1998-99	33-7	565-17.1	92-202	.455	30-82	.366	17-33	.515	28-47-75	2.3	49	40	2	42	231	7.0
1999-00	34-17	719-21.1	112-254	.441	33-109	.303	33-53	.623	31-38-69	2.0	53	48	11	56	290	8.5
2000-01	31-14	584-18.8	91-211	.431	38-105	.362	34-55	.618	19-48-67	2.2	58	30	5	39	254	8.2
2001-02	29-24	750-25.9	132-273	.484	48-135	.356	43-59	.729	16-67-83	3.0	59	38	7	40	355	12.2
Totals	127-62	2618-20.6	427-940	.454	149-431	.346	127-200	.635	94-200-294	2.3	219	156	25	177	1,130	8.3



31		#4 Davonte "Devo" Davis (2020-24)											1,118 Points			
6-4 • G • Jacksonville, Ark. // Jacksonville HS																
Seasons	G-GS	Min-Avg.	FG-FGA	Pct.	3FG-3FGA	Pct.	FT-FTA	Pct.	Off-Def-Reb.	Avg.	A	TO	Blk	Stl	Pts.	Avg.
2020-21	30-17	716-23.9	109-229	.476	2-13	.154	34-45	.756	36-98-134	4.5	64	48	5	35	254	8.5
2021-22	37-14	1021-27.6	114-266	.429	20-74	.270	58-82	.707	42-96-138	3.7	102	67	0	35	306	8.3
2022-23	35-31	1157-33.1	144-347	.415	47-136	.346	46-64	.719	24-129-153	4.4	87	72	4	48	381	10.9
2023-24	30-23	826-27.5	62-171	.363	16-66	.242	37-48	.771	21-82-103	3.4	61	34	1	22	177	5.9
TOTAL	132-85	3720-28.2	429-1013	.423	85-289	.294	175-239	.732	123-405-528	4.0	314	221	10	140	1118	8.5




32		#00 Rashad Madden (2012-15)											1,106 Points			
6-5 • G • Lepanto, Ark. // East Poinsett CountyHS																
Seasons	G-GS	Min-Avg.	FG-FGA	Pct.	3FG-3FGA	Pct.	FT-FTA	Pct.	Off-Def-Reb.	Avg.	A	TO	Blk	Stl	Pts.	Avg.
2011-12	32-0	631-19.7	68-179	.380	17-71	.239	58-77	.753	25-81-106	3.3	58	50	9	15	211	6.6
2012-13	31-10	520-16.8	43-92	.467	7-35	.200	37-52	.712	19-56-75	2.4	57	35	7	17	130	4.2
2013-14	33-27	869-26.3	125-275	.455	50-125	.400	119-145	.821	28-66-94	2.8	91	77	9	28	419	12.7
2014-15	36-32	978-27.2	100-236	.424	46-122	.377	100-116	.862	31-101-132	3.7	164	84	5	29	346	9.6
Totals	132-69	2998-22.7	336-782	.430	120-353	.340	314-390	.805	103-304-407	3.1	370	246	30	89	1,106	8.4




1,000-POINT SCORERS



33		#24 Michael Qualls (2013-15)										1,100 Points				
<i>6-6 • F • Shreveport, La. // Huntington HS</i>																
Seasons	G-GS	Min-Avg.	FG-FGA	Pct.	3FG-3FGA	Pct.	FT-FTA	Pct.	Off-Def-Reb.	Avg.	A	TO	Blk	Stl	Pts.	Avg.
2012-13	31-5	483-15.6	55-137	.401	6-27	.222	28-46	.609	30-76-106	3.4	23	21	21	23	144	4.6
2013-14	33-17	815-24.7	129-301	.429	42-120	.350	83-122	.680	54-93-147	4.5	64	51	17	31	383	11.6
2014-15	36-34	1086-30.2	180-413	.436	55-165	.333	158-204	.775	59-133-192	5.3	60	61	17	32	573	15.9
Totals	100-56	2384-23.8	364-851	.428	103-312	.330	269-372	.723	143-302-445	4.5	147	133	55	86	1,100	11.0



34		#21 Alvin Robertson (1982-84)										1,097 Points				
<i>6-3 • G • Barborton, Ohio // Barborton HS (Crowder JC)</i>																
Seasons	G-GS	Min-Avg.	FG-FGA	Pct.	3FG-3FGA	Pct.	FT-FTA	Pct.	Off-Def-Reb.	Avg.	A	TO	Blk	Stl	Pts.	Avg.
1981-82	28	495-17.7	84-159	.528	-	-	35-58	.603	62	2.2	49	44	4	37	203	7.3
1982-83	28	915-32.7	161-294	.548	-	-	76-115	.661	137	4.9	101	91	8	88	398	14.2
1983-84	32-32	1,109-34.7	187-375	.499	-	-	122-182	.670	175	5.5	191	139	13	92	496	15.5
Totals	88-32	2,519-28.6	432-828	.522	-	-	233-355	.656	374	4.3	341	274	25	217	1,097	12.4



35		#25 James Eldridge (1968-70)										1,090 Points				
<i>6-5 • F • Green Forest, Ark. // Green Forest HS</i>																
Seasons	G-GS	Min-Avg.	FG-FGA	Pct.	3FG-3FGA	Pct.	FT-FTA	Pct.	Off-Def-Reb.	Avg.	A	TO	Blk	Stl	Pts.	Avg.
1967-68	24	-	155-305	.508	-	-	88-128	.688	173	7.2	-	-	-	-	398	16.6
1968-69	24	-	141-308	.458	-	-	46-73	.630	170	7.1	-	-	-	-	328	13.7
1969-70	24	-	149-339	.440	-	-	58-81	.716	174	7.3	-	-	-	-	364	15.2
Totals	72	-	445-952	.467	-	-	192-282	.681	517	7.2	-	-	-	-	1,090	15.1




36		#0 Jaylen Barford (2017-18)										1,087 Points				
<i>6-3 • G • Jackson, Tenn. // South Side HS (Motlow State CC)</i>																
Seasons	G-GS	Min-Avg.	FG-FGA	Pct.	3FG-3FGA	Pct.	FT-FTA	Pct.	Off-Def-Reb.	Avg.	A	TO	Blk	Stl	Pts.	Avg.
2016-17	36-30	914-25.4	174-397	.438	29-109	.266	82-109	.752	39-97-136	3.8	72	71	6	44	459	12.8
2017-18	35-35	1094-31.3	224-477	.470	81-201	.433	93-129	.721	35-102-137	3.9	89	67	10	35	628	17.9
Totals	77-65	2008-28.3	398-874	.455	116-301	.374	175-238	.735	74-199-273	3.8	161	138	16	79	1,087	15.3



37-T		#1 JD Notae (2021-22)										1,070 Points				
<i>6-2 • G • Covington, Ga. // Newton County HS (Jacksonville)</i>																
Seasons	G-GS	Min-Avg.	FG-FGA	Pct.	3FG-3FGA	Pct.	FT-FTA	Pct.	Off-Def-Reb.	Avg.	A	TO	Blk	Stl	Pts.	Avg.
2020-21	32-1	719-22.5	131-343	.382	56-167	.335	92-121	.760	16-84-100	3.1	61	66	11	46	410	12.8
2021-22	36-35	1195-33.2	233-589	.396	74-249	.297	120-155	.774	20-144-164	4.6	134	104	25	81	660	18.3
TOTAL	68-36	1914-28.1	364-932	.391	130-416	.313	212-276	.768	36-228-264	3.9	195	170	36	127	1,070	15.7



37-T		#4 Daryl Macon (2017-18)										1,070 Points				
<i>Little Rock, Ark. // Parkview HS (Holmes CC)</i>																
Seasons	G-GS	Min-Avg.	FG-FGA	Pct.	3FG-3FGA	Pct.	FT-FTA	Pct.	Off-Def-Reb.	Avg.	A	TO	Blk	Stl	Pts.	Avg.
2016-17	36-21	908-25.2	141-311	.453	65-168	.387	136-157	.866	19-76-95	2.6	80	65	2	41	483	13.4
2017-18	35-30	1082-30.9	174-389	.447	85-202	.421	154-176	.875	13-88-101	2.9	138	63	2	36	587	16.8
Totals	71-51	1990-28.0	315-700	.450	150-370	.405	290-333	.871	32-164-196	2.8	218	128	4	77	1,070	15.1



39		Tommy Boyer (1961-63)										1,067 Points				
<i>6-6 • G • Fort Smith, Ark. // Northside HS</i>																
Seasons	G-GS	Min-Avg.	FG-FGA	Pct.	3FG-3FGA	Pct.	FT-FTA	Pct.	Off-Def-Reb.	Avg.	A	TO	Blk	Stl	Pts.	Avg.
1960-61	23	-	99-229	.432	-	-	43-58	.741	105	4.6	-	-	-	-	241	10.5
1961-62	23	-	131-308	.425	-	-	125-134	.933	111	4.8	-	-	-	-	387	16.8
1962-63	24	-	146-326	.448	-	-	147-161	.913	76	3.2	-	-	-	-	439	18.3
Totals	70	-	376-863	.436	-	-	315-353	.892	292	4.2	-	-	-	-	1,067	15.2



40		#00 Mike Washington (2007-10)										1,065 Points				
<i>6-9 • F • McGehee, Ark. // Genesis (Miss.) One HS</i>																
Seasons	G-GS	Min-Avg.	FG-FGA	Pct.	3FG-3FGA	Pct.	FT-FTA	Pct.	Off-Def-Reb.	Avg.	A	TO	Blk	Stl	Pts.	Avg.
2006-07 (#15)	25-1	221-8.5	36-79	.456	4-14	.286	14-23	.609	21-21-42	1.6	6	16	7	4	90	3.5
2007-08 (#15)	35-9	468-13.4	52-126	.413	7-27	.259	38-61	.623	62-76-138	3.9	18	34	24	10	149	4.3
2008-09 (#00)	30-30	901-30.0	178-323	.551	5-30	.167	103-171	.602	105-189-294	9.8	27	62	39	29	464	15.5
2009-10 (#00)	29-27	735-25.3	126-254	.496	6-26	.231	104-160	.650	59-118-177	6.1	22	52	37	19	362	12.5
Totals	120-67	2,325-19.4	392-782	.501	22-97	.227	259-415	.624	247-404-651	5.4	73	164	107	62	1,065	8.9






41-T		#10 Bobby Portis (2014-15)											1,047 Points			
<i>6-11 • F • Little Rock, Ark. // Hall HS</i>																
Seasons	G-GS	Min-Avg.	FG-FGA	Pct.	3FG-3FGA	Pct.	FT-FTA	Pct.	Off-Def-Reb.	Avg.	A	TO	Blk	Stl	Pts.	Avg.
2013-14	34-34	918-27.0	161-316	.509	9-33	.273	87-118	.737	86-144-230	6.8	50	41	54	35	418	12.3
2014-15	36-36	1076-29.9	250-466	.536	14-30	.467	115-156	.737	133-188-321	8.9	42	56	50	39	629	17.5
Totals	70-70	1994-28.5	411-782	.526	23-63	.365	202-274	.737	219-332-551	7.9	92	97	104	74	1,047	15.0



41-T		#15 Eric Ferguson (2003-06)											1,047 Points			
<i>6-1 • G • Long Island, N.Y. // Hempstead HS (Milford (Conn.) Acad.)</i>																
Seasons	G-GS	Min-Avg.	FG-FGA	Pct.	3FG-3FGA	Pct.	FT-FTA	Pct.	Off-Def-Reb.	Avg.	A	TO	Blk	Stl	Pts.	Avg.
2002-03 (#11)	28-26	932-33.3	104-296	.351	46-150	.307	51-85	.600	13-73-86	3.1	91	109	2	52	305	10.9
2003-04 (#11)	28-20	724-25.9	75-202	.371	29-85	.341	48-56	.857	12-61-73	2.6	78	55	6	37	227	8.1
2004-05 (#15)	30-17	817-27.2	98-245	.400	44-119	.370	23-38	.605	20-60-80	2.7	128	54	3	51	263	8.8
2005-06 (#15)	31-9	782-25.2	92-228	.404	41-126	.325	27-45	.600	12-62-74	2.4	82	66	0	32	252	8.1
Totals	117-72	3,255-27.8	369-971	.380	160-480	.333	149-224	.665	57-256-313	2.7	379	284	11	172	1,047	8.9




41-T		#3 Dusty Hannahs (2016-17)											1,047 Points			
<i>6-3 • G • Little Rock, Ark. // Pulaski Acad. (Texas Tech)</i>																
Seasons	G-GS	Min-Avg.	FG-FGA	Pct.	3FG-3FGA	Pct.	FT-FTA	Pct.	Off-Def-Reb.	Avg.	A	TO	Blk	Stl	Pts.	Avg.
2015-16	32-20	866-27.1	174-380	.458	81-187	.433	100-115	.870	19-58-77	2.4	29	41	0	20	529	16.5
2016-17	36-23	891-24.8	168-383	.439	74-191	.387	108-119	.908	20-42-62	1.7	43	60	4	16	518	14.4
TOTAL	68-43	1757-25.8	342-763	.448	155-378	.410	208-234	.889	39-100-139	2.0	72	101	4	36	1,047	15.4



44		#22 Jerry Carlton (1960-62)											1,042 Points			
<i>6-1 • G • Sheridan, Ark. // Sheridan HS</i>																
Seasons	G-GS	Min-Avg.	FG-FGA	Pct.	3FG-3FGA	Pct.	FT-FTA	Pct.	Off-Def-Reb.	Avg.	A	TO	Blk	Stl	Pts.	Avg.
1959-60	24	-	100-231	.433	-	-	59-80	.738	105	4.4	-	-	-	-	259	10.8
1960-61	23	-	122-281	.434	-	-	101-117	.863	96	4.2	-	-	-	-	345	15.0
1961-62	24	-	149-355	.419	-	-	140-159	.880	119	5.0	-	-	-	-	438	18.2
Totals	71	-	371-867	.428	-	-	300-356	.843	320	4.5	-	-	-	-	1,042	14.7



45		#12 Clint McDaniel (1992-95)											1,007 Points			
<i>6-4 • G • Tulsa, Okla. // Booker T. Washington HS</i>																
Seasons	G-GS	Min-Avg.	FG-FGA	Pct.	3FG-3FGA	Pct.	FT-FTA	Pct.	Off-Def-Reb.	Avg.	A	TO	Blk	Stl	Pts.	Avg.
1991-92	27-2	264-9.8	33-97	.340	11-35	.314	29-39	.744	12-17-29	1.1	31	31	2	26	106	3.9
1992-93	30-11	495-16.5	76-177	.429	21-73	.288	52-77	.675	24-34-58	1.9	48	34	4	45	225	7.5
1993-94	31-13	669-21.6	81-199	.407	38-108	.352	52-69	.754	22-65-87	2.8	59	30	2	53	252	8.1
1994-95	37-33	1,093-29.5	139-302	.460	55-139	.396	91-119	.765	31-82-113	3.1	90	71	1	102	424	11.5
Totals	125-59	2,521-20.2	329-775	.425	125-355	.352	224-304	.737	89-198-287	2.3	228	166	9	226	1,007	8.1



46		Robert McKenzie (1968-70)											1,006 Points			
<i>White Hall, Ark. // White Hall HS</i>																
Seasons	G-GS	Min-Avg.	FG-FGA	Pct.	3FG-3FGA	Pct.	FT-FTA	Pct.	Off-Def-Reb.	Avg.	A	TO	Blk	Stl	Pts.	Avg.
1967-68	24	-	125-283	.442	-	-	109-132	.826	150	6.3	-	-	-	-	359	15.0
1968-69	21	-	108-242	.446	-	-	68-84	.810	104	5.0	-	-	-	-	284	13.5
1969-70	24	-	135-305	.443	-	-	95-145	.655	182	7.6	-	-	-	-	365	15.2
Totals	69	-	367-830	.442	-	-	272-361	.753	436	6.3	-	-	-	-	1,006	14.6



MOST POINTS IN A GAME

Player	Year	Points	Opponent	Date
Rotnei Clarke	So.	51	Alcorn State	11/13/09
Martin Terry	Sr.	47	SMU	02/24/73
Martin Terry	Jr.	46	Texas A&M	01/22/72
Dean Tolson	Sr.	45	Texas A&M	03/02/74
Khalif Battle	Sr.	42	Missouri	02/20/24
Todd Day	Sr.	43	at LSU	01/11/92
Martin Terry	Sr.	43	vs Memphis (LR)	12/23/72
Mason Jones	Jr.	41	Tulsa	12/14/19
Joe Kleine	Sr.	41	vs Iowa State (Honolulu)	12/27/84
Dean Tolson	Sr.	41	at Indiana State	01/05/74
Ricky Sugg	Jr.	41	at Centenary	12/13/65
Mason Jones	Jr.	40	Auburn	02/04/20
Martin Terry	Jr.	40	Southern Illinois	12/11/71
Al Dillard	Jr.	39	Delaware State	12/11/93
Todd Day	Sr.	39	vs Alabama (SEC)	03/14/92
Sidney Moncrief	Sr.	39	vs Southern Miss (PB)	12/23/78
Vernon Murphy	Jr.	39	Missouri-St. Louis	12/21/70
Mason Jones	Jr.	38	Mississippi State	02/15/20
Mason Jones	Jr.	37	Tennessee	02/26/20
Jonathon Modica	Sr.	37	South Carolina	02/04/06
Joe Kleine	Sr.	37	at TCU	02/09/85
Alvin Robertson	Sr.	37	vs North Texas (PB)	12/17/83
Martin Terry	Sr.	37	vs Southern Illinois (LR)	12/30/72
Khalif Battle	Sr.	36	Vanderbilt	02/27/24
Mason Jones	Jr.	36	LSU	03/04/20
Rotnei Clarke	Jr.	36	at Vanderbilt	01/29/11
Joe Kleine	Sr.	36	vs Texas Tech (SWC)	03/10/85
Dean Tolson	Sr.	36	Rice	02/09/74
Martin Terry	Sr.	36	Missouri-St. Louis	01/06/73
Vernon Murphy	Jr.	36	Baylor	03/02/71
Johnny Adams	Sr.	36	at TCU	02/21/41
Tramon Mark	Jr.	35	Texas A&M	01/16/24
Bobby Portis	Fr.	35	Alabama	02/05/14
Courtney Fortson	So.	35	Mississippi State	01/28/10
Jannero Pargo	Sr.	35	at Mississippi State	02/27/02
Jannero Pargo	Sr.	35	Florida	01/26/02
Lee Mayberry	Sr.	35	LSU	03/03/92
Todd Day	Sr.	35	Auburn	01/04/92
Darrell Walker	Sr.	35	Alabama State	12/15/82
Martin Terry	Sr.	35	Texas A&M	01/13/73
Martin Terry	Sr.	35	at TCU	02/20/73
Martin Terry	Sr.	35	at Tulane	12/09/72
Tommy Rowland	Jr.	35	Centenary	12/12/66
Tommy Boyer	Jr.	35	vs LSU (LR)	12/19/62
Khalif Battle	Sr.	34	at Kentucky	03/02/24
Tramon Mark	Jr.	34	vs North Carolina (Atlantis)	11/24/23
Mason Jones	Jr.	34	South Carolina	01/29/20
Isaiah Joe	So.	34	at Ole Miss	01/11/20
Isaiah Joe	Fr.	34	FIU	12/01/18
Michael Washington	Jr.	34	vs North Texas (NLR)	01/03/09
Scotty Thurman	Fr.	34	Ole Miss	01/06/93
Scotty Thurman	Fr.	34	at Missouri	12/19/92
Todd Day	So.	34	Texas	01/25/90
Mario Credit	Jr.	34	vs Loyola-Marymount (NCAA)	03/16/89
Tim Scott	Jr.	34	Kansas	12/06/86
Martin Terry	Sr.	34	TCU	01/27/73
Martin Terry	Jr.	34	Texas	02/22/72
Dean Tolson	So.	34	Baylor	02/29/72
Isaiah Joe	So.	33	Texas Southern	11/19/19
Daryl Macon	Sr.	33	Tennessee	12/30/17
Dusty Hannahs	Jr.	33	vs Florida (SEC)	03/10/16
Marshawn Powell	Jr.	33	Oklahoma	12/04/12
Jonathon Modica	So.	33	Mississippi State	02/14/04
Jannero Pargo	Sr.	33	at Alabama	01/30/02
Pat Bradley	Jr.	33	South Carolina	02/18/98
Todd Day	Jr.	33	UAB	01/30/91
Joe Kleine	Sr.	33	vs Texas-San Antonio (LR)	12/18/84
Sidney Moncrief	Sr.	33	vs Rice	02/03/79
Dean Tolson	So.	33	TCU	02/12/72
Martin Terry	Jr.	33	at Rice	03/04/72
Martin Terry	Jr.	33	Baylor	02/29/72
Vernon Murphy	Jr.	33	Oklahoma	01/05/71
Robert McKenzie	So.	33	at Oklahoma City	01/25/68
Tommy Boyer	Jr.	33	TCU	02/10/62
George Kok	Sr.	33	at Rice	02/28/48
Keyon Menifield Jr.	So.	32	UNC Wilmington	12/30/23
Mason Jones	Jr.	32	Rice	11/05/19
Daniel Gafford	So.	32	LSU	01/12/19
Bobby Portis	So.	32	Vanderbilt	01/10/15
Rotnei Clarke	So.	32	East Tennessee State	11/27/09
Jannero Pargo	Sr.	32	UT Chattanooga	12/20/01

Player	Year	Points	Opponent	Date
Pat Bradley	Sr.	32	Western Carolina	12/07/98
Pat Bradley	Sr.	32	North Texas	12/30/98
Scotty Thurman	So.	32	at Auburn	01/15/94
Lenzie Howell	Sr.	32	Texas A&M	02/21/90
Joe Kleine	Sr.	32	at Texas Tech	01/16/85
Joe Kleine	Sr.	32	Texas	01/12/85
Joe Kleine	Jr.	32	Alabama State	12/21/83
Joe Kleine	Jr.	32	vs North Texas (PB)	12/17/83
Ted Thompson	Jr.	32	Western Kentucky	12/03/73
Dean Tolson	So.	32	TCU	02/12/72
Martin Terry	Jr.	32	at Texas A&M	02/15/72
Jerry Carlton	Sr.	32	Rice	01/30/62
George Kok	So.	32	Sedalia AAB	12/01/45
George Kok	So.	32	Rice	02/04 or 05/46
George Kok	Fr.	32	Texas A&M	02/23 or 24/45
Stanley Umude	GrSr.	31	at Georgia	02/02/22
JD Notae	Sr.	31	at Texas A&M	01/08/22
BJ Young	Fr.	31	Florida	02/18/12
Sonny Weems	Sr.	31	vs Indiana (NCAA)	03/21/08
Todd Day	Sr.	31	vs Jackson State (PB)	12/21/91
Todd Day	Jr.	31	vs Alabama (NCAA)	03/21/91
Lee Mayberry	So.	31	U.S. International	12/09/89
Lenzie Howell	Jr.	31	vs Texas A&M (SWC)	03/11/89
Keith Wilson	Sr.	31	Texas	02/08/89
Joe Kleine	Sr.	31	at Ohio State	12/01/84
Martin Terry	Sr.	31	Texas	02/13/73
Martin Terry	Jr.	31	at Rice	03/04/72
Tommy Rowland	Jr.	31	vs Michigan (Los Angeles)	12/30/66
Tommy Boyer	Sr.	31	Baylor	02/09 or 23/63
Tommy Boyer	Sr.	31	TCU	03/05/63
Pete Butler	Jr.	31	Texas	02/05 or 19/55
George Kok	Sr.	31	vs Pepperdine (Los Angeles)	12/30/47
Johnny Adams	Jr.	31	Central Missouri	12/30/39
JD Notae	Sr.	30	Kentucky	02/26/22
JD Notae	Sr.	30	Mercer	11/09/21
Mason Jones	Jr.	30	at Texas A&M	03/07/20
Mason Jones	Jr.	30	at Alabama	02/01/20
Jimmy Whitt Jr.	GrSr.	30	Vanderbilt	01/15/20
Mason Jones	So.	30	Mississippi State	02/16/19
Mason Jones	So.	30	Florida	01/09/19
Daryl Macon	Jr.	30	Ole Miss	02/18/17
Michael Qualls	Jr.	30	Alabama	01/22/15
Michael Washington	Jr.	30	Southeastern Louisiana	11/14/08
Jannero Pargo	Sr.	30	at Memphis	01/02/02
Joe Johnson	Fr.	30	Mississippi State	01/22/00
Pat Bradley	So.	30	at Missouri	12/07/96
Corliss Williamson	So.	30	vs Georgia (SEC)	03/11/94
Todd Day	Jr.	30	at Florida State	01/21/91
Todd Day	Jr.	30	at Houston	02/07/91
Mario Credit	Jr.	30	Texas	02/08/89
Steve Schall	Sr.	30	vs North Texas (LR)	01/04/79
Sidney Moncrief	Sr.	30	Oklahoma	12/02/78
Marvin Delph	Sr.	30	Texas	02/01/78
Marvin Delph	Jr.	30	SMU	02/02/77
Rickey Medlock	Jr.	30	at SMU	02/16/74
Martin Terry	Sr.	30	Missouri Western	12/04/72
Dean Tolson	So.	30	at Rice	03/04/72
Martin Terry	Jr.	30	Rice	02/05/72
Donnie Watts	Sr.	30	Rice	01/16/71
Almer Lee	Jr.	30	at Texas A&M	03/05/71
Tommy Boyer	Sr.	30	Texas Tech	02/19/63
Manuel Whitley	Sr.	30	vs Texas A&M (SWC Houston)	12/30/56

30-POINT GAME FAST FACTS

Total: 143

Total Players: 54

Most Recent: 34 by Khalif Battle at Kentucky (03/02/24)

Most in a Season: 10 by Martin Terry, 1973

Most in Career: 18 by Martin Terry, 1972-73

Last with Five or More in Same Season: Mason Jones, 2019-20 (9)

Most Recent Consecutive 30-Point Games: Khalif Battle (3)*

42 vs. Missouri (02/24/24); 36 vs. Vanderbilt (02/27/24); 34 at Kentucky (03/02/24)

* - Joins Mason Jones as the only Razorbacks with 3-straight, 30-point games

Most Recent Consecutive 30-Point Games by Different Players:

Isaiah Joe (34) at Ole Miss (01/11/20)

Jimmy Whitt Jr. (30) vs Vanderbilt (01/15/20)

Last Game with Multiple Players Scoring 30 Points:

Keith Wilson, 31 & Mario Credit, 30 vs. Texas (02/08/89)

BOLD = Top 10 in an SEC regular-season game



Arkansas' 145 100-Pt Games (139-6)

AP Rank Ark Opp	Opponent	Result	Score	Year
10 --	U.S. International	W	166-101	12/09/89
-- --	Mississippi Valley State	W	142-62	11/25/20
20 --	Troy State	W	137-70	12/10/96
6 --	Montevallo	W	131-63	02/05/94
-- --	Baylor	W	131-109	02/29/72
-- --	Alcorn State	W	130-68	11/13/09
-- --	Texas Southern	W	129-63	12/28/93
-- --	Bethune-Cookman	W	128-46	12/04/91
16 --	Jackson State	W	127-74	11/22/96
2 --	Jackson State (LR)	W	126-88	12/29/90
1 --	Delaware State	W	123-66	12/11/93
16 --	vs Quincy College (PB)	W	123-60	01/02/91
10 --	vs Jackson State (PB)	W	123-76	12/21/92
8 --	Montevallo	W	122-64	02/25/95
-- --	FIU	W	121-89	12/01/18
-- --	Grambling	W	121-66	12/30/00
3 --	Centenary	W	121-94	12/06/94
2 --	Missouri	W	120-68	12/02/93
5 23 vs	Texas (SWC)	W	120-89	03/10/91
-- --	vs Loyola-Marymount (NCAA)	W	120-101	03/16/89
22 --	Providence	W	118-79	01/23/99
-- --	Tulsa	W	118-69	02/25/89
-- --	Northwestern State	W	117-78	12/01/15
4 -- at	Auburn	W	117-105	01/15/94
2 --	vs Georgia State (NCAA)	W	117-76	03/15/91
11 --	vs Delaware State (LR)	W	117-75	12/26/89
-- --	Alcorn State	W	116-75	12/02/95
20 --	Northwestern State	W	115-47	12/20/00
9 --	vs Baylor (SWC)	W	115-75	03/10/90
13 --	Mississippi State	W	115-58	02/20/93
-- --	Northwestern Illinois	W	114-56	11/16/97
12 -- at	Ole Miss	W	114-93	01/18/92
3 --	vs Louisiana Tech (LR)	W	114-97	12/15/90
2 --	vs Louisiana-Monroe (PB)	W	114-92	12/31/90
13 --	Texas A&M	W	114-100	02/21/90
2 --	at Texas Tech	W	113-86	01/12/91
2 --	Texas A&M	W	113-88	01/23/91
-- --	at Rice	W	113-108	03/04/72
-- --	Longwood	W	112-63	11/18/12
3 --	Kansas State	W	112-88	12/01/90
-- --	Rice	W	112-87	02/27/88
-- --	Southeastern Louisiana	W	111-65	12/03/13
21 --	Northwestern State	W	111-76	12/04/93
3 --	at Texas A&M	W	111-72	02/23/91
-- --	Rice	W	111-68	02/11/76
-- --	Ole Miss	W	110-80	03/05/14
16 --	Auburn	W	110-92	01/04/92
2 15	Oklahoma	W	110-88	11/16/90
-- --	Baylor	L	110-111 (OT)	03/02/71

AP Rank Ark Opp	Opponent	Result	Score	Year
-- --	Hardin Simmons	W	110-101 (OT)	01/07/71
-- --	vs TCU	W	110-89	03/01/55
2 --	at Florida State	W	109-92	01/21/91
5 --	vs Rice (SWC)	W	109-80	03/09/91
6 --	Texas	W	109-100	01/25/90
6 --	at Alabama-Birmingham	W	109-95	01/27/90
-- --	vs Southern Utah (PB)	W	109-76	01/24/89
-- --	TCU	W	109-99	02/19/74
18 --	Bethune-Cookman	W	108-42	12/02/97
1 --	at LSU	W	108-105 (OT)	03/02/94
5 --	vs Texas A&M (SWC)	W	108-61	03/08/91
-- --	vs Rice (SWC)	W	108-72	03/10/89
13 --	Alabama State	W	108-65	12/15/82
14 --	TCU	W	108-65	02/10/79
-- --	TCU	W	108-77	03/05/64
-- --	Portland State	W	107-69	11/18/05
24 --	Jackson State	W	107-78	11/22/00
16 --	Auburn	W	107-83	02/21/98
2 --	Vanderbilt	W	107-70	11/14/90
-- --	Houston	W	107-79	03/06/89
-- --	Pittsburg State	W	107-82	12/10/70
-- --	UNC Wilmington	W	106-90	12/30/23
7 23	LSU	W	106-92 (OT)	03/03/92
3 --	Baylor	W	106-74	02/26/91
20 --	Morgan State	W	106-57	12/13/86
-- --	Baylor	W	106-71	03/02/85
-- --	Rice	W	106-81	02/09/74
8 --	LSU	W	105-81	01/31/95
9 8	at Kentucky	W	105-88	01/25/92
2 1	UNLV	L	105-112	02/10/91
11 --	at South Alabama	W	105-90	11/29/89
-- --	Texas	W	105-82	2/8/89
-- 14	vs Florida State (LR)	L	105-112 (OT)	01/18/89
-- --	at Rice	W	105-79	03/3/73
-- --	Oral Roberts	W	104-69	12/19/17
-- --	UTSA	W	104-71	01/04/14
-- 2	Auburn	W	104-88	02/24/99
-- 11	Missouri	W	104-93	12/05/95
2 --	Alabama-Birmingham	W	104-72	01/30/91
12 --	Rice	W	104-80	03/03/90
-- --	Missouri-St. Louis	W	104-78	01/06/73
-- --	TCU	W	104-94	03/5/63
-- --	Rice	W	104-84	01/30/62
-- --	vs Ole Miss (LR)	W	104-72	12/20/52
23 --	Alabama State	W	103-48	12/31/97
-- --	North Carolina A&T	W	103-49	11/30/95
4 --	Jackson State	W	103-87	11/30/94
2 --	vs Tulsa (NCAA)	W	103-84	03/25/94
3 --	at Texas	W	103-96 (OT)	02/04/90
-- --	South Alabama	W	103-71	01/02/89

AP Rank Ark Opp	Opponent	Result	Score	Year
-- 6	Kansas	W	103-86	12/06/86
-- --	SMU	W	103-96	02/24/73
-- --	Rice	W	103-95	02/05/72
-- 16	at Kentucky	L	102-111	03/02/24
-- --	vs UConn (Portland, Ore.)	W	102-67	11/26/17
-- --	UT Martin	W	102-56	12/19/13
-- --	Alcorn State	W	102-59	12/28/99
-- --	Prairie View A&M	W	102-50	12/18/04
-- --	Texas-Arlington	W	102-95	11/22/99
16 --	vs Tennessee (SEC)	W	102-96	03/06/98
1 --	Alabama	W	102-81	02/16/94
9 --	vs Oregon (LR)	W	102-75	11/26/89
-- --	Eastern New Mexico	W	102-55	12/30/75
-- --	Rockhurst	W	102-72	12/09/71
-- --	Mississippi State	W	102-71	12/13/52
12 --	at South Carolina	W	101-73	03/02/21
-- --	Bucknell	W	101-73	11/12/17
24 --	at Auburn	W	101-87	02/10/15
-- --	Northern Arizona (NIT)	W	101-75	03/12/96
3 --	vs Iowa (Honolulu)	W	101-92	12/30/94
14 2	Kentucky	W	101-94	02/10/93
10 --	Tulsa	W	101-87	12/23/92
13 --	at LSU	W	101-90	01/11/92
16 --	at South Alabama	W	101-82	12/30/91
2 --	Texas	W	101-89	01/10/91
2 --	South Alabama	W	101-91	12/11/90
-- --	Alcorn State	W	101-55	12/15/87
-- --	Sedalia (Mo.) AAB	W	101-73	12/01/45
-- --	Central Arkansas	W	100-75	12/12/20
-- --	Northwestern State	W	100-94	12/28/14
-- --	Maryland-Eastern Shore	W	100-40	01/02/01
20 --	North Texas	W	100-77	12/30/98
14 17	Ole Miss	W	100-87	02/05/98
15 --	at Louisville	W	100-83	12/09/97
7 --	Ole Miss	W	100-83	03/7/92
2 --	Rice	W	100-87	02/02/91
3 --	Texas Tech	W	100-77	02/07/90
12 --	Houston	W	100-89	01/22/90
12 --	at Texas A&M	W	100-84	01/20/90
-- --	vs Texas (SWC)	W	100-76	03/12/89
-- --	TCU	W	100-60	02/11/89
-- --	at Texas A&M	W	100-97 (2OT)	02/24/87
-- --	TCU	W	100-65	01/17/76
-- --	MacMurray (Ill.)	W	100-66	01/04/75
-- --	Western Kentucky	L	100-102	12/03/73
-- --	Texas A&M	W	100-89	01/22/72
-- --	Oklahoma	L	100-115	01/05/71

DID YOU KNOW: The 166 points scored by Arkansas versus U.S. International set the NCAA record at the time.

LARGEST WINNING MARGINS

Margin	Opponent	Score	Date
1. 82	Bethune-Cookman	128-46	12/04/91
2. 80	Mississippi Valley State	142-62	11/25/20
3. 74	at Ozark Athletic Club	81-7	1925-26 opener
4. 68	Northwestern (La.) State	115-47	12/20/00
68	Montevallo	131-63	02/05/94
6. 67	Troy State	137-70	12/10/96
7. 66	Bethune-Cookman	108-42	12/02/97
66	Texas Southern	129-63	12/28/93
66	Baylor	94-28	01/05/45
10. 65	U.S. International	166-101	12/09/89
11. 64	Sedalia AAB	101-37	12/01/45
12. 63	Quincy College (PB)	123-60	01/02/92
13. 62	Alcorn State	130-68	11/13/09
14. 61	Fort Smith High School Faculty	69-8	01/01/24
15. 60	Maryland-Eastern Shore	100-40	01/02/01
60	Baylor	90-30	01/06/45

LARGEST LOSING MARGINS

Margin	Opponent	Score	Date
1. 51	at Ole Miss	117-66	12/10/73
2. 40	at Mississippi State	79-39	12/15/51
3. 38	Parks Clothiers AAU	66-28	12/22/38
4. 37	at Kentucky	76-39	12/13/48
5. 35	at Cincinnati	92-57	01/18/97
35	Cincinnati (NCAA)	97-62	03/15/58
7. 34	at Baylor	110-76	01/24/70
8. 33	at Texas	79-46	01/04/11
9. 32	Auburn	51-83	01/06/24
32	at Mississippi State	78-46	02/09/16
32	at Florida	75-43	01/22/11
32	Pittsburgh (Honolulu, Hawaii)	114-82	12/29/86

LARGEST SEC WINNING MARGINS


Margin	Opponent	Score	Date
1. 57	Mississippi State	115-58	02/20/93
2. 44	Missouri	87-43	01/12/22
3. 36	at Vanderbilt	84-48	03/06/19
36	Auburn	95-59	01/22/05
5. 35	LSU	87-52	02/10/10
6. 34	Mississippi State	98-64	01/21/97
7. 33	at Missouri	94-61	01/12/16
33	Auburn	75-42	02/11/97
9. 32	Georgia	97-65	02/21/23
10. 30	Georgia	99-69	01/09/21
30	Ole Miss	110-80	03/05/14
12. 29	Alabama	87-58	01/20/01
13. 28	at South Carolina	101-73	03/02/21
14. 27	Alabama	88-61	01/06/07
15. 26	Mississippi State	96-70	01/23/13
26	LSU	87-61	02/20/08
26	South Carolina	79-53	01/22/94
26	Ole Miss	87-61	01/05/94
19. 25	LSU	82-57	01/11/97
20. 24	Auburn	107-83	02/21/98
24	LSU	105-81	01/31/95
22. 23	Vanderbilt	56-33	01/12/13
23	Ole Miss	69-46	01/05/05
23	Tennessee	77-54	02/05/97
25. 22	Georgia	89-67	03/01/09
22	Auburn	74-52	02/04/04
22	LSU	86-64	01/27/99
22	at Ole Miss	85-63	02/27/93
29. 21	Alabama	102-81	02/16/94
21	at Ole Miss	114-93	01/18/92
21	Mississippi State	99-78	01/15/92

LARGEST SEC LOSING MARGINS

Margin	Opponent	Score	Date
1. 32	Auburn	51-83	01/06/24
32	at Mississippi State	46-78	02/09/16
32	at Florida	43-75	01/22/11
4. 31	at Alabama	59-90	01/16/21
31	at Kentucky	70-101	01/23/10
6. 30	at Missouri	63-93	03/05/13
30	Florida	68-98	02/18/12
30	at Mississippi State	54-84	02/08/03
9. 29	vs LSU (SEC)	56-85	03/13/03
10. 25	at Alabama	58-83	03/08/14
25	at Mississippi State	55-80	01/15/05
25	at Auburn	76-101	01/06/96

LARGEST HALFTIME COMEBACK WINS

Down	Opponent	Final Score	Date
1. 21 (49-28)	at Houston	W, 62-61	01/06/79
2. 18 (45-27)	vs. Ole Miss (at Memphis)	W, 68-66	12/08/51
3. 15 (37-22)	at Georgia	W, 72-68	02/03/10
15 (51-36)	LSU	W, 106-92 OT	03/03/92
5. 14 (46-32)	vs. Oklahoma (Honolulu)	W, 86-84	12/28/94
14 (49-35)	Memphis	W, 81-76	12/02/92
7. 13 (37-24)	Alabama	W, 65-63	02/21/06
13 (54-51)	Missouri-St. Louis	W, 91-84	12/21/70
9. 12 (43-31)	Auburn	W, 75-73	01/20/21
12 (46-34)	at SMU	W, 85-83 OT	01/13/88
12 (38-26)	at Tulane	W,	



Martin Terry is the only Arkansas player to average better than 20 points for his career, scoring 1,368 points in 52 games.

SCORING AVERAGE LEADERS

Year	Player	G	Pts.	Avg.
2022-23	Ricky Council IV	36	581	16.1
2021-22	JD Notae	36	660	18.3
2020-21	Moses Moody	32	539	16.8
2019-20	Mason Jones # (8th in NCAA)	31	683	22.0
2018-19	Daniel Gafford	32	542	16.9
2017-18	Jaylen Barford	35	628	17.9
2016-17	Dusty Hannahs	36	518	14.4
2015-16	Dusty Hannahs	32	529	16.5
2014-15	Bobby Portis	36	629	17.5
2013-14	Rashad Madden	33	419	12.7
2012-13	BJ Young	31	470	15.2
2011-12	BJ Young	32	488	15.3
2010-11	Rotnei Clarke	31	471	15.2
2009-10	Courtney Fortson	18	323	17.9
2008-09	Michael Washington	30	464	15.5
2007-08	Sonny Weems	34	509	15.0
2006-07	Patrick Beverley	35	485	13.9
2005-06	Ronnie Brewer	32	589	18.4
2004-05	Ronnie Brewer	30	486	16.2
2003-04	Jonathon Modica	28	462	16.5
2002-03	Jonathon Modica	28	323	11.5
2001-02	Jannero Pargo	29	482	16.6
2000-01	Joe Johnson	30	427	14.2
1999-00	Joe Johnson	23	368	16.0
1998-99	Pat Bradley	34	480	14.1
1997-98	Pat Bradley	33	489	14.8
1996-97	Pat Bradley	32	461	14.4
1995-96	Kareem Reid	33	426	12.9
1994-95	Corliss Williamson	39	770	19.7
1993-94	Corliss Williamson	34	695	20.4
1992-93	Scotty Thurman	31	540	17.4

SEASON

1.	28.27	Martin Terry (735 pts, 26 gms)	#-LED SWC	1973
2.	24.35	Martin Terry (633 pts, 26 gms)		1972
3.	22.73	Todd Day (500 pts, 22 gms)		1992
4.	22.48	Dean Tolson (472 pts, 21 gms)		1974
5.	22.09	Joe Kleine (773 pts, 35 gms)	#-LED SWC	1985
6.	22.03	Mason Jones (683 pts, 31 gms)	#-LED SEC	2020
7.	22.00	Sidney Moncrief (660 pts, 30 gms)		1979
8.	20.68	Todd Day (786 pts, 38 gms)		1991
9.	20.44	Corliss Williamson (695 pts, 34 gms)		1994
10.	20.39	George Kok (469 pts, 23 gms)	#-LED SWC	1948

CAREER (MINIMUM 50 GMS)

1.	26.31	Martin Terry (1,368 pts, 52 gms)		1972-73
2.	18.99	Corliss Williamson (1,728 pts, 91 gms)		1993-95
3.	18.89	Todd Day (2,395 pts, 127 gms)		1989-92
4.	18.28	Dean Tolson (1,316 pts, 72 gms)		1972-74
5.	18.07	Joe Kleine (1,753 pts, 97 gms)		1983-85
6.	17.63	Mason Jones (1,146 pts, 65 gms)		2019-20
7.	17.31	George Kok (1,644 pts, 95 gms)		1945-48
8.	17.25	Almer Lee (897 pts, 52 gms)		1970-72
9.	16.93	Sidney Moncrief (2,066 pts, 122 gms)		1976-79
10.	16.63	Vernon Murphy (848 pts, 51 gms)		1970-72

SEC SEASON

1.	23.55	Mason Jones (424 pts, 18 gms)		2020
2.	23.00	Todd Day (368 pts, 16 gms)		1992
3.	21.75	Corliss Williamson (348 pts, 16 gms)		1995
4.	20.81	Corliss Williamson (333 pts, 16 gms)		1994
5.	19.71	JD Notae (335 pts, 17 gms)		2022
5.	18.81	Ronnie Brewer (301 pts, 16 gms)		2006
6.	18.61	Bobby Portis (335 pts, 18 gms)		2015
7.	18.00	Courtney Fortson (288 pts, 16 gms)		2010
8.	17.75	Jonathon Modica (284 pts, 16 gms)		2006
9.	17.25	Sonny Weems (276 pts, 16 gms)		2008

SEC CAREER (MINIMUM 30 GMS)

1.	19.68	Corliss Williamson (866 pts, 44 gms)		1993-95
2.	18.92	Mason Jones (681 pts, 36 gms)		2019-20
3.	17.06	Scotty Thurman (819 pts, 48 gms)		1993-95
4.	16.55	Courtney Fortson (513 pts, 31 gms)		2009-10
5.	15.69	Ronnie Brewer (753 pts, 48 gms)		2004-06
6.	15.36	Bobby Portis (553 pts, 36 gms)		2014-15
7.	15.31	Jannero Pargo (490 pts, 32 gms)		2001-02
8.	14.92	Dusty Hannahs (537 pts, 36 gms)		2016-17
9.	14.82	BJ Young (502 pts, 34 gms)		2012-13
10.	14.53	Joe Johnson (436 pts, 30 gms)		2000-01

Year	Player	G	Pts.	Avg.
1991-92	Todd Day	22	500	22.7
1990-91	Todd Day	38	786	20.7
1989-90	Todd Day	35	684	19.5
1988-89	Lenzie Howell	32	466	14.6
1987-88	Ron Huery	30	403	13.4
1986-87	Tim Scott	33	393	11.9
1985-86	William Mills	24	331	13.8
1984-85	Joe Kleine #	35	773	22.1
1983-84	Joe Kleine	32	581	18.2
1982-83	Darrell Walker #	30	546	18.2
1981-82	Scott Hastings	29	539	18.6
1980-81	Scott Hastings	32	523	16.3
1979-80	Scott Hastings	29	469	16.2
1978-79	Sidney Moncrief	30	660	22.0
1977-78	Ron Brewer	36	647	18.0
1976-77	Marvin Delph	28	552	19.7
1975-76	Marvin Delph	27	440	16.3
1974-75	Kent Allison	26	393	15.1
1973-74	Dean Tolson	21	472	22.5
1972-73	Martin Terry # (8th in NCAA)	26	735	28.3
1971-72	Martin Terry	26	633	24.3
1970-71	Almer Lee	23	441	19.2
1969-70	Almer Lee	24	408	17.0
1968-69	James Eldridge	24	328	13.7
1967-68	James Eldridge	24	398	16.6
1966-67	Tommy Rowland	24	443	18.5
1965-66	Ricky Sugg	24	328	13.6
1964-65	Ricky Sugg	24	340	14.2
1963-64	Jim Magness	24	356	14.8
1962-63	Tommy Boyer	24	439	18.3
1961-62	Jerry Carlton	24	438	18.2

Year	Player	G	Pts.	Avg.
1960-61	Pat Foster	23	355	15.4
1959-60	Clyde Rhoden	24	389	16.2
1958-59	Clyde Rhoden	24	350	14.6
1957-58	Fred Grim	27	380	14.1
1956-57	Terry Day	24	301	12.5
1955-56	Manuel Whitley	24	409	17.0
1954-55	Jerald Barnett	24	247	10.3
1953-54	Jerald Barnett	23	225	9.8
1952-53	Gene Lambert	21	270	12.9
1951-52	Walter Kearns	24	216	9.0
1950-51	Billy Hester	22	204	9.3
1949-50	Jim Cathcart	23	233	10.1
1948-49	Bob Ambler	26	259	10.0
1947-48	George Kok # (6th in NCAA)	24	469	19.5
1946-47	Al Williams	24	380	15.8

#-LED SEC (1991-92 season to pres)/SWC



GAME

1.	51	Rotnei Clarke vs. Alcorn State	11/13/09
2.	47	Martin Terry vs. SMU	02/24/73
3.	46	Martin Terry vs. Texas A&M	01/22/72
4.	45	Dean Tolson vs. Texas A&M	03/02/74
5.	43	Todd Day at LSU	01/11/92
	43	Martin Terry vs. Memphis	12/23/72
7.	42	Khalif Battle vs. Missouri	02/24/24
8.	41	Mason Jones vs. Tulsa	12/14/19
	41	Joe Kleine vs. Iowa State	12/27/84
	41	Dean Tolson at Indiana State	01/05/74
	41	Ricky Sugg at Centenary	12/13/65
12.	40	Mason Jones vs. Auburn	02/04/20
	40	Martin Terry vs. Southern Illinois	12/11/71

SEASON

1.	786	Todd Day	1991
2.	773	Joe Kleine	1985
3.	770	Corliss Williamson	1995
4.	735	Martin Terry	1973
5.	695	Corliss Williamson	1994
6.	684	Todd Day	1990
7.	683	Mason Jones	2020
8.	660	JD Notae	2022
	660	Sidney Moncrief	1979
10.	647	Ron Brewer	1978

CAREER

1.	2,395	Todd Day	1989-92
2.	2,066	Sidney Moncrief	1976-79
3.	1,940	Lee Mayberry	1989-92
4.	1,779	Scott Hastings	1979-82
5.	1,765	Pat Bradley	1996-99
6.	1,753	Joe Kleine	1983-85
7.	1,742	Marvin Delph	1975-78
8.	1,728	Corliss Williamson	1993-95
9.	1,674	Oliver Miller	1989-92
10.	1,650	Scotty Thurman	1993-95

POINTS LEADERS

Year	Player	G	Pts.	Avg.
2023-24	Tramon Mark	31	503	16.2
2022-23	Ricky Council IV	36	581	16.1
2021-22	JD Notae	36	660	18.3
2020-21	Moses Moody	32	539	16.8
2019-20	Mason Jones	31	683	22.0
2018-19	Daniel Gafford	32	542	16.9
2017-18	Jaylen Barford	35	628	17.9
2016-17	Dusty Hannahs	36	518	14.4
2015-16	Dusty Hannahs	32	529	16.5
2014-15	Bobby Portis	36	629	17.5
2013-14	Rashad Madden	33	419	12.7
2012-13	BJ Young	31	470	15.2
2011-12	BJ Young	32	488	15.3
2010-11	Rotnei Clarke	31	471	15.2
2009-10	Marshawn Powell	32	478	14.9
2008-09	Michael Washington	30	464	15.5
2007-08	Sonny Weems	34	509	15.0
2006-07	Patrick Beverley	35	485	13.9
2005-06	Ronnie Brewer	32	589	18.4
2004-05	Ronnie Brewer	30	486	16.2
2003-04	Jonathon Modica	28	462	16.5
2002-03	Jonathon Modica	28	323	11.5
2001-02	Jannero Pargo	29	482	16.6
2000-01	Joe Johnson	30	427	14.2
1999-00	Joe Johnson	23	368	16.0
1998-99	Pat Bradley	34	480	14.1
1997-98	Pat Bradley	33	489	14.8
1996-97	Pat Bradley	32	461	14.4
1995-96	Kareem Reid	33	426	12.9
1994-95	Corliss Williamson	39	770	19.7
1993-94	Corliss Williamson	34	695	20.4

SEC REGULAR-SEASON GAME


1.	43	Todd Day at LSU	01/11/92
2.	42	Khalif Battle vs. Missouri	02/24/24
4.	40	Mason Jones vs. Auburn	02/04/20
4.	38	Mason Jones vs. Mississippi State	02/25/20
5.	37	Mason Jones vs. Tennessee	02/26/20
	37	Jonathon Modica vs. South Carolina	02/04/06
	37	Mason Jones vs. LSU	03/04/20
8.	36	Khalif Battle vs. Vanderbilt	02/27/24
	36	Rotnei Clarke at Vanderbilt	01/29/11
10.	35	Tramon Mark vs. Texas A&M	01/16/24
	35	Bobby Portis vs. Alabama	02/05/14
	35	Courtney Fortson vs. Mississippi State	01/28/10
	35	Jannero Pargo at Miss. St.	02/27/02
	35	Jannero Pargo vs. Florida	01/26/02
	35	Lee Mayberry vs. LSU	03/03/92
	35	Todd Day vs. Auburn	01/04/92

SEC SEASON

1.	424	Mason Jones	2020
2.	368	Todd Day	1992
3.	348	Corliss Williamson	1995
4.	335	JD Notae	2022
	335	Bobby Portis	2015
6.	333	Corliss Williamson	1994
7.	301	Ronnie Brewer	2006
8.	289	Anthlon Bell	2016
9.	288	Courtney Fortson	2010
10.	284	Jonathon Modica	2006

SEC CAREER

1.	866	Corliss Williamson	1993-95
2.	855	Jonathon Modica	2003-06
3.	834	Pat Bradley	1996-99
4.	819	Scotty Thurman	1993-95
5.	753	Ronnie Brewer	2004-06
6.	701	Marshawn Powell	2010-13
7.	681	Mason Jones	2019-20
8.	668	Kareem Reid	1996-99
9.	647	Rotnei Clarke	2009-11
10.	635	Darian Townes	2005-08




Todd Day owns the program record for most points in a season (786) and for a career (2,395).

Year	Player	G	Pts.	Avg.
1961-62	Jerry Carlton	24	438	18.2
1960-61	Pat Foster	23	355	15.4
1959-60	Clyde Rhoden	24	389	16.2
1958-59	Clyde Rhoden	24	350	14.6
1957-58	Fred Grim	27	380	14.1
1956-57	Terry Day	24	301	12.5
1955-56	Manuel Whitley	24	409	17.0
1954-55	Jerald Barnett	24	247	10.3
1953-54	Jerald Barnett	23	225	9.8
1952-53	Gene Lambert	21	270	12.9
1951-52	Walter Kearns	24	216	9.0
1950-51	Billy Hester	22	204	9.3
1949-50	Jim Cathcart	23	233	10.1
1948-49	Bob Ambler	26	259	10.0
1947-48	George Kok	23	469	20.4
1946-47	Al Williams	24	380	15.8



REBOUND AVERAGE



Dean Tolson averaged 11.7 rebounds over three seasons at Arkansas, highlighted by the top two single-season performances.

SEASON

1.	13.24	Dean Tolson (278 in 21 gms)	1974
2.	12.40	Dean Tolson (310 in 25 gms)	1973
3.	10.26	Derek Hood (349 in 34 gms) # LED SEC	1999
4.	9.88	Dean Tolson (257 in 26 gms)	1972
5.	9.80	Mike Washington (294 in 30 gms) # LED SEC	2009
6.	9.76	Nick Davis (322 in 33 gms) # LED SEC	1998
7.	9.71	Ronnie Garner (233 in 24 gms)	1960
	9.71	Manuel Whitley (233 in 24 gms)	1956
9.	9.63	Sidney Moncrief (289 in 30 gms)	1979
10.	9.34	Moses Kingsley (299 in 32 gms)	2016

CAREER (MINIMUM 50 GMS)

1.	11.74	Dean Tolson (845 in 72 gms)	1972-74
2.	8.35	Vernon Murphy (426 in 51 gms)	1970-72
3.	8.32	Sidney Moncrief (1,015 in 122 gms)	1976-79
4.	8.31	Joe Kleine (806 in 97 gms)	1982-85
5.	7.87	Bobby Portis (551 in 70 gms)	2014-15
6.	7.71	Manuel Whitley (347 in 45 gms)	1953; 56
7.	7.65	Derek Hood (1,002 in 131 gms)	1996-99
8.	7.43	Jay Carpenter (557 in 75 gms)	1957-59
9.	7.37	Daniel Gafford (494 in 67 gms)	2018-19
10.	7.18	James Eldridge (517 in 72 gms)	1968-70

SEC SEASON

1.	9.50	Derek Hood (152 in 16 gms)	1999
2.	9.33	Bobby Portis (168 in 18 gms)	2015
3.	9.25	Nick Davis (148 in 16 gms)	1998
4.	8.88	Michael Washington (142 in 16 gms)	2009
5.	8.56	Daniel Gafford (154 in 18 gms)	2109
6.	8.33	Moses Kingsley (150 in 18 gms)	2016
7.	8.31	Patrick Beverley (133 in 16 gms)	2008
8.	8.30	Sunday Adebayo (83 in 10 gms)	1996
9.	7.81	Corliss Williamson (125 in 16 gms)	1994
	7.81	Derek Hood (125 in 16 gms)	1997

SEC CAREER (MINIMUM 30 GMS)

1.	8.08	Bobby Portis (291 in 36 gms)	2014-15
2.	7.39	Daniel Gafford (266 in 36 gms)	2018-19
3.	7.31	Derek Hood (468 in 64 gms)	1996-99
4.	6.75	Corliss Williamson (297 in 44 gms)	1993-95
5.	6.31	Patrick Beverley (202 in 32 gms)	2007-08
6.	6.03	Joe Johnson (181 in 30 gms)	2000-01
7.	5.74	Marshawn Powell (287 in 50 gms)	2010-13
8.	5.69	Coty Cark (205 in 36 gms)	2013-14
9.	5.28	Ronnie Brewer (169 in 32 gms)	2004-05
10.	5.25	Mike Washington (315 in 60 gms)	2007-10

REBOUNDING AVERAGE LEADERS

Season	Player	Games	Reb.	Avg.
2023-24	Trevon Brazile	26	153	5.9
2022-23	Makhi Mitchell	36	192	5.3
2021-22	Jaylin Williams	37	364	9.8
2020-21	Justin Smith	28	203	7.3
20019-20	Mason Jones	31	169	5.5
2018-19	Daniel Gafford	32	277	8.7
2017-18	Daniel Gafford	35	217	6.2
2016-17	Moses Kingsley	36	277	7.7
2015-16	Moses Kingsley	32	299	9.3
2014-15	Bobby Portis	36	321	8.9
2013-14	Bobby Portis	34	230	6.8
2012-13	Marshawn Powell	32	174	5.4
2011-12	Devonta Abron	32	135	4.2
2010-11	Delvon Johnson	31	223	7.2
2009-10	Marshawn Powell	32	215	6.7
2008-09	Michael Washington #	30	294	9.8
2007-08	Patrick Beverley	35	231	6.6
2006-07	Charles Thomas	35	195	5.7
2005-06	Darian Townes	32	164	5.1
2004-05	Ronnie Brewer	30	145	4.8
2003-04	Ronnie Brewer	28	153	5.5
2002-03	Dionisio Gomez	28	186	6.6
2001-02	Dionisio Gomez	28	139	5.0
2000-01	Joe Johnson	30	193	6.4
1999-00	Joe Johnson	23	132	5.7
1998-99	Derek Hood #	34	349	10.3
1997-98	Nick Davis #	33	322	9.8
1996-97	Derek Hood #	32	257	8.0
1995-96	Derek Hood	33	200	6.1
1994-95	Corliss Williamson	39	293	7.5
1993-94	Corliss Williamson	34	262	7.7

Season	Player	Games	Reb.	Avg.
1992-93	Corliss Williamson	18	92	5.1
1991-92	Oliver Miller	34	261	7.7
1990-91	Oliver Miller	38	294	7.7
1989-90	Oliver Miller	35	219	6.3
1988-89	Lenzie Howell	32	224	7.0
1987-88	Andrew Lang	30	218	7.3
1986-87	Andrew Lang	32	240	7.5
1985-86	Andrew Lang	26	168	6.5
1984-85	Joe Kleine	35	294	8.4
1983-84	Joe Kleine	32	293	9.2
1982-83	Joe Kleine	30	219	7.3
1981-82	Scott Hastings	29	175	6.0
1980-81	Scott Hastings	32	173	5.4
1979-80	Scott Hastings	29	194	6.7
1978-79	Sidney Moncrief	30	289	9.6
1977-78	Sidney Moncrief	36	278	7.7
1976-77	Sidney Moncrief	28	235	8.4
1975-76	Sidney Moncrief	28	213	7.6
1974-75	Kent Allison	26	213	8.2
1973-74	Dean Tolson	21	278	13.2
1972-73	Dean Tolson	25	310	12.4
1971-72	Dean Tolson	26	257	9.9
1970-71	Vernon Murphy	26	230	8.8
1969-70	Robert McKenzie	24	182	7.6
1968-69	James Eldridge	24	170	7.1
1967-68	Gary Stephens	24	182	7.6
1966-67	Tommy Rowland	23	206	8.9
1965-66	John Talkington	23	196	8.5
	J. D. McConnell	23	196	8.5
1964-65	J. D. McConnell	22	153	7.0
1963-64	Jim Magness	23	127	5.5

Season	Player	Games	Reb.	Avg.
1962-63	Jim Wilson	24	181	7.5
1961-62	Jim Wilson	24	158	6.6
1960-61	Ronnie Garner	23	180	7.8
1959-60	Ronnie Garner	24	233	9.7
1958-59	Jay Carpenter	24	211	8.8
1957-58	Harry Thompson	27	218	8.1
1956-57	Terry Day	24	224	9.3
1955-56	Manuel Whitley	24	233	9.7
1954-55	Pete Butler	24	173	7.2
1953-54	Raymond Shaw	23	138	6.0
1952-53	Walter Kearns	21	143	6.8

Led the SEC



GAME

1.	23	Nick Davis vs. Jackson State	11/21/97
2.	22	Dean Tolson vs. Texas	1973
	22	Dean Tolson vs. Rice	1973
	22	Dean Tolson vs. TCU	02/12/72
5.	21	Dean Tolson vs. Rice	1973
	21	Dean Tolson vs. S. Illinois	12/30/72
	21	Doug Campbell vs. Rockhurst	12/02/72
8.	20	Dean Tolson vs. Rice	02/09/74
	20	John Talkington vs. Texas	1966
10.	19	Dean Tolson vs. Baylor	02/23/74
	19	Dean Tolson vs. Texas	1974
	19	Dean Tolson vs. TCU	1974
	19	Dean Tolson vs. Rice	1973

SEASON

1.	364	Jaylin Williams	2022
2.	349	Derek Hood	1999
3.	322	Nick Davis	1998
4.	321	Bobby Portis	2015
5.	310	Dean Tolson	1973
6.	299	Moses Kingsley	2016
7.	294	Michael Washington	2009
	294	Oliver Miller	1991
	294	Joe Kleine	1985
10.	293	Corliss Williamson	1995
	293	Joe Kleine	1984

CAREER

1.	1,015	Sidney Moncrief	1976-79
2.	1,002	Derek Hood	1996-99
3.	886	Oliver Miller	1989-92
4.	845	Dean Tolson	1972-74
5.	806	Joe Kleine	1983-85
6.	768	Moses Kingsley	2014-17
7.	690	Andrew Lang	1985-88
8.	680	Scott Hastings	1979-82
9.	673	Todd Day	1989-92
10.	651	Mike Washington	2007-10

TOTAL REBOUND LEADERS

Season	Player	Games	Reb.	Avg.
2023-24	Trevon Brazile	26	153	5.9
2022-23	Makhi Mitchell	36	192	5.3
2021-22	Jaylin Williams	37	364	9.8
2020-21	Justin Smith	28	203	7.3
2019-20	Mason Jones	31	169	5.5
2017-18	Daniel Gafford	35	217	6.2
2016-17	Moses Kingsley	36	277	7.7
2015-16	Moses Kingsley	32	299	9.3
2014-15	Bobby Portis	36	321	8.9
2013-14	Bobby Portis	34	230	6.8
2012-13	Marshawn Powell	32	174	5.4
2011-12	Devonta Abron	32	135	4.2
2010-11	Delvon Johnson	31	223	7.2
2009-10	Marshawn Powell	32	215	6.7
2008-09	Michael Washington	30	294	9.8
2007-08	Patrick Beverley	35	231	6.6
2006-07	Charles Thomas	35	195	5.7
2005-06	Darian Townes	32	164	5.1
2004-05	Ronnie Brewer	30	145	4.8
2003-04	Ronnie Brewer	28	153	5.5
2002-03	Dionisio Gomez	28	186	6.6
2001-02	Dionisio Gomez	28	139	5.0
2000-01	Joe Johnson	30	193	6.4
1999-00	Chris Walker	34	154	4.5
1998-99	Derek Hood	34	349	10.3
1997-98	Nick Davis	33	322	9.8
1996-97	Derek Hood	32	257	8.0
1995-96	Derek Hood	33	200	6.1
1994-95	Corliss Williamson	39	293	7.5
1993-94	Corliss Williamson	34	262	7.7
1992-93	Darrell Hawkins	31	140	4.5

SEC REGULAR-SEASON GAME

1.	17	Dionisio Gomez vs. Georgia	01/18/03
	17	Nick Davis vs. Alabama	01/24/98
	17	Nick Davis at Auburn	01/21/98
4.	16	Jaylin Williams vs. Tennessee	02/19/22
	16	Steven Hill at Alabama	01/27/07
	16	Nick Davis at Georgia	02/25/96
	16	Corliss Williamson vs. Kentucky	03/12/94
	16	Todd Day at Tennessee	02/05/92
9.	15	Bobby Portis vs. LSU	03/07/15
	15	Mike Washington vs. Mississippi State	01/10/09
	15	Patrick Beverley at LSU	01/26/08
	15	Charles Thomas at Georgia	03/05/06
	15	Derek Hood at LSU	01/02/99
	15	Nick Davis vs. Vanderbilt	02/07/98

SEC SEASON

1.	183	Jaylin Williams	2022
2.	168	Bobby Portis	2015
3.	152	Derek Hood	1999
4.	150	Moses Kingsley	2016
5.	148	Nick Davis	1998
6.	142	Michael Washington	2009
7.	138	Moses Kingsley	2017
8.	133	Patrick Beverley	2008
9.	125	Corliss Williamson	1994
10.	123	Bobby Portis	2014

SEC CAREER

1.	468	Derek Hood	1996-99
2.	366	Moses Kingsley	2014-17
3.	315	Mike Washington	2007-10
4.	310	Darian Townes	2005-08
5.	297	Corliss Williamson	1993-95
6.	291	Bobby Portis	2014-15
7.	287	Marshawn Powell	2010-13
8.	262	Charles Thomas	2005-08
9.	261	Ronnie Brewer	2004-06
10.	258	Jonathon Modica	2003-06



Jaylin Williams set Arkansas overall (364) and SEC (183) season records for rebounds in 2021-22. He was second in the SEC and 19th in the NCAA with an average of 9.8 rebounds per game.

Season	Player	Games	Reb.	Avg.
1961-62	Jim Wilson	24	158	6.6
1960-61	Ronnie Garner	23	180	7.8
1959-60	Ronnie Garner	24	233	9.7
1958-59	Jay Carpenter	24	211	8.8
1957-58	Harry Thompson	24	218	9.1
1956-57	Terry Day	24	224	9.3
1955-56	Manuel Whitley	24	233	9.7
1954-55	Pete Butler	24	173	7.2
1953-54	Raymond Shaw	23	138	6.0
1952-53	Walter Kearns	21	143	6.8



FIELD GOAL PERCENTAGE



As a junior in 1990-91, **Oliver Miller** led the nation in field goal percentage, making seven or more field goals in 22 contests.

GAME (MIN. 8 ATT.)

1.	1.000	Daniel Gafford vs. Montana State (8-8)	11/21/18
	1.000	Daniel Gafford vs. Minnesota (8-8)	12/09/17
	1.000	Bobby Portis vs. UTSA (8-8)	01/04/13
	1.000	Daryll Saulsberry vs. MacMurray (10-10)	01/04/75
	1.000	Lee Wilson vs. Montevallo (9-9)	02/25/95
	1.000	Steve Schall vs. Weber St. (9-9)	03/11/79
	1.000	Darrell Hawkins vs. Missouri State (8-8)	12/17/92
	1.000	Coty Clarke at Florida (8-8)	02/23/13
	1.000	Joe Kleine vs. St. Peter's (8-8)	12/28/83
8.	.923	Landis Williams vs. Montevallo (12-13)	02/25/95
9.	.909	Sunday Adebayo vs. Alcorn State (10-11)	12/21/95
	.909	Oliver Miller vs. Murray St. (10-11)	03/19/92
	.909	Joe Kleine at Rice (10-11)	01/27/84

SEASON (MIN. 100 ATT.)

1.	.704	Oliver Miller (254-361) * Led NCAA	1991
2.	.699	Leroy Sutton (79-113)	1983
3.	.665	Sidney Moncrief (149-224)	1976
4.	.6624	Makhii Mitchell (104-157)	2023
5.	.6623	Leroy Sutton (100-151)	1984
6.	.660	Daniel Gafford (214-324) #-LED SEC	2019
7.	.655	Jalen Graham (74-113)	2023
8.	.649	Sidney Moncrief (157-242)	1977
9.	.641	Steven Hill (93-145)	2007
10.	.639	Oliver Miller (152-238)	1990

CAREER (MIN. 500 ATT.)

1.	.636	Oliver Miller (680-1,069)	1989-92
2.	.635	Daniel Gafford (378-595)	2018-19
3.	.606	Sidney Moncrief (739-1,220)	1976-79
4.	.593	Mario Credit (439-740)	1987-90
5.	.585	Joe Kleine (668-1,142)	1983-85
6.	.5832	Charles Ballentine (333-571)	1982-85
7.	.5830	Corliss Williamson (657-1,127)	1993-95
8.	.557	Steve Schall (351-608)	1976-79
9.	.566	Ron Brewer (587-1,038)	1976-78
10.	.544	Scott Hastings (665-1,223)	1979-82

FIELD GOAL PCT LEADERS (MIN 100 ATT)

Season	Player	FGM	FGA	Pct.
2023-24	Makhi Mitchell	106	167	.635
2022-23	Makhi Mitchell	104	157	.662
2021-22	Au'Diese Toney	125	240	.521
2020-21	Justin Smith	159	292	.545
2019-20	Jimmy Whitt Jr.	181	372	.487
2018-19	Daniel Gafford #	214	324	.660
2017-18	Daniel Gafford	164	271	.605
2016-17	Manuale Watkins	93	165	.564
2015-16	Moses Kingsley	183	334	.548
2014-15	Bobby Portis	250	466	.536
2013-14	Bobby Portis	161	316	.509
2012-13	Coty Clarke	76	148	.514
2011-12	BJ Young	177	351	.504
2010-11	Delvon Johnson	111	204	.544
2009-10	Marshawn Powell	190	380	.500
2008-09	Michael Washington	178	323	.551
2007-08	Darian Townes	168	279	.602
2006-07	Steven Hill	93	145	.641
2005-06	Charles Thomas	103	198	.520
2004-05	Jonathon Modica	103	198	.520
2003-04	Ronnie Brewer	125	260	.481
2002-03	Dionisio Gomez	91	195	.467
2001-02	Dionisio Gomez	61	116	.526
2000-01	Alonzo Lane	88	171	.515
1999-00	Alonzo Lane	108	193	.560
1998-99	Derek Hood #	173	306	.565
1997-98	Landis Williams	84	139	.604
1996-97	Lee Wilson	84	157	.535
1995-96	Lee Wilson	86	162	.531
1994-95	Corliss Williamson	283	515	.550
1993-94	Corliss Williamson	273	436	.626

Season	Player	FGM	FGA	Pct.
1992-93	Corliss Williamson	101	176	.574
1991-92	Oliver Miller	186	309	.602
1990-91	Oliver Miller * #	254	361	.704
1989-90	Oliver Miller	152	238	.639
1988-89	Mario Credit	149	246	.606
1987-88	Mario Credit	107	183	.585
1986-87	Mario Credit	77	126	.611
1985-86	Eric Poerschke	56	113	.496
1984-85	Joe Kleine	294	484	.607
1983-84	Leroy Sutton	100	151	.662
1982-83	Leroy Sutton	79	113	.699
1981-82	Tony Brown	109	185	.589
1980-81	Scott Hastings	192	341	.563
1979-80	U.S. Reed	166	298	.557
1978-79	Steve Schall	138	223	.619
1977-78	Sidney Moncrief	209	354	.590
1976-77	Sidney Moncrief	157	242	.649
1975-76	Sidney Moncrief *	149	224	.665
1974-75	Kent Allison	172	282	.610
1973-74	Dean Tolson	204	373	.547
1972-73	Martin Terry	264	508	.520
1971-72	Doug Campbell	73	142	.514
1970-71	Donnie Watts	149	290	.514
1969-70	Ricky Tanneberger	75	161	.460
1968-69	Ricky Tanneberger	94	200	.470
1967-68	James Eldridge	155	305	.508
1966-67	Tommy Rowland	148	300	.483
1965-66	J.D. McConnell	120	259	.463
1964-65	John Talkington	107	220	.486
1963-64	Warren Vogel	111	242	.459
	Ricky Sugg	85	185	.459

SEC REGULAR-SEASON GAME (MIN. 9 ATT.)

1.	.889	Marshawn Powell vs. Vanderbilt (8-9)	01/12/13
	.889	Corliss Williamson at LSU (8-9)	02/02/93
3.	.846	Corliss Williamson vs. LSU (11-13)	01/11/94
4.	.833	Corliss Williamson vs. S. Carolina (10-12)	01/22/94
5.	.818	Patrick Beverley vs. Auburn (9-11)	03/08/08
	.818	Derek Hood vs. Auburn (9-11)	02/24/99
	.818	Corliss Williamson vs. Ole Miss (9-11)	01/05/94
	.818	Oliver Miller vs. Mississippi St. (9-11)	01/15/92
9.	.800	Steven Hill vs. LSU (8-10)	01/20/07
10.	.786	Corliss Williamson vs. Vanderbilt (11-14)	02/01/94

SEC SEASON (MIN. 90 ATT.)

1.	.652	Corliss Williamson (129-198)	1994
2.	.647	Daniel Gafford (121-187)	2019
3.	.625	Darian Townes (70-112)	2008
4.	.594	Oliver Miller (82-138)	1992
5.	.592	Dwight Stewart (58-98)	1993
6.	.589	Justin Smith (66-112)	2021
7.	.588	Corliss Williamson (70-119)	1993
8.	.560	Bobby Portis (136-243)	2015
	.560	Sunday Adebayo (51-91)	1996
10.	.555	Derek Hood (86-155)	1999

SEC CAREER (MIN. 200 ATT.)

1.	.621	Daniel Gafford (213-343)	2018-19
2.	.589	Corliss Williamson (318-540)	1993-95
3.	.540	Corey Beck (116-215)	1993-95
4.	.530	Bobby Portis (219-413)	2014-15
5.	.528	Darian Townes (262-496)	2005-08
6.	.513	Darrell Hawkins (123-240)	1992-93
7.	.512	Lee Wilson (109-213)	1994-97
8.	.498	Todd Day (128-257)	1992
9.	.496	Derek Hood (251-506)	1996-99
10.	.481	Mike Washington (177-368)	2007-10

Season	Player	FGM	FGA	Pct.
1962-63	Jim Magness	87	183	.475
1961-62	Jim Wilson	74	163	.454
1960-61	Ronnie Garner	102	212	.482
1959-60	Jerry Carlton	100	231	.433
1958-59	Clyde Rhoden	131	314	.417
1957-58	Harry Thompson	94	241	.390
1956-57	Fred Grim	107	297	.360
1955-56	Manuel Whitley	135	322	.419
1954-55	Jerald Barnett	88	199	.442
1953-54	Norman Smith	61	155	.393
1952-53	Raymond Shaw	60	151	.398
1951-52	Gene Lambert	74	166	.445
1950-51	Billy Hester	71	149	.476

Led the SEC/SWC

* Led the NCAA



GAME

1.	20	Dean Tolson vs. Texas A&M	03/02/74
2.	17	Dean Tolson vs. Rice	02/09/74
	17	Martin Terry vs. Southern Illinois	02/11/71
4.	16	Todd Day at LSU	01/11/92
	16	Dean Tolson vs. Indiana State	01/05/74
	16	Martin Terry vs. SMU	02/24/73
	16	Vernon Murphy vs. Missouri-St. Louis	12/21/70
8.	15	Rotnei Clarke vs. Alcorn State	11/13/09
	15	Joe Kleine vs. Iowa State	12/27/84
	15	Joe Kleine vs. UTSA	12/18/84
	15	Darrell Walker vs. Alabama State	12/15/82

SEASON

1.	294	Joe Kleine	1985
2.	283	Corliss Williamson	1995
3.	277	Todd Day	1991
4.	273	Corliss Williamson	1994
5.	264	Martin Terry	1973
6.	258	Ron Brewer	1978
7.	254	Oliver Miller	1991
8.	253	Marvin Delph	1978
9.	250	Bobby Portis	2015
10.	245	Marvin Delph	1977

CAREER

1.	835	Todd Day	1989-92
2.	762	Marvin Delph	1975-78
3.	739	Sidney Moncrief	1976-79
4.	723	Lee Mayberry	1989-92
5.	680	Oliver Miller	1989-92
6.	674	George Kok	1945-48
7.	668	Joe Kleine	1983-85
8.	665	Scott Hastings	1979-82
9.	657	Corliss Williamson	1993-95
10.	611	Scotty Thurman	1993-95

FIELD GOALS MADE LEADERS

Season	Player	FGM	FGA	Pct.
2023-24	Tramon Mark	168	350	.480
2022-23	Ricky Council IV	187	432	.433
2021-22	JD Notae	233	589	.396
2020-21	Moses Moody	165	286	.427
2019-20	Mason Jones	191	422	.453
2018-19	Daniel Gafford	214	324	.660
2017-18	Jaylen Barford #	224	477	.470
2016-17	Jaylen Barford	174	397	.438
2015-16	Moses Kingsley	183	334	.548
2014-15	Bobby Portis (6th in NCAA for 2015)	250	466	.536
2013-14	Bobby Portis	161	316	.509
2012-13	BJ Young	180	401	.449
2011-12	BJ Young	177	351	.504
2010-11	Rotnei Clarke	144	328	.439
2009-10	Marshawn Powell	190	380	.500
2008-09	Michael Washington	178	323	.551
2007-08	Sonny Weems	197	425	.464
2006-07	Sonny Weems	161	332	.485
2005-06	Ronnie Brewer	197	447	.441
2004-05	Ronnie Brewer	171	360	.475
2003-04	Jonathon Modica	157	340	.463
2002-03	Jonathon Modica	117	252	.464
2001-02	Jannero Pargo	165	359	.460
2000-01	Joe Johnson	162	346	.468
1999-00	Joe Johnson	140	302	.464
1998-99	Derek Hood	173	306	.565
1997-98	Pat Bradley	161	421	.382
1996-97	Pat Bradley	150	339	.442
1995-96	Kareem Reid	141	357	.395
1994-95	Corliss Williamson	283	515	.550

SEC REGULAR-SEASON GAME

1.	16	Todd Day at LSU	01/11/92
2.	14	Jimmy Whitt Jr., vs. Vanderbilt	01/15/20
	14	Daniel Gafford vs. LSU	01/12/19
	14	Bobby Portis vs. Alabama	02/05/14
5.	13	Bobby Portis vs. Vanderbilt	01/10/15
6.	12	Mason Jones vs. Auburn	02.04.20
	12	Daniel Gafford at Missouri	02/12/19
	12	Rotnei Clarke at Vanderbilt	01/29/11
	12	Marshawn Powell vs. Vanderbilt	02/27/10
	12	Jonathon Modica vs. Miss. St.	02/14/04
	12	Pat Bradley vs. South Carolina	02/18/98
	12	Corliss Williamson at Mississippi State	01/01/94
	12	Scotty Thurman at Auburn	01/15/94
	12	Scotty Thurman vs. Ole Miss	01/06/93
	12	Lee Mayberry vs. LSU	03/03/92

SEC SEASON

1.	136	Bobby Portis	2015
2.	129	Corliss Williamson	1994
3.	128	Todd Day	1992
4.	121	Daniel Gafford	2019
5.	119	Corliss Williamson	1995
6.	118	Mason Jones	2020
7.	117	Jaylen Barford	2018
8.	115	JD Notae	2022
9.	103	Scotty Thurman	1994
10.	102	Scotty Thurman	1993
	102	Sonny Weems	2008

SEC CAREER

1.	318	Corliss Williamson	1993-95
2.	300	Scotty Thurman	1993-95
3.	295	Jonathon Modica	2003-06
4.	271	Marshawn Powell	2010-13
5.	269	Pat Bradley	1996-99
6.	262	Darian Townes	2005-08
7.	251	Derek Hood	1996-99
8.	250	Ronnie Brewer	2004-06
9.	227	Kareem Reid	1996-99
10.	219	Bobby Portis	2014-15




Corliss Williamson led the Razorbacks in made field goals each of his three seasons on campus and is the all-time leader in SEC play.

Season	Player	FGM	FGA	Pct.
1963-64	Jim Magness	125	310	.403
1962-63	Tommy Boyer	146	326	.448
1961-62	Jerry Carlton	149	355	.419
1960-61	Jerry Carlton	122	281	.434
1959-60	Ronnie Garner	135	345	.391
1958-59	Clyde Rhoden	131	314	.417
1957-58	Fred Grim	147	396	.371
1956-57	Terry Day	113	422	.268
1955-56	Manuel Whitley	135	322	.419
1954-55	Jerald Barnett	88	199	.442
1953-54	Jerald Barnett	81	225	.360
1952-53	Gene Lambert	87	263	.331
1951-52	Walter Kearns	82	268	.306
1950-51	D.L. Miller	72	174	.414

Led the SEC



FIELD GOAL ATTEMPTS



Marvin Delph ranks third all-time in field goal attempts, leading the Razorbacks in scoring as a sophomore and junior.

GAME

1.	36	Dean Tolson vs. Texas A&M	03/02/74
2.	30	Dean Tolson vs. TCU	02/12/72
3.	29	Martin Terry vs. SMU	01/30/73
	29	Terry Day at Oklahoma	12/01/57
5.	28	Pat Bradley vs. North Texas	12/30/98
	28	Ronnie Garner at SMU	03/02/60
7.	27	Courtney Fortson at Vanderbilt	03/08/09
	27	Martin Terry at TCU	02/20/73
9.	26	Courtney Fortson at Mississippi State	01/14/10
	26	Todd Day at LSU	01/11/92
	26	Darrell Walker vs. Alabama State	12/15/82

SEASON

1.	589	JD Notae #-LED SEC	2022
2.	586	Todd Day	1991
3.	515	Corliss Williamson	1995
4.	508	Martin Terry	1973
5.	486	Ron Brewer	1978
6.	484	Joe Kleine	1985
7.	483	Todd Day	1990
8.	477	Jaylen Barford #-LED SEC	2018
9.	466	Bobby Portis	2015
10.	460	Marvin Delph	1977

CAREER

1.	1,744	Todd Day	1989-92
2.	1,460	Lee Mayberry	1989-92
3.	1,440	Marvin Delph	1975-78
4.	1,412	Pat Bradley	1996-99
5.	1,318	Scotty Thurman	1993-95
6.	1,223	Scott Hastings	1979-82
7.	1,220	Sidney Moncrief	1976-79
8.	1,216	Kareem Reid	1996-99
9.	1,166	Jonathon Modica	2003-06
10.	1,156	Ron Huery	1987-88, 90-91

SEC REGULAR-SEASON GAME

1.	27	Courtney Fortson at Vanderbilt	03/08/09
2.	26	Courtney Fortson at Miss. St.	01/14/10
	26	Todd Day at LSU	01/11/92
4.	25	Moses Moody at Alabama	01/16/21
	25	Scotty Thurman vs. Ole Miss	01/06/93
6.	23	Scotty Thurman at Alabama	02/15/95
	23	Todd Day vs. Vanderbilt	02/12/92
8.	22	Pat Bradley at Kentucky	01/17/98
9.	21	Marshawn Powell vs. Vanderbilt	02/27/10
	21	Mike Washington at LSU	01/31/09
	21	Corliss Williamson at Mississippi State	01/19/94
	21	Scotty Thurman vs. Tennessee	02/16/93
	21	Todd Day at Georgia	02/18/92

SEC SEASON

1.	287	JD Notae	2022
2.	270	Mason Jones	2020
3.	261	Jaylen Barford #-LED SEC	2018
4.	257	Todd Day	1992
5.	243	Bobby Portis	2015
6.	240	Courtney Fortson	2010
7.	229	Sonny Weems	2008
8.	226	Pat Bradley	1998
9.	225	Ronnie Brewer	2006
10.	224	Anthlon Bell	2016

SEC CAREER

1.	695	Pat Bradley	1996-99
2.	666	Jonathon Modica	2003-06
3.	645	Scotty Thurman	1993-95
4.	573	Ronnie Brewer	2003-06
5.	567	Marshawn Powell	2010-13
6.	545	Kareem Reid	1996-99
7.	540	Corliss Williamson	1993-95
8.	524	Eric Ferguson	2003-06
9.	509	Anthlon Bell	2013-16
10.	506	Derek Hood	1996-99

FIELD GOALS ATTEMPTED LEADERS

Season	Player	FGM	FGA	Pct.
2023-24	Tramon Mark	168	350	.480
2022-23	Ricky Council IV	187	432	.433
2021-22	JD Notae # (2nd in NCAA)	233	289	.396
2020-21	Moses Moody	165	286	.427
2019-20	Mason Jones	191	422	.453
2018-19	Daniel Gafford	214	324	.660
2017-18	Jaylen Barford #	224	477	.470
2016-17	Jaylen Barford	174	397	.438
2015-16	Anthlon Bell	172	402	.428
2014-15	Bobby Portis	250	466	.536
2013-14	Bobby Portis	161	316	.509
2012-13	BJ Young	180	401	.449
2011-12	BJ Young	177	351	.504
2010-11	Rotnei Clarke	144	328	.438
2009-10	Marshawn Powell	190	380	.500
2008-09	Courtney Fortson	154	363	.424
2007-08	Sonny Weems	197	425	.464
2006-07	Patrick Beverley	150	351	.427
2005-06	Ronnie Brewer	197	447	.441
2004-05	Ronnie Brewer	171	360	.475
2003-04	Jonathon Modica	157	340	.463
2002-03	Eric Ferguson	104	296	.351
2001-02	Jannero Pargo	165	359	.460
2000-01	Joe Johnson	162	346	.468
1999-00	Chris Walker	129	315	.410
1998-99	Pat Bradley	158	396	.399
1997-98	Pat Bradley	161	421	.382
1996-97	Pat Bradley	150	339	.442
1995-96	Kareem Reid	141	357	.395
1994-95	Corliss Williamson	283	515	.550
1993-94	Corliss Williamson	273	436	.626

Season	Player	FGM	FGA	Pct.
1992-93	Scotty Thurman	204	439	.465
1991-92	Lee Mayberry	181	368	.492
1990-91	Todd Day	277	586	.473
1989-90	Todd Day	237	483	.491
1988-89	Keith Wilson	162	347	.467
1987-88	Ron Huery	147	324	.454
1986-87	Tim Scott	125	327	.382
1985-86	Mike Ratliffe	137	298	.460
1984-85	Joe Kleine	294	484	.607
1983-84	Alvin Robertson	187	375	.494
1982-83	Darrell Walker	197	374	.527
1981-82	Scott Hastings	204	369	.553
1980-81	Scott Hastings	192	341	.563
1979-80	Scott Hastings	172	322	.534
1978-79	Scott Hastings	229	400	.560
1977-78	Ron Brewer	258	486	.531
1976-77	Marvin Delph	245	460	.533
1975-76	Marvin Delph	196	393	.499
1974-75	Kent Allison	172	282	.610
1973-74	Dean Tolson	204	373	.547
1972-73	Martin Terry	264	508	.520
1971-72	Martin Terry	213	454	.469
1970-71	Vernon Murphy	165	340	.485
1969-70	Almer Lee	180	418	.431
1968-69	James Eldridge	141	308	.458
1967-68	James Eldridge	155	305	.508
1966-67	Tommy Rowland	148	300	.483
1965-66	Ricky Sugg	122	273	.447
1964-65	Ricky Sugg	129	268	.481
1963-64	Jim Magness	125	310	.403
1962-63	Tommy Boyer	146	326	.448

Season	Player	FGM	FGA	Pct.
1961-62	Jerry Carlton	149	355	.419
1960-61	Jerry Carlton	122	281	.434
1959-60	Ronnie Garner	135	345	.391
1958-59	Clyde Rhoden	131	314	.417
1957-58	Fred Grim	147	396	.371
1956-57	Terry Day	113	422	.268
1955-56	Manuel Whitley	135	322	.419
1954-55	Pete Butler	76	223	.341
1953-54	Orval Elkins	63	227	.277
1952-53	Walter Kearns	86	276	.312
1951-52	Walter Kearns	82	268	.306
1950-51	D.L. Miller	72	174	.414

Led the SEC



GAME (MIN. 11 ATT.)

1.	1.000	Tommy Boyer vs. Texas Tech (18-18)	02/19/63
	1.000	Khalif Battle vs. Missouri (14-14)	02/24/24
	1.000	Daryl Macon vs. Texas (14-14)	12/17/16
	1.000	Kareem Reid vs. Memphis (14-14)	02/19/98
	1.000	Scott Hastings vs. Rice (14-14)	02/20/82
	1.000	Chris Lykes vs. Elon (12-12)	12/21/21
	1.000	Isaiah Joe vs. Tennessee (12-12)	02/26/20
	1.000	Ron Huery vs. California (12-12)	12/30/86
	1.000	Khalif Battle at Alabama (11-11)	03/09/24
	1.000	Alandise Harris vs. SMU (11-11)	11/18/13
	1.000	Sidney Moncrief vs. Houston (11-11)	1979
	1.000	Ron Brewer vs. TCU (11-11)	1978

SEASON (MIN. 60 ATT.)

1.	.939	Rickey Medlock (62-66)	1975
2.	.933	Tommy Boyer (125-134) * LED NCAA	1962
3.	.916	Rickey Medlock (87-95) * LED NCAA	1974
4.	.915	Robert Birden (65-71)	1975
5.	.914	Darrell Hawkins (74-81)	1992
6.	.913	Pat Bradley (63-69)	1997
7.	.913	Tommy Boyer (147-161) * LED NCAA	1963
8.	.908	Dusty Hannahs (108-119) # LED SEC	2017
9.	.902	Pat Bradley (74-82)	1998
10.	.890	Isaiah Joe (81-91)	2020

CAREER (MIN. 200 ATT.)

1.	.892	Tommy Boyer (315-353) +	1961-63
2.	.889	Dusty Hannahs (208-234)	2016-17
3.	.871	Daryl Macon (290-333)	2017-18
4.	.863	Rotnei Clarke (202-234)	2009-11
5.	.858	Pat Bradley (247-288)	1996-99
6.	.843	Jerry Carlton (300-356)	1960-62
7.	.829	Ricky Sugg (180-217)	1964-66
8.	.8233	Darrell Hawkins (219-266)	1988-93
9.	.8231	Martin Terry (414-503)	1972-73
10.	.819	Mason Jones (348-425)	2019-20

+ Boyer's career FT% was NCAA record, has since been broken

SEC REGULAR-SEASON GAME (MIN. 9 ATT.)


1.	1.000	Khalif Battle vs. Missouri (14-14)	02/24/24
	1.000	Isaiah Joe vs. Tennessee (12-12)	02/26/20
	1.000	Khalif Battle at Alabama (11-11)	03/09/24
	1.000	Tramon Mark at Georgia (10-10)	01/10/24
	1.000	Julysses Nobles (10-10) vs. Auburn	01/25/11
	1.000	Charles Thomas (10-10) vs. Louisiana Tech	12/30/06
	1.000	Robert Shepherd (10-10) vs. Kentucky	02/10/93
	1.000	Kendrick Davis (9-9) vs. Ole Miss	01/17/04
	1.000	Ali Thompson (9-9) vs. Mississippi State	02/23/97

SEC SEASON (MIN. 30 ATT.)

1.	.956	Isaiah Joe (43-45)	2020
2.	.941	Pat Bradley (32-34)	1997
	.941	Darrell Hawkins (32-34)	1992
4.	.918	Anthlon Bell (45-49)	2016
5.	.894	Dusty Hannahs (42-47)	2017
6.	.889	Khalif Battle (96-108)	2024
7.	.881	Jannero Pargo (37-42)	2002
8.	.868	Rotnei Clarke (59-68)	2011
9.	.867	Pat Bradley (39-45)	1998
10.	.864	Robert Shepherd (38-44)	1993

SEC CAREER (MIN. 60 ATT.)

1.	.885	Darrell Hawkins (77-87)	1992-93
2.	.878	Isaiah Joe (65-74)	2019-20
3.	.863	Jannero Pargo (63-73)	2001-02
4.	.861	Rotnei Clarke (93-108)	2009-11
5.	.841	Anthlon Bell (69-82)	2013-16
6.	.840	Pat Bradley (137-163)	1996-99
7.	.837	Dusty Hannahs (87-104)	2016-17
8.	.825	Rashad Madden (184-223)	2012-15
9.	.797	Robert Shepherd (51-64)	1992-93
10.	.794	Mason Jones (208-262)	2019-20



As a junior, **Rickey Medlock** led the nation in free throw percentage (.916) and his season percentage of .938 is tops on the school's list.

FREE THROW PERCENTAGE LEADERS (MIN 60 ATTS)

Season	Player	FTM	FTA	Pct.
2023-24	Khalif Battle	186	213	.873
2022-23	Ricky Council IV	173	218	.794
2021-22	Chris Lykes	112	128	.875
2020-21	Moses Moody	151	186	.812
2019-20	Isaiah Joe	81	91	.890
2019-19	Mason Jones	115	143	.804
2017-18	Daryl Macon #	154	176	.875
2016-17	Dusty Hannahs #	108	119	.908
2015-16	Dusty Hannahs #	100	115	.870
2014-15	Rashad Madden	100	116	.862
2013-14	Rashad Madden	119	145	.821
2012-13	Coty Clarke	75	101	.743
2011-12	Mardracus Wade	66	81	.815
2010-11	Rotnei Clarke	92	107	.860
2009-10	Rotnei Clarke	67	81	.827
2008-09	Michael Sanchez	65	90	.722
2007-08	Sonny Weems	61	76	.803
2006-07	Patrick Beverley	112	138	.812
2005-06	Ronnie Brewer	144	192	.750
2004-05	Charles Thomas	53	69	.768
2003-04	Jonathon Modica	111	142	.782
2002-03	Kendrick Davis	53	67	.791
2001-02	Jannero Pargo	57	73	.781
2000-01	T.J. Cleveland	63	84	.750
1999-00	Joe Johnson	60	79	.759
1998-99	Pat Bradley	71	86	.826
1997-98	Pat Bradley	74	82	.902
1996-97	Pat Bradley	63	69	.913
1995-96	Jesse Pate	48	67	.716
1994-95	Scotty Thurman	57	73	.781
1993-94	Clint McDaniel	52	69	.754

Season	Player	FTM	FTA	Pct.
1992-93	Darrell Hawkins	96	116	.828
1991-92	Darrell Hawkins	74	81	.914
1990-91	Ron Huery	126	150	.840
1989-90	Arlyn Bowers	54	68	.794
1988-89	Lenzie Howell	134	176	.761
1987-88	Tim Scott	73	88	.830
1986-87	Tim Scott	90	111	.811
1985-86	Mike Ratliff	94	126	.746
1984-85	Joe Kleine	185	257	.720
1983-84	Joe Kleine	163	211	.773
1982-83	Alvin Robertson	76	115	.661
1981-82	Tony Brown	52	68	.765
1980-81	U.S. Reed	106	140	.757
1979-80	U.S. Reed	74	93	.796
1978-79	Sidney Moncrief	212	248	.855
1977-78	Marvin Delph	82	94	.872
1976-77	Marvin Delph	62	84	.738
1975-76	Robert Birden	71	87	.816
1974-75	Rickey Medlock	62	66	.939
1973-74	Rickey Medlock * #	87	95	.916
1972-73	Martin Terry	207	242	.855
1971-72	Vernon Murphy	98	119	.824
1970-71	Donnie Watts	62	76	.816
1969-70	James Eldridge	58	81	.716
1968-69	Robert McKenzie	68	84	.810
1967-68	Robert McKenzie	109	132	.826
1966-67	Wally Freeman	52	71	.732
1965-66	Ricky Sugg	64	81	.790
1964-65	Ricky Sugg	77	89	.865
1963-64	Jim Magness	93	118	.788
1962-63	Tommy Boyer * #	147	161	.913

Season	Player	FTM	FTA	Pct.
1961-62	Tommy Boyer * #	125	134	.933
1960-61	Jerry Carlton	101	117	.863
1959-60	Ronnie Garner	89	112	.794
1958-59	Jay Carpenter	70	96	.729
1957-58	Fred Grim	86	102	.843
1956-57	Larry Grisham	89	113	.788
1955-56	Jerald Barnett	69	93	.742
1954-55	Jerald Barnett	71	95	.747
1953-54	Raymond Shaw	49	69	.710
1952-53	Orval Elkins	51	75	.680
1951-52	Gene Lambert	57	86	.663
1950-51	D.L. Miller	57	76	.750
1949-50	Jim Cathcart	63	108	.583

Led the SEC/SWC

* Led the NCAA





Third all-time in free throws made in SEC play, **Rashad Madden** is the only Arkansas native in program history to compile 1,000 points, 300 rebounds and 300 assists as a Razorback.

FREE THROWS MADE LEADERS

Season	Player	FTM	FTA	Pct.
2023-24	Khalif Battle	186	213	.873
2022-23	Ricky Council IV #	173	218	.794
2021-22	JD Notae	120	155	.774
2020-21	Moses Moody	151	186	.812
2019-20	Mason Jones * #	233	282	.826
2017-18	Daryl Macon	154	176	.875
2016-17	Daryl Macon	136	157	.866
2015-16	Moses Kingsley	142	223	.637
2014-15	Michael Qualls	158	204	.775
2013-14	Marshawn Powell	119	145	.821
2012-13	Marshawn Powell	86	134	.642
2011-12	BJ Young	84	113	.743
2010-11	Rotnei Clarke	92	107	.860
2009-10	Courtney Fortson	104	137	.759
	Mike Washington	104	160	.650
2008-09	Mike Washington	103	171	.602
2007-08	Darian Townes	89	142	.627
2006-07	Charles Thomas	117	151	.755
2005-06	Ronnie Brewer	144	192	.750
2004-05	Ronnie Brewer	108	165	.655
2003-04	Jonathon Modica	111	142	.782
2002-03	Jonathon Modica	58	88	.659
2001-02	JJ Sullinger	72	100	.720
2000-01	Joe Johnson	68	91	.747
1999-00	Chris Walker	64	96	.667
1998-99	Kareem Reid	83	108	.769
1997-98	Kareem Reid	88	119	.739
1996-97	Kareem Reid	74	106	.698
1995-96	Kareem Reid	116	169	.686
1994-95	Corliss Williamson	203	304	.668
1993-94	Corliss Williamson	149	213	.700

GAME

1.	22	Martin Terry vs. Texas A&M	01/22/72
2.	19	Vernon Murphy at Missouri-St. Louis	12/06/71
3.	18	Mason Jones vs. Mississippi State	02/15/20
	18	Tommy Boyer vs. Texas Tech	02/19/63
5.	17	Khalif Battle at Kentucky	03/02/24
	17	Tramon Mark vs. Texas A&M	01/16/24
	17	Corliss Williamson vs. Ole Miss	02/18/95
	17	Martin Terry at Tulane	11/09/72
9.	16	Moses Moody vs Alabama	02/24/21
	16	Tommy Boyer vs. SMU	1962
11.	15	Mason Jones vs. South Carolina	01/29/20

SEASON

1.	233	Mason Jones * LED NCAA	2020
2.	212	Sidney Moncrief #-LED SWC	1979
3.	207	Martin Terry	1973
	207	Martin Terry	1972
5.	203	Corliss Williamson	1995
	203	Sidney Moncrief	1978
7.	186	Khalif Battle	2024
	185	Joe Kleine	1985
9.	173	Ricky Council IV #-LED SEC	2023
10.	165	Todd Day	1991

CAREER

1.	588	Sidney Moncrief	1976-79
2.	499	Todd Day	1989-92
3.	449	Scott Hastings	1979-82
4.	417	Joe Kleine	1983-85
5.	414	Martin Terry	1972-73
6.	413	Corliss Williamson	1993-95
7.	388	Ron Huery	1987-88, 90-91
8.	361	Kareem Reid	1996-99
9.	352	Charles Thomas	2005-08
10.	348	Mason Jones	2019-20

SEC REGULAR-SEASON GAME

1.	18	Mason Jones vs. Mississippi State	02/15/20
2.	17	Khalif Battle at Kentucky	03/02/24
	17	Tramon Mark vs. Texas A&M	01/16/24
	17	Corliss Williamson vs. Ole Miss	02/18/95
5.	16	Moses Moody vs Alabama	02/24/21
6.	15	Mason Jones vs. South Carolina	01/29/20
7.	14	Khalif Battle vs. Vanderbilt	02/27/24
	14	Khalif Battle vs. Missouri	02/24/24
	14	Courtney Fortson vs. Mississippi State	01/28/10
10.	13	Khalif Battle vs. LSU	03/06/24
	13	Anthony Black at Auburn	01/07/23
	13	Corliss Williamson vs. Mississippi State	03/05/94
	13	Corliss Williamson at LSU	02/22/95

SEC SEASON

1.	146	Mason Jones #-LED SEC	2020
2.	109	Corliss Williamson	1995
3.	96	Khalif Battle	2024
4.	94	Courtney Fortson	2010
5.	91	Moses Moody	2021
6.	87	Ricky Council IV	2023
7.	83	Tramon Mark	2024
	83	Daryl Macon	2018
	83	Rashad Madden	2014
10.	82	Michael Qualls	2015

SEC CAREER

1.	229	Corliss Williamson	1993-95
2.	208	Mason Jones	2019-20
3.	196	Ronnie Brewer	2004-06
4.	184	Rashad Madden	2012-15
5.	180	Moses Kingsley	2014-17
6.	171	Jonathon Modica	2003-06
7.	157	Kareem Reid	1996-99
8.	137	Michael Qualls	2013-15
	137	Marshawn Powell	2010-13
	137	Pat Bradley	1996-99

Season	Player	FTM	FTA	Pct.
1992-93	Darrell Hawkins	96	116	.828
1991-92	Todd Day	97	127	.764
1990-91	Todd Day	165	221	.747
1989-90	Todd Day	139	183	.760
1988-89	Lenzie Howell	134	176	.761
1987-88	Ron Huery	82	113	.726
1986-87	Ron Huery	106	137	.774
1985-86	Mike Ratliff	94	126	.746
1984-85	Joe Kleine	185	257	.720
1983-84	Joe Kleine	163	211	.773
1982-83	Darrell Walker	152	238	.639
1981-82	Scott Hastings	131	177	.740
1980-81	Scott Hastings	139	189	.735
1979-80	Scott Hastings	125	160	.781
1978-79	Sidney Moncrief #	212	248	.855
1977-78	Sidney Moncrief	203	256	.793
1976-77	Sidney Moncrief	117	171	.684
1975-76	Daryll Saulsberry	91	127	.717
1974-75	Robert Birden	65	71	.915
1973-74	Rickey Medlock	87	95	.916
1972-73	Martin Terry	207	242	.855
1971-72	Martin Terry	207	261	.793
1970-71	Vernon Murphy	128	191	.670
1969-70	Robert McKenzie	95	145	.655
1968-69	Gary Stephens	82	127	.646
1967-68	Robert McKenzie	109	132	.826
1966-67	Tommy Rowland	117	168	.696
1965-66	Steve Rousseau	123	159	.774
1964-65	Steve Rousseau	88	112	.786
1963-64	Jim Magness	93	118	.788
1962-63	Tommy Boyer	147	161	.913

Season	Player	FTM	FTA	Pct.
1961-62	Tommy Boyer	125	134	.933
1960-61	Pat Foster	113	137	.825
1959-60	Clyde Rhoden	135	181	.746
1958-59	Clyde Rhoden	88	142	.620
1957-58	Fred Grim	86	102	.843
1956-57	Larry Grisham	89	113	.788
1955-56	Jerald Barnett	69	93	.742
1954-55	Norman Smith	92	127	.713
1953-54	Buddy Smith	71	102	.696
1952-53	Gene Lambert	96	145	.662
1951-52	Gene Lambert	57	86	.663
1950-51	Billy Hester	62	88	.705
1949-50	Jim Cathcart	63	108	.583

Led the SEC/SWC

* Led the NCAA



GAME

1.	24	Martin Terry vs. Texas A&M	01/22/72
2.	23	Vernon Murphy vs. Oklahoma	01/05/71
3.	22	Tramon Mark vs. Texas A&M	01/16/24
22		Corliss Williamson vs. Ole Miss	02/18/95
5.	21	Mason Jones vs. Mississippi State	02/15/20
	21	Martin Terry at Tulane	12/09/72
7.	19	Moses Moody vs. Alabama	02/24/21
	19	Kareem Reid vs. Jackson State	12/30/95
	19	Mario Credit vs. Ole Miss	12/13/88
10.	18	Khalif Battle at Kentucky	03/02/24
	18	Courtney Fortson vs. Mississippi State	01/28/10
	18	Corliss Williamson at Kentucky	02/09/94
	18	Todd Day vs. Texas	01/25/90
	18	Tommy Boyer vs. Texas Tech	1963

SEASON

1.	304	Corliss Williamson	1995
2.	282	Mason Jones * LED NCAA	2020
3.	261	Martin Terry	1972
4.	257	Joe Kleine	1985
5.	256	Sidney Moncrief	1978
6.	248	Sidney Moncrief	1979
7.	242	Martin Terry	1973
8.	238	Darrell Walker	1983
9.	223	Moses Kingsley	2016
10.	221	Todd Day	1991

CAREER

1.	752	Sidney Moncrief	1976-79
2.	668	Todd Day	1989-92
3.	615	Corliss Williamson	1993-95
4.	600	Scott Hastings	1979-82
5.	577	Joe Kleine	1983-85
6.	524	Darrell Walker	1981-83
7.	508	Moses Kingsley	2014-17
8.	503	Martin Terry	1972-73
9.	502	Kareem Reid	1996-99
10.	494	Ron Huery	1987-88, 90-91

FREE THROWS ATTEMPTED

Season	Player	FTM	FTA	Pct.
2023-24	Khalif Battle	186	216	.873
2022-23	Ricky Council IV	173	218	.794
2021-22	JD Notae	120	155	.774
2020-21	Moses Moody	151	186	.812
2019-20	Mason Jones * #	233	282	.826
2018-19	Daniel Gafford	114	193	.591
2017-18	Daryl Macon	154	176	.875
2016-17	Moses Kingsley	128	169	.757
2015-16	Moses Kingsley	142	223	.637
2014-15	Michael Qualls	158	204	.775
2013-14	Rashad Madden	119	145	.821
2012-13	Marshawn Powell	86	134	.642
2011-12	BJ Young	84	113	.743
2010-11	Delvon Johnson	75	126	.595
2009-10	Mike Washington	104	160	.650
2008-09	Mike Washington	103	171	.602
2007-08	Darian Townes	89	142	.627
2006-07	Charles Thomas	117	151	.775
2005-06	Ronnie Brewer	144	192	.750
2004-05	Ronnie Brewer	108	165	.655
2003-04	Jonathon Modica	111	142	.782
2002-03	Jonathon Modica	58	88	.659
2001-02	JJ Sullinger	72	100	.720
2000-01	Joe Johnson	68	91	.747
1999-00	Alonzo Lane	53	106	.500
1998-99	Derek Hood	75	110	.682
1997-98	Nick Davis	76	161	.472
1996-97	Kareem Reid	74	106	.698
1995-96	Kareem Reid	116	169	.686
1994-95	Corliss Williamson	203	304	.668
1993-94	Corliss Williamson	149	213	.700

SEC REGULAR-SEASON GAME

1.	22	Tramon Mark vs. Texas A&M	01/16/24
	22	Corliss Williamson vs. Ole Miss	02/18/95
3.	21	Mason Jones vs. Mississippi State	02/15/20
4.	19	Moses Moody vs. Alabama	02/24/21
5.	18	Khalif Battle at Kentucky	03/02/24
	18	Courtney Fortson vs. Mississippi State	01/28/10
	18	Corliss Williamson at Kentucky	02/09/94
8.	17	Khalif Battle vs. Vanderbilt	02/27/24
	17	Corliss Williamson at LSU	02/22/95
10.	16	Mason Jones vs. Auburn	02/04/20
	16	Mason Jones vs. South Carolina	01/29/20
	16	Courtney Fortson at Georgia	02/03/10
	16	Corey Beck at Alabama	01/08/94

SEC SEASON

1.	184	Mason Jones #-LED SEC	2020
2.	158	Corliss Williamson	1995
3.	134	Moses Kingsley	2016
4.	123	Courtney Fortson	2010
5.	115	Ricky Council IV	2023
6.	112	Michael Qualls	2015
7.	108	Khalif Battle	2024
8.	107	Moses Moody	2021
	105	Ronnie Brewer	2006
10.	101	Tramon Mark	2024
	101	Moses Kingsley	2017

SEC CAREER

1.	323	Corliss Williamson	1993-95
2.	287	Ronnie Brewer	2004-06
3.	280	Moses Kingsley	2014-17
4.	262	Mason Jones	2019-20
5.	244	Jonathon Modica	2003-06
6.	223	Rashad Madden	2012-15
7.	210	Kareem Reid	1996-99
8.	207	Marshawn Powell	2010-13
9.	198	Michael Qualls	2013-15
10.	192	Corey Beck	1993-95



Mason Jones became the first Razorback to lead the SEC (ranking 8th nationally) in scoring (22.03 ppg). A key to that was him leading the NCAA in both free throws made (233) and attempted (282).

Season	Player	FTM	FTA	Pct.
1961-62	Tommy Boyer	125	134	.933
1960-61	Pat Foster	113	137	.825
1959-60	Clyde Rhoden	135	181	.746
1958-59	Clyde Rhoden	88	142	.620
1957-58	Fred Grim	86	102	.843
1956-57	Larry Grisham	89	113	.788
	Terry Day	75	113	.663
1955-56	Jerald Barnett	69	93	.742
1954-55	Pete Butler	87	139	.626
1953-54	Jerald Barnett	63	103	.612
1952-53	Gene Lambert	96	145	.662
1951-52	Walter Kearns	52	92	.565
1950-51	Billy Hester	62	88	.705
1949-50	Jim Cathcart	63	108	.583

Led the SEC
* Led the NCAA



ARKANSAS RAZORBACKS

3-POINT FIELD GOAL PERCENTAGE



Scotty Thurman shot over 42 percent from long range each of his three seasons, making 80 or more threes each year.

3-POINT FG PCT. LEADERS (MIN 75 ATT)

Season	Player	3PTM	3PTA	Pct.
2023-24	Tramon Mark	36	99	.364
2022-23	Davonte Davis	47	136	.346
2021-22	Stanley Umude	53	143	.371
2020-21	Moses Moody	58	162	.358
2019-20	Mason Jones	68	194	.351
2018-19	Isaiah Joe #	113	273	.414
2017-18	Jaylen Barford #	87	201	.433
2016-17	Daryl Macon	65	168	.387
	Dusty Hannahs	74	191	.387
2015-16	Anthlon Bell	89	202	.441
2014-15	Rashad Madden	46	122	.377
2013-14	Rashad Madden	50	125	.400
2012-13	Marshawn Powell	27	78	.346
2011-12	Mardracus Wade #	70	147	.476
2010-11	Rotnei Clarke	91	208	.438
2009-10	Rotnei Clarke #	100	234	.427
2008-09	Rotnei Clarke	83	211	.393
2007-08	Patrick Beverley	65	172	.378
2006-07	Patrick Beverley	73	189	.386
2005-06	Jonathon Modica	55	157	.350
2004-05	Ronnie Brewer	36	91	.396
2003-04	Eric Ferguson	29	85	.341
2002-03	Jonathon Modica	31	86	.360
2001-02	Jannero Pargo	95	220	.432

GAME (MIN. 4 ATT.)

1.	1.000	Patrick Beverley vs. Auburn (6-6)	03/08/08
	1.000	Dusty Hannahs vs. Charleston S. (5-5)	11/20/15
	1.000	Mardracus Wade at Georgia (5-5)	02/08/12
	1.000	Sonny Weems at LSU (5-5)	01/26/08
		(4-4) 15 times: Last:	
1		Daryl Macon vs. Auburn (4-4)	02/27/18

SEASON (MIN. 75 ATT.)

1.	.504	Lee Mayberry (65-129) # LED SWC	1990
2.	.477	Arlyn Bowers (41-86)	1991
3.	.476	Mardracus Wade (70-147) # LED SEC	2012
4.	.443	Joe Johnson (35-79)	2001
5.	.442	Scotty Thurman (80-181)	1993
6.	.441	Anthlon Bell (889-202)	2016
7.	.438	Rotnei Clark (91-208)	2011
8.	.4331	Dusty Hannahs (81-187)	2016
9.	.4328	Jaylen Barford (87-201)	2018
10.	.4318	Jannero Pargo (95-220)	2002

CAREER (MIN. 300 ATT.)

1.	.432	Scotty Thurman (267-618)	1993-95
2.	.425	Jannero Pargo (168-395)	2001-02
3.	.424	Lee Mayberry (218-514)	1989-92
4.	.420	Rotnei Clarke (274-653)	2009-11
5.	.410	Dusty Hannahs (155-378)	2016-17
6.	.405	Daryl Macon (150-370)	2017-18
7.	.401	Al Dillard (138-344)	1994-95
8.	.400	Pat Bradley (366-915)	1996-99
9.	.390	Isaiah Joe (207-548)	2019-20
10.	.384	Todd Day (226-588)	1989-92

RAZORBACK RECORDS

SEC REGULAR-SEASON GAME (MIN. 4 ATT.)

1.	1.000	Patrick Beverley (6-6) vs. Auburn	03/08/08
	1.000	Mardracus Wade (5-5) at Georgia	02/08/12
	1.000	Sonny Weems (5-5) at LSU	01/26/08
	1.000	Daryl Macon vs. Auburn (4-4)	02/27/18
	1.000	Anton Beard at Ole Miss (4-4)	02/14/15
	1.000	Chris Walker at Mississippi State (4-4)	02/12/00
7.	.875	Jannero Pargo vs. Florida (7-8)	01/26/02
8.	.883	(5-6) Four Times	
		LAST: Jaylen Barford (5-6) at Florida	01/17/18

SEC SEASON (MIN. 50 ATT.)

1.	.474	Rotnei Clarke (45-95)	2011
2.	.465	Al Dillard (33-71)	1995
3.	.460	Anthlon Bell (52-113)	2016
4.	.451	Teddy Gipson (23-51)	2000
5.	.447	Patrick Beverley (38-85)	2008
6.	.440	Joe Johnson (22-50)	2000
7.	.439	Dusty Hannahs (47-107)	2016
	.439	Scotty Thurman (47-107)	1995
9.	.438	Mardracus Wade (32-73)	2012
10.	.437	Jannero Pargo (52-119)	2002

SEC CAREER (MIN. 75 ATT.)

1.	.436	Lee Mayberry (34-78)	1992
2.	.433	Joe Johnson (39-90)	2000-01
3.	.429	Dusty Hannahs (90-210)	2016-17
4.	.429	Scotty Thurman (130-303)	1993-95
5.	.425	Patrick Beverley (77-181)	2007-08
6.	.421	Jannero Pargo (93-221)	2001-02
7.	.418	Chris Walker (46-110)	1997-00
	.418	Robert Shepherd (33-79)	1992-93
9.	.408	Todd Day (40-98)	1992
10.	.405	Rotnei Clarke (136-336)	2009-11

2000-01	Joe Johnson	35	79	.443
Season	Player	3PTM	3PTA	Pct.
1999-00	TJ Cleveland	49	118	.415
1998-99	Teddy Gipson	31	81	.383
1997-98	Pat Bradley	93	242	.384
1996-97	Pat Bradley	98	230	.426
1995-96	Pat Bradley	82	198	.414
1994-95	Scotty Thurman #	102	239	.427
1993-94	Scotty Thurman	85	198	.429
1992-93	Scotty Thurman	80	181	.442
1991-92	Todd Day	57	133	.429
1990-91	Arlyn Bowers	41	86	.477
1989-90	Lee Mayberry #	65	129	.504
1988-89	Todd Day	31	90	.344
1987-88	Tim Scott	41	116	.354
1986-87	Tim Scott	53	162	.327

Led the SEC/SWC



GAME

1.	13	Rotnei Clarke vs. Alcorn State	SEC Record	11/13/09
2.	12	Al Dillard vs. Delaware State		12/11/93
3.	10	Isaiah Joe vs. FIU		12/01/18
	10	Rotnei Clarke vs. East Tennessee State		11/27/09
	10	Pat Bradley vs. North Texas		12/30/98
6.	9	Lee Mayberry vs. LSU		03/03/92
7.	8	Dusty Hannahs vs. Mississippi State		01/09/16
	8	Pat Bradley vs. Western Carolina		12/07/98
	8	Tank Wallace vs. Auburn		02/21/98
	8	Pat Bradley vs. Troy		12/10/96

SEASON

1.	113	Isaiah Joe	SEC Freshman Record (tie)	2019
2.	102	Scotty Thurman		1995
3.	100	Rotnei Clarke		2010
4.	98	Pat Bradley		1997
5.	95	Jannero Pargo		2002
6.	94	Isaiah Joe	# LED SEC	2020
7.	93	Pat Bradley		1999
8.	93	Pat Bradley		1998
9.	91	Rotnei Clarke		2011
10.	89	Anthlon Bell		2016

CAREER

1.	366	Pat Bradley		1996-99
2.	274	Rotnei Clarke		2009-11
3.	267	Scotty Thurman		1993-95
4.	237	Anthlon Bell		2013-16
5.	226	Todd Day		1989-92
6.	218	Lee Mayberry		1989-92
7.	207	Isaiah Joe		2019-20
8.	168	Jannero Pargo		2001-02
9.	160	Eric Ferguson		2003-06
10.	155	Dusty Hannahs		2016-17

SEC REGULAR-SEASON GAME

1.	9	Lee Mayberry vs. LSU		03/03/92
2.	8	Dusty Hannahs vs. Miss. State		01/09/16
	8	Tarik Wallace vs. Auburn		02/21/98
4.	7	Isaiah Joe vs. Missouri		01/23/19
	7	Isaiah Joe at Tennessee		01/15/19
	7	Anthlon Bell vs. Ole Miss		03/05/14
	7	Jannero Pargo at Miss. St.		02/27/02
	7	Jannero Pargo at Alabama		01/30/02
	7	Jannero Pargo at Florida		01/26/02
	7	Pat Bradley vs. South Carolina		02/18/98
	7	Scotty Thurman at Auburn		01/14/95
	7	Todd Day vs. Auburn		01/04/92

SEC SEASON

1.	60	Isaiah Joe		2019
2.	52	Anthlon Bell		2016
	52	Jannero Pargo		2002
4.	48	Jaylen Barford		2018
5.	47	Dusty Hannahs		2016
	47	Scotty Thurman		1995
	47	Pat Bradley		1998
8.	46	Daryl Macon		2018
	46	Rotnei Clarke		2009
10.	45	Rotnei Clarke		2011
	45	Rotnei Clarke		2010

SEC CAREER

1.	159	Pat Bradley		1996-99
2.	136	Rotnei Clarke		2009-11
3.	130	Scotty Thurman		1993-95
4.	120	Anthlon Bell		2013-16
5.	94	Jonathon Modica		2003-06
6.	93	Jannero Pargo		2001-02
7.	90	Dusty Hannahs		2016-17
8.	84	Eric Ferguson		2003-06
	83	Mason Jones		2019-20



Isaiah Joe tied an SEC freshman record for 3-pointers made in a season 113 in 2019 – while leading the SEC in 3-point percentage – and he led the SEC in 3-pointers made in 2020 with 94.

3-POINT FG MADE LEADERS

Season	Player	3PTM	3PTA	Pct.
2023-24	Khalif Battle	48	136	.353
2022-23	Davonte Davis	47	136	.346
2021-22	JD Notae	74	249	.297
2020-21	Moses Moody	58	162	.358
2019-20	Isaiah Joe # (3.6)	94	275	.342
2017-18	Jaylen Barford	87	201	.433
2016-17	Dusty Hannahs	74	191	.387
2015-16	Anthlon Bell	89	202	.441
2014-15	Anthlon Bell	65	185	.351
2013-14	Anthlon Bell	50	151	.331
	Rashad Madden	50	125	.400
2012-13	Anthlon Bell	33	104	.317
2011-12	Mardracus Wade	70	147	.476
2010-11	Rotnei Clarke	91	208	.438
2009-10	Rotnei Clarke	100	234	.427
2008-09	Rotnei Clarke	83	211	.393
2007-08	Patrick Beverley	65	172	.378
2006-07	Patrick Beverley	73	189	.386
2005-06	Jonathon Modica	55	157	.350
2004-05	Eric Ferguson	44	119	.370
2003-04	Jonathon Modica	37	114	.325
2002-03	Eric Ferguson	46	150	.307
2001-02	Jannero Pargo	95	220	.432
2000-01	Jannero Pargo	73	175	.417

Season	Player	3PTM	3PTA	Pct.
1999-00	TJ Cleveland	49	118	.415
1998-99	Pat Bradley # (2.7)	93	245	.380
1997-98	Pat Bradley # (2.8)	93	242	.384
1996-97	Pat Bradley # (3.1)	98	230	.426
1995-96	Pat Bradley	82	198	.414
1994-95	Scotty Thurman	102	239	.427
1993-94	Scotty Thurman	85	198	.429
1992-93	Scotty Thurman	80	181	.442
1991-92	Lee Mayberry	63	162	.389
1990-91	Todd Day	67	189	.354
1989-90	Todd Day	71	176	.403
1988-89	Lee Mayberry	33	74	.446
	Keith Wilson	33	116	.284
1987-88	Tim Scott	41	116	.353
1986-87	Tim Scott	53	162	.327

Led the SEC in 3PT FG Made per game



3-POINT FIELD GOAL ATTEMPTS



Pat Bradley ranks fifth all-time with 1,765 career points, taking 65 percent of his field goal attempts from three-point land.

3-POINT FG ATTEMPTS LEADERS

Season	Player	3PTM	3PTA	Pct.
2023-24	Khalif Battle	48	136	.353
2022-23	Davonte Davis	47	136	.346
2021-22	JD Notae	74	249	.297
2020-21	JD Notae	56	167	.335
2019-20	Isaiah Joe	94	275	.342
2018-19	Isaiah Joe	113	273	.414
2017-18	Daryl Macon	85	202	.421
2016-17	Dusty Hannahs	74	191	.387
2015-16	Anthlon Bell	89	202	.441
2014-15	Anthlon Bell	65	185	.351
2013-14	Anthlon Bell	50	151	.331
2012-13	BJ Young	25	110	.227
2011-12	Mardracus Wade	70	147	.476
2010-11	Rotnei Clarke	91	208	.438
2009-10	Rotnei Clarke	100	234	.427
2008-09	Rotnei Clarke	83	211	.393
2007-08	Patrick Beverley	65	172	.378
2006-07	Patrick Beverley	73	189	.386
2005-06	Jonathon Modica	55	157	.350
2004-05	Eric Ferguson	44	119	.370
2003-04	Jonathon Modica	37	114	.325
2002-03	Eric Ferguson	46	150	.307
2001-02	Jannero Pargo	95	220	.432
2000-01	Jannero Pargo	73	175	.417

GAME

1.	24	Pat Bradley vs. North Texas	% SEC Record	12/30/98
2.	22	Al Dillard vs. Delaware State		12/11/93
3.	17	Isaiah Joe at Indiana		12/29/19
	17	Rotnei Clarke vs. East Tennessee State		11/27/09
	17	Rotnei Clarke vs. Alcorn State		11/13/09
6.	15	Isaiah Joe at Texas A&M		03/07/20
7.	14	Isaiah Joe vs. South Carolina		01/29/20
	14	Isaiah Joe vs. Valparaiso		12/21/19
	14	Isaiah Joe at Western Kentucky		12/07/19
	14	Isaiah Joe at Auburn		02/20/19
	14	Stef Welsh vs. Ole Miss		03/04/09
	14	Jannero Pargo at Alabama		01/30/02
	14	Pat Bradley vs. Mississippi State		03/06/99

SEASON

1.	275	Isaiah Joe	2020
2.	273	Isaiah Joe	2019
3.	249	JD Notae	2022
4.	245	Pat Bradley	1999
5.	242	Pat Bradley	1998
6.	239	Scotty Thurman	1995
7.	234	Rotnei Clarke	2010
8.	230	Pat Bradley	1997
9.	220	Jannero Pargo	2002
10.	211	Rotnei Clarke	2009

CAREER

1.	915	Pat Bradley	1996-99
2.	653	Rotnei Clarke	2009-11
3.	642	Anthlon Bell	2013-16
4.	618	Scotty Thurman	1993-95
5.	588	Todd Day	1989-92
6.	548	Isaiah Joe	2019-20
7.	514	Lee Mayberry	1989-92
8.	480	Eric Ferguson	2003-06
9.	452	Stef Welsh	2007-10
10.	431	Brandon Dean	1999-02

SEC REGULAR-SEASON GAME

1.	15	Isaiah Joe at Texas A&M	03/07/20
2.	14	Isaiah Joe vs. South Carolina	01/29/20
	14	Isaiah Joe at Auburn	02/20/19
	14	Stef Welsh vs. Ole Miss	03/04/09
	14	Jannero Pargo at Alabama	01/30/02
	14	Pat Bradley vs. Mississippi State	03/06/99
7.	13	Isaiah Joe at Ole Miss	01/11/20
	13	Isaiah Joe at Tennessee	01/15/19
	13	Dusty Hannahs vs. Mississippi State	01/09/16
	13	Tarik Wallace at Kentucky	01/17/98
	13	Scotty Thurman at Auburn	01/14/95
	13	Scotty Thurman at LSU	03/02/94
	13	Scotty Thurman vs. Ole Miss	01/06/93

SEC SEASON

1.	141	Isaiah Joe	2019
2.	131	Isaiah Joe	2020
3.	121	Rotnei Clarke	2009
4.	120	Mason Jones	2019
	120	Rotnei Clarke	2010
6.	119	Mason Jones	2020
	119	Jannero Pargo	2002
	119	Pat Bradley	1998
9.	117	Pat Bradley	1997
10.	116	JD Notae	2022

SEC CAREER

1.	429	Pat Bradley	1996-99
2.	336	Rotnei Clarke	2009-11
3.	326	Anthlon Bell	2013-16
4.	303	Scotty Thurman	1993-95
5.	272	Isaiah Joe	2019-20
6.	266	Eric Ferguson	2003-06
7.	263	Jonathon Modica	2003-06
8.	238	Mason Jones	2019-20
9.	223	Brandon Dean	1999-02
10.	221	Jannero Pargo	2001-02



GAME

1.	15	Dontell Jefferson vs. Portland State	11/18/05
	15	Kareem Reid vs. Jackson State	11/22/96
3.	14	Kareem Reid vs. North Texas	12/30/98
	14	Kareem Reid vs. Troy	12/10/96
	14	Kareem Reid at LSU	03/02/96
6.	13	Lee Mayberry vs. Texas A&M	01/23/91
7.	12	Jalen Harris at Colorado State	12/05/18
	12	Jabril Durham vs. Mississippi State	01/09/16
	12	Kareem Reid vs. Florida	01/03/96
	12	Corey Beck vs. Oklahoma	12/28/94
	12	Oliver Miller at LSU	01/11/92
	12	Keith Wilson vs. Loyola-Marymount	03/16/89

SEASON

1.	219	Kareem Reid	1996
2.	209	Lee Mayberry	1991
3.	207	Corey Beck	1995
4.	204	Jabril Durham	2016
5.	202	Lee Mayberry	1992
6.	191	Alvin Robertson	1984
7.	189	Jalen Harris	2019
8.	183	Kareem Reid # LED SEC	1997
	183	Lee Mayberry	1990
10.	181	Kareem Reid	1999

CAREER

1.	749	Kareem Reid	1996-99
2.	729	Lee Mayberry	1989-92
3.	483	Corey Beck	1993-95
4.	379	Eric Ferguson	2003-06
5.	370	Rashad Madden	2012-15
6.	351	Ron Huery	1987-88, 90-91
7.	341	Alvin Robertson	1982-84
8.	319	Todd Day	1989-92
9.	314	Davonte Davis	2020-24
10.	303	Gary Ervin	2007-08
	303	Keith Wilson	1987-89

SEC REGULAR-SEASON GAME


1.	14	Kareem Reid at LSU	03/02/96
2.	12	Jabril Durham vs. Mississippi State	01/09/16
	12	Kareem Reid vs. Florida	01/03/96
	12	Oliver Miller at LSU	01/11/92
5.	11	Jabril Durham vs. S. Carolina	03/05/16
	11	Courtney Fortson vs. Florida	01/21/10
	11	Gary Ervin vs. Alabama	01/06/07
8.	10	Nine times	(Last: Jalen Tate vs Georgia, 01/09/21)

SEC SEASON

1.	107	Kareem Reid	1996
2.	103	Jabril Durham	2016
3.	95	Courtney Fortson	2010
4.	93	Lee Mayberry	1992
5.	89	Jalen Harris	2019
6.	88	Gary Ervin	2007
7.	87	Corey Beck	1994
8.	84	Corey Beck	1995
9.	82	Anthony Black	2023
10.	80	Rashad Madden	2015

SEC CAREER

1.	326	Kareem Reid	1996-99
2.	231	Corey Beck	1993-95
3.	207	Eric Ferguson	2003-06
4.	194	Rashad Madden	2012-15
5.	172	Courtney Fortson	2009-10
6.	154	Ronnie Brewer	2004-06
7.	150	Gary Ervin	2007-08
8.	118	Jabril Durham	2015-16
9.	115	Scotty Thurman	1993-95
10.	112	TJ Cleveland	1999-02



Kareem Reid is the only player in program history to lead Arkansas in assists four straight years, while his 749 assists rank second in SEC history.

ASSIST LEADERS

Season	Player	Games	Assists	Avg.
2023-24	Davonte Davis	30	61	2.03
2022-23	Anthony Black	36	141	3.92
2021-22	JD Notae	36	134	3.72
2020-21	Jalen Tate	32	123	3.84
2019-20	Mason Jones	31	106	3.42
2018-19	Jalen Harris	34	189	5.56
2017-18	Daryl Mason	35	138	3.94
2016-17	Daryl Macon	36	80	2.22
2015-16	Jabril Durham	32	204	6.37
2014-15	Rashad Madden	36	164	4.55
2013-14	Rashad Madden	33	91	2.75
2012-13	BJ Young	31	105	3.39
2011-12	Julysses Nobles	32	99	3.09
2010-11	Julysses Nobles	31	92	2.97
2009-10	Courtney Fortson	18	103	5.72
2008-09	Courtney Fortson	29	172	5.93
2007-08	Gary Ervin	35	134	3.83
2006-07	Gary Ervin	35	169	4.83
2005-06	Dontell Jefferson	32	142	4.44
2004-05	Eric Ferguson	30	128	4.27
2003-04	Ronnie Brewer	28	94	3.36
2002-03	Eric Ferguson	28	91	3.25
2001-02	Jannero Pargo	29	96	3.31
2000-01	TJ Cleveland	31	83	2.68
1999-00	TJ Cleveland	26	76	2.92

Season	Player	Games	Assists	Avg.
1998-99	Kareem Reid	34	181	5.32
1997-98	Kareem Reid	32	166	5.18
1996-97	Kareem Reid #	32	183	5.72
1995-96	Kareem Reid	33	219	6.64
1994-95	Corey Beck	39	207	5.31
1993-94	Corey Beck	34	169	4.97
1992-93	Corey Beck	30	107	3.57
1991-92	Lee Mayberry	34	202	5.94
1990-91	Lee Mayberry	38	209	5.50
1989-90	Lee Mayberry	35	183	5.23
1988-89	Keith Wilson	32	138	4.31
1987-88	Keith Wilson	28	80	2.86
1986-87	Ron Huery	33	89	2.70
1985-86	Scott Rose	24	60	2.50
1984-85	William Mills	32	143	4.47
1983-84	Alvin Robertson	32	191	5.97
1982-83	Alvin Robertson	28	101	3.61
1981-82	Darrell Walker	29	101	3.48
1980-81	Darrell Walker	31	103	3.32
1979-80	Alan Zahn	29	74	2.55
1978-79	Sidney Moncrief	30	80	2.67
1977-78	Jim Counce	36	119	3.31

Led the SEC



BLOCKED SHOTS



As a junior in 1990-91, **Oliver Miller** set a program single-season record with 112 blocks and also passed out over 100 assists.

GAME

1.	10	Steven Hill vs. Texas State	12/06/05
	10	Oliver Miller at Texas	02/04/90
3.	9	Oliver Miller vs. Louisiana Tech	12/05/90
	9	Oliver Miller vs. S. Alabama	12/11/90
5.	8	Moses Kingsley vs. Tennessee Tech	12/12/15
	8	Delvon Johnson vs. Seton Hall	12/08/10
	8	Steven Hill vs. UT Pan American	12/30/05
	8	Andrew Lang vs. Texas Tech	02/07/87
	8	Andrew Lang vs. Rice	01/14/87
10.	7	15 times by nine players (Last: Reggie Chaney at Providence, 03/19/19)	

SEASON

1.	112	Oliver Miller	# LED SWC	1991
2.	99	Steven Hill		2007
3.	93	Moses Kingsley	# LED SEC	2017
4.	91	Delvon Johnson		2011
	91	Steven Hill		2006
6.	88	Oliver Miller		1992
7.	85	Oliver Miller		1990
	85	Andrew Lang		1987
9.	80	Nick Davis		1998
10.	79	Andrew Lang		1988

CAREER

1.	345	Oliver Miller		1989-92
2.	318	Steven Hill		2005-08
3.	256	Moses Kingsley		2014-17
4.	252	Andrew Lang		1985-88
5.	194	Darian Townes		2005-08
6.	141	Daniel Gafford		2018-19
7.	130	Nick Davis		1996-98
8.	111	Hunter Mickelson		2011-13
	111	Larry Satchell		2000-03
10.	107	Delvon Johnson		2010-11
	107	Mike Washington		2007-10

SEC REGULAR-SEASON GAME

1.	7	Daniel Gafford vs. Auburn	02/27/18
	7	Daniel Gafford vs. Vanderbilt	02/10/18
	7	Hunter Mickelson vs. LSU	01/14/12
	7	Delvon Johnson vs. Georgia	02/02/11
	7	Steven Hill at Alabama	01/18/06
	7	Nick Davis vs. Mississippi State	01/31/98
7.	6	Bobby Portis at LSU	02/01/14
	6	Steven Hill vs. LSU	01/11/06
	6	Nick Davis vs. Tennessee	02/14/98

SEC SEASON

1.	50	Steven Hill	2007
2.	46	Steven Hill	2006
3.	44	Daniel Gafford	2018
	44	Nick Davis	1998
5.	41	Moses Kingsley	2017
	41	Steven Hill	2008
7.	40	Moses Kingsley	2016
	40	Oliver Miller	1992
9.	35	Bobby Portis	2014
	35	Delvon Johnson	2011

SEC CAREER

1.	153	Steven Hill	2005-08
2.	123	Moses Kingsley	2014-17
3.	77	Daniel Gafford	2018-19
4.	75	Darian Townes	2005-08
5.	74	Larry Satchell	2000-03
6.	69	Bobby Portis	2014-15
7.	65	Nick Davis	1996-98
8.	54	Hunter Mickelson	2012-13
9.	53	Mike Washington	2007-10
10.	52	Makhi Mitchell	2023-24
	52	Marshawn Powell	2010-13

BLOCKED SHOTS LEADERS (BY AVERAGE)

Season	Player	Games	Blocks	Avg.
2023-24	Makhi Mitchell	33	46	1.39
2022-23	Makhel Mitchell	30	45	1.50
2021-22	Jaylin Williams	37	41	1.11
2020-21	Connor Vanover	29	51	1.76
2019-20	Adrio Bailey	32	45	1.41
2018-19	Daniel Gafford	32	65	2.03
2017-18	Daniel Gafford	35	76	2.17
2016-17	Moses Kingsley #	36	93	2.58
2015-16	Moses Kingsley	32	76	2.37
2014-15	Bobby Portis	36	50	1.39
2013-14	Bobby Portis	34	54	1.58
2012-13	Hunter Mickelson	32	39	1.22
2011-12	Hunter Mickelson	32	72	2.25
2010-11	Delvon Johnson	31	91	2.94
2009-10	Marshawn Powell	32	42	1.31
2008-09	Mike Washington	30	39	1.30
2007-08	Steven Hill	35	74	2.11
2006-07	Steven Hill	35	99	2.83
2005-06	Steven Hill	32	91	2.84
2004-05	Steven Hill	30	54	1.80
2003-04	Rashard Sullivan	26	28	1.08
2002-03	Larry Satchell	24	29	1.21
2001-02	Larry Satchell	26	20	0.78
2000-01	Larry Satchell	31	45	1.50
1999-00	Alonzo Lane	34	34	1.00
1998-99	Chris Jefferies	34	46	1.35
1997-98	Nick Davis	33	80	2.42
1996-97	Nick Davis	27	31	1.15
1995-96	Lee Wilson	33	32	0.97
1994-95	Corliss Williamson	39	33	0.85
1993-94	Corliss Williamson	34	39	1.15
1992-93	Corliss Williamson	18	22	1.22

Season	Player	Games	Blocks	Avg.
1991-92	Oliver Miller	34	88	2.59
1990-91	Oliver Miller #	38	112	2.95
1989-90	Oliver Miller	35	85	2.43
1988-89	Oliver Miller #	30	60	2.00
1987-88	Andrew Lang	30	79	2.63
1986-87	Andrew Lang	32	85	2.66
1985-86	Andrew Lang	26	65	2.50
1984-85	Andrew Lang	33	23	0.70
1983-84	Joe Kleine	32	21	0.66
1982-83	Darrell Walker	30	11	0.37
1981-82	Scott Hastings	29	23	0.79
1980-81	Darrell Walker	31	28	0.90
1979-80	Scott Hastings	29	17	0.59
1978-79	U.S. Reed	30	19	0.63
	Steve Schall	30	19	0.63
1977-78	Steve Schall	36	47	1.31

Led the SEC/SWC



GAME

1.	9	Robert Shepherd at Arizona	12/06/92
2.	8	JD Notae vs. New Mexico State	03/19/22
	8	Clint McDaniel vs. Florida A&M	12/21/94
	8	Darrell Hawkins vs. Holy Cross	03/18/93
	8	Keith Wilson vs. Rice	1989
	8	Alvin Robertson vs. Virginia	03/18/84
	8	Alvin Robertson vs. Purdue	03/19/83
	8	Todd Day at Texas A&M	02/23/91
9.	7	JD Notae vs. Mercer	11/09/21
	7	Todd Day vs. Vanderbilt	02/12/92
	7	TJ Cleveland vs. LSU	03/11/00
	7	Ronnie Brewer vs. UL Monroe	12/31/04

SEASON

1.	102	Clint McDaniel % # LED SEC	1995
2.	100	Lee Mayberry	1991
3.	97	Keith Wilson	1989
4.	92	Alvin Robertson	1984
5.	88	Alvin Robertson	1983
6.	87	Robert Shepherd # LED SEC	1993
7.	85	Todd Day	1991
8.	84	Darrell Walker	1983
9.	83	Ronnie Brewer # LED SEC	2006
10.	82	Todd Day	1990

CAREER

1.	291	Lee Mayberry	1989-92
2.	271	Todd Day	1989-92
3.	251	Kareem Reid	1996-99
4.	230	Darrell Walker	1981-83
5.	226	TJ Cleveland	1999-02
	226	Clint McDaniel	1992-95
7.	217	Alvin Robertson	1982-84
8.	216	Ronnie Brewer	2004-06
9.	207	Ron Huery	1987-88, 90-91
10.	188	Keith Wilson	1987-89

% SEC Record | # Led the SEC

STEALS LEADERS

Season	Player	Games	Steals	Avg.
2023-24	Tramon Mark	31	36	1.16
2022-23	Anthony Black	36	74	2.06
2021-22	JD Notae	36	81	2.25
2020-21	JD Notae	32	46	1.44
2019-20	Mason Jones	31	50	1.61
2018-19	Isaiah Joe	34	51	1.50
2017-18	Daryl Macon	35	36	1.03
2016-17	Manuale Watkins	36	45	1.25
2015-16	Jabril Durham	32	52	1.62
2014-15	Bobby Portis	36	39	1.08
2013-14	Coty Clarke	34	51	1.50
2012-13	Mardracus Wade	32	54	1.69
2011-12	Mardracus Wade	32	49	1.53
	Julysses Nobles	32	49	1.53
2010-11	Julysses Nobles	31	35	1.13
2009-10	Rotnei Clarke	31	36	1.13
2008-09	Courtney Fortson	29	33	1.14
2007-08	Sonny Weems	34	45	1.32
2006-07	Patrick Beverley	35	61	1.74
2005-06	Ronnie Brewer % #	32	83	2.59
2004-05	Ronnie Brewer	30	76	2.53
2003-04	Ronnie Brewer	28	57	2.04
2002-03	Eric Ferguson	28	52	1.86
2001-02	TJ Cleveland	29	56	1.93
2000-01	TJ Cleveland	31	61	1.97
1999-00	TJ Cleveland	26	70	2.70
1998-99	Kareem Reid	34	57	1.68
1997-98	Kareem Reid	32	61	1.91

SEC REGULAR-SEASON GAME


1.	7	TJ Cleveland vs. LSU	03/11/00
	7	Todd Day vs. Vanderbilt	02/12/92
3.	6	Isaiah Joe vs. Alabama	03/09/19
	6	Jabril Durham vs. Miss. St.	01/09/16
	6	Marshawn Powell vs. Vanderbilt	01/12/13
	6	Ronnie Brewer vs. Florida	02/28/04
	6	Clint McDaniel vs. Ole Miss	02/18/95
	6	Clint McDaniel vs. Ole Miss	1994
	6	Todd Day vs. LSU	1992
	6	Lee Mayberry vs. Vanderbilt	02/12/92

SEC SEASON

1.	45	Robert Shepherd	1993
2.	43	Todd Day	1992
3.	38	Anthony Black	2023
	38	Ronnie Brewer	2004
5.	36	Ronnie Brewer	2005
	36	Lee Mayberry	1992
	36	Clint McDaniel	1995
8.	35	Corey Beck	1994
9.	33	Kareem Reid	1997
10.	32	JD Notae	2022
	32	Mardracus Wade	2013

SEC CAREER

1.	121	Kareem Reid	1996-99
2.	103	Ronnie Brewer	2004-06
3.	91	TJ Cleveland	1999-02
4.	90	Brandon Dean	1999-02
5.	87	Eric Ferguson	2003-06
	87	Clint McDaniel	1992-95
7.	81	Mardracus Wade	2011-14
8.	75	Corey Beck	1993-95
9.	72	Pat Bradley	1996-99
10.	71	Robert Shepherd	1992-93



One of two players in program history with 50 or more steals four straight years, **Lee Mayberry** was the first Razorback with 100 in a season in 1990-91.

% SEC Record

Led the SEC

+ 102 total steals was SEC Record (has since been broken)




RECORDS BY CLASS

Category	Freshman	Sophomore	Junior	Senior
Scoring Average	George Kok 18.7 (449 in 24 gms), 1945	Corliss Williamson 20.4 (695 in 35 gms), 1994	Martin Terry 24.3 (633 in 26 gms), 1972	Martin Terry 28.3 (735 in 26 gms), 1973
Points	Scotty Thurman 540, 1993	Corliss Williamson 695, 1994	Todd Day 786, 1991	Joe Kleine 773, 1985
FG Percentage (min 100 att.)	Sidney Moncrief .665 (149-224), 1976	Daniel Gafford .660 (2124-324), 2019	Oliver Miller .704 (254-361), 1991	Leroy Sutton .662 (101-151), 1984
FG Made	Scotty Thurman 204, 1993	Corliss Williamson 273, 1994	Corliss Williamson 283, 1995	Joe Kleine 294, 1985
FG Attempted	Scotty Thurman 439, 1993	Todd Day 483, 1990	Todd Day 586, 1991	JD Notae 589, 2022
FT Percentage (min 50 att.)	Philip McKeller .864 (51-59), 1997	Pat Bradley .913 (63-69), 1997	Tommy Boyer .933 (125-134), 1962	Rickey Medlock .939 (62-66), 1975
FT Made	Moses Moody 151, 2021	Corliss Williamson 149, 1994	Mason Jones 233, 2020	Sidney Moncrief 212, 1979
FT Attempted	Anthony Black 190, 2023	Corliss Williamson 213, 1994	Corliss Williamson 304, 1995	Joe Kleine 257, 1985
3pt Percentage (min 70 att.)	Lee Mayberry .446 (33-74), 2019	Lee Mayberry .504 (65-129), 1990	Chris Walker .458 (33-72), 1999	Arlyn Bowers .477 (41-86), 1991
3pt Made	Isaiah Joe 113, 2019	Rotnei Clarke 100, 2010	Scotty Thurman 102, 1995	Jannero Pargo 95, 2002
3pt Attempted	Isaiah Joe 273, 2019	Isaiah Joe 275, 2020	Pat Bradley 242, 1998	JD Notae 249, 2022
Rebounding Average	Sidney Moncrief 7.6 (231 in 28 gms), 1976	Dean Tolson 9.9 (257 in 26 gms), 1972	Dean Tolson 12.4 (310 in 25 gms), 1973	Dean Tolson 13.2 (278 in 21 gms), 1974
Rebounds	Bobby Portis 230, 2014	Jaylin Williams 364, 2022	Dean Tolson 310, 1973	Derek Hood 349, 1999
Offensive Rebounds	Derrek Hood 98, 1996	Bobby Portis 133, 2015	Corliss Williamson 128 in 1995	Derek Hood 144, 1999
Defensive Rebounds	Bobby Portis 144, 2014	Jaylin Williams 308, 2022	Moses Kingsley 196 in 2016	Derek Hood 205, 1999
Assists	Kareem Reid 219, 1996	Jalen Harris 189, 2019	Lee Mayberry 209, 1991	Corey Beck 207, 1995
Assists Average	Kareem Reid 6.64 (219 in 33 gms), 1996	Kareem Reid 5.72 (183 in 32 gms), 1997	Lee Mayberry 5.50 (209 in 38 gms), 1991	Jabril Durman 6.38 (204 in 32 gms), 2016
Blocked Shots	Daniel Gafford 76, 2018	Steven Hill 91, 2006	Oliver Miller 112, 1991	Moses Kingsley 93, 2017
Blocked Shots Average	Hunter Mickelson 2.25 (72 in 32 gms), 2112	Steven Hill 2.84 (910 in 32 gms), 2006	Oliver Miller 2.95 (112 in 38 gms), 1991	Delvon Johnson 2.94 (91 in 31 gms), 2011
Steals	Anthony Black 74, 2023	Todd Day 82, 1990	Lee Mayberry 100, 1991	Clint McDaniel 102, 1995
Steals Average	Anthony Black 2.6 (74 in 36 gms), 2023	Darrell Walker 2.74 (85 in 31 gms)	Alvin Robertson 3.14 (88 in 28 gms), 1983	Keith Wilson 303 (97 in 32 gms), 2011
Minutes Played	Anthony Black 1253, 2023	Patrick Beverley 1183, 2008	Sidney Moncrief 1293, 1978	Ron Brewer 1291, 1978
Minutes Played Average	Anthony Black 34.8 (1253 in 36 gms), 2023	Isaiah Joe 36.0 (937 in 26 gms), 2020	U.S. Reed 37.9 (1099 in 29 gms), 1980	Sidney Moncrief 38.6 (1157 in 30 gms), 1979
Games Played	Anthony Black/Jordan Walsh 36, 2023	Jaylin Williams/Davonte Davis (2022) - 37 Lee Wilson/Darnell Robinson (1995) - 37	Corliss Williamson 39	Corey Beck/Alex Dillard 39
Games Started	Anthony Black 36, 2023	Bobby Portis 36, 2015	Corliss Williamson 39	Corey Beck 39



Anthony Black had one of best overall, much less freshman, campaigns in Razorback history. He was the only player to rank among the SEC's top 25 in scoring, rebounding, assists, steals and blocks.



Corliss Williamson's dominant sophomore season gave him five Arkansas class records.



Joe Kleine scored 773 points as a senior and also holds senior records for free throws attempted and field goals made.



POINTS

Game:	166 vs. U.S. International	12/09/89
Season:	3,783 *	1991
SEC Game:	117 vs. Auburn	01/15/94
SEC Season:	1,468	1992

SCORING AVERAGE

Season:	99.6	1991
SEC Season:	91.8	1992

FIELD GOALS

Game:	68 vs. U.S. International	12/09/89
Season:	1,414	1991
SEC Game:	43 vs. Auburn	01/15/94
SEC Season:	529	1992

FIELD GOALS ATTEMPTED

Game:	101 vs. U.S. International	12/09/89
Season:	2,820	1991
SEC Game:	66 vs. Mississippi State	02/20/93
SEC Season:	1,089	2015

FIELD-GOAL PERCENTAGE

Game:	.794 vs. Texas Tech (27-34)	02/20/79
Season:	.546 (1,060-1,943) *	1978
SEC Game:	.627 at Missouri (37-59)	01/12/16
SEC Season:	.497 (521-1,049)	1993

THREE-POINT FIELD GOALS

Game:	21 vs. Troy	12/10/96
Season:	361 *	1995
SEC Game:	17 vs. Auburn	01/15/95
	17 vs. Auburn	02/21/98
SEC Season:	143	1995

THREE-POINT FGS ATTEMPTED

Game:	54 vs. North Texas	12/30/98
Season:	917	1995
SEC Game:	38 vs. Ole Miss	03/04/09
SEC Season:	399	2019

THREE-POINT FG PERCENTAGE

Game:	.692 vs. Evansville (9-13)	12/08/15
Season:	.397 (216-544)	2016
SEC Game:	.667 vs. LSU (10-15)	01/26/08
	.667 vs. Mississippi State (16-24)	01/09/16
SEC Season:	.400 (110-275)	1992

FREE THROWS MADE

Game:	48 vs. Ole Miss	01/17/04
Season:	713	1991
SEC Game:	48 vs. Ole Miss	01/17/04
SEC Season:	300	1992

FREE THROWS ATTEMPTED

Game:	65 vs. TCU	03/01/55
Season:	975	1991
SEC Game:	53 vs. Ole Miss	01/17/04
SEC Season:	400	1992

FREE THROW PERCENTAGE

Game: (Min. 10 att.)	1.000 vs. Kentucky (16-16)	02/27/14
	1.000 vs. Texas Tech (12-12),	01/08/66
	1.000 at Centenary (12-12)	01/11/75
	1.000 vs. Duke (11-11)	03/26/22
Season:	.776 (502-646)	1962
SEC Game:	.941 vs. LSU (16-17)	02/12/05
SEC Season:	.750 (300 of 400)	1992

REBOUNDS

Game:	77 vs. Jackson State	11/22/02
Season:	1,540	1991
SEC Game:	61 vs. Ole Miss	01/18/92
SEC Season:	616	1994

REBOUND AVERAGE

Season:	52.0	1974
SEC Season:	38.5	1994

STEALS

Game:	26 vs. La.-Monroe	11/25/00
Season:	467 *	1991
SEC Game:	21 vs. Mississippi State	01/15/92
SEC Season:	185	1992

ASSISTS

Game:	47 vs. U.S. International	12/09/89
Season:	819	1991
SEC Game:	32 vs. Mississippi State	02/20/93
SEC Season:	299	1993

BLOCKED SHOTS

Game:	18 vs. Missouri	12/05/95
Season:	229	1991
SEC Game:	13 vs. South Carolina	02/19/14
SEC Season:	99	2015

PERSONAL FOULS

Game:	38 vs. Missouri	12/03/60
Season:	789	1995
SEC Game:	33 vs. Ole Miss	01/09/99
SEC Season:	386	2020

TURNOVERS

Game:	32 vs. Providence	11/16/07
	32 vs. Grambling	11/28/86
Season:	633	1995
SEC Game:	28 vs. Auburn	02/05/00
SEC Season:	258	2003

GAMES IN A SEASON

1.	39 *	32-7	1994-95
2.	38	34-4	1990-91
3.	37	28-9	2021-22
4.	36	22-14	2022-23
	36	26-10	2016-17
	36	27-9	2014-15
7.	35	23-12	2017-18
	35	23-12	2007-08
	35	21-14	2006-07
	35	30-5	1989-90
	35	22-13	1984-85

WINS IN A SEASON

1.	34 *	(4 losses)	1990-91
2.	32	(7 losses)	1994-95
	32	(4 losses)	1977-78
4.	31	(3 losses)	1993-94
5.	30	(5 losses)	1989-90
6.	28	(9 losses)	2021-22
7.	27	(9 losses)	2014-15
8.	26	(10 losses)	2016-17
	26	(8 losses)	1991-92
	26	(4 losses)	1982-83
	26	(2 losses)	1976-77
12.	25	(7 losses)	2020-21
	25	(7 losses)	1988-89
	25	(7 losses)	1983-84
	25	(5 losses)	1978-79

WINS IN AN SEC SEASON

1.	14	(2 losses)	1994
2.	13	(5 losses)	2022
	13	(4 losses)	2021
	13	(5 losses)	2015
	13	(3 losses)	1992
6.	12	(6 losses)	2017
	12	(4 losses)	1995
8.	11	(5 losses)	1998
9.	10	(8 losses)	2018
	10	(8 losses)	2014
	10	(8 losses)	2013
	10	(6 losses)	2006
	10	(6 losses)	2001
	10	(6 losses)	1993

* Led the NCAA



TEAM BESTS

POINTS

Game	Points	Opponent	Date
1.	166	vs. U.S. International (101)	12/09/89
2.	142	vs. Mississippi Valley State (62)	11/25/20
3.	137	vs. Troy (70)	12/10/96
4.	131	vs. Montevallo (63)	02/05/94
	131	vs. Baylor (109)	02/29/72
6.	130	vs. Alcorn State (68)	11/13/09
7.	129	vs. Texas Southern (63)	12/28/93
8.	128	vs. Bethune-Cookman (46)	12/04/91
9.	127	vs. Jackson State (74)	11/22/96
10.	126	vs. Jackson State (66)	12/29/90

Season

1.	3,783 *	(38 games)	1990-91
2.	3,416 * #	(39 games) SEC RECORD	1994-95
3.	3,345	(35 games)	1989-90
4.	3,176	(34 games)	1993-94
5.	3,053	(34 games)	1991-92
6.	2,870	(32 games)	1988-89
7.	2,855	(36 games)	2016-17
8.	2,819	(35 games)	2017-18
9.	2,810	(37 games)	2021-22
10.	2,787	(36 games)	2014-15

SEC Game

1.	117	at Auburn (105)	01/15/94
2.	115	vs. Mississippi State (58)	02/20/93
3.	114	at Ole Miss (93)	01/18/92
4.	110	vs. Ole Miss (80)	03/05/14
	110	vs. Auburn (92)	01/04/92
6.	108	at LSU (105)	03/02/94
7.	107	vs. Auburn (83)	02/21/98
8.	106	vs. LSU (92)	03/03/92
9.	105	vs. LSU (81)	01/31/95
	105	at Kentucky (88)	01/25/92

SEC Season

1.	1,468	(16 games)	1992
2.	1,425	(18 games)	2017
3.	1,408	(16 games)	1993
4.	1,396	(18 games)	2018
5.	1,390	(16 games)	1994
6.	1,369	(17 games)	2021
7.	1,366	(18 games)	2014
8.	1,365	(18 games)	2020
9.	1,362	(16 games)	1995
10.	1,352	(18 games)	2015

SCORING AVERAGE

Season	Points	Games	Year
1.	99.6	(3,783 points - 38 games)	1990-91
2.	95.6	(3,345 points - 35 games)	1989-90
3.	93.4 #	(3,176 points - 34 games)	1993-94
4.	89.8 #	(3,053 points - 34 games)	1991-92
5.	89.7	(2,870 points - 32 games)	1988-89
6.	88.5	(2,301 points - 26 games)	1971-72
7.	87.6 #	(3,416 points - 31 games)	1994-95
8.	86.9	(2,695 points - 31 games)	1992-93
9.	86.3	(2,245 points - 26 games)	1970-71
10.	85.1	(2,212 points - 26 games)	1973-74

SEC Season

1.	91.8	(1,468 points - 16 games)	1992
2.	88.0	(1,408 points - 16 games)	1993
3.	86.9	(1,390 points - 16 games)	1994
4.	85.1	(1,362 points - 16 games)	1995
5.	80.8	(1,293 points - 16 games)	1998
6.	80.5	(1,369 points - 17 games)	2021
7.	79.2	(1,425 points - 18 games)	2017
8.	77.6	(1,396 points - 18 games)	2018
9.	75.9	(1,366 points - 18 games)	2014
10.	75.8	(1,365 points - 18 games)	2020

FIELD GOALS MADE

Game	Goals	Attempts	Date
1.	68	vs. U.S. International	12/09/89
2.	57	vs. Troy	12/10/96
3.	51	vs. Baylor	02/29/72
4.	50	vs. Montevallo	02/05/94
	50	vs. Quincy College	01/02/92
6.	48	vs. Mississippi Valley State	11/25/20
	48	vs. Montevallo	02/25/95
	48	vs. Delaware State	12/11/94
	48	vs. Bethune-Cookman	12/04/91
	48	vs. TCU	01/17/76
	48	vs. Jackson State	12/21/92

Season

1.	1,414	(2,820 attempts)	1990-91
2.	1,229	(2,440 attempts)	1989-90
3.	1,223	(2,634 attempts)	1994-95
4.	1,154	(2,363 attempts)	1993-94
5.	1,128	(2,275 attempts)	1991-92
6.	1,071	(2,172 attempts)	1988-89
7.	1,060	(1,943 attempts)	1977-78
8.	1,005	(2,119 attempts)	2017-18
9.	997	(2,166 attempts)	2016-17
10.	995	(2,039 attempts)	1992-93

SEC Game

1.	43	at Auburn (83 attempts)	01/15/94
2.	41	vs. Mississippi St. (66 attempts)	02/20/93
	41	at LSU (84 attempts)	03/02/94
4.	40	vs. Auburn (73 attempts)	02/21/98
5.	38	at Vanderbilt (76 attempts)	01/20/93
	38	vs. Ole Miss (81 attempts)	03/07/92
	38	at Ole Miss (83 attempts)	01/18/92
8.	37	at South Carolina (67 attempts)	03/02/21
	37	at Missouri (59 attempts)	01/12/16
	37	vs. Ole Miss (77 attempts)	03/05/14
	37	vs. Georgia (76 attempts)	03/01/09
	37	vs. LSU (64 attempts)	03/03/92
	37	vs. Vanderbilt (68 attempts)	02/01/93
	37	vs. Vanderbilt (73 attempts)	02/12/92
	37	vs. Mississippi State (77 attempts)	01/21/97
	37	at Florida (77 attempts)	02/28/95
	37	vs. Florida (82 attempts)	01/14/98

SEC Season

1.	529	(1,075 attempts)	1992
2.	521	(1,049 attempts)	1993
3.	503	(1,071 attempts)	2018
4.	502	(1,058 attempts)	1994
5.	494	(1,058 attempts)	2017
6.	482	(1,076 attempts)	2021
7.	476	(1,089 attempts)	2015
8.	472	(1,065 attempts)	1998
9.	470	(1,024 attempts)	2023
10.	469	(1,048 attempts)	1995

FIELD GOALS ATTEMPTED

Game	Goals	Attempts	Date
1.	101	vs. U.S. International	12/09/89
2.	99	vs. Troy	12/10/96
3.	97	vs. Western Kentucky	12/03/73
4.	95	vs. Texas	1957
5.	94	vs. Jackson State	12/29/90
	94	vs. TCU	1964
	94	vs. Jackson State	12/21/92

Season

1.	2,820	(1,414 made)	1990-91
2.	2,634	(1,223 made)	1994-95
3.	2,440	(1,229 made)	1989-90
4.	2,363	(1,154 made)	1993-94
5.	2,275	(1,128 made)	1991-92
6.	2,241	(972 made)	2021-22
7.	2,208	(984 made)	1997-98
8.	2,206	(980 made)	1998-99
9.	2,196	(978 made)	2014-15
10.	2,172	(1,071 made)	1988-89

SEC Game

1.	88	vs. Tennessee (35 made)	02/16/93
2.	84	at LSU (41 made)	03/02/94
3.	83	at Auburn (43 made)	01/15/94
	83	at Ole Miss (38 made)	01/18/92
5.	82	vs. Florida (37 made)	01/14/98
6.	81	vs. Ole Miss (38 made)	03/07/92
7.	80	at Auburn (31 made)	01/06/96
8.	78	vs. Alabama (36 made)	02/16/94
9.	77	vs. Ole Miss (37 made)	03/05/14
	77	vs. Mississippi State (37 made)	01/21/97
	77	at Florida (37 made)	02/28/95
	77	vs. LSU (35 made)	01/27/99
	77	at Mississippi State (26 made)	01/19/94

SEC Season

1.	1,102	(450 made)	2014
2.	1,089	(160 made)	2022
	1,089	(476 made)	2015
4.	1,076	(482 made)	2021
5.	1,075	(529 made)	1992
6.	1,071	(503 made)	2018
7.	1,065	(472 made)	1998
8.	1,058	(494 made)	2017
9.	1,058	(502 made)	1994
10.	1,057	(433 made)	2013

FIELD-GOAL PERCENTAGE

Game	Percentage	Opponent	Date
1.	.794	vs. Texas Tech (27 of 34)	1979
2.	.744	vs. Baylor (29 of 39)	1979
3.	.727	vs. Alabama State (32 of 44)	12/21/83
4.	.707	vs. Rice (29 of 41)	1978
5.	.683	vs. SMU (28 of 41)	1984
6.	.680	vs. Wake Forest (34 of 50)	03/12/77
7.	.679	at Rice (36 of 53)	03/05/83
8.	.676	vs. Texas (25 of 37)	1985
9.	.673	vs. U.S. International (68 of 101)	12/09/89
	.673	vs. SE Missouri State (37 of 55)	12/01/83

Season

1.	.546 *	(1,060-1,943)	1977-78
2.	.545 *	(849-1,558)	1976-77
3.	.537	(831-1,547)	1983-84
4.	.535	(849-1,587)	1978-79
5.	.534	(806-1,510)	1981-82
6.	.531	(910-1,715)	1975-76
7.	.530	(807-1,524)	1974-75
8.	.525	(833-1,586)	1982-83
9.	.522	(850-1,629)	1980-81
10.	.515	(899-1,744)	1984-85

SEC Game

1.	.638	vs Georgia (37-58)	02/21/23
2.	.627	at Kentucky (32-51)	02/07/23
	.627	at Missouri (37-59)	01/12/16
4.	.621	vs. Mississippi State (41-66)	02/20/93
5.	.608	vs. LSU (31-51)	03/06/24
6.	.607	vs. Auburn (34-56)	01/04/92
7.	.586	at LSU (34-58)	02/02/93
8.	.583	vs. Vanderbilt (28-48)	03/01/08
9.	.578	vs. LSU (37-64)	03/03/92
10.	.577	at Auburn (30-52)	01/10/08

SEC Season

1.	.497	(521-1,049)	1993
2.	.492	(529-1,075)	1992
3.	.474	(502-1,058)	1994
4.	.470	(503-1,071)	2018
5.	.467	(494-1,085)	2017
6.	.466	(404-867)	2007
7.	.459	(470-1,024)	2023
8.	.455	(420-923)	2008
9.	.453	(416-918)	2006
10.	.448	(482-1,076)	2021
	.448	(469-1,048)	1995



THREE-POINT FIELD GOALS MADE

Game	21 #	vs. Troy (37 attempts)	12/10/96
2.	20	vs. Mississippi Valley State	11/25/20
	20	vs. Texas Southern (36 attempts)	12/28/93
4.	19	vs. North Texas (54 attempts)	12/30/98
	19	vs. Montevallo (36 attempts)	02/05/94
6.	18	vs. Delaware State (45 attempts)	12/11/94
7.	17	vs. Ole Miss (30 attempts)	03/05/14
	17	vs. Auburn (28 attempts)	02/21/98
	17	at Auburn (36 attempts)	01/14/95
10.	16	at Mississippi State (24 attempts)	01/09/16
	16	vs. Alcorn State (30 attempts)	11/13/09
	16	at Louisville (36 attempts)	12/09/97
	16	vs. Missouri (25 attempts)	12/02/93

Season	361	(917 attempts)	1994-95
2.	301	(777 attempts)	1993-94
3.	296	(808 attempts)	1998-99
4.	292	(832 attempts)	1999-00
5.	274	(736 attempts)	1996-97
6.	273	(741 attempts)	2000-01
7.	269	(679 attempts)	2017-18
8.	259	(751 attempts)	2018-19
9.	253	(698 attempts)	2013-14
10.	242	(633 attempts)	1990-91

SEC Game	17	vs. Ole Miss (30 attempts)	03/05/14
	17	vs. Auburn (28 attempts)	02/21/98
	17	at Auburn (36 attempts)	01/14/95
4.	16	at Mississippi St. (24 attempts)	01/09/16
5.	15	at South Carolina (33 attempts)	03/02/21
6.	14	vs. Ole Miss (38 attempts)	03/04/09
	14	at Vanderbilt (25 attempts)	02/11/95
	14	at LSU (34 attempts)	03/02/94
9.	13	Seven times	

SEC Season	143	(364 attempts)	1995
2.	142	(384 attempts)	2014
3.	137	(399 attempts)	2019
4.	135	(391 attempts)	2002
5.	134	(394 attempts)	2020
	134	(336 attempts)	2018
7.	133	(366 attempts)	2001
	133	(369 attempts)	2000
9.	130	(377 attempts)	1997
10.	125	(333 attempts)	2017

THREE-POINT FGS ATTEMPTS

Game	54 #	vs. North Texas (19 made)	12/30/98
2.	45	vs. Delaware State (18 made)	12/11/93
3.	40	vs. Mississippi Valley State	11/25/20
	38	vs. Ole Miss (14 made)	03/04/09
	38	vs. UT Arlington (14 made)	11/22/99
	38	vs. Montevallo (14 made)	02/25/95
6.	37	vs. North Texas (10 made)	12/05/00
	37	vs. Iowa (12 made)	03/13/99
	37	vs. Troy (21 made)	12/10/96
10.	36	vs. Centenary (15 made)	11/28/00
	36	vs. LSU (13 made)	01/27/99
	36	at Louisville (16 made)	12/09/97
	36	at Auburn (17 made)	01/14/95
	36	vs. Texas Southern (20 made)	12/28/93
	36	vs. Montevallo (19 made)	02/05/94

Season	917 #	(361 made)	1994-95
2.	832	(292 made)	1999-00
3.	808	(296 made)	1998-99
4.	777	(301 made)	1993-94
5.	767	(233 made)	2021-22
6.	751	(259 made)	2018-19
7.	741	(273 made)	2000-01
8.	736	(274 made)	1996-97
9.	728	(243 made)	2019-20
10.	702	(233 made)	2020-21

SEC Game	38	vs. Ole Miss (14 made)	03/04/09
2.	36	vs. LSU (13 made)	01/27/99
	36	at Auburn (17 made)	01/14/95
4.	35	at Vanderbilt (11 made)	02/08/97
5.	34	at LSU (8 made)	03/02/94
6.	33	at South Carolina (15 made)	03/02/21
7.	32	at Texas A&M (14 made)	03/07/20
	32	vs. LSU (11 made)	02/19/00
9.	31	at LSU (13 made)	01/13/21
	31	at LSU (13 made)	01/13/02
	31	vs. Alabama (13 made)	02/16/94

SEC Season	399	(137 made)	2019
2.	394	(134 made)	2020
	391	(135 made)	2002
4.	384	(142 made)	2014
5.	383	(108 made)	2013
6.	377	(130 made)	1997
7.	376	(120 made)	2022
8.	369	(133 made)	2000
9.	366	(133 made)	2001
10.	364	(124 made)	2021
	364	(143 made)	1995

THREE-POINT FG PERCENTAGE

Game (Minimum 8 Attempts)	.692	vs. Evansville (9-13)	12/08/15
2.	.667	vs. Mississippi State (16-24)	01/09/16
	.667	at LSU (10-15)	01/26/08
	.667	vs. Prairie View A&M (8-12)	12/18/04
	.667	vs. Western Carolina (14-21)	12/07/98
6.	.650	vs. Hartford (13-20)	12/23/04
7.	.647	vs. Winthrop (11-17)	11/19/04
8.	.640	vs. Missouri (16-25)	12/02/93
9.	.625	at Vanderbilt (10-16)	02/08/14
	.625	vs. Michigan State (5-8)	11/28/95
	.625	vs. Bethune-Cookman (10-16)	02/04/91
	.625	vs. Auburn (10-16)	01/04/92
	.625	at Florida State (10-16)	01/21/91

Season (Minimum 320 Attempts)	.397 #	(216-544)	2015-16
2.	.396 #	(269-679)	2017-18
3.	.395	(210-532)	1992-93
4.	.394 #	(361-917)	1994-95
	.394	(197-500)	1989-90
6.	.387	(301-777)	1993-94
7.	.382	(242-633)	1990-91
8.	.374	(193-516)	1991-92
9.	.372	(182-489)	2004-05
	.372	(274-736)	1996-97

SEC Game (Minimum 8 Attempts)	.667	at LSU (10-15)	01/26/08
	.667	vs. Mississippi State (16-24)	01/09/16
3.	.625	at Vanderbilt (10-16)	02/08/14
	.625	vs. Auburn (10-16)	01/04/92
5.	.607	vs. Auburn (17-28)	02/21/98
6.	.600	vs. South Carolina (12-20)	02/18/98
7.	.588	at Mississippi State (10-17)	02/12/00
8.	.583	at LSU (7-12)	02/12/11
9.	.571	Georgia (12-21)	01/09/21
	.571	at Auburn (8-14)	03/06/93

SEC Season (Minimum 250 Attempts)	.400	(110-275)	1992
2.	.399	(134-336)	2018
3.	.393	(143-364)	1995
4.	.387	(108-279)	1993
5.	.381	(115-302)	1998
6.	.375	(125-333)	2017
7.	.370	(142-384)	2014
	.370	(107-289)	2012
9.	.369	(113-306)	2008
10.	.363	(133-366)	2001

FREE THROWS MADE

Game	48	vs. Ole Miss	01/17/04
2.	46	vs. TCU	1955
3.	41	at Kentucky	01/25/92
	41	vs. Rice	1972

Season	713	(975 attempts)	1990-91
2.	690	(942 attempts)	1989-90
3.	649	(859 attempts)	2023-24
4.	633	(833 attempts)	2021-22
5.	628	(825 attempts)	2016-17
6.	621	(882 attempts)	1971-72
7.	616	(892 attempts)	1986-87
8.	614	(846 attempts)	2013-14
9.	609	(902 attempts)	1994-95
10.	604	(815 attempts)	1991-92

SEC Game	48	vs. Ole Miss (53 attempts)	01/17/04
2.	41	at Kentucky (49 attempts)	01/25/92
3.	32	vs. Auburn (39 attempts)	01/04/92
	32	vs. Ole Miss (41 attempts)	01/05/94
	32	vs. Ole Miss (45 attempts)	02/18/95
6.	31	vs. Texas A&M (40 attempts)	01/16/24
7.	30	vs. Ole Miss (39 attempts)	01/17/15
	30	at Ole Miss (39 attempts)	01/18/92
	30	vs. Kentucky (40 attempts)	02/10/93
10.	29	at Missouri (37 attempts)	02/13/14
	29	vs. Kentucky (41 attempts)	01/14/14
	29	at Ole Miss (40 attempts)	02/15/06

SEC Season	355 #	(460 attempts)	2024
2.	347	(481 attempts)	2020
3.	324	(443 attempts)	2014
4.	312	(420 attempts)	2017
5.	301	(401 attempts)	2022
6.	300	(400 attempts)	1992
7.	285	(398 attempts)	2015
8.	281	(372 attempts)	2021
	281	(395 attempts)	1995
10.	269	(386 attempts)	1994

% NCAA Record || * Led the NCAA || # Led the SEC



TEAM BESTS

FREE THROWS ATTEMPTED

Game	Score	Opponent	Date
1.	65	vs. TCU	1955
2.	55	vs. Rice	1972
3.	53	vs. Ole Miss	01/17/04
	53	vs. Northeastern Illinois	11/16/97
5.	49	at Kentucky	01/25/92
	49	vs. Northeast Louisiana	12/30/90

Season

1.	975	(713 made)	1990-91
2.	942	(690 made)	1989-90
3.	902	(609 made)	1994-95
4.	892	(616 made)	1986-87
5.	882	(621 made)	1971-72
6.	868	(587 made)	1988-89
7.	859	(649 made)	2023-24
8.	846	(614 made)	2013-14
9.	834	(567 made)	1993-94
10.	833	(633 made)	2021-22

SEC Game

1.	53	vs. Ole Miss (48 made)	01/17/04
2.	49	at Kentucky (41 made)	01/25/92
3.	46	vs. Ole Miss (26 made)	02/05/98
4.	45	vs. Ole Miss (32 made)	02/18/95
5.	43	vs. Alabama (27 made)	02/24/21
6.	42	vs. Florida (26 made)	02/18/06
	42	vs. Ole Miss (28 made)	01/06/93
8.	41	vs. Alabama (29 made)	01/22/15
	41	vs. Kentucky (29 made)	01/14/14
	41	vs. Ole Miss (32 made)	01/05/94

SEC Season

1.	481	(347 made)	2020
2.	460 #	(355 made)	2024
3.	443	(324 made)	2014
4.	420	(312 made)	2017
5.	401	(301 made)	2020
6.	400	(300 made)	1992
7.	398	(285 made)	2015
8.	396	(265 made)	2023
9.	395	(281 made)	1995
10.	386	(269 made)	1994

FREE-THROW PERCENTAGE

Game (Minimum 11 Attempts)

1.	1.000	at Kentucky (16-16)	02/27/14
	1.000	vs. Centenary (12-12)	1975
	1.000	vs. Texas Tech (12-12)	1966
	1.000	vs. Duke (11-11)	03/26/22
5.	.964	at Kentucky (27-28)	03/02/24
6.	.952	vs. SMU (20-21)	1978
7.	.950	vs. Ole Miss (19-20)	03/05/14
8.	.944	vs. Oklahoma (17-18)	12/11/21
	.944	at LSU (17-18)	01/08/20
10.	.941	vs. LSU (16-17)	02/12/05
	.941	vs. Houston (16-17)	1978

Season (Minimum 450 Attempts)

1.	.776 *	(502-647)	1961-62
2.	.761	(628-825)	2016-17
3.	.760 #	(301-401)	2021-22
4.	.756	(649-859)	2023-24
5.	.750	(411-548)	1965-66
6.	.749	(585-781)	1977-78
7.	.746	(434-582)	1962-63
8.	.741 #	(604-815)	1991-92
9.	.740	(501-677)	2020-21
10.	.737	(440-597)	1967-68

SEC Game (Minimum 12 Attempts)

1.	1.000	at Kentucky (16-16)	02/27/14
2.	.964	at Kentucky (27-28)	03/02/24
3.	.950	vs. Ole Miss (19-20)	03/05/14
4.	.944	at LSU (17-18)	01/08/20
5.	.941	vs. LSU (16-17)	02/12/05
6.	.929	vs. Mississippi State	02/02/21
7.	.926	at LSU (25-27)	02/01/14
8.	.923	at South Carolina (12-13)	03/02/21
	.923	at Vanderbilt (12-13)	02/08/97
	.923	vs. Tennessee (12-13)	02/16/93

SEC Season (Minimum 250 Attempts)

1.	.772	(355-460)	2024
2.	.755	(281-372)	2021
3.	.751	(301-401)	2022
4.	.750	(300-400)	1992
5.	.743	(312-420)	2017
6.	.731	(324-443)	2014
7.	.721	(347-481)	2020
8.	.716	(285-398)	2015
9.	.714	(260-364)	2011
10.	.711	(281-395)	1995

REBOUNDING

Game

1.	77	vs. Jackson State	11/22/02
2.	73	vs. Rice	1960
3.	72	vs. Texas	1957
4.	71	vs. Rockhurst	1972
	71	vs. Ole Miss	1965

Season

1.	1,540	(38 games)	1990-91
2.	1,528	(39 games)	1994-95
3.	1,416	(34 games)	1993-94
4.	1,399	(37 games)	2021-22
5.	1,352	(26 games)	1973-74
6.	1,319	(34 games)	1991-92
7.	1,314	(33 games)	1995-96
8.	1,306	(33 games)	1997-98
9.	1,297	(36 games)	2016-17
10.	1,296	(35 games)	1989-90

SEC Game

1.	61	at Ole Miss	01/18/92
2.	51	vs. Alabama	01/24/98
3.	49	at Auburn	02/14/01
	49	vs. Mississippi State	01/21/97
5.	48	at LSU	03/02/94
6.	47	vs. Missouri	02/20/16
	47	vs. Alabama	01/22/15
	47	vs. Ole Miss	02/09/08
	47	vs. LSU	01/31/95
	47	vs. Alabama	02/15/95

SEC Season

1.	682	(18 games)	2022
2.	645	(18 games)	2023
3.	636	(17 games)	2021
4.	626	(18 games)	2014
5.	621	(18 games)	2018
	621	(18 games)	2017
7.	616	(16 games)	1994
8.	615	(16 games)	1996
9.	606	(18 games)	2015
10.	600	(16 games)	1998

REBOUNDING AVERAGE

Season

1.	52.0	(1,352 - 26 games)	1973-74
2.	47.5	(1,236 - 36 games)	1971-72
3.	45.9	(1,193 - 26 games)	1972-73
4.	45.5	(1,092 - 24 games)	1961-62
5.	44.0	(1,056 - 24 games)	1962-63
6.	43.9	(1,010 - 23 games)	1965-66
7.	42.0	(1,091 - 26 games)	1971-72
8.	41.6 #	(1,416 - 34 games)	1993-94
9.	39.9	(1,118 - 28 games)	1975-76
10.	39.8	(1,314 - 33 games)	1995-96

SEC Season

1.	38.5	(616 - 16 games)	1994
2.	38.4	(615 - 16 games)	1996
3.	37.9	(682 - 18 games)	2022
4.	37.5	(600 - 16 games)	1998
5.	37.4	(636 - 17 games)	2021
6.	37.0	(592 - 16 games)	1995
7.	36.25	(580 - 16 games)	2008
	36.25	(580 - 16 games)	2003
9.	35.83	(645 - 18 games)	2023
10.	35.75	(572 - 16 games)	1992

STEALS

Game

1.	26	vs. Louisiana-Monroe	11/25/00
2.	24	vs. Maryland-Eastern Shore	01/02/01
3.	21	vs. Grambling	12/31/00
	21	vs. Jackson State	11/22/96
	21	vs. Mississippi State	01/15/92
6.	20	vs. Ole Miss	02/18/95
	20	vs. Montevallo	02/05/94
	20	vs. Rice	1991
	20	vs. Texas A&M	02/23/91
10.	19	Four times	

Season

1.	467 *	(38 games)	1990-91
2.	445 # *	(39 games)	1994-95
3.	388	(35 games)	1989-90
4.	379 #	(34 games)	1999-00
5.	372	(32 games)	* 11.6 AVG LED NCAA 1988-89
6.	365 #	(31 games)	2000-01
7.	358 #	(34 games)	1991-92
8.	356	(33 games)	1997-98
9.	352	(34 games)	1993-94
	352 #	(31 games)	1992-93

SEC Game

1.	21	vs. Mississippi State	01/15/92
2.	20	vs. Ole Miss	02/18/95
3.	19	vs. LSU	02/17/01
	19	vs. Vanderbilt	02/12/92
5.	18	vs. LSU	01/28/98
	18	vs. Mississippi State	02/20/93
7.	17	Four times	

SEC Season

1.	185	(16 games)	1992
2.	176	(16 games)	1995
3.	169	(16 games)	1993
4.	164	(16 games)	1998
5.	163	(18 games)	2013
6.	162	(16 games)	2001
7.	161	(16 games)	2000
8.	159	(16 games)	1999
9.	157	(18 games)	2014
10.	152	(16 games)	1997



ASSISTS

Game			
1.	47	vs. U.S. International	12/09/89
2.	40 #	vs. Troy	12/10/96
3.	35	vs. Montevallo	02/05/94
4.	32	vs. Jackson State	11/22/96
	32	vs. Texas Southern	12/28/93
	32	vs. Mississippi State	02/20/93
	32	vs. Quincy College	01/02/92
	32	vs. Bethune-Cookman	12/04/91
	32	vs. Georgia State	03/05/91
10.	31	vs. Centenary	12/06/94
	31	vs. Tulsa	03/25/94
	31	vs. Jackson State	12/21/92

Season

1.	819	(38 games)	1990-91
2.	721	(39 games)	1994-95
3.	687	(34 games) * 20.2 AVG LED NCAA	1993-94
4.	674	(34 games) * 19.8 AVG LED NCAA	1991-92
5.	667	(35 games)	1989-90
6.	582	(31 games)	1992-93
7.	579	(36 games)	2014-15
8.	570	(32 games)	1988-89
9.	563	(33 games)	1998-99
10.	543	(34 games)	2018-19

SEC Game

1.	32	vs. Mississippi State	02/20/93
2.	27	vs. Ole Miss	03/05/14
	27	vs. Mississippi State	01/23/13
	27	vs. Auburn	02/24/99
5.	26	vs. Georgia	02/21/23
	26	vs. LSU	01/27/99
	26	vs. LSU	01/31/95
8.	25	vs. Alabama	01/06/07
	25	vs. Auburn	01/14/95
	25	vs. South Carolina	02/15/92

SEC Season

1.	299	(16 games)	1993
2.	292	(16 games)	1994
	292	(16 games)	1992
4.	279	(18 games)	2019
5.	273	(18 games)	2015
6.	264	(16 games)	1995
7.	257	(18 games)	2014
8.	247	(18 games)	2013
9.	245	(16 games)	2007
	245	(16 games)	1998

BLOCKED SHOTS

Game			
1.	18 #	vs. Missouri	12/05/95
2.	16	vs. Texas	02/04/90
3.	15	vs. Gardner-Webb	11/10/23
	15	vs. South Alabama	12/30/91
5.	14	vs. Georgia	01/29/19
	14	vs. Stephen F. Austin	11/18/06
	14	vs. Louisiana Tech	12/05/90
8.	13	vs. Texas A&M	01/31/23
	13	vs. Tennessee Tech	12/12/15
	13	vs. Prairie View A&M	12/18/04
	13	vs. Alabama State	12/31/97

Season

1.	229	(38 games)	1990-91
2.	221	(35 games)	2006-07
3.	201	(33 games)	2023-24
4.	194	(32 games)	2005-06
5.	189	(34 games)	2013-14
6.	182	(36 games)	2022-23
	182	(31 games)	2010-11
	182	(35 games)	2007-08
9.	172	(34 games)	2018-19
	172	(36 games)	2016-17
	172	(35 games)	1989-90

SEC Game

1.	14	vs. Georgia	01/29/19
2.	13	vs. Texas A&M	01/31/23
3.	12	vs. Texas A&M	02/24/15
	12	vs. Georgia	02/02/11
5.	11	vs. Alabama	02/24/21
	11	at Mississippi State	02/21/15
	11	vs. Mississippi State	01/23/13
8.	10	vs. LSU	03/06/24
	10	vs. Ole Miss	01/13/07
	10	vs. Alabama	01/06/07
	10	vs. Alabama	02/21/06
	10	vs. Ole Miss	01/25/06
	10	vs. Alabama	01/19/00
	10	vs. Georgia	02/15/97

SEC Season

1.	103	(18 games)	2024
2.	99	(18 games)	2015
3.	98	(16 games)	2007
4.	96	(18 games)	2023
5.	93	(18 games)	2014
6.	88	(16 games)	2006
7.	83	(18 games)	2013
8.	79	(16 games)	2008
9.	78	(17 games)	2021
	78	(18 games)	2018
	78	(16 games)	1998

PERSONAL FOULS

Game			
1.	38	vs. Missouri	12/04/61
2.	37	vs. SMU	1952
3.	36	vs. TCU	1976
4.	35	vs. South Carolina	03/11/04
	35	at Illinois	12/08/07
	35	vs. Cincinnati	12/09/95
	35	vs. Rice	1957
8.	33	vs. Ole Miss	01/09/99
	33	vs. Texas	03/10/91
10.	32	at Missouri	02/18/20
	32	at Mississippi State	02/27/02
	32	vs. Ole Miss	02/02/00
	32	vs. Vanderbilt	01/20/93
	32	vs. Florida State	01/18/89

Season

1.	789	(39 games)	1994-95
2.	775	(38 games)	1990-91
3.	740	(36 games)	2016-17
4.	728	(33 games)	1986-87
5.	708	(34 games)	1993-94
6.	707	(31 games)	1992-93
7.	706	(34 games)	2013-14
8.	705	(34 games)	1999-00
9.	701	(35 games)	2017-18
10.	694	(36 games)	2022-23
	694	(34 games)	2018-19

SEC Game

1.	33	vs. Ole Miss	01/09/99
2.	32	at Missouri	02/18/20
	32	at Mississippi State	02/27/02
	32	vs. Ole Miss	02/02/00
	32	at Vanderbilt	01/20/93
6.	31	at Kentucky	01/07/17
7.	30	at Auburn	02/10/15
	30	vs. Ole Miss	01/31/01
	30	vs. Alabama	01/19/00
	30	vs. LSU	01/26/00
	30	at Alabama	02/13/93

SEC Season

1.	390	(18 games)	2014
2.	386	(18 games)	2020
3.	377	(18 games)	2018
4.	378	(18 games)	2017
5.	367	(18 games)	2013
6.	364	(16 games)	1993
7.	360	(18 games)	2023
	361	(18 games)	2019
	361	(16 games)	2002
10.	355	(18 games)	2024

TURNOVERS

Game			
1.	32	vs. Providence	11/16/07
	32	vs. Grambling	11/28/86
3.	31	vs. Alcorn State	12/02/95
4.	29	at Missouri	12/07/96
	29	vs. Mercer	01/05/83
	29	vs. Southern Miss	1981
7.	28	vs. Auburn	02/05/00
	28	vs. Cincinnati	12/09/950
	28	vs. Southeast Missouri State	12/17/92
10.	27	Four times	

Season

1.	633	(39 games)	1994-95
2.	575	(38 games)	1990-91
3.	563	(33 games)	1986-87
4.	560	(36 games)	1977-78
5.	558	(33 games)	1995-96
6.	548	(33 games)	1997-98
7.	539	(34 games)	1993-94
8.	538	(35 games)	1984-85
9.	532	(35 games)	2006-07
10.	531	(35 games)	2007-08

SEC Game

1.	28	vs. Auburn	02/05/00
2.	27	vs. LSU	02/17/01
3.	25	at South Carolina	02/21/09
	25	vs. Alabama	01/24/98
	25	vs. Kentucky	01/26/97
	25	vs. Ole Miss	01/02/97
	25	vs. Kentucky	03/09/96
8.	24	vs. Tennessee	02/24/07
	24	at Auburn	03/5/05
	24	at Ole Miss	01/25/03
	24	at Ole Miss	01/29/97
	24	vs. Kentucky	02/11/96
	24	vs. Ole Miss	01/05/94

SEC Season

1.	258	(16 games)	2003
2.	256	(16 games)	2007
3.	252	(16 games)	1998
4.	251	(16 games)	2001
5.	248	(16 games)	1995
6.	244	(16 games)	1996
7.	241	(16 games)	1994
8.	239	(16 games)	1997
9.	236	(16 games)	1999
10.	235	(18 games)	2019

% NCAA Record || * Led the NCAA | # Led the SEC



TEAM SEASON STATS BY YEAR

RAZORBACKS

Season	'51-52	'52-53	'53-54	'54-55	'55-56	'56-57	'57-58	'58-59	'59-60	'60-61	'61-62	'62-63	'63-64	'64-65	'65-66	'66-67	'67-68	'68-69	'69-70	'70-71	'71-72
Games	24	21	23	24	24	24	27	24	24	23	24	24	23	23	23	24	24	24	24	26	26
Tot. Pts.	1187	1382	1496	1727	1616	755	1628	1491	1706	1738	1730	1734	1675	1730	1727	1388	1716	1601	1724	2245	2301
Avg. Pts.	49.4	65.8	65.0	72.0	67.3	62.9	60.3	62.1	71.1	75.6	72.1	72.3	72.4	75.2	75.1	60.3	71.5	66.7	71.8	86.3	88.5
FG	435	484	505	565	571	541	625	571	599	655	614	650	647	649	658	530	638	621	699	831	840
FGA	1331	1558	1605	1579	1642	1749	1835	1572	1559	1497	1576	1556	1560	1471	1509	1188	1436	1415	1597	1754	1830
FG Pct.	.326	.311	.314	.358	.347	.309	.341	.363	.384	.437	.390	.418	.415	.441	.436	.446	.444	.439	.438	.474	.459
3-Pt. FG	--	--	--	--	--	--	--	--	--	--	--	--	--	--	--	--	--	--	--	--	--
3-Pt. Att.	--	--	--	--	--	--	--	--	--	--	--	--	--	--	--	--	--	--	--	--	--
3-Pt. Pct.	--	--	--	--	--	--	--	--	--	--	--	--	--	--	--	--	--	--	--	--	--
FT	317	414	486	597	474	469	378	349	508	428	502	434	381	432	411	328	440	359	334	583	621
FTA	547	656	755	867	715	717	598	538	684	574	647	582	524	578	548	457	597	539	488	820	882
FT Pct.	.579	.632	.643	.689	.663	.654	.632	.648	.743	.745	.776	.746	.727	.747	.750	.718	.737	.666	.700	.711	.704
Rebounds	--	924	872	1050	1147	1225	1228	1095	1117	1043	1092	1056	999	954	1010	746	952	916	934	1091	1236
Reb. Avg.	--	44.0	37.9	43.8	47.8	51.0	45.5	45.6	46.5	45.3	45.5	44.0	43.4	41.5	43.9	32.4	39.7	38.2	38.9	42.0	47.5
Assists	--	--	--	--	--	--	--	--	--	--	--	--	--	--	--	--	--	--	--	--	--
Steals	--	--	--	--	--	--	--	--	--	--	--	--	--	--	--	--	--	--	--	--	--
Blocks	--	--	--	--	--	--	--	--	--	--	--	--	--	--	--	--	--	--	--	--	--
Turnovers	--	--	--	--	--	--	--	--	--	--	--	--	--	--	--	--	--	--	--	--	--
Fouls	577	518	618	517	376	483	530	444	486	476	535	507	520	455	434	383	481	470	465	528	576

OPPONENTS

Season	'51-52	'52-53	'53-54	'54-55	'55-56	'56-57	'57-58	'58-59	'59-60	'60-61	'61-62	'62-63	'63-64	'64-65	'65-66	'66-67	'67-68	'68-69	'69-70	'70-71	'71-72
Tot. Pts.	1275	1322	1432	1715	1551	788	1580	1535	1676	1597	1665	1686	1732	1725	1631	1511	1760	1600	1836	2344	2328
Avg. Pts.	53.1	62.9	62.3	71.4	64.6	65.6	58.5	63.9	69.8	69.5	69.4	70.3	75.3	75.0	71.0	65.7	73.3	66.7	76.5	90.2	89.5
FG	460	401	414	548	558	528	532	568	593	570	578	597	620	652	611	578	641	578	693	927	901
FGA	1363	1187	1269	1463	1478	1364	1500	1425	1482	1347	1430	1460	1448	1446	1407	1251	1468	1260	1540	1873	1861
FG Pct.	.336	.337	.326	.374	.377	.387	.354	.398	.400	.423	.404	.409	.428	.451	.434	.462	.443	.459	.450	.495	.484
3-Pt. FG	--	--	--	--	--	--	--	--	--	--	--	--	--	--	--	--	--	--	--	--	--
3-Pt. Att.	--	--	--	--	--	--	--	--	--	--	--	--	--	--	--	--	--	--	--	--	--
3-Pt. Pct.	--	--	--	--	--	--	--	--	--	--	--	--	--	--	--	--	--	--	--	--	--
FT	355	520	604	619	435	523	516	399	490	457	509	492	492	421	409	355	458	444	440	491	526
FTA	571	796	953	889	633	793	753	591	703	666	716	700	696	602	573	495	639	625	610	686	787
FT Pct.	.622	.653	.634	.695	.687	.659	.685	.675	.697	.686	.712	.703	.707	.699	.714	.717	.717	.710	.738	.716	.668
Rebounds	--	803	844	939	1012	1051	1090	1031	1064	931	1035	1089	1086	975	1014	838	979	879	1109	120	1236
Reb. Avg.	--	38.2	36.7	39.1	42.2	43.8	40.4	43.0	44.3	40.5	43.1	45.4	47.2	42.4	44.1	34.9	40.8	36.6	46.2	46.6	47.5
Assists	--	--	--	--	--	--	--	--	--	--	--	--	--	--	--	--	--	--	--	--	--
Steals	--	--	--	--	--	--	--	--	--	--	--	--	--	--	--	--	--	--	--	--	--
Blocks	--	--	--	--	--	--	--	--	--	--	--	--	--	--	--	--	--	--	--	--	--
Turnovers	--	--	--	--	--	--	--	--	--	--	--	--	--	--	--	--	--	--	--	--	--
Fouls	513	438	500	508	432	430	458	406	478	400	482	424	413	428	438	384	467	425	391	630	620



The 2020-21 Arkansas Razorbacks finished runner-up in the SEC, advanced to the NCAA Elite 8 and finished among the nation's top 10 for the first time since 1995.



RAZORBACKS

Season	'72-73	'73-74	'74-75	'75-76	'76-77	'77-78	'78-79	'79-80	'80-81	'81-82	'82-83	'83-84	'84-85	'85-86	'86-87	'87-88	'88-89	'89-90	'90-91	'91-92	'93-94	'92-93
Games	26	26	26	28	28	36	30	29	32	29	30	32	35	28	33	30	32	35	38	34	34	31
Tot. Pts.	2173	2212	1911	2239	2073	2705	2238	1938	2199	2054	2171	2154	2284	1955	2578	2264	2870	3345	3783*	3053	3176	2695
Avg. Pts.	83.5	85.1	73.5	80.0	74.0	75.1	74.6	66.8	68.7	70.8	72.4	67.3	65.3	69.8	78.1	75.5	89.7	95.6	99.6	89.8	93.4	86.9
FG	850	913	807	910	849	1060	849	750	850	806	833	831	899	754	908	839	1071	1229	1414	1128	1154	995
FGA	1749	2014	1524	1715	1558	1943	1587	1486	1629	1510	1586	1547	1744	1644	1997	1734	2172	2440	2820	2275	2363	2039
FG Pct.	.486	.453	.530	.531	*.545	*.546	.535	.505	.522	.534	.525	.537	.515	.459	.455	.484	.493	.504	.501	.496	.488	.488
3-Pt. FG	--	--	--	--	--	--	--	--	--	--	--	--	--	--	146	119	141	197	242	193	301*	210
3-Pt. Att.	--	--	--	--	--	--	--	--	--	--	--	--	--	--	410	328	387	500	633	516	777	532
3-Pt. Pct.	--	--	--	--	--	--	--	--	--	--	--	--	--	--	.356	.363	.354	.394	.382	.374	.387	.395
FT	473	383	297	419	375	585	540	438	499	442	505	492	486	447	616	467	587	690	713	604	567	495
FTA	689	557	417	581	577	781	753	610	722	657	799	732	750	673	892	696	868	942	975	815	834	721
FT Pct.	.687	.688	.712	.721	.650	.749	.717	.718	.691	.673	.632	.672	.648	.664	.691	.671	.676	.732	.731	.741	.680	.687
Rebounds	1193	1352	931	1118	1031	1242	1133	895	1021	862	998	992	1021	977	1261	1077	1231	1296	1540	1319	1416	1065
Reb. Avg.	45.9	52.0	35.8	39.9	36.8	34.5	37.8	30.9	31.9	29.7	33.3	31.0	29.2	34.9	38.2	35.9	38.5	37.0	40.5	38.8	41.6	34.4
Assists	--	--	269	NA	270	425	404	340	386	448	385	463	518	361	434	407	570	667	819	674	687*	582
Steals	--	--	NA	NA	169	245	143	194	249	247	277	236	232	198	313	271	372	388	467*	358	352	352
Blocks	--	--	--	--	--	147	97	76	95	64	38	55	67	114	142	139	147	172	229	170	129	97
Turnovers	--	--	NA	NA	438	560	459	404	479	431	519	525	538	431	563	433	463	455	575	500	539	451
Fouls	478	465	483	584	507	572	557	553	592	524	556	598	683	656	728	586	654	688	775	614	708	707

OPPONENTS

Season	'72-73	'73-74	'74-75	'75-76	'76-77	'77-78	'78-79	'79-80	'80-81	'81-82	'82-83	'83-84	'84-85	'85-86	'86-87	'87-88	'88-89	'89-90	'90-91	'91-92	'93-94	'92-93
Tot. Pts.	2055	2315	1707	1901	1701	2218	1878	1745	1913	1770	1836	1886	2158	1983	2434	1946	2414	2792	3054	2613	2569	2403
Avg. Pts.	79.0	89.0	65.7	67.9	60.8	61.6	62.6	60.2	59.8	61.0	61.2	58.9	61.7	70.8	73.8	64.9	75.4	79.8	80.4	76.9	75.6	77.5
FG	877	1023	693	771	707	942	757	678	767	724	765	752	845	739	886	693	875	1016	1146	959	898	838
FGA	1942	2162	1532	1698	1669	2195	1743	1442	1663	1519	1559	1557	1717	1580	2005	1626	1969	2252	2558	2124	2234	1856
FG Pct.	.452	.473	.452	.454	.424	.429	.434	.470	.461	.477	.491	.483	.492	.468	.442	.426	.444	.451	.448	.452	.402	.452
3-Pt. FG	--	--	--	--	--	--	--	--	--	--	--	--	--	--	106	136	150	190	184	233	217	190
3-Pt. Att.	--	--	--	--	--	--	--	--	--	--	--	--	--	--	314	338	442	472	511	519	732	510
3-Pt. Pct.	--	--	--	--	--	--	--	--	--	--	--	--	--	--	.338	.402	.339	.403	.360	.409	.296	.373
FT	301	269	321	359	287	334	364	389	379	323	306	382	468	505	556	424	514	570	578	462	556	537
FTA	448	398	459	542	423	486	523	563	569	464	495	555	676	761	849	628	753	807	895	707	817	843
FT Pct.	.672	.676	.699	.662	.678	.687	.696	.691	.666	.696	.618	.688	.692	.664	.655	.675	.683	.706	.646	.653	.681	.637
Rebounds	1128	1188	808	878	865	1109	884	839	928	852	820	784	962	1022	1279	989	1246	1399	1554	1196	1377	1270
Reb. Avg.	43.4	45.7	31.1	31.4	30.9	30.8	29.5	28.9	29.0	29.4	27.3	24.5	27.5	36.5	38.8	33.0	38.9	40.0	40.9	35.2	40.5	41.0
Assists	--	--	195	NA	NA	358	300	285	339	310	345	379	450	403	500	358	505	536	592	550	481	482
Steals	--	--	NA	NA	NA	182	144	151	166	186	207	196	197	153	248	164	194	208	257	207	236	185
Blocks	--	--	--	--	--	60	52	62	80	68	92	78	82	71	64	57	76	88	91	119	101	86
Turnovers	--	--	NA	NA	NA	501	342	400	486	514	574	486	541	427	596	525	689	724	854	645	725	680
Fouls	694	544	482	569	543	724	679	605	661	586	676	692	723	612	743	630	725	739	769	659	685	639



The 2021-22 Arkansas Razorbacks returned to the Elite 8, thanks to a win over #1 Gonzaga in the Sweet 16, and was ranked 8th in the final coaches poll.



ARKANSAS RAZORBACKS

TEAM SEASON STATS BY YEAR

RAZORBACKS

Season	'94-95	'95-96	'96-97	'97-98	'98-99	'99-00	'00-01	'01-02	'02-03	'03-04	'04-05	'05-06	'06-07	'07-08	'08-09	'09-10	'10-11	'11-12	'12-13	'13-14	'14-15	'15-16
Games	39	33	32	33	34	34	31	29	28	28	30	32	35	35	30	32	31	32	32	34	36	32
Tot. Pts.	* 3416	2560	2527	2716	2675	2529	2476	2171	1726	1928	2147	2359	2487	2593	2238	2391	2191	2299	2358	2723	2787	2501
Avg. Pts.	87.6	77.6	79.0	82.3	78.7	74.4	79.9	74.9	61.6	68.9	71.6	73.7	71.1	74.1	74.6	74.7	70.7	71.8	73.7	80.1	77.4	78.2
FG	1223	947	919	984	980	931	881	775	611	678	773	841	881	936	797	829	756	808	852	928	978	883
FGA	2634	2143	2078	2208	2206	2168	1990	1777	1556	1629	1692	1837	1910	2001	1821	1859	1734	1860	1960	2105	2196	1992
FG Pct.	.464	.442	.442	.446	.444	.429	.443	.436	.393	.416	.457	.458	.461	.468	.438	.446	.436	.434	.435	.441	.445	.443
3-Pt. FG	*361	190	274	237	*296	292	273	232	170	180	182	179	212	207	202	201	204	205	192	253	238	216
3-Pt. Att.	917	586	736	671	808	832	741	694	548	573	489	533	613	607	608	579	563	580	639	698	681	544
3-Pt. Pct.	.394	.324	.372	.353	.366	.351	.368	.334	.310	.314	.372	.336	.346	.341	.332	.347	.362	.353	.300	.362	.349	.397
FT	609	476	415	511	419	375	441	389	334	392	419	498	513	514	442	532	475	478	462	614	593	519
FTA	902	763	611	788	632	622	639	598	548	577	632	720	730	758	679	782	683	692	687	846	819	748
FT Pct.	.675	.624	.679	.648	.663	.603	.690	.651	.609	.679	.663	.692	.703	.678	.651	.680	.695	.691	.672	.726	.724	.694
Rebounds	1528	1314	1155	1306	1266	1159	1100	930	1063	967	1022	1118	1234	1274	1129	1103	1063	1082	1120	1222	1290	1186
Reb. Avg.	39.2	39.8	36.1	39.6	37.2	34.1	35.5	32.1	38.0	34.5	34.1	34.9	35.3	36.4	37.6	34.5	34.3	33.8	35.0	35.9	35.8	37.1
Assists	* 721	501	509	526	563	458	476	445	275	363	435	495	521	505	390	440	373	436	475	521	579	520
Steals	* 445	300	318	356	332	379	365	305	181	220	262	266	240	241	227	232	225	265	295	287	277	236
Blocks	129	147	124	158	147	120	124	99	99	108	156	194	221	182	86	130	182	160	159	189	168	165
Turnovers	633	558	494	548	494	494	451	413	467	386	427	428	532	531	419	439	411	415	372	392	430	357
Fouls	789	678	638	680	633	705	654	654	588	555	555	541	612	662	521	598	561	618	649	706	684	687

OPPONENTS

Season	'94-95	'95-96	'96-97	'97-98	'98-99	'99-00	'00-01	'01-02	'02-03	'03-04	'04-05	'05-06	'06-07	'07-08	'08-09	'09-10	'10-11	'11-12	'12-13	'13-14	'14-15	'15-16
Tot. Pts.	3115	2442	2281	2389	2443	2372	2132	2108	1863	1921	1885	2076	2311	2392	2213	2366	2069	2231	2203	2425	2525	2390
Avg. Pts.	79.9	74.0	71.3	72.4	71.9	69.8	68.8	72.7	66.5	68.6	62.8	64.9	66.0	68.3	73.8	73.9	66.7	69.7	68.8	71.3	70.1	74.7
FG	1094	832	801	844	858	799	712	676	618	664	653	752	826	838	796	825	747	793	747	809	869	803
FGA	2503	2074	1886	2010	2056	1873	1763	1591	1475	1529	1591	1806	2009	1967	1791	1910	1813	1827	1726	1983	2031	1844
FG Pct.	.437	.401	.425	.420	.417	.427	.404	.425	.419	.434	.410	.416	.411	.426	.444	.432	.412	.434	.433	.408	.428	.435
3-Pt. FG	312	199	214	220	250	206	180	190	160	180	162	212	225	228	244	233	160	190	203	213	223	231
3-Pt. Att.	858	696	568	619	705	570	590	570	482	531	524	558	683	680	661	626	508	585	566	615	634	644
3-Pt. Pct.	.364	.315	.342	.355	.355	.361	.305	.333	.332	.339	.309	.380	.329	.335	.369	.372	.315	.325	.359	.346	.352	.359
FT	615	559	485	481	477	568	528	566	467	413	417	360	434	488	377	483	415	455	506	594	564	553
FTA	914	838	742	736	721	834	794	810	686	622	630	543	620	700	568	668	571	673	766	852	789	790
FT Pct.	.673	.667	.654	.654	.662	.681	.665	.699	.681	.664	.662	.663	.700	.697	.664	.723	.727	.676	.661	.697	.715	.700
Rebounds	1582	1362	1279	1325	1370	1374	1278	1182	911	1028	995	1111	1148	1127	1079	1187	1153	1204	1201	1340	1281	1187
Reb. Avg.	40.6	41.3	40.0	40.2	40.3	40.4	41.2	40.8	32.5	36.7	33.2	34.7	32.8	32.2	36.0	37.1	37.2	37.6	37.5	39.4	35.6	37.1
Assists	631	490	449	459	493	449	371	384	323	384	354	380	434	443	479	415	369	403	385	391	448	447
Steals	276	275	208	218	197	214	190	168	209	162	199	209	269	234	187	212	184	178	168	185	206	165
Blocks	128	109	78	112	111	97	106	91	109	93	81	120	117	138	150	148	145	153	125	105	104	140
Turnovers	785	650	663	749	618	720	666	571	372	463	508	536	487	517	455	469	446	519	561	579	567	457
Fouls	790	673	581	668	617	623	596	552	509	531	537	617	645	669	575	654	579	593	587	689	696	659

* Led NCAA || ** All-Time NCAA Record

RAZORBACKS

Season	'16-17	'17-18	'18-19	'19-20	'20-21	'21-22	'22-23	'23-24
Games	36	35	34	32	32	37	36	33
Tot. Pts.	2855	2819	2559	2426	2604	2810	2666	2566
Avg. Pts.	79.3	80.5	75.3	75.8	81.4	75.9	74.1	77.8
FG	997	1005	893	808	935	972	961	859
FGA	2166	2119	2004	1825	2071	2241	2063	1898
FG Pct.	.460	.474	.446	.443	.451	.434	.466	.453
3-Pt. FG	233	269	259	243	233	233	179	199
3-Pt. Att.	638	679	751	728	703	767	572	625
3-Pt. Pct.	.365	.396	.345	.334	.332	.304	.313	.318
FT	628	540	514	567	501	633	565	649
FTA	825	793	769	776	677	833	810	859
FT Pct.	.761	.681	.668	.731	.740	.760	.698	.756
Rebounds	1297	1207	1143	1009	1271	1399	1272	1139
Reb. Avg.	36.0	34.5	33.6	31.5	39.7	37.8	35.3	34.5
Assists	501	501	543	381	466	512	462	387
Steals	278	218	276	253	251	281	302	198
Blocks	172	163	172	125	158	153	182	201
Turnovers	428	381	450	368	412	452	458	395
Fouls	740	701	694	638	540	624	694	655

OPPONENTS

Season	'16-17	'17-18	'18-19	'19-20	'20-21	'21-22	'22-23	'23-24
Tot. Pts.	2659	2647	2458	2228	2264	2527	2446	2633
Avg. Pts.	73.9	75.6	72.3	69.6	70.8	68.3	67.9	79.8
FG	901	872	817	773	813	880	847	909
FGA	2158	2028	1929	1808	1956	2135	1996	2039
FG Pct.	.418	.430	.424	.428	.416	.412	.424	.446
3-Pt. FG	263	301	270	164	248	269	189	236
3-Pt. Att.	792	844	811	602	737	829	608	696
3-Pt. Pct.	.332	.375	.333	.272	.337	.324	.311	.339
FT	594	602	554	518	390	498	563	649
FTA	843	828	804	739	568	681	788	859
FT Pct.	.705	.727	.689	.701	.687	.731	.714	.756
Rebounds	1320	1263	1298	1227	1144	1291	1189	1199
Reb. Avg.	36.7	36.1	38.2	38.3	35.8	34.9	33.0	36.3
Assists	453	477	441	324	393	464	382	427
Steals	278	167	212	160	209	244	241	198



Lee Mayberry set the program record for games played with 139 and also made a record 96 straight starts along the way.

Individual

Consecutive Games Started

96, Lee Mayberry (11/27/88 - 02/23/91)

Most Games Played in a Career

139, Lee Mayberry (89-92)

Consecutive Free Throws Made

48, Rickey Medlock (12/21/74 - 03/04/75, 20 games)

Consecutive Games with a 3-Point Field Goal

60, Pat Bradley (1997-98)

Most Points in Consecutive Games

82, Martin Terry
^ 35 at TCU (02/20/73)
^ 47 vs. SMU (02/24/73)

Most Points in Three Consecutive Games

112, Khalif Battle
^ 43 vs Missouri (02/24/24)
^ 36 vs Vanderbilt (02/27/24)
^ 34 at UK (03/2/24)

Most Points in Four Consecutive Games

141, Khalif Battle
^ 43 vs Missouri (02/24/24), 36 vs Vanderbilt (02/27/24)
^ 34 at Kentucky (03/02/24), 29 vs LSU (03/06/24)

Double-Doubles in a Career

42, Dean Tolson (1972-74)
36, Joe Kleine (1983-85)
34, Derek Hood (1996-99)

Double-Doubles in a Season

18, Derek Hood (1999)
16, Jaylin Williams (2022); Moses Kingsley (2016)
Dean Tolson (1974)
15, Joe Kleine (1984); Dean Tolson (1973)

Consecutive Double-Doubles

9, Dean Tolson (02/02/74 - 03/02/74)
7, Jaylin Williams (02/08/22 - 03/02/22)
6, Derek Hood (02/20/99 - 03/07/99)

Triple-Doubles

Alvin Robertson
23 pts, 11 rebs, 10 ast at Texas - W, 70-66 (01/19/84)
Courtney Fortson
20 pts, 10 rebs, 11 ast vs. NC Central - W, 98-70 (12/10/08)

Team

All-Time Record

1,799-1,014 (.640), 101 seasons

All-Time Conference Record

875-590 (.597)

All-Time SEC Record

290-261 (.526), 33 seasons

All-Time SWC Record

585-329 (.640), 68 seasons

All-Time Conference Tournament Record

54-41 (.568)

All-Time SEC Tournament Record

31-31 (.500)

All-Time SWC Tournament Record

23-10 (.697)

All-Time NCAA Tournament Record

50-35 (.588)

All-Time Record as a Ranked Team

Overall: 441-131 (.771)
Home: 204-18 (.919)
Away: 110-60 (.647)
Neutral: 127-54 (.702)

All-Time Record as a AP Top 10 Ranked Team

Overall: 201-48 (.810)
Home: 83-5 (.943)
Away: 53-21 (.716)
Neutral: 67-22 (.753)

All-Time Record as a AP Top Five Team

Overall: 109-23 (.826)
Home: 47-2 (.959)
Away: 28-13 (.683)
Neutral: 34-8 (.810)

All-Time Record as the AP No. 1-Ranked Team

Overall: 16-4 (.800)
Home: 8-0 (1.000)
Away: 6-2 (.750)
Neutral: 2-2 (.500)

All-Time Record vs. Ranked Teams

Overall: 114-175 (.394)
Home: 58-40 (.592)
Away: 16-69 (.188)
Neutral: 40-66 (.345)

All-Time Record vs. AP Top 10 Teams

Overall: 38-86 (.306)
Home: 22-14 (.611)
Away: 5-33 (.132)
Neutral: 11-37 (.229)

All-Time Record vs. AP Top Five Teams

Overall: 19-52 (.268)
Home: 12-9 (.571)
Away: 1-21 (.045)
Neutral: 6-24 (.200)

All-Time Record vs. AP No. 1 Ranked Teams

Overall: 3-11 (.214)
Home: 1-2 (.333)
Away: 0-2 (.000)
Neutral: 2-7 (.222)

All-Time Record in AP Top 25 Matchups

Overall: 48-51 (.485)
Home: 18-5 (.750)
Away: 4-16 (.200)
Neutral: 26-30 (.464)

Barnhill Arena All-Time Record

304-94 (.764)

Bud Walton Arena All-Time Record

430-100 (.811)

"Home" Neutral Games at:

Blytheville: 2-0 (1.000)
El Dorado: 1-0 (1.000)
Fort Smith: 2-0 (1.000)
Jonesboro: 1-0 (1.000)
Little Rock: 79-21 (.790)
Marion: 1-0 (1.000)
North Little Rock: 18-10 (.643)
Pine Bluff: 28-2 (.933)

Consecutive Winning Seasons

26 (1924-49)

Consecutive Non-Losing Seasons

28 (1924-51)

Consecutive Season-Opening Wins

25 (1924-48)

Longest Winning Streak

31 Games (1927-29)

Consecutive Conference Wins

21 (1926-29)

Consecutive Conference Losses

9 (1970-71)

Fewest Wins

5 (69-70, 70-71)

Fewest Losses

1 (27-28, 28-29)

Fewest Points

519 (16 games 1926-27)
643 (20 games or more 1929-30)

Greatest Scoring Margin

19.2 (90-91)

Lowest Scoring Average

28.0 (29-30, 643 in 23 games)

Worst Winning Percentage

.192 (5 wins 21 losses, 1970-71)

Most Points Allowed

3115 (1994-95; 39 games)

Fewest Points Allowed

374 (16 games; 1926-27)
448 (20 games or more 1925-26)

Longest Losing Streak

10 games (1970-71)

Fewest Personal Fouls

434 (1965-66)

Fewest Rebounds

862 (1981-82)

Smallest Margin of Victory

73 one-point games
(Last game 72-71 vs Kansas, 03/18/23)

Smallest Margin of Defeat

66 one-point games
(Last game 68-67 at Alabama, 02/12/22)

Most Points in a Loss

110 vs. Baylor (111) OT, 03/2/71

All-Time Overtime Record

71-60 (.542) in all OT games
- 62-57 (.521) in single OT
- 9-2 (.818) in double OT
- 0-1 (.000) in triple OT

Last OT Game

Arkansas (90) vs Vanderbilt (85), 03/13/24

Last 2 OT Game

Arkansas (77) vs Stanford (74), 11/22/23

Last 3 OT Game

Arkansas (84) at Houston (90), 2/9/80

Most OT Games in a Season

5, 2x, last in 2015-16 (2 wins, 3 losses)

Most Points Opponent Floor

117 (Arkansas 117, Auburn 105, 1/15/94)

Most Points Neutral Floor

120 (Arkansas 120, Texas 89, 3/10/91; Arkansas 120, Loyola-Marymount 101, 3/16/89)

Most Points 1st Half

78 vs. US International, 12/9/89

Most Points 2nd Half

88 vs. US International, 12/9/89

Most Points in OT

19 vs. LSU (106-92), 3/3/92; Arkansas 19, LSU 5

Fewest Points in OT

3 at Ga Tech (62-61), 11/25/19; Arkansas 3, Ga Tech 2

Fewest Points, Both Teams

28 (SMU 17, Arkansas 11 in 1923)

Fewest Points Allowed

6 (Arkansas 64, Fort Smith National Guard 6 in 1925)

Modern Record for Fewest Points Allowed (since 1935)

14 (Arkansas 39, Baylor 14 in 1936)



ARKANSAS SEC TOURNAMENT HISTORY

1992

BJCC Coliseum • Birmingham, Ala.

vs Georgia 2nd Rd W 73 60
vs Alabama Semi L 89 90

1993

Rupp Arena • Lexington, Ky.

vs Georgia 2nd Rd W 65 60
vs Kentucky Semi L 82 92

1994

The Pyramid • Memphis, Tenn.

vs Georgia 2nd Rd W 95 83
vs Kentucky Semi L 78 90

1995

Georgia Dome • Atlanta, Ga.

vs Vanderbilt 2nd Rd W 73 72
vs Alabama Semi W 69 58
vs Kentucky Final (OT) L 94 95

1996

Louisiana Superdome • New Orleans, La.

vs South Carolina 2nd Rd W 80 58
vs Kentucky Semi L 75 95

1997

The Pyramid • Memphis, Tenn.

vs Georgia 2nd Rd L 63 65

1998

Georgia Dome • Atlanta, Ga.

vs Tennessee 2nd Rd W 102 96
vs Kentucky Semi L 74 99

1999

Georgia Dome • Atlanta, Ga.

vs Florida 2nd Rd W 75 74
vs Mississippi State Semi (OT) W 84 79
vs Kentucky Final L 63 76

2000

Georgia Dome • Atlanta, Ga.

vs Georgia 1st Rd W 71 64
vs Kentucky 2nd Rd W 86 72
vs LSU Semi W 69 67
vs Auburn Final W 75 67

2001

Bridgestone Arena • Nashville, Tenn.

vs LSU 2nd Rd W 77 72
vs Kentucky Semi L 78 87

2002

Georgia Dome • Atlanta, Ga.

vs Tennessee 1st Rd L 61 68

2003

Louisiana Superdome • New Orleans, La.

vs LSU 1st Rd L 56 85

2004

Georgia Dome • Atlanta, Ga.

vs South Carolina 1st Rd L 81 91

2005

Georgia Dome • Atlanta, Ga.

vs Tennessee 1st Rd L 46 65

2006

Bridgestone Arena • Nashville, Tenn.

vs Georgia 1st Rd W 80 67
vs Florida 2nd Rd L 71 74

2007

Georgia Dome • Atlanta, Ga.

vs South Carolina 1st Rd W 82 52
vs Vanderbilt 2nd Rd W 72 71
vs Mississippi State Semi W 81 72
vs Florida Final L 56 77

2008

**Georgia Dome & GA Tech's Alexander Coliseum
Atlanta, Ga.**

vs Vanderbilt (GD) 2nd Rd W 81 75
vs Tennessee (AC) Semi W 92 91
vs Georgia (AC) Final L 57 66

2009

% Amalie Arena • Tampa, Fla.

vs Florida 1st Rd L 58 73

2010

Bridgestone Arena • Nashville, Tenn.

vs Georgia 1st Rd L 64 77

2011

Georgia Dome • Atlanta, Ga.

vs Tennessee 1st Rd L 68 74

2012

New Orleans Arena • New Orleans, La.

vs LSU 1st Rd L 54 70

2013

Bridgestone Arena • Nashville, Tenn.

vs Vanderbilt 2nd Rd L 72 75

2014

Georgia Dome • Atlanta, Ga.

vs South Carolina 2nd Rd L 69 71

2015

Bridgestone Arena • Nashville, Tenn.

vs Tennessee Quarter W 80 72
vs Georgia Semi W 60 49
vs Kentucky Final L 63 78

2016

Bridgestone Arena • Nashville, Tenn.

vs Florida 2nd Rd L 61 68

2017

Bridgestone Arena • Nashville, Tenn.

vs Ole Miss Quarter W 73 72
vs Vanderbilt Semi W 76 62
vs Kentucky Final L 65 82

2018

Scotttrade Center • St. Louis Mo.

vs South Carolina 2nd Rd W 69 64
vs Florida Quarter W 80 72
vs Tennessee Semi L 66 84

2019

Bridgestone Arena • Nashville, Tenn.

vs Florida 2nd Rd W 50 66

2020

Bridgestone Arena • Nashville, Tenn.

vs Vanderbilt 1st Rd W 86 73
vs South Carolina 2nd Rd Canceled

2021

Bridgestone Arena • Nashville, Tenn.

vs Missouri Quarter W 70 64
vs LSU Semi L 71 78

2022

Amalie Arena • Tampa, Fla.

vs LSU Quarter W 79 67
vs Texas A&M Semi L 64 821

2023

Bridgestone Arena • Nashville, Tenn.

vs Auburn 2nd Rd W 76 73
vs Texas A&M Quarter L 61 67

2024

Bridgestone Arena • Nashville, Tenn.

vs Vanderbilt 1st Rd (OT) W 90 85
vs South Carolina 2nd Rd L 66 80

ARKANSAS RECORD BY ROUND AT SEC TOURNEY (31-31)

Round	Record
First Round	5-10
Second Round	2-3
Quarterfinals	16-3
Semifinals	7-9
Finals	1-6

ARKANSAS RECORD BY OPPONENT AT SEC TOURNEY

Opponent	Record	Last Meeting
Alabama	1-1	1995, W, 69-58 (Semi)
Auburn	2-0	2022, W, 76-73 (2nd)
Florida	2-5	2019, L, 66-50 (2nd)
Georgia	6-3	2015, W, 60-49 (Semi)
Kentucky	1-9	2017, L, 82-65 (Final)
LSU	3-3	2022, W, 79-67 (Semi)
Ole Miss	1-0	2017, W, 73-72 (Quarter)
Mississippi State	2-0	2007, W, 81-72 (Semi)
Missouri	1-0	2021, W, 70-64 (Quarter)
South Carolina	3-3	2024, L, 80-66 (2nd)
Tennessee	3-4	2018, L, 84-66 (Semi)
Texas A&M	0-2	2023, L 67-61 (Quarter)
Vanderbilt	6-1	2024, W 90-85 OT (1st)

Arena Notes:

- Bridgestone Arena
^ called Gaylord Entertainment Center (1999-2007)
% - Amalie Arena
^ called St. Pete Times Forum (2002-12)



Razorbacks Named SEC All-Tournament

Todd Day, G	1992
Brandon Dean, G	2000 *
Derek Hood, F	1999
Joe Johnson, G/F	2000 & 2001
Daryl Macon, G	2017
Michael Qualls, G	2015
Kareem Reid, G	1999
Charles Thomas, F	2008
Scotty Thurman, F	1995
Darian Townes, F	2008
Sonny Weems, F	2007
Corliss Williamson, F	1994 & 1995

* - named MVP

Razorback Coaches at SEC All-Tournament

Coach	No.	W-L	Pct.
Nolan Richardson	10	14-9	.609
Eric Musselman	4	4-3	.571
Stan Heath	5	4-5	.444
Mike Anderson	9	6-9	.400
John Pelphrey	4	2-4	.333



TEAM

Most Points Scored

1.	102	vs. Tennessee (W, 102-96)	03/06/98
2.	95	vs. Georgia (W, 95-83)	03/11/94
3.	93	vs. Kentucky (L, 95-94 OT)	03/12/95
4.	92	vs. Tennessee (W, 92-91)	03/15/08
5.	90	vs. Vanderbilt (W, 90-85 OT)	03/13/24

Fewest Points Allowed

1.	49	vs. Georgia (W, 60-49)	03/14/15
2.	52	vs. South Carolina (W, 82-52)	03/08/07
3.	58	vs. South Carolina (W, 80-58)	03/08/96
4.	58	vs. Alabama (W, 69-58)	03/11/95

Most FG Made

1.	36	vs. Alabama	03/14/92
2.	35	vs. Tennessee	03/06/98
	35	vs. Kentucky	03/12/95
	35	vs. Georgia	03/11/94

Most FG Attempts

1.	78	vs. Mississippi State	03/06/99
	78	vs. Kentucky	03/12/94
3.	77	vs. Alabama	03/14/92
4.	73	vs. Kentucky	03/12/95

Best FG Pct.

1.	.560	vs. Auburn (28-50)	03/09/23
2.	.552	vs. Tennessee (32-58)	03/15/08
3.	.530	vs. Georgia (35-66)	03/11/94
4.	.519	vs. South Carolina (27-52)	03/14/24

Most 3PT FG Made

1.	12	vs. Vanderbilt	03/11/20
2.	11	vs. Kentucky	03/10/01
	11	vs. Tennessee	03/06/98
	11	vs. Georgia	03/07/97
	11	vs. Kentucky	03/12/95

Most 3PT FG Attempts

1.	33	vs. Kentucky	03/07/99
2.	29	vs. Mississippi State	03/06/99
	29	vs. Florida	03/05/99
4.	28	vs. Vanderbilt	03/11/20
	28	vs. Kentucky	03/12/94

Best 3PT FG Pct.

1.	.500	vs. Georgia (11-22)	03/07/97
	.500	vs. Kentucky (10-20)	03/09/96
3.	.478	vs. Tennessee (11-23)	03/06/98
4.	.474	vs. South Carolina (9-19)	03/08/96

Most FT Made

1.	32	vs. Tennessee	03/13/15
2.	26	vs. South Carolina	03/11/04
3.	25	vs. LSU	03/11/22
	25	vs. Georgia	03/11/10

Most FT Attempts

1.	39	vs. Tennessee	03/13/25
2.	35	vs. Georgia	03/11/10
3.	34	vs. Vanderbilt	03/14/13
4.	33	vs. Kentucky	03/13/93

Best FT Pct.

1.	.905	vs. Kentucky (19-21)	03/10/01
2.	.900	vs. South Carolina (9-10)	03/14/24
3.	.885	vs. Vanderbilt (23-26)	03/13/24
	.885	vs. South Carolina (23-26)	03/08/18

Most Total Rebounds

1.	50	vs. Kentucky	03/12/94
2.	45	vs. Florida	03/10/16
	45	vs. Vanderbilt	03/14/08
	45	vs. Mississippi State	03/10/07

Most Offensive Rebounds (since 1997)

1.	22	vs. Vanderbilt	03/14/08
2.	21	vs. Mississippi State	03/10/07
3.	20	vs. Kentucky	03/7/99

Most Defensive Rebounds (since 1997)

1.	32	vs. Florida	03/10/16
2.	31	vs. Vanderbilt	03/11/17
3.	29	vs. Florida	03/09/18
	29	vs. South Carolina	03/8/07

Most Assists

1.	23	vs. Kentucky	03/12/95
2.	22	vs. Tennessee	03/06/98
3.	19	vs. South Carolina	03/08/96

Most Blocked Shots

1.	11	vs. Texas A&M	03/10/23
2.	10	vs. Mississippi State	03/10/07
3.	9	vs. Kentucky	03/09/96

Most Steals

1.	13	vs. Kentucky	03/10/00
	13	vs. Georgia	03/09/00
	13	vs. South Carolina	03/08/96
	13	vs. Vanderbilt	03/10/95
	13	vs. Kentucky	03/13/93
6.	12	3x, Last vs. LSU	03/11/00

Fewest Turnovers Committed

1.	4	vs. South Carolina	03/08/07
2.	6	vs. Florida	03/09/18
	6	vs. Auburn	03/12/00
	6	vs. Kentucky	03/10/00

Most Turnovers Committed

1.	25	vs. Kentucky	03/09/96
2.	20	vs. Missouri	03/12/21
3.	19	vs. Auburn	03/09/23

Most Turnovers Forced

1.	28	vs. Kentucky	03/13/93
2.	27	vs. Kentucky	03/10/00
3.	25	vs. LSU	03/11/00

Fewest Fouls Committed

1.	14	vs. Texas A&M	03/12/22
	14	vs. Auburn	03/12/00
3.	15	3x, Last vs. Ole Miss	03/10/17

Most Fouls Committed

1.	35	vs. South Carolina	03/11/04
2.	31	vs. Kentucky	03/10/01
3.	29	vs. LSU	03/09/01

INDIVIDUAL

Most Points

1.	39	Todd Day vs. Alabama	03/14/92
3.	33	Dusty Hannahs vs. Florida	03/10/16
3.	30	Corliss Williamson vs. Georgia	03/11/94
4.	28	Moses Moody vs. LSU	03/13/21

Most FG Made

1.	14	Todd Day vs. Alabama	03/14/92
2.	12	Dusty Hannahs vs. Florida	03/10/16
	12	Corliss Williamson vs. Georgia	03/11/94
4.	10	3x, Last Justin Smith vs. LSU	03/13/21

Most FG Attempts

1.	26	Todd Day vs. Alabama	03/14/92
2.	23	Dusty Hannahs vs. Florida	03/10/16
	23	Pat Bradley vs. Mississippi State	03/06/99
4.	21	Corliss Williamson	03/12/94

Best FG Pct. (minimum: 10 attempts)

1.	.818 (9-11)	Alonzo Lane vs. Georgia	3/9/20
2.	.800 (8-10)	Sunday Adebayo vs. Tennessee	03/06/98

Most 3PT Made

1.	7	Pat Bradley vs. South Carolina	03/08/96
2.	6	Pat Bradley vs. Tennessee	03/06/98
3.	5	Desi Sills vs. Vanderbilt	03/11/20
	5	Pat Bradley vs. Mississippi State	03/6/99
	5	Pat Bradley vs. Georgia	03/07/97
	5	Marlon Towns vs. Kentucky	03/09/96

Most 3PT Attempts

1.	14	Pat Bradley vs. Mississippi State	03/06/99
2.	13	Isaiah Joe vs. Vanderbilt	03/11/20
3.	12	Pat Bradley vs. Tennessee	03/6/98
	12	Pat Bradley vs. South Carolina	03/08/96

Best 3PT Pct. (minimum: 5 attempts)

1.	.833 (5-6)	Desi Sills vs. Vanderbilt	03/11/20
2.	.800 (4-5)	Brandon Dean vs. Kentucky	03/10/01
3.	.714 (5-7)	Marlon Towns vs. Kentucky	03/09/96

Most FT Made

1.	13	Khalif Battle vs. Vanderbilt	03/13/24
2.	10	J.D. Notae vs. LSU	03/11/22
	10	Mason Jones vs. Vanderbilt	03/11/20
	10	Mike Washington vs. Georgia	03/11/10

Most FT Attempts

1.	15	Marshawn Powell vs. Vanderbilt	03/14/13
2.	14	Khalif Battle vs. Vanderbilt	03/13/24
	14	Mike Washington vs. Georgia	3/11/2010

Best FT Pct. (minimum: 7 attempts)

1.	1.000 (8-8)	Daryl Macon vs. South Carolina	03/08/18
	1.000 (7-7)	Daryl Macon vs. Tennessee	03/10/18
	1.000 (7-7)	Dusty Hannahs	03/10/16
	1.000 (7-7)	Rotnei Clarke vs. Tennessee	03/10/11
	1.000 (7-7)	Charles Thomas vs. Tennessee	03/15/08
	1.000 (7-7)	Gary Ervin vs. Vanderbilt	03/14/08
	1.000 (7-7)	Jannero Pargo vs. Kentucky	03/10/01

Most Total Rebounds

1.	18	Mike Washington vs. Florida	03/12/09
	18	Charles Thomas vs. Mississippi State	03/10/07
3.	17	Derek Hood vs. Mississippi State	03/06/99
4.	16	Corliss Williamson vs. Kentucky	03/12/94

Most Offensive Rebounds

1.	11	Corliss Williamson	03/12/94
2.	8	Derek Hood vs. Kentucky	03/07/99
	8	Derek Hood vs. Mississippi State	03/06/99

Most Defensive Rebounds

1.	12	Moses Kingsley vs. Vanderbilt	03/11/17
2.	11	Mike Washington vs. Florida	03/12/09
3.	11	Charles Thomas vs. Mississippi St	03/10/07

Most Assists

1.	9	Kareem Reid vs. Kentucky	03/07/99
	9	Kareem Reid vs. Tennessee	03/06/98
3.	8	Marlon Towns vs. South Carolina	03/08/96

Most Turnovers

1.	6	Courtney Fortson vs. Florida	03/12/09
	6	Kareem Reid vs. Kentucky	03/09/96
	6	Derek Hood vs. Kentucky	03/09/96

Most Blocked Shots

1.	6	Nick Davis vs. Tennessee	03/06/98
2.	5	Steven Hill vs. Mississippi State	03/10/07
3.	4	9x, Last Trevon Brazile vs. Vanderbilt	03/13/24

Most Steals

1.	7	T.J. Cleveland vs. LSU	03/11/00
2.	6	Ronnie Brewer vs. Florida	03/10/06
3.	4	6x, Last J.D. Notae vs. LSU	03/11/22

Most Minutes

1.	42 (OT)	Trevon Brazile vs. Vanderbilt	03/13/24
2.	41 (OT)	Derek Hood vs. Mississippi State	03/06/99
3.	40	Khalif Battle vs. South Carolina	03/14/24
	40 (OT)	Khalif Battle vs. Vanderbilt	03/13/24
	40 (OT)	Pat Bradley vs. Mississippi State	03/06/99



NCAA Tournament Results (50-35, .588)

36 NCAA Tournament Bids [35 appearances*]

* - The 1944 team earned an NCAA bid but was unable to participate due to an automobile accident prior to the tournament
next to team indicates NCAA tournament seed - (# in parenthesis indicate team's AP ranking unless otherwise noted)

2023 WEST REGIONAL		#8 seed
1st RD:	#9 Illinois	W 73 63
2nd RD:	#1 (#4) Kansas	W 72 71
Sweet 16: #4 (#10) UConn		L 65 88

2022 WEST REGIONAL		#4 seed (#17)
1st RD:	#13 Vermont	W 75 71
2nd RD:	#12 New Mexico State	W 53 48
Sweet 16: #1 (#1) Gonzaga		W 74 68
ELITE 8: #2 (#9) Duke		L 69 78

2021 SOUTH REGIONAL		#3 seed (#10)
1st RD:	#14 Colgate	W 85 68
2nd RD:	#4 seed (#21) Texas Tech	W 68 66
Sweet 16: #15 Oral Roberts		W 72 70
ELITE 8: #1 (#3) Baylor		L 72 81

2018 EAST REGIONAL		#7 seed
1st RD:	#10 Butler	L 62 79

2017 SOUTH REGIONAL		#8 seed
1st RD:	#9 Seton Hall	W 77 71
2nd RD:	#1 (#6) North Carolina	L 65 72

2015 WEST REGIONAL		#5 seed (#21)
*1st RD:	#12 Wofford	W 56 53
*2nd RD:	#4 (#15) North Carolina	L 78 87

* First Four was considered 1st Rd game in 2015, followed by Rds 2 & 3

2008 EAST REGIONAL		#9 seed
1st RD:	#8 (#24 coaches) Indiana	W 86 72
2nd RD:	#1 (#1) North Carolina	L 77 108

2007 EAST REGIONAL		#12 seed
1st RD:	#5 Southern California	L 60 77

2006 OAKLAND REGIONAL		#8 seed
1st RD:	#9 Bucknell	L 55 59

2001 WEST REGIONAL		#7 seed
1st RD:	#10 (#21) Georgetown	L 61 63

2000 SOUTH REGIONAL		#11 seed
1st RD:	#6 (#23) Miami (Fla.)	L 71 75

1999 WEST REGIONAL		#4 seed (#17)
1st RD:	#13 Siena	W 94 80
2nd RD:	#5 (#21) Iowa	L 72 82

1998 WEST REGIONAL		#6 seed (#17)
1st RD:	#11 Nebraska	W 74 65
2nd RD:	#3 (#7) Utah	L 65 69

1996 EAST REGIONAL		#12 seed
1st RD:	#5 (#18) Penn State	W 86 80
2nd RD:	#4 (#20) Marquette	W 65 56
Sweet 16: #1 (#1) Massachusetts		L 63 79

1995 MIDWEST REGIONAL		#2 seed (#6)
1st RD:	#15 Texas Southern	W 79 78
2nd RD:	#7 (#25) Syracuse (OT)	W 96 95
Sweet 16: #6 Memphis (OT)		W 96 91
ELITE 8: #4 (#13) Virginia		W 68 61

FINAL FOUR

Semifinal:	#2 (#4) North Carolina	W 75 68
Final:	#1 (#1) UCLA	L 78 89

NATIONAL RUNNER-UP

1994 MIDWEST REGIONAL		#1 seed (#2)
1st RD:	#16 North Carolina A&T	W 94 79
2nd RD:	#9 Georgetown	W 85 73
Sweet 16: #12 Tulsa		W 103 84
ELITE 8: #3 (#11) Michigan		W 76 68

FINAL FOUR

Semifinal:	#2 (#9) Arizona	W 91 82
Final:	#2 (#6) Duke	W 76 72

NATIONAL CHAMPION

1993 EAST REGIONAL		#4 seed (#14)
1st RD:	#13 Holy Cross	W 94 64
2nd RD:	#5 St. John's	W 80 74
Sweet 16: #1 (#4) North Carolina		L 74 80

1992 MIDWEST REGIONAL		#3 seed (#9)
1st RD:	#14 Murray State	W 80 60
2nd RD:	#6 Memphis	L 80 82

1991 SOUTHEAST REGIONAL		#1 seed (#2)
1st RD:	#16 Georgia State	W 117 76
2nd RD:	#8 Arizona State	W 97 90
Sweet 16: #4 (#19) Alabama		W 93 70
ELITE 8: #3 (#12) Kansas		L 81 93

1990 MIDWEST REGIONAL		#4 seed (#7)
1st RD:	#13 Princeton	W 68 64
2nd RD:	#12 Dayton	W 86 84
Sweet 16: #8 North Carolina		W 96 73
ELITE 8: #10 Texas		W 88 85

FINAL FOUR

Semifinal:	#3 (#15) Duke	L 83 97
------------	---------------	---------

1989 MIDWEST REGIONAL		#5 seed
1st RD:	#12 Loyola-Marymount	W 120 101
2nd RD:	#4 (#12) Louisville	L 74 93

1988 SOUTHEAST REGIONAL		#11 seed
1st RD:	#6 Villanova	L 74 82

1985 WEST REGIONAL		#9 seed
1st RD:	#8 Iowa	W 63 54
2nd RD:	#1 (#3) St. John's	L 65 68

1984 EAST REGIONAL		#2 seed (#8)
*2nd RD:	#7 Virginia (OT)	L 51 53

* earned 1st rd bye

1983 MIDEAST REGIONAL		#4 seed (#9)
*2nd RD:	#5 Purdue	W 78 68
Sweet 16: #1 (#2) Louisville		L 63 65

* earned 1st rd bye

1982 MIDWEST REGIONAL		#4 seed (#12)
* 2nd RD:	#5 Kansas State	L 64 65

* earned 1st rd bye

1981 MIDWEST REGIONAL		#5 seed (#12)
1st RD:	#12 Mercer	W 73 67
2nd RD:	#4 (#12) Louisville	W 74 73
Sweet 16: #1 (#4) LSU		L 56 72

1980 MIDWEST REGIONAL		#10 seed
1st RD:	#7 Kansas State	L 53 71

1979 MIDWEST REGIONAL		#2 seed (#5^)
*2nd RD:	#7 Weber State	W 74 63
Sweet 16: #3 (#13) Louisville		W 73 62
ELITE 8: #1 (#1) Indiana State		L 71 73

* earned 1st rd bye

^ Arkansas was ranked #7 for the Weber State game

1978 WEST REGIONAL		#2L seed (#5^)
NOTE: The 8-team regions had 4 automatic qualifiers (Q) and 4 at-large selections (L)		
1st RD:	#4Q Weber State	W 73 52
Sweet 16: #1Q (#2) UCLA		W 74 70
ELITE 8: #4L Cal State Fullerton		W 61 58

FINAL FOUR

Semifinal:	#2Q (#1) Kentucky	L 59 64
Consolation:	#2L (#6) Notre Dame	W 71 69

NATIONAL 3RD-PLACE

^ Arkansas was ranked #7 for the Weber State game

1977 MIDWEST REGIONAL		(#8)
1st RD:	Wake Forest	L 80 86

1958 MIDWEST REGIONAL		
Sweet 16: (#18) Oklahoma State		L 40 65
Consolation: (#3) Cincinnati		L 62 97

1949 WESTERN REGIONAL		(#20)
ELITE 8: Oregon State		L 38 56
Consolation: Wyoming		W 61 48

1945 WESTERN REGIONAL		
ELITE 8: Oregon		W 79 76

FINAL FOUR

Semifinal:	Oklahoma State +	L 41 68
------------	------------------	---------

+ known as Oklahoma A&M then

1944

Team earned an NCAA Berth but did not participate due to automobile accident

1941 WESTERN REGIONAL		
ELITE 8: Wyoming		W 52 40

FINAL FOUR

Semifinal:	Washington State+	L 53 64
------------	-------------------	---------

National Invitation Tournament Results (6-5, .545)

2019 (#5)	at #4 Providence	W 72 84
	at #1 Indiana	L 60 63

2014 (#3)	#6 Indiana State	W 91 71
	at #2 California	L 64 75

1997	Northern Arizona	W 101 75
	Pittsburgh	W 76 71
	UNLV	W 86 73

NIT FINAL FOUR (New York, N.Y.)

vs. Michigan (semis)	L 62 77
vs UConn (3rd place)	L 64 74

1987	Arkansas State (OT)	W 67 64
	at Nebraska	L 78 71



Individual Records

Points

Game: 34, Mario Credit vs. Loyola-Marymount, 3/16/89
Career: 291, Corliss Williamson (1993-95 - 15 gms)

Field Goals Made

Game: 14, Mario Credit vs. Loyola-Marymount, 3/16/89 (21 att)
14, Todd Day vs. Alabama, 3/21/91 (24 att)
Career: 123, Corliss Williamson (1993-95 - 207 att - 15 gms)

Field Goals Attempted

Game: 24, Todd Day vs. Alabama, 3/21/89 (14 made)
24, Corliss Williamson vs. Duke, 4/4/94 (10 made)
Career: 207, Corliss Williamson (1993-95 - 123 made - 15 gms)

Field Goal Percentage (min 9 attempts)

Game: 1.000, Steve Schall vs. Weber State, 3/11/79 (9-9)
.909, Oliver Miller vs. Murray State, 3/19/92 (10-11)
.909, Lenzie Howell vs. Loyola-Marymount, 3/16/89 (10-11)

3-Point Field Goals Made

Game: 7, Dwight Stewart vs. Texas Southern, 3/17/95 (10 att)
Career: 36, Scotty Thurman (1993-95 - 92 att - 15 gms)

3-Point Field Goals Attempted

Game: 12, Chris Walker vs. Iowa, 3/13/99 (6 made)
Career: 92, Scotty Thurman (1993-95 - 36 made - 15 gms)

3-Point Field Goal Percentage (min 5 attempts)

Game: .800, Chris Walker vs. Siena, 3/11/99 (4-5)
.800, Scotty Thurman vs. Memphis, 3/24/95 (4-5)

Free Throws Made

Game: 13, Sidney Moncrief vs. Louisville, 3/15/79 (14 att)
Career: 57, Corliss Williamson (1993-95 - 82 att - 15 gms)

Free Throws Attempted

Game: 14, Darrell Walker vs. Purdue, 3/19/83 (7 made)
14, Sidney Moncrief vs. Louisville, 3/15/79 (13 made)
Career: 82, Corliss Williamson (1993-95 - 57 made - 15 gms)

Free Throw Percentage (min 8 attempts)

Game: 1.000, Scott Hastings vs. Louisville, 3/14/81 (8-8)
.909, Michael Qualls vs. North Carolina 3/21/15 (10-11)
Career: .901, Darrell Hawkins, 20-22 (1989-90, '91-92 - 9 gms)

Rebounds

Game: 15, Jaylin Williams vs. New Mexico State, 3/19/22
Career: 111, Corliss Williamson (1993-95 - 15 gms)

Offensive Rebounds

Game: 11, Justin Smith vs Oral Roberts, 3/27/21

Defensive Rebounds

Game: 13, Jaylin Williams vs. New Mexico State, 3/19/22

Assists

Game: 12, Keith Wilson vs. Loyola-Marymount, 3/16/89
Career: 69, Lee Mayberry (1989-92 - 13 gms)

Steals

Game: 8, JD Notae Ivs. New Mexico State, 3/19/22
8, Darrell Hawkins vs. Holy Cross, 3/18/93
8, Alvin Robertson vs. Purdue, 3/19/83
8, Alvin Robertson vs. Virginia, 3/18/84
Career: 31, Lee Mayberry (1989-92 - 13 gms)

Blocks

Game: 5, Corliss Williamson vs. Tulsa, 3/25/94
Career: 23, Oliver Miller (1989-92 - 13 gms)

Turnovers

Game: 10, Jim Counce vs. Wake Forest, 3/12/77

Minutes Played

Game: 45, Joe Kleine vs. Virginia, 3/18/84
45, Alvin Robertson vs. Virginia, 3/18/84
Career: 483, Corliss Williamson (1993-95 - 15 gms)

Team Records

Points

Most: 120, vs. Loyola-Marymount, 3/16/89
Least: 38, vs. Oregon State, 3/18/49

Margin of Victory

41 (117-76), vs. Georgia State, 3/15/91

Field Goals Made

Most: 47, vs. Loyola-Marymount, 3/16/89 (81 att)
Least: 13, vs. Oregon State, 3/18/49 (63 att)

Field Goals Attempted

Most: 98, vs. Louisville, 3/18/89 (35 made)
Least: 42, vs. Virginia, 3/18/84 (20 made)

Field Goal Percentage

High: .680, vs. Wake Forest, 3/12/77 (31-63)
Low: .206, vs. Oregon State, 3/18/49 (13-63)

3-Point Field Goals Made

Most: 15, vs. Siena, 3/11/99 (30 att)
Least: 1, vs. Oral Roberts, 3/27/21 (9 att)
1, vs. Texas, 3/24/90 (11 att)

3-Point Field Goals Attempted

Most: 37, vs. Iowa, 3/13/99 (12 made)
Least: 7, vs. Seton Hall, 3/17/17 (3 made)
7 vs. Princeton, 3/15/90 (3 made)

3-Point Field Goal Percentage

High: .600, vs. Georgetown, 3/20/94 (6-10)
Low: .091, vs. Texas, 3/24/90 (1-11)

Free Throws Made

Most: 31, vs. Georgia State, 3/15/91 (42 att)
Least: 3, vs. Cal State-Fullerton, 3/18/78 (6 att)

Free Throws Attempted

Most: 42, vs. Georgia State, 3/15/91 (31 made)
Least: 6, vs. Cal State-Fullerton, 3/18/78 (3 made)

Free Throw Percentage (min 10 attempts)

High: .905, vs. Nebraska, 3/12/98 (19-21)
Low: .425, vs. Mercer, 3/12/81 (19-40)

Rebounds

Most: Overall: 54, vs. Marquette, 3/16/96
Offense: 25, vs. Marquette, 3/16/96
Defense: 36, vs. Loyola-Marymount, 3/16/89
Least: Overall: 19, vs. Purdue, 3/19/83
Offense: 5, vs. North Carolina A&T, 3/18/94
5, vs. Butler, 3/16/18
Defense: 15, vs. St. John's 3/20/93

Assists

Most: 32, vs. Georgia State, 3/15/91
Least: 3, vs. Villanova, 3/18/88

Steals

Most: 18, vs. Holy Cross, 3/18/93
Least: 0, vs. Texas Tech, 3/21/21
0, vs. Indiana State, 3/17/79

Blocks

Most: 8, vs. Georgia State, 3/15/91
Least: 0, twice

Turnovers

Most: 25, vs. Massachusetts, 3/21/96
Least: 5, vs. Vermont, 3/17/22

Opponent Team Records

Points

Most: 108, by North Carolina, 3/23/08
Least: 40, by Wyoming, 3/21/41
Least in a Half: 17, by New Mexico State, 3/19/22

Margin of Victory

31, (108-77) by North Carolina, 3/23/08

Field Goals Made

Most: 44, by North Carolina, 3/23/08 (65 att)
Least: 15, by Marquette, 3/21/96 (56 att)

Field Goals Attempted

Most: 98, by Loyola-Marymount, 3/16/89 (35 made)
Least: 39, by St. John's, 3/16/85 (23 made)

Field Goal Percentage

High: .677, by North Carolina, 3/23/08 (44-65)
Low: .268, by Marquette, 3/16/96 (15-56)

3-Point Field Goals Made

Most: 12, by Colgate, 3/19/21 (27 att)
Least: 1, by Louisville, 3/18/89 (5 att)

3-Point Field Goals Attempted

Most: 36, by Tulsa, 3/25/96 (10 made)
Least: 4, by Utah, 3/14/98 (3 made)

3-Point Field Goal Percentage

High: .750, by Utah, 3/14/98 (3-4)
.666, by Memphis, 3/21/92 (6-9)
.583, by Miami (Fla.), 3/17/00 (7-12)
Low: .182, by Georgia State, 3/15/91 (2-11)

Free Throws Made

Most: 29, by North Carolina, 3/21/15 (37 att)
Least: 2, by UCLA, 3/16/78 (8 att)

Free Throws Attempted

Most: 39, by Duke, 3/31/90 (28 made)
Least: 5, by Virginia, 3/18/84 (3 made)

Free Throw Percentage

High: .920, by Southern California, 3/16/07 (23-25)
Low: .250, by UCLA, 3/16/78 (2-8)

Rebounds

Most: Overall: 60, by Loyola-Marymount, 3/16/89
Offense: 28, by Loyola-Marymount, 3/16/89
Defense: 35, by Louisville, 3/18/89
Least: Overall: 20, by Indiana State, 3/17/79
Offense: 4, by Nebraska, 3/12/98
Defense: 12, by Nebraska, 3/12/98

Assists

Most: 28, by North Carolina, 3/23/08
28, by Louisville, 3/18/89
Least: 7, by Utah, 3/14/98

Steals

Most: 16, by North Carolina A&T, 3/18/94
Least: 0, several times

Blocks

Most: 8, by Louisville, 3/14/81
Least: 0, several times

Turnovers

Most: 32, by Georgia State, 3/15/91
Least: 7, by Wofford, 3/19/15
7, by North Carolina, 3/23/08
7, by Indiana State, 3/17/79



SERIES RECORDS VERSUS ALL OPPONENTS

Opponent	Meetings	Record	Opponent	Meetings	Record	Opponent	Meetings	Record
Abilene Christian	2	2-0	Florida International (FIU)	1	1-0	Missouri-St. Louis	5	4-1
Air Force	2	1-1	Florida State	2	1-1	Missouri Western	1	1-0
Akron	1	0-1	Fordham	3	2-1	Montana	1	1-0
Alabama	69	36-33	Fort Wayne	1	1-0	Montana State	1	1-0
Alabama A&M	1	1-0	Fresno State	2	2-0	Montevallo	3	3-0
Alabama-Birmingham	4	2-2	Furman	1	1-0	Morgan State	2	1-1
Alabama State	8	8-0	Gardner-Webb	3	3-0	Mount St. Mary's	1	1-0
Alaska-Anchorage	1	1-0	Georgetown	4	2-2	Murray State	6	4-2
Albright (Pa.)	1	0-1	Georgia	44	27-17	Nebraska	8	6-2
Alcorn State	6	6-0	Georgia Southern	1	1-0	New Mexico State	3	3-0
American University (PR)	1	0-1	Georgia State	2	2-0	New York University	3	0-3
Appalachian State	2	1-1	Georgia Tech	7	2-5	Nicholls State	1	1-0
Arizona	8	6-2	Gonzaga	1	1-1	North Carolina	11	3-8
Arizona State	2	1-1	Grambling	5	5-0	North Carolina A&T	3	3-0
Arkansas State	5	5-0	Hardin-Simmons	4	3-1	North Carolina Central	1	1-0
Arkansas Tech	1	1-0	Hartford	1	1-0	North Carolina-Asheville	1	1-0
Auburn	60	38-22	Hawai'i	2	2-0	North Carolina-Greensboro	3	2-1
Austin Peay	5	5-0	Hendrix	8	8-0	North Carolina-Wilmington	1	1-0
Baylor	145	96-49	High Point	1	1-0	North Carolina State	1	0-1
Bethune-Cookman	3	3-0	Hofstra	3	2-1	North Dakota State	2	2-0
Biscayne	1	1-0	Holy Cross	1	1-0	North Florida	2	2-0
Boise State	1	1-0	Houston	40	22-18	North Texas	16	16-0
Bradley	1	1-0	Idaho State	2	0-2	Northeastern (Okla.) State	24	24-0
Brigham Young	1	0-1	Illinois	6	1-5	Northeastern Illinois	1	1-0
Bucknell	2	1-1	Illinois State	1	0-1	Northern Arizona	1	1-0
Butler	2	0-2	Indiana	5	3-2	Northern Iowa	1	1-0
California	3	1-2	Indiana State	5	3-2	Northern Kentucky	1	1-0
Cal Davis	2	2-0	Iona	1	1-0	Northwestern (La.) State	11	10-1
Cal Santa Barbara	1	0-1	Iowa	5	2-3	Northwestern Oklahoma State	1	1-0
Cal State-Bakersfield	1	1-0	Iowa State	5	1-4	Notre Dame	1	1-0
Cal State-Fullerton	1	1-0	Jackson State	12	12-0	Oakland	2	2-0
California Hayward	1	1-0	Jacksonville State	1	1-0	Ohio State	3	2-1
Canisius (N.Y.)	1	0-1	Jacksonville University	1	1-0	Oklahoma	31	17-14
Centenary	26	22-4	Kansas	14	6-8	Oklahoma City	12	8-4
Central Arkansas	6	6-0	Kansas State	12	4-8	Oklahoma State	53	15-38
Central Florida	1	1-0	Kent State	1	1-0	Oral Roberts	14	12-2
Central Michigan	1	1-0	Kentucky	50	14-36	Oregon	4	3-0
Central Missouri College	1	1-0	Kentucky Wesleyan	1	0-1	Oregon State	1	0-1
Central Missouri	3	3-0	Lamar Tech	1	1-0	Ouachita Baptist	1	1-0
Central Oklahoma State	2	2-0	LaSalle	1	0-1	Penn	1	1-0
Chaminade	1	1-0	Little Rock	1	1-0	Penn State	1	1-0
Charleston Southern	2	2-0	Lipscomb	3	3-0	Pepperdine	1	1-0
Charlotte	2	2-0	Long Island	1	0-1	Pittsburg (Kan.) State	24	16-8
Chicago State	1	1-0	Longwood	1	1-0	Pittsburgh	4	2-2
Cincinnati	5	2-3	Louisiana-Lafayette	3	2-1	Portland State	1	1-0
City College of N.Y.	2	2-0	Louisiana-Monroe	9	8-1	Prairie View A&M	1	1-0
Clemson	3	2-1	Louisiana State (LSU)	79	43-36	Princeton	1	1-0
Coastal Carolina	2	2-0	Louisiana Tech	6	6-0	Providence	4	2-2
Colgate	1	1-0	Louisville	8	4-4	Purdue	2	1-1
College of Charleston	1	1-0	Loyola (Calif.)	2	3-0	Quincy College	1	1-0
College of Ozarks	3	3-0	Loyola (Chicago)	1	0-1	Radford	1	1-0
Colorado State	2	2-0	Loyola (New Orleans)	1	1-0	Rice	144	103-41
Connecticut (UConn)	5	1-4	MacMurray (Ill.)	1	1-0	Rider College	1	1-0
Cornell	1	0-1	Maine	1	1-0	Robert Morris	1	1-0
Creighton	3	1-2	Marist	1	1-0	Rockhurst	4	4-0
Culver-Stockton (Mo.)	1	1-0	Marquette	1	1-0	St. John's	2	1-1
Dayton	3	2-1	Maryland	3	1-2	Saint Louis	10	3-7
Delaware State	6	6-0	Maryland-Eastern Shore	1	1-0	Saint Peter's	2	2-0
Denver University	1	1-0	Massachusetts	0	0-2	Sam Houston State	4	4-0
DePaul	1	0-1	McNeese State	1	1-0	Samford	3	3-0
Drake	1	1-0	Memphis	22	11-11	San Diego State	3	3-0
Drury College	11	10-1	Mercer	6	5-1	San Francisco	2	2-0
Duke	5	3-2	Mexico University	1	1-0	San Francisco State	1	0-1
East Central Oklahoma	3	3-0	Miami (Fla.)	1	0-1	San Jose State	1	1-0
Eastern Kentucky	2	2-0	Michigan	7	3-4	Santa Clara	1	1-0
Eastern Michigan	1	1-0	Michigan State	2	0-2	Savannah State	2	2-0
East New Mexico	1	1-0	Minnesota	6	4-2	Seton Hall	2	2-0
East Tennessee State	2	1-1	Mississippi (Ole Miss)	86	52-34	Siena	1	1-0
Elon	2	21-0	Mississippi College	1	1-0	SIU-Edwardsville	1	1-0
Evansville	1	1-0	Mississippi State	69	35-34	South Alabama	7	6-1
Florida	42	15-27	Mississippi Valley State	6	6-0	South Carolina	40	23-17
Florida A&M	4	4-0	Missouri	62	35-27	South Dakota	2	2-0
Florida Gulf Coast	1	1-0	Missouri State	24	18-6	South Dakota State	1	1-0
			Missouri-Kansas City	1	1-0	Southeast Missouri State	9	8-1
						Southeastern Louisiana	5	5-0
						Southeastern (Okla.) State	11	9-2
						Southern (La.)	3	3-0
						Southern Colorado	1	1-0
						Southern California	3	0-3
						Southern Illinois	6	4-2
						SMU	155	96-59
						Southern Mississippi	6	5-1
						Southern Utah	2	2-0
						Southwestern (Kan.) State	1	0-1
						Southwestern (Tenn.)	1	1-0
						Stanford	3	1-2
						Stephen F. Austin	5	5-0
						St. Joseph's (Pa.)	1	1-0
						Syracuse	2	1-1
						Tennessee	48	22-26
						Tennessee-Chattanooga	1	1-0
						Tennessee-Martin	3	3-0
						Tennessee State	3	3-0
						Tennessee Tech	1	1-0
						Texas	155	87-68
						Texas-Arlington	9	9-0
						Texas-Pan American	2	2-0
						Texas-San Antonio	6	6-0
						Texas A&M	169	108-61
						Texas Christian	143	105-38
						Texas Southern	7	7-0
						Texas State	4	4-0
						Texas Tech	80	40-40
						Texas Wesleyan	1	1-0
						Toledo	1	1-0
						Troy	6	5-1
						Tulane	5	5-0
						Tulsa	61	37-24
						UCLA	3	1-2
						UNLV	3	1-2
						U.S. International	1	1-0
						USC Upstate	1	1-0
						Utah	1	0-1
						Utah State	1	0-1
						Utah Valley	2	2-0
						Valparaiso	1	1-0
						Vanderbilt	45	30-15
						Vermont	1	1-0
						Villanova	3	0-3
						Virginia	7	3-4
						Virginia Commonwealth	1	1-0
						VMI	3	2-1
						Wabash	1	1-0
						Wake Forest	8	3-5
						Washburn	1	0-1
						Washington (Mo.)	2	2-0
						Washington State	1	0-1
						Weber State	2	2-0
						West Virginia	2	2-0
						Western Carolina	2	1-1
						Western Illinois	3	3-0
						Westminster (Pa.)	1	0-1
						West Texas State	3	2-1
						Western Kentucky	8	4-4
						Wichita State	2	1-1
						Winthrop	1	1-0
						Wisconsin	1	0-1
						Wisconsin-Milwaukee	1	1-0
						Wisconsin-Parkside	1	1-0
						Wofford	2	2-0
						Wyoming	3	2-1



RAZORBACK RECORDS

ARKANSAS RAZORBACKS

SERIES RESULTS VERSUS ALL OPPONENTS

ABILENE CHRISTIAN

Arkansas leads.....2-0
Home.....2-0

12/20/2020 W 85-72 H
12/21/2023 W 83-73 H

AIR FORCE

Series Tied.....1-1
Away.....0-1
Neutral.....1-0

12/08/1975 L 59-58 A
11/27/1976 W 72-54 N (LR)

AKRON

Arkansas trails.....0-1
Home.....0-1

11/18/2015 L 88-80 H

ALABAMA

Arkansas leads.....36-33 SEC: 29-30
(Arkansas joined SEC in '91-92)

Home.....20-7 SEC: 20-7
Away.....8-24 SEC: 8-22
Neutral.....8-2 SEC: 1-1

01/21/1948 W 42-35 N (Memphis)
12/27/1949 W 41-33 N (Oklahoma City)
12/28/1950 W 46-34 N (Oklahoma City)
12/28/1954 L 84-67 N (Houston)
12/21/1960 W 83-76 N (LR)
12/21/1967 L 82-65 A
12/21/1968 W 52-48 N (LR)
12/10/1986 20/18 L 87-76 A
12/23/1987 W 80-55 N (LR)
03/21/1991 2/19 W 93-70 N (Charlotte)
01/08/1992 13/16 L 65-63 A
02/22/1992 10/14 W 90-87 H
03/14/1992 6/17 L 90-89 N (Birmingham)
01/12/1993 9/- W 74-66 H
02/13/1993 14/- L 93-82 A
01/08/1994 1/- L 66-64 A
02/16/1994 1/- W 102-81 H
01/24/1995 9/- L 88-70 H
02/15/1995 10/18 W 86-80 A
03/11/1995 5/20 W 69-58 N (Atlanta)
01/23/1996 W 71-63 A
02/28/1996 L 98-89 H
01/15/1997 W 72-68 H
02/26/1997 W 73-53 H
01/24/1998 18/- W 77-70 H
02/28/1998 12/- L 65-63 A
01/20/1999 22/- L 67-60 H
02/27/1999 L 84-79 A
01/19/2000 L 73-64 A
02/09/2000 W 81-66 H
01/20/2001 -/15 W 87-58 H
02/28/2001 -/20 W 66-63 A
01/30/2002 -/7 L 109-94 A
02/20/2002 -/5 W 67-59 H
01/08/2003 -/4 L 61-51 A
02/05/2003 -/22 W 81-70 H
01/14/2004 L 81-65 A
03/03/2004 L 72-68 (OT) H
01/11/2005 -/21 L 64-61 H
02/16/2005 -/16 L 72-63 A
01/18/2006 L 78-75 (OT) A
02/21/2006 W 65-63 H
01/06/2007 -/8 W 88-61 H
01/27/2007 -/12 W 63-57 H
01/13/2008 W 71-67 (OT) H
02/27/2008 L 59-56 H
01/29/2009 W 89-80 H
02/25/2009 L 88-67 A
01/16/2010 W 71-59 H
02/13/2010 L 73-68 H
01/15/2011 W 70-65 H
02/19/2011 L 69-56 A
01/28/2012 L 72-66 A
02/23/2012 L 79-68 H
01/31/2013 L 59-56 A
02/05/2014 W 65-58 H
03/08/2014 L 83-58 A
01/22/2015 W 93-91 (OT) H
03/02/2016 W 62-61 A
02/01/2017 W 87-68 H
02/21/2018 W 76-73 A
03/09/2019 W 82-70 H
02/01/2020 W 82-78 H
01/16/2021 -/24 L 90-59 A
02/24/2021 20/6 W 81-66 H
02/12/2022 L 68-67 A
01/11/2023 15/4 L 84-69 H
02/25/2023 -/2 L 86-83 A
03/09/2024 -/16 L 92-88 (OT) A

ALABAMA A&M

Arkansas leads.....1-0
Home.....1-0

12/22/2012 W 95-68 N (NLR)

ALABAMA-BIRMINGHAM (UAB)

Arkansas leads.....2-2
Home.....1-2
Away.....1-0

01/27/1990 6/- W 109-95 A
01/30/1991 2/- W 104-72 H
01/02/2010 -/24 L 73-72 H
11/26/2010 L 70-65 (OT) N (NLR)

ALABAMA STATE

Arkansas leads.....8-0
Home.....6-0
Neutral.....2-0

12/15/1982 13/- W 108-65 H
12/21/1983 W 86-80 H
12/01/1985 W 87-69 N (LR)
12/02/1991 11/- W 96-80 N (PB)
12/31/1997 23/- W 103-48 H
11/17/1998 19/- W 73-43 H
12/16/2009 W 76-51 H
11/16/2014 W 97-79 H

ALASKA-ANCHORAGE

Arkansas leads.....1-0
Neutral.....1-0

01/07/1981 W 92-58 N (PB)

ALBRIGHT (PA.)

Arkansas trails.....0-1
Away.....0-1

12/29/1943 L 47-40 A

ALCORN STATE

Arkansas leads.....6-0
Home.....6-0

12/15/1987 W 101-55 H
12/02/1995 W 116-75 H
12/28/1999 W 102-59 H
11/13/2009 W 130-68 H
12/15/2012 W 97-59 H
11/06/2023 14/- W 93-59 H

AMERICAN UNIVERSITY (PR)

Arkansas trails.....0-1
Away.....0-1

12/24/1997 12/- L 64-59 A

APPALACHIAN STATE

Series tied.....1-1
Home.....1-0
Neutral.....0-1

12/22/2007 L 74-67 N (NLR)
11/20/2009 W 81-72 (OT) H

ARIZONA

Arkansas leads.....6-2
Home.....2-1
Away.....1-0
Neutral.....3-1

03/10/1949 W 65-44 H
12/24/1952 W 68-51 N (Dallas)
12/29/1966 W 65-61 N (Los Angeles)
11/23/1990 2/3 L 89-77 N (NYC-MSG)
12/21/1991 19/2 W 65-59 H
12/06/1992 -/9 W 86-80 A
04/02/1994 2/9 W 91-82 N (Charlotte)
11/17/1995 16/- L 83-73 H

ARIZONA STATE

Series tied.....1-1
Neutral.....1-1

03/17/1991 2/- W 97-90 N (Atlanta)
11/23/2012 L 83-68 N (Las Vegas)

ARKANSAS STATE

Arkansas leads.....5-0
Home.....3-0
Away.....1-0
Neutral.....1-0

1924-25 W 31-9 H
1925-26 W 32-14 H
1926-27 W 42-12 H
01/22/1948 W 76-59 A
03/13/1987 W 67-64 (NIT Postseason) H

ARKANSAS TECH

Arkansas leads.....1-0
Home.....1-0

11/28/1950 13/- W 50-45 H

AUBURN

Arkansas leads.....38-22 SEC: 38-21
(Arkansas joined SEC in '91-92)

Home.....23-6 SEC: 23-6
Away.....13-15 SEC: 13-15
Neutral.....2-1 SEC: 2-0

12/28/1967 L 65-58 N (Oklahoma City)
01/04/1992 16/- W 110-92 H
02/26/1992 9/- W 82-74 A
01/23/1993 8/- L 100-89 H
03/06/1993 13/- L 81-80 A
01/15/1994 4/- W 117-105 A
02/26/1994 1/- W 91-81 H
01/14/1995 5/- L 104-90 A
03/04/1995 7/- W 68-66 H
01/06/1996 L 101-76 A
02/17/1996 W 87-77 H
01/08/1997 W 56-55 A
02/11/1997 W 75-42 H
01/21/1998 18/- W 79-65 A
02/21/1998 16/- W 107-83 H
01/06/1999 18/14 L 83-66 A
02/24/1999 -/12 W 104-88 H
02/05/2000 -/10 L 73-55 A
03/05/2000 -/19 W 64-55 H
03/12/2000 W 75-67 N (Atlanta)
01/17/2001 W 82-72 H
02/14/2001 L 71-63 A
01/05/2002 W 83-77 H
02/02/2002 W 62-60 A
01/11/2003 L 52-37 H
03/05/2003 L 69-54 A
01/21/2004 L 70-63 A
02/04/2004 W 74-52 H
01/22/2005 W 95-59 H
03/05/2005 L 77-64 A
01/21/2006 W 68-52 H
02/11/2006 W 84-64 H
02/07/2007 W 65-57 H
02/21/2007 L 67-59 A
01/10/2008 W 76-70 H
03/08/2008 W 77-64 H
01/24/2009 L 73-51 H
02/11/2009 L 75-62 A
02/06/2010 W 82-79 (OT) H
02/20/2010 L 92-83 A
01/25/2011 W 73-64 H
02/26/2011 W 57-55 A
01/25/2012 W 56-53 H
02/25/2012 W 77-71 A
01/16/2013 W 88-80 (2OT) H
02/13/2013 W 83-75 A
01/25/2014 W 86-67 H
02/10/2015 24/- W 101-87 H
02/17/2016 L 90-86 H
02/25/2017 W 79-68 A
01/06/2018 22/- L 88-77 A
02/27/2018 -/14 W 91-82 H
02/20/2019 L 79-56 A
02/04/2020 -/11 L 79-76 (OT) H
12/30/2020 W 97-85 A
01/20/2021 W 75-73 H
02/08/2022 -/1 W 80-76 (OT) H
01/07/2023 13/22 L 72-59 A
03/09/2023 W 76-73 N (Nashville)
01/06/2024 -/25 L 83-51 H

AUSTIN PEAY

Arkansas leads.....5-0
Home.....5-0

12/30/1983 W 68-63 H
12/17/2008 W 89-80 H
12/03/2016 W 99-62 H
12/28/2018 W 76-65 H
12/03/2019 W 69-61 H

BAYLOR

Arkansas leads.....96-49
Home.....53-11
Away.....37-33
Neutral.....6-5

02/18/1924 L 33-29 A
02/19/1924 W 28-14 A
01/23/1925 W 39-14 H
01/24/1925 W 23-14 H
01/22/1926 W 22-9 H
01/23/1926 W 19-14 A
02/03/1928 W 59-21 A
02/04/1928 W 34-21 A

1928-29 W 59-24 H
1928-29 W 71-23 H
1929-30 W 30-23 A
1929-30 W 27-21 A
02/13/1931 L 29-27 H
02/14/1931 W 29-25 H
02/05/1932 L 34-28 A
02/06/1932 W 42-31 A
02/24/1933 W 34-19 H
02/25/1933 W 39-30 H
02/02/1934 W 31-29 A
02/03/1934 L 31-20 A
02/08/1935 W 37-27 H
02/09/1935 W 48-30 H
02/14/1936 W 44-26 A
02/13/1936 W 39-14 A
01/08/1937 L 25-22 A
01/09/1937 W 42-24 H
02/19/1938 L 54-47 A
02/21/1938 W 54-45 A
02/03/1939 W 46-38 H
02/04/1939 W 40-36 H
01/19/1940 L 40-24 A
01/20/1940 L 47-39 A
02/07/1941 W 62-48 H
02/08/1941 W 36-31 A
02/06/1942 W 53-43 A
02/07/1942 W 50-45 A
02/05/1943 W 68-25 H
02/06/1943 W 40-38 H
02/04/1944 W 45-28 A
02/05/1944 W 36-34 A
01/05/1945 W 94-28 H
01/06/1945 W 90-30 H
01/11/1946 W 49-37 A
01/12/1946 L 40-28 H
02/07/1947 W 55-50 H
02/08/1947 W 68-57 H
02/06/1948 L 42-38 A
02/07/1948 L 55-47 A
01/05/1949 L 41-37 H
02/05/1949 W 52-46 A
01/28/1950 L 60-49 N (LR)
02/04/1950 L 52-42 A
01/20/1951 W 69-55 H
02/17/1951 W 55-44 N (Dallas)
12/29/1951 W 58-44 A
01/14/1952 W 54-38 H
02/19/1952 L 44-39 H
12/30/1952 W 59-54 N (Dallas)
01/19/1953 W 49-47 H
02/21/1953 L 74-68 A
01/11/1954 L 63-59 A
02/16/1954 W 73-51 A
01/15/1955 W 73-63 A
02/07/1955 W 75-72 A
12/29/1955 L 63-67 N (Houston)
01/07/1956 W 85-64 H
02/07/56 W 36-31 H
01/12/1957 L 52-51 A
02/23/1957 L 67-61 H
01/06/1958 W 68-53 A
03/01/1958 W 79-55 H
12/28/1958 W 60-57 N (Houston)
01/31/1959 L 64-58 A
02/17/1959 W 59-53 H
12/28/1959 W 71-66 N (Houston)
01/09/1960 W 90-83 (2OT) A
02/29/1960 W 83-74 H
01/31/1961 W 74-58 A
02/24/1961 W 70-48 H
02/06/1962 L 76-60 A
02/26/1962 W 76-75 H
02/09/1963 W 75-65 A
02/23/1963 W 67-61 H
02/01/1964 W 74-70 A
02/15/1964 W 73-61 H
01/16/1965 L 84-75 A
02/16/1965 W 78-73 H
02/05/1966 W 78-59 H
02/12/1966 L 82-71 H
01/10/1967 L 65-53 A
03/02/1967 L 68-55 H
01/19/1968 L 80-69 A
02/27/1968 L 71-64 H
01/28/1969 L 74-72 H
03/01/1969 L 66-54 A
01/24/1970 L 110-76 A
02/10/1970 W 76-75 A
02/09/1971 L 92-91 A
03/02/1971 L 110-111 (OT) A
02/28/1972 L 93-84 H
02/29/1972 W 131-109 H
01/23/1973 L 76-70 H
02/17/1973 W 76-74 A
01/29/1974 L 94-68 A

02/23/1974 W 92-62 H
02/01/1975 L 73-69 A
03/08/1975 W 83-64 H
01/26/1976 L 84-81 A
02/24/1976 W 86-64 H
01/29/1977 15/- W 68-59 A
02/10/1977 13/- W 77-57 H
01/23/1978 6/- W 56-55 (OT) A
02/13/1978 1/- W 82-56 H
01/22/1979 11/- L 70-67 H
02/12/1979 14/- W 71-62 A
01/15/1980 W 71-57 H
02/07/1980 W 70-51 A
01/17/1981 L 67-58 A
02/10/1981 W 67-50 H
01/19/1982 15/- W 70-58 H
02/11/1982 8/- L 56-55 (OT) A
01/08/1983 10/- W 65-60 H
02/07/1983 9/- W 81-66 A
01/01/1984 W 57-50 A
02/04/1984 W 63-44 H
01/30/1985 W 64-57 (OT) A
03/02/1985 W 106-71 H
01/27/1986 W 81-76 (OT) H
02/26/1986 L 65-64 A
01/22/1987 L 63-62 A
02/21/1987 W 71-67 H
01/20/1988 W 70-62 H
02/10/1988 L 58-57 A
03/12/1988 L 74-73 N (Dallas)
01/21/1989 W 88-58 A
02/22/1989 W 89-54 H
01/10/1990 12/- W 99-84 H
02/10/1990 3/- L 82-77 H
03/10/1990 9/- W 115-75 N (Dallas)
01/26/1991 2/- W 73-68 A
02/26/1991 3/- W 106-74 H
01/05/2008 W 85-78 N (Dallas)
12/30/2009 L 70-47 N (NLR)
03/29/2021 10/3 L 81-72 N (Indianapolis)
01/28/2023 -/17 L 67-64 A

BETHUNE-COOKMAN

Arkansas leads.....3-0
Home.....3-0

12/18/1989 7/- W 91-61 H
12/04/1991 11/- W 128-46 H
11/02/1997 18/- W 108-42 H

BISCAYNE

(* - now known as St. Thomas University)

Arkansas leads.....1-0
Neutral.....1-0

12/19/1981 9/- W 91-61 N (LR)

BOISE STATE

Arkansas leads.....1-0
Home.....1-0

12/12/1975 W 72-56 H

BRADLEY

Arkansas leads.....1-0
Neutral.....1-0

12/17/2022 10/- W 76-57 N (NLR)

BRIGHAM YOUNG

Arkansas trails.....0-1
Neutral.....0-1

12/26/1947 L 68-58 N (Los Angeles)

BUCKNELL

Series tied.....1-1
Home.....1-0
Neutral.....0-1

03/17/2006 L 59-55 N (Dallas)
11/12/2017 W 101-73 H

BUTLER

Arkansas trails.....0-2
Away.....0-1
Neutral.....0-1

01/02/1931 L 31-21 A
03/16/2018 L 79-62 N (Detroit)

CALIFORNIA

Arkansas trails.....1-2
Away.....0-1
Neutral.....1-1

12/30/1986 W 74-58 N (Honolulu)
11/25/2013 L 85-77 N (Maui)
03/24/2014 L 75-64 (Postseason NIT) A



ARKANSAS RAZORBACKS

SERIES RECORDS VERSUS ALL OPPONENTS

CALIFORNIA-DAVIS

Arkansas leads.....2-0
Home.....2-0
11/20/2008 W 68-59 H
11/12/2018 W 81-58 H

CAL-SANTA BARBARA

Arkansas trails.....0-1
Away.....0-1
12/01/1973 L 109-80 A

CAL STATE-BAKERSFIELD

Arkansas leads.....1-0
Home.....1-0
12/27/2017 W 95-68 H

CAL STATE-FULLERTON

Arkansas leads.....1-0
Neutral.....1-0
03/18/1978 W 61-58 N (Albuquerque)

CAL STATE-HAYWARD

(* - now known as Cal State Univ. East Bay)
Arkansas leads.....1-0
Home.....1-0
11/29/1976 W 89-59 H

CANISIUS (N.Y.)

Arkansas trails.....0-1
Away.....0-1
12/11/1948 L 60-51 A

CENTENARY

Arkansas leads.....22-4
Home.....13-3
Away.....6-1
Neutral.....3-0
01/29/1926 W 69-21 H
01/30/1926 W 43-9 H
12/21/1959 W 75-55 H
12/17/1960 W 71-61 A
12/13/1965 W 90-61 A
12/12/1966 L 81-80 H
12/11/1967 W 85-65 N (LR)
12/19/1967 W 90-82 N (LR)
12/09/1968 W 64-61 A
12/17/1968 W 79-50 N (LR)
12/28/1968 W 56-48 N (LR)
12/19/1970 W 71-61 A
01/04/1973 L 80-72 H
01/03/1974 L 98-96 H
01/07/1975 L 74-72 A
12/16/1978 W 77-57 H
12/03/1978 W 65-53 H
12/08/1979 W 70-62 H
12/16/1980 19/- W 78-64 H
12/12/1981 11/- W 87-60 H
12/04/1982 16/- W 79-51 A
12/06/1994 3/- W 121-94 H
12/18/1997 13/- W 61-48 H
12/30/1999 W 73-55 N (NLR)
11/28/2000 25/- W 88-57 H
12/28/2002 W 75-51 H

CENTRAL ARKANSAS *

* - known as Arkansas St. Normal School in 1923-24
* - known as Arkansas St. Teachers College 1925-67
Arkansas leads.....8-0
Home.....5-0
Away.....3-0
01/11/1924 W 62-27 H
01/12/1924 W 34-14 H
12/19/1933 W 54-30 A
12/23/1935 W 42-38 A
12/24/1935 W 66-27 A
02/01/1947 W 59-39 H
12/12/2020 W 100-75 H
12/01/2021 10/- W 97-60 H

CENTRAL FLORIDA (UCF)

Arkansas leads.....1-0
Neutral.....1-0
11/24/1984 17/- W 59-45 N (PB)

CENTRAL MICHIGAN

Arkansas leads.....1-0
Home.....1-0
12/05/2006 W 75-59 H

CENTRAL MISSOURI COLLEGE

(* - now known as Central Methodist)
Arkansas leads.....1-0
Home.....1-0
11/27/1951 W 52-42 H

CENTRAL MISSOURI

Arkansas leads.....3-0
Neutral.....3-0
12/28/1937 W 43-36 N (Oklahoma City)
12/30/1939 W 60-46 N (Oklahoma City)
12/26/1941 W 44-36 N (Oklahoma City)

CENTRAL OKLAHOMA STATE

Arkansas leads.....2-0
Home.....2-0
12/17/1941 W 43-23 H
12/18/1941 W 42-25 H

CHAMINADE

Arkansas leads.....1-0
Neutral.....1-0
11/26/1991 2/- W 99-84 N (Maui)

CHARLESTON SOUTHERN *

(* - known as Baptist College in 1984-85)
Arkansas leads.....2-0
Home.....2-0
12/14/1984 W 74-55 H
11/20/2015 W 93-75 H

CHARLOTTE

Arkansas leads.....2-0
Home.....2-0
12/28/2011 W 80-67 H
12/07/2021 12/- W 86-66 H

CHICAGO STATE

Arkansas leads.....1-0
Neutral.....1-0
11/27/1987 W 78-68 N (PB)

CINCINNATI

Arkansas trails.....2-3
Home.....0-1
Away.....0-1
Neutral.....2-1
03/15/1958 -/3 L 97-62 N (Lawrence)
12/29/1994 3/20 W 84-75 N (Honolulu)
12/09/1995 -/17 L 82-67 H
01/18/1997 -/14 L 92-57 A
11/23/2021 12/- W 73-67 N (Kansas City)

CITY COLLEGE OF NEW YORK

Arkansas leads.....2-0
Neutral.....2-0
12/28/1943 W 39-37 N (MSG)
12/16/1944 W 59-47 N (MSG)

CLEMSON

Arkansas leads.....2-1
Home.....1-0
Away.....0-1
Neutral.....1-0
12/29/1961 W 62-60 N (Greenville, S.C.)
12/07/2013 W 74-68 H
12/07/2014 18/- L 68-65 (OT) A

COASTAL CAROLINA

Arkansas leads.....2-0
Neutral.....2-0
01/02/1988 W 81-59 N (LR)
12/28/1992 W 93-74 N (LR)

COLGATE

Arkansas leads.....1-0
Neutral.....1-0
03/19/21 10/- W 85-68 N (Indianapolis)

COLLEGE OF CHARLESTON

Arkansas leads.....1-0
Neutral.....1-0
11/15/2007 18/- W 75-49 N (San Juan, PR)

COLLEGE OF THE OZARKS

Arkansas leads.....3-0
Away.....3-0
12/20/1924 W 27-18 A
12/30/1927 W 53-27 A
12/31/1927 W 59-20 A

COLORADO STATE

Arkansas leads.....2-0
Home.....1-0
Away.....1-0
12/05/2017 W 92-66 H
12/05/2018 W 98-74 A

CONNECTICUT (UCONN)

Arkansas trails.....1-4
Away.....0-1
Neutral.....1-3
03/27/1997 L 74-64 N (NYC-MSG)
11/21/2005 -/3 L 77-68 N (Maui)
12/03/2011 -/8 L 75-62 A
11/26/2017 W 102-67 N (Portland)
03/23/2023 -/10 L 88-65 N (Las Vegas)

CORNELL

Arkansas trails.....0-1
Neutral.....0-1
12/29/1972 L 78-77 N (LR)

CREIGHTON

Arkansas trails.....1-2
Away.....0-1
Neutral.....1-1
12/17/1932 L 29-28 A
12/29/1962 W 73-61 N (Oklahoma City)
11/22/2022 9/10 L 90-87 N (Maui)

CULVER-STOCKTON (MO.)

Arkansas leads.....1-0
Home.....1-0
12/08/1947 W 68-36 H

DAYTON

Arkansas leads.....2-1
Home.....1-0
Away.....0-1
Neutral.....1-0
03/17/1990 7/- W 86-84 N (Austin)
12/13/2014 W 69-55 H
12/30/2015 L 85-81 (OT) A

DELAWARE STATE

Arkansas leads.....6-0
Home.....5-0
Neutral.....1-0
12/26/1989 11/- W 117-75 N (LR)
12/11/1993 1/- W 123-66 H
11/24/2007 W 89-67 H
12/07/2009 W 71-53 H
01/05/2013 W 86-51 H
11/21/2014 W 99-71 H

DENVER UNIVERSITY

Arkansas leads.....1-0
Neutral.....1-0
12/27/1944 W 50-36 N (Oklahoma City)

DEPAUL

Arkansas trails.....0-1
Neutral.....0-1
01/01/1944 L 59-30 N (Buffalo)

DRAKE

Arkansas leads.....1-0
Home.....1-0
12/14/1936 W 31-22 H

DRURY COLLEGE

Arkansas leads.....10-1
Home.....7-0
Away.....3-1
12/21/1927 W 39-20 A
1928-29 W 52-25 H
1928-29 W 42-22 H
01/02/1930 L 28-25 A
01/01/1932 W 45-26 A
01/16/1932 W 35-14 H
12/16/1938 W 44-21 H
12/17/1938 W 27-19 H
12/13/1940 W 62-17 H

12/14/1940 W 46-20 H
12/17/1942 W 42-29 A

DUKE

Arkansas leads.....3-2
Home.....1-0
Neutral.....3-2
03/31/1990 7/15 L 97-83 N (Denver)
11/21/1990 2/6 W 98-88 N (NYC-MSG)
04/04/1994 2/6 W 76-72 N (Charlotte)
03/26/2022 17/9 L 78-69 N (San Francisco)
11/29/2023 -/7 W 80-75 H

EAST CENTRAL OKLAHOMA

Arkansas leads.....3-0
Home.....2-0
Away.....1-0
12/26/1934 W 50-21 A
12/30/1941 W 54-28 N (Oklahoma City)
12/09/1942 W 50-35 H

EASTERN KENTUCKY

Arkansas leads.....2-0
Home.....1-0
Neutral.....1-0
12/20/1980 19/- W 80-74 N (LR)
12/20/2011 W 71-57 H

EASTERN MICHIGAN

Arkansas leads.....1-0
Neutral.....1-0
11/22/2004 W 82-64 N (St. Thomas, VI.)

EASTERN NEW MEXICO

Arkansas leads.....1-0
Home.....1-0
12/30/1975 W 102-55 H

EAST TENNESSEE STATE

Series tied.....1-1
Home.....1-1
12/05/1983 W 79-50 H
11/27/2009 L 94-85 H

ELON

Arkansas leads.....2-0
Home.....2-0
12/29/2001 W 96-52 H
12/21/2021 W 81-55 H

EVANSVILLE

Arkansas leads.....1-0
Home.....1-0
12/08/2015 W 89-76 H

FLORIDA

Arkansas trails.....15-27 SEC: Same
(Arkansas joined the SEC in '91-'92)
Home.....10-7 SEC: Same
Away.....3-15 SEC: Same
Neutral.....2-5 SEC: Same
01/22/1992 9/- W 75-62 H
02/06/1993 17/- W 74-66 H
02/12/1994 3/20 W 99-87 H
02/28/1995 7/- W 94-85 A
01/03/1996 W 75-60 H
01/05/1997 L 75-62 H
01/14/1998 22/- W 89-84 A
02/16/1999 -/23 L 74-61 A
03/05/1999 22/21 W 75-74 N (Atlanta)
02/15/2000 -/11 L 80-71 H
02/10/2001 -/8 L 73-63 H
01/26/2002 -/5 W 94-92 (OT) A
02/01/2003 -/4 L 77-66 H
02/28/2004 L 73-68 H
01/08/2005 L 82-74 A
02/18/2006 -/10 W 85-81 (OT) H
03/10/2006 -/16 L 74-71 N (Nashville)
01/09/2007 -/2 L 79-72 A
02/12/2007 -/6 L 77-56 N (Atlanta)
02/02/2008 -/20 W 80-61 H
01/17/2009 L 80-65 N (Tampa)
03/12/2009 L 73-58 H
01/21/2010 L 71-66 H
01/22/2011 L 75-43 A
02/18/2012 -/14 L 98-68 H
02/05/2013 -/2 W 80-69 H
02/23/2013 -/5 L 71-54 A
01/11/2014 -/10 L 84-82 (OT) H
01/31/2015 L 57-56 H
02/03/2016 L 87-83 A
03/10/2016 L 68-61 N (Nashville)

12/29/2016 -/25 L 81-72 H
03/01/2017 -/12 L 78-65 A
01/17/2018 L 88-73 A
03/09/2018 -/23 W 80-72 N (St. Louis)
01/09/2019 L 57-51 H
03/14/2019 L 66-50 N (Nashville)
02/18/2020 L 73-59 A
02/16/2021 24/- W 75-64 H
02/22/2022 18/- W 82-74 A
02/18/2023 W 84-65 H
01/13/2024 L 90-68 A

FLORIDA A&M

Arkansas leads.....4-0
Home.....4-0
12/21/1994 W 97-57 H
11/29/2008 W 86-61 H
02/16/2011 W 94-55 H
11/20/2012 W 89-60 H

FLORIDA GULF COAST (FGCU)

Arkansas leads.....1-0
Home.....1-0
11/22/2010 W 90-47 H

FLORIDA INTERNATIONAL (FIU)

Arkansas leads.....1-0
Home.....1-0
12/01/2018 W 121-89 H

FLORIDA STATE

Series tied.....1-1
Away.....1-0
Neutral.....0-1
01/18/1989 L 112-105 (OT) N (LR)
01/21/1991 2/- W 109-92 A

FORDHAM

Arkansas leads.....2-1
Home.....1-0
Neutral.....1-1
12/29/1967 L 80-73 N (Oklahoma City)
11/25/1983 14/- W 62-61 N (Anchorage)
11/11/2022 10/- W 74-48 H

FORT WAYNE

Arkansas leads.....1-0
Away.....1-0
11/11/2016 W 92-83 H

FRESNO STATE

Arkansas leads.....2-0
Home.....1-0
Neutral.....1-0
11/29/1997 -/12 W 70-69 N (Phoenix)
11/17/2017 W 83-75 H

FURMAN

Arkansas leads.....1-0
Home.....1-0
12/04/1923 W 97-83 H

GARDNER-WEBB

Arkansas leads.....3-0
Home.....3-0
11/27/2004 W 79-63 H
11/13/2021 16/- W 86-69 H
11/10/2022 14/- W 86-68 H

GEORGETOWN

Series tied.....2-2
Away.....0-1
Neutral.....2-1
02/03/1985 -/2 L 56-39 A
03/20/1994 2/- W 85-73 N (Oklahoma City)
11/27/1994 1/14 W 97-79 N (Memphis)
03/15/2001 -/21 L 63-61 N (Boise)

GEORGIA

Arkansas leads.....27-17 SEC: Same
(Arkansas joined the SEC in '91-'92)
Home.....14-3 SEC: Same
Away.....7-11 SEC: Same
Neutral.....6-3 SEC: Same
02/18/1992 10/- L 87-78 A
03/13/1992 6/- W 73-60 N (Birmingham)
01/30/1993 16/- W 97-79 H
03/12/1993 14/- W 65-60 N (Lexington)
02/22/1994 1/- W 74-65 A
03/11/1994 1/- W 95-83 N (Memphis)
01/18/1995 9/- W 84-82 H



RAZORBACK RECORDS

02/25/1996	L	71-59	A
02/15/1997	W	79-74	H
03/07/1997	L	65-63	N (Memphis)
02/10/1998	12/-	L 86-70	A
01/16/1999	24/-	W 82-79	H
01/12/2000	W	74-54	A
03/09/2000	W	71-64	N (Atlanta)
03/03/2001	W	82-67	H
01/23/2002	-1/5	L 81-67	A
01/18/2003	-2/0	L 81-64	H
01/31/2004	L	71-50	A
02/09/2005	W	62-47	H
03/05/2006	W	74-57	A
03/09/2006	W	80-67	N (Nashville)
01/17/2007	L	67-64	H
01/19/2008	L	82-69	A
03/16/2008	L	66-57	N (Atlanta)
03/01/2009	W	89-67	H
02/03/2010	W	72-68	A
03/11/2010	L	77-64	N (Nashville)
02/02/2011	L	60-59	H
02/08/2012	L	81-59	A
02/21/2013	W	62-60	H
01/18/2014	L	66-61 (OT)	A
03/01/2014	W	87-75	H
01/06/2015	23/-	W 79-75	A
03/14/2015	21/-	W 60-49	N (Nashville)
01/23/2016	L	76-73 (OT)	A
03/04/2017	W	85-67	H
01/23/2018	W	80-77 (2OT)	A
01/29/2019	W	70-60	H
02/29/2020	L	99-89	A
01/09/2021	W	99-69	H
02/02/2022	W	99-73	A
02/21/2023	W	97-65	H
01/10/2024	L	76-66	A
02/10/2024	W	78-75	H

GEORGIA SOUTHERN

Arkansas leads.....1-0
Home.....1-0
12/01/1971 W 93-91 H

GEORGIA STATE

Arkansas leads.....2-0
Home.....1-0
Neutral.....1-0
12/13/1972 W 70-39 H
03/15/1991 2/- W 117-76 N (Atlanta)

GEORGIA TECH

Arkansas trails.....2-5
Home.....0-1
Away.....1-2
Neutral.....1-2
12/30/1961 W 72-42 N (Greenville, S.C.)
01/29/1965 L 93-83 A
01/28/1966 L 88-75 A
12/26/1984 L 72-52 N (Honolulu)
11/26/2015 L 83-73 N (Brooklyn)
12/19/2018 L 69-65 H
11/25/2019 W 62-61 (OT) A

GONZAGA

Series Tied.....1-1
Neutral.....1-1
11/27/1913 -1/1 L 91-81 N (Maui)
03/24/2022 17/1 W 76-68 N (San Francisco)

GRAMBLING STATE

Arkansas leads.....5-0
Home.....4-0
Neutral.....1-0
11/28/1986 W 84-65 N (PB)
12/31/2000 W 121-66 H
11/25/2003 W 64-46 H
11/28/2010 W 75-52 H
11/26/2011 W 86-44 H

HARDIN-SIMMONS

Arkansas leads.....3-1
Home.....3-0
Away.....0-1
12/12/1964 W 68-63 H
12/05/1970 L 112-96 A
01/17/1971 W 110-101 H
12/19/1977 4/- W 86-55 H

HARTFORD

Arkansas leads.....1-0
Home.....1-0
12/23/2004 W 87-55 H

HAWAII

Arkansas leads.....2-0
Away.....2-0
12/01/1977 W 79-60 A
12/02/1977 W 78-53 A

HENDRIX

Arkansas leads.....8-0
Home.....8-0
02/08/1924 W 28-18 H
02/09/1924 W 39-21 H
01/09/1925 W 40-16 H
01/10/1925 W 34-25 H
01/08/1926 W 43-25 H
01/09/1926 W 39-21 H
01/20/1928 W 69-30 H
01/21/1928 W 50-24 H

HIGH POINT

Arkansas leads.....1-0
Home.....1-0
12/28/2013 W 89-48 H

HOFSTRA

Arkansas leads.....2-1
Home.....1-0
Neutral.....1-1
12/12/1974 W 63-58 H
01/04/1978 3/- W 95-70 N (PB)
12/18/2021 24/- L 89-81 N (NLR)

HOLY CROSS

Arkansas leads.....1-0
Neutral.....1-0
03/18/1993 W 94-64 N (Winston-Salem)

HOUSTON

Arkansas leads.....22-18
Home.....14-4
Away.....6-13
Neutral.....2-1
01/15/1976 L 72-71 A
01/12/1976 W 92-47 H
01/08/1977 18/- W 81-70 H
02/05/1977 14/- W 82-80 A
03/05/1977 7/- W 80-74 A
01/18/1978 3/- W 84-65 H
02/18/1978 1/- L 84-75 A
03/04/1978 4/- L 70-69 A
01/06/1979 14/- W 62-61 A
02/17/1979 11/- W 78-58 H
01/19/1980 W 60-57 H
02/09/1980 L 90-84 (3OT) A
01/19/1981 L 57-54 A
02/14/1981 W 70-55 H
01/23/1982 15/19 W 67-66 H
02/13/1982 8/- L 55-53 H
03/06/1982 14/- W 84-69 N (Dallas)
01/22/1983 4/14 L 75-60 A
03/03/1983 5/1 L 74-66 H
02/25/1984 11/3 L 64-61 A
03/04/1984 12/2 W 73-68 H
03/11/1984 8/5 L 57-56 N (Dallas)
01/19/1985 L 78-73 A
02/20/1985 W 73-59 H
01/15/1986 L 87-85 (OT) H
02/15/1986 L 93-83 A
01/17/1987 L 60-55 A
02/11/1987 L 57-54 H
01/30/1988 W 71-62 H
03/03/1988 L 82-77 H
02/01/1989 W 88-87 H
03/06/1989 W 107-79 H
01/03/1990 14/- W 82-78 A
01/22/1990 6/- W 100-89 H
03/11/1990 9/- W 96-84 N (Dallas)
01/06/1991 2/- W 95-79 H
02/07/1991 2/- W 81-74 H
11/18/2011 L 87-78 H
12/06/2016 W 84-72 H
12/02/2017 L 91-65 A

HOLY CROSS

Arkansas leads.....1-0
Neutral.....1-0
03/18/1993 W 94-64 N (Winston-Salem)

HOUSTON

Arkansas leads.....22-18
Home.....14-4
Away.....6-13
Neutral.....2-1
01/15/1976 L 72-71 A
01/12/1976 W 92-47 H
01/08/1977 18/- W 81-70 H
02/05/1977 14/- W 82-80 A
03/05/1977 7/- W 80-74 A
01/18/1978 3/- W 84-65 H
02/18/1978 1/- L 84-75 A
03/04/1978 4/- L 70-69 A
01/06/1979 14/- W 62-61 A
02/17/1979 11/- W 78-58 H
01/19/1980 W 60-57 H
02/09/1980 L 90-84 (3OT) A
01/19/1981 L 57-54 A
02/14/1981 W 70-55 H
01/23/1982 15/19 W 67-66 H
02/13/1982 8/- L 55-53 H
03/06/1982 14/- W 84-69 N (Dallas)
01/22/1983 4/14 L 75-60 A
03/03/1983 5/1 L 74-66 H
02/25/1984 11/3 L 64-61 A
03/04/1984 12/2 W 73-68 H
03/11/1984 8/5 L 57-56 N (Dallas)
01/19/1985 L 78-73 A
02/20/1985 W 73-59 H
01/15/1986 L 87-85 (OT) H
02/15/1986 L 93-83 A
01/17/1987 L 60-55 A
02/11/1987 L 57-54 H
01/30/1988 W 71-62 H
03/03/1988 L 82-77 H
02/01/1989 W 88-87 H
03/06/1989 W 107-79 H
01/03/1990 14/- W 82-78 A
01/22/1990 6/- W 100-89 H
03/11/1990 9/- W 96-84 N (Dallas)
01/06/1991 2/- W 95-79 H
02/07/1991 2/- W 81-74 H
11/18/2011 L 87-78 H
12/06/2016 W 84-72 H
12/02/2017 L 91-65 A

HOUSTON

Arkansas leads.....22-18
Home.....14-4
Away.....6-13
Neutral.....2-1
01/15/1976 L 72-71 A
01/12/1976 W 92-47 H
01/08/1977 18/- W 81-70 H
02/05/1977 14/- W 82-80 A
03/05/1977 7/- W 80-74 A
01/18/1978 3/- W 84-65 H
02/18/1978 1/- L 84-75 A
03/04/1978 4/- L 70-69 A
01/06/1979 14/- W 62-61 A
02/17/1979 11/- W 78-58 H
01/19/1980 W 60-57 H
02/09/1980 L 90-84 (3OT) A
01/19/1981 L 57-54 A
02/14/1981 W 70-55 H
01/23/1982 15/19 W 67-66 H
02/13/1982 8/- L 55-53 H
03/06/1982 14/- W 84-69 N (Dallas)
01/22/1983 4/14 L 75-60 A
03/03/1983 5/1 L 74-66 H
02/25/1984 11/3 L 64-61 A
03/04/1984 12/2 W 73-68 H
03/11/1984 8/5 L 57-56 N (Dallas)
01/19/1985 L 78-73 A
02/20/1985 W 73-59 H
01/15/1986 L 87-85 (OT) H
02/15/1986 L 93-83 A
01/17/1987 L 60-55 A
02/11/1987 L 57-54 H
01/30/1988 W 71-62 H
03/03/1988 L 82-77 H
02/01/1989 W 88-87 H
03/06/1989 W 107-79 H
01/03/1990 14/- W 82-78 A
01/22/1990 6/- W 100-89 H
03/11/1990 9/- W 96-84 N (Dallas)
01/06/1991 2/- W 95-79 H
02/07/1991 2/- W 81-74 H
11/18/2011 L 87-78 H
12/06/2016 W 84-72 H
12/02/2017 L 91-65 A

HOUSTON

Arkansas leads.....22-18
Home.....14-4
Away.....6-13
Neutral.....2-1
01/15/1976 L 72-71 A
01/12/1976 W 92-47 H
01/08/1977 18/- W 81-70 H
02/05/1977 14/- W 82-80 A
03/05/1977 7/- W 80-74 A
01/18/1978 3/- W 84-65 H
02/18/1978 1/- L 84-75 A
03/04/1978 4/- L 70-69 A
01/06/1979 14/- W 62-61 A
02/17/1979 11/- W 78-58 H
01/19/1980 W 60-57 H
02/09/1980 L 90-84 (3OT) A
01/19/1981 L 57-54 A
02/14/1981 W 70-55 H
01/23/1982 15/19 W 67-66 H
02/13/1982 8/- L 55-53 H
03/06/1982 14/- W 84-69 N (Dallas)
01/22/1983 4/14 L 75-60 A
03/03/1983 5/1 L 74-66 H
02/25/1984 11/3 L 64-61 A
03/04/1984 12/2 W 73-68 H
03/11/1984 8/5 L 57-56 N (Dallas)
01/19/1985 L 78-73 A
02/20/1985 W 73-59 H
01/15/1986 L 87-85 (OT) H
02/15/1986 L 93-83 A
01/17/1987 L 60-55 A
02/11/1987 L 57-54 H
01/30/1988 W 71-62 H
03/03/1988 L 82-77 H
02/01/1989 W 88-87 H
03/06/1989 W 107-79 H
01/03/1990 14/- W 82-78 A
01/22/1990 6/- W 100-89 H
03/11/1990 9/- W 96-84 N (Dallas)
01/06/1991 2/- W 95-79 H
02/07/1991 2/- W 81-74 H
11/18/2011 L 87-78 H
12/06/2016 W 84-72 H
12/02/2017 L 91-65 A

HOUSTON

Arkansas leads.....22-18
Home.....14-4
Away.....6-13
Neutral.....2-1
01/15/1976 L 72-71 A
01/12/1976 W 92-47 H
01/08/1977 18/- W 81-70 H
02/05/1977 14/- W 82-80 A
03/05/1977 7/- W 80-74 A
01/18/1978 3/- W 84-65 H
02/18/1978 1/- L 84-75 A
03/04/1978 4/- L 70-69 A
01/06/1979 14/- W 62-61 A
02/17/1979 11/- W 78-58 H
01/19/1980 W 60-57 H
02/09/1980 L 90-84 (3OT) A
01/19/1981 L 57-54 A
02/14/1981 W 70-55 H
01/23/1982 15/19 W 67-66 H
02/13/1982 8/- L 55-53 H
03/06/1982 14/- W 84-69 N (Dallas)
01/22/1983 4/14 L 75-60 A
03/03/1983 5/1 L 74-66 H
02/25/1984 11/3 L 64-61 A
03/04/1984 12/2 W 73-68 H
03/11/1984 8/5 L 57-56 N (Dallas)
01/19/1985 L 78-73 A
02/20/1985 W 73-59 H
01/15/1986 L 87-85 (OT) H
02/15/1986 L 93-83 A
01/17/1987 L 60-55 A
02/11/1987 L 57-54 H
01/30/1988 W 71-62 H
03/03/1988 L 82-77 H
02/01/1989 W 88-87 H
03/06/1989 W 107-79 H
01/03/1990 14/- W 82-78 A
01/22/1990 6/- W 100-89 H
03/11/1990 9/- W 96-84 N (Dallas)
01/06/1991 2/- W 95-79 H
02/07/1991 2/- W 81-74 H
11/18/2011 L 87-78 H
12/06/2016 W 84-72 H
12/02/2017 L 91-65 A

HOUSTON

Arkansas leads.....22-18
Home.....14-4
Away.....6-13
Neutral.....2-1
01/15/1976 L 72-71 A
01/12/1976 W 92-47 H
01/08/1977 18/- W 81-70 H
02/05/1977 14/- W 82-80 A
03/05/1977 7/- W 80-74 A
01/18/1978 3/- W 84-65 H
02/18/1978 1/- L 84-75 A
03/04/1978 4/- L 70-69 A
01/06/1979 14/- W 62-61 A
02/17/1979 11/- W 78-58 H
01/19/1980 W 60-57 H
02/09/1980 L 90-84 (3OT) A
01/19/1981 L 57-54 A
02/14/1981 W 70-55 H
01/23/1982 15/19 W 67-66 H
02/13/1982 8/- L 55-53 H
03/06/1982 14/- W 84-69 N (Dallas)
01/22/1983 4/14 L 75-60 A
03/03/1983 5/1 L 74-66 H
02/25/1984 11/3 L 64-61 A
03/04/1984 12/2 W 73-68 H
03/11/1984 8/5 L 57-56 N (Dallas)
01/19/1985 L 78-73 A
02/20/1985 W 73-59 H
01/15/1986 L 87-85 (OT) H
02/15/1986 L 93-83 A
01/17/1987 L 60-55 A
02/11/1987 L 57-54 H
01/30/1988 W 71-62 H
03/03/1988 L 82-77 H
02/01/1989 W 88-87 H
03/06/1989 W 107-79 H
01/03/1990 14/- W 82-78 A
01/22/1990 6/- W 100-89 H
03/11/1990 9/- W 96-84 N (Dallas)
01/06/1991 2/- W 95-79 H
02/07/1991 2/- W 81-74 H
11/18/2011 L 87-78 H
12/06/2016 W 84-72 H
12/02/2017 L 91-65 A

HOUSTON

Arkansas leads.....22-18
Home.....14-4
Away.....6-13
Neutral.....2-1
01/15/1976 L 72-71 A
01/12/1976 W 92-47 H
01/08/1977 18/- W 81-70 H
02/05/1977 14/- W 82-80 A
03/05/1977 7/- W 80-74 A
01/18/1978 3/- W 84-65 H
02/18/1978 1/- L 84-75 A
03/04/1978 4/- L 70-69 A
01/06/1979 14/- W 62-61 A
02/17/1979 11/- W 78-58 H
01/19/1980 W 60-57 H
02/09/1980 L 90-84 (3OT) A
01/19/1981 L 57-54 A
02/14/1981 W 70-55 H
01/23/1982 15/19 W 67-66 H
02/13/1982 8/- L 55-53 H
03/06/1982 14/- W 84-69 N (Dallas)
01/22/1983 4/14 L 75-60 A
03/03/1983 5/1 L 74-66 H
02/25/1984 11/3 L 64-61 A
03/04/1984 12/2 W 73-68 H
03/11/1984 8/5 L 57-56 N (Dallas)
01/19/1985 L 78-73 A
02/20/1985 W 73-59 H
01/15/1986 L 87-85 (OT) H
02/15/1986 L 93-83 A
01/17/1987 L 60-55 A
02/11/1987 L 57-54 H
01/30/1988 W 71-62 H
03/03/1988 L 82-77 H
02/01/1989 W 88-87 H
03/06/1989 W 107-79 H
01/03/1990 14/- W 82-78 A
01/22/1990 6/- W 100-89 H
03/11/1990 9/- W 96-84 N (Dallas)
01/06/1991 2/- W 95-79 H
02/07/1991 2/- W 81-74 H
11/18/2011 L 87-78 H
12/06/2016 W 84-72 H
12/02/2017 L 91-65 A

HOUSTON

Arkansas leads.....22-18
Home.....14-4
Away.....6-13
Neutral.....2-1
01/15/1976 L 72-71 A
01/12/1976 W 92-47 H
01/08/1977 18/- W 81-70 H
02/05/1977 14/- W 82-80 A
03/05/1977 7/- W 80-74 A
01/18/1978 3/- W 84-65 H
02/18/1978 1/- L 84-75 A
03/04/1978 4/- L 70-69 A
01/06/1979 14/- W 62-61 A
02/17/1979 11/- W 78-58 H
01/19/1980 W 60-57 H
02/09/1980 L 90-84 (3OT) A
01/19/1981 L 57-54 A
02/14/1981 W 70-55 H
01/23/1982 15/19 W 67-66 H
02/13/1982 8/- L 55-53 H
03/06/1982 14/- W 84-69 N (Dallas)
01/22/1983 4/14 L 75-60 A
03/03/1983 5/1 L 74-66 H
02/25/1984 11/3 L 64-61 A
03/04/1984 12/2 W 73-68 H
03/11/1984 8/5 L 57-56 N (Dallas)
01/19/1985 L 78-73 A
02/20/1985 W 73-59 H
01/15/1986 L 87-85 (OT) H
02/15/1986 L 93-83 A
01/17/1987 L 60-55 A
02/11/1987 L 57-54 H
01/30/1988 W 71-62 H
03/03/1988 L 82-77 H
02/01/1989 W 88-87 H
03/06/1989 W 107-79 H
01/03/1990 14/- W 82-78 A
01/22/1990 6/- W 100-89 H
03/11/1990 9/- W 96-84 N (Dallas)
01/06/1991 2/- W 95-79 H
02/07/1991 2/- W 81-74 H
11/18/2011 L 87-78 H
12/06/2016 W 84-72 H
12/02/2017 L 91-65 A

HOUSTON

Arkansas leads.....22-18
Home.....14-4
Away.....6-13
Neutral.....2-1
01/15/1976 L 72-71 A
01/12/1976 W 92-47 H
01/08/1977 18/- W 81-70 H
02/05/1977 14/- W 82-80 A
03/05/1977 7/- W 80-74 A
01/18/1978 3/- W 84-65 H
02/18/1978 1/- L 84-75 A
03/04/1978 4/- L 70-69 A
01/06/1979 14/- W 62-61 A
02/17/1979 11/- W 78-58 H
01/19/1980 W 60-57 H
02/09/1980 L 90-84 (3OT) A
01/19/1981 L 57-54 A
02/14/1981 W 70-55 H
01/23/1982 15/19 W 67-66 H
02/13/1982 8/- L 55-53 H
03/06/1982 14/- W 84-69 N (Dallas)
01/22/1983 4/14 L 75-60 A
03/03/1983 5/1 L 74-66 H
02/25/1984 11/3 L 64-61 A
03/04/1984 12/2 W 73-68 H
03/11/1984 8/5 L 57-56 N (Dallas)
01/19/1985 L 78-73 A
02/20/1985 W 73-59 H
01/15/1986 L 87-85 (OT) H
02/15/1986 L 93-83 A
01/17/1987 L 60-55 A
02/11/1987 L 57-54 H
01/30/1988 W 71-62 H
03/03/1988 L 82-77 H
02/01/1989 W 88-87 H
03/06/1989 W 107-79 H
01/03/1990 14/- W 82-78 A
01/22/1990 6/- W 100-89 H
03/11/1990 9/- W 96-84 N (Dallas)
01/06/1991 2/- W 95-79 H
02/07/1991 2/- W 81-74 H
11/18/2011 L 87-78 H
12/06/2016 W 84-72 H
12/02/2017 L 91-65 A

IDAHO STATE

Arkansas trails.....0-2
Neutral.....0-2
12/30/1967 L 77-75 N (Oklahoma City)
12/28/1971 L 88-73 N (Logan, Utah)

ILLINOIS

Arkansas trails.....1-5
Away.....0-1
Neutral.....1-4
12/14/1949 L 65-53 A
12/08/2001 -1/5 L 94-91 N (Chicago)
12/07/2002 -1/25 L 62-58 N (NLR)
12/06/2003 -1/1

SERIES RECORDS VERSUS ALL OPPONENTS

01/30/1996	W	76-68	H
03/02/1996	W	94-79	A
01/11/1997	W	82-57	H
03/01/1997	L	66-64	A
01/14/1998	23/-	W 62-59	H
01/28/1998	15/-	W 85-68	A
01/02/1999	20/-	W 80-75	A
01/27/1999	21/-	W 86-64	H
01/26/2000	L	96-75	A
02/19/2000	-/16	L 78-67	H
03/11/2000	-/10	W 69-67	N (Atlanta)
01/27/2001	W	59-52	A
02/17/2001	W	87-70	H
03/09/2001	W	77-72	N (Nashville)
01/13/2002	L	75-69	A
02/16/2002	L	67-63	H
01/22/2003	W	73-65	H
02/22/2003	L	75-56	A
03/13/2003	L	85-56	N (New Orleans)
01/06/2004	L	66-55	H
02/07/2004	L	65-52	A
01/19/2005	L	66-63 (OT)	A
02/12/2005	W	65-62	H
01/11/2006	L	63-58	H
02/08/2006	L	78-77	A
01/20/2007	-/16	W 72-52	H
02/10/2007	L	71-67	A
01/26/2008	W	68-52	H
02/20/2008	W	87-61	H
01/31/2009	L	79-69	A
02/18/2009	-/23	L 72-69	H
02/10/2010	W	87-52	H
02/24/2010	L	65-54	A
01/12/2011	L	56-53	A
02/12/2011	W	80-61	H
01/14/2012	W	69-60	H
02/04/2012	L	71-65	A
03/08/2012	L	70-54	N (New Orleans)
02/27/2013	L	65-60	A
02/01/2014	L	75-71	A
02/15/2014	W	81-70	H
03/07/2015	18/-	L 81-78	H
01/16/2016	L	76-74	A
02/23/2016	W	85-65	H
01/21/2017	W	99-86	H
02/11/2017	W	78-70	A
01/10/2018	L	75-54	H
02/03/2018	L	94-86	A
01/12/2019	L	94-88 (OT)	H
02/02/2019	-/19	W 90-89	A
01/08/2020	L	79-77	A
03/04/2020	W	99-90	H
01/13/2021	L	92-76	A
02/27/2021	20/-	W 83-75	H
03/13/2021	8/-	L 78-71	N (Nashville)
01/15/2022	-/12	W 65-58	H
03/02/2022	14/-	W 77-76	H
03/11/2022	15/-	W 79-67	N (Tampa)
12/28/2022	9/-	L 60-567	A
01/24/2023	W	60-40	H
02/03/2024	L	95-74	A
03/06/2024	W	94-83	H

LOUISIANA TECH

Arkansas leads.....	6-0		
Home.....	4-0		
Neutral.....	2-0		
11/29/1986	W 90-64	N (LR)	
12/05/1990	3/-	W 114-97	N (LR)
12/10/2002	W	72-60	H
12/17/2003	W	68-56	H
12/30/2006	W	80-50	H
12/22/2011	W	77-63	H

LOUISVILLE

Series tied.....	4-4		
Home.....	0-1		
Away.....	1-0		
Neutral.....	3-3		
03/15/1979	5/13	W 73-62	N (Cincinnati)
03/14/1981	20/12	W 74-73	N (Austin)
3/24/1983	9/2	L 65-63	N (Knoxville)
03/18/1989	-/12	L 93-84	N (Indianapolis)
12/21/1996	19/18	L 91-88 (OT)	H
12/09/1997	15/-	W 100-83	A
11/17/2009	-/20	L 96-66	N (St. Louis)
11/21/2023	9/-	W 80-54	N (Mau)

LOYOLA-CHICAGO

Arkansas trails.....	0-1		
Home.....	0-1		
12/27/1962	-/3	L 81-62	A

LOYOLA-MARYMOUNT

Arkansas leads.....	3-0		
Home.....	1-0		
Neutral.....	2-0		
12/27/1947	W 60-47	N (Los Angeles)	
12/01/1979	W	76-66	H
03/16/1989	W	120-101	N (Indianapolis)

LOYOLA-NEW ORLEANS

Arkansas leads.....	1-0		
Neutral.....	1-0		
12/30/1965	W	67-57	N (El Paso)

MACMURRAY (ILL.)

Arkansas leads.....	1-0		
Home.....	1-0		
01/04/1975	W	100-66	H

MAINE

Arkansas leads.....	1-0		
Home.....	1-0		
11/12/2001	W	64-47	H

MARIST

Arkansas leads.....	1-0		
Neutral.....	1-0		
11/24/2006	W	73-64	N (Orlando)

MARQUETTE

Arkansas leads.....	1-0		
Neutral.....	1-0		
03/16/1996	-/20	W 65-56	N (Providence)

MARYLAND

Arkansas trails.....	1-2		
Home.....	1-0		
Away.....	0-1		
Neutral.....	0-1		
12/30/1987	L	88-61	A
12/10/1988	W	73-68	H
11/23/2005	-/23	L 75-62	N (Mau)

MARYLAND-EASTERN SHORE

Arkansas leads.....	1-0		
Home.....	1-0		
01/02/2001	W	100-40	H

MASSACHUSETTS (UMASS)

Arkansas trails.....	0-2		
Neutral.....	0-2		
11/25/1994	1/3	L 104-80	N (Springfield, Mass.)
03/21/1996	-/3	L 79-63	N (Atlanta)

MCNEESE STATE

Arkansas leads.....	1-0		
Home.....	1-0		
12/19/1996	19/-	W 95-68	H

MEMPHIS

<i>(Known as Memphis State until 1994)</i>			
Series Tied.....	11-11		
Home.....	5-1		
Away.....	4-5		
Neutral.....	2-5		
12/16/1966	L	43-36	A
12/31/1971	L	92-77	A
12/23/1972	L	87-86	N (LR)
12/30/1976	17/-	L 69-62	N (LR)
12/31/1977	3/-	W 95-70	A
12/30/1978	20/-	W 82-69	N (LR)
02/08/1992	19/-	L 74-67	A
02/08/1992	5/-	L 92-88	A
03/21/1992	9/-	L 82-80	N (Milwaukee)
12/02/1992	-/8	W 81-76	H
12/08/1993	1/-	W 96-78	A
02/09/1995	12/-	W 88-87	H
03/24/1995	6/-	W 96-91 (OT)	N (Kansas City)
01/18/1996	-/9	L 94-72	A
02/01/1997	W	79-63	H
01/10/1998	22/-	W 75-72	A
12/19/1998	20/-	W 99-74	H
01/03/2000	L	76-71	A
02/12/2000	25/-	W 74-68	H
01/02/2002	W	90-73	H
01/02/2003	L	72-67	H
11/23/2023	20/-	L 86-79	N (Atlantis)

MERCER

Arkansas leads.....	5-1		
Home.....	2-0		
Neutral.....	3-1		
03/12/1981	20/-	W 73-67	N (Austin)
01/05/1983	10/-	W 82-62	N (PB)
11/26/1999	W	71-54	N (Hilo)
12/18/1999	W	85-60	H
12/19/2015	L	69-66 (OT)	N (NLR)
11/09/2021	16/-	W 74-61	H

MEXICO UNIVERSITY

Arkansas leads.....	1-0		
Home.....	1-0		
01/20/1947	W	55-37	H

MIAMI (FLA.)

Arkansas trails.....	0-1		
Neutral.....	0-1		
03/17/2000	-/23	L 75-71	N (Nashville)

MICHIGAN

Arkansas trails.....	3-4		
Home.....	2-0		
Away.....	0-2		
Neutral.....	1-2		
12/30/1966	L	82-72	N (Los Angeles)
12/06/1980	11/-	L 78-65	A
11/28/1981	18/-	W 83-72	H
03/27/1994	2/11	W 76-68	N (Dallas)
03/25/1997	L	77-62	N (NYC-MSG)
01/21/2012	-/20	W 66-64	H
12/08/2012	-/3	L 80-67	A

MICHIGAN STATE

Arkansas Trails.....	0-2		
Neutral.....	0-2		
11/27/1991	2/-	L 86-71	N (Mau)
11/28/1995	25/-	L 75-72	N (Auburn Hills)

MINNESOTA

Arkansas leads.....	4-2		
Home.....	1-0		
Away.....	0-2		
Neutral.....	3-0		
12/20/1984	W	56-46	N (PB)
12/07/1985	L	71-64	A
11/25/1991	2/-	W 92-83	N (Mau)
11/26/2013	W	87-73	N (Mau)
11/22/2016	L	85-71	A
12/09/2017	-/14	W 95-79	H

MISSISSIPPI (OLE MISS)

Arkansas leads.....	52-34	SEC: 30-28
<i>(Arkansas joined SEC in '91-92)</i>		
Home.....	18-11	SEC: 18-10
Away.....	10-21	SEC: 10-19
Neutral.....	24-2	SEC: 1-0

12/22/1937	W	47-43	N (Memphis)
12/23/1937	W	48-46	N (LR)
12/20/1950	W	45-35	N (Memphis)
12/21/1950	L	45-41	N (LR)
12/07/1951	W	66-58	N (LR)
12/08/1951	W	68-66	N (Memphis)
12/20/1952	W	104-72	N (LR)
01/05/1954	W	89-76	N (Memphis)
12/17/1954	W	74-64	N (LR)
01/28/1956	W	85-69	N (Memphis)
12/13/1957	W	61-58	N (LR)
12/13/1958	W	83-81 (OT)	N (Memphis)
12/12/1959	L	78-63	N (LR)
12/10/1960	W	77-71	N (Blytheville)
12/16/1961	W	59-54	N (LR)
12/15/1962	W	90-60	N (Blytheville)
12/28/1963	W	76-68	N (Shreveport)
12/29/1964	W	82-48	N (Shreveport)
12/09/1967	W	64-62	N (LR)
12/07/1968	L	65-61 (OT)	A
12/10/1973	L	117-66	A
12/09/1974	L	84-73	H
12/19/1978	W	67-66	N (Memphis)
12/15/1979	20/-	W 67-59	N (LR)
12/03/1986	W	70-56	N (Memphis)
12/09/1987	W	79-40	N (PB)
12/13/1988	W	74-68	N (Memphis)
12/05/1989	10/-	W 90-76	N (PB)
01/18/1992	12/-	W 114-93	A
03/07/1992	7/-	W 100-83	H
01/06/1993	13/-	W 90-78	A
02/27/1993	15/-	W 85-63	H
01/05/1994	1/-	W 87-61	H
02/19/1994	1/-	W 90-73	A
01/14/1995	3/-	L 76-71	A

02/18/1995	10/-	W 85-70	H
01/10/1996	W	63-62	A
02/14/1996	W	79-73	H
01/02/1997	L	91-74	H
01/29/1997	L	71-52	A
02/05/1998	14/17	W 100-87	H
02/25/1998	12/13	L 81-65	A
01/09/1999	18/-	L 76-65	H
01/30/1999	21/-	L 89-81	H
01/05/2000	W	71-64	H
02/02/2000	L	87-82	H
01/10/2001	-/20	L 53-48	H
01/31/2001	L	84-73	A
01/19/2002	L	70-64	H
02/09/2002	L	79-67	H
01/25/2003	L	73-54	A
03/08/2003	L	64-54	H
01/17/2004	W	86-78	H
03/06/2004	L	55-45	A
01/05/2005	W	69-46	H
02/05/2005	W	66-65	A
01/25/2006	W	71-58	H
02/15/2006	L	73-70	H
01/13/2007	L	74-72	A
02/17/2007	W	83-66	H
02/09/2008	W	75-69	H
03/04/2008	L	81-72	A
01/14/2009	L	74-65	H
03/04/2009	L	98-91 (OT)	A
01/31/2010	-/18	W 80-73	H
03/06/2010	L	68-66	H
02/05/2011	L	69-60	H
03/05/2011	L	84-74	A
01/11/2012	L	71-63	A
02/28/2012	L	77-75	H
01/19/2013	L	76-64	A
03/05/2014	W	110-80	H
01/17/2015	19/-	L 96-82	H
02/14/2015	24/-	W 71-70	H
02/			

RAZORBACK RECORDS

01/24/2015	W	61-60	A
02/18/2015	18/-	W 84-69	H
01/12/2016	W	94-61	A
02/20/2016	W	84-72	H
01/14/2017	W	92-73	H
02/04/2017	L	83-78	A
01/13/2018	W	65-63	H
03/03/2018	L	77-67	A
01/23/2019	W	72-60	H
02/12/2019	L	79-78	A
02/08/2020	L	83-79 (OT)	A
02/22/2020	W	78-68	H
01/02/2021	-/12	L 81-68	H
02/13/2021	-/10	W 86-81 (OT)	A
03/12/2021	8/-	W 70-64	N (Nashville)
01/12/2022	W	87-43	H
02/15/2022	23/-	W 76-57	A
01/04/2023	13/20	W 74-68	H
01/18/2023	25/-	L 79-76	A
01/31/2024	W	91-84	H
02/24/2024	W	88-73	H

MISSOURI-KANSAS CITY

Arkansas leads.....1-0
Home.....1-0
12/02/2006 W 1-61 H

MISSOURI-ST. LOUIS

Arkansas leads.....4-1
Home.....4-0
Away.....0-1
12/21/1970 W 91-84 H
12/06/1971 L 85-79 A
01/06/1973 W 104-78 H
01/09/1978 3/- W 87-65 H
12/05/1979 W 79-50 H

MISSOURI STATE

(Known as Southwest Missouri State until 2005)
Arkansas leads.....18-6
Home.....11-1
Away.....5-5
Neutral.....2-0
01/18/1924 L 38-31 H
01/19/1924 W 22-21 H
12/22/1927 L 45-31 A
01/04/1930 L 40-21 A
12/18/1931 W 41-38 A
02/22/1932 W 37-19 A
12/16/1933 L 16-13 A
01/14/1934 W 22-15 A
12/18/1942 W 47-31 A
12/07/1946 W 62-55 N (Joplin)
12/03/1975 W 83-57 H
12/01/1975 W 72-71 A
11/26/1977 7/- W 65-47 H
12/03/1980 11/- W 98-65 H
12/06/1982 15/- W 87-66 N (LR)
12/08/1983 15/- W 56-41 A
12/08/1984 W 70-56 H
12/01/1985 W 68-67 H
12/22/1986 L 56-49 A
12/05/1987 W 53-47 H
12/15/2005 W 79-75 H
12/03/2007 W 70-51 H
11/22/2008 L 62-57 A
12/22/2009 W 66-62 (OT) H

MISSOURI WESTERN

Arkansas leads.....1-0
Home.....1-0
12/04/1972 W 85-81 H

MONTANA

Arkansas leads.....1-0
Home.....1-0
11/16/2019 W 64-46 H

MONTANA STATE

Arkansas leads.....1-0
Home.....1-0
11/21/2018 W 90-68 H

MONTEVALLO

Arkansas leads.....3-0
Home.....2-0
Neutral.....1-0
12/19/1991 19/- W 91-70 N (LR)
02/05/1994 6/- W 131-63 H
02/25/1995 19/- W 122-64 H

MORGAN STATE

Series tied.....1-1
Home.....1-1
12/13/1986 13/- W 106-57 H
11/24/2009 L 97-94 H

MOUNT ST. MARY'S

Arkansas leads.....1-0
Home.....1-0
11/28/2016 W 89-76 H

MURRAY STATE

Arkansas leads.....4-2
Home.....2-0
Away.....1-1
Neutral.....1-1
12/21/1937 L 43-40 A
12/19/1940 W 52-30 A
03/19/1992 9/- W 80-69 N (Milwaukee)
11/29/1993 2/- W 93-67 H
12/10/1994 3/- W 94-69 H
12/25/1997 12/- L 94-83 N (San Juan, P.R.)

NEBRASKA

Arkansas leads.....6-2
Away.....2-2
Neutral.....4-0
12/16/1932 W 41-24 A
12/12/1946 W 57-46 N (Kansas City)
12/30/1980 W 64-52 N (LR)
01/03/1982 11/- W 51-50 A
01/03/1983 11/- W 64-58 N (LR)
12/10/1983 15/- L 67-54 A
03/17/1987 L 78-71 (Postseason NIT) A
03/12/1998 17/- W 74-65 N (Boise)

NEVADA-LAS VEGAS (UNLV)

Arkansas trails.....1-2
Home.....1-1
Away.....0-1
02/10/1991 2/1 L 112-105 H
03/19/1997 W 86-73 (Postseason NIT) H

NEW MEXICO STATE

Arkansas leads.....3-0
Home.....1-0
Neutral.....2-0
12/04/1957 W 59-50 H
11/21/1998 19/- W 66-60 N (Fairbanks)
03/19/2022 17/- W 53-48 N (Buffalo)

NEW YORK UNIVERSITY

Arkansas trails.....0-3
Away.....0-3
12/15/1945 L 63-62 A (MSG)
12/17/1946 L 67-46 A (MSG)
12/11/1947 L 85-62 A (MSG)

NICHOLLS STATE

Arkansas leads.....1-0
Home.....1-0
11/21/2003 W 89-60 H

NORTH CAROLINA

Arkansas trails.....3-8
Neutral.....3-8
01/14/1979 10/3 L 63-57 N (Greensboro)
11/30/1980 20/13 L 64-58 N (Anchorage)
02/12/1984 -/1 W 65-64 N (PB)
03/22/1990 7/- W 76-73 N (Dallas)
03/26/1993 14/4 L 80-74 N (E. Rutherford)
04/01/1995 6/4 W 75-67 N (Seattle)
03/23/2008 -/1 L 108-77 N (Raleigh)
03/21/2015 21/15 L 87-78 N (Jacksonville, Fla.)
03/19/2017 -/6 L 72-65 N (Greenville, S.C.)
11/24/2017 -/9 L 87-68 N (Portland)
11/24/2023 20/14 L 87-72 N (Atlantis)

NORTH CAROLINA-ASHEVILLE

Arkansas leads.....1-0
Home.....1-0
12/21/2021 W 89-74 H

NORTH CAROLINA-GREENSBORO

Arkansas leads.....2-1
Home.....2-1
12/10/2001 W 89-74 H
12/06/2023 W 65-58 H
11/17/2023 14/- L 78-72 H

NORTH CAROLINA-WILMINGTON

Arkansas leads.....1-0
Home.....1-0
12/30/2023 W 106-90 H

NORTH CAROLINA A&T

Arkansas leads.....3-0
Home.....2-0
Neutral.....1-0
03/18/1994 2/- W 94-79 N (Oklahoma City)
11/30/1995 W 103-49 H
12/29/2010 W 87-59 H

NORTH CAROLINA CENTRAL

Arkansas leads.....1-0
Home.....1-0
12/10/2008 W 98-70 H

NORTH CAROLINA STATE

Arkansas trails.....0-1
Neutral.....0-1
11/27/1983 14/- L 65-60 N (Anchorage)

NORTH DAKOTA STATE

Arkansas leads.....2-0
Home.....2-0
12/20/2016 W 71-55 H
11/07/2022 10/- W 76-58 H

NORTH FLORIDA

Arkansas leads.....2-0
Home.....2-0
12/22/2015 W 97-72 H
12/10/2016 W 91-76 H

NORTH TEXAS

Arkansas leads.....15-0
Home.....10-0
Away.....1-0
Neutral.....5-0
1932-33 W 34-20 H
1932-33 W 36-26 H
12/30/1937 W 32-21 N (Oklahoma City)
12/20/1947 W 62-49 N (LR)
12/08/1961 W 94-80 H
12/08/1961 W 68-61 H
01/04/1979 14/- W 96-71 N (LR)
12/17/1983 W 93-64 N (PB)
01/05/1987 W 99-96 (OT) H
12/30/1999 20/- W 100-77 H
12/05/2000 21/- W 97-77 H
01/03/2004 W 96-71 H
01/03/2009 W 86-75 H
11/28/2014 25/- W 89-73 H
11/12/2019 W 66-43 H
11/28/2020 W 69-54 H

NORTHEASTERN (OKLA.) STATE

Arkansas leads.....24-0
Home.....21-0
Away.....3-0
12/19/1923 W 19-13 A
12/20/1923 W 33-12 A
01/05/1924 W 43-22 H
01/05/1924 W 42-14 H
12/17/1927 W 27-13 H
12/18/1927 W 25-19 H
12/16/1927 W 59-29 H
12/17/1927 W 61-24 H
1928-29 W 54-28 H
1828-29 W 54-34 H
1929-30 W 57-26 H
1929-30 W 37-17 H
12/12/1930 W 36-29 H
12/13/1930 W 39-21 H
12/11/1931 W 46-28 H
12/12/1931 W 43-31 H
12/9/1932 W 31-16 A
12/10/1932 W 33-20 H
12/14/1933 W 30-19 H
12/15/1933 W 27-23 H
12/14/1934 W 38-21 H
12/15/1934 W 53-14 H
12/13/1935 W 47-19 H
12/14/1935 W 50-19 H

NORTH TEXAS STATE

Arkansas leads.....15-0
Home.....10-0
Away.....1-0
Neutral.....5-0
1932-33 W 34-20 H
1932-33 W 36-26 H
12/30/1937 W 32-21 N (Oklahoma City)
12/20/1947 W 62-49 N (LR)
12/08/1961 W 94-80 H
12/08/1961 W 68-61 H
01/04/1979 14/- W 96-71 N (LR)
12/17/1983 W 93-64 N (PB)
01/05/1987 W 99-96 (OT) H
12/30/1999 20/- W 100-77 H
12/05/2000 21/- W 97-77 H
01/03/2004 W 96-71 H
01/03/2009 W 86-75 H
11/28/2014 25/- W 89-73 H
11/12/2019 W 66-43 H
11/28/2020 W 69-54 H

NORTH TEXAS STATE

Arkansas leads.....15-0
Home.....10-0
Away.....1-0
Neutral.....5-0
1932-33 W 34-20 H
1932-33 W 36-26 H
12/30/1937 W 32-21 N (Oklahoma City)
12/20/1947 W 62-49 N (LR)
12/08/1961 W 94-80 H
12/08/1961 W 68-61 H
01/04/1979 14/- W 96-71 N (LR)
12/17/1983 W 93-64 N (PB)
01/05/1987 W 99-96 (OT) H
12/30/1999 20/- W 100-77 H
12/05/2000 21/- W 97-77 H
01/03/2004 W 96-71 H
01/03/2009 W 86-75 H
11/28/2014 25/- W 89-73 H
11/12/2019 W 66-43 H
11/28/2020 W 69-54 H

NORTH TEXAS STATE

Arkansas leads.....15-0
Home.....10-0
Away.....1-0
Neutral.....5-0
1932-33 W 34-20 H
1932-33 W 36-26 H
12/30/1937 W 32-21 N (Oklahoma City)
12/20/1947 W 62-49 N (LR)
12/08/1961 W 94-80 H
12/08/1961 W 68-61 H
01/04/1979 14/- W 96-71 N (LR)
12/17/1983 W 93-64 N (PB)
01/05/1987 W 99-96 (OT) H
12/30/1999 20/- W 100-77 H
12/05/2000 21/- W 97-77 H
01/03/2004 W 96-71 H
01/03/2009 W 86-75 H
11/28/2014 25/- W 89-73 H
11/12/2019 W 66-43 H
11/28/2020 W 69-54 H

NORTH TEXAS STATE

Arkansas leads.....15-0
Home.....10-0
Away.....1-0
Neutral.....5-0
1932-33 W 34-20 H
1932-33 W 36-26 H
12/30/1937 W 32-21 N (Oklahoma City)
12/20/1947 W 62-49 N (LR)
12/08/1961 W 94-80 H
12/08/1961 W 68-61 H
01/04/1979 14/- W 96-71 N (LR)
12/17/1983 W 93-64 N (PB)
01/05/1987 W 99-96 (OT) H
12/30/1999 20/- W 100-77 H
12/05/2000 21/- W 97-77 H
01/03/2004 W 96-71 H
01/03/2009 W 86-75 H
11/28/2014 25/- W 89-73 H
11/12/2019 W 66-43 H
11/28/2020 W 69-54 H

NORTH TEXAS STATE

Arkansas leads.....15-0
Home.....10-0
Away.....1-0
Neutral.....5-0
1932-33 W 34-20 H
1932-33 W 36-26 H
12/30/1937 W 32-21 N (Oklahoma City)
12/20/1947 W 62-49 N (LR)
12/08/1961 W 94-80 H
12/08/1961 W 68-61 H
01/04/1979 14/- W 96-71 N (LR)
12/17/1983 W 93-64 N (PB)
01/05/1987 W 99-96 (OT) H
12/30/1999 20/- W 100-77 H
12/05/2000 21/- W 97-77 H
01/03/2004 W 96-71 H
01/03/2009 W 86-75 H
11/28/2014 25/- W 89-73 H
11/12/2019 W 66-43 H
11/28/2020 W 69-54 H

NORTH TEXAS STATE

Arkansas leads.....15-0
Home.....10-0
Away.....1-0
Neutral.....5-0
1932-33 W 34-20 H
1932-33 W 36-26 H
12/30/1937 W 32-21 N (Oklahoma City)
12/20/1947 W 62-49 N (LR)
12/08/1961 W 94-80 H
12/08/1961 W 68-61 H
01/04/1979 14/- W 96-71 N (LR)
12/17/1983 W 93-64 N (PB)
01/05/1987 W 99-96 (OT) H
12/30/1999 20/- W 100-77 H
12/05/2000 21/- W 97-77 H
01/03/2004 W 96-71 H
01/03/2009 W 86-75 H
11/28/2014 25/- W 89-73 H
11/12/2019 W 66-43 H
11/28/2020 W 69-54 H

NORTH TEXAS STATE

Arkansas leads.....15-0
Home.....10-0
Away.....1-0
Neutral.....5-0
1932-33 W 34-20 H
1932-33 W 36-26 H
12/30/1937 W 32-21 N (Oklahoma City)
12/20/1947 W 62-49 N (LR)
12/08/1961 W 94-80 H
12/08/1961 W 68-61 H
01/04/1979 14/- W 96-71 N (LR)
12/17/1983 W 93-64 N (PB)
01/05/1987 W 99-96 (OT) H
12/30/1999 20/- W 100-77 H
12/05/2000 21/- W 97-77 H
01/03/2004 W 96-71 H
01/03/2009 W 86-75 H
11/28/2014 25/- W 89-73 H
11/12/2019 W 66-43 H
11/28/2020 W 69-54 H

NORTH TEXAS STATE

Arkansas leads.....15-0
Home.....10-0
Away.....1-0
Neutral.....5-0
1932-33 W 34-20 H
1932-33 W 36-26 H
12/30/1937 W 32-21 N (Oklahoma City)
12/20/1947 W 62-49 N (LR)
12/08/1961 W 94-80 H
12/08/1961 W 68-61 H
01/04/1979 14/- W 96-71 N (LR)
12/17/1983 W 93-64 N (PB)
01/05/1987 W 99-96 (OT) H
12/30/1999 20/- W 100-77 H
12/05/2000 21/- W 97-77 H
01/03/2004 W 96-71 H
01/03/2009 W 86-75 H
11/28/2014 25/- W 89-73 H
11/12/2019 W 66-43 H
11/28/2020 W 69-54 H

NORTH TEXAS STATE

Arkansas leads.....15-0
Home.....10-0
Away.....1-0
Neutral.....5-0
1932-33 W 34-20 H
1932-33 W 36-26 H
12/30/1937 W 32-21 N (Oklahoma City)
12/20/1947 W 62-49 N (LR)
12/08/1961 W 94-80 H
12/08/1961 W 68-61 H
01/04/1979 14/- W 96-71 N (LR)
12/17/1983 W 93-64 N (PB)
01/05/1987 W 99-96 (OT) H
12/30/1999 20/- W 100-77 H
12/05/2000 21/- W 97-77 H
01/03/2004 W 96-71 H
01/03/2009 W 86-75 H
11/28/2014 25/- W 89-73 H
11/12/2019 W 66-43 H
11/28/2020 W 69-54 H

NORTHEASTERN ILLINOIS

Arkansas leads.....1-0
Home.....1-0
11/16/1997 W 114-56 H

NORTHERN ARIZONA

Arkansas leads.....1-0
Home.....1-0
03/12/1997 W 101-75 (Postseason NIT) H

NORTHERN IOWA

Arkansas leads.....1-0
Home.....1-0
11/17/2021 16/- W 93-80 H

NORTHERN KENTUCKY

Arkansas leads.....1-0
Home.....1-0
11/30/2019 W 66-60 H

NORTHWESTERN (LA.) STATE

Arkansas leads.....10-1
Home.....8-1
Neutral.....2-0
12/08/1953 W 71-62 H
11/29/1954 L 74-68 H
01/02/1970 W 81-74 N (LR)
12/03/1987 W 77-55 N (LR)
12/04/1993 2/- W 111-76 H
12/20/2000 25/- W 115-47 H
12/19/2007 W 90-59 H
12/12/2008 W 95-56 H
12/29/2012 W 79-61 H
12/28/2014 W 100-94 H
12/01/2015 W 117-78 H

NORTHWESTERN OKLAHOMA ST.

Arkansas leads.....1-0
Neutral.....1-0
1937-38 W 45-44 N (Oklahoma City)

NOTRE DAME

Arkansas leads.....1-0
Neutral.....1-0
03/27/1978 5/6 W 71-69 N (St. Louis)

OAKLAND

Arkansas leads.....2-0
Home.....2-0
12/14/2006 W 91-57 H
11/16/2011 W 91-68 H

OHIO STATE

Arkansas leads.....2-1
Away.....0-1
Neutral.....2-0
12/01/1984 17/- L 85-84 A
12/14/1985 -/20 W 79-70 (OT) N (PB)
12/28/1986 W 97-94 N (Honolulu)

OKLAHOMA

Arkansas leads.....17-14
Home.....8-5
Away.....3-7
Neutral.....6-2
12/20/1938 W 39-31 A
12/21/1938 W 36-30 A
12/18/1939 L 49-36 H
12/19/1939 W 40-38 H
12/28/1944 W 54-51 N (Oklahoma City)
12/15/1955 L 69-59 H
12/01/1956 W 59-55 H
12/02/1957 L 64-52 A
12/06/1958 W 61-52 H
12/22/1969 L 85-69 H
01/15/1971 L 115-100 H
12/13/1975 W 64-56 N (LR)
12/10/1977 6/- W 64-53 H
12/02/1978 W 80-74 H
11/26/1983 14/20 W 84-78 N (Anchorage)
11/16/1990 2/15 W 110-88 H
12/28/1994 3/- W 86-84 N (Honolulu)
12/05/1998 19/- L 87-57 A
12/07/1999 L 66-52 H
12/23/2000 25/18 L 88-79 (OT) H
11/30/2001 L 69-54 A
12/15/2007 L 83-72 A
12/30/2008 -/4 W 96-88 H
12/02/2009 L 67-47 A
12/01/2010 W 84-74 A
12/10/2011 L 78-63 A
12/04/2012 W 81-78 H
11/23/2017 W 92-83 N (Portland)
12/11/2021 12/- L 88-66 N (Tulsa)
12/10/2022 12/- W 88-78 N (Tulsa)
12/09/2023 -/19 L 79-70 N (Tulsa)

OKLAHOMA STATE

Arkansas leads.....15-38
Home.....10-9
Away.....4-14
Neutral.....1-15
02/27/1925 W 21-17 H
02/28/1925 L 25-23 H
02/07/1930 W 30-20 A
02/08/1930 W 30-23 A
02/20/1931 W 37-22 H
02/21/1931 W 29-22 H
01/19/1934 W 46-22 H
01/20/1934 W 28-23 H
12/18/1935 L 33-21 A
12/19/1935 W 24-15 A
12/26/1939 L 32-26 N (Oklahoma City)
01/27/1944 L 66-41 A
01/28/1944 L 17-15 N (Oklahoma City)
12/29/1944 L 43-34 N (Oklahoma City)
01/12/1945 W 41-38 N (LR)
01/13/1945 L 49-40 N (El Dorado)
03/24/1945 L 68-41 N (Kansas City)
02/15/1946 L 53-29 A
02/16/1946 L 46-31 N (Oklahoma City)
01/22/1947 L 42-38 N (LR)
01/24/1947 L 49-44 (OT) N (Oklahoma City)
12/04/1948 L 53-28 A
12/23/1948 L 50-45 H
12/03/1949 L 43-41 A
12/22/1949 L 44-36 N (LR)
12/29/1949 L 57-33 N (Oklahoma City)
12/08/1950 13/- L 55-53 A
12/14/1950 L 44-33 H
12/29/1950 -/3 L 54-41 N (Oklahoma City)
12/08/1955 L 70-66 (OT) A
12/10/1956 L 59-50 H
03/14/1958 -/18 L 65-40 N (Lawrence)
12/05/1959 W 54-50 H
12/06/1960 L 59-50 (OT) A
12/12/1961 W 63-54 A
12/11/1962 L 46-45 (OT) A
12/09/1963 L 74-65 H
12/09/1964 L 66-52 H
12/07/1965 W 55-52 H
12/07/1966 W 51-46 A
12/17/1966 L 50-43 N (Memphis)
12/05/1967 L 61-52 H
12/03/1968 L 73-68 A
12/05/1969 L 80-67 H
12/07/1970 L 67-65 A
12/13/1971 W 90-76 H

ARKANSAS RAZORBACKS

SERIES RECORDS VERSUS ALL OPPONENTS

12/22/2006	W	68-56	H
12/01/2007	W	62-51	H
12/19/2007	W	104-69	H
12/20/2020	W	87-76	H
03/27/2021	10/-	W 72-70	N (Indianapolis)

OREGON

Arkansas leads.....	3-0		
Away.....	1-0		
Neutral.....	2-0		
03/23/1945	W 79-76	N (Kansas City)	
11/26/1989	9/-	W 102-75	N (LR)
12/22/1990	2/-	W 71-68	A

OREGON STATE

Arkansas trails.....	0-1	
Neutral.....	0-1	
03/18/1949	L 56-38	N (Kansas City)

OUACHITA BAPTIST

Arkansas leads.....	1-0	
Neutral.....	1-0	
12/19/1942	W 44-29	N (Fort Smith)

PENN

Arkansas leads.....	1-0		
Home.....	1-0		
11/28/2021	13/-	W 76-60	H

PENN STATE

Arkansas leads.....	1-0		
Neutral.....	1-0		
03/14/1996	-/18	W 86-80	N (Providence)

PEPPERDINE

Arkansas leads.....	1-0	
Neutral.....	1-0	
12/30/1947	W 70-44	N (Los Angeles)

PITTSBURG STATE

Arkansas leads.....	16-8	
Home.....	13-3	
Away.....	2-5	
Neutral.....	1-0	
01/16/1930	L 36-23	A
01/17/1930	L 51-20	A
12/18/1930	L 40-31	A
12/19/1930	L 28-26	H
12/19/1931	L 36-20	A
01/18/1932	W 32-21	H
12/15/1939	L 62-50	H
12/16/1939	W 49-42	H
12/29/1939	W 44-33	N (Oklahoma City)
01/04/1941	W 48-45	A
02/01/1941	W 71-45	A
12/14/1942	W 57-46	H
01/01/1943	W 43-38	H
12/15/1943	W 42-37	H
02/16/44	L 50-42	A
12/07/1944	W 45-3	A
02/08/1945	W 76-45	H
01/04/1947	L 53-52	A
12/03/1947	W 75-42	H
12/16/1948	W 79-53	H
12/01/1949	W 59-41	H
01/31/1952	W 53-37	H
01/29/1953	W 79-63	H
12/10/1970	W 107-82	H

PITTSBURGH

Series tied.....	2-2	
Home.....	1-0	
Neutral.....	1-2	
02/06/1950	W 41-36	N (LR)
12/29/1973	L 91-83	N (LR)
12/29/1986	L 114-82	N (Honolulu)
03/17/1997	W 76-71	(Postseason NIT) H

PORTLAND STATE

Arkansas leads.....	1-0	
Home.....	1-0	
11/18/2005	W 107-69	H

PRAIRIE VIEW A&M

Arkansas leads.....	1-0	
Home.....	1-0	
12/18/2004	W 102-50	H

PRINCETON

Arkansas leads.....	1-0		
Home.....	1-0		
03/15/1990	7/-	W 68-64	H

PROVIDENCE

Series tied.....	2-2		
Home.....	1-0		
Away.....	1-1		
Neutral.....	0-1		
01/23/1999	22/-	W 118-79	H
12/23/1999	L 87-81	A	
11/16/1007	18/-	L 67-51	N (San Juan, PR)
03/19/2019	W 84-72	(Postseason NIT) A	

PURDUE

Series tied.....	1-1		
Neutral.....	1-1		
12/28/1938	L 57-51	N (New Orleans)	
03/19/1983	9/-	W 78-68	N (Tampa)

QUINCY COLLEGE

Arkansas leads.....	1-0		
Neutral.....	1-0		
01/02/1992	16/-	W 123-60	N (PB)

RADFORD

Arkansas leads.....	1-0	
Home.....	1-0	
11/26/2005	W 75-55	H

RICE

Arkansas leads.....	103-41	
Home.....	55-11	
Away.....	41-29	
Neutral.....	7-1	
02/22/1924	L 22-19	A
02/23/1924	W 29-22	A
02/01/1925	W 37-19	H
02/02/1925	W 29-9	H
02/12/1926	W 54-15	A
02/13/1926	W 25-17	A
01/07/1927	W 36-18	H
01/08/1927	W 34-18	H
02/17/1928	W 20-11	A
02/18/1928	W 28-23	A
02/15/1929	W 51-18	H
02/16/1929	W 44-13	H
02/24/1930	W 30-26	A
02/25/1930	L 37-16	A
01/12/1931	W 36-32	H
01/13/1931	W 31-25	H
02/27/1932	W 25-23	A
02/29/1932	W 34-19	A
01/20/1933	W 36-32	H
01/21/1933	W 33-23	H
02/16/1934	W 31-29	A
02/17/1934	L 25-22	A
01/10/1935	W 31-30	H
01/11/1935	W 37-19	H
01/14/1936	W 33-26	A
01/15/1936	L 35-29	A
02/19/1937	W 52-29	H
02/20/1937	W 52-34	H
01/20/1938	W 38-31	H
01/21/1938	W 59-37	H
03/01/1939	W 50-45	A
03/02/1939	W 40-35	A
02/19/1940	L 60-43	A
02/20/1940	L 42-28	A
02/12/1941	W 66-41	H
02/13/1941	W 48-43	H
01/16/1942	L 51-38	A
01/17/1942	W 55-47	A
01/15/1943	W 52-35	H
01/16/1943	L 41-37	H
01/14/1944	W 42-41	A
01/15/1944	L 67-41	A
01/26/1945	L 57-46	A
01/27/1945	L 69-56	A
02/04/1946	W 62-45	H
02/15/1946	W 68-25	H
01/10/1947	W 52-51	H
01/11/1947	W 66-53	H
02/27/1948	L 61-49	A
02/28/1948	W 66-63	(OT) H
01/21/1949	L 49-48	H
02/26/1949	L 54-48	A
03/09/1949	W 50-34	H
01/14/1950	W 60-56	A
02/21/1950	W 61-38	A
02/05/1951	W 50-42	A
03/01/1951	W 57-43	N (LR)

01/19/1952	L 48-46	H	
02/09/1952	L 59-55	L	
01/17/1953	W 87-68	H	
02/09/1953	L 70-45	A	
01/18/1954	L 80-55	L	
02/20/1954	L 76-62	A	
12/27/1954	W 73-66	N (Houston)	
01/10/1955	W 83-61	A	
02/12/1955	W 86-75	H	
01/13/1956	W 84-70	H	
02/11/1956	L 86-65	L	
12/28/1956	W 87-70	N (Houston)	
01/07/1957	L 78-68	A	
02/19/57	L 82-69	H	
12/27/1957	L 50-49	N (Houston)	
02/08/1958	18/-	L 63-59	H
02/24/1958	L 61-59	A	
01/10/1959	W 72-61	H	
02/09/1959	L 68-62	A	
01/16/1960	W 74-63	A	
02/22/1960	W 94-74	H	
01/14/1961	W 80-55	H	
02/11/1961	W 84-72	A	
01/30/1962	W 104-84	A	
02/13/1962	L 63-55	A	
01/12/1963	L 85-70	A	
02/12/1963	L 69-65	H	
02/14/1964	L 76-63	H	
02/18/1964	L 77-69	A	
01/12/1965	W 79-61	H	
02/27/1965	W 77-64	A	
02/08/1966	W 76-71	A	
02/15/1966	W 73-67	H	
01/31/1967	L 60-56	A	
02/18/1967	W 66-63	H	
01/16/1968	L 73-61	A	
02/24/1968	W 78-65	H	
01/17/1969	W 67-62	A	
02/22/1969	L 74-67	H	
02/03/1970	L 76-69	H	
02/17/1970	L 85-78	H	
01/16/1971	L 85-82	A	
02/27/1971	L 97-93	A	
02/05/1972	W 103-95	H	
03/04/1972	W 113-108	A	
02/03/1973	W 90-69	H	
03/03/1973	W 105-79	A	
01/20/1974	L 77-69	A	
02/09/1974	W 106-81	A	
01/28/1975	W 74-67	N (LR)	
02/25/1975	W 86-51	H	
01/14/1976	W 80-62	A	
02/11/1976	W 111-68	H	
01/15/1977	17/-	W 72-45	N (LR)
02/12/1977	11/-	W 78-51	A
01/12/1978	3/-	W 69-60	A
02/04/1978	2/-	W 69-48	H
01/10/1979	10/-	W 79-66	H
02/03/1979	14/-	W 68-50	A
01/26/1980	W 73-64	H	
02/16/1980	W 77-73	A	
01/26/1981	W 57-52	A	
02/21/1981	W 75-59	H	
01/29/1982	12/-	W 60-54	H
02/02/1982	17/-	W 72-65	(OT) H
02/02/1983	9/-	W 70-43	H
03/05/1983	5/-	W 82-55	H
01/27/1984	16/-	L 65-62	A
02/29/1984	12/-	W 79-54	A
01/23/1985	W 67-56	H	
02/24/1985	L 71-68	A	
01/18/1986	W 58-50	A	
02/19/1986	W 60-59	H	
01/14/1987	W 62-54	H	
02/14/1987	W 88-68	A	
01/27/1988	W 80-61	A	
02/27/1988	W 112-87	H	
01/28/1989	W 81-77	H	
03/01/1989	W 83-70	H	
03/10/1989	W 108-72	N (Dallas)	
01/31/1990	3/-	W 70-66	A
03/03/1990	12/-	W 104-80	H
01/02/1991	2/-	W 86-62	A
02/02/1991	2/-	W 100-87	A
03/09/1991	5/-	W 109-80	H
12/17/1005	W 80-61	H	
11/05/2019	W 91-42	H	

RIDER COLLEGE

Arkansas leads.....	1-0	
Home.....	1-0	
11/27/1988	W 96-89	H

ROBERT MORRIS

Arkansas leads.....	1-0	
Home.....	1-0	
12/20/2012	W 79-74	H

ROCKHURST

Arkansas leads.....	4-0		
Home.....	3-0		
Away.....	1-0		
12/09/1971	W 102-72	H	
12/08/1972	W 87-76	A	
11/30/1974	W 78-61	H	
12/08/1977	6/-	W 99-63	H

ST. JOHN'S

Series tied.....	1-1		
Neutral.....	1-1		
03/16/1985	-/3	L 68-65	N (Salt Lake City)
03/20/1993	14/-	W 80-74	N (Winston-Salem)

ST. JOSEPH'S (PA.)

Arkansas leads.....	1-0	
Away.....	1-0	
12/21/1946	W 46-36	A

SAINT LOUIS

Arkansas trails.....	3-7		
Home.....	2-1		
Away.....	0-6		
Neutral.....	1-0		
01/02/426	L 40-30	A	
01/03/1930	L 32-13	A	
01/03/1931	L 24-18	A	
02/11/1931	W 33-30	H	
01/02/1932	L 25-23	A	
02/15/1932	W 33-19	H	
01/02/1943	L 43-37	A	
01/15/1955	L 99-72	A	
03/06/1956	L 68-66	(OT) H	
01/26/1997	12/-	W 78-70	N (San Juan, P.R.)

SAINT PETER'S

Arkansas leads.....	2-0	
Away.....	1-0	
Neutral.....	1-0	
12/28/1982	W 52-48	N (LR)
12/28/1983	W 82-49	N (LR)

SAMFORD

Arkansas leads.....	3-0	
Home.....	2-0	
Neutral.....	1-0	
12/05/1985	W 72-51	H
11/24/1989	W 97-67	N (PB)
11/10/2017	W 95-56	H

SAM HOUSTON STATE

Arkansas leads.....	4-0	
Home.....	2-0	
Neutral.....	2-0	
12/23/1988	W 97-79	N (LR)
12/18/2002	W 78-67	H
11/09/2012	W 73-68	H
12/22/2016	W 90-56	N (NLR)

SAN DIEGO STATE

Arkansas leads.....	3-0
Neutral.....	3-0
12/03/1981	W 85-68

RAZORBACK RECORDS

ARKANSAS RAZORBACKS

SERIES RECORDS VERSUS ALL OPPONENTS

SOUTH DAKOTA

Arkansas leads.....	2-0
Home.....	2-0
12/19/2032	W 33-27 H
11/22/2019	W 77-56 H

SOUTH DAKOTA STATE

Arkansas leads.....	1-0
Home.....	1-0
11/16/2022	9/- W 71-56 H

SOUTHEAST MISSOURI STATE

Arkansas leads.....	8-1
Home.....	6-1
Neutral.....	2-0
12/26/1924	L 28-21 H
11/21/1924	W 90-51 H
11/27/1982	17/- W 74-57 H
12/01/1983	14/- W 98-69 H
12/17/1992	12/- W 96-72 N (PB) H
12/09/2003	W 78-68 H
11/10/2006	W 92-52 H
11/24/2010	W 66-56 H
12/20/2014	W 84-67 N (NLR) H

SOUTHEASTERN LOUISIANA

Arkansas leads.....	5-0
Home.....	5-0
11/24/1984	16/- W 65-62 H
12/16/1998	20/- W 95-57 H
11/14/2008	W 91-87 (OT) H
12/17/2011	W 62-55 H
12/03/2013	W 111-65 H

SOUTHEASTERN STATE

(now known as Southeastern Oklahoma State)

Arkansas leads.....	9-2
Home.....	9-2
1929-30	W 32-29 H
1929-30	W 24-22 H
12/17/1936	W 33-19 H
12/18/1936	W 39-28 H
12/09/1938	W 51-33 H
12/10/1938	W 36-21 H
1939-40	W 32-20 H
1939-40	L 26-25 H
12/11/1941	W 30-19 H
12/12/1941	W 38-36 H
12/01/1955	L 65-64 H

SOUTHERN (LA.)

Arkansas leads.....	3-0
Home.....	2-0
Neutral.....	1-0
11/29/1985	W 76-75 N (PB) H
11/13/2015	W 86-68 H
12/09/2021	W 79-44 H

SOUTHERN CALIFORNIA

Arkansas trails.....	0-3
Away.....	0-1
Neutral.....	0-2
12/28/1966	L 70-67 A
01/25/1986	L 88-74 H
03/16/2007	-/23 L 77-60 N (Spokane) H

SOUTHERN COLORADO

(now known as Colorado State-Pueblo)

Arkansas leads.....	1-0
Home.....	1-0
12/04/1976	W 91-43 H

SOUTHERN ILLINOIS

Arkansas leads.....	4-2
Home.....	1-1
Away.....	0-1
Neutral.....	3-0
12/12/1970	L 99-78 A
12/11/1971	L 93-92 H
12/30/1972	W 97-96 N (LR) H
11/26/1985	W 86-72 N (LR) H
11/23/2006	W 61-53 (OT) N (Orlando) H
11/14/2016	W 90-65 H

SOUTHERN ILL.-EDWARDSVILLE

Arkansas leads.....	1-0
Home.....	1-0
11/08/2013	W 99-65 H

SOUTHERN METHODIST (SMU)

Arkansas leads.....	96-59
Home.....	53-17
Away.....	37-34
Neutral.....	6-8

01/25/1924	L 17-11 H
01/26/1924	W 21-15 A
01/14/1925	W 29-25 A
01/15/1925	W 39-20 A
01/15/1926	W 29-27 H
01/16/1926	W 28-8 H
Feb. 1927	W 32-30 A
Feb. 1927	W 32-31 A
02/10/1928	W 48-26 H
02/11/1928	W 34-22 H
01/04/1929	W 32-26 A
01/05/1929	W 39-17 A
Feb. 1930	W 28-27 H
Feb. 1930	W 44-29 H
02/27/1931	W 32-27 A
02/28/1931	L 40-27 A
11/22/1932	W 46-20 H
01/23/1932	W 29-20 H
02/06/1933	W 40-23 A
02/07/1933	W 26-25 A
03/02/1934	W 39-35 H
03/03/1934	L 44-37 H
02/22/1935	L 30-22 A
02/23/1935	L 41-27 A
02/07/1936	W 34-23 H
02/08/1936	W 40-28 H
01/15/1937	L 29-25 A
01/16/1937	W 37-28 A
02/25/1938	W 32-23 H
02/26/1938	W 34-26 H
01/16/1939	L 47-31 A
01/17/1939	L 32-19 A
02/09/1940	W 75-40 H
02/10/1940	W 36-26 A
02/28/1941	W 40-23 A
03/01/1941	W 40-32 A
12/29/1941	W 52-22 N (Oklahoma City) H
01/09/1942	W 35-33 H
01/10/1942	W 36-34 H
01/08/1943	W 39-35 A
01/09/1943	W 36-29 A
01/21/1944	W 68-58 H
01/22/1944	W 74-49 H
02/16/1945	W 59-52 A
02/17/1945	W 65-49 H
02/01/1946	W 81-53 H
02/02/1946	W 74-46 H
02/14/1947	L 64-52 A
02/15/1947	L 47-44 A
01/16/1948	W 47-40 A
01/17/1948	W 58-57 H
01/15/1949	W 54-45 A
02/19/1949	W 47-39 H
01/18/1950	W 63-55 H
02/25/1950	L 57-48 A
01/08/1951	L 60-45 A
02/10/1951	W 50-48(OT) H
12/28/1951	L 54-40 N (Dallas) H
02/04/1952	L 54-50 H
02/23/1952	L 57-48 A
12/29/1952	L 65-62 N (Dallas) H
02/09/1953	W 71-66 A
02/28/1953	L 79-74 H
12/30/1953	L 70-66 N (Houston) H
01/16/1954	W 61-58 H
02/08/1954	L 92-68 A
01/31/1955	W 85-74 H
02/22/1955	L 83-69 A
12/28/1955	L 67-62 N (Houston) H
02/04/1956	-/17 L 58-53 H
02/25/1956	-/12 L 80-72 A
12/29/1956	-/7 L 64-60 N (Houston) H
02/02/1957	-/6 L 69-55 A
03/02/1957	-/4 L 87-59 H
02/01/1958	17/- L 49-46 A
02/11/1958	W 65-63 H
03/11/1958	W 61-55 N (Shreveport) H
12/26/1958	L 65-64 N (Houston) H
02/03/1959	L 59-50 A
02/23/1959	L 56-51 A
12/29/1959	L 67-56 N (Houston) H
02/06/1960	L 72-70 (OT) H
03/02/1960	L 93-82 A
01/07/1961	W 76-74 H
02/27/1961	W 88-82 (OT) A
01/09/1962	L 77-70 H
03/06/1962	L 84-81 A
01/03/1963	W 73-71 H
02/26/v63	W 82-79 (OT) H
02/11/1964	W 82-71 H

02/25/1964	L 86-71 A
02/06/1965	L 84-76 A
03/04/1965	L 88-75 A
02/02/1966	L 75-74 H
02/19/1966	L 67-66 A
01/17/1967	L 69-59 H
02/21/1967	L 69-66 A
02/03/1968	W 70-68 A
02/17/1968	L 95-87 H
02/08/1969	L 84-69 A
02/15/1969	L 76-68 N (LR) H
02/07/1970	L 76-75 A
02/14/v70	W 88-72 H
01/30/1971	L 90-88 A
02/13/1971	L 112-99 H
01/25/1972	L 85-71 A
02/19/1972	W 88-74 A
01/30/1973	L 110-94 A
02/24/1973	W 103-96 H
01/22/1974	W 89-88 H
02/16/1974	L 95-87 A
01/25/1975	W 73-69 A
03/01/1975	W 72-50 H
01/08/1976	L 82-81 H
01/31/1976	L 82-76 A
03/04/1976	W 74-70 A
01/27/1977	15/- W 77-59 A
02/02/1977	14/- W 81-58 H
01/26/1978	4/- W 72-65 A
02/16/1978	1/- W 86-75 A
03/02/1978	4/- W 94-73 N (Houston) H
01/24/1979	15/- W 79-67 A
02/14/1979	11/- W 71-55 H
01/03/1980	W 84-69 H
02/18/1980	L 62-58 A
01/23/1981	W 92-50 N (Dallas) H
02/04/1981	18/- W 47-33 H
01/06/1982	11/- W 68-48 H
02/24/1982	15/- W 54-53 A
01/15/1983	7/- W 63-56 A
02/14/1983	8/- W 71-61 A
01/12/1984	W 70-69 H
02/11/1984	W 80-71 A
01/05/1985	-/4 L 63-60 (OT) H
02/06/1985	-/4 W 69-66 H
03/09/1985	-/13 W 68-55 N (Dallas) H
01/02/1986	L 71-66 A
02/01/1986	L 90-80 H
01/27/1987	W 76-63 A
03/01/1987	L 93-76 A
01/13/1988	W 85-83 (OT) A
02/13/1988	L 73-63 H
01/14/1989	W 93-73 H
02/15/1989	W 81-68 A
01/17/1990	12/- W 80-61 A
02/17/1990	8/- W 77-46 H
03/09/1990	9/- W 84-51 N (Dallas) H
01/19/1991	2/- W 98-70 H
02/20/1991	3/- W 79-70 A
01/04/1993	13/- W 72-53 A
01/03/1994	1/- W 96-70 H
12/08/1994	3/- W 78-66 A
12/21/1995	W 73-46 A
11/18/2013	W 89-78 H
11/25/2014	W 78-72 A

SOUTHERN MISS

Arkansas leads.....	5-1
Home.....	1-1
Neutral.....	4-0
12/23/1978	W 93-79 N (PB) H
12/22/1980	19/- W 76-68 N (PB) H
12/22/1981	12/- W 63-54 N (PB) H
12/21/1982	6/- W 64-62 N (PB) H
11/18/2000	15/- L 63-54 H
11/30/2005	W 77-35 H

SOUTHERN UTAH

Arkansas leads.....	2-0
Home.....	1-0
Neutral.....	1-0
01/24/1989	W 109-76 N (PB) H
12/26/1996	22/- W 92-52 H

SOUTHWESTERN (KAN.)

Arkansas trails.....	0-1
Neutral.....	0-1
12/29/1937	L 36-33 N (Oklahoma City) H

SOUTHWESTERN PRESBYTERIAN

(now known as Rhodes College in Tennessee)

Arkansas leads.....	1-0
Neutral.....	1-0
12/20/1940	W 58-35 N (Marion) H

STANFORD

Arkansas trails.....	1-2
Neutral.....	1-2
01/03/1948	L 60-53 N (San Francisco) H
11/27/2015	L 69-66 N (Brooklyn) H
11/22/2023	20/- W 77-74 (20T) N (Atlantis) H

STEPHEN F. AUSTIN

Arkansas leads.....	5-0
Home.....	4-0
Neutral.....	1-0
03/11/1936	W 53-24 N (Houston) H
11/18/2006	W 70-59 H
12/20/2008	W 67-51 H
12/19/2009	W 72-69 H
12/01/2016	W 78-62 H

SYRACUSE

Series tied.....	1-1
Home.....	0-1
Neutral.....	1-0
03/19/1995	6/25 W 96-94 (OT) N (Austin) H
11/30/2012	L 91-85 H

TENNESSEE

Arkansas trails.....	22-26
SEC: 19-25	
(Arkansas joined SEC in 91-92)	
Home.....	12-5
Away.....	4-6
Neutral.....	6-5
SEC: 12-5	
SEC: 4-16	
SEC: 3-4	
12/30/1936	W 42-34 N (New Orleans) H
12/30/1948	W 58-55 N (Memphis) H
12/22/1960	W 89-76 N (LR) H
12/27/1963	L 77-57 N (New Orleans) H
02/05/1992	5/- L 83-81 A
02/16/1993	13/- L 101-91 H
01/29/1994	5/- W 65-64 A
01/17/1995	3/- W 97-79 H
02/21/1996	L 66-59 A
02/05/1997	W 77-54 H
02/14/1998	12/- L 74-71 A
03/06/1998	16/- W 102-96 N (Atlanta) H
02/02/1999	23/- W 69-52 H
03/01/2000	-/11 L 73-66 A
02/07/2001	-/10 W 82-77 (OT) H
02/13/2002	L 64-53 A
03/07/2002	L 68-61 N (Atlanta) H
02/12/2003	L 70-62 H
02/11/2004	L 69-65 A
02/26/2005	W 70-68 H
03/10/2005	L 65-46 N (Atlanta) H
02/25/2006	-/10 W 73-69 A
02/24/2007	L 83-72 H
02/13/2008	-/4 L 93-71 A
03/15/2008	-/4 W 92-91 N (Atlanta) H
02/04/2009	L 74-72 H
03/03/2010	-/16 L 80-73 A
01/08/2011	W 68-65 H
03/10/2011	L 74-68 H
02/15/2012	L 71-58 A
02/02/2013	W 73-60 H
01/22/2014	L 81-74 A
01/13/2015	19/- L 74-69 A
01/27/2015	W 69-64 H
03/13/2015	21/- W 80-72 N (Nashville) H
02/06/2016	W 85-67 H
02/27/2016	W 75-65 A
01/03/2017	W 82-78 H
12/30/2017	-/19 W 95-93 (OT) H
03/10/2018	-/13 L 84-66 N (St. Louis) H
01/15/2019	-/3 L 106-87 A
02/11/2020	L 82-61 A
02/26/2020	W 86-69 H
01/06/2021	-/9 L 79-74 H
02/19/2022	23/16 W 58-48 H
03/05/2022	14/13 L 78-74 A
02/28/2023	-/12 L 75-57 A
02/14/2024	-/8 L 92-63 H

TENNESSEE-CHATTANOOGA

Arkansas leads.....	1-0
Home.....	1-0
12/20/2001	W 98-84 H

TENNESSEE-MARTIN

Arkansas leads.....	3-0
Home.....	3-0

ARKANSAS RAZORBACKS

SERIES RECORDS VERSUS ALL OPPONENTS

01/11/1960	L	72-66	A
02/26/1960	L	71-57	H
01/14/1961	L	68-58	A
02/14/1961	W	74-59	H
01/06/1962	L	73-59	A
02/27/1962	L	61-60	H
01/05/1963	L	69-63	H
03/01/1963	L	99-86	A
01/07/1964	W	58-53	H
03/03/1964	L	80-67	A
02/09/1965	L	81-65	A
02/23/1965	L	74-72	N (LR)
01/15/1966	W	93-82	H
03/01/1966	L	74-70	A
01/03/1967	L	71-62	A
02/11/1967	L	67-61	H
01/13/1968	W	85-80	N (LR)
03/02/1968	W	74-73	A
01/13/1969	L	67-59	A
03/04/1969	W	69-65	H
01/10/1970	L	75-69	A
02/28/1970	W	78-61	H
01/09/1971	L	88-79	H
02/20/1971	W	88-87 (OT)	H
01/29/1972	L	117-93	A
02/22/1972	L	92-86	H
01/20/1973	W	76-72	A
02/13/1973	W	86-74	H
02/02/1974	L	96-81	H
02/26/1974	L	99-82	A
02/14/75	W	56-52	A
03/04/1975	W	68-56	A
01/20/1976	L	59-57	A
02/18/1976	W	75-68	N (LR)
01/22/1977	17/-	86-58	A
02/19/1977	11/-	73-61	H
01/14/1978	3/-	75-69	A
02/01/1978	2/-	75-71	H
01/12/1979	10/-	66-63	A
02/01/1979	14/-	68-58	A
03/03/1979	9/-	39-38	N (Houston)
01/12/1980	W	55-50	A
02/02/1980	W	60-59	H
02/29/1980	W	64-62	N (San Antonio)
01/12/1981	L	62-60	H
02/03/1981	W	54-48	A
03/06/1981	15/-	76-73	N (LR)
01/16/1982	9/-	87-73	A
02/06/1982	14/12	62-55 (OT)	H
01/24/1983	4/-	83-64	H
02/23/1983	6/-	84-67	A
01/19/1984	W	70-66	A
02/18/1984	14/-	59-41	H
01/12/1985	W	64-58	H
02/14/1985	W	60-51	A
03/08/1985	W	66-46	N (Dallas)
01/08/1986	L	59-55	H
02/08/1986	L	61-57	H
01/08/1987	W	79-62	H
02/04/1987	L	78-73	H
01/06/1988	W	91-62	H
02/06/1988	L	79-72	A
01/07/1989	W	99-92	A
02/08/1989	W	105-82	H
03/12/1989	W	100-76	N (Dallas)
01/25/1990	6/-	109-100	H
02/04/1990	3/-	103-96 (OT)	A
03/24/1990	7/-	88-85	N (Dallas)
01/10/1991	2/-	101-89	H
03/03/1991	3/23	99-86	A
03/10/1991	5/23	120-89	N (Dallas)
12/20/2006	L	80-76	A
01/06/2009	-7/	67-61	H
01/05/2019	-2/	96-85	H
01/04/2011	-12/	79-46	A
12/17/2016	W	77-74	N (Houston)
11/09/2018	L	73-71 (OT)	N (El Paso)

TEXAS-ARLINGTON

Arkansas leads.....9-0			
Home.....7-0			
Away.....1-0			
Neutral.....1-0			
12/18/1965	W	78-64	H
12/14/1968	W	80-69	N (LR)
12/27/1968	W	87-78	H
12/13/1969	W	85-73	A
11/22/1999	W	102-95 (OT)	H
12/31/2010	W	87-74	H
11/18/2016	W	71-67	H
11/23/2018	W	78-60	H
12/02/2020	W	72-60	H

TEXAS-PAN AMERICAN

Arkansas leads.....2-0			
Home.....2-0			
12/15/1999	W	70-56	H
12/30/2005	W	66-38	H

TEXAS-SAN ANTONIO

Arkansas leads.....6-0			
Home.....3-0			
Away.....1-0			
Neutral.....2-0			
11/30/1981	18/-	W 71-42	A
12/01/1982	16/-	W 78-59	H
12/18/1984	W	74-67	N (LR)
12/12/2007	W	67-42	H
01/04/2014	W	104-71	H
12/15/2018	W	79-67	N (NLR)

TEXAS A&M

Arkansas leads.....108-61			
SEC: 13-10			
(Texas A&M joined SEC in 12-13)			
Home.....62-15			
SEC: 10-1			
Away.....39-40			
SEC: 3-7			
Neutral.....7-6			
SEC: 0-2			
02/20/1924	L	35-27	A
02/21/1924	L	32-17	A
02/06/1925	W	54-18	H
02/07/1925	W	38-17	H
02/15/1926	W	37-27	A
02/16/1926	W	35-21	A
01/21/1927	W	34-27	H
01/22/1927	W	25-16	H
02/20/1928	W	42-18	A
02/21/1928	W	46-31	A
02/22/1929	W	49-32	H
02/23/1929	W	38-29	H
02/21/1930	W	28-24	A
02/22/1930	W	25-23 (OT)	A
1930-31	W	30-19	H
1930-31	L	37-34	H
02/26/1932	L	28-23	A
03/02/1932	W	33-27	A
02/17/1933	L	25-21	H
02/18/1933	L	25-23	H
02/19/1934	W	23-22	A
02/20/1934	L	35-23	A
03/01/1935	W	45-41	A
03/02/1935	W	51-31	H
01/10/1936	W	22-18	A
01/11/1936	W	34-27	A
02/12/1937	W	45-19	H
02/13/1937	W	36-32	H
01/17/1938	W	45-32	A
01/18/1938	W	33-22	A
02/24/1939	W	61-42	H
02/25/1939	W	66-38	H
02/16/1940	W	37-25	A
02/17/1940	L	41-38	A
01/17/1941	W	66-38	H
01/18/1941	W	58-36	H
02/13/1942	W	47-45	A
02/14/1942	W	40-31	A
02/19/1943	W	79-49	H
02/20/1943	L	67-52	H
02/25/1944	W	70-35	A
02/26/1944	W	60-38	A
02/23/1945	W	80-21	H
02/24/1945	W	87-36	H
02/25/1946	L	56-55	A
02/26/1946	W	53-43	A
02/21/1947	W	62-56	H
02/22/1947	W	71-58	H
01/09/1948	W	62-47	A
01/10/1948	W	57-46	A
01/31/1949	W	62-47	A
02/28/1949	W	61-46	A
01/12/1950	L	43-35	A
02/13/1950	W	52-46	H
02/03/1951	L	34-33	H
02/12/1951	W	45-38	H
12/26/1951	L	49-46	N (Dallas)
01/05/1952	L	47-42	H
02/11/1952	W	49-40	A
01/10/1953	L	56-48 (2OT)	A
02/16/1953	W	45-38	H
02/01/1954	W	80-55	A
02/22/1954	W	67-54	A
12/29/1954	W	74-70	N (Houston)
01/08/1955	L	62-59	A
02/26/1955	W	73-63	H
12/30/1955	W	80-49	N (Houston)
01/16/1956	W	98-66	H
02/13/1956	W	61-52	A
01/05/1957	W	73-65	A
02/09/1957	W	63-46	H

01/28/1958	17/-	W 67-51	H
02/22/1958	L	66-57	H
01/12/1959	L	63-62	H
02/21/1959	W	72-71	H
02/09/1960	-12/	L 77-68	A
02/20/1960	-11/	L 82-61	A
01/10/1961	L	81-62	A
03/02/1961	L	70-68	H
01/03/1962	W	64-59	H
02/23/1962	L	89-79	H
02/02/1963	W	66-55	H
02/16/1963	L	80-78	A
02/08/1964	L	72-64	A
02/22/1964	L	60-57	A
02/03/1965	L	82-79 (OT)	H
02/20/1965	L	91-77	A
01/11/1966	L	75-72	H
03/03/1966	W	94-71	H
01/14/1967	W	47-46	N (LR)
02/14/1967	L	60-53	A
01/03/1968	W	75-70	H
02/20/1968	L	71-67	A
01/11/1969	L	73-68	H
02/25/1969	L	79-66	H
01/06/1970	L	64-59	H
02/24/1970	L	72-60	A
02/06/1971	L	87-83	H
03/05/1971	L	92-89	H
01/22/1972	W	100-89	H
02/15/1972	L	86-85	A
01/13/1973	W	84-73	H
02/10/1973	L	108-82	A
02/05/1974	L	86-80 (OT)	A
03/02/1974	W	97-86	H
02/08/1975	W	95-89 (2OT)	H
02/15/1975	L	62-60	H
01/24/1976	W	93-91 (2OT)	H
02/21/1976	L	70-69	A
01/24/1977	17/-	W 72-58	H
02/22/1977	6/-	W 63-62	A
01/17/1978	6/-	W 84-68	H
02/07/1978	2/-	W 80-79	A
01/17/1979	11/15	L 74-69 (OT)	A
02/06/1979	14/11	W 60-56	H
01/22/1980	L	45-39	A
02/12/1980	W	45-44	H
03/01/1980	L	52-50	N (San Antonio)
01/24/1981	W	52-47	H
02/17/1981	W	65-61	A
01/26/1982	12/-	W 64-63	A
02/15/1982	8/-	W 92-75	H
01/13/1983	7/-	W 66-64	H
02/12/1983	8/-	W 62-55	A
01/17/1984	W	77-54	H
02/08/1984	W	59-58	A
03/10/1984	8/-	W 49-47	N (Houston)
01/02/1985	W	70-67	H
02/01/1985	W	58-53	A
01/29/1986	L	81-67	A
03/01/1986	L	93-76	H
03/07/1986	L	67-51	N (Dallas)
01/25/1987	W	87-69	H
02/24/1987	W	100-97 (2OT)	A
01/16/1988	L	74-67	A
02/17/1988	W	79-58	H
01/13/1988	W	76-64	N (Dallas)
01/16/1989	W	75-60	H
02/18/1989	L	82-71	H
01/13/1989	W	94-84	N (Dallas)
01/20/1990	12/-	W 100-84	A
02/21/1990	13/-	W 114-100	H
01/23/1991	2/-	W 113-88	H
02/23/1991	3/-	W 111-72	A
03/08/1991	5/-	W 108-61	N (Dallas)
12/18/2010	-25/	L 71-62 (OT)	N (Dallas)
01/19/2013	L		

RAZORBACK RECORDS

02/19/1963	W	83-78	H	01/08/1974	W	89-73	H
01/04/1964	L	93-84	A	12/06/1975	W	67-55	N (LR)
02/29/1964	L	87-86	H	02/07/1977	14/-	W 76-73	A
01/09/1965	L	93-78	A	TULSA			
03/02/1965	L	87-80	H	Arkansas leads.....37-24			
01/08/1966	W	74-65	H	Home.....25-8			
02/25/1966	L	79-74	A	Away.....9-15			
01/07/1967	W	70-65	H	Neutral.....3-1			
02/28/1967	L	73-59	A	12/15/1931	W	33-28	H
02/06/1968	W	61-56	H	12/16/1931	W	37-29	H
02/13/1968	L	74-72	A	12/29/1932	W	35-25	H
02/04/1969	W	64-53	H	02/13/1933	W	28-19	A
02/18/1969	L	59-57	A	01/06/1934	W	18-13	H
01/31/1970	L	50-48	A	01/29/1934	L	25-24	A
02/21/1970	L	76-71	N (LR)	12/18/1934	L	25-21	A
01/12/1971	L	98-68	A	01/05/1935	W	33-14	A
02/23/1971	L	89-87	H	12/20/1935	W	47-30	H
02/01/1972	L	76-73	H	01/25/1936	W	42-28	H
02/26/1972	L	86-85	A	01/31/1942	W	59-30	H
02/06/1973	L	73-64	A	02/24/1942	W	69-27	H
02/27/1973	L	64-63	H	12/04/1946	W	56-21	H
01/12/1974	L	80-77 (OT)	H	12/02/1950	13/-	W 59-46	A
02/12/1974	L	89-83	A	12/09/1950	13/-	L 48-46	A
01/21/1975	W	65-62	H	12/27/1950	W	53-44	N (Oklahoma City)
02/22/1975	L	63-55	A	12/12/1951	L	48-44	A
01/28/1976	W	92-86 (2OT)	H	12/22/1951	L	66-48	H
02/03/1976	L	86-78	A	12/10/1952	L	69-50	H
03/05/1976	L	70-63	N (Dallas)	01/03/1953	L	61-50	H
01/04/1977	18/-	W 41-38	A	12/05/1953	L	51-50	A
01/10/1977	18/-	W 60-53	H	01/02/1954	W	55-49	A
01/28/1978	4/-	W 54-49	A	12/11/1954	L	63-47	A
02/21/1978	4/-	W 58-49	H	01/01/1955	W	68-60	H
01/27/1979	15/-	W 63-57	H	12/03/1955	L	53-45	A
02/20/1979	10/-	W 66-65	A	03/01/1956	L	55-51	A
03/02/1979	9/-	W 93-77	N (Houston)	12/06/1956	W	77-70 (OT)	A
01/28/1980	W	71-69 (OT)	A	02/12/1957	W	52-43	H
02/22/1980	W	84-60	H	12/07/1957	W	79-61	A
01/28/1981	W	60-35	H	01/23/1958	20/-	W 50-43	A
02/28/1981	18/-	W 64-61	A	12/19/1958	L	54-52	H
01/02/1982	5/-	L 79-74	A	01/24/1959	L	61-54	A
02/27/1982	15/-	W 67-61	H	01/27/1959	W	65-51	A
01/26/1983	12/-	W 62-59	A	01/28/1960	L	78-65	A
02/26/1983	6/-	W 77-63	H	12/13/1960	L	64-59	H
01/21/1984	W	67-57	H	01/26/1961	W	66-58	H
02/23/1984	11/-	W 55-49	A	12/14/1961	W	87-59	H
01/16/1985	L	64-48	A	01/24/1962	W	99-77	H
02/16/1985	L	52-50	H	12/13/1962	L	76-68	H
03/10/1985	L	67-64	N (Dallas)	01/31/1963	L	68-66	A
01/11/1986	L	48-46	H	01/25/1964	L	95-86	A
02/12/1986	W	79-72 (OT)	A	12/15/1964	W	65-64	H
01/10/1987	L	95-73	A	12/10/1969	L	74-66	N (Memphis)
02/07/1987	W	93-75	H	01/09/1973	L	85-81	H
03/06/1987	L	73-59	N (Dallas)	12/22/1973	L	95-72	A
02/03/1988	W	69-48	H	12/24/1974	L	64-60	A
03/06/1988	W	75-65	A	12/23/1976	18/-	W 81-66	H
01/14/1989	W	69-62	H	12/15/1984	W	70-66	N (LR)
02/04/1989	L	84-73	A	11/29/1987	L	68-47	A
01/06/1990	14/-	W 92-75	A	02/25/1989	W	118-69	H
02/07/1990	3/-	W 100-77	H	12/23/1991	15/-	W 74-64	A
01/12/1991	2/-	W 113-86	A	12/23/1992	10/-	W 101-87	H
02/13/1991	3/-	W 87-69	H	12/23/1993	1/-	W 93-91 (OT)	A
12/21/2005	W	78-65	N (Dallas)	03/25/1994	2/-	W 103-84	N (Dallas)
12/16/2006	L	71-56	N (NLR)	12/23/1994	3/-	W 82-63	H
01/30/2016	W	75-68 (OT)	H	11/28/2001	W	79-75	H
01/26/2019	-14	L 67-64	A	11/30/2002	-12	L 61-60	A
03/21/2021	10/21	W 68-66	N (Indianapolis)	12/30/2003	W	81-74	A
				11/30/2004	W	85-73	H
				01/02/2007	W	68-59	H
				12/14/2019	W	98-79	H

TEXAS WESLEYAN			
Arkansas leads.....	1-0		
Neutral.....	1-0		
12/29/1942	W	52-46	N (Oklahoma City)

TOLEDO			
Arkansas leads.....	1-0		
Neutral.....	1-0		
12/28/1962	W	58-55	N (Oklahoma City)

TROY			
Arkansas leads.....	5-1		
Home.....	3-1		
Neutral.....	2-0		
12/10/1996	20/-	W 137-70	H
12/03/2002	L	74-66	H
11/21/2004	W	89-54	N (St. Thomas V.I.)
12/04/2010	W	75-60	H
12/16/2017	W	88-63	N (NLR)
11/28/2022	11/-	W 74-61	H

TULANE			
Arkansas leads.....	5-0		
Home.....	1-0		
Away.....	3-0		
Neutral.....	1-0		
12/10/1949	W	42-41	A
12/09/1972	W	87-83	A

UCLA			
Arkansas trails.....	1-2		
Away.....	0-1		
Neutral.....	1-1		
11/30/1973	-1	L 101-79	A
03/16/1978	5/2	W 74-70	N (Albuquerque)
04/03/1995	6/1	L 89-78	N (Seattle)

U.S. INTERNATIONAL			
Arkansas leads.....	1-0		
Home.....	1-0		
12/09/1989	10/-	W 166-101	H

UTAH			
Arkansas trails.....	0-1		
Neutral.....	0-1		
03/14/1998	17/7	L 75-69	N (Boise)

UTAH STATE			
Arkansas trails.....	0-1		
Away.....	0-1		
12/27/1971	L	95-94	A

UTAH VALLEY			
Arkansas leads.....	2-0		
Home.....	2-0		
11/22/2011	W	67-59	H
01/03/2015	W	79-46	H

VALPARAISO			
Arkansas leads.....	1-0		
Neutral.....	1-0		
12/21/2019	W	72-68	N (NLR)

VANDERBILT			
Arkansas leads.....	30-15	SEC: 29-14	
(Arkansas joined SEC in '91-92)			
Home.....	16-5	SEC: 15-5	
Away.....	8-9	SEC: 8-8	
Neutral.....	6-1	SEC: 6-1	
12/14/1963	L	101-77	H
11/14/1990	2/-	W 107-70	H
02/12/1992	11/-	W 91-71	H
01/20/1993	8/19	L 102-89	A
02/01/1994	6/-	W 89-76	A
02/11/1995	12/-	W 97-94 (OT)	H
03/10/1995	5/-	W 73-72	N (Atlanta)
01/13/1996	L	80-73	H
02/08/1997	L	87-83 (OT)	A
02/07/1998	14/-	W 93-83	A
02/06/1999	23/-	L 73-69	A
02/23/2000	W	78-63	H
01/13/2001	L	81-64	A
03/02/2002	W	81-67	A
02/26/2003	W	60-50	A
01/24/2004	-12	W 70-62	H
02/19/2005	L	79-65	A
01/14/2006	W	78-66	H
03/03/2007	-19	W 82-67	A
03/09/2007	W	72-71	N (Atlanta)
03/10/2008	-18	W 78-73	H
03/14/2008	-18	W 81-75	N (Atlanta)
03/08/2009	L	75-58	A
02/27/2010	-16	L 89-72	H
01/29/2011	-19	W 89-78	A
01/31/2012	-25	W 82-74	H
01/02/2013	W	56-33	H
02/09/2013	L	67-49	A
03/14/2013	L	75-72	N (Nashville)
02/08/2014	W	77-75	A
01/10/2015	23/-	W 82-70	H
01/05/2016	W	90-85 (OT)	H
01/24/2017	W	71-70	A
02/07/2017	L	72-59	H
03/11/2017	W	76-62	N (Nashville)
02/10/2018	W	72-54	H
02/05/2019	W	69-66	H
03/06/2019	W	84-48	A
01/15/2020	W	75-55	H
03/11/2020	W	86-73	N (Nashville)
01/23/2021	W	92-71	A
01/04/2022	L	75-74	A
01/14/2023	15/-	L 97-84	A
02/27/2024	L	85-82	H
03/13/2024	W	90-85 (OT)	N (Nashville)

WAKE FOREST			
Arkansas trails.....	3-5		
Home.....	1-2		
Away.....	1-1		
Neutral.....	1-2		
03/12/1977	8/-	L 86-80	N (Norman)
01/31/1982	12/19	L 49-48	N (LR)
01/30/1983	12/19	W 68-65	N (Greensboro)
12/23/1998	19/-	W 75-59	A
12/20/1999	-25	L 70-64	H
11/16/2001	L	76-71	H
11/19/2014	W	83-53	H
12/04/2015	L	88-85	A

WASHBURN (KAN.)			
Arkansas trails.....	0-1		
Home.....	0-1		
01/28/1971	L	80-75	H

WASHINGTON (MO.)			
Arkansas leads.....	2-0		
Away.....	1-0		
Neutral.....	1-0		
12/12/1953	W	69-55	A
12/22/1953	W	68-50	N (LR)

WASHINGTON STATE			
Arkansas trails.....	0-1		
Neutral.....	0-1		
03/22/1941	L	64-53	N (Kansas City)

WEBER STATE			
Arkansas leads.....	2-0		
Neutral.....	2-0		
03/11/1978	7/-	W 73-52	N (Eugene)
03/11/1979	7/-	W 74-63	N (Lawrence)

WEST TEXAS STATE			
Arkansas leads.....	2-1		
Home.....	1-1		
Neutral.....	1-0		
12/28/1939	W	48-43	N (Oklahoma City)
12/27/1941	L	54-41	H
12/06/1978	W	84-54	H

WEST VIRGINIA			
Arkansas leads.....	2-0		
Home.....	1-0		
Neutral.....	1-0		
11/26/2006	W	71-64	N (Orlando)
01/29/2022	W	77-68	H

WESTERN CAROLINA			
Series tied.....	1-1		
Home.....	1-1		
12/07/1998	19/-	W 90-54	H
12/22/2003	L	62-59 (OT)	H

WESTERN ILLINOIS			
Arkansas leads.....	3-0		
Home.....	2-0		
Away.....	1-0		
01/13/1975	W	88-51	H
02/07/1976	W	75-72 (OT)	A
01/01/2006	W	83-54	H

VIRGINIA			
Arkansas trails.....	3-4		
Home.....	1-0		
Away.....	0-2		
Neutral.....	2-2		
03/18/1984	8/-	L 53-51 (OT)	N (E. Rutherford)
01/27/1985	L	54-52	A
12/10/1986	L	78-66	N (PB)
12/12/1987	W	66-52	H
11/30/1988	L	75-65	A
03/26/1995	6/13	W 68-61	N (Seattle)
11/20/1998	19/-	W 85-83	N (

ARKANSAS RAZORBACKS

SEASON W-L RECORD BY YEAR

Season	Coach	Record	Conference	Finish	Postseason
1923-24	Francis Schmidt	17-11	3-9	7th	--
1924-25	Francis Schmidt	21-5	9-3	3rd	--
1925-26	Francis Schmidt	23-2	11-1	1st	--
1926-27	Francis Schmidt	14-2	8-2	1st	--
1927-28	Francis Schmidt	19-1	12-0	1st	--
1928-29	Francis Schmidt	19-1	11-1	1st	--
1929-30	Charles Bassett	16-7	10-2	1st	--
1930-31	Charles Bassett	14-9	7-5	T-3rd	--
1931-32	Charles Bassett	18-6	8-4	3rd	--
1932-33	Charles Bassett	14-7	6-6	4th	--
1933-34	Glen Rose	16-8	6-6	T-3rd	--
1934-35	Glen Rose	14-5	9-3	T-1st	--
1935-36	Glen Rose	24-3	11-1	1st	--
1936-37	Glen Rose	12-6	8-4	2nd	--
1937-38	Glen Rose	19-3	11-1	1st	--
1938-39	Glen Rose	18-5	9-3	2nd	--
1939-40	Glen Rose	12-10	6-6	4th	--
1940-41	Glen Rose	20-3	12-0	1st	NCAA Final Four
1941-42	Glen Rose	19-4	10-2	T-1st	--
1942-43	Eugene Lambert	19-7	8-4	3rd	--
1943-44	Eugene Lambert	16-8	11-1	T-1st	NCAA Selection*
1944-45	Eugene Lambert	17-9	9-3	2nd	NCAA Final Four
1945-46	Eugene Lambert	16-7	9-3	2nd	--
1946-47	Eugene Lambert	14-10	8-4	T-2nd	--
1947-48	Eugene Lambert	16-8	8-4	3rd	--
1948-49	Eugene Lambert	15-11	9-3	T-1st	NCAA Elite 8
1949-50	Presley Askew	12-12	8-4	T-1st	--
1950-51	Presley Askew	13-11	7-5	4th	--
1951-52	Presley Askew	10-14	4-8	T-6th	--
1952-53	Glen Rose	10-11	4-8	T-5th	--
1953-54	Glen Rose	13-9	6-6	T-3rd	--
1954-55	Glen Rose	14-9	8-4	T-2nd	--
1955-56	Glen Rose	11-12	9-3	2nd	--
1956-57	Glen Rose	11-12	5-7	5th	--
1957-58	Glen Rose	17-10	9-5	T-1st	NCAA Sweet 16
1958-59	Glen Rose	9-14	6-8	T-5th	--
1959-60	Glen Rose	12-11	7-7	T-4th	--
1960-61	Glen Rose	16-7	9-5	3rd	--
1961-62	Glen Rose	14-10	5-9	6th	--
1962-63	Glen Rose	13-11	8-6	4th	--
1963-64	Glen Rose	9-14	6-8	6th	--
1964-65	Glen Rose	9-14	5-9	5th	--
1965-66	Glen Rose	13-10	7-7	T-4th	--
1966-67	Duddy Waller	6-17	4-10	T-7th	--
1967-68	Duddy Waller	10-14	7-7	5th	--
1968-69	Duddy Waller	10-14	4-10	8th	--
1969-70	Duddy Waller	5-19	3-11	8th	--
1970-71	Lanny Van Eman	5-21	1-13	8th	--
1971-72	Lanny Van Eman	8-18	5-9	6th	--
1972-73	Lanny Van Eman	16-10	9-5	T-2nd	--
1973-74	Lanny Van Eman	10-16	6-8	5th	--
1974-75	Eddie Sutton	17-9	11-3	2nd	--
1975-76	Eddie Sutton	19-9	9-7	4th	--
1976-77	Eddie Sutton	26-2	16-0	1st	NCAA First Round
1977-78	Eddie Sutton	32-4	14-2	T-1st	NCAA Final Four
1978-79	Eddie Sutton	25-5	13-3	T-1st	NCAA Elite 8
1979-80	Eddie Sutton	21-8	13-3	2nd	NCAA First Round
1980-81	Eddie Sutton	24-8	13-3	1st	NCAA Sweet 16
1981-82	Eddie Sutton	23-6	12-4	1st	NCAA Second Round
1982-83	Eddie Sutton	26-4	14-2	2nd	NCAA Sweet 16
1983-84	Eddie Sutton	25-7	14-2	2nd	NCAA Second Round
1984-85	Eddie Sutton	22-13	10-6	2nd	NCAA Second Round
1985-86	Nolan Richardson	12-16	4-12	7th	--
1986-87	Nolan Richardson	19-14	8-8	5th	NIT Second Round
1987-88	Nolan Richardson	21-9	11-5	T-2nd	NCAA First Round
1988-89	Nolan Richardson	25-7	13-3	1st	NCAA Second Round
1989-90	Nolan Richardson	30-5	14-2	1st	NCAA Final Four
1990-91	Nolan Richardson	34-4	15-1	1st	NCAA Elite 8
• Arkansas joins the Southeastern Conference •					
1991-92	Nolan Richardson	26-8	13-3	1st Overall	NCAA Second Round
1992-93	Nolan Richardson	22-9	10-6	1st West	NCAA Sweet 16
1993-94	Nolan Richardson	31-3	14-2	1st Overall	NCAA Champion
1994-95	Nolan Richardson	32-7	12-4	T-1st West	NCAA Runner-up

RAZORBACK RECORDS

Season	Coach	Record	Conference	Finish	Postseason
1995-96	Nolan Richardson	20-13	9-7	T-2nd West	NCAA Sweet 16
1996-97	Nolan Richardson	18-14	8-8	2nd West	NIT Final Four
1997-98	Nolan Richardson	24-9	11-5	2nd West	NCAA Second Round
1998-99	Nolan Richardson	23-11	9-7	2nd West	NCAA Second Round
1999-00	Nolan Richardson	19-15	7-9	3rd West	NCAA First Round
2000-01	Nolan Richardson	20-11	10-6	2nd West	NCAA First Round
2001-02	Nolan Richardson**	14-15	6-10	T-4th West	--
2002-03	Stan Heath	9-19	4-12	T-5th West	--
2003-04	Stan Heath	12-16	4-12	6th West	--
2004-05	Stan Heath	18-12	6-10	4th West	--
2005-06	Stan Heath	22-10	10-6	T-2nd West	NCAA First Round
2006-07	Stan Heath	21-14	7-9	3rd West	NCAA First Round
2007-08	John Pelphrey	23-12	9-7	2nd West	NCAA Second Round
2008-09	John Pelphrey	14-16	2-14	6th West	--
2009-10	John Pelphrey	14-18	7-9	T-3rd West	--
2010-11	John Pelphrey	18-13	7-9	T-3rd West	--
2011-12	Mike Anderson	18-14	6-10	9th	--
2012-13	Mike Anderson	19-13	10-8	7th	--
2013-14	Mike Anderson	22-12	10-8	5th	NIT Second Round
2014-15	Mike Anderson	27-9	13-5	2nd	NCAA Third Round
2015-16	Mike Anderson	16-16	9-9	8th	--
2016-17	Mike Anderson	26-10	12-6	3rd	NCAA Second Round
2017-18	Mike Anderson	23-12	10-8	T-4th	NCAA First Round
2018-19	Mike Anderson	18-16	8-10	T-9th	NIT Second Round
2019-20	Eric Musselman	20-12	7-11	T-10th	#
2020-21	Eric Musselman	25-7	13-4	2nd	NCAA Elite 8
2021-22	Eric Musselman	28-9	13-5	4th	NCAA Elite 8
2022-23	Eric Musselman	22-14	8-10	T-9th	NCAA Sweet 16
2023-24	Eric Musselman	16-17	6-12	T-11th	--
Totals	101 years	1,799-1,014	875-590	(.640)	(.597)

* Southwest Conference champion Arkansas was unable to participate in NCAA Tournament due to an automobile accident.

** Mike Anderson was 1-1 as interim head coach for the final two games of 2001-02.

- Due to COVID-19, the SEC Tournament was canceled after Rd.1 and, on Feb. 12, the NCAA canceled all postseason championships.



Head Coach **Nolan Richardson**, with former President of the United States **Bill Clinton**, won 389 games and guided Arkansas to the Final Four three times from 1986-2002.



Years	Coach	Years	NCAA Appearances	W	L	Pct.
1923-24 to 1928-29	Francis Schmidt	6	0	113	22	.837
1929-30 to 1932-33	Charles Bassett	4	0	62	29	.681
1933-34 to 1941-42	Glen Rose *	9	1	154	47	.766
1942-43 to 1948-49	Eugene Lambert	7	3	113	60	.653
1949-50 to 1951-52	Presley Askew	3	0	35	37	.486
1952-53 to 1965-66	Glen Rose *	14	1	171	154	.526
<i>* - Glen Rose was a combined 325-201 (.618) in his 23 total seasons as head coach over two stints</i>						
1966-67 to 1969-70	Duddy Waller	4	0	31	64	.326
1970-71 to 1973-74	Lanny Van Eman	4	0	39	65	.375
1974-75 to 1984-85	Eddie Sutton	11	9	260	75	.776
1985-86 to 2001-02	Nolan Richardson	17	13	389	169	.697
2002-03 to 2006-07	Stan Heath	5	2	82	71	.536
2007-08 to 2010-11	John Pelphrey	4	1	69	59	.539
2011-12 to 2018-19	Mike Anderson	8	4	* 170	* 103	.624
2019-20 to 2023-24	Eric Musselman	5	3 #	111	59	.653
Totals		101	37	1,799	1,014	.640

* Included in Mike Anderson's total was him being 1-1 as interim head coach for the final two games of 2001-02.

- Due to COVID-19, the NCAA canceled all postseason championships for the 2019-20 season from March 2020 through June 2020.



MIKE ANDERSON
8 seasons: 170-103 *



PRESLEY ASKEW
3 seasons: 35-37



CHARLES BASSETT
4 seasons: 62-29



JOHN CALIPARI
1st season



STAN HEATH
5 seasons: 82-71



EUGENE LAMBERT
7 seasons: 113-60



ERIC MUSSELMAN
5 seasons: 95-42



JOHN PELPHREY
4 seasons: 69-59



NOLAN RICHARDSON
17 seasons: 389-169



GLEN ROSE
23 seasons: 325-201
1st Stint - 9 seasons: 154-47
2nd Stint - 14 seasons: 171-154



FRANCIS SCHMIDT
6 seasons: 113-22



EDDIE SUTTON
11 seasons: 260-75



LARRY VAN EMAN
4 seasons: 39-65



DUDDY WALLER
4 seasons: 31-64



*The records do not reflect Mike Anderson's 1-1 record as interim coach during the 2001-02 season.



ARKANSAS RAZORBACKS

YEAR-BY-YEAR RESULTS OPPONENT NAME CHANGES

Then	Now (Date Changed)
Arkansas Normal	Central Arkansas (1975)
Baptist College	Charleston Southern (1990)
Northeast Louisiana	Louisiana-Monroe (1999)
Southeastern State	Southeastern Okla. State (1974)
Southwest Texas	Texas State (2003)
Southwest Missouri State	Missouri State (2005)
Southwestern Presbyterian	Rhodes College (1984)
Southwestern Louisiana	Louisiana-Lafayette (1999)

1923-24 17-11, 3-9 (7th) Coach: Francis Schmidt

Date	Opponent	UA/Opp Rank	W/L	ARK	OPP
12/19	at Northeastern State		W	19	13
12/20	at Northeastern State		W	33	12
12/21	Boynton Boys School		W	46	18
12/27	Jonesboro YMCA		L	25	38
12/29	Gay Oil Company		W	34	19
12/31	at North Little Rock High		W	35	28
01/01	Fort Smith Faculty		W	69	8
	Ozark Athletic Club		W	61	36
01/04	Northeastern State		W	43	22
01/05	Northeastern State		W	42	14
01/11	Central Arkansas		W	62	27
01/12	Central Arkansas		W	34	14
01/18	Missouri State		L	31	38
01/09	Missouri State		W	22	21
01/25	SMU *		L	11	17
01/26	SMU *		W	21	15
02/01	TCU *		L	30	31
02/02	TCU *		L	21	23
02/08	Hendrix College		W	28	18
02/09	Hendrix College		W	39	21
02/18	at Baylor *		L	29	33
02/19	at Baylor *		W	28	14
02/20	at Texas A&M *		L	27	35
02/21	at Texas A&M *		L	17	32
02/22	at Rice *		L	19	22
02/23	at Rice *		W	29	22
02/27	Texas *		L	26	30
02/28	Texas *		L	21	32

* Southwest Conference games

1924-25 21-5, 9-3 (3rd) Coach: Francis Schmidt

Date	Opponent	UA/Opp Rank	W/L	ARK	OPP
12/20	at College of the Ozarks		W	27	18
	vs. Gay Oil Company @ LR		W	31	13
12/23	vs. England National Bank @ LR		W	31	22
12/24	Stuttgart Athletic Club		W	34	18
12/25	Jonesboro YMCA		W	28	24
12/26	Southeast Missouri State		L	21	281
	at Cairo (Ill.) Aces		W	35	7
	at Bemis (Tenn.) YMCA		W	31	24
	at Arkansas State		W	31	9
	at England Athletic Club		W	78	22
01/19	Hendrix College		W	40	16
01/10	Hendrix College		W	34	25
01/14	at SMU *		W	29	25
01/15	at SMU *		W	29	20
01/16	at TCU *		L	26	28
01/17	at TCU *		W	21	20
01/23	Baylor *		W	39	14
01/24	Baylor *		W	23	14
02/01	Rice *		W	37	19
02/02	Rice *		W	29	9
02/06	Texas A&M *		W	54	18
02/07	Texas A&M *		W	38	17
02/20	at Texas *		L	18	20
02/21	at Texas *		L	12	21
02/27	Oklahoma State		W	21	17
02/28	Oklahoma State		L	23	25

* Southwest Conference games

1925-26 23-2, 11-1 (1st) • SWC CHAMPION • Coach: Francis Schmidt

Date	Opponent	UA/Opp Rank	W/L	ARK	OPP
	at Ozark Athletic Club		W	81	7
	at Fort Smith National Guard		W	64	6
	vs. Union Trust Company @ LR		W	35	22
	England Athletic Club		W	64	18
	at Jonesboro YMCA		W	29	22
	at Arkansas State		W	32	14
12/31	at Centralia (Ill.) Lions		W	29	13
01/01	at New Coliseum (St. Louis) Ath. Club		W	29	20
01/02	at St. Louis		L	30	40
01/08	Hendrix College		W	43	25
01/09	Hendrix College		W	39	21
01/15	SMU *		W	29	27
01/16	SMU *		W	28	8
01/22	at Baylor *		W	22	9
01/23	at Baylor *		W	19	14
01/29	Centenary		W	69	21
01/30	Centenary		W	43	9
02/05	Texas *		W	35	12
02/06	Texas *		W	27	7
02/12	at Rice *		W	54	15
02/13	at Rice *		W	25	17
02/15	at Texas A&M *		W	37	27
02/16	at Texas A&M *		W	35	21
02/26	TCU *		W	24	23
02/27	TCU *		L	15	30

* Southwest Conference games

RAZORBACK RECORDS

1926-27 14-2, 8-2 (1st) • SWC CHAMPION • Coach: Francis Schmidt

Date	Opponent	UA/Opp Rank	W/L	ARK	OPP
12/17	Northeastern State		W	27	13
12/18	Northeastern State		W	25	19
12/29	at Graham & Broening @ LR		W	38	34
12/30	at Southwestern Bell @ LR		W	42	26
12/31	at Jonesboro YMCA		W	49	25
	at Arkansas State		W	42	12
01/07	Rice *		W	36	18
01/08	Rice *		W	34	18
01/14	at TCU *		W	24	16
01/15	at TCU *	OT	W	23	22
01/21	Texas A&M *		W	34	27
01/22	Texas A&M *		W	25	16
02/04	at Texas *		L	29	32
02/05	at Texas *		L	24	28
	at SMU *		W	32	30
	at SMU *		W	32	31

* Southwest Conference games



Long before Bud Walton Arena and even Barnhill Arena, Arkansas played its home games in Schmitt's Barn.



RAZORBACK RECORDS

1927-28

19-1, 12-0 (1st)

• SWC CHAMPION •
Coach: Francis Schmidt

Date	Opponent	UA/Opp Rank	W/L	ARK OPP
12/16	Northeastern State		W	59 29
12/17	Northeastern State		W	61 24
12/21	at Drury College		W	39 20
12/22	at Missouri State		L	31 45
12/30	at College of the Ozarks		W	53 27
12/31	at College of the Ozarks		W	59 20
01/16	TCU *		W	23 18
01/07	TCU *	OT	W	28 24
01/13	Texas *		W	42 26
01/14	Texas *		W	59 29
01/20	Hendrix College		W	69 30
01/21	Hendrix College		W	50 24
02/23	at Baylor *		W	59 21
02/04	at Baylor *		W	34 21
02/10	SMU *		W	48 26
02/11	SMU *		W	34 22
02/17	at Rice *		W	20 11
02/18	at Rice *		W	28 23
02/20	at Texas A&M *		W	42 18
02/21	at Texas A&M *		W	46 31

*Southwest Conference games

1928-29

19-1, 11-1 (1st)

• SWC champion •
Coach: Francis Schmidt

Date	Opponent	UA/Opp Rank	W/L	ARK OPP
	Northeastern State		W	54 28
	Northeastern State		W	54 34
	Little Rock All-Stars		W	32 21
	at Fort Smith Collegians		W	45 22
	at Jonesboro YMCA		W	43 30
	at Earle Cardinals		W	47 25
01/04	at SMU *		W	32 26
01/05	at SMU *		W	39 17
01/07	at TCU *		W	41 24
01/08	at TCU *		W	66 26
	Baylor *		W	59 24
	Baylor *		W	71 23
	Drury College		W	52 25
	Drury College		W	42 22
02/08	at Texas *		W	48 32
02/09	at Texas *		L	25 36
02/15	Rice *		W	51 18
02/16	Rice *		W	44 13
02/22	Texas A&M *		W	49 32
02/23	Texas A&M *		W	38 29

*Southwest Conference games

1929-30

16-7, 10-2 (1st)

• SWC champion •
Coach: Charles Bassett

Date	Opponent	UA/Opp Rank	W/L	ARK OPP
	Northeastern State		W	57 26
	Northeastern State		W	37 17
	Southeastern State		W	32 29
	Southeastern State		W	24 22
01/02	at Drury College		L	25 28
01/03	at St. Louis		L	13 32
01/04	at Missouri State		L	21 40
01/06	at Pittsburg State		L	23 36
01/07	at Pittsburg State		L	20 51
01/10	TCU *		W	32 21
01/11	TCU *		W	22 18
01/17	Texas *		W	22 19
01/18	Texas *		L	27 29
	at Baylor *		W	30 23
	at Baylor *		W	27 21
02/07	at Oklahoma State		W	30 20

02/08	at Oklahoma State		W	30 23
	SMU *		W	28 27
	SMU *		W	44 29
02/21	at Texas A&M *		W	28 24
02/22	at Texas A&M *	OT	W	25 23
02/24	at Rice *		W	30 26
02/25	at Rice *		L	16 37

*Southwest Conference games

1930-31

14-9, 7-5 (T3rd)

Coach: Charles Bassett

Date	Opponent	UA/Opp Rank	W/L	ARK OPP
12/12	Northeastern State		W	36 29
12/13	Northeastern State		W	39 21
12/18	Pittsburg State		L	31 40
12/19	Pittsburg State		L	26 28
12/22	vs. Colonial Baking AAU @ LR		W	30 27
12/23	vs. Colonial Baking AAU @ NLR		W	30 27
01/02	at Butler		L	21 37
01/03	at St. Louis		L	18 24
01/08	at Texas *		W	29 21
01/09	at Texas *		L	25 27
01/12	Rice *		W	36 32
01/13	Rice *		W	31 25
	Texas A&M *		W	30 19
	Texas A&M *		L	34 37
01/23	at TCU *		L	26 35
01/24	at TCU *		W	30 29
02/11	St. Louis		W	33 30
02/13	Baylor *		L	27 29
02/14	Baylor *		W	29 25
02/20	Oklahoma State		W	37 22
02/21	Oklahoma State		W	29 22
02/27	at SMU *		W	32 27
02/28	at SMU *		L	27 40

*Southwest Conference games

1931-32

18-6, 8-4 (3rd)

Coach: Charles Bassett

Date	Opponent	UA/Opp Rank	W/L	ARK OPP
12/11	Northeastern State		W	36 29
12/12	Northeastern State		W	39 21
12/15	Tulsa		W	33 28
12/16	Tulsa		W	37 29
12/18	at Missouri State		W	41 38
12/19	at Pittsburg State		L	20 36
01/01	at Drury College		W	45 26
01/02	at St. Louis		L	23 25
01/08	Texas *		W	24 21
01/09	Texas *		L	25 27
01/16	Drury College		W	35 14
01/18	Pittsburg State		W	32 21
01/22	SMU *		W	46 20
01/23	SMU *		W	29 20
02/05	at Baylor *		L	28 34
02/06	at Baylor *		W	42 31
02/12	TCU *		L	27 31
02/13	TCU *		W	37 24
02/15	St. Louis		W	33 19
02/22	Missouri State		W	37 19
02/26	at Texas A&M *		L	23 28
02/27	at Rice *		W	25 23
02/29	at Rice *		W	34 19
03/02	at Texas A&M *		W	33 27

*Southwest Conference games

ARKANSAS RAZORBACKS

YEAR-BY-YEAR RESULTS

1932-33

14-7, 6-6 (4th)

Coach: Charles Bassett

Date	Opponent	UA/Opp Rank	W/L	ARK OPP
12/09	at Northeastern State		W	31 16
12/10	at Northeastern State		W	33 20
12/16	at Nebraska		W	41 24
12/17	at Creighton		L	28 29
12/19	at South Dakota		W	33 27
12/29	at Tulsa		W	35 25
	North Texas State		W	34 20
	North Texas State		W	36 26
01/13	at Texas *		L	28 36
01/14	at Texas *		L	28 31
01/20	Rice *		W	36 32
01/21	Rice *		W	33 23
02/03	at TCU *		L	19 29
02/04	at TCU *		L	26 30
02/06	at SMU *		W	40 23
02/07	at SMU *		W	26 25
02/13	Tulsa		W	28 19
02/17	Texas A&M *		L	21 25
02/18	Texas A&M *		L	23 25
02/24	Baylor *		W	34 19
02/25	Baylor *		W	39 30

*Southwest Conference games

1933-34

16-8, 6-6 (3rd)

Coach: Glen Rose

Date	Opponent	UA/Opp Rank	W/L	ARK OPP
12/14	Northeastern State		W	30 19
12/15	Northeastern State		W	27 23
12/16	at Missouri State		L	13 16
12/18	vs. Diamond Oilers @ Fort Smith		W	39 31
12/19	at Central Arkansas		W	54 30
12/20	vs. Colonial Baking AAU @ LR		W	54 37
12/21	vs. Colonial Baking AAU @ LR		W	37 28
01/04	Missouri State		W	22 15
01/06	Tulsa		W	18 13
01/12	TCU *		W	31 15
01/13	TCU *		L	21 28
01/19	Oklahoma State		W	46 22
01/20	Oklahoma State		W	28 23
01/29	at Tulsa		L	24 25
02/02	at Baylor *		W	31 29
02/03	at Baylor *		L	20 31
02/09	Texas *		L	26 28
02/10	Texas *		W	32 29
02/16	at Rice *		W	31 20
02/17	at Rice *		L	22 25
02/19	at Texas A&M *		W	23 22
02/20	at Texas A&M *		L	23 35
03/02	SMU *		W	39 35
03/03	SMU *		L	37 44

*Southwest Conference games

1934-35

14-5, 9-3 (T-1st)

• SWC champion •
Coach: Glen Rose

Date	Opponent	UA/Opp Rank	W/L	ARK OPP
12/14	Northeastern State		W	38 21
12/15	Northeastern State		W	53 14
12/18	at Tulsa		L	21 25-
12/20	vs. Diamond Oilers @ Tulsa		L	26 28-
12/26	at East Central Oklahoma		W	50 21
01/05	Tulsa		W	33 14
01/10	Rice *		W	31 30
01/11	Rice *		W	37 19
01/18	at TCU *		W	41 20
01/19	at TCU *		W	42 24
02/02	Fort Smith Vehicle Sports		W	60 32
02/08	Baylor *		W	37 27
02/09	Baylor *		W	48 30

02/15	at Texas *		W	47 30
02/16	at Texas *		L	23 33
02/22	at SMU *		L	22 30
02/23	at SMU *		L	27 41
03/01	Texas A&M *		W	45 41
03/02	Texas A&M *		W	51 31

*Southwest Conference games

1935-36

24-3, 11-1 (1st)

• SWC CHAMPION •
• U.S. OLYMPIC FINALIST •
Coach: Glen Rose

Date	Opponent	UA/Opp Rank	W/L	ARK OPP
12/13	Northeastern State		W	47 19
12/14	Northeastern State		W	50 19
12/18	at Oklahoma State		L	21 33
12/19	at Oklahoma State		W	24 15
12/20	at Tulsa		W	47 30
12/21	at Fort Smith Vehicle Sports		W	52 24
12/23	at Central Arkansas		W	42 38
12/24	at Central Arkansas		W	66 27
01/03	Oklahoma Tire AAU - Muskogee		W	42 39
01/10	at Texas A&M *		W	22 18
01/11	at Texas A&M *		W	34 27
01/14	at Rice *		W	33 26
01/15	at Rice *		L	29 35
01/25	Tulsa		W	42 28
02/07	SMU *		W	34 23
02/08	SMU *		W	40 28
02/14	at Baylor *		W	44 26
02/15	at Baylor *		W	39 14
02/21	TCU *		W	47 15
02/22	TCU *		W	40 29
02/28	Texas *		W	38 37
02/29	Texas *		W	43 31

U.S. OLYMPIC PLAYOFFS Houston, Texas

03/10	vs. Texas		W	27 16
03/11	vs. Stephen F. Austin		W	53 24

U.S. OLYMPIC PLAYOFFS Little Rock & North Little Rock

03/26	vs. Western Kentucky @ LR HS		W	43 36
03/27	vs. Western Kentucky @ NLR HS		W	39 30

U.S. OLYMPIC TRIALS 1st RD New York, N.Y. - Madison Square Garden

04/03	vs. Hollywood Universal		L	29 40
-------	-------------------------	--	---	-------

*Southwest Conference games

1936-37

12-6, 8-4 (2nd)

Coach: Glen Rose

Date	Opponent	UA/Opp Rank	W/L	ARK OPP
12/14	Drake		W	31 22
12/17	Southeastern State		W	33 19
12/18	Southeastern State		W	39 28

SUGAR BOWL CLASSIC New Orleans, La.

12/30	vs. Tennessee		W	42 34
-------	---------------	--	---	-------

01/02	Brown Paper Mill AAU		L	29 31
01/08	Baylor *		L	22 25
01/09	Baylor *		W	42 24
01/15	at SMU *		L	25 29
01/16	at SMU *		W	

ARKANSAS RAZORBACKS

YEAR-BY-YEAR RESULTS

1937-38

19-3, 11-1 (1st)

• **SWC champion** •
Coach: **Glen Rose**

Date	Opponent	UA/Opp Rank	W/L	ARK	OPP
12/17	Staf-O-Life AAU		W	52	26
12/21	at Murray State		L	40	43
12/22	vs. Ole Miss @ Memphis		W	47	43
12/23	vs. Ole Miss @ NLR		W	48	46
ALL COLLEGE TOURNAMENT <i>Oklahoma City, Okla.</i>					
12/27	vs. Northwestern Oklahoma State		W	45	44
12/28	vs. Central Missouri		W	43	36
12/29	vs. Southwestern (Kan.) College		L	33	36
12/30	vs. North Texas		W	32	21
01/07	at Texas A&M *		W	45	32
01/08	at Texas A&M *		W	33	22
01/18	Parks Clothiers (Okla.) AAU		W	28	25
01/20	Rice *		W	38	31
01/21	Rice *		W	59	37
01/29	Marianne (Ark.) AAU		W	57	25
02/04	TCU *		W	53	26
02/05	TCU *		W	57	38
02/11	Texas *		W	74	38
02/12	Texas *		W	42	37
02/19	at Baylor *		L	47	54
02/21	at Baylor *		W	54	45
02/25	SMU *		W	32	23
02/25	SMU *		W	34	26

*Southwest Conference games

1938-39
18-5, 9-3 (2nd)
Coach: **Glen Rose**

Date	Opponent	UA/Opp Rank	W/L	ARK	OPP
12/09	Southeastern State		W	51	33
12/10	Southeastern State		W	36	21
12/13	Phillips 66ers		W	32	31
12/16	Drury College		W	44	21
12/17	Drury College		W	27	19
12/20	at Oklahoma		W	39	31
12/21	at Oklahoma		W	36	30
12/22	Parks Clothiers (Okla.) AAU		L	28	66
SUGAR BOWL CLASSIC <i>New Orleans, La. • Municipal Auditorium</i>					
12/28	vs. Purdue		L	51	57
12/30	at Fort Smith Buick AAU		W	61	19
01/06	at SMU *		L	31	47
01/07	at SMU *		L	19	32
01/13	at Texas *		L	37	41
01/14	at Texas *		W	65	41
02/03	Baylor *		W	46	38
02/04	Baylor *		W	40	36
02/10	at TCU *		W	44	32
02/11	at TCU *		W	51	38
02/18	Parks Clothiers (Okla.) AAU		W	48	45
02/24	Texas A&M *		W	61	42
02/25	Texas A&M *		W	66	38
03/01	at Rice *		W	50	45
03/02	at Rice *		W	40	35

*Southwest Conference games

1939-40
12-10, 6-6 (4th)
Coach: **Glen Rose**

Date	Opponent	UA/Opp Rank	W/L	ARK	OPP
12/08	Southeastern State		W	32	20
12/09	Southeastern State		L	25	26
12/15	Pittsburg State		L	50	62
12/16	Pittsburg State		W	49	42
12/18	Oklahoma		L	36	49
12/19	Oklahoma		W	40	38
ALL-COLLEGE TOURNAMENT <i>Oklahoma City, Okla.</i>					
12/27	vs. West Texas State		W	48	43
12/28	vs. Pittsburg State		W	44	33
12/29	vs. Oklahoma State		L	26	32
12/30	vs. Central Missouri		W	60	46
01/12	Texas *		L	33	52
01/13	Texas *		W	54	44
01/19	at Baylor *		L	24	40
01/20	at Baylor *		L	39	47
02/09	SMU *		W	75	40
02/10	SMU *		W	36	26
02/16	at Texas A&M *		W	37	25
02/17	at Texas A&M *		L	38	41
02/19	at Rice *		L	43	60
02/20	at Rice *		L	28	42
03/01	TCU *		W	59	45
03/02	TCU *		W	52	36

*Southwest Conference games

1940-41
20-3, 12-0 (1st)
• **SWC champion** •
• **NCAA FINAL FOUR** •
Coach: **Glen Rose**

Date	Opponent	UA/Opp Rank	W/L	ARK	OPP
12/13	Drury College		W	62	17
12/14	Drury College		W	46	20
12/19	at Murray State		W	52	30
12/20	vs. Southwestern (Tenn.) @ Marion, Ark.		W	58	35
12/21	vs. Phillips 66ers @ LR		W	38	24
01/03	at Phillips 66ers		L	33	35
01/04	at Pittsburg State		W	48	45
01/10	at Texas *		W	50	38
01/11	at Texas *		W	44	34
01/17	Texas A&M *		W	68	33
01/18	Texas A&M *		W	58	36
02/01	Pittsburg State		W	71	45

RAZORBACK RECORDS

1942-43
19-7, 8-4 (3rd)
Coach: **Eugene Lambert**

Date	Opponent	UA/Opp Rank	W/L	ARK	OPP
12/07	Camp Crowder (Mo.)		W	43	31
12/09	East Central Oklahoma		W	50	35
12/14	Pittsburg State		W	57	46
12/16	at Camp Crowder (Mo.)		W	40	29
12/17	at Drury College		W	42	29
12/18	at Missouri State		W	47	31
12/19	vs. Ouachita College @ Fort Smith		W	44	29

ALL-COLLEGE TOURNAMENT
Oklahoma City, Okla.

12/28	vs. Texas Tech		W	43	38
12/29	vs. Texas Wesleyan		W	52	46
12/29	s. Texas		W	66	44
12/30	vs. TCU		L	25	37
12/31	at Phillips 66ers		L	27	48
01/01	Pittsburg State		W	43	38
01/02	at St. Louis		L	37	43
01/08	at SMU *		W	39	35
01/09	at SMU *		W	36	29
01/15	Rice *		W	52	35
01/16	Rice *		L	37	41
02/05	Baylor *		W	68	35
02/06	Baylor *		W	40	38
02/12	at Texas *		L	31	45
02/13	at Texas *		L	35	48
02/19	Texas A&M *		W	74	49
02/20	Texas A&M *		L	52	67
03/04	at TCU *		W	33	23
03/05	at TCU *		W	54	39

*Southwest Conference games

1943-44
16-8, 11-1 (T1st)
• **SWC champion** •
Coach: **Eugene Lambert**

Date	Opponent	UA/Opp Rank	W/L	ARK	OPP
12/09	Conway (Ark.) AAU		W	60	33
12/15	Pittsburg State		W	42	37
12/18	Springfield (Mo.) AAU		W	65	40
12/20	at Camp Chaffee (Ark.)		W	58	52
12/28	vs. City College of New York @ MSG		W	39	37
12/29	at Albright College		L	40	47
01/01	vs. DePaul @ Buffalo, N.Y.		L	30	59
01/07	TCU *		W	71	50
01/08	TCU *		W	60	29
01/14	at Rice *		W	42	41

02/07	Baylor *		W	62	48
02/08	Baylor *		W	36	31
02/12	Rice *		W	66	41
02/13	Rice *		W	48	43
02/18	vs. Phillips 66ers @ Tulsa		L	26	31
02/21	at TCU *		W	67	42
02/22	at TCU *		W	66	43
02/28	at SMU *		W	40	23
03/01	at SMU *		W	40	32

NCAA WESTERN REGIONAL
Kansas City, Mo.

03/21	vs. Wyoming		W	52	40
-------	-------------	--	---	----	----

NCAA FINAL FOUR
Kansas City • Municipal Auditorium

03/22	vs. Washington State		L	53	64
-------	----------------------	--	---	----	----

*Southwest Conference games

1941-42
19-4, 10-2 (T-1st)
• **SWC champion** •
Coach: **Glen Rose**

Date	Opponent	UA/Opp Rank	W/L	ARK	OPP
12/11	Southeastern State		W	30	19
12/12	Southeastern State		W	38	36
12/17	Central (Okla.) State		W	43	23
12/18	Central (Okla.) State		W	42	25

ALL-COLLEGE TOURNAMENT
Oklahoma City, Okla.

12/26	vs. Central Missouri		W	44	36
12/27	vs. West Texas State		L	41	54
12/29	vs. SMU		W	52	22
12/30	vs. East Central Oklahoma		W	54	28
01/03	at Phillips 66ers		L	33	34
01/09	SMU *		W	35	33
01/10	SMU *		W	36	34
01/16	at Rice *		L	38	51
01/17	at Rice *		W	55	47
01/31	Tulsa		W	59	30
02/06	at Baylor *		W	53	43
02/07	at Baylor *		W	50	45
02/13	at Texas A&M *		W	47	45
02/14	at Texas A&M *		W	40	31
02/20	Texas *		W	42	34
02/21	Texas *		L	37	58
02/24	Tulsa		W	69	27
02/27	TCU *		W	41	33
02/28	TCU *		W	63	37

*Southwest Conference games




The Men's Gynnasium - Field House was the home of Arkansas basketball from the 1937-38 season until the 1954-55 season. The dedicatin games was a 53-26 win over TCU on Feb. 2, 1938.



YEAR-BY-YEAR RESULTS

01/15	at Rice *	L	41	67
01/21	SMU *	W	68	58
01/22	SMU *	W	74	49
01/27	at Oklahoma State	L	41	66
01/28	vs. Oklahoma St. @ Oklahoma City	L	15	17
01/29	at Phillips 66ers	L	42	57
02/04	at Baylor *	W	45	28
02/05	at Baylor *	W	36	34
02/11	Texas *	W	59	48
02/12	Texas *	W	54	46
02/16	at Pittsburg State	L	42	50
02/25	at Texas A&M *	W	70	35
02/26	at Texas A&M *	W	60	38
03/18	vs. Champ Chaffee (Fort Smith)	L	42	58

*Southwest Conference games



George Kok's 22 points against Oregon in 1945 helped send Arkansas to its second Final Four. He was the first Hog to score 1,000 career points and was the #2 overall pick in the draft in 1948

02/15	at Oklahoma State	L	29	53
02/16	vs. Oklahoma State @ Oklahoma City	L	31	46
02/20	Camp Robinson (Ark.)	W	64	53
02/25	at Texas A&M *	L	55	56
02/26	at Texas A&M *	W	53	43
02/22	Texas A&M *	W	71	58
02/28	at Texas *	L	44	49
03/01	at Texas *	L	46	66

*Southwest Conference games

1944-45 17-9, 9-3 (2nd) • NCAA FINAL FOUR • Coach: Eugene Lambert

Date	Opponent	UA/Opp Rank	W/L	ARK	OPP
12/07	at Pittsburg State		W	45	30
12/09	Blytheville AAB (Ark.)		W	76	45
12/16	vs. City College of New York @ MSG		W	59	47
12/19	at Westminster College (Pa.)		L	61	71

ALL-COLLEGE TOURNAMENT Oklahoma City, Okla. • Municipal Auditorium

12/27	vs. Denver	W	50	36
12/28	vs. Oklahoma	W	54	51
12/29	vs. Oklahoma State	L	34	43

01/05	Baylor *	W	94	28
01/06	Baylor *	W	90	30
01/09	Phillips 66ers	L	40	60
01/12	vs. Oklahoma State @ LR	W	41	38
01/13	vs. Oklahoma State @ El Dorado	L	40	49
01/19	at Texas *	L	40	49
01/20	at Texas *	W	74	38
01/26	at Rice *	L	46	57
01/27	at Rice *	L	56	69
02/02	at TCU *	W	37	33
02/03	at TCU *	W	60	35
02/08	Pittsburg State	W	76	45
02/16	at SMU *	W	59	52
02/17	at SMU *	W	65	49
02/23	Texas A&M *	W	80	21
02/24	Texas A&M *	W	87	36
02/28	Phillips 66ers	L	34	62

NCAA WESTERN REGIONAL - KANSAS CITY, MO. (Municipal Auditorium)

03/23	vs. Oregon	W	79	76
-------	------------	---	----	----

NCAA FINAL FOUR - KANSAS CITY, MO. (Municipal Auditorium)

03/24	vs. Oklahoma State	L	41	68
-------	--------------------	---	----	----

*Southwest Conference games

1945-46 16-7, 9-3 (2nd) Coach: Eugene Lambert

Date	Opponent	UA/Opp Rank	W/L	ARK	OPP
11/29	Camp Chaffee (Ark.)		W	76	35
12/01	Sedalia AAB (Mo.)		W	101	37
12/06	vs. Western Kentucky @ LR		W	66	46
12/07	vs. Western Kentucky @ LR		W	67	38
12/11	Memphis NATTC		W	52	47
12/15	at New York University @ MSG	L62			
12/18	at Kentucky		L	42	67
01/04	Texas *		W	55	47
01/05	Texas *		W	90	63
01/11	at Baylor *		W	49	37
01/12	at Baylor *		L	28	40
01/26	Camp Hood (Texas)		W	62	53
02/01	SMU *		W	81	53
02/02	SMU *		W	74	56
02/04	Rice *		W	62	45
02/05	Rice *		W	68	25
02/08	TCU *		L	50	53
02/09	TCU *		W	58	36

1946-47 14-10, 8-4 (T-2nd) Coach: Eugene Lambert

Date	Opponent	UA/Opp Rank	W/L	ARK	OPP
12/04	Tulsa		W	56	21
12/07	vs. Missouri St. @ Joplin, Mo.		W	62	55

BIG SIX TOURNAMENT Kansas City, Mo. • Municipal Auditorium

12/12	vs. Nebraska	W	57	46	
12/13	vs. Kansas	L	52	53	
12/14	vs. Kansas State	L	41	56	
12/17	at New York University @ MSG		L	46	67
12/21	at St. Joseph's (Pa.)		W	46	36
01/04	at Pittsburg State		L	52	53
01/10	Rice *		W	52	51
01/11	Rice *		W	66	53
01/14	at TCU *		W	54	39
01/15	at TCU *		W	63	53
01/20	University of Mexico		W	55	37
01/22	vs. Oklahoma State @ LR		L	38	42
01/24	vs. Oklahoma State @ Oklahoma City	OT	L	44	49
02/01	Central Arkansas		W	59	39
02/07	Baylor *		W	55	50
02/08	Baylor *		W	68	57
02/14	at SMU *		L	52	64
02/15	at SMU *		L	44	47
02/21	Texas A&M *		W	62	56

1947-48 16-8, 8-4 (3rd) Coach: Eugene Lambert

Date	Opponent	UA/Opp Rank	W/L	ARK	OPP
12/03	Pittsburg State		W	75	42
12/08	Culver-Stockton (Mo.)		W	68	36
12/11	at New York University @ MSG		L	62	85
12/13	at LaSalle (Pa.)		L	58	69
12/20	North Texas		W	62	49

LOS ANGELES TOURNAMENT Los Angeles, Calif. • Grand Olympic Auditorium

12/26	vs. Brigham Young		L	58	68
12/27	vs. Loyola (Calif.)		W	60	47
12/30	vs. Pepperdine		W	70	44

SAN FRANCISCO TOURNAMENT San Francisco, Calif. • Cow Palace

01/02	at San Francisco		W	74	58
01/03	vs. Stanford		L	53	60
01/09	at Texas A&M *		W	58	51
01/10	at Texas A&M *		W	57	46
01/16	SMU *		W	47	40
01/17	SMU *		W	58	57
01/21	vs. Alabama @ Memphis		W	42	35
01/22	at Arkansas State		W	76	59
02/06	at Baylor *		L	38	42
02/07	at Baylor *		L	47	55
02/13	TCU *		W	37	30
02/14	TCU *		W	47	38
02/20	Texas *		W	54	40

02/21	Texas *		L	43	54
02/27	at Rice *		L	49	61
02/28	at Rice *	OT	W	66	63

*Southwest Conference games

1948-49 15-11, 9-3 (T-1st) • SWC CHAMPION • • NCAA REGIONAL SEMIFINAL • • SWEET 16 • Coach: Eugene Lambert

Date	Opponent	UA/Opp Rank	W/L	ARK	OPP
11/29	at Phillips 66ers		L	40	58
12/01	Oklahoma City		W	31	29
12/04	at Oklahoma State		L	28	53
12/09	vs. Long Island University @ MSG		L	42	56
12/11	at Canisius		L	51	60
12/13	Kentucky		L	39	76
12/16	Pittsburg State		W	79	53
12/23	Oklahoma State		L	45	50
12/30	vs. Tennessee @ Memphis		W	58	55
01/05	Baylor *		L	37	41
01/08	vs. Phillips 66ers @ LR		L	32	58
01/15	at SMU *		W	54	45
01/17	at TCU *		W	41	36
01/21	Rice *		L	48	49
01/31	Texas A&M *		W	62	47
02/05	at Baylor *		W	52	46
02/07	at Texas *		W	60	54
02/12	Texas *		W	54	50
02/19	SMU *		W	47	39
02/21	TCU *		W	67	52
02/26	at Rice *		L	48	54
02/28	at Texas A&M *	A	W	61	46

DISTRICT VI PLAYOFFS Dallas, Texas • Fair Park Recreation Building

03/09	vs. Rice		W	50	34
03/10	vs. Arizona		W	65	44

NCAA WESTERN REGIONAL Kansas City, Mo. • Municipal Auditorium

03/18	vs. Oregon State		L	38	56
03/19	vs. Wyoming	nr/17	W	61	48

*Southwest Conference games

NOTE: Arkansas was ranked #20 from Mar. 1-Mar. 8

1949-50 12-12, 8-4 (T-1st) • SWC CHAMPION • Coach: Presley Askew

Date	Opponent	UA/Opp Rank	W/L	ARK	OPP
12/01	Pittsburg State		W	59	41
12/03	at Oklahoma State		L	41	43
12/09	at LSU		L	46	62
12/10	at Tulane		W	42	41
12/14	at Illinois		L	53	65
12/15	at Indiana		L	50	75
12/22	vs. Oklahoma State @ LR		L	36	44

ALL-COLLEGE TOURNAMENT Oklahoma City, Okla.

12/27	vs. Alabama		W	41	33
12/28	vs. Wyoming		L	26	40
12/29	vs. Oklahoma State		L	33	57
01/02	vs. Kentucky @ LR		L	53	57
01/04	Texas *		W	60	51
01/12	at Texas A&M *		L	35	43
01/14	at Rice *		W	60	56
01/18	SMU *		W	63	55
01/28	vs. Baylor @ LR *		L	49	60
02/03	at Texas *		W	51	37
02/04	at @Baylor *		L	42	52
02/06	vs. Pittsburgh @ LR		W	41	36
02/13	Texas A&M *		W	52	46
02/17	TCU *		W	52	43
02/21	Rice *		W	61	38
02/25	at SMU *		L	48	57
02/27	at TCU *		W	45	39

*Southwest Conference games



YEAR-BY-YEAR RESULTS

1950-51 13-11, 7-5 (4th) Coach: Presley Askew

Date	Opponent	UA/Opp Rank	W/L	ARK	OPP
11/28	Arkansas Tech	13/nr	W	50	45
12/02	Tulsa	13/nr	W	59	46
12/08	at Oklahoma State	13/nr	L	53	55
12/09	at Tulsa	13/nr	L	46	48
12/14	Oklahoma State		L	33	44
12/18	at Missouri		L	32	54
12/20	vs. Ole Miss @ Memphis		W	45	35
12/21	vs. Ole Miss @ LR		L	41	45

ALL-COLLEGE TOURNAMENT Oklahoma City, Okla.

12/27	vs. Tulsa		W	53	44
12/28	vs. Alabama		W	46	34
12/29	vs. Oklahoma State	nr/3	L	41	52
01/06	at TCU *		L	31	44
01/08	at SMU *		L	45	60
01/15	Texas *		L	42	50
01/20	Baylor *		W	69	55
02/03	at Texas A&M *		L	33	34
02/05	at Rice *		W	50	42
02/10	SMU *	OT	W	50	48
02/12	Texas A&M *	OT	W	45	38
02/15	vs. LSU @ LR		W	64	50
02/17	at Baylor *		W	55	44
02/19	at Texas *		W	40	38
02/26	TCU *		L	42	52
02/27	vs. Rice @ LR *		W	57	43

*Southwest Conference games

1952-53 10-11, 4-8 (T-5th) Coach: Glen Rose

Date	Opponent	UA/Opp Rank	W/L	ARK	OPP
12/10	at Tulsa		L	50	69
12/13	Mississippi State		W	102	71
12/16	at Missouri		W	65	64
12/20	vs. Ole Miss @ LR		W	104	72

SWC TOURNAMENT Dallas, Texas • Fair Park Recreation Center

12/27	vs. Arizona		W	68	51
12/29	vs. SMU		L	62	65
12/30	vs. Baylor		W	59	54
01/03	Tulsa		L	50	61
01/10	at Texas A&M *	2OT	L	48	56
01/12	at Texas *		L	57	62
01/17	Rice *		W	87	68
01/19	Baylor *		W	49	47
01/29	Pittsburg State		W	79	63
02/02	TCU *		L	46	49
02/09	at SMU *		W	71	66
02/09	at Rice *		L	45	70
02/14	Texas *		L	65	70
02/16	Texas A&M *		W	66	46
02/21	at Baylor *		L	68	74
02/23	at TCU *	OT	L	63	65
02/28	SMU *		L	74	79

*Southwest Conference games

1954-55 14-9, 8-4 (T-2nd) Coach: Glen Rose

Date	Opponent	UA/Opp Rank	W/L	ARK	OPP
12/08	Northwestern (La.) State		L	68	74
12/08	at Oklahoma City	OT	W	81	76
12/11	at Tulsa		L	47	63
12/15	at Missouri	nr/6	L	58	77
12/17	vs. Ole Miss @ LR		W	74	64

SWC TOURNAMENT Houston, Texas • Autry Court

12/27	vs. Rice		W	73	66
12/28	vs. Alabama		L	67	84
12/29	vs. Texas A&M		W	74	70
01/01	Tulsa		W	68	60
01/04	TCU *		L	62	67
01/08	at Texas A&M *		L	59	62
01/10	at Rice *		W	83	61
01/15	Baylor *		W	73	63
01/26	Oklahoma City		W	55	52
01/31	SMU *		W	85	74
02/05	at Texas *	OT	L	74	75
02/07	at Baylor *		W	75	72
02/12	Rice *		W	86	75
02/15	at Saint Louis		L	72	99
02/19	Texas *		W	79	74
02/22	at SMU *		L	69	83
02/26	Texas A&M *		W	73	63
03/01	at TCU *		W	110	89

*Southwest Conference games

1956-57 11-12, 5-7 (5th) Coach: Glen Rose

Date	Opponent	UA/Opp Rank	W/L	ARK	OPP
12/01	Oklahoma		W	59	55
12/04	at Wichita State		L	47	64
12/06	at Tulsa	OT	W	77	70
12/10	Oklahoma State		L	50	59
12/15	at Missouri		L	52	72
12/17	Wichita State		W	80	67

SWC TOURNAMENT Houston, Texas • Autry Court

12/27	vs. Texas		W	89	76
12/28	vs. Rice		W	81	70
12/29	vs. SMU	nr/7	L	60	64
01/05	at Texas A&M *		W	73	65
01/07	at Rice *		L	68	78
01/12	Baylor *		L	51	52
01/14	Texas *		W	67	66
01/26	at Kansas State		L	56	70
01/29	TCU *		W	62	58
02/02	at SMU *	nr/6	L	55	69
02/09	Texas A&M *		W	63	46
02/12	Tulsa		W	52	43
02/16	at TCU *		L	57	64
02/19	Rice *		L	69	82
02/23	at Baylor *		L	61	67
02/25	at Texas *		W	70	54
03/02	SMU *	nr/4	L	59	87

*Southwest Conference games

1951-52 10-14, 4-8 (T-6th) Coach: Presley Askew

Date	Opponent	UA/Opp Rank	W/L	ARK	OPP
11/27	Central Missouri College		W	52	42
12/01	Phillips 66ers		L	39	74
12/07	vs. Ole Miss @ LR		W	66	58
12/08	vs. Ole Miss @ Memphis		W	68	66
12/12	at Tulsa		L	44	48
12/15	at Mississippi State		L	39	79
12/20	Missouri		W	49	43
12/22	Tulsa		L	48	66

SWC TOURNAMENT Dallas, Texas • Fair Park Recreation Center

12/26	vs. Texas A&M		L	46	49	
12/28	vs. SMU		L	40	54	
12/29	vs. Baylor		W	58	44	
01/05	Texas A&M *	18/27	L	42	47	
01/12	at Texas *		L	51	62	
01/14	at Baylor *		W	54	38	
01/19	Rice *		L	46	48	
01/31	Pittsburg State		W	53	37	
02/02	vs. TCU @ LR *		W	56	54	
02/04	SMU *		L	50	54	
02/09	at Rice *		L	55	59	
02/11	at Texas A&M *		W	49	40	
02/19	Baylor *		L	39	44	
02/23	at SMU *		L	48	57	
02/25	at TCU *		L	56	68	
03/01	Texas *		H	W	45	44

*Southwest Conference games

1953-54 13-9, 6-6 (T-3rd) Coach: Glen Rose

Date	Opponent	UA/Opp Rank	W/L	ARK	OPP
12/05	at Tulsa		L	50	51
12/08	Northwestern (La.) State		W	71	62
12/12	at Washington (Mo.)		W	69	55
12/19	Missouri		W	64	63
12/22	vs. Washington (Mo.) @ LR		W	68	50

SWC TOURNAMENT Houston, Texas

12/28	vs. TCU		W	60	50
12/29	vs. Texas	OT	L	65	66
12/30	vs. SMU		L	66	70
01/02	Tulsa		W	55	49
01/05	vs. Ole Miss @ Memphis		W	89	76
01/05	at Texas *		L	61	64
01/11	at Baylor *		L	59	63
01/16	SMU *		W	61	58
01/18	Rice *		L	55	80
02/01	Texas A&M *		W	80	55
02/06	at TCU *		W	66	59
02/08	at SMU *		L	68	92
02/13	TCU *		W	70	55
02/16	Baylor *		W	73	51
02/20	at Rice *		L	62	76
02/22	at Texas A&M *		W	67	54
02/26	Texas *		L	57	67

*Southwest Conference games

1955-56 11-12, 9-3 (2nd) Coach: Glen Rose

Date	Opponent	UA/Opp Rank	W/L	ARK	OPP
12/01	Southeastern State		L	64	65
12/03	Tulsa		L	45	53
12/08	at Oklahoma State	OT	L	66	70
12/15	at Oklahoma		L	59	69

SWC TOURNAMENT Houston, Texas • Autry Court

12/28	vs. SMU		L	62	67
12/29	vs. Baylor		L	63	67
12/30	vs. Texas A&M		W	80	49
01/02	Missouri		L	50	51
01/07	at Baylor *		W	85	64
01/09	at Texas *		W	70	67
01/13	Rice *		W	84	70
01/16	Texas A&M *		W	98	66
01/28	vs. Ole Miss @ Memphis		W	85	69
02/01	at TCU *		W	74	72
02/04	SMU *	nr/17	L	53	58
02/07	Baylor *		W	36	31
02/11	at Rice *		L	65	86
02/13	at Texas A&M *		W	61	52
02/18	Texas *		W	79	69
02/25	at SMU *	nr/12	L	72	80
02/28	TCU *		W	90	71
03/01	at Tulsa		L	51	55
03/06	Saint Louis	OT	L	66	68

*Southwest Conference games

1957-58 17-10, 9-5 (T-1st) • SWC CHAMPION • • NCAA REGIONAL SEMIFINAL • • SWEET 16 • Coach: Glen Rose

Date	Opponent	UA/Opp Rank	W/L	ARK	OPP
12/02	at Oklahoma		L	52	64
12/04	New Mexico State		W	59	50
12/07	at Tulsa		W	79	61
12/13	vs. Ole Miss @ LR		W	61	58
12/16	Kansas State	nr/5	L	48	63
12/20	Missouri		W	55	45

SWC TOURNAMENT Houston, Texas • Autry Court

12/26	vs. Texas		W	83	67
12/27	vs. Rice		L	49	50
12/28	vs. Texas Tech		W	71	67
01/04	at Texas *		W	57	55
01/06	at Baylor *		W	68	53
01/10	TCU *		W	65	49
01/13	Texas Tech *		W	58	55
01/23	Tulsa	20/nr	W	50	43
01/28	Texas A&M *	17/nr	W	67	51
02/01	at SMU *	17/nr	L	46	49
02/03	at TCU *	17/nr	W	56	46
02/08	Rice *	18/nr	L	59	63
02/11	SMU *		W	65	63
02/15	at Texas Tech *		L	48	69
02/22	at Texas A&M *		L	57	66
02/24	at Rice *		L	59	61
03/01	Baylor *		W	79	55
03/04	Texas *		W	74	60

DISTRICT VI PLAYOFF Shreveport, La.

03/11	vs. SMU		W	61	55
-------	---------	--	---	----	----

NCAA MIDWEST REGIONAL Lawrence, Kan. • Allen Fieldhouse

03/14	vs. Oklahoma State	nr/18	L	40	65
03/15	vs. Cincinnati	nr/3	L	62	97

*Southwest Conference games



1958-59 9-14, 6-8 (T-5th) Coach: Glen Rose

Date	Opponent	UA/Opp Rank	W/L	ARK	OPP
12/03	at Missouri	OT	L	71	74
12/06	Oklahoma		W	61	52
12/09	vs. LSU @ Shreveport		L	58	67
12/19	Tulsa		L	52	54
12/16	vs. Ole Miss @ Memphis	OT	W	83	81

SWC TOURNAMENT Houston, Texas • Autry Court

12/26	vs. SMU		L	64	65
12/28	vs. Baylor		W	60	57
12/29	vs. Texas Tech		L	62	72
01/03	Texas Tech *		W	61	57
01/07	at TCU *		L	45	52
01/10	Rice *		W	72	61
01/12	Texas A&M *		L	62	63
01/24	at Tulsa		L	54	61
01/31	at Baylor *		L	58	64
02/03	SMU *		L	50	59
02/07	at Texas *	OT	W	77	74
02/09	at Rice *		L	62	68
02/14	TCU *		L	71	76
02/17	Baylor *		W	59	53
02/21	at Texas A&M *		W	72	71
02/23	at SMU *		L	51	56
02/28	Texas *		W	63	56
03/03	at Texas Tech *		L	69	80

*Southwest Conference games

1959-60 12-11, 7-7 (T-4th) Coach: Glen Rose

Date	Opponent	UA/Opp Rank	W/L	ARK	OPP
12/04	Missouri		L	71	75
12/05	Oklahoma State		W	54	50
12/07	Tulsa		W	65	51
12/12	vs. Ole Miss @ LR		L	63	78
12/21	Centenary		W	75	55

SWC TOURNAMENT HOUSTON, TEXAS • Autry Court

12/28	vs. Baylor		W	71	66
12/29	vs. SMU		L	56	67
12/30	vs. Texas		W	68	58
01/05	TCU *		W	74	60
01/09	at Baylor *	ZOT	W	90	83
01/11	at Texas *		L	66	72
01/16	Rice *		W	74	63
01/28	at Tulsa		L	65	78
02/02	at Texas Tech *		L	79	82
02/06	SMU *	OT	L	70	72
02/09	Texas A&M *	nr/12	L	68	77
02/13	at TCU *		W	66	61
02/16	Texas Tech *		W	78	55
02/20	at Texas A&M *	nr/11	L	61	82
02/22	at Rice *		W	94	74
02/26	Texas *		L	57	71
02/29	Baylor *		W	83	74
03/02	at SMU *		L	82	93

*Southwest Conference games

1960-61 16-7, 9-5 (3rd) Coach: Glen Rose

Date	Opponent	UA/Opp Rank	W/L	ARK	OPP
12/03	at Missouri		W	84	75
12/06	at Oklahoma State	OT	L	50	59
12/08	North Texas		W	94	80
12/10	vs. Ole Miss @ Blytheville		W	77	71
12/13	at Tulsa		L	59	64
12/17	Centenary		W	71	61
12/21	vs. Alabama @ LR		W	83	76
12/22	vs. Tennessee @ LR		W	89	76
01/04	at Texas *		L	58	68
01/07	SMU *		W	76	74
01/10	at Texas A&M *		L	62	81
01/14	Rice *		W	80	55
01/26	Tulsa		W	66	58
01/31	at Baylor *		W	74	58
02/04	TCU *		W	88	75
02/07	Texas Tech *		L	66	72
02/11	at Rice *		W	84	72
02/14	Texas *		W	74	59
02/18	at Texas Tech *		L	81	87
02/22	at TCU *		W	96	76
02/24	Baylor *		W	70	48
02/27	at SMU *	OT	W	88	82
03/02	Texas A&M *		L	68	70


*Southwest Conference games

1961-62 14-10, 5-9 (6th) Coach: Glen Rose

Date	Opponent	UA/Opp Rank	W/L	ARK	OPP
12/01	at Kansas		L	74	85
12/04	Missouri		W	72	68
12/08	at North Texas		W	68	61
12/12	Oklahoma State		W	63	54
12/14	Tulsa		W	87	59
12/16	vs. Ole Miss @ LR		W	59	54
12/21	vs. LSU @ Shreveport	OT	W	84	81

POINSETTIA CLASSIC Greenville, S.C. • Memorial Auditorium

12/29	vs. Clemson		W	62	60
12/30	vs. Georgia Tech		W	72	42



Fred Grim was an honorable mention All-American in 1958, when the Razorbacks won the SWC title and earned a spot in the NCAA Tournament.

01/03	Texas A&M *		W	64	59
01/06	at Texas *		L	59	73
01/09	SMU *		L	70	77
01/12	at TCU *		W	64	61
01/24	at Tulsa		W	99	77
01/30	Rice *		W	104	84
02/03	Texas Tech *		L	64	66
02/06	at Baylor *		L	60	76
02/10	TCU *		W	90	80
02/13	at Rice *		L	55	63
02/17	at Texas Tech *		L	64	76
02/20	Baylor *		W	76	75
02/23	at Texas A&M *		L	79	89
02/27	Texas *		L	60	61
03/06	at SMU *		L	81	84

*Southwest Conference games

1962-63 13-11, 8-6 (4th) Coach: Glen Rose

Date	Opponent	UA/Opp Rank	W/L	ARK	OPP
12/03	Kansas	OT	W	64	62
12/08	at Missouri		W	70	61
12/11	at Oklahoma State	OT	L	45	46
12/13	Tulsa		L	68	76
12/15	vs. Ole Miss @ Blytheville		W	90	60
12/19	vs. LSU @ LR		L	70	72

ALL-COLLEGE TOURNAMENT Oklahoma City, Okla. • Municipal Auditorium

12/27	vs. Loyola (Chicago)		L	62	81
12/28	vs. Toledo		W	58	55
12/29	vs. Creighton		W	73	61

01/03	at SMU *		W	73	71
01/05	Texas *		L	63	69
01/08	at TCU *		W	81	59
01/12	at Rice *		L	70	85
01/31	at Tulsa		L	66	68
02/02	Texas A&M *		W	66	55
02/05	at Texas Tech *	OT	L	75	80
2/09	Baylor *		W	75	65
02/12	Rice *		L	65	69
02/16	at Texas A&M *		L	78	80
02/19	Texas Tech *		W	83	78
02/23	at Baylor *		W	67	61
02/26	SMU *	OT	W	82	79
03/01	at Texas *		L	86	99
03/05	TCU *		W	104	94

*Southwest Conference games

1963-64 9-14, 6-8 (6th) Coach: Glen Rose

Date	Opponent	UA/Opp Rank	W/L	ARK	OPP
11/30	Louisiana-Lafayette		W	71	65
12/02	Missouri		L	74	76
12/04	at Kansas		L	60	73
12/09	Oklahoma State		L	65	74
12/14	at Vanderbilt		L	77	101
12/20	Lamar		W	86	80

GULF STATES CLASSIC Shreveport, La.

12/27	vs. Tennessee		L	57	77
12/28	vs. Ole Miss		W	76	68
01/04	at Texas Tech *		L	84	93
01/07	Texas *		W	58	53
01/11	at TCU *		W	66	60
01/25	at Tulsa		L	86	95
02/01	at Baylor *		W	74	70
02/04	Rice *		L	63	76
02/08	at Texas A&M *		L	64	72
02/11	SMU *		W	83	71
02/15	Baylor *		W	73	61
02/18	at Rice *		L	69	77
02/22	Texas A&M *		L	57	60
02/25	at SMU *		L	71	86
02/29	Texas Tech *		L	86	87

03/03	at Texas *		L	67	80
03/05	TCU *		W	108	77

*Southwest Conference games

1964-65 9-14, 5-9 (5th) Coach: Glen Rose

Date	Opponent	UA/Opp Rank	W/L	ARK	OPP
12/01	Kansas	nr/18	L	60	65
12/05	at Missouri		L	71	81
12/09	Oklahoma State		L	52	66
12/12	Hardin-Simmons		W	68	63
12/15	Tulsa		W	65	64

GREAT SOUTH CLASSIC Shreveport, La.

12/29	vs. Ole Miss		W	82	48
12/30	vs. VMI		L	70	72
01/05	at TCU *		W	88	70
01/09	at Texas Tech *		L	78	93
01/12	Rice *		W	79	61
01/16	at Baylor *		L	75	84
01/28	at Mississippi State		W	84	69
01/29	at Georgia Tech		L	83	93
02/03	Texas A&M *	OT	L	79	82
02/06	SMU *		L	76	84
02/09	at Texas *		L	65	81
02/13	TCU *		W	96	72
02/16	Baylor *		W	78	73
02/20	at Texas A&M *		L	77	91
02/23	vs. Texas * @ LR		L	72	74
02/27	at Rice *		W	77	64
03/02	Texas Tech *		L	80	87
03/04	at SMU *		L	75	88

*Southwest Conference games

1965-66 13-10, 7-7 (4th) Coach: Glen Rose

Date	Opponent	UA/Opp Rank	W/L	ARK	OPP
12/01	at Kansas	nr/8	L	52	81
12/04	Missouri		W	75	62
12/07	Oklahoma State		W	55	52
12/13	at Centenary		W	90	61
12/18	Texas-Arlington		W	78	64

SUN BOWL CLASSIC El Paso, Texas

12/29	vs. Iowa	nr/4	L	75	77
12/30	vs. Loyola (La.)		W	67	57
01/04	at TCU *		L	85	88
01/08	Texas Tech *		W	74	65
01/11	at Texas A&M *		L	72	75
01/15	Texas *		W	93	82
01/27	vs. Mississippi State @ LR				



Tommy Boyer was named All-American in 1963, a year he went a school-record 18-of-18 at the free throw line versus Texas Tech. In 1962 and '63, he led the NCAA in free throw percentage at .933 and .913, respectively. His season free throw percentage of .933 and his career percentage of .895 ranks among the NCAA career leaders.

1966-67 6-17, 4-10 (T-7th) Coach: Duddy Waller

Date	Opponent	UA/Opp Rank	W/L	ARK OPP
12/01	Kansas		L	57 73
12/03	at Missouri		L	66 73
12/07	at Oklahoma State		W	51 46
12/12	Centenary		L	80 81

MEMPHIS TOURNAMENT Memphis, Tenn. • Mid-South Coliseum				
12/16	at Memphis		L	36 43
12/17	vs. Oklahoma State		L	43 50

LOS ANGELES HOLIDAY CLASSIC Los Angeles, Calif. • Pauley Pavilion

12/28	at Southern California		L	67 70
12/29	vs. Arizona	OT	W	65 61
12/30	vs. Michigan		L	72 82
01/03	at Texas *		L	62 71
01/07	Texas Tech *		W	70 65
01/10	at Baylor *		L	53 65
01/14	vs. Texas A&M * @ LR		W	47 46
01/17	SMU *		L	59 69
01/28	at TCU *		L	61 78
01/31	at Rice *		L	56 60
02/11	Texas *		L	61 67
02/14	at Texas A&M *		L	53 60
02/18	Rice *		W	66 63
02/21	at SMU *		L	66 69
02/25	TCU *		W	83 78
02/28	at Texas Tech *		L	59 73
03/02	Baylor *		L	55 68

*Southwest Conference games

1967-68 10-14, 7-7 (5th) Coach: Duddy Waller

Date	Opponent	UA/Opp Rank	W/L	ARK OPP
12/02	Missouri		L	52 74
12/05	Oklahoma State		L	52 61
12/09	vs. Ole Miss @ LR		W	64 62

12/11	at Centenary		W	85 65
12/19	vs. Centenary @ LR		W	90 82
12/21	at Alabama		L	65 82

ALL-COLLEGE TOURNAMENT Oklahoma City, Okla. • State Fair Arena

12/28	vs. Auburn		L	58 65
12/29	vs. Fordham		L	73 80
12/30	vs. Idaho State		L	75 77
01/03	Texas A&M *		W	75 70
01/06	at Rice *		L	61 73
01/09	at Baylor *		L	69 80
01/13	vs. Texas * @ LR		W	85 80
01/25	at Oklahoma City	OT	L	90 92
01/30	TCU *		W	68 67
02/03	at SMU *		W	70 68
02/06	Texas Tech *		W	61 56
02/10	at TCU *		L	75 77
02/13	at Texas Tech *		L	72 74
02/17	SMU *		L	87 95
02/20	at Texas A&M *		L	67 71
02/24	Rice *		W	78 65
02/27	Baylor *		L	64 71
03/02	at Texas *		W	74 73

*Southwest Conference games

1968-69 10-14, 4-10 (8th) Coach: Duddy Waller

Date	Opponent	UA/Opp Rank	W/L	ARK OPP
11/30	Missouri		L	59 60
12/03	at Oklahoma State		L	68 73
12/07	at Ole Miss	OT	L	61 65
12/09	at Centenary	2OT	W	64 61
12/14	Texas-Arlington		W	80 69
12/17	vs. Centenary @ LR		W	79 50
12/21	vs. Alabama @ LR		W	52 48

LITTLE ROCK CLASSIC Little Rock, Ark. • Barton Coliseum

12/27	vs. Texas-Arlington		W	87 78
12/28	vs. Centenary		W	56 48
01/07	at Rice *		W	67 62

01/11	Texas A&M *	L	68 73	12/19	at Centenary	W	71 61
01/13	at Texas *	L	59 67	12/21	Missouri-St. Louis	W	91 84
01/24	Oklahoma City	L	73 84	01/05	Oklahoma	L	100 115
01/28	Baylor *	L	72 74	01/07	Hardin-Simmons	OT	W 110 101
02/01	at TCU *	L	79 85	01/09	Texas *	L	79 88
02/04	Texas Tech *	W	64 53	01/12	at Texas Tech *	L	68 98
02/08	at SMU *	L	69 84	01/16	Rice *	L	82 85
02/11	TCU *	W	63 47	01/28	Washburn (Kan.)	L	75 80
02/15	vs. SMU * @ LR	L	68 76	01/30	at SMU *	L	88 90
02/18	at Texas Tech *	L	57 59	02/02	TCU *	L	87 89
02/22	Rice *	L	67 74	02/06	Texas A&M *	L	83 87
02/25	at Texas A&M *	L	66 79	02/09	at Baylor *	L	91 92
03/01	at Baylor *	L	54 66	02/13	SMU *	L	99 112
03/04	Texas *	W	69 65	02/16	at TCU *	L	86 92

*Southwest Conference games

Lineup	Name	Pts.	Rebs.
5-11	Sr. G Benton Cone	9.8	2.7
6-3	Jr. G Robert McKenzie	13.5	5.0
6-4	Jr. G/F Ricky Tanneberger	9.8	5.4
6-5	Jr. F James Eldridge	13.7	7.1
6-5	Sr. F Gary Stephens	9.6	6.7

1969-70 5-19, 3-11 (8th) Coach: Duddy Waller

Date	Opponent	UA/Opp Rank	W/L	ARK OPP
12/01	at Missouri		L	51 58
12/05	Oklahoma State		L	67 80

LIBERTY BOWL CLASSIC Memphis, Tenn. • Mid-South Coliseum

12/10	vs. Tulsa		L	66 74
12/11	vs. Mississippi State	OT	L	74 76
12/13	at Texas-Arlington		W	85 73

BAYOU CLASSIC Lafayette, La. • Blackham Coliseum

12/19	vs. Kentucky Wesleyan		L	75 76
12/20	at Louisiana-Lafayette		L	85 94
12/22	at Oklahoma		L	69 85
01/02	vs. Northwestern (La.) State @ LR		W	81 74
01/06	Texas A&M *		L	59 64
01/10	at Texas *		L	69 75
01/21	at Oklahoma City		L	70 73
01/24	at Baylor *		L	76 110
01/27	TCU *		L	68 82
01/31	at Texas Tech *		L	48 50
02/03	Rice *		L	69 76
02/07	at SMU *		L	75 76
02/10	Baylor *		W	76 75
02/14	SMU *		W	88 72
02/17	at Rice *		L	78 85
02/21	vs. Texas Tech * @ LR		L	71 76
02/24	at Texas A&M *		L	60 72
02/28	Texas *		W	78 61
03/03	at TCU *		L	95 97

*Southwest Conference games

Lineup	Name	Pts.	Rebs.
6-0	So. G Almer Lee	17.0	3.2
6-3	Sr. G Robert McKenzie	15.2	7.6
6-4	Sr. G/F Ricky Tanneberger	8.0	3.7
6-7	Jr. C Bobby Vint	4.3	4.5
6-5	Sr. F James Eldridge	15.2	7.3

1970-71 5-21, 1-13 (8th) Coach: Lanny Van Eman

Date	Opponent	UA/Opp Rank	W/L	ARK OPP
12/01	Missouri		OT	L 78 80
12/05	at Hardin-Simmons		L	96 112
12/07	at Oklahoma State		L	65 67
12/10	Pittsburg State		W	107 82
12/12	at Southern Illinois		L	78 99
12/14	at Iowa State		L	77 86
12/17	Mississippi State		L	67 69

02/19	at Centenary	W	71 61
12/21	Missouri-St. Louis	W	91 84
01/05	Oklahoma	L	100 115
01/07	Hardin-Simmons	OT	W 110 101
01/09	Texas *	L	79 88
01/12	at Texas Tech *	L	68 98
01/16	Rice *	L	82 85
01/28	Washburn (Kan.)	L	75 80
01/30	at SMU *	L	88 90
02/02	TCU *	L	87 89
02/06	Texas A&M *	L	83 87
02/09	at Baylor *	L	91 92
02/13	SMU *	L	99 112
02/16	at TCU *	L	86 92
02/20	at Texas *	OT	W 88 87
02/23	Texas Tech *	L	87 89
02/27	at Rice *	L	93 97
03/02	Baylor *	OT	L 110 111
03/05	at Texas A&M *	L	89 92

*Southwest Conference games

Lineup	Name	Pts.	Rebs.
6-2	Jr. G Joel Heider	3.4	2.1
6-0	Jr. G Almer Lee	19.2	3.0
6-7	Sr. C Bobby Vint	11.2	6.0
6-6	Jr. F Vernon Murphy	17.6	8.9
6-5	Jr. F Donnie Watts	14.4	5.4

1971-72 8-18, 5-9 (6th) Coach: Lanny Van Eman

Date	Opponent	UA/Opp Rank	W/L	ARK OPP
12/01	Georgia Southern		W	93 91
12/04	at Missouri		L	73 74
12/06	at Missouri-St. Louis		L	79 85
12/09	Rockhurst		W	102 72
12/11	Southern Illinois		L	92 93
12/13	Oklahoma State		W	90 76
12/22	vs. San Francisco State @ LR	OT	L	81 84
12/23	vs. Iowa State @ LR		L	93 96

GOLDEN BEEHIVE TOURNAMENT Logan, Utah • The Spectrum

12/27	at Utah State	OT	L	94 95
12/28	vs. Idaho State		L	73 88
12/31	at Memphis		L	77 92
01/04	at Mississippi State		L	75 79
01/15	at TCU *		L	77 95
01/22	Texas A&M *		W	100 89
01/25	at SMU *		L	71 85
01/29	at Texas *		L	93 117
02/01	Texas Tech *		L	73 76
02/05	Rice *		W	103 95
02/08	at Baylor *		L	84 93
02/12	TCU *		L	90 98
02/15	at Texas A&M *		L	85 86
02/19	SMU *		W	88 74
02/22	Texas *		L	86 92
02/26	at Texas Tech *		L	85 86
02/29	Baylor *		W	131 109
03/04	at Rice *		W	113 108

*Southwest Conference games

Lineup	Name	Pts.	Rebs.
6-2	Sr. G Joel Heider	4.7	2.3
6-4	Jr. G Martin Terry	24.3	5.4
6-8	So. C Dean Tolson	15.5	9.9
6-6	Sr. F Vernon Murphy	11.8	5.3
6-7	Jr. F Doug Campbell	6.6	5.5



1972-73 16-10, 9-5 (T-2nd) Coach: Lanny Van Eman

Date	Opponent	UA/Opp Rank	W/L	ARK	OPP
12/02	at Rockhurst		W	87	76
12/04	Missouri Western		W	85	81
12/06	Illinois State		L	67	81
12/09	at Tulane		W	87	83
12/11	Indiana State		W	80	75
12/13	Georgia State		W	70	39
12/23	vs. Memphis @ LR		L	86	87

RAZORBACK CLASSIC Little Rock, Ark. • Barton Coliseum					
12/29	vs. Cornell		L	77	78
12/30	vs. Southern Illinois		W	97	96
01/04	Centenary		L	72	80
01/06	Missouri-St. Louis		W	104	78
01/09	Tulsa		L	81	85
01/13	Texas A&M *		W	84	73
01/20	at Texas *		W	76	72
01/23	Baylor *		L	70	76
01/27	TCU *		W	90	75
01/30	at SMU *		L	94	110
02/03	Rice *		W	90	69
02/06	at Texas Tech *		L	64	73
02/10	at Texas A&M *		L	82	108
02/13	Texas *		W	86	74
02/17	at Baylor *		W	76	74
02/20	at TCU *	OT	W	96	94
02/24	SMU *		W	103	96
02/27	Texas Tech *		L	63	64
03/03	at Rice *		W	105	79

*Southwest Conference games

Lineup	Name	Pts.	Rebs.
6-2	Sr. G Jody Bass	8.5	2.4
6-2	So. G Rickey Medlock	5.6	2.0
6-4	Sr. G Martin Terry	28.3	3.7
6-8	Jr. C Dean Tolson	17.6	12.4
6-7	Sr. F Doug Campbell	10.2	7.2

1973-74 10-16, 6-8 (5th) Coach: Lanny Van Eman

Date	Opponent	UA/Opp Rank	W/L	ARK	OPP
11/30	at UCLA	nr/1	L	79	101
12/01	at Cal-Santa Barbara		L	80	109
12/03	Western Kentucky		L	100	102
12/05	Tennessee-Martin		W	80	68
12/08	Wabash		W	83	77
12/10	at Ole Miss		L	66	117
12/22	at Tulsa		L	72	95

RAZORBACK CLASSIC Little Rock, Ark. • Barton Coliseum					
12/28	vs. VMI		W	96	86
12/29	vs. Pittsburgh		L	83	91
01/03	Centenary		L	96	98
01/05	at Indiana State		L	82	92
01/08	Tulane		W	89	73
01/12	Texas Tech *	OT	L	77	80
01/19	at Rice *		L	69	77
01/22	SMU *		W	89	88
01/26	at TCU *		W	86	74
01/29	at Baylor *		L	68	94
02/02	Texas *		L	81	96
02/05	at Texas A&M *	OT	L	80	86
02/09	Rice *		W	106	81
02/12	at Texas Tech *		L	83	89
02/16	at SMU *		L	87	95
02/19	TCU *		W	109	99
02/23	Baylor *		W	92	62
02/26	at Texas *		L	82	99
03/02	Texas A&M *		W	97	86

*Southwest Conference games

Lineup	Name	Pts.	Rebs.
6-1	So. G Robert Birden	7.7	2.2
6-3	Jr. G Rickey Medlock	16.2	6.2
6-8	Sr. C Dean Tolson	22.5	13.2
6-7	So. F Jack Schulte	11.3	6.5
6-7	Sr. F Dennis White	13.6	8.7

1974-75 17-9, 11-3 (2nd) Coach: Eddie Sutton

Date	Opponent	UA/Opp Rank	W/L	ARK	OPP
11/30	Rockhurst		W	78	61
12/04	at Mississippi State		W	75	72
12/07	at Western Kentucky		L	63	74
12/09	Ole Miss		L	73	84
12/12	Hofstra		W	63	58
12/21	Tulsa		L	60	64
12/23	at Oklahoma City		L	77	79
01/04	MacMurry (Ill.)		W	100	66
01/11	at Centenary		L	72	74
01/13	Oklahoma City		W	84	75
01/15	Western Illinois		W	88	51
01/18	at Kansas State	OT	L	71	73
01/21	Texas Tech *		W	65	62
01/25	at SMU *		W	73	69
01/28	at Rice *		W	74	67
02/01	at Baylor *		L	69	73
02/04	Texas *		W	56	52
02/08	Texas A&M *	2OT	W	95	89
02/11	at TCU *		W	70	61
02/15	at Texas A&M *		L	60	62
02/18	TCU *		W	81	57
02/22	at Texas Tech *		L	55	63
02/25	Rice *		W	86	51
03/01	SMU *		W	72	50
03/04	at Texas *		W	68	56
03/08	Baylor *		W	83	64

*Southwest Conference games

Lineup	Name	Pts.	Rebs.
6-1	Jr. G Robert Birden	10.7	1.9
6-3	Sr. G Rickey Medlock	12.9	2.9
6-4	Jr. G Charles Terry	10.6	5.6
6-5	Sr. F Kent Allison	15.1	8.2
6-8	Jr. C Darryl Saulsberry	5.8	3.7

1975-76 19-9, 9-7 (4th) Coach: Eddie Sutton

Date	Opponent	UA/Opp Rank	W/L	ARK	OPP
12/03	Missouri State		W	83	57
12/06	vs. Tulane @ LR		W	67	55
12/08	at Air Force		L	58	59
12/12	Boise State		W	72	56
12/13	vs. Oklahoma @ LR		W	64	56
12/20	at Oklahoma City		W	84	63
12/30	Eastern New Mexico		W	102	55
01/03	Indiana State		W	91	71
01/05	Houston *		W	92	47
01/08	SMU *		L	81	82
01/12	at Houston *		L	71	72
01/14	at Rice *		W	80	62
01/17	TCU *		W	100	65
01/20	at Texas *		L	57	59
01/24	Texas A&M *	2OT	W	93	91
01/26	at Baylor *		L	81	84
01/28	Texas Tech *	2OT	W	92	86
01/31	at SMU *		L	76	82
02/03	at Texas Tech *		L	78	86
02/07	at Western Illinois	OT	W	75	72
02/11	Rice *		W	111	68
02/14	at TCU *		W	83	66
02/18	vs. Texas @ LR *		W	75	68
02/21	at Texas A&M *		L	69	70
02/24	Baylor *		W	86	64

SWC TOURNAMENT Fayetteville, Ark. • Barnhill Arena					
02/28	TCU		W	81	65

SWC TOURNAMENT Dallas, Texas • Moody Coliseum					
03/04	at SMU		W	74	70
03/05	vs. Texas Tech		L	63	70

*Southwest Conference games

Lineup	Name	Pts.	Rebs.
6-1	Sr. G Robert Birden	7.4	2.1
6-4	So. G Ron Brewer	11.9	3.8
6-4	Fr. G Sidney Moncrief	12.6	7.6
6-8	Sr. C Darryl Saulsberry	14.7	5.6
6-4	So. F Marvin Delph	16.3	7.0

1976-77 26-2, 16-0 (1st) • SWC CHAMPION • • SWC TOURNAMENT CHAMPION • • NCAA FIRST ROUND • Final Ranking: No. 18 (AP) Coach: Eddie Sutton

Date	Opponent	UA/Opp Rank	W/L	ARK	OPP
11/27	vs. Air Force @ LR		W	72	54
11/29	Cal-Hayward		W	89	59
12/01	at Missouri State		W	72	71
12/04	Southern Colorado		W	91	43
12/11	Oklahoma City		W	71	60
12/18	at Kansas	19/nr	W	67	63
12/20	Kansas State	19/nr	W	80	65
12/23	at Tulsa	18/nr	W	81	66
12/30	vs. Memphis @ LR	17/nr	L	62	69
01/04	at Texas Tech *	18/nr	W	41	38
01/08	Houston *	18/nr	W	81	70
01/10	Texas Tech *	18/nr	W	60	53
01/15	at Rice *	16/nr	W	72	45
01/18	TCU *	17/nr	W	62	45
01/22	at Texas *	17/nr	W	86	58
01/24	Texas A&M *	17/nr	W	72	58
01/27	at SMU *	15/nr	W	77	59
01/29	at Baylor *	15/nr	W	68	59
02/02	SMU *	14/nr	W	81	58
02/05	at Houston *	14/nr	W	82	80
02/07	at Tulane	14/nr	W	76	73

Date	Opponent	UA/Opp Rank	W/L	ARK	OPP
02/10	Baylor *	13/nr	W	77	57
02/12	vs. Rice * @ LR	11/nr	W	78	51
02/15	at TCU *	11/nr	W	79	64
02/19	Texas *	11/nr	W	73	61
02/22	at Texas A&M *	6/nr	W	63	62

SWC TOURNAMENT Houston, Texas • The Summit						
03/05	at Houston		7/nr	W	80	74


NCAA MIDWEST REGIONAL Norman, Okla. • Lloyd Noble Center						
03/12	vs. Wake Forest		8/nr	L	80	86

*Southwest Conference games

Lineup	Name	Pts.	Rebs.
6-4	Jr. G Ron Brewer	17.0	3.1
6-4	So. G Sidney Moncrief	15.4	8.4
6-10	Sr. C Steve Stroud	4.5	4.7
6-7	Jr. F Jim Counce	5.1	4.4
6-4	Jr. F Marvin Delph	19.7	5.5

1977-78 32-4, 14-2 (T-1st) • SWC CHAMPION • • FINAL FOUR • Final Ranking: #5 (AP)/#6 (UPI) Coach: Eddie Sutton

Date	Opponent	UA/Opp Rank	W/L	ARK	OPP	
11/26	Missouri State	7/nr	W	65	47	
11/28	vs. Mississippi State @ LR	7/nr	W	94	61	
12/01	at Hawaii	7/nr	W	79	60	
12/02	at Hawaii	7/nr	W	78	53	
12/08	Rockhurst	6/nr	W	99	63	
12/10	at Oklahoma	6/nr	W	64	53	
12/19	Hardin-Simmons	4/nr	W	86	55	
12/22	vs. Kansas @ LR	4/16	W	78	72	
12/29	at LSU	3/nr	W	67	62	
12/31	at Memphis	3/nr	W	95	70	
01/04	vs. Hofstra @ PB	3/nr	W	95	70	
01/08	Houston *	3/nr	W	84	65	
01/09	Missouri-St. Louis	3/nr	W	87	65	
01/12	at Rice *	3/nr	W	69	60	
01/14	at Texas *	3/nr	L	69	75	
01/17	Texas A&M *	6/nr	W	84	68	
01/21	vs. TCU * @ LR	6/nr	W	43	35	
01/23	at Baylor *	6/nr	OT	W	56	55




Dean Tolson averaged 22.5 points and 13.2 rebounds in 1974.



ARKANSAS RAZORBACKS

YEAR-BY-YEAR RESULTS



Marvin Delph, one of the famed Triplets, helped Arkansas to back-to-back Southwest Conference titles and the 1978 Final Four.

Date	Opponent	UA/Opp Rank	W/L	ARK OPP
01/25	SMU *	4/nr	W	72 65
01/28	at Texas Tech *	4/nr	W	54 49
02/01	Texas *	2/12	W	75 71
02/04	Rice *	2/nr	W	69 48
02/07	at Texas A&M *	2/nr	W	80 79
02/11	at TCU *	2/nr	W	77 57
02/13	Baylor *	2/nr	W	82 56
02/16	at SMU *	1/nr	W	86 75
02/18	at Houston *	1/nr	L	75 84
02/21	Texas Tech *	4/nr	W	58 49

SWC TOURNAMENT

Fayetteville, Ark. • Barnhill Arena

02/25	TCU	4/nr	W	84 42
-------	-----	------	---	-------

SWC TOURNAMENT

Houston, Texas • The Summit

03/02	vs. SMU	4/nr	W	94 73
03/04	at Houston	4/nr	L	69 70

NCAA WESTERN REGIONAL

Eugene, Ore. • McArthur Court

03/11	vs. Weber State	7/nr	W	73 52
-------	-----------------	------	---	-------

NCAA WESTERN REGIONAL

Albuquerque, N.M. • University Arena

03/16	vs. UCLA	5/2	W	74 70
03/18	vs. Cal State Fullerton	5/nr	W	61 58

NCAA FINAL FOUR

ST. LOUIS, MO. • The Checkerdome

03/25	vs. Kentucky	5/1	L	59 64
03/27	vs. Notre Dame	5/6	W	71 69

*Southwest Conference games

Lineup	Name	Pts.	Rebs.	Ast.
6-4 Sr. G	Ron Brewer	18.0	3.1	2.8
6-4 Jr. G	Sidney Moncrief	17.3	7.7	1.7
6-11 Jr. C	Steve Schall	9.7	5.4	1.3 Blk
6-7 Sr. F	Jim Counce	4.2	4.2	3.3
6-4 Sr. F	Marvin Delph	16.8	5.7	1.1

1978-79

25-5, 13-3 (T-1st)

- SWC CHAMPION •
 - SWC TOURNAMENT CHAMPION •
 - NCAA REGIONAL FINAL •
 - ELITE EIGHT •
- Final Ranking: #5 (AP)/#6 (UPI)
Coach: Eddie Sutton

Date	Opponent	UA/Opp Rank	W/L	ARK OPP
12/02	Oklahoma		W	80 74
12/06	West Texas State		W	84 54
12/11	Missouri State		W	90 51
12/16	Centenary		W	77 57
12/19	vs. Ole Miss @ Memphis		W	67 66
12/23	vs. Southern Miss @ PB		W	93 79
12/30	vs. Memphis @ LR	20/nr	W	82 69
01/04	vs. North Texas @ LR	14/nr	W	96 71
01/06	at Houston *	14/nr	W	62 61
01/10	Rice *	10/nr	W	79 66
01/12	Texas *	10/nr	L	63 66
01/14	vs. North Carolina @ G'boro	10/3	L	57 63
01/17	at Texas A&M *	11/5	OT L	69 74
01/20	at TCU *	11/nr	W	90 51
01/22	Baylor *	11/nr	L	67 70
01/24	at SMU *	15/nr	W	79 67
01/27	Texas Tech *	15/nr	W	63 57
02/01	at Texas *	14/11	W	68 58
02/03	at Rice *	14/nr	W	68 50
02/06	Texas A&M *	14/11	W	60 56
02/10	TCU *	14/nr	W	108 65
02/12	at Baylor *	14/nr	W	71 62
02/14	SMU *	11/nr	W	71 55
02/17	Houston *	11/nr	W	78 58
02/20	at Texas Tech *	10/nr	W	66 65

SWC TOURNAMENT

Houston, Texas • The Summit

03/02	vs. Texas Tech	9/nr	W	93 77
03/03	vs. Texas	9/14	W	39 38

NCAA MIDWEST REGIONAL

Lawrence, Kan. • Allen Fieldhouse

03/11	vs. Weber State	7/nr	W	74 63
-------	-----------------	------	---	-------

NCAA MIDWEST REGIONAL

Cincinnati, Ohio • Riverfront Coliseum

03/15	vs. Louisville	5/13	W	73 62
03/17	vs. Indiana State	5/1	L	71 73

*Southwest Conference games

Lineup	Name	Pts.	Rebs.	Ast.
6-4 Sr. G	Sidney Moncrief	22.0	9.6	2.7
6-2 So. G	U.S. Reed	11.8	3.2	2.1
6-11 Sr. C	Steve Schall	10.8	5.9	1.0
6-9 Fr. F	Scott Hastings	8.3	4.6	1.3
6-7 Jr. F	Alan Zahn	6.6	4.7	2.3

1979-80

21-8, 13-3 (2nd)

- NCAA FIRST ROUND •
- Coach: Eddie Sutton

Date	Opponent	UA/Opp Rank	W/L	ARK OPP
12/01	Loyola-California		W	76 66
12/03	Centenary		W	65 53
12/05	Missouri-St. Louis		W	79 50
12/08	at Centenary		W	70 62
12/15	vs. Ole Miss @ LR	20/nr	W	67 59
12/17	Oklahoma City	20/nr	W	86 68
12/20	vs. LSU @ LR	20/6	L	55 56
12/28	at Memphis	19/nr	L	67 74
12/30	vs. Kansas State @ PB	19/nr	L	57 66
01/03	SMU *		W	84 69
01/05	vs. Louisiana-Monroe @ PB		W	74 51
01/08	at TCU *		W	70 58

01/12	at Texas *	W	55 50
01/15	Baylor *	W	71 57
01/19	Houston *	W	60 57
01/22	at Texas A&M *	L	39 45
01/26	Rice *	W	73 64
01/28	at Texas Tech *	OT W	71 69
02/02	Texas *	W	60 59
02/04	TCU *	W	74 47
02/07	at Baylor *	W	70 51
02/09	at Houston *	3OT L	84 90
02/12	Texas A&M *	W	45 44
02/16	at Rice *	W	77 73
02/18	at SMU *	L	58 62
02/22	Texas Tech *	W	84 60

SWC TOURNAMENT

San Antonio, Texas • HemisFair Arena

02/28	vs. Texas	W	64 62
02/29	vs. Texas A&M	L	50 52

NCAA MIDWEST REGIONAL

Lincoln, Neb. • Bob Devaney Sports Center

03/06	vs. Kansas State	L	53 71
-------	------------------	---	-------

*Southwest Conference games

Lineup	Name	Pts.	Rebs.	Ast.
6-2 Jr. G	Keith Hilliard	4.1	1.7	2.5
6-2 Jr. G	U.S. Reed	14.0	3.7	1.4
6-5 So. G/F	Brad Friess	4.9	2.1	1.7
6-10 So. F	Scott Hastings	16.2	6.7	1.2
6-7 Sr. F/C	Alan Zahn	9.6	5.7	2.6

1980-81

24-8, 13-3 (1st)

- SWC CHAMPION •
 - NCAA REGIONAL SEMIFINAL •
 - SWEET 16 •
- Final Ranking: No. 20 (AP)
Coach: Eddie Sutton

Date	Opponent	UA/Opp Rank	W/L	ARK OPP
11/28	vs. Missouri	20/11	W	81 73
11/29	vs. LSU	20/12	W	86 76
11/30	vs. North Carolina	20/13	L	58 64

GREAT ALASKA SHOOTOUT

Anchorage, Alaska • Buckner Fieldhouse

12/03	Missouri State	11/nr	W	98 65
12/06	at Michigan	11/nr	L	65 78
12/13	Oklahoma City	17/nr	W	76 70
12/16	Centenary	19/nr	W	78 64
12/20	vs. Eastern Kentucky @ LR	19/nr	W	80 74
12/22	vs. Southern Miss @ PB	19/nr	W	76 68
12/27	vs. Kansas State @ KC	17/nr	OT L	46 47
12/30	vs. Nebraska @ LR	W	64 52	

01/03	at SMU * (Reunion Arena)	W	92 50	
01/07	vs. Alaska-Anchorage @ PB	W	92 58	
01/10	TCU *	W	85 51	
01/12	Texas *	L	60 62	
01/17	at Baylor *	L	58 67	
01/19	at Houston *	L	54 57	
01/24	Texas A&M *	W	52 47	
01/26	at Rice *	W	57 52	
01/28	Texas Tech *	W	60 35	
02/03	at Texas *	W	54 48	
02/07	at TCU *	W	63 48	
02/10	Baylor *	W	67 50	
02/14	Houston *	W	70 55	
02/17	at Texas A&M *	W	65 61	
02/21	Rice *	W	75 59	
02/24	SMU *	18/nr	W	47 33
02/28	at Texas Tech *	18/nr	W	64 61

SWC TOURNAMENT

San Antonio, Texas • HemisFair Arena

03/06	vs. Texas	15/nr	L	73 76
-------	-----------	-------	---	-------

NCAA MIDWEST REGIONAL

Austin, Texas • Frank Erwin Center

03/12	vs. Mercer	20/nr	W	73 67
03/14	vs. Louisville	20/12	W	74 73

NCAA MIDWEST REGIONAL

New Orleans, La. • The Superdome

03/20	vs. LSU	20/4	L	56 72
-------	---------	------	---	-------

*Southwest Conference games

RAZORBACK RECORDS

Lineup	Name	Pts.	Rebs.	Ast.
6-2 Sr. G	U.S. Reed	13.0	4.1	1.3
6-4 So. G	Darrell Walker	11.3	4.5	3.3
6-10 Jr. C	Scott Hastings	16.3	5.4	1.4
6-6 Jr. F	Tony Brown	4.8	2.8	2.3
6-6 Jr. F	Keith Peterson	8.4	5.2	0.8

1981-82

23-6, 12-4 (1st)

- SWC CHAMPION •
 - SWC TOURNAMENT CHAMPION •
 - NCAA FIRST ROUND •
- Final Ranking: #12 (AP) / #13 (UPI)
Coach: Eddie Sutton

Date	Opponent	UA/Opp Rank	W/L	ARK OPP
11/28	Michigan	18/nr	W	83 72
11/30	at Texas-San Antonio	18/nr	W	71 42
12/03	vs. San Diego State @ PB	13/nr	W	85 68
12/10	Wisconsin-Parkside	11/nr	W	84 59
12/12	Centenary	11/nr	W	87 60
12/19	vs. Biscayne @ LR	9/nr	W	91 61
12/22	vs. Southern Miss @ PB	6/nr	W	63 54
12/30	vs. Kent State @ LR	5/nr	W	91 49
1/02	at Texas Tech *	5/nr	L	74 79
01/06	SMU *	11/nr	W	68 48
01/09	at Nebraska	11/nr	W	51 50
01/13	at TCU *	9/nr	W	62 59
01/16	at Texas *	9/19	L	73 87
01/19	Baylor *	15/nr	W	70 58
01/23	Houston *	15/19	W	67 66
01/26	at Texas A&M *	12/nr	W	64 63
01/29	Rice *	12/nr	W	60 54
01/31	vs. Wake Forest @ LR	12/19	L	48 49
02/06	Texas *	14/12	OT W	62 55
02/08	TCU *	14/nr	W	79 69
02/11	at Baylor *	8/nr	OT L	55 56
02/13	at Houston *	8/nr	L	53 55
02/15	Texas A&M *	8/nr	W	92 75
02/10	at Rice *	17/nr	W	72 65
02/24	at SMU *	15/nr	W	54 53
02/27	Texas Tech *	15/nr	W	67 61

SWC TOURNAMENT



U.S. Reed hit a halfcourt shot at the buzzer versus Louisville in the 1981 NCAA Tournament.

Date	Opponent	UA/Opp Rank	W/L	ARK OPP
01/13	at Texas A&M *	7/nr	W	66 64
01/15	at SMU *	7/nr	W	63 56
01/19	TCU *	4/nr	W	69 55
01/22	at Houston *	4/14	L	60 75
01/24	Texas *	4/nr	W	83 64
01/26	at Texas Tech *	12/nr	W	62 59
01/30	vs. Wake Forest @ G'boro	12/19	W	68 65
02/02	Rice *	9/nr	W	70 43
02/07	at Baylor *	9/nr	W	81 66
02/12	Texas A&M *	8/nr	W	62 55
02/14	SMU *	8/nr	W	71 61
02/19	at TCU *	7/nr	W	64 56
02/23	at Texas *	6/nr	W	84 67
02/26	Texas Tech *	6/nr	W	77 63
03/03	Houston *	5/1	L	66 74
03/05	at Rice *	5/nr	W	82 55

SWC TOURNAMENT

Dallas, Texas • Reunion Arena

03/10	vs. TCU	6/nr	OT	L	59 61
-------	---------	------	----	---	-------

NCAA MIDWEST REGIONAL

Tampa, Fla. • Sun Dome

03/19	vs. Purdue	9/nr	W	78 68
-------	------------	------	---	-------

NCAA MIDWEST REGIONAL

Knoxville, Tenn. • Stokely Athletic Center

03/24	vs. Louisville	9/2	L	63 65
-------	----------------	-----	---	-------

*Southwest Conference games

Lineup	Name	Pts.	Rebs.	Ast.
6-3 Jr. G	Alvin Robertson	14.2	4.9	3.6
6-5 Sr. G	John Snively	5.9	0.9	1.0
6-4 Sr. G	Darrell Walker	18.2	5.7	3.3
6-11 So. C	Joe Kleine	13.3	7.3	0.6
6-6 Jr. F	Leroy Sutton	6.4	3.9	0.8

1983-84

25-7, 14-2 (2nd)

• NCAA FIRST ROUND •

Final Ranking: #7 (UPI) / #8 (AP)/#13 (ESPN/USA Today)

Coach: Eddie Sutton

Date	Opponent	UA/Opp Rank	W/L	ARK OPP
------	----------	-------------	-----	---------

GREAT ALASKA SHOOTOUT

Anchorage, Alaska • George Sullivan Sports Arena

11/25	vs. Fordham	14/nr	W	62 61
11/26	vs. Oklahoma	14/20	W	84 68
11/27	vs. North Carolina State	14/nr	L	60 65
12/01	vs. Southeast Missouri State	14/nr	W	98 69
12/05	vs. East Tennessee State	14/nr	W	79 50
12/08	at Missouri State	15/nr	W	56 41
12/10	at Nebraska	15/nr	L	54 67
12/17	vs. North Texas @ PB	W	93 64	
12/21	vs. Alabama State	W	86 80	
12/28	vs. St. Peter's @ LR	W	82 49	
12/30	vs. Austin Peay @ LR	W	68 63	
01/04	at Baylor *	W	57 50	
01/07	vs. Texas A&M *	W	77 54	
01/12	at SMU *	W	70 69	
01/14	at TCU *	W	70 62	
01/19	at Texas *	W	70 66	
01/21	vs. Texas Tech *	W	67 57	
01/27	at Rice *	16/nr	L	62 65
01/29	at Villanova	16/nr	L	54 58
02/04	at Baylor *	W	63 44	
02/08	at Texas A&M *	W	59 58	
02/11	at SMU *	W	80 71	
02/12	vs. North Carolina @ PB	nr/1	W	65 64
02/15	at TCU *	14/nr	W	55 48
02/18	vs. Texas *	14/nr	W	59 41
02/23	at Texas Tech *	11/nr	W	55 49
02/25	at Houston *	11/3	L	61 64
02/29	at Rice *	12/nr	W	79 54
03/04	at Houston *	12/2	W	73 68

SWC TOURNAMENT

Houston, Texas • The Summit

03/10	vs. Texas A&M	8/nr	W	49 47
03/11	vs. Houston	8/5	L	56 57

NCAA EAST REGIONAL

East Rutherford, N.J. • Meadowlands Arena

03/18	vs. Virginia	8/nr	OT	L	51 53
-------	--------------	------	----	---	-------

*Southwest Conference games

Lineup	Name	Pts.	Rebs.	Ast.
6-2 Sr. G	Ricky Norton	8.6	1.5	2.4
6-3 Sr. G	Alvin Robertson	15.5	5.5	6.0
6-11 Jr. C	Joe Kleine	18.2	9.2	0.8
6-6 Jr. F	Charles Balentine	7.7	4.2	1.6
6-6 Sr. F	Leroy Sutton	8.4	4.9	0.8

1984-85

22-13, 10-6 (2nd)

• NCAA SECOND ROUND •

Final Ranking: #25 (ESPN/USA Today)

Coach: Eddie Sutton

Date	Opponent	UA/Opp Rank	W/L	ARK OPP
------	----------	-------------	-----	---------

11/24	vs. Southeastern Louisiana	16/nr	W	65 62
11/27	vs. Central Florida @ PB	17/nr	W	59 45
12/01	at Ohio State	17/nr	L	84 85
12/08	vs. Missouri State	W	70 56	
12/14	vs. Charleston Southern	W	74 55	
12/15	vs. Tulsa @ LR	W	70 66	
12/18	vs. Texas-San Antonio @ LR	W	74 67	
12/20	vs. Minnesota @ PB	W	56 46	
12/22	vs. Oral Roberts @ LR	W	64 57	

RAINBOW CLASSIC

Honolulu, Hawaii • Neal S. Blaisdell Center

12/26	vs. Georgia Tech	L	52 72	
12/27	vs. Iowa State	OT	W 84 79	
12/28	vs. Iowa	L	52 71	
01/02	at Texas A&M *	W	70 67	
01/05	at SMU *	nr/4	OT	L 60 63
01/09	at TCU *	W	67 59	
01/12	vs. Texas *	W	64 58	
01/16	at Texas Tech *	L	48 64	
01/19	at Houston *	L	73 78	
01/23	vs. Rice *	W	67 56	
01/27	at Virginia	L	52 54	
01/30	at Baylor *	OT	W 64 57	
02/01	vs. Texas A&M *	W	58 53	
02/03	at Georgetown	nr/2	L	39 56
02/06	at SMU *	nr/4	W	69 66
02/09	at TCU *	OT	L	66 72
02/14	at Texas *	W	60 51	
02/16	at Texas Tech *	L	50 52	
02/20	at Houston *	W	73 59	
02/24	at Rice *	L	68 71	
03/02	at Baylor *	W	106 71	

SWC TOURNAMENT

Dallas, Texas • Reunion Arena

03/08	vs. Texas	W	66 46
03/09	vs. SMU	nr/13	W 68 55
03/10	vs. Texas Tech	L	64 67

NCAA WEST REGIONAL

Salt Lake City, Utah • Huntsman Center

03/14	vs. Iowa	W	63 54
03/16	vs. St. John's	nr/3	L 65 68

*Southwest Conference games

Lineup	Name	Pts.	Rebs.	Ast.
6-2 Fr. G	Allie Freeman	4.5	1.5	2.6
6-3 Fr. G	Kenny Hutchinson	3.3	1.5	2.3
6-7 So. G/F	William Mills	9.4	3.5	4.5
6-11 Sr. C	Joe Kleine	22.1	8.4	0.7
6-6 Sr. F	Charles Balentine	12.7	5.6	1.6

1985-86

12-16, 4-12 (7th)

Coach: Nolan Richardson

Date	Opponent	UA/Opp Rank	W/L	ARK OPP
------	----------	-------------	-----	---------

11/24	vs. Southern Illinois @ LR	W	86 72	
11/29	vs. Southern Univ. @ PB	W	76 75	
12/01	vs. Missouri State	W	68 67	
12/03	vs. San Diego State @ LR	W	76 64	
12/05	vs. Samford	W	72 51	
12/07	at Minnesota	L	64 71	
12/14	vs. Ohio State @ PB	nr/20	OT	W 79 70
12/18	vs. Alabama State @ LR	W	87 69	
12/21	at Kansas	nr/6	L	78 89
12/28	at Oral Roberts	W	54 51	
01/02	at SMU *	L	66 71	
01/04	at TCU *	L	62 71	
01/08	at Texas *	L	55 59	
01/11	at Texas Tech *	L	46 48	
01/15	at Houston *	OT	L 85 87	
01/18	at Rice *	W	58 50	
01/25	vs. Southern California	L	74 88	
01/27	at Baylor *	OT	W 81 76	
01/29	at Texas A&M *	L	67 81	
02/01	at SMU *	L	80 90	
02/05	at TCU *	2OT	L 71 73	
02/08	vs. Texas *	L	57 61	
02/12	at Texas Tech *	OT	W 79 72	
02/15	at Houston *	L	83 93	
02/19	at Rice *	W	60 59	
02/26	at Baylor *	L	64 65	
03/01	at Texas A&M *	L	76 93	

SWC TOURNAMENT

Dallas, Texas • Reunion Arena

03/07	vs. Texas A&M	L	51 67
-------	---------------	---	-------

*Southwest Conference games

Lineup (most starts)	Name	Pts.	Rebs.	Ast.
----------------------	------	------	-------	------

6-2 So. G	Allie Freeman	5.5	1.4	1.8
6-4 Jr. G	Mike Rattliff	13.1	4.4	1.3
6-4 So. G	Byron Irvin	9.9	2.8	1.6
6-7 Jr. G/F	William Mills	13.8	5.7	2.2
6-11 So. C	Andrew Lang	8.2	6.5	2.5



Charles Balentine and the Razorbacks were greeted by fans in Fayetteville after defeating No. 1 North Carolina on Feb. 12, 1984 in Pine Bluff.



ARKANSAS RAZORBACKS

YEAR-BY-YEAR RESULTS

1986-87

19-14, 8-8 (5th)

• NIT SECOND ROUND •

Coach: Nolan Richardson

Date	Opponent	UA/Opp Rank	W/L	ARK OPP
11/28	vs. Grambling @ PB		W	84 65
11/29	vs. Louisiana Tech @ LR		W	90 64
12/3	vs. Ole Miss @ Memphis		W	70 56
12/06	Kansas	nr/6	W	103 86
12/10	vs. Alabama @ Birmingham	20/18	L	76 87
12/13	Morgan State	20/nr	W	106 57
12/18	Mississippi Valley State		W	98 79
12/20	vs. Virginia @ PB		L	66 78
12/22	at Missouri State		L	49 56

RAINBOW CLASSIC

Honolulu, Hawaii • Neal S. Blaisdell Center

12/28	vs. Ohio State		W	97 94
12/29	vs. Pittsburgh	nr/14	L	82 114
12/30	vs. California		W	74 58
01/03	TCU *		L	77 80
01/05	vs. North Texas @ LR	OT	W	99 96
01/08	Texas *		W	79 62
01/10	at Texas Tech *		L	73 95
01/14	Rice *		W	62 54
01/17	at Houston *		L	55 60
01/22	at Baylor *		L	62 63
01/25	Texas A&M *		W	87 69
01/27	SMU *		W	76 63
01/31	at TCU *	nr/16	L	66 73
02/04	at Texas *		L	73 78
02/07	Texas Tech *		W	93 75
02/11	Houston *		L	54 57
02/14	at Rice *		W	88 68
02/18	vs. Oral Roberts @ LR		W	95 75
02/21	Baylor *		W	71 67
02/24	at Texas A&M *	2OT	W	100 97
03/01	at SMU *		L	76 93

SWC TOURNAMENT

Dallas, Texas • Reunion Arena

03/06	vs. Texas Tech		L	59 73
-------	----------------	--	---	-------

NATIONAL INVITATIONAL TOURNAMENT

Fayetteville, Ark. • Barnhill Arena

03/13	Arkansas State	OT	W	67 64
-------	----------------	----	---	-------

NATIONAL INVITATIONAL TOURNAMENT

Lincoln, Neb. • Bob Devaney Sports Center

03/17	at Nebraska		L	71 78
-------	-------------	--	---	-------

*Southwest Conference games

Lineup (most starts)	Name	Pts.	Rebs.	Ast.
6-3	So. G Keith Wilson	4.8	2.1	2.6
6-3	Jr. G/F Tim Scott	11.9	2.7	2.1
6-6	Fr. G/F Ron Huery	11.7	3.5	2.7
6-10	Jr. F/C Shawn Baker	6.5	4.2	0.5
6-11	Jr. C Andrew Lang	8.1	7.5	2.7

1987-88

21-9, 11-5 (T-2nd)

• NCAA First Round •

Coach: Nolan Richardson

Date	Opponent	UA/Opp Rank	W/L	ARK OPP
11/27	vs. Chicago State @ PB		W	78 68
11/29	at Tulsa		L	47 68
12/03	vs. Northwestern (La.) State @ LR		W	77 55
12/05	Missouri State		W	53 47
12/09	vs. Ole Miss @ PB		W	79 40
12/12	Virginia		W	66 52
12/15	Alcorn State		W	101 55
12/19	Mississippi Valley State		W	91 71
12/23	vs. Alabama @ LR		W	80 55
12/30	at Maryland		L	61 88
01/02	vs. Coastal Carolina @ LR		W	81 59
01/06	Texas *		W	91 62
01/09	TCU *		W	96 53
01/13	at SMU *	OT	W	85 83
01/16	at Texas A&M *		L	67 74
01/20	Baylor *		W	70 62
01/27	at Rice *		W	80 61
01/30	Houston *		W	71 62



The Razorbacks celebrate winning the 1989 Southwest Conference Tournament Championship.

02/03	Texas Tech *	W	69	48
02/06	at Texas *	L	72	79
02/10	at TCU *	W	63	61
02/13	SMU *	L	63	73
02/17	Texas A&M *	W	79	58
02/20	at Baylor *	L	57	58
02/27	Rice *	W	112	87
03/03	at Houston *	L	77	82
03/06	at Texas Tech *	W	75	65

SWC TOURNAMENT

Dallas, Texas • Reunion Arena

03/11	vs. Texas A&M	W	76	64
03/12	vs. Baylor	L	73	74

NCAA SOUTHEAST REGIONAL

Cincinnati, Ohio • Riverfront Coliseum

03/18	vs. Villanova	L	74	82
-------	---------------	---	----	----

*Southwest Conference games

Lineup (most starts)	Name	Pts.	Rebs.	Ast.
6-2	Sr. G Allie Freeman	6.2	1.9	2.0
6-3	Sr. G Tim Scott	11.8	3.1	1.7
6-6	So. G/F Ron Huery	13.4	4.0	2.4
6-9	So. F/C Mario Credit	9.8	4.7	0.7
6-11	Sr. C Andrew Lang	9.3	7.3	2.6

1988-89

25-7, 13-3 (1st)

• SWC CHAMPION •
 • SWC TOURNAMENT CHAMPION •
 • NCAA SECOND ROUND •
 Final Ranking
 #17 (ESPN/USA Today)
 Coach: Nolan Richardson

Date	Opponent	UA/Opp Rank	W/L	ARK OPP
11/27	Rider		W	98 69
11/30	at Virginia		L	65 75
12/10	Maryland		W	73 68
12/13	vs. Ole Miss @ Memphis		W	74 68
12/21	vs. Texas Southern @ LR		W	97 79
12/23	vs. Sam Houston State @ LR		W	97 79
12/28	at Missouri	nr/11	L	78 83
01/02	vs. South Alabama @ PB		W	103 71
01/04	Texas Tech *		W	69 62
01/07	at Texas *		W	99 92
01/11	at TCU *		L	45 51
01/14	SMU *		W	93 73
01/16	Texas A&M *		W	75 60
01/18	vs. Florida State @ LR	nr/14	OT	L 105 112
01/21	at Baylor *		W	88 58
01/24	vs. Southern Utah @ PB		W	109 76
01/28	Rice *		W	81 77
02/01	at Houston *		W	88 87
02/04	at Texas Tech *		L	73 84
02/08	Texas *		W	105 82

02/11	TCU *	W	100	60
02/15	at SMU *	W	81	68
02/18	at Texas A&M *	L	71	82
02/22	Baylor *	W	89	54
02/25	Tulsa	W	118	69
03/01	at Rice *	W	83	70
03/06	Houston *	20*/nr	W	107 79

SWC TOURNAMENT

Dallas, Texas • Reunion Arena

03/10	vs. Rice	20*/nr	W	108 72
03/11	vs. Texas A&M	20*/nr	W	94 84
03/12	vs. Texas	20*/nr	W	100 76

NCAA MIDWEST REGIONAL

Indianapolis, Ind. • Hoosier Dome

03/16	vs. Loyola-Marymount	17*/nr	W	120 101
3/18	vs. Louisville	17*/12	L	84 93

*Southwest Conference games

^ USA Today/ESPN Coaches Poll

Lineup (most starts)	Name	Pts.	Rebs.	Ast.
6-3	Sr. G Keith Wilson	13.1	4.6	4.3
6-2	Fr. G Lee Mayberry	12.9	3.2	4.2
6-4	Jr. G/F Lenzie Howell	14.6	7.0	1.5
6-7	So. F Larry Marks	6.2	4.8	0.8
6-9	Jr. C Mario Credit	11.4	4.6	0.6

1989-90

30-5, 14-2 (1st)

• SWC CHAMPION •
 • SWC TOURNAMENT CHAMPION •
 • NCAA FINAL FOUR •
 Final Ranking: #4 (ESPN/USA Today) / #7 (AP) / #8 (UPI)
 Coach: Nolan Richardson

Date	Opponent	UA/Opp Rank	W/L	ARK OPP
11/24	vs. Samford @ PB	9/nr	W	97 67
11/26	vs. Oregon @ LR	9/nr	W	102 75
11/29	at South Alabama	11/nr	W	105 90
12/05	vs. Ole Miss @ PB	10/nr	W	90 76
12/09	U.S. International	10/nr	W	166 101
12/13	Missouri	7/4	L	88 89
12/18	Bethune-Cookman	7/nr	W	91 61
12/23	vs. VMI @ LR	10/nr	W	92 61
12/26	vs. Delaware State @ LR	11/nr	W	117 75
12/30	at UNLV	11/12	L	93 101
01/03	at Houston *	14/nr	W	82 78
01/06	at Texas Tech *	14/nr	W	92 75
01/10	Baylor *	12/nr	W	99 84
01/13	TCU *	12/nr	W	93 79
01/17	at SMU *	12/nr	W	80 61
01/20	at Texas A&M *	12/nr	W	100 84
01/22	Houston *	12/nr	W	100 89
01/25	Texas *	6/nr	W	109 100

01/27	at UAB	6/nr	W	109 95
01/31	at Rice *	3/nr	W	70 66
02/04	at Texas *	3/nr	OT	103 96
02/07	Texas Tech *	3/nr	W	100 77
02/10	at Baylor *	3/nr	L	77 82
02/14	at TCU *	8/nr	L	79 81
02/17	SMU *	8/nr	W	77 46
02/21	Texas A&M *	13/nr	W	114 100
03/03	Rice *	12/nr	W	104 80

SWC TOURNAMENT

Dallas, Texas • Reunion Arena

03/09	vs. SMU	9/nr	W	84 51
03/10	vs. Baylor	9/nr	W	115 75
03/11	vs. Houston	9/nr	W	96 84

NCAA MIDWEST REGIONAL

Austin, Texas • Frank Erwin Center

03/15	vs. Princeton	7/nr	W	68 64
03/17	vs. Dayton	7/nr	W	86 84

NCAA MIDWEST REGIONAL

Dallas, Texas • Reunion Arena

03/22	vs. North Carolina	7/nr	W	96 73
03/24	vs. Texas	7/nr	W	88 85

NCAA FINAL FOUR

Denver, Colo. • McNichols Arena

03/31	vs. Duke	7/15	L	83 97
-------	----------	------	---	-------

*Southwest Conference games

Lineup (most starts)	Name	Pts.	Rebs.	Ast.
5-10	Jr. G Arlyn Bowers	5.5	1.8	2.4
6-2	So. G Lee Mayberry	14.5	2.9	5.2
6-7	So. G/F Todd Day	19.5	5.4	2.5
6-9	Sr. C Mario Credit	9.4	3.9	0.4
6-5	Sr. F Lenzie Howell	13.9	5.4	1.9

1990-91

34-4, 15-1 (1st)

• Preseason NIT Finalist •
 • SWC CHAMPION •
 • SWC TOURNAMENT CHAMPION •
 • NCAA REGIONAL FINAL •
 • ELITE EIGHT •
 Final Ranking: #2 (AP & UPI) / #5 (ESPN/USA Today)
 Coach: Nolan Richardson

Date	Opponent	UA/Opp Rank	W/L	ARK OPP
DODGE PRESEASON NIT Fayetteville, Ark. • Barnhill Arena				
11/14	Vanderbilt	2/nr	W	107 70
11/16	Oklahoma	2/15	W	110 88
DODGE PRESEASON NIT New York, N.Y. • Madison Square Garden				
11/21	vs. Duke	2/6	W	98 88
11/23	vs. Arizona	2/3	L	77 89
11/27	vs. Mississippi College @ PB	3/nr	W	96 57

RAZORBACK RECORDS

12/01	Kansas State	3/nr	W	112	88
12/05	vs. Louisiana Tech @ LR	3/nr	W	114	97
12/08	at Missouri	3/nr	W	95	82
12/11	South Alabama	2/nr	W	101	91
12/22	at Oregon	2/nr	W	71	68
12/29	vs. Jackson State @ LR	2/nr	W	126	88
12/31	vs. Louisiana-Monroe @ PB	2/nr	W	114	92
01/02	at Rice *	2/nr	W	86	62
01/06	Houston *	2/nr	W	95	79
01/10	Texas *	2/nr	W	101	89
01/12	at Texas Tech *	2/nr	W	113	86
01/15	at TCU *	2/nr	W	93	73
01/19	SMU *	2/nr	W	98	70
01/21	at Florida State	2/nr	W	109	92
01/23	Texas A&M *	2/nr	W	113	88
01/26	at Baylor *	2/nr	W	73	68
01/30	UAB	2/nr	W	104	72
02/02	Rice *	2/nr	W	100	87
02/07	at Houston *	2/nr	W	81	74
02/10	UNLV	2/f	L	105	112
02/13	Texas Tech *	3/nr	W	87	69
02/16	TCU *	3/nr	W	97	61
02/20	at SMU *	3/nr	W	79	70
02/23	at Texas A&M *	3/nr	W	111	72
02/26	Baylor *	3/nr	W	106	74
03/03	at Texas *	3/23	L	86	99

SWC TOURNAMENT
Dallas, Texas • Reunion Arena

03/08	vs. Texas A&M	5/nr	W	108	61
03/09	vs. Rice	5/nr	W	109	80
03/10	vs. Texas	5/23	W	120	89

NCAA SOUTHEAST REGIONAL
Atlanta, Ga. • The Omni

03/15	vs. Georgia State	2/nr	W	117	76
03/17	vs. Arizona State	2/nr	W	97	90

NCAA SOUTHEAST REGIONAL
Charlotte, N.C. • Charlotte Coliseum

03/21	vs. Alabama	2/19	W	93	70
03/23	vs. Kansas	2/12	L	81	93

*Southwest Conference games

Lineup (most starts)	Name	Pts.	Rebs.	Ast.
5-10 Sr. G	Arlyn Bowers	11.1	1.9	3.2
6-2 Jr. G	Lee Mayberry	13.2	3.4	5.5
6-8 Jr. G/F	Todd Day	20.7	5.3	2.9
6-8 Jr. F/C	Isaiah Morris	7.5	4.1	0.8
6-9 Jr. C	Oliver Miller	15.5	7.7	2.9 Blk

1991-92
26-8, 13-3 (1st)
• SEC CHAMPION •
• NCAA SECOND ROUND •
Final Ranking: #8 (UPI) / #9 (AP) / #10 (ESPN/USA Today)
Coach: Nolan Richardson

Date	Opponent	UA/Opp Rank	W/L	ARK	OPP
MAUI CLASSIC Maui, Hawaii • Lahaina Civic Center					
11/25	vs. Minnesota	2/nr	W	92	83
11/26	vs. Chaminade	2/nr	W	99	84
11/27	vs. Michigan State	2/nr	L	71	86
12/02	vs. Alabama State @ PB	11/nr	W	96	80
12/04	Bethune-Cookman	11/nr	W	128	46
12/07	Missouri	11/nr	L	76	87
12/10	at Kansas State	19/nr	W	70	59
12/19	vs. Montevallo @ LR	19/nr	W	91	70
12/21	Arizona	19/2	W	65	59
12/23	at Tulsa	15/nr	W	74	64
12/28	vs. Jackson State @ LR	15/nr	W	89	66
12/30	at South Alabama	16/nr	W	101	82
01/02	vs. Quincy College @ PB	16/nr	W	123	60
01/04	Auburn *	16/nr	W	110	92
01/08	at Alabama *	13/16	L	63	65
01/11	at LSU *	13/nr	W	101	90
01/15	Mississippi State *	12/nr	W	99	78
01/18	at Ole Miss *	12/nr	W	114	93
01/22	Florida *	9/nr	W	75	62
01/25	at Kentucky *	9/8	W	105	88
02/05	at Tennessee *	5/nr	L	81	83
02/08	at Memphis	5/nr	L	88	92
02/12	Vanderbilt *	11/nr	W	91	71

ARKANSAS RAZORBACKS

YEAR-BY-YEAR RESULTS

02/15	South Carolina *	11/nr	W	89	73
02/18	at Georgia *	10/nr	L	78	87
02/22	Alabama *	10/14	W	90	87
02/26	at Auburn *	9/nr	W	82	74
02/29	at Mississippi State *	9/nr	W	84	76
03/03	LSU *	7/23	OT W	106	92
03/07	Ole Miss *	7/nr	W	100	83

SEC TOURNAMENT

Birmingham, Ala. • Birmingham-Jefferson Civic Center

03/13	vs. Georgia	6/nr	W	73	60
03/14	vs. Alabama	6/17	L	89	90

NCAA MIDWEST REGIONAL

Milwaukee, Wis. • Bradley Center

03/19	vs. Murray State	9/nr	W	80	69
03/21	vs. Memphis	9/nr	L	80	82

*Southeastern Conference games

Lineup (most starts)	Name	Pts.	Rebs.	Ast.
6-2 Sr. G	Lee Mayberry	15.2	2.3	5.9
6-1 Jr. G	Robert Shepherd	6.7	2.5	2.4
6-9 Sr. G/F	Todd Day	22.7	7.0	3.2
6-9 Sr. C	Oliver Miller	13.5	7.7	3.0
6-8 Sr. F	Isaiah Morris	10.2	5.0	1.1

1992-93
22-9, 10-6 (3rd)
• NCAA REGIONAL SEMIFINAL •
• SWEET 16 •
Final Ranking: #10 (ESPN/USA Today) / #12 (AP & UPI)
Coach: Nolan Richardson

Date	Opponent	UA/Opp Rank	W/L	ARK	OPP
12/02	Memphis	nr/8	W	81	76
12/03	Tennessee-Martin		W	90	72
12/06	at Arizona	nr/9	W	86	80
12/17	vs. Southeast Missouri St. @ PB	12/nr	W	96	72
12/19	at Missouri	12/nr	W	73	68
12/21	vs. Jackson State @ PB	10/nr	W	123	76
12/23	Tulsa	10/nr	W	101	87
12/28	vs. Coastal Carolina @ LR	9/nr	W	93	74

12/30	vs. Louisiana-Monroe @ LR	9/nr	L	78	87
01/04	at SMU	13/nr	W	72	53
01/06	Ole Miss *	13/nr	W	90	78
01/09	at South Carolina *	13/nr	W	86	76
01/12	Alabama *	9/nr	W	74	66
01/20	at Vanderbilt *	8/19	L	89	102
01/23	Auburn *	8/nr	L	89	100
01/27	at Mississippi State *	16/nr	OT L	76	80
01/30	Georgia *	16/nr	W	97	79
02/02	at LSU *	17/nr	W	91	79
02/06	at Florida *	17/nr	W	74	66
02/10	Kentucky *	14/2	W	101	94
02/13	at Alabama *	14/nr	L	82	93
02/16	Tennessee *	13/nr	L	91	101
02/20	Mississippi State *	13/nr	W	115	58
02/27	at Ole Miss *	15/nr	W	85	63
03/03	LSU *	13/nr	W	88	75
03/06	at Auburn *	13/nr	L	80	81

SEC TOURNAMENT

Lexington, Ky. • Rupp Arena

03/12	vs. Georgia	14/nr	W	65	60
03/13	at Kentucky	14/4	L	81	92

NCAA EAST REGIONAL

Winston-Salem, N.C. • Joel Veterans Memorial Coliseum

03/18	vs. Holy Cross	14/nr	W	94	64
03/20	vs. St. John's	14/nr	W	80	74

NCAA EAST REGIONAL

East Rutherford, N.J. • Meadowlands Arena

03/26	vs. North Carolina	14/4	L	74	80
-------	--------------------	------	---	----	----


*Southeastern Conference games

Lineup (most starts)	Name	Pts.	Rebs.	Ast.
6-2 So. G	Corey Beck	7.0	3.8	3.6
6-1 Sr. G	Robert Shepherd	11.3	3.5	2.8 Stl
6-9 So. C	Dwight Stewart	6.9	3.6	0.7
6-5 Sr. F	Darrell Hawkins	13.3	4.5	2.6
6-5 Fr. F	Scotty Thurman	17.4	4.4	2.2



The final game at Barnhill Arena (March 3, 1993) featured the Razorbacks against a Shaquille O'Neal led LSU team. No. 13 Arkansas defeated the Tigers, 88-75.





Corliss Williamson was the Most Outstanding Player of the 1994 NCAA Final Four after averaging 26 points and 10.5 rebounds over the two wins.

1993-94
31-3, 14-2 (1st)
 • SEC CHAMPION •
 • NCAA FINAL FOUR •
• NCAA NATIONAL CHAMPION •
Final Ranking: #1 (ESPN/USA Today & UPI) / #2 (AP)
Coach: Nolan Richardson

Date	Opponent	UA/Opp Rank	W/L	ARK OPP
11/29	Murray State %	2/nr	W	93 67
12/02	Missouri *	2/nr	W	120 68
12/04	Northwestern (La.) State	2/nr	W	111 76
12/08	at Memphis	1/nr	W	96 78
12/11	Delaware State	1/nr	W	123 66
12/18	Jackson State	1/nr	W	96 80
12/23	at Tulsa	1/nr	OT W	93 91
12/28	Texas Southern	1/nr	W	129 63
01/03	SMU	1/nr	W	96 70
01/05	Ole Miss *	1/nr	W	87 61
01/08	at Alabama *	1/nr	L	64 66
01/11	LSU *	4/nr	W	84 83
01/15	at Auburn *	4/nr	W	117 105
01/19	at Mississippi State *	3/nr	L	71 72
01/22	South Carolina *	3/nr	W	79 53
01/29	at Tennessee *	5/nr	W	65 64
02/01	Vanderbilt *	6/nr	W	89 76
02/05	Montevallo	6/nr	W	131 63
02/09	at Kentucky *	3/4	W	90 82
02/12	Florida *	3/20	W	99 87
02/16	Alabama *	1/nr	W	102 81
02/19	at Ole Miss *	1/nr	W	90 73
02/22	at Georgia *	1/nr	W	74 65
02/26	Auburn *	1/nr	W	91 81
03/02	at LSU *	1/nr	OT W	108 105
03/05	Mississippi State *	1/nr	W	80 62

SEC TOURNAMENT				
Memphis, Tenn. • The Pyramid				
03/11	vs. Georgia	1/nr	W	95 83
03/12	vs. Kentucky	1/10	L	78 90
NCAA MIDWEST REGIONAL				
Oklahoma City, Okla. • Myriad Convention Center				
03/18	vs. North Carolina A&T	2/nr	W	94 79
03/20	vs. Georgetown	2/nr	W	85 73
NCAA MIDWEST REGIONAL				
Dallas, Texas • Reunion Arena				
03/25	vs. Tulsa	2/nr	W	103 84
03/27	vs. Michigan	2/11	W	76 68
NCAA FINAL FOUR				
Charlotte, N.C. • Charlotte Coliseum				
04/2	vs. Arizona	2/9	W	91 82
04/4	vs. Duke	2/6	W	76 72

*Southeastern Conference games
 % First game in Bud Walton Arena
 ^ Bud Walton Arena Dedication Game

Lineup (most starts)	Name	Pts.	Rebs.	Ast.
6-2 Jr. G	Corey Beck	8.8	3.9	5.0
6-4 Jr. G	Clint McDaniel	8.1	2.8	
6-9 Jr. C	Dwight Stewart	8.0	5.0	
6-6 So. F	Scotty Thurman	15.9	4.5	
6-7 So. F	Corliss Williamson	20.4	7.7	

1994-95
32-7, 12-4 (T-1st West)
 • SEC WESTERN DIVISION CHAMPION •
 • NCAA FINAL FOUR •
 • NCAA NATIONAL RUNNER-UP •
Final Ranking: #2 (ESPN/USA Today) / #6 (AP & UPI)
Coach: Nolan Richardson

Date	Opponent	UA/Opp Rank	W/L	ARK OPP
TIPOFF CLASSIC • SPRINGFIELD, MASS.				
11/25	vs. Massachusetts	1/3	L	80 104
BCA CLASSIC • MEMPHIS, TENN.				
11/27	vs. Georgetown	1/14	W	97 79
11/30	Jackson State	4/nr	W	103 87
12/03	at Missouri	4/nr	W	94 71
12/06	Centenary	3/nr	W	121 94
12/08	at SMU	3/nr	W	78 66
12/10	Murray State	3/nr	W	94 69
12/21	Florida A&M	3/nr	W	97 57
12/23	Tulsa	3/nr	W	82 63
RAINBOW CLASSIC • HONOLULU, HAWAII				
12/28	vs. Oklahoma	3/nr	W	86 84
12/29	vs. Cincinnati	3/20	W	84 75
12/30	vs. Iowa	3/nr	W	101 92
01/04	at Ole Miss *	3/nr	L	71 76
01/07	Tennessee *	3/nr	W	97 79
01/11	Mississippi State *	5/nr	W	79 74
01/14	at Auburn *	5/nr	L	90 104
01/18	Georgia *	9/nr	W	84 82
01/21	at South Carolina *	9/nr	W	88 73
01/24	Alabama *	9/nr	L	70 88
01/29	Kentucky *	9/5	W	94 92
01/31	LSU *	8/nr	W	105 81
02/04	at Mississippi State *	8/nr	L	62 83
02/09	Memphis	12/nr	W	88 87
02/11	at Vanderbilt *	12/nr	OT W	97 94
02/15	at Alabama *	10/18	W	86 80
02/18	Ole Miss *	10/nr	W	85 70
02/22	at LSU *	8/nr	W	92 90
02/25	Montevallo	8/nr	W	122 64
02/28	at Florida *	7/nr	W	94 85
03/04	Auburn *	7/nr	W	68 66

SEC TOURNAMENT				
Atlanta, Ga. • Georgia Dome				
03/10	vs. Vanderbilt	5/nr	W	73 72
03/11	vs. Alabama	5/20	W	69 58
03/12	vs. Kentucky	5/3	OT L	93 95
NCAA MIDWEST REGIONAL				
Austin, Texas • Frank Erwin Center				
03/17	vs. Texas Southern	6/nr	W	79 78
03/19	vs. Syracuse	6/25	OT W	96 94

NCAA MIDWEST REGIONAL				
Kansas City, Mo. • Kemper Arena				
03/24	vs. Memphis	6/nr	OT W	96 91
03/26	vs. Virginia	6/13	W	68 61
NCAA FINAL FOUR				
Seattle, Wash. • The Kingdome				
04/1	vs. North Carolina	6/4	W	75 68
04/3	vs. UCLA	6/1	L	78 89

*Southeastern Conference games

Lineup (most starts)	Name	Pts.	Rebs.	Ast.
6-2 Sr. G	Corey Beck	7.9	4.8	5.3
6-4 Sr. G	Clint McDaniel	11.5	3.1	
6-6 Jr. F	Scotty Thurman	15.4	3.9	
6-7 Jr. F	Corliss Williamson	19.7	7.5	
6-9 Sr. C	Dwight Stewart (tie)	7.3	4.7	
6-8 Sr. F	Elmer Martin (tie)	1.8	1.9	

1995-96
20-13, 9-7 (T-2nd West)
 • NCAA REGIONAL SEMIFINAL •
 • SWEET 16 •
Final Ranking: #18 (ESPN/USA Today)
Coach: Nolan Richardson

Date	Opponent	UA/Opp Rank	W/L	ARK OPP
PRESEASON NIT				
Fayetteville, Ark. • Bud Walton Arena				
11/15	Louisiana-Monroe	16/nr	W	75 67
11/17	Arizona	16/nr	L	73 83
GREAT EIGHT TOURNAMENT				
Auburn Hills, Mich. • Palace of Auburn Hills				
11/28	vs. Michigan State	25/nr	L	72 75
11/30	North Carolina A&T		W	103 49
12/02	Alcorn State		W	116 75
12/05	Missouri	nr/11	W	104 93
12/09	Cincinnati	nr/17	L	67 82
12/21	SMU		W	73 46
12/23	Tennessee State		W	86 67
12/30	Jackson State		W	86 77
01/03	Florida *		W	75 60
01/06	at Auburn *		L	76 101
01/10	at Ole Miss *		W	63 62
01/13	Vanderbilt *		L	73 80
01/18	at Memphis	nr/9	L	72 94
01/20	Mississippi State *	nr/21	W	80 68
01/23	at Alabama *		W	71 63
01/27	Oral Roberts		W	66 65
01/30	LSU *		W	76 68
02/03	South Carolina *		W	81 69
02/06	at Mississippi State *		L	63 78
02/11	at Kentucky *	nr/2	L	73 88
02/14	Ole Miss *		W	79 73
02/17	Auburn *		W	87 77
02/21	at Tennessee *		L	59 66
02/25	at Georgia *		L	59 71
02/28	Alabama *		L	89 99
03/02	at LSU *		W	94 79

SEC TOURNAMENT				
New Orleans, La. • The Superdome				
03/08	vs. South Carolina		W	80 58
03/09	vs. Kentucky	nr/1	L	75 95

NCAA EAST REGIONAL				
Providence, R.I. • Providence Civic Center				
03/14	vs. Penn State	nr/18	W	86 80
03/16	vs. Marquette	nr/20	W	65 56

NCAA EAST REGIONAL				
Atlanta, Ga. • Georgia Dome				
03/21	vs. Massachusetts	nr/1	L	63 79

*Southeastern Conference games

Lineup (most starts)	Name	Pts.	Rebs.	Ast.
6-2 Fr. G	Pat Bradley	10.2	2.0	
5-11 Fr. G	Kareem Reid	12.9	3.1	6.6
6-11 Jr. C	Darnell Robinson	12.7	7.0	
6-11 Jr. C	Lee Wilson	6.3	4.4	
6-8 Fr. F	Derek Hood	7.5	6.1	

1996-97
18-14, 8-8 (2nd West)
NIT FINAL FOUR
Coach: Nolan Richardson

Date	Opponent	UA/Opp Rank	W/L	ARK OPP
11/22	Jackson State	16/nr	W	127 74
11/27	at Oral Roberts	16/nr	L	81 86
11/30	San Francisco	16/nr	W	77 63
12/07	at Missouri	22/nr	W	80 76
12/10	Troy	20/nr	W	137 70
12/19	McNeese State	19/nr	W	95 68
12/21	Louisville	19/18	OT L	88 91
12/28	Southern Utah	22/nr	W	92 52
01/02	Ole Miss *		L	74 91
01/05	at Florida *		L	62 75
01/08	at Auburn *		W	56 55
01/11	LSU *		W	82 57
01/15	at Alabama *		W	72 68
01/18	at Cincinnati	nr/4	L	57 92



RAZORBACK RECORDS

01/21	Mississippi State *	W	98	64
01/26	Kentucky *	nr/3	L	73 83
01/29	at Ole Miss *	L	52	71
02/01	Memphis	W	79	63
02/05	Tennessee *	W	77	54
02/08	at Vanderbilt *	OT L	83	87
02/11	Auburn *	W	75	42
02/15	Georgia *	W	79	74
02/18	at South Carolina *	nr/9	L	65 78
02/23	at Mississippi State *	L	77	93
02/26	Alabama *	W	73	53
03/01	at LSU *	L	64	66

SEC TOURNAMENT Memphis, Tenn. • The Pyramid

03/07	vs. Georgia	nr/24	L	63	65
-------	-------------	-------	---	----	----

CHASE NIT

Fayetteville, Ark. • Bud Walton Arena

03/12	Northern Arizona	W	101	75
03/17	Pittsburgh	W	76	71
03/19	UNLV	W	86	73

CHASE NIT FINAL FOUR

New York, N.Y. • Madison Square Garden

03/25	vs. Michigan	L	62	77
03/27	vs. Connecticut	L	64	74

*Southeastern Conference games

Lineup (most starts)	Name	Pts.	Rebs.	Ast.
6-5	Fr. G	Glendon Alexander	9.6	2.6
6-2	So. G	Pat Bradley	14.4	2.3
5-10	So. G	Kareem Reid	9.8	2.7
6-11	Sr. C	Lee Wilson	7.2	4.2
6-8	So. F	Derek Hood	9.7	8.0

1997-98

24-9, 11-5 (2nd West)

• NCAA SECOND ROUND •

Final Ranking: #17 (AP) /

#22 (ESPN/USA Today)

Coach: Nolan Richardson

Date	Opponent	UA/Opp Rank	W/L	ARK OPP
11/16	Northeastern Illinois	W	114	56
11/21	Jackson State	W	97	71
11/25	Oral Roberts	W	81	75

PREMIER CLASSIC

Phoenix, Ariz. • America West Arena

11/29	vs. Fresno State	nr/12	W	70	69
12/02	Bethune-Cookman	18/nr	W	108	42
12/06	Missouri	18/nr	W	75	46
12/09	at Louisville	15/nr	W	100	83
12/18	Centenary	13/nr	W	61	48

PUERTO RICO CLASSIC

San Juan, P.R. • Eugenio Guerra Sports Complex

12/24	at American U-Puerto Rico	12/nr	L	59	64
12/25	vs. Murray State	12/nr	L	83	94
12/26	vs. Saint Louis	12/nr	W	78	70
12/31	Alabama State	23/nr	W	103	48
01/04	LSU *	23/nr	W	62	59
01/07	Mississippi State *	22/nr	W	83	70
01/10	at Memphis	22/nr	W	75	72
01/14	Florida *	22/nr	W	89	84
01/17	at Kentucky *	22/6	OT L	77	80
01/21	at Auburn *	18/nr	W	79	65
01/24	Alabama *	18/nr	W	77	70
01/28	at LSU *	15/nr	W	85	68
01/31	at Mississippi State *	15/nr	W	76	73
02/05	Ole Miss *	14/17	W	100	87
02/07	Vanderbilt *	14/nr	W	93	83
02/10	at Georgia *	12/nr	L	70	86
02/14	at Tennessee *	12/nr	L	71	74
02/18	South Carolina *	16/13	W	96	88
02/21	Auburn *	16/nr	W	107	83
02/25	at Ole Miss *	12/13	L	65	81
02/28	at Alabama *	12/nr	L	63	65

SEC TOURNAMENT

Atlanta, Ga. • Georgia Dome

03/06	vs. Tennessee	16/nr	W	102	96
03/07	vs. Kentucky	16/7	L	74	99

NCAA WEST REGIONAL

Boise, Idaho • Boise State Pavilion

03/12	vs. Nebraska	17/nr	W	74	65
03/14	vs. Utah	17/7	L	69	75

*Southeastern Conference games

Lineup (most starts)	Name	Pts.	Rebs.	Ast.
5-10	Jr. G	Kareem Reid	11.9	2.1
6-9	Sr. F	Nick Davis	10.4	9.8
6-8	Jr. F	Derek Hood	8.4	6.1
6-7	Sr. F	Landis Williams	7.4	3.3

1998-99

23-11, 9-7 (2nd West)

• NCAA SECOND ROUND •

Final Ranking: #17 (AP) /

#25 (ESPN/USA Today)

Coach: Nolan Richardson

Date	Opponent	UA/Opp Rank	W/L	ARK OPP	
11/15	Jackson State	19/nr	W	83	72
11/17	Alabama State	19/nr	W	73	43

TOP OF THE WORLD CLASSIC

Fairbanks, Alaska • Carlson Center

11/20	vs. Virginia	19/nr	W	85	83
11/21	vs. New Mexico State	19/nr	W	66	60
11/22	vs. Villanova	19/nr	L	63	76
11/28	Louisiana-Monroe	21/nr	W	92	70
12/05	at Oklahoma	19/nr	L	57	87
12/07	Western Carolina	19/nr	W	90	54
12/16	Southeastern Louisiana	20/nr	W	95	57
12/19	Memphis	20/nr	W	99	74
12/23	at Wake Forest	19/nr	W	75	59
12/30	North Texas	20/nr	W	100	77
01/02	at LSU *	20/nr	W	80	75
01/06	at Auburn *	18/14	L	66	83
01/09	Ole Miss *	18/nr	L	65	76
01/13	at Mississippi State *	24/nr	W	61	59
01/16	Georgia *	24/nr	W	82	79
01/20	Alabama *	22/nr	L	60	67
01/23	Providence	22/nr	W	118	79
01/27	LSU *	21/nr	W	86	64
01/30	at Ole Miss *	21/nr	L	81	89
02/02	Tennessee *	23/nr	W	69	52
02/06	at Vanderbilt *	23/nr	L	69	73
02/10	at South Carolina *	W	72	66	
02/13	Mississippi State *	W	82	62	
02/16	at Florida *	nr/23	L	61	74
02/20	Kentucky *	nr/6	W	74	70
02/24	Auburn *	nr/2	W	104	88
02/27	at Alabama *	L	79	84	

SEC TOURNAMENT

Atlanta, Ga. • Georgia Dome

03/05	vs. Florida	22/21	W	75	74
03/06	vs. Mississippi State	22/nr	OT W	84	79
03/07	vs. Kentucky	22/14	L	63	76

NCAA WEST REGIONAL

Denver, Colo. • McNichols Arena

03/11	vs. Siena	17/nr	W	94	80
03/13	vs. Iowa	17/21	L	72	82

*Southeastern Conference games

Lineup (most starts)	Name	Pts.	Rebs.	Ast.
6-2	Sr. G	Pat Bradley	14.1	2.5
5-11	Sr. G	Kareem Reid	10.4	2.5
6-5	Jr. G	Chris Walker (tie)	7.1	3.9
6-8	Sr. F	Derek Hood	12.4	10.3
6-8	Fr. F	Chris Jefferies	7.7	3.9
7-0	So. C	Jason Jennings (tie)	4.3	2.7

1999-00

19-15, 7-9 (3rd West)

• SEC TOURNAMENT CHAMPION •

• NCAA FIRST ROUND •

Coach: Nolan Richardson

Date	Opponent	UA/Opp Rank	W/L	ARK OPP
11/22	Texas-Arlington	OT W	102	95

BIG ISLAND INVITATIONAL

Hilo, Hawaii • Atok-Chinen Civic Auditorium

11/26	vs. Mercer	W	71	54
11/27	vs. Iowa State	L	71	77
11/28	vs. Santa Clara	W	79	60
12/04	Jackson State	W	98	60
12/07	Oklahoma	L	52	66
12/15	vs. Texas-Pan American @ NLR	W	70	56
12/18	Mercer	W	85	60

ARKANSAS RAZORBACKS

YEAR-BY-YEAR RESULTS



Joe Johnson was named the SEC Newcomer of the Year in 2000 and went on to lead Arkansas to back-to-back NCAA Tournament appearances.

12/20	Wake Forest	nr/25	L	64	70
12/23	at Providence	L	81	87	
12/28	Alcorn State	W	102	59	
12/30	vs. Centenary @ NLR	W	73	55	
01/03	at Memphis	L	71	76	
01/05	Ole Miss *	W	71	64	
01/08	South Carolina *	L	65	76	
01/12	at Georgia *	W	74	54	
01/19	at Alabama *	L	64	73	
01/22	Mississippi State *	W	83	73	
01/26	at LSU *	L	75	96	
02/02	at Ole Miss *	L	82	87	
02/05	at Auburn *	nr/10	L	55	73
02/09	Alabama *	W	81	66	
02/12	at Mississippi State *	W	87	81	
02/15	Florida *	nr/11	L	71	80
02/19	LSU *	nr/16	L	67	78
02/23	Vanderbilt *	nr/24	W	78	63
02/26	at Kentucky *	nr/18	L	55	60
03/01	at Tennessee *	nr/11	L	66	73
03/05	Auburn *	nr/19	W	64	55

SEC TOURNAMENT

Atlanta, Ga. • Georgia Dome

03/09	vs. Georgia	W	71	64	
03/10	vs. Kentucky	nr/16	W	86	72
03/11	vs. LSU	nr/10	W	69	67
03/12	vs. Auburn	W	75	67	

NCAA SOUTH REGIONAL

Nashville, Tenn. • Gaylord Entertainment Center

03/17	vs. Miami (Fla.)	nr/23	L	71	75
-------	------------------	-------	---	----	----

*Southeastern Conference games

Lineup (most starts)	Name	Pts.	Rebs.	Ast.
6-1	So. G	Brandon Dean	8.5	2.0
6-4	So. G	Teddy Gipson (tie)	8.7	2.5
6-5	Sr. G	Chris Walker	10.8	4.5
6-8	Fr. G/F	Joe Johnson	16.0	5.7
6-7	Fr. F	Alonzo Lane	7.9	4.1
6-8	Fr. F	Carl Baker	4.4	4.2

2000-01

20-11, 10-6 (2nd West)

• NCAA First Round •

Coach: Nolan Richardson

Date	Opponent	UA/Opp Rank	W/L	ARK OPP
------	----------	-------------	-----	---------

JOHN THOMPSON FOUNDATION CLASSIC

Fayetteville, Ark. • Bud Walton Arena

11/17	Tennessee State	15/nr	W	90	68
11/18	Southern Miss	15/nr	L	54	63
11/22	Jackson State	24/nr	W	107	78
11/25	Louisiana-Monroe	24/nr	W	99	59
11/28	Centenary	25/nr	W	88	57
12/02	Memphis	25/nr	W	74	68
12/05	North Texas	21/nr	W	97	77
12/09	vs. Oklahoma State @ Tulsa	21/nr	L	73	74
12/20	Northwestern (La.) State	25/nr	W	115	47
12/23	at Oklahoma	25/18	OT L	79	88
12/30	Grambling State	W	121	66	
01/02	Maryland-Eastern Shore	W	100	40	
01/06	at Mississippi State *	L	73	87	
01/10	Ole Miss *	nr/20	L	48	53
01/13	at Vanderbilt *	L	64	81	



ARKANSAS RAZORBACKS

YEAR-BY-YEAR RESULTS

01/17	Auburn *	W	82	72	
01/20	Alabama *	nr/15	W	87	58
01/27	at LSU *	W	59	52	
01/31	at Ole Miss *	L	73	84	
02/03	Mississippi State *	W	83	72	
02/07	Tennessee *	nr/10 OT	W	82	77
02/10	at Florida *	nr/8	L	63	73
02/14	at Auburn *	L	63	71	
02/17	LSU *	W	87	70	
02/20	at South Carolina *	W	69	67	
02/25	Kentucky *	nr/13	W	82	78
02/28	at Alabama *	nr/20	W	66	63
03/03	Georgia *	W	82	67	

SEC TOURNAMENT

Nashville, Tenn. • Gaylord Entertainment Center

03/09	vs. LSU	W	77	72	
03/10	vs. Kentucky	nr/15	L	78	87

NCAA WEST REGIONAL

Boise, Idaho • Boise State Pavilion

03/15	Georgetown	nr/21	N	L	61	63
-------	------------	-------	---	---	----	----

*Southeastern Conference games

Lineup (most starts)	Name	Pts.	Rebs.	Ast.
6-4 Jr. G	Teddy Gipson	8.1	2.1	
6-2 Jr. G	Jannero Pargo	12.3	2.1	
6-8 So. G/F	Joe Johnson	14.2	6.4	2.6
6-8 So. F	Carl Baker	5.2	4.0	
6-9 So. F	Larry Satchell	3.7	3.5	

2001-02

14-15, 6-10 (T-4th West)

Coach: Nolan Richardson #

Date	Opponent	UA/Opp Rank	W/L	ARK	OPP
------	----------	-------------	-----	-----	-----

PRESEASON NIT

Fayetteville, Ark. • Bud Walton Arena

11/12	Maine	W	64	47	
11/16	Wake Forest	L	71	76	
11/18	Oral Roberts	W	71	57	
11/28	at Tulsa	W	79	75	
11/30	Oklahoma	L	54	69	
12/04	Texas State	W	90	68	
12/08	vs. Illinois @ (Chi. United Ctr)	nr/5	L	91	94
12/10	UNC Greensboro	W	89	74	
12/20	UT Chattanooga	W	98	84	
12/22	vs. Oklahoma State @ NLR	nr/6	L	76	85
12/29	Elon	W	96	52	
01/02	at Memphis	W	90	73	
01/05	at Auburn *	W	83	77	
01/08	Mississippi State *	nr/22	W	75	64
01/13	at LSU *	L	69	75	
01/16	South Carolina *	L	60	62	
01/19	Ole Miss *	L	64	70	
01/23	at Georgia *!	nr/15	L	67	81
01/26	Florida *	nr/5 OT	W	94	92
01/30	at Alabama *	nr/7	L	94	109
02/02	Auburn *	W	62	60	
02/09	at Ole Miss *	L	67	79	
02/13	at Tennessee *	L	53	64	
02/16	LSU *	L	63	67	
02/20	Alabama *	nr/5	W	67	59
02/23	at Kentucky *	nr/12	L	58	71
02/27	at Mississippi State *	L	83	89	
03/02	Vanderbilt * #	W	81	67	

SEC TOURNAMENT

Atlanta, Ga. • Georgia Dome

03/07	vs. Tennessee #	L	61	68
-------	-----------------	---	----	----

*Southeastern Conference games

! Georgia's victory vacated by the NCAA

Mike Anderson went 1-1 as interim head coach

Lineup (most starts)	Name	Pts.	Rebs.	Ast.
6-1 Sr. G	Brandon Dean	12.2	2.9	
6-2 Sr. G	Jannero Pargo	16.6	2.4	3.3
6-4 Sr. G	Teddy Gipson	7.6	1.8	
6-5 Fr. G	J.J. Sullinger (tie)	9.4	3.0	
6-8 Jr. F	Dionisio Gomez	5.1	5.0	
6-9 Jr. F	Larry Satchell (tie)	2.8	2.8	

2002-03

9-19, 4-12 (T-5th West)

Coach: Stan Heath

Date	Opponent	UA/Opp Rank	W/L	ARK	OPP
------	----------	-------------	-----	-----	-----

11/22	Jackson State	W	81	44	
11/26	at Oral Roberts	L	64	76	
11/30	Tulsa	nr/22	L	60	61
12/03	Troy State	L	66	74	
12/07	vs. Illinois @ NLR	nr/25	L	58	62
12/10	Louisiana Tech	W	72	60	
12/18	Sam Houston State	W	78	67	
12/21	Texas State	W	70	60	
12/28	Centenary	W	75	51	
12/30	at Oklahoma State	L	45	71	
01/02	Memphis	L	67	72	
01/08	at Alabama *	nr/4	L	51	61
01/11	Auburn *	L	37	52	
01/18	Georgia *!	nr/20	L	64	81
01/22	LSU *	W	73	65	
01/25	at Ole Miss *	L	54	73	
02/01	at Florida *	nr/4	L	66	77
02/05	Alabama *	nr/22	W	81	70
02/08	at Mississippi State *	nr/23	L	54	84
02/12	Tennessee *	L	62	70	
02/15	at South Carolina *	L	65	72	
02/19	Kentucky *	nr/2	L	50	66
02/22	at LSU *	L	56	75	
02/26	at Vanderbilt *	W	60	50	
03/01	Mississippi State *	nr/20	W	53	51
03/05	at Auburn *	L	54	69	
03/08	Ole Miss *	L	54	64	

SEC TOURNAMENT

New Orleans, La. • Louisiana Superdome

03/13	vs. LSU	L	56	85
-------	---------	---	----	----

*Southeastern Conference games

! Georgia's victory vacated by the NCAA

Lineup (most starts)	Name	Pts.	Rebs.	Ast.
----------------------	------	------	-------	------

6-1 Fr. G	Eric Ferguson	10.9	3.1	3.3
6-4 Fr. G/F	Jonathon Modica	11.5	4.5	
6-8 Sr. F	Carl Baker	3.3	4.1	
6-7 Sr. F	Alonzo Lane	4.0	2.9	
6-8 Sr. F	Dionisio Gomez	8.3	6.6	

2003-04

12-16, 4-12 (6th West)

Coach: Stan Heath

Date	Opponent	UA/Opp Rank	W/L	ARK	OPP
------	----------	-------------	-----	-----	-----

11/21	Nicholls State	W	89	60	
11/25	Grambling State	W	64	46	
11/29	vs. Jacksonville @ NLR	W	85	65	
12/03	Oral Roberts	W	77	71	
12/06	vs. Illinois @ Chi. United Ctr	nr/11	L	61	84
12/09	Southeast Missouri State	W	78	68	
12/17	Louisiana Tech	W	68	56	
12/20	Oklahoma State	L	58	73	
12/22	Western Carolina	OT	L	59	62
12/30	at Tulsa	W	81	74	
01/03	North Texas	W	96	61	
01/06	LSU *	L	55	66	
01/10	at Mississippi State *	nr/22	L	62	80
01/14	at Alabama *	L	65	81	
01/17	Ole Miss *	W	86	78	
01/21	at Auburn *	L	63	70	
01/24	Vanderbilt *	nr/22	W	70	62
01/31	at Georgia *	L	50	71	
02/04	Auburn *	W	74	52	
02/07	at LSU *	L	52	65	
02/11	at Tennessee *	L	65	69	
02/14	Mississippi State *	nr/6	L	70	77
02/18	at Kentucky *	nr/9	L	56	73
02/21	South Carolina *	nr/25	W	82	66
02/28	Florida *	L	68	73	
03/03	Alabama *	OT	L	68	72
03/06	at Ole Miss *	L	45	55	

SEC TOURNAMENT

Atlanta, Ga. • Georgia Dome

03/11	South Carolina	N	L	81	91
-------	----------------	---	---	----	----

*Southeastern Conference games

RAZORBACK RECORDS

Lineup (most starts)	Name	Pts.	Rebs.	Ast.
----------------------	------	------	-------	------

6-1 So. G	Eric Ferguson	8.1	2.6	2.8
6-7 Fr. G/F	Ronnie Brewer	12.2	5.5	3.4
6-4 So. F	Jonathon Modica	16.5	4.5	
6-8 Sr. F	Billy Pharis	5.5	2.9	
6-5 Fr. F	Olu Famutimi	7.0	3.5	

Lineup (most starts)	Name	Pts.	Rebs.	Ast.
----------------------	------	------	-------	------

6-1 Jr. G	Eric Ferguson	8.8	2.7	4.3
6-7 So. G	Ronnie Brewer	16.2	4.8	3.4
7-0 Fr. C	Steven Hill	2.3	2.3	1.8 blk
6-7 Fr. F	Charles Thomas	5.5	2.7	
6-5 So. F	Olu Famutimi	9.4	4.2	

2004-05

18-12, 6-10 (4th West)

Coach: Stan Heath

Date	Opponent	UA/Opp Rank	W/L	ARK	OPP
------	----------	-------------	-----	-----	-----

PARADISE JAM					
St. Thomas, U.S. Virgin Islands • UVI Sports & Fitness Center					
11/19	vs. Winthrop	W	72	49	
11/21	vs. Troy	W	89	54	
11/22	vs. Eastern Michigan	W	82	64	
11/27	Gardner Webb	W	79	63	
11/30	Tulsa	W	85	73	
12/04	vs. Illinois @ NLR	nr/3	L	60	72
12/07	at Missouri	W	62	52	
12/16	Tennessee State	W	96	68	
12/18	Prairie View A&M	W	102	50	
12/20	Lipscomb	W	83	54	
12/23	Hartford	W	87	55	
12/29	Jacksonville State	W	73	67	
12/31	Louisiana-Monroe	W	85	43	
01/05	Ole Miss *	W	69	46	
01/08	at Florida *	L	74	82	
01/11	Alabama *	nr/21	L	61	64
01/15	at Mississippi State *	nr/11	L	55	80
01/19	at LSU *	OT	L	63	66
01/22	Auburn *	W	95	59	
01/29	Kentucky *	nr/6	L	67	68
02/02	at South Carolina *	L	52	64	
02/05	at Ole Miss *	W	66	65	
02/09	Georgia *	W	62	47	
02/12	LSU *	W	65	62	
02/16	at Alabama *	nr/16	L	63	72
02/19	at Vanderbilt *	L	65	79	
02/26	Tennessee *	W	70	68	
03/01	Mississippi State *	L	55	57	
03/05	at Auburn *	L	64	77	

SEC TOURNAMENT

Atlanta, Ga. • Georgia Dome

03/10	vs. Tennessee	L	46	65
-------	---------------	---	----	----

*Southeastern Conference games

2005-06

22-10, 10-6 (T-2nd West)

• NCAA FIRST ROUND •

Coach: Stan Heath

Date	Opponent	UA/Opp Rank	W/L	ARK	OPP
------	----------	-------------	-----	-----	-----

11/18	Portland State	W	107	69	
MAUI INVITATIONAL					
Maui, Hawaii • Lahaina Civic Center					
11/21	vs. Connecticut	nr/3	L	68	77
11/22	vs. Kansas	W	65	64	
11/23	vs. Maryland	nr/23	L	62	75
11/26	Radford	W	75	55	
11/30	Southern Miss	W	77	35	
12/02	Missouri	W	66	63	
12/06	Texas State	W	73	67	
12/15	Missouri State	W	79	75	
12/17	vs. Rice @ NLR	W	80	61	
12/21	vs. Texas Tech @ Dallas	W	78	65	
12/30	Texas-Pan American	W	66	38	
01/01	Western Illinois	W	83	54	
01/07	at Mississippi State *	L	67	69	
01/11	LSU *	L	58	63	
01/14	Vanderbilt *	W	78	66	
01/18	at Alabama *	OT	L	75	78
01/22	Auburn *	W	68	52	
01/25	Ole Miss *	W	71	58	
01/29	at Kentucky *	L	76	78	
02/04	South Carolina *	W	73	59	
02/09	Georgia *	W	67	78	
02/11	Auburn *	W	84	64	
02/15	at Ole Miss *	L	70	73	
02/18	Florida*	nr/10 OT	W	85	81
02/21	Alabama*	W	65	63	
02/25	at Tennessee*	nr/10	W	73	69
03/01	Mississippi State*	W	80	70	
03/05	at Georgia*	W	74	57	
SEC TOURNAMENT					
Nashville, Tenn. • Gaylord Entertainment Center					
03/10	vs. Georgia	W	80	67	
03/11	vs. Florida	nr/16	L	71	74



Patrick Beverley was named the SEC Freshman (Coaches) and Newcomer (Media) of the Year in 2007 and added second team All-SEC honors.



RAZORBACK RECORDS

NCAA OAKLAND REGIONAL				
Dallas, Texas • American Airlines Center				
03/17	vs. Bucknell		L	55 59

*Southeastern Conference games

Lineup (most starts)	Name	Pts.	Rebs.	Ast.
6-5 Sr. G	Dontell Jefferson	3.2	3.1	4.4
6-7 Jr. G	Ronnie Brewer	18.4	4.8	3.3
6-5 Sr. G	Jonathon Modica	16.1	4.0	
7-0 So. C	Steven Hill	3.0	3.5	2.8 blk
6-8 So. F	Charles Thomas	9.7	5.0	

2006-07 21-14, 7-9 (T-3rd West) • NCAA FIRST ROUND • Coach: Stan Heath

Date	Opponent	UA/Opp Rank	W/L	ARK OPP
11/10	Seahost Missouri State		W	92 52
11/18	Stephen F. Austin		W	70 59

OLD SPICE CLASSIC

Orlando, Fla. • Milk House (Wide World of Sports Complex)

11/23	vs. Southern Illinois	OT	W	61 53
11/24	vs. Marist		W	73 64
11/26	vs. West Virginia		W	71 64
11/30	at Missouri		L	64 86
12/02	Missouri-Kansas City		W	71 61
12/05	Central Michigan		W	75 59
12/14	Oakland		W	91 57
12/16	vs. Texas Tech @ NLR		L	56 71
12/20	at Texas		L	76 80
12/22	Oral Roberts		W	68 56
12/30	Louisiana Tech		W	80 50
01/02	Tulsa		W	68 59
01/06	Alabama *	nr/8	W	88 61
01/09	at Florida *	nr/2	L	72 79
01/13	at Ole Miss *		L	72 74
01/17	Georgia *		L	64 67
01/20	LSU *	nr/16	W	72 52
01/24	at South Carolina *		L	60 66
01/27	at Alabama *	nr/12	W	63 57
02/03	Kentucky *	nr/24	L	74 82
02/07	Auburn *		W	65 57
02/10	at LSU *		L	67 71
02/14	at Mississippi State *		L	60 84
02/17	Ole Miss *		W	83 66
02/21	at Auburn *		L	59 67
02/24	Tennessee *		L	72 83
02/28	Mississippi State *		W	67 58
03/03	at Vanderbilt *	nr/19	W	82 67

SEC TOURNAMENT

Atlanta, Ga. • Georgia Dome

03/08	vs. South Carolina		W	82 52
03/09	vs. Vanderbilt		W	72 71
03/10	vs. Mississippi State		W	81 72
03/11	vs. Florida	nr/6	L	56 77

NCAA EAST REGIONAL

Spokane, Wash. • Spokane Arena

03/16	vs. Southern California	nr/23	L	60 77
-------	-------------------------	-------	---	-------

*Southeastern Conference games

Lineup (most starts)	Name	Pts.	Rebs.	Ast.
6-0 Jr. G	Gary Ervin	9.9	3.6	4.8
6-1 Fr. G	Patrick Beverley	13.9	4.5	3.1
7-0 Jr. C	Steven Hill	6.2	4.4	2.8 blk
6-8 Jr. F	Charles Thomas	10.7	5.7	
6-6 Jr. F	Sonny Weems	11.8	4.8	2.1

2007-08 23-12, 9-7 (2nd West) NCAA SECOND ROUND Coach: John Pelphey

Date	Opponent	UA/Opp Rank	W/L	ARK OPP
11/9	Wofford	19/nr	W	67 45

O'REILLY AUTO PARTS ESPNU TIP-OFF

San Juan, P.R. • Coliseo de Puerto Rico

11/15	vs. College of Charleston	18/nr	W	75 49
11/16	vs. Providence	18/nr	L	51 67
11/18	vs. Virginia Commonwealth	18/nr	W	70 60
11/24	Delaware State		W	89 67

11/28	Missouri		W	94 91
12/01	Oral Roberts		W	62 51
12/03	Missouri State		W	70 51
12/12	Texas-San Antonio		W	67 42
12/15	at Oklahoma		L	72 83
12/19	Northwestern State		W	90 59
12/22	vs. Appalachian State @ NLR		L	67 74
12/29	Louisiana-Monroe		W	85 60
01/05	vs. Baylor @ Dallas		W	85 78
01/10	at Auburn *		W	76 70
01/13	Alabama *	OT	W	71 67
01/16	South Carolina *		L	66 70
01/19	at Georgia *		L	69 82
01/26	at LSU *		W	68 52
01/30	Mississippi State *	nr/25*	W	78 58
02/02	Florida *	nr/20	W	80 61
02/09	Ole Miss *		W	75 69
02/13	at Tennessee *	nr/4	L	71 93
02/16	at Mississippi State *		L	74 80
02/20	LSU *		W	87 61
02/23	at Kentucky *		L	58 63
02/27	at Alabama *		L	56 59
03/01	Vanderbilt *	nr/18	W	78 73
03/04	at Ole Miss *		L	72 81
03/08	Auburn *		W	77 64

SEC TOURNAMENT

Atlanta, Ga. • Georgia Dome / Alexander Memorial Coliseum

03/14	vs. Vanderbilt (@ Ga. Dome)	nr/18	W	81 75
03/15	vs. Tennessee (@ Ga. Tech)	nr/4	W	92 91
03/16	vs. Georgia (@ Ga. Tech)		L	57 66

NCAA TOURNAMENT

Raleigh, N.C. • RBC Center

03/21	vs. Indiana	nr/24*	W	86 72
03/23	vs. North Carolina	nr/1	L	77 108

*Southeastern Conference games

*USA Today/ESPN Coaches Poll

Lineup (most starts)	Name	Pts.	Rebs.	Ast.
6-2 So. G	Stefan Welsh	5.3	1.4	2.1
6-1 So. G	Patrick Beverley	12.1	6.6	2.4
7-0 Sr. C	Steven Hill	4.2	2.9	2.1 blk
6-8 Sr. F	Charles Thomas	9.2	4.5	
6-6 Sr. F	Sonny Weems	15.0	4.5	2.6

2008-09 14-16, 2-14 (6th West) Coach: John Pelphey

Date	Opponent	UA/Opp Rank	W/L	ARK OPP
11/14	Southeastern Louisiana	OT	W	91 87
11/20	Cal-Davis		W	68 59
11/22	at Missouri State		L	57 62
11/26	at South Alabama		W	79 77
11/29	Florida A&M		W	86 61
12/03	Texas Southern		W	80 61
12/10	North Carolina Central		W	98 70

JIM THORPE CLASSIC

Fayetteville Ark. • Bud Walton Arena

12/17	Austin Peay		W	89 80
12/20	Stephen F. Austin		W	67 51
12/27	Northwestern State		W	95 56
12/30	Oklahoma	nr/4	W	96 88
01/03	vs. North Texas @ NLR		W	86 75
01/06	Texas	nr/7	W	67 61
01/10	Mississippi State *		L	56 70
01/14	at Ole Miss *		L	65 74
01/17	at Florida *		L	65 80
01/24	Auburn *		L	51 73
01/29	Alabama *		W	89 80
01/31	at LSU *		L	69 79
02/04	Tennessee *		L	72 74
02/07	at Mississippi State *		L	77 86
02/11	at Auburn *		L	62 75
02/14	Kentucky *		L	63 79
02/18	LSU *	nr/23	L	69 72
02/21	at South Carolina *	OT	L	78 82
02/25	at Alabama *		L	67 88
03/01	Georgia *		W	89 67
03/04	Ole Miss *	OT	L	91 98
03/08	at Vanderbilt *		L	58 75

ARKANSAS RAZORBACKS

YEAR-BY-YEAR RESULTS

SEC TOURNAMENT				
Tampa, Fla. • St. Pete Times Forum				
03/12	vs. Florida		L	58 73

*Southeastern Conference games

Lineup (most starts)	Name	Pts.	Rebs.	Ast.
5-11 Fr. G	Courtney Fortson	14.8	5.5	5.9
6-0 Fr. G	Rotnei Clarke	12.2	1.9	
6-3 Jr. G	Stefan Welsh	11.5	2.9	2.1
6-9 Jr. F	Michael Washington	15.5	9.8	
6-8 Fr. F	Michael Sanchez	5.9	4.9	

2009-10 14-18, 7-9 (3rd West) Coach: John Pelphey

Date	Opponent	UA/Opp Rank	W/L	ARK OPP
11/13	Alcorn State		W	130 68

HALL OF FAME SHOWCASE

St. Louis, Mo. • Scottrade Center / Bud Walton Arena

11/17	vs. Louisville @ STL	nr/20	L	66 96
11/20	Appalachian State	OT	W	81 72
11/24	Morgan State		L	94 97
11/27	East Tennessee State		L	85 94
11/29	South Alabama		L	61 74
12/02	at Oklahoma		L	47 67
12/05	Mississippi Valley State		W	91 54
12/07	Delaware State		W	71 53
12/16	Alabama State		W	76 51
12/19	Stephen F. Austin		W	72 69
12/22	Missouri State	OT	W	66 62
12/30	vs. Baylor @ NLR		L	47 70
01/02	UAB	nr/24	L	72 73
01/05	Texas	nr/2	L	85 96
01/14	at Mississippi State *		L	80 82
01/16	Alabama *		W	71 59
01/21	Florida *		L	66 71
01/23	at Kentucky *	nr/2	L	70 101
01/28	Mississippi State *		W	67 62
01/31	at Ole Miss *	nr/18	W	80 73
02/03	at Georgia *		W	72 68
02/06	Auburn *	OT	W	82 79
02/10	LSU *		W	87 52
02/13	at Alabama *		L	68 73
02/17	South Carolina *		W	92 79
02/20	at Auburn *		L	83 92
02/24	at LSU *		L	54 64
02/27	Vanderbilt *	nr/16	L	72 89
03/03	at Tennessee *	nr/16	L	73 80
03/06	Ole Miss *		L	66 68

SEC TOURNAMENT

Nashville, Tenn. • Sommet Center

03/11	vs. Georgia		L	64 77
-------	-------------	--	---	-------

*Southeastern Conference games

Lineup (most starts)	Name	Pts.	Rebs.	Ast.
5-11 So. G	Courtney Fortson	17.9	5.2	5.7
6-0 So. G	Rotnei Clarke	15.1	2.4	
6-3 Jr. G	Marcus Britt	3.9	2.7	
6-9 Sr. F	Mike Washington	12.5	6.1	
6-7 Fr. F	Marshawn Powell	14.9	6.7	

2010-11 18-13, 7-9 (T-3rd West) Coach: John Pelphey

Date	Opponent	UA/Opp Rank	W/L	ARK OPP
11/18	Grambling State		W	75 52
11/22	Florida Gulf Coast		W	90 47
11/24	Seahost Missouri State		W	66 56
11/26	vs. UAB @ NLR	OT	L	65 70
12/01	Oklahoma		W	84 74
12/04	Troy		W	75 60

SEC/BIG EAST INVITATIONAL

Louisville, Ky. • Freedom Hall

12/08	vs. Seton Hall		W	71 62	
12/15	Mississippi Valley State		W	87 64	
12/18	vs. Texas A&M @ Dallas	nr/25	OT	L	62 71
12/22	Texas Southern		W	67 59	
12/29	North Carolina A&T		W	87 59	

12/31	Texas-Arlington		W	87 74
01/04	at Texas	nr/12	L	46 79
01/08	Tennessee *		W	68 65
01/12	at LSU *		L	53 56
01/15	Alabama *		W	70 65
01/19	at South Carolina *		L	74 81
01/22	at Florida *		L	43 75
01/25	Auburn *		W	73 64
01/29	at Vanderbilt *	nr/19	W	89 78
02/02	Georgia *		L	59 60
02/05	Ole Miss *		L	60 69
02/09	at Mississippi State *		L	



Bobby Portis recorded a double-double (15 points and 13 rebounds) in leading Arkansas to a 56-53 win over Wofford in the 2015 NCAA Tournament.

2012-13 19-13, 10-8 (7th) Coach: Mike Anderson

Date	Opponent	UA/Opp Rank	W/L	ARK OPP
11/9	Sam Houston State		W	73 68
LAS VEGAS INVITATIONAL <i>Budd Walton Arena / Orleans Arena</i>				
11/18	Longwood		W	112 63
11/20	Florida A&M		W	89 60
11/23	vs. Arizona State @ LV		L	68 83
11/24	vs. Wisconsin @ LV		L	70 77
11/30	Syracuse	nr/6	L	82 91
12/04	Oklahoma		W	81 78
12/08	at Michigan	nr/3	L	67 80
12/15	Alcorn State		W	97 59
12/20	Robert Morris		W	79 74
12/22	vs. Alabama A&M @ NLR		W	95 68
12/29	Northwestern State		W	79 61
01/05	Delaware State		W	86 51
01/09	at Texas A&M *		L	51 69
01/12	Vanderbilt *		W	56 33
01/16	Auburn *	2OT	W	88 80
01/19	at Ole Miss *		L	64 76
01/23	Mississippi State *		W	96 70
01/26	at South Carolina *		L	54 75
01/31	at Alabama *		L	56 59
02/02	Tennessee *		W	73 60
02/05	Florida *	nr/2	W	80 69
02/09	at Vanderbilt *		L	49 67
02/13	at Auburn *		W	83 75
02/16	Missouri *		W	73 71
02/21	Georgia *		W	62 60
02/23	at Florida *	nr/5	L	54 71
02/27	at LSU *		L	60 65
03/02	Kentucky *		W	73 60
03/05	at Missouri *		L	63 93
03/09	Texas A&M *		W	73 62
SEC TOURNAMENT <i>Nashville, Tenn. • Bridgestone Arena</i>				
03/14	vs. Vanderbilt		L	72 75

*Southeastern Conference games

Lineup (most starts)	Name	Pts.	Rebs.	Ast.
6-3 So. G	BJ Young	15.2	3.5	3.4
6-2 Jr. G	Mardracus Wade	6.5	1.5	
6-3 Jr. G	Rickey Scott	4.3	2.0	1.4
6-7 Jr. F	Marshawn Powell	14.5	5.4	
6-10 So. F	Hunter Mickelson	5.4	3.5	

2013-14 22-12, 10-8 (5th) • NIT SECOND ROUND • Coach: Mike Anderson

Date	Opponent	UA/Opp Rank	W/L	ARK OPP
11/8	SIU-Edwardsville		W	99 65
11/15	Louisiana-Lafayette		W	76 63
11/18	SMU		W	89 78
EA SPORTS MAUI INVITATIONAL <i>Maui, Hawaii • Lahaina Civic Center</i>				
11/25	vs. California		L	77 85
11/26	vs. Minnesota		W	87 73
11/27	vs. Gonzaga	nr/11	L	81 91
SEC TOURNAMENT <i>Nashville, Tenn. • Bridgestone Arena</i>				
03/13	vs. South Carolina		L	69 71

SEC TOURNAMENT Atlanta, Ga. • Georgia Dome

03/13 vs. South Carolina L 69 71

NIT FIRST ROUND

03/18 Indiana State W 91 71

NIT SECOND ROUND

03/24 at California L 64 75

*Southeastern Conference games

Lineup (most starts)	Name	Pts.	Rebs.	Ast.
6-2 Sr. G	Fred Gulley III	3.9	1.8	1.9
6-5 Jr. G	Rashad Madden	12.7	2.8	2.7
6-6 So. G	Michael Qualls	11.6	4.5	1.9
6-7 Sr. F	Coty Clarke	9.4	5.6	2.4
6-10 Fr. F	Bobby Portis	12.3	6.8	1.5

2014-15 27-9, 13-5 (2nd) • NCAA THIRD ROUND • Final Ranking: #21 (AP) / #20 (ESPN/USA Today) Coach: Mike Anderson

Date	Opponent	UA/Opp Rank	W/L	ARK OPP
11/16	Alabama State		W	97 79
11/19	Wake Forest		W	83 53
11/21	Delaware State		W	99 71
11/25	at SMU		W	78 72
11/28	North Texas	25/nr	W	89 73
11/30	Iona	25/nr	W	94 77

SEC/BIG 12 CHALLENGE

12/04	at Iowa State	18/20	L	77 95
12/07	at Clemson	18/nr	OT	L 65 68
12/13	Dayton		W	69 55
12/20	vs. Southeast Missouri St. @NLR		W	84 67
12/22	Milwaukee		W	84 54
12/28	Northwestern State		W	100 92
01/03	Utah Valley		W	79 46
01/06	at Georgia *	23/nr	W	79 75
01/10	Vanderbilt *	23/nr	W	82 70
01/13	at Tennessee *	19/nr	L	69 74
01/17	Ole Miss *	19/nr	L	82 96
01/22	Alabama *		OT	W 93 91
01/24	at Missouri *		W	61 60
01/27	Tennessee *		W	69 64
01/31	at Florida *		L	56 57
02/03	South Carolina *		W	75 55
02/07	Mississippi State *		W	61 41
02/10	at Auburn *	24/nr	W	101 87
02/14	at Ole Miss *	24/nr	W	71 70
02/18	Missouri *	18/nr	W	84 69
02/21	at Mississippi State *	18/nr	W	65 61
02/24	Texas A&M *	18/nr	W	81 75
02/28	at Kentucky *	18/1	L	67 84
03/05	at South Carolina *	18/nr	W	78 74
03/07	LSU *	18/nr	L	78 81

SEC TOURNAMENT

Nashville, Tenn. • Bridgestone Arena

03/13	vs. Tennessee	21/nr	W	80 72
03/14	vs. Georgia	21/nr	W	60 49
03/15	vs. Kentucky	21/1	L	63 78

NCAA SOUTH REGIONAL

Jacksonville, Fla. • Veterans Memorial Arena

03/19	vs. Wofford	21/nr	W	56 53
03/21	vs. North Carolina	21/15	L	78 87

*Southeastern Conference games

Lineup (most starts)	Name	Pts.	Rebs.	Ast.
6-0 Fr. G	Anton Beard	5.7	1.9	1.5
6-5 Sr. G	Rashad Madden	9.6	3.7	4.5
6-6 Jr. G	Michael Qualls	15.9	5.3	1.7
6-6 Rsr. F	Alandise Harris	7.6	3.3	1.5
6-10 So. F	Bobby Portis	17.5	8.9	1.2

2015-16 16-16, 9-9 (T-8th) Coach: Mike Anderson

Date	Opponent	UA/Opp Rank	W/L	ARK OPP
11/13	Southern		W	86 68

NIT TIP-OFF

Bud Walton Arena / Barclays Center

11/18	Akron		L	80 88
11/20	Charleston Southern		W	93 75
11/26	vs. Georgia Tech @ Brooklyn		L	73 83
11/27	vs. Stanford @ Brooklyn		L	66 69
12/01	Northwestern State		W	117 78
12/04	at Wake Forest		L	85 88
12/08	Evansville		W	89 76
12/12	Tennessee Tech		W	83 57
12/19	vs. Mercer @ NLR		L	66 69
12/22	North Florida		W	97 72
12/30	at Dayton		OT	L 81 85
01/02	at Texas A&M *	nr/20	L	69 92
01/05	Vanderbilt *		OT	W 90 85
01/09	Mississippi State *		W	82 68

01/12	at Missouri *		W	94 61
01/16	at LSU *		L	74 76
01/21	Kentucky *	nr/23	L	66 80
01/23	at Georgia *		OT	L 73 76
01/27	Texas A&M *	nr/5	W	74 71

SEC/BIG 12 CHALLENGE

01/30	Texas Tech		OT	W 75 68
02/03	at Florida *		L	83 87
02/06	Tennessee *		W	85 67
02/09	at Mississippi State *		L	46 78
02/13	at Ole Miss *		L	60 76
02/17	Auburn *		L	86 90
02/20	Missouri *		W	84 72
02/23	LSU *		W	85 65
02/27	at Tennessee *		W	75 65
03/02	at Alabama *		W	62 61
03/05	South Carolina *		L	61 76

SEC TOURNAMENT

Nashville, Tenn. • Bridgestone Arena

03/10	vs. Florida		L	61 68
-------	-------------	--	---	-------

*Southeastern Conference games

Lineup (most starts)	Name	Pts.	Rebs.	Ast.
6-3 Sr. G	Anthlon Bell	15.7	2.9	1.2
6-1 Sr. G	Jabril Durham	6.2	3.5	6.4
6-3 Jr. G	Dusty Hannahs	16.5	2.4	0.9
6-7 Rsr. F	Keaton Miles	2.9	2.8	0.9
6-10 Jr. F	Moses Kingsley	15.9	9.3	1.2

2016-17 26-10, 12-6 (T-3rd) • NCAA SECOND ROUND • Coach: Mike Anderson

Date	Opponent	UA/Opp Rank	W/L	ARK OPP
11/11	Fort Wayne		W	92 83
11/14	Southern Illinois		W	90 65
11/18	Texas-Arlington		W	71 67
11/22	at Minnesota		L	71 85
11/28	Mount St. Mary's		W	89 76
12/01	Stephen F. Austin		W	78 62
12/03	Austin Peay		W	99 62
12/06	Houston		W	84 72
12/10	North Florida		W	91 76
12/17	vs. Texas @ Houston		W	77 74
12/20	North Dakota State		W	71 55
12/22	vs. Sam Houston State @ NLR		W	90 56
12/29	Florida *	nr/25	L	72 81
01/03	at Tennessee *		W	82 78
01/07	at Kentucky *	nr/6	L	71 97
01/10	Mississippi State *		L	78 84
01/14	Missouri *		W	92 73
01/17	at Texas A&M *		W	62 60
01/21	LSU *		W	99 86
01/24	at Vanderbilt *		W	71 70

SEC/BIG 12 CHALLENGE

01/28	at Oklahoma State		L	71 99
02/01	Alabama *		W	87 68
02/04	at Missouri *		L	78 83
02/07	Vanderbilt *		L	59 72
02/11	at LSU *		W	78 70
02/15	at South Carolina *	nr/21	W	83 76
02/18	Ole Miss *		W	98 80
02/22	Texas A&M *		W	86 77
02/25	at Auburn *		W	79 68
03/01	at Florida *	nr/12	L	65 78
03/04	Georgia *		W	85 67

SEC TOURNAMENT

Nashville, Tenn. • Bridgestone Arena

03/10	vs. Ole Miss		W	73 72
03/11	vs. Vanderbilt		W	76 62
03/12	vs. Kentucky	nr/8	L	65 82

NCAA SOUTH REGIONAL

Greenville, S.C. • Bon Secours Wellness Arena

03/17	vs. Seton Hall		W	77 71
03/19	vs. North Carolina	nr/6	L	65 72

*Southeastern Conference games





Daniel Gafford was a consensus first team All-SEC pick and honorable mention All-America in 2018. Of his 372 career field goals made, 161 (43 percent) were dunks. He added 141 blocked shots in just two seasons.

Lineup (most starts)	Name	Pts.	Rebs.	Ast.
6-3 Sr. G	Dusty Hannahs	14.4	1.7	1.2
6-3 Sr. G	Manuale Watkins	6.0	4.0	1.8
6-3 Jr. G	Jaylen Barford	12.8	3.8	2.0
6-8 Jr. F	Dustin Thomas	5.3	3.8	1.1
6-10 Sr. F	Moses Kingsley	12.0	7.7	1.4

2017-18
23-12, 10-8 (T-4th)
• NCAA FIRST ROUND •
Coach: Mike Anderson

Date	Opponent	UA/Opp Rank	W/L	ARK OPP
11/10	Samford		W	95 65
11/12	Bucknell		W	101 73
11/17	Fresno State		W	83 75

PK80 PHIL KNIGHT INVITATIONAL
Portland, Ore. • Moda Center

11/23	vs. Oklahoma		W	92 83
11/24	vs. North Carolina	nr/9	L	68 87
11/26	vs. Connecticut		W	102 67
12/02	at Houston		L	65 91
12/05	Colorado State		W	92 66
12/09	Minnesota	nr/14	W	95 79
12/16	vs. Troy @ NLR		W	88 63
12/19	Oral Roberts		W	104 69
12/27	CSU Bakersfield		W	95 68
12/30	Tennessee *	nr/19	OT W	95 93
01/02	at Mississippi State *	22/nr	L	75 78
01/06	at Auburn *	22/nr	L	77 88
01/10	LSU *		L	54 75
01/13	Missouri *		W	65 63
01/17	at Florida *		L	73 88
01/20	Ole Miss *		W	97 93
01/23	at Georgia *	20T	W	80 77

SEC/BIG 12 CHALLENGE

01/27	Oklahoma State		W	66 65
01/30	at Texas A&M *		L	66 80
02/03	at LSU *		L	86 94
02/06	South Carolina *		W	81 65
02/10	Vanderbilt *		W	72 54
02/13	at Ole Miss *		W	75 64
02/17	Texas A&M *	nr/21	W	94 75
02/20	Kentucky *		L	72 87
02/24	at Alabama *		W	76 73
02/27	Auburn *	nr/14	W	91 82
03/03	at Missouri *		L	67 77

SEC TOURNAMENT
St. Louis, Mo. • Scottrade Center

03/08	vs. South Carolina		W	69 64
03/09	vs. Florida	nr/23	W	80 72
03/10	vs. Tennessee	nr/13	L	66 84

NCAA EAST REGIONAL
Detroit, Mich. • Little Caesars Arena

03/16	vs. Butler		L	62 79
-------	------------	--	---	-------

*Southeastern Conference games

Lineup (most starts)	Name	Pts.	Rebs.	Ast.
6-3 Sr. G	Jaylen Barford	17.9	3.9	2.5
6-3 Sr. G	Daryl Macon	16.8	2.9	3.9
6-0 Sr. G	Anton Beard	9.5	2.6	3.0
6-11 Fr. F	Daniel Gafford	11.8	6.2	2.2 Blk
6-6 So. F	Adrio Bailey	4.1	2.5	0.

2018-19
18-16, 8-10 (T-9th)
• NIT SECOND ROUND •
Coach: Mike Anderson

ESPN ARMED FORCES CLASSIC
El Paso, Texas (Fort Bliss) • Biggs Gym

11/09	vs. Texas		OT	L	71 73
-------	-----------	--	----	---	-------

HARDWOOD CLASSIC
Bud Walton Arena

11/12	UC Davis		W	81 58	
11/18	Indiana		W	73 72	
11/21	Montana State		W	90 68	
11/23	Texas-Arlington		W	78 60	
12/01	FIU		W	121 89	
12/05	at Colorado State		W	98 74	
12/08	Western Kentucky		L	77 78	
12/15	vs. Texas-San Antonio @ NLR		W	79 67	
12/19	Georgia Tech		L	54 69	
12/22	Texas State		W	73 70	
12/28	Austin Peay		W	76 65	
01/05	at Texas A&M *		W	73 71	
01/09	Florida *		L	51 57	
01/12	LSU *		OT	L	88 94
01/15	at Tennessee *	nr/13	L	87 106	
01/19	at Ole Miss *	nr/18	L	67 84	
01/23	Missouri *		W	72 60	

SEC/BIG 12 CHALLENGE

01/26	at Texas Tech	nr/13	L	64 67
01/29	Georgia *		W	70 60
02/02	at LSU *	nr/19	W	90 89
02/05	Vanderbilt *		W	69 66
02/09	at South Carolina *		L	65 77
02/12	at Missouri *		L	78 79
02/16	Mississippi State *		L	67 77
02/20	at Auburn *		L	56 79
02/23	Texas A&M *		L	80 87
02/26	at Kentucky *	nr/4	L	66 70
03/02	Ole Miss *		W	74 73
03/06	at Vanderbilt *		W	84 48
03/09	Alabama *		W	82 70

SEC TOURNAMENT

Nashville, Tenn. • Bridgestone Arena

03/14	vs. Florida		L	50 66
-------	-------------	--	---	-------

NIT FIRST ROUND

03/19	at Providence		W	84 72
-------	---------------	--	---	-------

NIT SECOND ROUND

03/23	at Indiana		L	60 63
-------	------------	--	---	-------

*Southeastern Conference games

Lineup (most starts)	Name	Pts.	Rebs.	Ast.
6-5 Fr. G	Isaiah Joe	13.9	2.8	1.7
6-2 RSo. G	Jalen Harris	7.6	2.9	5.6
6-5 So. G	Mason Jones	13.6	3.9	2.8
6-11 So. F	Daniel Gafford	16.9	8.7	2.0 Blk
6-6 Jr. F	Adrio Bailey	5.6	3.0	0.7

2019-20
20-12, 7-11 (T-10th)
Coach: Eric Musselman

Date	Opponent	UA/Opp Rank	W/L	ARK OPP	
11/05	Rice		W	91 43	
11/12	North Texas		W	66 43	
11/16	Montana +		W	64 46	
11/19	Texas Southern +		W	82 51	
11/22	South Dakota +		W	77 56	
11/25	at Georgia Tech		OT	W	62 61
11/30	Northern Kentucky +		W	66 60	
12/03	Austin Peay		W	69 61	
12/07	at Western Kentucky		OT	L	79 86
12/14	Tulsa		W	98 79	
12/21	vs. Valparaiso @ NLR		W	72 68	
12/29	at Indiana		W	71 64	
01/04	Texas A&M *		W	69 59	
01/08	at LSU *		L	77 79	
01/11	at Ole Miss *		W	76 72	
01/15	Vanderbilt *		W	75 55	
01/18	Kentucky *	nr/10	L	66 73	
01/22	at Mississippi State *		L	70 77	

SEC/BIG 12 CHALLENGE

01/25	TCU		W	78 67	
01/29	South Carolina *		L	77 70	
02/01	at Alabama *		W	82 78	
02/04	Auburn *	nr/11	OT	L	76 79
02/08	at Missouri *		OT	L	79 83
02/11	at Tennessee *		L	61 82	
02/15	Mississippi State *		L	77 78	
02/18	at Florida *		L	59 73	
02/22	Missouri *		W	78 68	
02/26	Tennessee *		W	86 69	
02/29	at Georgia *		L	89 99	

03/04	LSU *		W	99 90
03/07	at Texas A&M *		L	69 77

SEC TOURNAMENT

Nashville, Tenn. • Bridgestone Arena

03/11	vs. Vanderbilt		W	86 73
-------	----------------	--	---	-------

03/12 South Carolina - Canceled due to COVID 19 -

NOTE: On Feb. 12, the SEC/NCAA canceled all postseason games

*Southeastern Conference games

+ - College Hoops Roadshow - Razorback Regional

Lineup (most starts)	Name	Pts.	Rebs.	Ast.
6-3 GrSr. G	Jimmy Whitt Jr.	14.0	5.1	2.2
6-1 So. G	Desi Sills	10.6	3.0	1.2
6-5 So. G	Isaiah Joe	16.9	4.1	1.7
6-5 Jr. G	Mason Jones	22.0	5.5	3.4
6-6 Sr. F	Adrio Bailey	6.3	4.4	1.4 Blk

2020-21
25-7, 13-4 (2nd)
• NCAA REGIONAL FINAL •
• ELITE 8 •
Final Ranking: #10 (AP)
#6 (USA Today)
Coach: Eric Musselman

Date	Opponent	UA/Opp Rank	W/L	ARK OPP
11/25	Mississippi Valley State		W	142 62
11/28	North Texas		W	69 54
12/02	Texas-Arlington		W	72 60
12/05	Lipscomb		W	86 50
12/09	Southern Univ.		W	79 44
12/12	Central Arkansas		W	100 75
12/20	Oral Roberts		W	87 76
12/22	Abilene Christian		W	85 72
12/30	at Auburn *		W	97 85
01/02	Missouri *	nr/12	L	68 81
01/06	at Tennessee *	nr/9	L	74 79
01/09	Georgia *		W	99 69
01/13	at LSU *		L	76 92
01/16	at Alabama *	nr/24*	L	59 90
01/20	Auburn *		W	75 73
01/23	at Vanderbilt *		W	82 71
01/27	Ole Miss *		W	74 59

SEC/BIG 12 CHALLENGE

01/30	at Oklahoma State		L	77 81	
02/02	Mississippi State *		W	61 45	
02/09	at Kentucky *		W	81 80	
02/13	at Missouri *	nr/10	OT	W	86 81
02/16	Florida *	24/hr	W	75 64	
02/24	Alabama *	20/6	W	81 66	
02/27	LSU *	20/hr	W	83 75	



Moses Moody was the first "one-and-done" in Arkansas history. He was consensus Freshman (Coaches) and Newcomer (Media) of the Year, was consensus first team All-SEC, earned All-America honors and was a 2021 NBA lottery pick.



YEAR-BY-YEAR RESULTS

03/02	at South Carolina *	12/nr	W	101	73
03/06	Texas A&M *	12/nr	W	87	80

SEC TOURNAMENT

Nashville, Tenn. • Bridgestone Arena

03/12	vs. Missouri	8/nr	W	70	64
03/13	vs. LSU	8/nr	L	71	78

NCAA TOURNAMENT

All Rds Played in Indianapolis

03/19	vs. Colgate-1	10/nr	W	85	68
03/21	vs. Texas Tech-2	10/21	W	68	66
03/27	vs. Oral Roberts-1	10/nr	W	72	70
03/29	vs. Baylor-3	10/3	L	72	81

*Southeastern Conference games

^ USA Today/ESPN Coaches Poll

1 - played at Bankers Life Arena

2 - played at Hinkle Fieldhouse

3 - played at Lucas Oil Stadium - Unity Court

Lineup (most starts)	Name	Pts.	Rebs.	Ast.
6-6	GrSr. G Jalen Tate	11.0	3.8	3.8
6-4	Fr. G Davonte Davis	8.5	4.5	2.1
6-6	Fr. G Moses Moody	16.8	5.8	1.6
6-7	GrSr. F Justin Smith	13.6	7.3	1.8
7-3	So. F Connor Vanover	6.3	4.5	1.8

2021-22

28-9, 13-5 (4th)

- NCAA REGIONAL FINAL •
- ELITE 8 •

Final Ranking: #17 (AP)

#8 (USA Today)

Coach: Eric Musselman

Date	Opponent	UA/Opp Rank	W/L	ARK	OPP
11/09	Mercer	16/nr	W	74	61
11/13	Gardner-Webb	16/nr	W	86	69
11/17	Northern Iowa	16/nr	W	93	80

HALL OF FAME CLASSIC

Kansas City, Mo. • T-Mobile Center

11/22	vs. Kansas State	13/nr	W	72	64
11/23	vs. Cincinnati	13/nr	W	73	67
11/28	Penn	13/nr	W	76	60
12/01	Central Arkansas	10/nr	W	97	60
12/04	Little Rock	10/nr	W	93	78
12/07	Charlotte	12/nr	W	86	66
12/11	vs. Oklahoma @ Tulsa	12/nr	L	66	88
12/18	vs. Hofstra @ NLR	24/nr	L	81	89
12/21	Elon	W	81	55	
12/29	at Mississippi State *	L	68	81	
01/04	Vanderbilt *	L	74	75	
01/08	at Texas A&M *	L	81	86	
01/12	Missouri *	W	87	43	
01/15	at LSU *	nr/12	W	65	58
01/18	South Carolina *	W	75	59	
01/22	Texas A&M *	OT W	76	73	
01/26	at Ole Miss *	W	64	55	

SEC/BIG 12 CHALLENGE

01/29	West Virginia	W	77	68	
02/02	at Georgia *	W	99	73	
02/05	Mississippi State *	W	63	55	
02/08	Auburn *	nr/1 OT W	80	76	
02/12	at Alabama *	L	67	68	
02/15	at Missouri *	23/nr	W	76	57
02/19	Tennessee *	23/16	W	58	48
02/22	at Florida *	18/nr	W	82	74
02/26	Kentucky *	18/6	W	75	73
03/02	LSU *	14/nr	W	77	76
03/05	at Tennessee *	14/13	W	74	78

SEC TOURNAMENT

Tampa, Fla. • Amalie Arena

03/11	vs. LSU	15/nr	W	79	67
03/12	vs. Texas A&M	15/nr	L	64	82

NCAA WEST REGIONAL

Buffalo, N.Y. • KeyBank Center

03/17	vs. Vermont	17/nr	W	75	71
03/19	vs. New Mexico State	17/nr	W	53	48

NCAA WEST REGIONAL

San Francisco, Calif. • Chase Center

03/24	vs. Gonzaga	17/1	W	74	68
03/26	vs. Duke	17/9	L	69	78

*Southeastern Conference games



Ricky Council IV, who led Arkansas in scoring in 2022-23, pumped in 21 points – thanks to making 5-of-6 free throws inside the final 23 seconds – with six rebounds and four assists as Arkansas upset #1 seed Kansas in the 2023 NCAA 2nd Round.

Lineup (most starts)	Name	Pts.	Rebs.	Ast.
6-2	Sr. G JD Notae	18.3	4.6	3.7
6-6	GrSr. G Stanley Umude	11.9	4.6	1.1
6-6	Sr. G Au'Diese Toney	10.5	5.2	0.8
6-7	GrSr. F Trey Wade	3.6	2.6	0.6
6-10	So. F Jaylin Williams	10.9	9.8	2.6

2022-23

22-14, 8-10 (T-9th)

- NCAA Regional final •
- Elite 8 •

Final Ranking: RV (AP)

#21 (USA Today)

Coach: Eric Musselman

Date	Opponent	UA/Opp Rank	W/L	ARK	OPP
11/07	North Dakota State	10/nr	W	78	56
11/11	Fordham	10/nr	W	74	48
11/16	South Dakota State	9/nr	W	71	56

MAUI JIM MAUI INVITATIONAL

Lahaina, Hawaii • Lahaina Civic Center

11/21	vs. Louisville	9/nr	W	80	54
11/22	vs. Creighton	9/10	L	87	90
11/23	vs. San Diego State	9/17 OT	W	78	74
11/28	Troy	11/nr	W	74	61
12/03	San Jose State	11/nr	W	99	58
12/06	UNC Greensboro	9/nr	W	65	58
12/10	vs. Oklahoma @ Tulsa	9/nr	W	88	78
12/17	vs. Bradley @ NLR	10/nr	W	76	57
12/21	UNC Asheville	10/nr	W	85	51
12/28	at LSU *	9/nr	L	57	60
01/04	Missouri *	13/20	W	74	68
01/07	at Auburn *	13/22	L	59	72
01/11	Alabama *	15/4	L	69	84
01/14	at Vanderbilt *	15/nr	L	84	97
01/18	at Missouri *	25/nr	L	76	79
01/21	Ole Miss *	W	69	57	
01/24	LSU *	W	60	40	

SEC/BIG 12 CHALLENGE

01/28	at Baylor	nr/17	L	64	67
01/31	Texas A&M *	W	81	70	
02/04	at South Carolina *	W	65	63	
02/07	at Kentucky *	W	88	73	
02/11	Mississippi State *	L	64	70	
02/15	at Texas A&M *	L	56	62	
02/18	Florida *	W	84	65	
02/21	Georgia *	W	97	65	
02/25	at Alabama *	nr/2	L	83	86
02/28	at Tennessee *	n/12	L	57	75
03/04	Kentucky *	nr/23	L	79	88

SEC TOURNAMENT

Nashville, Tenn. • Bridgestone Arena

03/09	vs. Auburn	W	76	73	
03/10	vs. Texas A&M	nr/18	L	61	67

NCAA WEST REGIONAL

Des Moines, Iowa • Wells Fargo Arena

03/16	vs. Illinois	W	73	63	
03/18	vs. Kansas	nr/4	W	72	71

NCAA WEST REGIONAL

Las Vegas, Nev. • T-Mobile Arena

03/23	vs. Connecticut	nr/10	W	65	88
-------	-----------------	-------	---	----	----

*Southeastern Conference games

Lineup (most starts)	Name	Pts.	Rebs.	Ast.
6-7	Fr. G Anthony Black	12.8	5.1	3.9
6-6	Jr. G Ricky Council IV	16.1	3.6	2.3
6-5	Fr. G Nick Smith Jr. *	12.5	1.6	1.7
6-4	Jr. G Davonte Davis	10.9	4.4	2.5
6-7	Fr. F Jordan Walsh	7.1	3.9	0.9
6-9	Sr. F Makhil Mitchell	7.0	5.3	1.4

* - injured and missed 19 games

2023-24

16-17, 6-12 (T-11th)

Final Ranking: RV (AP)

Coach: Eric Musselman

Date	Opponent	UA/Opp Rank	W/L	ARK	OPP
11/06	Alcorn State	14/nr	W	93	59
11/10	Gardner-Webb	14/nr	W	86	68
11/13	Old Dominion	14/nr	W	86	77
11/17	UNC Greensboro	14/nr	L	72	78

BATTLE 4 ATLANTIS - PARADISE ISLAND, BAHAMAS

11/22	vs. Stanford	20/nr 20T	W	77	74
11/23	vs. Memphis	20/nr	L	79	84
11/24	vs. North Carolina	20/14	L	72	87

ACC/SEC CHALLENGE

11/29	Duke	nr/7	W	80	75
12/04	Furman	W	97	83	
12/09	vs. Oklahoma @ Tulsa	nr/19	L	70	79
12/16	vs. Lipscomb @ NLR	W	69	66	
12/21	Abilene Christian	W	83	73	
12/30	UNC Wilmington	W	106	90	
01/06	Auburn *	nr/25	L	51	83
01/10	at Georgia *	L	66	76	
01/13	at Florida *	L	68	90	
01/16	Texas A&M *	W	78	77	
01/20	South Carolina *	L	64	77	
01/24	at Ole Miss *	L	51	77	
01/27	Kentucky *	nr/6	L	51	63
01/31	at Missouri *	W	91	84	

02/03	at LSU *	L	74	95	
02/10	Georgia *	W	78	75	
02/14	Tennessee *	nr/8	L	63	92
02/17	at Mississippi State *	L	67	71	
02/20	at Texas A&M *	W	78	71	
02/24	Missouri *	W	88	73	
02/27	Vanderbilt *	L	82	85	
03/02	at Kentucky *	nr/16	L	102	111
03/06	LSU *	W	94	83	
03/09	at Alabama *	nr/16 OT	L	88	92

SEC TOURNAMENT

Nashville, Tenn. • Bridgestone Arena

03/13	vs. Vanderbilt	OT W	90	85	
03/14	vs. South Carolina	nr/15	L	66	80

*Southeastern Conference games

Lineup (most starts)	Name	Pts.	Rebs.	Ast.
6-3	GrSr. G El Ellis	6.5	2.0	1.8
6-4	Sr. G Davonte Davis	5.9	3.45	2.0
6-5	GrSr. G Khalif Battle *	14.8	3.3	1.3
6-6	Jr. G Tramon Mark	16.2	4.3	1.8
6-10	So. F Trevon Brazile	8.6	5.9	1.2
6-8	GrSr. F Chandler Lawson	3.7	3.1	0.9

* - started last 12 of the last 14 games

Year-By-Year Legend

AP - Associated Press

Note: Rankings reflected are from the AP unless otherwise noted

G'boro - Greensboro, N.C.

KC - Kansas City, Mo.

MSG - Madison Square Garden, New York City

LR - Little Rock, Ark.

NLR - North Little Rock, Ark.

nr - not ranked

PB - Pine Bluff, Ark.





IN THIS SECTION	
Media Information	200
John Calipari TV and Radio Shows.....	201
Learfield Razorback Sports Properties.....	201
University Chancellor	202
University Board of Trustees and FAR.....	203
Director of Athletics.....	204-25
The University of Arkansas.....	206-209
Razorback Foundation	210



RAZORBACK COMMUNICATIONS

The Razorback Communications Office appreciates your interest in Arkansas basketball and strives to assist you in your coverage. A list of our staff members, our address, and our telephone and fax numbers follows:

Mailing Address

Razorback Communications
P.O. Box 7777
Fayetteville, AR 72702-7777

Overnight Address

University of Arkansas
Razorback Communications
350 North Razorback Road
Fayetteville, AR 72701

COMMUNICATIONS STAFF



Mike Cawood
Associate Communications Director
Men's Basketball Contact

Cell 479-236-2090
Email.....tmcawood@uark.edu
Office 479-575-3114



Kyle Parkinson
Associate AD



Oliver Grigg
Assistant Director



Emily Polglaze
Assistant Director



Shawn Price
Assistant Director



Fuller Birch
Assistant Director



Hunter Corneliusen
Assistant Director



Drew Schlosser
Lead Graphic Designer



Rachael Harris
Senior Director of Digital Strategy



Robert Gregg
Communications Assistant
MBB SECONDARY



Tyler Wilson
Communications Assistant



Lucas Clifton
Student Assistant



Walt Beazley
Photographer

GAME CREDENTIALS

All requests for media and/or photo credentials must be made online at www.SportsSystems.com/Arkansas. Requests should be made at least three days prior to the game.

Only fully accredited personnel directly involved in the coverage of the game will be admitted. Credentials are non-transferable and must be applied for by the outlets' editor or sports director. The Communications Office reserves the right to revoke any credential: (1) used by an individual other than the one to whom it was granted; (2) any individual who refused to comply with press row and/or photographic guidelines; (3) any individual who is not an accredited member of the media; and (4) any individual under the age of 16. Credentials will not be mailed and parking cannot be left at will call. Media Will Call opens NO SOONER than 90 minutes before tip-off at the white door to the right of the south entrance (off Nolan Richardson Drive) to Bud Walton Arena. Be prepared to present a photo identification when picking up credentials.

MEDIA WILL CALL

Located on the south side of Bud Walton Arena off Nolan Richardson Drive, just right of the main ticket window. All credentials are left at media will call. Credentials nor parking passes will be mailed.

GAMEDAY PARKING

Most parking credentials issued will be for Lots 320, 321, 322 (formerly known as Lot 56). If you need single-game parking, you must make arrangements with Associate Communications Director Mike Cawood prior to the game.

GAMEDAY MEDIA SERVICES

All media needs can be fulfilled on-line.

- Game notes for both teams will be posted on Arkansas' Men's Basketball page at:

- arkansasrazorbacks.com/sport/m-baskbl/mens-basketball-game-notes

- Live in-game stats will be provided for the media at:

- arkansas.statbroadcast.com

- Final statistics (box score, play-by-play, shot chart) will be emailed as well as be available on ArkansasRazorbacks.com.

MEDIA SEATING / WORK ROOM

- Media seating is in the upper corner of the lower bowl.

- Bud Walton Arena's media work room will be open and media are asked stay out of the visiting teams' locker room area.

- Arkansas will conduct in-person postgame interviews.

- Visiting teams' postgame interviews will be held in a separate location.

- Wireless Internet is available in the work room and in the arena. Please see Associate Communications Director Mike Cawood or a member of the communications staff for login information.

PHOTOGRAPHERS

- Photographers will be able to shoot from the designated baseline positions. However, space will be limited and applying for a credential does not guarantee a spot.

- Arkansas Communications reserves the right to limit the number of strobe units used and requests to hang strobe lights at BWA must be made in writing one week prior to any contest.

MEDIA FTP

- Since photographers spots will be limited, Arkansas will use the SEC Media Portal to provide for both video and still photos, Please contact the Athletics Communications Office for more details.





MONDAY, OCTOBER 28, 2024
 MONDAY, NOVEMBER 4, 2024
 MONDAY, NOVEMBER 11, 2024
 *TUESDAY, NOVEMBER 19, 2024
 MONDAY, DECEMBER 16, 2024
 MONDAY, JANUARY 6, 2025
 MONDAY, JANUARY 20, 2025
 MONDAY, JANUARY 27, 2025
 MONDAY, FEBRUARY 3, 2025
 MONDAY, FEBRUARY 10, 2025
 MONDAY, FEBRUARY 17, 2025
 MONDAY, FEBRUARY 24, 2025

ALL SHOWS AT SASSY'S ON STEAMBOAT DR.



SUNDAY, JANUARY 5
 SUNDAY, JANUARY 12
 SUNDAY, JANUARY 19
 SUNDAY, JANUARY 26
 SUNDAY, FEBRUARY 2
 SUNDAY, FEBRUARY 9
 SUNDAY, FEBRUARY 16
 SUNDAY, FEBRUARY 23
 SUNDAY, MARCH 2
 SUNDAY, MARCH 9

RAZORBACK SPORTS PROPERTIES

The University of Arkansas Athletic Department and Razorback Sports Properties formed a partnership in the fall of 2008.

Arkansas Sports Properties solely represents the University of Arkansas. In complete collaboration with the university, this locally based LEARFIELD team is committed to extending the affinity of the Razorbacks to businesses and corporations of all sizes looking to align with the undeniably loyal and passionate collegiate fan base.



Justin DeLille
General Manager

As Arkansas Athletics' exclusive multimedia rightsholder, Arkansas Sports Properties manages all aspects of the rights relationship, providing corporate partners both traditional and new media opportunities with the university. They can bolster their own brand and garner maximum exposure through such inventory as venue signage; event sponsorships and promotion; corporate hospitality; audio; television; digital engagement and visibility via the official athletics website ArkansasRazorbacks.com.

Chuck Barrett is in his 15th season as the play-by-play announcer for the Arkansas men's basketball team and in his 17th year calling Razorback football games. Overall, he has served 32 years calling Razorback sports, including 14 years as the executive producer. He additionally called play-by-play for baseball from 1992 to 2014 and added men's basketball play-by-play to his duties prior to the 2010-11 season. Barrett was recognized by the National Sportswriters and Sportscasters Hall of Fame as the 2007, 2008 and 2009 Arkansas Sportscaster of the Year and inducted into the Arkansas Sportscasters and Hall of Fame of 2023.

Matt Zimmerman is in his ninth season as an analyst for the 2024-25 campaign. A 20-plus year coaching veteran and mainstay with the Razorbacks, Zimmerman spent eight years on the Razorback basketball staff (2011-19) and was a student manager for the men's basketball team. He additionally spent four years in the ROTC. He graduated in 1990 and served five years in the military. After his stint in the Army, Zimmerman began coaching basketball at Dardanelle HS and Plainview-Rover HS. He then started his collegiate coaching career at UAB before moving to Missouri and back to Arkansas. In 2023, Zimmerman was voted Arkansas Sportscaster of the Year by the National Sports Media Association (NSMA).



2024-25 BASKETBALL RADIO NETWORK

Atkins	KASR-FM - 99.3
Batesville (Games Only)	KWOZ-FM - 103.3
Batesville (Coach Sow Only)	KBTA-AM - 1340
Camden	KAMD-FM - 97.1
Crossett	KAGH-FM - 104.9
Crossett	KAGH-AM - 800
Dardanelle	KYEL-FM 105.5
DeQueen	KDQN-FM - 92.1
DeWitt	KDEW-FM - 97.3
El Dorado	KMRX-FM - 96.1
Fayetteville / Goshen	KAKS-FM - 99.5
Fayetteville	KQSM-FM - 92.1
Forrest City	KBFC-FM - 93.5
Forrest City	KWYN-FM - 100.1
Fort Smith	KERX-FM - 95.3
Hot Springs / Mena	KTTG-FM - 96.3
Jonesboro	KEGI-FM - 100.5
Joplin, Mo.	KHST-FM - 101.7
Little Rock	KABZ-FM - 103.7
Magnolia	KZHE-FM - 100.5
Marshall	KBCN-FM - 104.3
Monett, Mo.	KKBL-FM - 95.9
Monticello	KGPO-FM - 99.9
Mountain Home	KOMT-FM - 93.5
Ozark	KDYN-FM - 92.7
Ozark	KLYR-AM - 1540
Texarkana	KTFS-AM - 105.9
Texarkana	KTFS-AM - 940
Wynne	KWYN-FM - 92.5
Wynne	KWYN-FM - 99.5





**DR. CHARLES F. ROBINSON
UNIVERSITY CHANCELLOR**

Charles F. Robinson, the seventh chancellor of the University of Arkansas, is committed to advancing the university's land-grant mission to provide opportunity and transform lives through education, research and service.

Dr. Robinson was appointed chancellor in November 2022, after serving as interim chancellor since August 2021, as the university recognized the 150th anniversary of its founding. The U of A has set several institutional records under his leadership, including those for graduation rate, retention rate, scholarship funding and enrollment. In addition, the university conducted a record \$221.5 million in research in fiscal year 2023, while investing \$136 million more of its own resources into applied research facilities since 2021.

Chancellor Robinson prioritizes supporting student success, augmenting the institution's research enterprise and enhancing the university's status as an employer of choice. He has minimized, or several times frozen, tuition increases for in-state students while adding several million dollars in scholarship support for Arkansans and raising employee pay. He is also overseeing construction projects such as the Institute for



Integrative and Innovative Research (I³R), the Multi-User Silicone Carbide Research and Fabrication Facility (MUSiC), and the Anthony Timberlands Center for Design and Materials Innovation, facilities which will add critical square footage to accelerate the growing research enterprise as they are completed in the coming months.

Robinson became chancellor after serving the U of A in several capacities over the course of more than two decades. He joined the university as an assistant professor of history in 1999 and was promoted to full professor in 2011. He was then promoted to positions of increasing responsibility, including vice chancellor for Student Affairs and provost and executive vice chancellor for Academic and Student Affairs.

Before becoming chancellor, Robinson spearheaded initiatives such as Advance Arkansas – a \$10 million scholarship effort for first-generation, low-income Arkansans – and the College Access Initiative, a college readiness outreach program serving underrepresented students and under-resourced schools statewide. Under his leadership, the university constructed Adohi Hall, which is the only residence hall in the United States to use sustainable cross-laminated timber. Robinson also oversaw an expansion of Pat Walker Health Center and led strategic planning for the university's 71,000 square foot Student Success Center.

An accomplished historian, Robinson's research and teaching focus on southern history. He has earned many awards for his teaching, including the Fulbright College Master Teacher Award, Arkansas Student Alumni Board Teacher of the Year, and induction into the university's Teaching Academy.

Robinson holds a bachelor's degree in history from the University of Houston, a master's degree in history from Rice University and a doctorate in history from the University of Houston.

Known as an engaged and approachable leader on campus, Robinson is also heavily involved with multiple regional, state and national organizations including recent or current roles on the Arkansas Research Alliance Board of Directors, AETN Foundation Board, Northwest Arkansas Council Advisory Committee, ARVEST Bank Board of Directors, National Merit Scholarship Corporation Board of Directors, Center for First-Generation Student Success Advisory Board and the Association of Public & Land-Grant Universities Council of Presidents. In fall 2023, College Board honored him with its Exceptional Service to Education Award.



The University of Arkansas System Board of Trustees serves as the institution's governing body. The board is comprised of 10 trustees representing each of the state's four congressional districts, and two at-large appointees. The president is the chief executive officer of the University of Arkansas System and reports to the Board of Trustees. Each campus has a chancellor as its chief executive officer, reporting directly to the president.



KELLY EICHLER
Chair



STEVE COX
Vice Chairman



TED DICKEY
Secretary



SHEFFIELD NELSON
Assistant Secretary



TOMMY BOYER



ED FRYAR, PH.D.



JEREMY WILSON



COL. NATHANIEL TODD



KEVIN CRASS



SCOTT FORD

DR. PAUL ADAMS
FACULTY ATHLETICS REPRESENTATIVE

Dr. Paul Adams, professor of biochemistry in the Department of Chemistry and Biochemistry and faculty member in the U of A's interdisciplinary cellular and molecular biology program, earned a B.S. in biochemistry from Louisiana State University and a Ph.D. in biophysical chemistry from Case Western Reserve University.

Adams' research and scholarly activities have garnered federal funding from the National Institutes of Health, the National Science Foundation, as well as from state agencies such as the Arkansas Biosciences Institute, the Arkansas Science and Technology Authority and the Winthrop P. Rockefeller Foundation at the University of Arkansas for Medical Sciences.

He has directed the research projects of over 70 honors, undergraduate, graduate and postdoctoral students in his laboratory at the university and has mentored many other students since arriving to the U of A.

Honors and awards Adams has recently received include: the William and Wilma Haines Distinguished Lecturer in Biochemistry, Wabash College, Crawfordsville, Ind. (2017); the Distinguished Faculty Award from The Honors College (2017); Top 10



Most Outstanding Faculty Member, U of A Student Government and Student Alumni Associations (2018); Faculty Researcher National Role Model, National Minority Access Inc. (2019); Lifetime Achievement Award, Northwest Arkansas Martin Luther King Jr. Council (2020).

Adams' most recent accomplishment came in the form of an election to the Executive Board of Directors of the National Organization for the Professional Advancement of Black Chemists and Chemical Engineers in the summer of 2020.

Since 2017, Adams has served as principal investigator of an NSF grant that funded the U of A's Honors College Path Program, which recruits talented high school students from underrepresented populations to help them thrive and succeed at the university.

In December 2019, Adams was selected as a member of the first cohort of the UARK Leaders Program, a program offered through the Office of the Provost, the Office of Human Resources and Walton College of Business Executive Education. This new leadership development program was launched to support the professional growth of influential and up-and coming university leaders while enhancing collaboration and innovation on campus.



HUNTER YURACHEK VICE CHANCELLOR & DIRECTOR OF ATHLETICS



Guided by the program's mission of building Champions and Razorbacks for Life, vice chancellor and director of athletics Hunter Yurachek has helped lead the University of Arkansas' Department of Intercollegiate Athletics to unprecedented success on and off the field.

Since being introduced as the vice chancellor and director of athletics on Dec. 4, 2017, Yurachek has worked tirelessly to foster athletics success in all 19 sports, restore the tradition of a storied program and enhance the student-athlete experience for 465 student-athletes. Thanks to the dedicated efforts of Razorback student-athletes, coaches, administrators, Razorback Foundation members and fans, results are being realized on and off the field.

Now in his seventh full year at the University of Arkansas, Yurachek has firmly positioned the Razorbacks as one of the nation's elite intercollegiate athletics programs. His leadership has helped build one of the nation's best all-sports programs while attracting premier coaches, including Naismith Basketball Hall of Fame Men's Basketball Coach John Calipari, to Fayetteville.

Arkansas has more than made its mark in the most competitive conference in the nation, winning 36 Southeastern Conference Championships in the past six years, including 28 conference titles in the past four years alone. Both marks lead all SEC programs and the Razorbacks' 36 titles is more than six other league programs combined in that same timeframe.

In 2023-24, Arkansas secured a top-20 national finish (No. 18) in the Learfield Directors' Cup Standings for the fourth-consecutive year. The streak marks the first time in school history that the Razorbacks have finished among the nation's top 20 programs in four-straight years.

The Razorbacks tallied two NCAA championships, recorded nine top-10 national finishes and won five Southeastern Conference championships in the 2023-24 athletics season. Arkansas finished in the top 10 at every men's and women's cross country and track and field NCAA championship contested in 2023-24 and recorded a program best Elite Eight finish in volleyball.

Arkansas student-athletes are also achieving academically. In 2023-24, a total of 82 Razorback student-athletes earned their degrees and another eight earned graduate certificates. The program also achieved a 100% Razorback Graduation Rate, which is based on student-athletes who complete their athletics eligibility and earn their degree.

People throughout the nation are taking notice of the historic run in Fayetteville. In February 2024, Yurachek was appointed to the prestigious College Football Playoff Committee, where he will serve for the next three seasons. He has also previously served as a member of the NCAA Football Oversight Committee and the Football Competition Committee. Yurachek is the only conference athletics director currently serving on the SEC Executive Committee, which approves the annual operating budget and oversees all financial and fiscal affairs of the conference.

Yurachek was selected as a 2021-22 Football Bowl Subdivision Cushman & Wakefield Athletics Director of the Year by his peers. He was also a finalist for the Sports Business Journal 2022 Athletics Director of the Year.

Yurachek's leadership is also making a difference within Ar-



kansas, the SEC and throughout intercollegiate athletics. In 2020, Arkansas Governor Asa Hutchinson named Yurachek to the Governor's Economic Recovery Task Force, to help guide state reopening in the wake of COVID-19. Yurachek was honored as the Arkansas Press Association Headliner of the Year in 2021 and was named the inaugural Celebrate Arkansas Influencer of the Year in 2022.

In 2022-23, the Razorbacks recorded a third-consecutive top-15 finish with a No. 13 finish. Arkansas finished first among programs with 19 or fewer sports. The Razorbacks captured two NCAA Championships (MITK, WITK), earned 13 top-25 finishes and six top-10 national finishes. Seventeen of 19 programs were ranked in the top 25, with eight breaking into the top 10. The Hogs won a bowl game for the second-straight year, advanced to the NCAA Men's Basketball Tournament's Sweet Sixteen for the third-consecutive year and won the program's first match in the NCAA Volleyball Tournament in 18 years. Arkansas won five SEC Championships (BA, MITK, WITK, MOTK, WOTK).

Academically, Razorback student-athletes combined for a 3.20 cumulative GPA and 166 student-athletes earned academic personal bests. A total of 72 Razorback student-athletes graduated and another 12 earned graduate certificates.

In the 2021-22 academic year, Arkansas recorded the most successful year in the program's history, finishing seventh in the Learfield Directors' Cup. The Razorbacks finished first among programs with 19 or fewer sports, second among SEC schools and earned only its second top-10 Directors' Cup finish. Arkansas earned a total of nine top-10 NCAA finishes and 12 top-20 NCAA finishes. The Razorbacks won eight Southeastern Conference championships (men's and women's cross country, soccer, men's and women's indoor track and field, men's outdoor track and field, softball regular season, softball tournament) and won a New Year's Day bowl game in football for the first time since 2000. In addition, the Razorbacks advanced to the College World Series, the Elite Eight in men's basketball and women's soccer, and the NCAA Golf Championships in both men's and women's golf.

In the classroom, Razorback student-athletes earned a program-record 3.27 GPA and a total of 97 Razorback student-athletes earned their degrees and added their names to Senior Walk in the 2021-22 academic year.

In 2020-21, Razorback Athletics earned a then program-best eighth place finish in the 2020-21 Learfield Directors' Cup. Arkansas' previous best finish, prior to 2020-21, was 14th in the competition that tracks the nation's most successful intercollegiate athletics programs.

The Razorbacks won another NCAA title (Women's Indoor Track & Field), earned eight Top-10 NCAA finishes and a remarkable

10 Southeastern Conference regular season and tournament championships, including SEC triple crown sweeps in both men's and women's cross country & track and field, a second-straight soccer regular season crown, the program's first softball regular season title and a baseball regular season and tournament championship. Arkansas' championship total led the league and doubled the next closest SEC program.

Meanwhile, Razorback student-athletes combined for a 3.25 GPA and 104 student-athletes graduated from the University of Arkansas. A multi-million-dollar renovation of the Randal Tyson Track Center was completed, while brand new facilities, including the \$27 million J.B. and Johnelle Hunt Family Baseball Development Center and the \$15 million Frank O'Mara Track and Field High Performance Center were constructed.

Even in an abbreviated 2019-20 competition schedule, Razorback Athletics built an impressive resume, including winning its first NCAA championship in women's cross country and its first SEC title in soccer. In addition, the Razorbacks earned SEC championships in women's cross country and men's and women's indoor track and field. Razorback student-athletes followed suit in the classroom, earning a 3.24 cumulative GPA with 107 student-athletes adding their names to Senior Walk as University of Arkansas graduates.

Razorback Athletics was also at the forefront of several key initiatives in 2019-20. In October, Nolan Richardson Court was dedicated at Bud Walton Arena. The Eddie Sutton Men's Basketball Practice gymnasium was created at the Basketball Performance Center.

In 2018-19, Arkansas finished No. 23 in the Learfield IMG College Directors' Cup, including finishing first among programs with 19 or fewer teams. Arkansas captured two NCAA team championships (women's indoor and outdoor track & field), four SEC team championships (women's cross country, women's indoor and outdoor track & field, men's golf) and four SEC team runner-up finishes (soccer, men's cross country, men's indoor track & field and women's basketball).

In addition, the Razorback Baseball team won a share of the SEC Western Division title and advanced to its second straight College World Series. A total of 14 programs were nationally ranked during 2018-19, including five in the top 10. Arkansas had four NCAA individual and 22 SEC individual champions.

Razorback student-athletes continued to achieve at a high level in the classroom, posting a cumulative GPA of 3.24. The program graduated 98% of student-athletes who exhausted their athletic eligibility.

In 2018-19, Arkansas hosted its first NCAA Men's and Women's Golf Championships at Blessings Golf Club. In addition, Arkansas was home to the 2019 SEC Indoor and Outdoor Track & Field Championships as well as both an NCAA Baseball Region-



al and Super Regional at Baum-Walker Stadium.

Yurachek launched several initiatives to further engage Arkansas and Razorback fans around the world. In August 2018, as part of the One Razorback campaign, the inaugural One Hog Call event was held in Fayetteville, Little Rock and around the globe. Razorback fans from more than 16 countries and 40 states participated in a simultaneous Hog Call.

Yurachek's first full year in Fayetteville saw tremendous success. Arkansas tied a program record with a No. 16 finish in the 2017-18 Learfield Sports Directors Cup, and first in the nation among schools with 19 or fewer sports.

In 2017-18, Arkansas captured four SEC championships (men's and women's cross country, women's indoor track, women's golf), including the school's first SEC crown in women's golf. The Razorbacks earned three top-five national finishes including national championship runner-up finishes at the 2018 NCAA Women's Indoor Track and Field Championships and the 2018 College World Series. Four Arkansas student-athletes earned individual national championships.

In the 2018 spring semester, Razorback student-athletes earned a record-tying 3.25 GPA and 282 student-athletes secured a spot on the department honor roll. Nearly 125 Razorback student-athletes added their name to Senior Walk as graduates of the University of Arkansas.

Yurachek came to Arkansas from the University of Houston where he served as the vice president for athletics. Prior to Houston, Yurachek served as Director of Athletics at Coastal Carolina University, where Coastal won 29 Big South Conference championships. Yurachek was named Under Armour FCS Athletic Director of the Year in 2014. He has also worked at the University of Akron, the University of Virginia, Western Carolina University, Vanderbilt University and Wake Forest University.

In Yurachek's first two years at Houston, the Cougars' sport programs eclipsed 225 points in the Learfield Directors' Cup in back-to-back years for the first time in department history, securing top-three finishes in The American Athletic Conference both years. Houston's programs combined for a league-leading five American Conference team championships and 22 American Conference individual titles.

The success was not limited to the field of play, however, as UH student-athletes placed 96 and 109 student-athletes on the Dean's List in the fall and spring semesters, respectively. Houston student-athletes combined for the highest spring GPA (2.95), highest cumulative GPA following a spring semester (2.93) and the highest average hours passed in a spring semester (14.1) in department history.

The 2016-17 year also saw the continuation of an aggressive facilities plan as construction began on the \$60 million renovation of the Fertitta Center, the football indoor practice facility and a baseball player development center and clubhouse with more than \$85 million of projects all privately funded.

In his first year in the role, Houston recorded its highest finish in the Learfield Directors' Cup since 1999-2000 and its second-highest finish in school history with 296.5 points to finish 73rd nationally. The 2015-16 academic year saw the Houston Football program capture The American Athletic Conference Championship and a Chick-fil-A Peach Bowl win over Florida State, the Houston Men's Track & Field program win The American Indoor and Outdoor Championships and the Houston Women's Golf program claim an American Championship in only its second year with a full team. In addition, the Men's Basketball program returned to the NCAA postseason for the 29th time in program history and the Men's Golf program advanced to the NCAA Championships for the third straight year.

All of the athletic achievements occurred while UH student-athletes recorded the second-best fall GPA, 2.91, and second-best spring GPA, 2.87, in athletic department history while placing a record 88 student-athletes on the University's Dean's Honor List in the spring.

Yurachek led the Houston Athletics fundraising charge with a record amount \$5.2 million in private donations to the Athletics general scholarship fund in the 2014-15 fiscal year. Focused on improving the student-athlete experience, Yurachek also led a department that unveiled the completed Guy V. Lewis Development Center for the Houston Men's and Women's Basketball programs, Carolyn and Ron Yokubaitis Field at Carl Lewis International Track & Field Complex, one of the nation's largest collegiate baseball video boards, a renovated Houston Football locker room and a short game facility for the Houston Men's and Women's Golf programs.

Named by Chancellor Dr. Renu Khator as Chair for a campus-wide steering committee established to oversee the grand opening events for the \$128 million TDECU Stadium, Yurachek assisted in the cultivation, solicitation and securing of a 10-year, \$15 million-naming rights agreement for TDECU Stadium with the per year value ranking in the top ten nationally for collegiate venue naming rights agreements.

Yurachek was instrumental in the national search and hiring of football and men and women's basketball head coaches (Tom Herman, Kelvin Sampson, Ronald Hughey) while overseeing the development and implementation of a \$500,000 remodeling project to the men and women's basketball locker rooms.

He served as liaison with an architectural design firm on the plans for the \$25-million Guy V. Lewis Development Center as well as overseeing the development and implementation of a \$500,000 facility enhancement to the Athletics/Alumni Center, including the addition of Cougar Cafe, a student-athlete nutrition center.

Yurachek came to Houston after serving four years as Director of Athletics at Coastal Carolina University where he oversaw a department featuring 18 men's and women's NCAA Division I sport programs. A testament of his vision, Yurachek was named the 2014 Under Armour FCS Athletic Director of the Year in May of 2014.

Under Yurachek's leadership, the Chanticleers won a total of 29 Big South Championships (both regular season and tournament championships), made 30 NCAA appearances and finished a program-best 79th in the 2012-13 Learfield Director's Cup.

During Yurachek's time of leadership, Coastal hosted an NCAA Baseball Regional; NCAA Baseball Super Regional; NCAA Division I Football championship contests in 2010 and '13; and NCAA Men's Soccer Championship matches in 2011, '12 and '13, as well as winning a competitive bid to host the VisitMyrtleBeach.com Men's and Women's Big South Basketball Championships in 2013, 2014 and 2015, sponsored by the Myrtle Beach Area Chamber of Commerce.

Coastal Carolina student-athletes posted a 3.028 grade point average (GPA) for the fall 2013 semester and saw its overall GPA rise from 3.053 to 3.108. Of the 434 student-athletes, 253 - or 58.3 percent - posted a GPA between 4.0 and 3.0, including 28 who earned President's List (4.0 GPA for the semester) and an additional 117 who earned Dean's List recognition.

In addition, during Yurachek's tenure Coastal Carolina student-athletes earned:

- 363 All-Big South honors
- 31 All-Big South Player of the Year honors along with 13 Big South Freshman of the Year honors
- 28 All-America honors
- 11 Big South Scholar-Athlete of the Year honors in their respective sports
- 5 Academic All-America honors
- 4 national postgraduate scholarships
- 3 Big South Conference Christenberry Awards for Academic Excellence

With all the success, the Coastal Carolina department operated within a balanced budget during Yurachek's tenure, thanks to his zero-budget initiative and the unprecedented revenues generated since his arrival with his restructuring of the external relations department. In his first year, the department



revenue was at \$560,000, including \$316,000 in ticket sales and sponsorships at \$250,000. After the 2012-13 year, revenue came in at \$1.4 million, thanks to \$549,000 in ticket sales and \$600,000 in sponsorships.

Since 2010, the Department of Athletics added women's lacrosse; launched Champions for Life, a life skills enhancement program for student-athletes; signed a five-year \$1.1 million contract with an athletic apparel provider; established the Letterwinners Association; successfully completed NCAA Cycle 3 Recertification; and has been featured on the front page of the sports section of USA Today with the headline reading "Coastal Carolina Piles up Sports Success."

Also, during Yurachek's tenure, several major projects that supported intercollegiate athletics totaling more than \$250 million were included in the University's ongoing capital improvements across the campus.

Prior to his appointment at Coastal Carolina University, Yurachek was executive senior associate athletics director at the University of Akron. He led and managed the Zips' external relations unit, which included marketing and promotions, media relations, ticket operations, development (Z-Fund), video operations and merchandising. In addition, he was the sport administrator for men's basketball, men's golf and women's golf and worked closely with the football program.

Yurachek has also held various athletics administration leadership positions at the University of Virginia, Western Carolina University, Vanderbilt University and Wake Forest University.

He earned his bachelor's degree in business management at Guilford College in 1990, where he was a four-year letter winner in basketball. He earned his master's degree in sports administration from the University of Richmond in 1994.

Born in Richmond, Va., and raised in Charlotte, N.C., Yurachek, and his wife Jennifer have three sons: Ryan, Jake and Brooks. Ryan, a former Marshall University football student-athlete, is a quality control analyst on the football staff at the University of South Carolina. Ryan and his wife Morgan and their son Trace reside in Columbia, S.C. Jake is a University of Arkansas graduate and former Razorback football student-athlete and now works within intercollegiate athletics at SMU. Brooks is a redshirt freshman on the University of Arkansas football team.





The University of Arkansas is a welcoming campus of students, faculty and staff who are determined to build a better world. For more than 150 years, tradition and innovation have merged here, creating life-changing opportunities for student success and a sense of belonging. As one of the nation's top public research universities, the U of A has been dedicated to Arkansas since 1871.

Arkansas.edu



Where Paths Start

Our greatest achievements are etched in stone at the University of Arkansas, with more than 4 miles of sidewalk bearing the names of all of our graduates. Stretching across campus, Senior Walk is a unique tradition that includes the names of more than 220,000 graduates, and counting.



93% CAREER PLACEMENT

*2023 graduates report working, military service, volunteering or continuing education.



Arkansas Dewey Hickey, a clinical trial participant.

The U of A INSTITUTE for INTEGRATIVE & INNOVATIVE RESEARCH (I³R)

I³R researchers have pioneered a novel system that can restore the sense of touch to people who use a prosthetic hand. The ongoing clinical trial includes collaboration with the University of Arkansas for Medical Sciences and a second site at Walter Reed National Military Medical Center.

Arkansas Transfer Achievement Scholarship

has delivered

\$3 million

in tuition savings



Allows graduates from 2-year colleges in the UA System to transfer to the U of A at the same 2-year tuition rate.



ONE OF A KIND:

The U of A is set to open the **Multi-User Silicon Carbide Research and Fabrication Facility (MUSiC)** in early 2025.

This facility will enable the federal government – via national laboratories – businesses of all sizes, and other universities to prototype with silicon carbide, a capability that does not presently exist elsewhere in the U.S.

SCHOLARSHIP AWARDS



**NEARLY
\$106
MILLION**

FY 23, **nearly \$106 million** in need-based and non-need-based scholarships and grants were awarded to undergraduate students.

UNPRECEDENTED RESEARCH SUCCESS:

The University of Arkansas conducted a record

\$221.5 million

in research in FY 2023 and invested more than

\$136 million

in applied research facilities since 2021.

19:1 Student-to-Faculty Ratio



Record Enrollment: **More than 32,000**



Notable Razorbacks

Jerry Jones, owner of the Dallas Cowboys

Veronica Campbell-Brown, Olympic gold medalist

Bobby Portis, NBA Champion

Doug McMillon, President and CEO of WalMart Stores, Inc.

**\$7
million**

SCHOLARSHIP FUNDING FOR ARKANSAS STUDENTS

has grown by **\$7 MILLION** since 2019, and **98% OF FRESHMAN STUDENTS FROM ARKANSAS** who applied for scholarships last year received an award.

98%

Retention and Graduation Rates

86%

1st Year
Retention Rate

69%

6-Year
Graduation Rate

As of Spring 2024



NATIONALLY COMPETITIVE AWARDS

Truman Scholars

TOP 10

Public Institutions



Goldwater Scholars

TOP 25

Public Institutions



Rhodes Scholars

TOP 100

Public Institutions



162

**National Science
Foundation**

Graduate Research Fellows

My Path to Senior Walk

➤ With more than 30,000 students on the U of A campus, everyone has a story to tell, and everyone has a different path to earning their name into Senior Walk.



Markese Mullins
Blytheville, AR

Markese transferred to the University of Arkansas and says the resources available to students and the favorable career prospects are just two reasons why he'd recommend the U of A to others from his hometown. "Just do it," he said. "Come in open-minded. Experience something you've never experienced before. Embrace it."



Lizbeth Hernandez
Nashville, AR

Recent Walton College graduate Lizbeth Hernandez was the first in her family to attend college. "It's difficult as a first-generation student. You don't always know who to reach out to, especially after you move to a new city and out of your hometown." After utilizing the Arkansas Transfer Achievement Scholarship to attend the U of A, Lizbeth found her footing thanks to the team at The CORD, the heart of student success initiatives on campus.



Jonah Windel
Deer, AR

Jonah is a full-time engineering student, who is also working on a German minor and recently became a new father. Though he was a little intimidated by the size of the U of A, he knew the engineering school would help him reach his goal of working in the automotive field as a career. Despite its large size, Jonah says the campus felt very much like a small town, which helped him feel right at home.

If you or someone you know has a story to share about everyday student successes at the U of A, please nominate them for a #MyPathToSeniorWalk spotlight to be shared on social media.





RAZORBACK
FOUNDATION
EST. 1979

BECOME A PART OF THE TEAM

**START YOUR FAMILY TRADITION NOW
AND JOIN THE RAZORBACK FOUNDATION!**



THE RAZORBACK FOUNDATION AND ITS MEMBERS SUPPLY STUDENT-ATHLETES WITH A FIRST-CLASS EDUCATION AND CHAMPIONSHIP-CALIBER FACILITIES WHILE PROVIDING YEARLY FINANCIAL SUPPORT NEEDED TO OPERATE 19 RAZORBACK SPORTS PROGRAMS.

MEMBERSHIP INCLUDES:

**PRIORITY SEATING AND PARKING
AT RAZORBACK ATHLETIC EVENTS**

**15% DISCOUNT AT
HOG HEAVEN STORES**

**INVITATIONS TO EXCLUSIVE
EVENTS WITH COACHES**

**SUPPORTING MORE THAN
465+ STUDENT-ATHLETES**

SCAN TO JOIN!



MAKE A TAX-DEDUCTIBLE GIFT



CONTACT US!



@RAZORBACKFOUNDATION

479-443-9000 • GOHOGS@RAZORBACKFOUNDATION.COM • TEXT RAZORBACKS TO 479-349-4313

RAZORBACKS



ARKANSAS

2024-25

SCHEDULE

NOVEMBER 6		LIPSCOMB	JANUARY 14		AT LSU
NOVEMBER 9		VS BAYLOR DALLAS, TX	JANUARY 18		AT MISSOURI
NOVEMBER 13		TROY	JANUARY 22		GEORGIA
NOVEMBER 18		PACIFIC	JANUARY 25		OKLAHOMA
NOVEMBER 22		LITTLE ROCK	FEBRUARY 1		AT KENTUCKY
NOVEMBER 25		UMES	FEBRUARY 5		AT TEXAS
NOVEMBER 28		VS ILLINOIS KANSAS CITY, MO	FEBRUARY 8		ALABAMA
DECEMBER 3		AT MIAMI	FEBRUARY 12		LSU
DECEMBER 7		UTSA	FEBRUARY 15		AT TEXAS A&M
DECEMBER 10		VS MICHIGAN NEW YORK CITY	FEBRUARY 19		AT AUBURN
DECEMBER 14		VS UCA NORTH LITTLE ROCK	FEBRUARY 22		MISSOURI
DECEMBER 21		NORTH CAROLINA A&T	FEBRUARY 26		TEXAS
DECEMBER 30		OAKLAND	MARCH 1		AT SOUTH CAROLINA
JANUARY 4		AT TENNESSEE	MARCH 4		AT VANDERBILT
JANUARY 8		OLE MISS	MARCH 8		MISSISSIPPI STATE
JANUARY 11		FLORIDA	MARCH 12-16		SEC TOURNAMENT