


TODD DAY

Is not only Arkansas' all-time leading scorer (2,395 points), his 835 FG Made ranks 1st, his 499 FT made ranks 2nd and his 226 3PT made ranks 5th. He also ranks ninth in rebounds (673), eighth in assists (319) and second in steals (271).




IN THIS SECTION


1,000-Point Scorers.....	130-135
30-Plus Point Scoring Games	136
100-Point Games / Scoring Margins.....	137
Scoring Records	138-139
Rebounding Records	140-141
Field Goal Records.....	142-144
Free Throw Records	145-147
Three-Point Field Goal Records	148-150
Assist Records.....	151
Blocked Shot Records	152
Steal Records	153
Class Records	154
Team Records	155-159
Team Year-By-Year Stats	160-162
Miscellaneous Records	163
Razorbacks in the SEC Tournament.....	164
Player and Team Bests at SEC Tourney.....	165
Postseason Results	166
NCAA Tournament Records	167
Series Records vs Opponents.....	168
All-Time Series Records by School	169-177
Year-By-Year W/L Records	178
Coaching Records	179
Year-By-Year Results.....	180-198




1,000-POINT SCORERS




		#10 Todd Day (1989-92)										2,395 points				
		6-8 • G/F • Memphis, Tenn. // Hamilton HS														
Seasons	G-GS	Min-Avg.	FG-FGA	Pct.	3FG-3FGA	Pct.	FT-FTA	Pct.	Off-Def-Reb.	Avg.	A	TO	Blk	Stl	Pts.	Avg.
1988-89	32-13	741-23.2	148-328	.451	31-90	.344	98-137	.715	44-85-129	4.0	49	73	27	48	425	13.3
1989-90	35-34	1,008-28.8	237-483	.491	71-176	.403	139-183	.760	72-116-188	5.4	89	83	33	82	684	19.5
1990-91	38-37	1,121-29.5	277-586	.473	67-189	.354	165-221	.747	77-124-201	5.3	111	99	25	85	786	20.7
1991-92	22-22	711-32.3	173-347	.499	57-133	.429	97-127	.764	53-102-155	7.0	70	62	17	56	500	22.7
Totals	127-106	3,581-28.2	835-1,744	.479	226-588	.384	499-668	.747	246-427-673	5.3	319	317	102	271	2,395	18.9



		#32 Sidney Moncrief (1976-79)										2,066 Points				
		6-4 • G • Little Rock, Ark. // Hall HS														
Seasons	G-GS	Min-Avg.	FG-FGA	Pct.	3FG-3FGA	Pct.	FT-FTA	Pct.	Off-Def-Reb.	Avg.	A	TO	Blk	Stl	Pts.	Avg.
1975-76	28	-	149-224	.665	-	-	56-77	.727	213	7.6	-	-	-	-	354	12.6
1976-77	28	-	157-242	.649	-	-	117-171	.684	235	8.4	-	-	-	-	431	15.4
1977-78	36	1,293-35.9	209-354	.590	-	-	203-256	.793	278	7.7	60	116	17	44	621	17.3
1978-79	30	1,157-38.6	224-400	.560	-	-	212-248	.855	289	9.6	80	109	13	44	660	22.0
Totals	122	2,450-37.1	739-1,220	.616	-	-	588-752	.765	1015	8.3	140	225	30	88	2,066	16.9




		#11 Lee Mayberry (1989-92)										1,940 Points				
		6-2 • G • Tulsa, Okla. // Rogers HS														
Seasons	G-GS	Min-Avg.	FG-FGA	Pct.	3FG-3FGA	Pct.	FT-FTA	Pct.	Off-Def-Reb.	Avg.	A	TO	Blk	Stl	Pts.	Avg.
1988-89	32-32	1,001-31.3	157-314	.500	33-74	.446	67-91	.736	102	3.2	135	50	2	50	414	12.9
1989-90	35-35	1,131-32.3	193-381	.507	65-129	.504	57-72	.792	100	2.6	183	59	7	66	508	14.5
1990-91	38-37	1,216-32.0	192-397	.484	57-149	.383	59-93	.634	129	3.4	209	69	3	100	500	13.2
1991-92	34-34	1,167-34.3	181-368	.492	63-162	.389	93-125	.744	78	2.3	202	54	12	75	518	15.2
Totals	139-138	4,515-32.5	723-1,460	.495	218-514	.424	276-381	.724	130-279-409	2.9	729	232	24	291	1,940	14.0




		#44 Scott Hastings (1979-82)										1,779 Points				
		6-10 • C • Independence, Kan. // Independence HS														
Seasons	G-GS	Min-Avg.	FG-FGA	Pct.	3FG-3FGA	Pct.	FT-FTA	Pct.	Off-Def-Reb.	Avg.	A	TO	Blk	Stl	Pts.	Avg.
1978-79	30	753-25.1	97-191	.508	-	-	54-74	.730	138	4.6	38	54	11	10	248	8.3
1979-80	29	1,033-35.6	172-322	.534	-	-	125-160	.781	194	6.7	34	74	17	24	469	16.2
1980-81	32	1,054-32.9	192-341	.563	-	-	139-189	.735	173	5.4	45	80	21	29	523	16.3
1981-82	29	1,040-35.9	204-369	.553	-	-	131-177	.740	175	6.7	42	82	23	43	539	18.6
Totals	120	3,880-32.3	665-1,223	.544	-	-	449-600	.748	699	5.7	159	290	72	106	1,779	14.8




		#22 Pat Bradley (1996-99)										1,765 Points				
		6-2 • G • Everett, Mass. // Everett HS														
Seasons	G-GS	Min-Avg.	FG-FGA	Pct.	3FG-3FGA	Pct.	FT-FTA	Pct.	Off-Def-Reb.	Avg.	A	TO	Blk	Stl	Pts.	Avg.
1995-96	33-17	793-24.0	107-256	.418	82-198	.414	39-51	.765	12-55-67	2.0	41	44	0	32	335	10.2
1996-97	32-29	964-30.1	150-339	.442	98-230	.426	63-69	.913	19-53-72	2.3	57	57	0	55	461	14.4
1997-98	33-31	970-29.4	161-421	.382	98-242	.384	74-82	.902	29-59-88	2.7	56	64	1	50	489	14.8
1998-99	34-31	971-28.6	158-396	.399	93-245	.380	71-86	.826	27-59-86	2.5	54	47	3	23	480	14.1
Totals	132-108	3,698-28.0	576-1412	.408	366-915	.400	247-288	.858	87-226-313	2.4	208	212	4	160	1,765	13.4



		#35 Joe Kleine (1983-85)										1,753 Points				
		6-11 • C • Slater, Mo. // Slater Mo. (Notre Dame)														
Seasons	G-GS	Min-Avg.	FG-FGA	Pct.	3FG-3FGA	Pct.	FT-FTA	Pct.	Off-Def-Reb.	Avg.	A	TO	Blk	Stl	Pts.	Avg.
1982-83	30	950-31.7	165-307	.538	-	-	69-109	.633	219	7.3	18	81	9	19	399	13.3
1983-84	32-32	1,173-36.7	209-351	.595	-	-	163-211	.773	293	9.2	25	98	21	26	581	18.2
1984-85	35-35	1,289-36.8	294-484	.607	-	-	185-257	.720	294	8.4	23	87	16	38	773	22.1
Totals	97-67	3,412-35.2	668-1,142	.585	-	-	417-577	.723	806	8.3	66	266	46	83	1,753	18.1




		#44 Marvin Delph (1975-78)										1,742 Points				
		6-4 • F • Conway, Ark. // Conway HS														
Seasons	G-GS	Min-Avg.	FG-FGA	Pct.	3FG-3FGA	Pct.	FT-FTA	Pct.	Off-Def-Reb.	Avg.	A	TO	Blk	Stl	Pts.	Avg.
1974-75	26	409-15.7	68-135	.504	-	-	26-32	.813	66	2.5	17	-	-	-	162	6.2
1975-76	27	-	196-393	.499	-	-	48-58	.828	190	7.0	-	-	-	-	440	16.3
1976-77	28	-	245-460	.533	-	-	62-84	.738	154	5.5	-	-	-	-	552	19.7
1977-78	35	1,164-33.3	253-452	.560	-	-	82-94	.872	199	5.7	29	58	10	32	588	16.8
Totals	116	1,573-25.8	762-1,440	.529	-	-	218-268	.813	609	5.3	46	58	10	32	1,742	15.0



		#34 Corliss Williamson (1993-95)										1,728 Points				
		6-7 • F • Russellville, Ark. // Russellville HS														
Seasons	G-GS	Min-Avg.	FG-FGA	Pct.	3FG-3FGA	Pct.	FT-FTA	Pct.	Off-Def-Reb.	Avg.	A	TO	Blk	Stl	Pts.	Avg.
1992-93	18-7	454-25.2	101-176	.574	0-0	.000	61-98	.622	44-48-92	5.1	30	40	22	7	263	14.6
1993-94	34-34	989-29.1	273-436	.626	0-0	.000	149-213	.700	103-159-262	7.7	74	90	39	39	695	20.4
1994-95	39-39	1,208-31.0	283-515	.550	1-6	.167	203-304	.668	128-165-293	7.5	89	92	33	67	770	19.7
Totals	91-80	2,651-29.1	657-1,127	.583	1-6	.167	413-615	.672	275-372-647	7.1	193	222	94	113	1,728	19.0





9		#25 Oliver Miller (1989-92)											1,674 Points			
		6-9 • F • Fort Worth, Texas // Southwest HS														
Seasons	G-GS	Min-Avg.	FG-FGA	Pct.	3FG-3FGA	Pct.	FT-FTA	Pct.	Off-Def-Reb.	Avg.	A	TO	Blk	Stl	Pts.	Avg.
1988-89	30-8	599-20.0	88-161	.547	4-12	.333	50-78	.641	29-83-112	3.7	41	65	60	20	230	7.7
1989-90	35-13	757-21.6	152-238	.639	0-4	.000	86-132	.652	73-146-219	6.3	49	77	85	41	390	11.1
1990-91	38-35	931-24.5	254-361	.704	1-3	.333	87-135	.644	117-177-294	7.7	103	109	112	55	596	15.7
1991-92	34-30	956-28.1	186-309	.602	0-11	.000	86-133	.647	92-169-261	7.7	103	96	88	38	458	13.5
Totals	137-86	3,243-23.7	680-1,069	.636	5-30	.167	309-478	.645	311-575-886	6.5	296	347	345	154	1,674	12.2



10		#30 Scotty Thurman (1993-95)											1,650 Points			
		6-6 • F • Ruston, La. // Ruston HS														
Seasons	G-GS	Min-Avg.	FG-FGA	Pct.	3FG-3FGA	Pct.	FT-FTA	Pct.	Off-Def-Reb.	Avg.	A	TO	Blk	Stl	Pts.	Avg.
1992-93	31-31	890-28.7	204-439	.465	80-181	.442	52-65	.800	32-104-136	4.4	67	52	9	49	540	17.4
1993-94	34-34	987-29.0	201-429	.469	85-198	.429	52-71	.732	41-112-153	4.5	103	51	9	47	539	15.9
1994-95	37-37	1,186-32.1	206-450	.458	102-239	.427	57-73	.781	39-106-145	3.9	84	74	2	51	571	15.4
Totals	102-102	3,063-30.0	611-1318	.464	267-618	.432	161-209	.770	112-322-434	4.3	254	177	20	147	1,650	16.2



11		#28 George Kok (1945-48)											1,644 Points			
		6-10 • C • Grand Rapids, Mich. // Ottawa Hills HS														
Seasons	G-GS	Min-Avg.	FG-FGA	Pct.	3FG-3FGA	Pct.	FT-FTA	Pct.	Off-Def-Reb.	Avg.	A	TO	Blk	Stl	Pts.	Avg.
1944-45 (#42)	24	-	192	-	-	-	65-95	.684	-	-	-	-	-	-	449	18.7
1945-46 (#42)	23	-	154	-	-	-	80-107	.748	-	-	-	-	-	-	388	16.8
1946-47 (#10)	24	-	136	-	-	-	66-97	.680	-	-	-	-	-	-	338	14.1
1947-48 (#28)	23	-	191	-	-	-	87-128	.680	-	-	-	-	-	-	469	20.4
Totals	94	-	673	-	-	-	298-427	.698	-	-	-	-	-	-	1,644	17.5



12		#24 Jonathon Modica (2003-06)											1,589 Points			
		6-5 G/F • Smackover, Ark. // SMackover HS														
Seasons	G-GS	Min-Avg.	FG-FGA	Pct.	3FG-3FGA	Pct.	FT-FTA	Pct.	Off-Def-Reb.	Avg.	A	TO	Blk	Stl	Pts.	Avg.
2002-03	28-19	688-24.6	117-252	.464	31-86	.360	58-88	.659	56-69-125	4.5	17	53	2	29	323	11.5
2003-04	28-23	828-29.6	157-340	.462	37-114	.325	111-142	.782	59-66-125	4.5	34	62	2	21	462	16.5
2004-05	30-12	632-31.1	103-198	.520	30-70	.429	53-91	.582	35-50-85	2.8	47	57	2	22	289	9.6
2005-06	32-32	990-30.9	178-376	.473	55-157	.350	104-142	.732	58-70-128	4.0	53	66	1	36	515	16.1
Totals	118-86	3,138-26.6	555-1166	.476	153-427	.358	326-463	.704	208-255-463	3.9	151	238	7	108	1,589	13.5



13		#31 Ron Huery (1987-88, 1990-91)											1,550 Points			
		6-6 • F • Memphis, Tenn. // Whitehaven HS														
Seasons	G-GS	Min-Avg.	FG-FGA	Pct.	3FG-3FGA	Pct.	FT-FTA	Pct.	Off-Def-Reb.	Avg.	A	TO	Blk	Stl	Pts.	Avg.
1986-87	33-30	960-29.1	129-291	.443	22-61	.361	106-137	.774	43-74-117	3.5	89	100	3	59	386	11.7
1987-88	30-24	894-29.8	147-324	.454	27-69	.391	82-113	.726	43-78-121	4.0	72	75	16	51	403	13.4
1989-90	33-6	678-20.5	119-257	.463	17-52	.327	74-94	.787	31-67-98	3.0	82	41	16	37	329	10.0
1990-91	38-10	795-20.9	139-284	.489	28-73	.384	126-150	.840	57-67-124	3.3	108	63	35	60	432	11.4
Totals	134-70	3,327-24.8	534-1156	.462	94-255	.369	388-494	.785	174-286-460	3.4	351	279	70	207	1,550	11.6



14		#12 Kareem Reid (1996-99)											1,475 Points			
		5-11 • G • Bronx, N.Y. // St. Raymond HS														
Seasons	G-GS	Min-Avg.	FG-FGA	Pct.	3FG-3FGA	Pct.	FT-FTA	Pct.	Off-Def-Reb.	Avg.	A	TO	Blk	Stl	Pts.	Avg.
1995-96	33-31	1,117-33.8	141-357	.395	28-108	.259	116-169	.686	34-67-101	3.1	219	124	0	65	426	12.9
1996-97	32-29	986-30.8	112-271	.413	17-73	.233	74-106	.698	27-59-86	2.7	183	17	0	68	315	9.8
1997-98	32-28	944-29.5	127-295	.431	39-113	.345	88-119	.738	17-51-68	2.1	166	73	0	61	381	11.9
1998-99	34-29	917-28.6	117-293	.399	36-112	.321	83-108	.769	23-63-86	2.5	181	73	2	57	353	10.4
Totals	131-117	4,018-30.7	497-1216	.409	120-406	.296	361-502	.719	101-240-341	2.6	749	287	2	251	1,475	11.3



15		#10 Ron Brewer (1976-78)											1,440 Points			
		6-4 • G • Forth Smith, Ark. // Northside HS (Westark JC)														
Seasons	G-GS	Min-Avg.	FG-FGA	Pct.	3FG-3FGA	Pct.	FT-FTA	Pct.	Off-Def-Reb.	Avg.	A	TO	Blk	Stl	Pts.	Avg.
1975-76	28	-	130-226	.575	-	-	74-99	.748	105	3.8	-	-	-	-	334	11.9
1976-77	27	-	199-326	.610	-	-	61-97	.629	85	3.1	-	-	-	-	459	17.0
1977-78	36	1,291-35.9	258-486	.531	-	-	131-157	.834	112	3.1	99	98	27	77	647	18.0
Totals	91	1,291-35.9	587-1,038	.566	-	-	266-353	.754	302	3.3	99	98	27	77	1,440	15.8



16		#10 Ronnie Brewer (2004-06)											1,416 Points			
		6-7 • G • Fayetteville, Ark. // Fayetteville HS														
Seasons	G-GS	Min-Avg.	FG-FGA	Pct.	3FG-3FGA	Pct.	FT-FTA	Pct.	Off-Def-Reb.	Avg.	A	TO	Blk	Stl	Pts.	Avg.
2003-04	28-28	907-32.4	125-260	.481	17-64	.266	74-129	.574	59-94-153	5.5	94	72	20	57	341	12.2
2004-05	30-29	955-31.8	171-360	.475	36-91	.396	108-165	.655	52-93-145	4.8	101	61	14	76	486	16.2
2005-06	32-31	1,112-34.8	197-447	.441	51-151	.338	144-192	.750	39-115-154	4.8	104	70	15	83	589	18.4
Totals	90-88	2,974-33.0	493-1067	.462	104-306	.340	326-486	.671	150-302-452	5.0	299	203	49	216	1,416	15.7



1,000-POINT SCORERS




17		#44 Martin Terry (1972-73)											1,368 Points			
6-4 • G • Emporia, Kan. // Emporia HS (Hutchinson CC)																
Seasons	G-GS	Min-Avg.	FG-FGA	Pct.	3FG-3FGA	Pct.	FT-FTA	Pct.	Off-Def-Reb.	Avg.	A	TO	Blk	Stl	Pts.	Avg.
1971-72	26	-	213-454	.464	-	-	207-261	.793	141	5.4	-	-	-	-	633	24.3
1972-73	26	-	264-508	.520	-	-	207-242	.855	95	3.7	-	-	-	-	735	28.3
Totals	52	-	477-962	.496	-	-	414-503	.823	236	4.5	-	-	-	-	1,368	26.3



18		#20 Darrell Walker (1981-83)											1,325 Points			
6-3 • G • Chicago, Ill. // Corliss HS (Westark JC)																
Seasons	G-GS	Min-Avg.	FG-FGA	Pct.	3FG-3FGA	Pct.	FT-FTA	Pct.	Off-Def-Reb.	Avg.	A	TO	Blk	Stl	Pts.	Avg.
1980-81	31	926-29.9	137-269	.509	-	-	75-125	.600	139	4.5	103	120	28	79	349	11.3
1981-82	29	1,039-35.8	162-316	.513	-	-	106-161	.658	152	5.2	101	108	11	67	430	14.8
1982-83	30	1,105-36.8	197-374	.527	-	-	152-238	.639	172	5.7	98	116	11	84	546	18.2
Totals	90	3,070-34.1	496-959	.517	-	-	333-524	.635	463	5.1	302	344	50	230	1,325	14.7



19		#5 Darian Townes (2005-08)											1,318 Points			
6-10 • C • Alexandria, Va. // Archbishop Carroll (Hargrave Military Acad.)																
Seasons	G-GS	Min-Avg.	FG-FGA	Pct.	3FG-3FGA	Pct.	FT-FTA	Pct.	Off-Def-Reb.	Avg.	A	TO	Blk	Stl	Pts.	Avg.
2004-05	30-14	715-23.8	122-235	.519	1-1	1.000	60-86	.698	56-81-137	4.6	14	37	48	15	305	10.2
2005-06	32-12	714-22.3	126-252	.500	0-0	.000	52-83	.627	59-105-164	5.1	25	39	52	14	304	9.5
2006-07	35-5	619-17.7	118-220	.536	1-1	1.000	47-84	.560	50-100-150	4.3	21	43	56	11	284	8.1
2007-08	35-8	805-23.0	168-279	.602	0-0	.000	89-142	.627	77-116-193	5.5	31	46	38	21	425	12.1
TOTAL	132-39	2,853-21.6	534-986	.542	2-2	1.000	248-395	.628	242-402-644	4.9	91	165	194	61	1,318	10.0




20		#54 Dean Tolson (1972-74)											1,316 Points			
6-8 • C • Kansas City, Kan. // Central HS																
Seasons	G-GS	Min-Avg.	FG-FGA	Pct.	3FG-3FGA	Pct.	FT-FTA	Pct.	Off-Def-Reb.	Avg.	A	TO	Blk	Stl	Pts.	Avg.
1971-72	26	-	164-340	.482	-	-	76-155	.490	257	9.9	-	-	-	-	404	15.5
1972-73	25	-	183-356	.514	-	-	74-142	.521	310	12.4	-	-	-	-	440	17.6
1973-74	21	-	204-373	.547	-	-	64-115	.557	278	13.2	-	-	-	-	472	22.5
Totals	72	-	551-1069	.515	-	-	214-412	.585	845	11.7	-	-	-	-	1,316	17.0



21		#15 Rotnei Clarke (2009-11)											1,306 Points			
6-0 • G • Claremore, Okla. // Verdigris HS																
Seasons	G-GS	Min-Avg.	FG-FGA	Pct.	3FG-3FGA	Pct.	FT-FTA	Pct.	Off-Def-Reb.	Avg.	A	TO	Blk	Stl	Pts.	Avg.
2008-09	30-30	944-31.5	120-294	.408	83-211	.393	43-46	.935	13-43-56	1.9	32	25	1	27	366	12.2
2009-10	31-30	1,058-34.1	151-332	.455	100-234	.427	67-81	.827	5-69-74	2.4	37	36	3	36	469	15.1
2010-11	31-31	985-31.8	144-328	.439	91-208	.438	92-107	.860	10-84-94	3.0	49	38	1	24	471	15.2
TOTAL	92-91	2,987-32.5	415-954	.435	274-653	.420	202-234	.863	28-196-224	2.4	118	99	5	87	1,306	14.2



22		#33 Marshawn Powell (2010-13)											1,283 Points			
6-7 • F • Crozet, Va. // The Miller School																
Seasons	G-GS	Min-Avg.	FG-FGA	Pct.	3FG-3FGA	Pct.	FT-FTA	Pct.	Off-Def-Reb.	Avg.	A	TO	Blk	Stl	Pts.	Avg.
2009-10	32-32	992-31.0	190-380	.500	8-37	.216	90-142	.634	74-141-215	6.7	45	66	42	32	478	14.9
2010-11	28-18	628-22.4	117-251	.466	7-28	.250	62-94	.660	46-81-127	4.5	29	41	14	21	303	10.8
2011-12	2-2	43-21.5	15-21	.714	0-2	.000	9-13	.692	5-7-12	6.0	3	8	3	2	39	19.5
2012-13	32-31	819-25.6	175-359	.487	27-78	.346	86-134	.642	61-113-174	5.4	43	58	37	38	463	14.5
TOTAL	94-83	2,482-26.4	497-1,011	.492	42-145	.290	247-383	.645	186-342-528	5.6	120	173	96	93	1,283	13.6



23		#24 U.S. Reed (1978-81)											1,260 Points			
6-2 • G • Pine Bluff, Ark. // Pine Bluff HS																
Seasons	G-GS	Min-Avg.	FG-FGA	Pct.	3FG-3FGA	Pct.	FT-FTA	Pct.	Off-Def-Reb.	Avg.	A	TO	Blk	Stl	Pts.	Avg.
1977-78	31	298-9.6	27-48	.563	-	-	31-45	.689	37	1.2	14	22	10	6	85	2.7
1978-79	30	990-33.0	128-238	.538	-	-	97-141	.688	95	3.2	63	56	19	27	353	11.8
1979-80	29	1,099-37.9	166-298	.557	-	-	74-93	.796	108	3.7	41	45	16	36	406	14.0
1980-81	32	1,129-35.3	155-302	.513	-	-	106-140	.757	131	4.1	40	74	22	50	416	13.0
Totals	122	3,516-28.8	476-886	.537	-	-	308-419	.735	371	3.0	158	197	67	119	1,260	10.3




24		#55 Derek Hood (1996-99)											1,247 Points			
6-8 • F • Kansas City, Kan. // Central HS																
Seasons	G-GS	Min-Avg.	FG-FGA	Pct.	3FG-3FGA	Pct.	FT-FTA	Pct.	Off-Def-Reb.	Avg.	A	TO	Blk	Stl	Pts.	Avg.
1995-96	33-28	717-21.7	105-222	.473	0-0	.000	36-82	.439	98-102-200	6.1	36	75	22	32	246	7.5
1996-97	32-31	872-27.3	130-269	.483	0-1	.000	50-79	.633	101-156-257	8.0	54	77	23	39	310	9.7
1997-98	32-29	722-22.6	119-237	.502	0-0	.000	32-60	.533	71-125-196	6.1	53	66	27	36	270	8.4
1998-99	34-34	978-28.8	173-306	.565	0-2	.000	75-110	.682	144-205-349	10.3	61	66	31	41	421	12.4
Totals	131-122	3,289-25.1	527-1034	.510	0-3	.000	193-331	.583	414-588-1,002	7.6	204	284	103	148	1,247	9.5





25		#33 Moses Kingsley (2014-17)											1,200 Points			
		6-10 • C • Abuja, Nigeria // Huntington (W.Va.) Prep														
Seasons	G-GS	Min-Avg.	FG-FGA	Pct.	3FG-3FGA	Pct.	FT-FTA	Pct.	Off-Def-Reb.	Avg.	A	TO	Blk	Stl	Pts.	Avg.
2013-14	32-0	368-11.5	43-81	.531	1-2	.500	41-63	.651	39-63-102	3.2	7	14	49	14	128	4.0
2014-15	36-4	391-10.9	49-101	.485	0-0	.000	33-53	.623	45-45-90	2.5	11	23	38	15	131	3.6
2015-16	32-31	945-29.5	183-334	.548	0-0	.000	142-223	.637	103-196-299	9.3	39	65	76	36	508	15.9
2016-17	36-36	998-27.7	149-319	.467	7-16	.438	128-169	.757	79-198-277	7.7	49	70	93	23	433	12.0
TOTAL	136-71	2702-19.9	424-835	.508	8-18	.444	344-508	.677	266-502-768	5.6	106	172	256	88	1,200	8.8



26		#55 Mario Credit (1987-90)											1,162 Points			
		6-9 • C • Kansas City, Kan. // Wyandotte HS														
Seasons	G-GS	Min-Avg.	FG-FGA	Pct.	3FG-3FGA	Pct.	FT-FTA	Pct.	Off-Def-Reb.	Avg.	A	TO	Blk	Stl	Pts.	Avg.
1986-87	32-11	498-15.6	77-126	.611	0-0	.000	39-60	.650	28-64-92	2.9	8	28	15	11	193	6.0
1987-88	30-15	693-23.1	107-183	.585	0-0	.000	79-118	.669	48-93-141	4.7	22	50	16	27	293	9.8
1988-89	32-24	717-22.4	149-246	.606	0-0	.000	68-117	.581	54-92-146	4.6	20	49	22	28	366	11.4
1989-90	33-26	621-18.8	106-185	.573	0-0	.000	98-126	.778	50-79-129	3.9	13	28	10	31	310	9.4
Totals	127-76	2,529-19.9	439-740	.593	0-0	.000	284-421	.675	180-328-508	4.0	63	155	63	97	1,162	9.1



27		#3 Charles Thomas (2005-08)											1,149 Points			
		6-8 • F • Jackson, Miss. // Callaway HS														
Seasons	G-GS	Min-Avg.	FG-FGA	Pct.	3FG-3FGA	Pct.	FT-FTA	Pct.	Off-Def-Reb.	Avg.	A	TO	Blk	Stl	Pts.	Avg.
2004-05 (#21)	29-18	529-18.2	52-126	.413	3-13	.231	53-69	.768	31-47-78	2.7	15	42	3	4	160	5.5
2005-06 (#21)	32-21	728-22.8	103-198	.520	6-12	.500	99-137	.723	77-83-160	5.0	25	44	5	19	311	9.7
2006-07 (#3)	34-29	803-23.6	120-270	.444	7-39	.179	117-151	.775	67-128-195	5.7	44	73	8	10	364	10.7
2007-08 (#3)	34-17	731-21.5	113-216	.523	5-13	.385	83-114	.728	56-96-152	4.5	47	76	6	16	314	9.2
TOTAL	129-85	2,791-21.6	388-810	.479	21-77	.273	352-471	.747	231-351-585	4.5	131	235	22	49	1,149	8.9



28		#15 Mason Jones (2019-20)											1,146 Points			
		6-5 • G • Desoto, Texas // Triple A Acad. (Link Year (Mo.) Prep Connors State College)														
Seasons	G-GS	Min-Avg.	FG-FGA	Pct.	3FG-3FGA	Pct.	FT-FTA	Pct.	Off-Def-Reb.	Avg.	A	TO	Blk	Stl	Pts.	Avg.
2018-19 (#13)	34-26	996-29.3	136-337	.404	76-208	.365	115-143	.804	18-114-132	3.9	96	61	5	31	463	13.6
2019-20 (#15)	31-30	1046-33.7	191-422	.453	68-194	.351	233-282	.826	22-147-169	5.5	106	99	6	50	683	22.0
Totals	65-56	2042-31.4	327-759	.431	144-402	.358	348-425	.819	40-261-301	4.6	202	160	11	81	1,146	17.6



29		#5 Anthlon Bell (2013-16)											1,144 Points			
		6-3 • G • Bartlett, Tenn. // Bartlett HS														
Seasons	G-GS	Min-Avg.	FG-FGA	Pct.	3FG-3FGA	Pct.	FT-FTA	Pct.	Off-Def-Reb.	Avg.	A	TO	Blk	Stl	Pts.	Avg.
2012-13	29-0	268-9.2	43-131	.328	33-104	.317	9-11	.818	4-20-24	0.8	9	8	3	4	128	4.4
2013-14	32-14	515-16.1	84-222	.378	50-151	.331	12-15	.800	14-26-40	1.3	23	21	2	11	230	7.2
2014-15	36-16	660-18.3	95-257	.370	65-185	.351	29-41	.707	12-30-42	1.2	50	32	4	21	284	7.9
2015-16	32-30	918-28.7	172-402	.428	89-202	.441	69-82	.841	22-71-93	2.9	39	35	7	21	502	15.7
TOTAL	129-60	2361-18.3	394-1012	.389	237-642	.369	119-149	.799	52-147-199	1.5	121	96	16	57	1,144	8.9



30		#13 Brandon Dean (1999-02)											1,130 Points			
		6-1 • G • Monroe, La. // Ouachita Parish HS														
Seasons	G-GS	Min-Avg.	FG-FGA	Pct.	3FG-3FGA	Pct.	FT-FTA	Pct.	Off-Def-Reb.	Avg.	A	TO	Blk	Stl	Pts.	Avg.
1998-99	33-7	565-17.1	92-202	.455	30-82	.366	17-33	.515	28-47-75	2.3	49	40	2	42	231	7.0
1999-00	34-17	719-21.1	112-254	.441	33-109	.303	33-53	.623	31-38-69	2.0	53	48	11	56	290	8.5
2000-01	31-14	584-18.8	91-211	.431	38-105	.362	34-55	.618	19-48-67	2.2	58	30	5	39	254	8.2
2001-02	29-24	750-25.9	132-273	.484	48-135	.356	43-59	.729	16-67-83	3.0	59	38	7	40	355	12.2
Totals	127-62	2618-20.6	427-940	.454	149-431	.346	127-200	.635	94-200-294	2.3	219	156	25	177	1,130	8.3



31		#4 Davonte "Devo" Davis (2020-24)											1,118 Points			
		6-4 • G • Jacksonville, Ark. // Jacksonville HS														
Seasons	G-GS	Min-Avg.	FG-FGA	Pct.	3FG-3FGA	Pct.	FT-FTA	Pct.	Off-Def-Reb.	Avg.	A	TO	Blk	Stl	Pts.	Avg.
2020-21	30-17	716-23.9	109-229	.476	2-13	.154	34-45	.756	36-98-134	4.5	64	48	5	35	254	8.5
2021-22	37-14	1021-27.6	114-266	.429	20-74	.270	58-82	.707	42-96-138	3.7	102	67	0	35	306	8.3
2022-23	35-31	1157-33.1	144-347	.415	47-136	.346	46-64	.719	24-129-153	4.4	87	72	4	48	381	10.9
2023-24	30-23	826-27.5	62-171	.363	16-66	.242	37-48	.771	21-82-103	3.4	61	34	1	22	177	5.9
TOTAL	132-85	3720-28.2	429-1013	.423	85-289	.294	175-239	.732	123-405-528	4.0	314	221	10	140	1118	8.5




32		#00 Rashad Madden (2012-15)											1,106 Points			
		6-5 • G • Lepanto, Ark. // East Poinsett CountyHS														
Seasons	G-GS	Min-Avg.	FG-FGA	Pct.	3FG-3FGA	Pct.	FT-FTA	Pct.	Off-Def-Reb.	Avg.	A	TO	Blk	Stl	Pts.	Avg.
2011-12	32-0	631-19.7	68-179	.380	17-71	.239	58-77	.753	25-81-106	3.3	58	50	9	15	211	6.6
2012-13	31-10	520-16.8	43-92	.467	7-35	.200	37-52	.712	19-56-75	2.4	57	35	7	17	130	4.2
2013-14	33-27	869-26.3	125-275	.455	50-125	.400	119-145	.821	28-66-94	2.8	91	77	9	28	419	12.7
2014-15	36-32	978-27.2	100-236	.424	46-122	.377	100-116	.862	31-101-132	3.7	164	84	5	29	346	9.6
Totals	132-69	2998-22.7	336-782	.430	120-353	.340	314-390	.805	103-304-407	3.1	370	246	30	89	1,106	8.4




1,000-POINT SCORERS



33		#24 Michael Qualls (2013-15)										1,100 Points				
<i>6-6 • F • Shreveport, La. // Huntington HS</i>																
Seasons	G-GS	Min-Avg.	FG-FGA	Pct.	3FG-3FGA	Pct.	FT-FTA	Pct.	Off-Def-Reb.	Avg.	A	TO	Blk	Stl	Pts.	Avg.
2012-13	31-5	483-15.6	55-137	.401	6-27	.222	28-46	.609	30-76-106	3.4	23	21	21	23	144	4.6
2013-14	33-17	815-24.7	129-301	.429	42-120	.350	83-122	.680	54-93-147	4.5	64	51	17	31	383	11.6
2014-15	36-34	1086-30.2	180-413	.436	55-165	.333	158-204	.775	59-133-192	5.3	60	61	17	32	573	15.9
Totals	100-56	2384-23.8	364-851	.428	103-312	.330	269-372	.723	143-302-445	4.5	147	133	55	86	1,100	11.0



34		#21 Alvin Robertson (1982-84)										1,097 Points				
<i>6-3 • G • Barborton, Ohio // Barborton HS (Crowder JC)</i>																
Seasons	G-GS	Min-Avg.	FG-FGA	Pct.	3FG-3FGA	Pct.	FT-FTA	Pct.	Off-Def-Reb.	Avg.	A	TO	Blk	Stl	Pts.	Avg.
1981-82	28	495-17.7	84-159	.528	-	-	35-58	.603	62	2.2	49	44	4	37	203	7.3
1982-83	28	915-32.7	161-294	.548	-	-	76-115	.661	137	4.9	101	91	8	88	398	14.2
1983-84	32-32	1,109-34.7	187-375	.499	-	-	122-182	.670	175	5.5	191	139	13	92	496	15.5
Totals	88-32	2,519-28.6	432-828	.522	-	-	233-355	.656	374	4.3	341	274	25	217	1,097	12.4



35		#25 James Eldridge (1968-70)										1,090 Points				
<i>6-5 • F • Green Forest, Ark. // Green Forest HS</i>																
Seasons	G-GS	Min-Avg.	FG-FGA	Pct.	3FG-3FGA	Pct.	FT-FTA	Pct.	Off-Def-Reb.	Avg.	A	TO	Blk	Stl	Pts.	Avg.
1967-68	24	-	155-305	.508	-	-	88-128	.688	173	7.2	-	-	-	-	398	16.6
1968-69	24	-	141-308	.458	-	-	46-73	.630	170	7.1	-	-	-	-	328	13.7
1969-70	24	-	149-339	.440	-	-	58-81	.716	174	7.3	-	-	-	-	364	15.2
Totals	72	-	445-952	.467	-	-	192-282	.681	517	7.2	-	-	-	-	1,090	15.1



36		#0 Jaylen Barford (2017-18)										1,087 Points				
<i>6-3 • G • Jackson, Tenn. // South Side HS (Motlow State CC)</i>																
Seasons	G-GS	Min-Avg.	FG-FGA	Pct.	3FG-3FGA	Pct.	FT-FTA	Pct.	Off-Def-Reb.	Avg.	A	TO	Blk	Stl	Pts.	Avg.
2016-17	36-30	914-25.4	174-397	.438	29-109	.266	82-109	.752	39-97-136	3.8	72	71	6	44	459	12.8
2017-18	35-35	1094-31.3	224-477	.470	81-201	.433	93-129	.721	35-102-137	3.9	89	67	10	35	628	17.9
Totals	77-65	2008-28.3	398-874	.455	116-301	.374	175-238	.735	74-199-273	3.8	161	138	16	79	1,087	15.3



37-T		#1 JD Notae (2021-22)										1,070 Points				
<i>6-2 • G • Covington, Ga. // Newton County HS (Jacksonville)</i>																
Seasons	G-GS	Min-Avg.	FG-FGA	Pct.	3FG-3FGA	Pct.	FT-FTA	Pct.	Off-Def-Reb.	Avg.	A	TO	Blk	Stl	Pts.	Avg.
2020-21	32-1	719-22.5	131-343	.382	56-167	.335	92-121	.760	16-84-100	3.1	61	66	11	46	410	12.8
2021-22	36-35	1195-33.2	233-589	.396	74-249	.297	120-155	.774	20-144-164	4.6	134	104	25	81	660	18.3
TOTAL	68-36	1914-28.1	364-932	.391	130-416	.313	212-276	.768	36-228-264	3.9	195	170	36	127	1,070	15.7



37-T		#4 Daryl Macon (2017-18)										1,070 Points				
<i>Little Rock, Ark. // Parkview HS (Holmes CC)</i>																
Seasons	G-GS	Min-Avg.	FG-FGA	Pct.	3FG-3FGA	Pct.	FT-FTA	Pct.	Off-Def-Reb.	Avg.	A	TO	Blk	Stl	Pts.	Avg.
2016-17	36-21	908-25.2	141-311	.453	65-168	.387	136-157	.866	19-76-95	2.6	80	65	2	41	483	13.4
2017-18	35-30	1082-30.9	174-389	.447	85-202	.421	154-176	.875	13-88-101	2.9	138	63	2	36	587	16.8
Totals	71-51	1990-28.0	315-700	.450	150-370	.405	290-333	.871	32-164-196	2.8	218	128	4	77	1,070	15.1



39		Tommy Boyer (1961-63)										1,067 Points				
<i>6-6 • G • Fort Smith, Ark. // Northside HS</i>																
Seasons	G-GS	Min-Avg.	FG-FGA	Pct.	3FG-3FGA	Pct.	FT-FTA	Pct.	Off-Def-Reb.	Avg.	A	TO	Blk	Stl	Pts.	Avg.
1960-61	23	-	99-229	.432	-	-	43-58	.741	105	4.6	-	-	-	-	241	10.5
1961-62	23	-	131-308	.425	-	-	125-134	.933	111	4.8	-	-	-	-	387	16.8
1962-63	24	-	146-326	.448	-	-	147-161	.913	76	3.2	-	-	-	-	439	18.3
Totals	70	-	376-863	.436	-	-	315-353	.892	292	4.2	-	-	-	-	1,067	15.2



40		#00 Mike Washington (2007-10)										1,065 Points				
<i>6-9 • F • McGehee, Ark. // Genesis (Miss.) One HS</i>																
Seasons	G-GS	Min-Avg.	FG-FGA	Pct.	3FG-3FGA	Pct.	FT-FTA	Pct.	Off-Def-Reb.	Avg.	A	TO	Blk	Stl	Pts.	Avg.
2006-07 (#15)	25-1	221-8.5	36-79	.456	4-14	.286	14-23	.609	21-21-42	1.6	6	16	7	4	90	3.5
2007-08 (#15)	35-9	468-13.4	52-126	.413	7-27	.259	38-61	.623	62-76-138	3.9	18	34	24	10	149	4.3
2008-09 (#00)	30-30	901-30.0	178-323	.551	5-30	.167	103-171	.602	105-189-294	9.8	27	62	39	29	464	15.5
2009-10 (#00)	29-27	735-25.3	126-254	.496	6-26	.231	104-160	.650	59-118-177	6.1	22	52	37	19	362	12.5
Totals	120-67	2,325-19.4	392-782	.501	22-97	.227	259-415	.624	247-404-651	5.4	73	164	107	62	1,065	8.9






41-T		#10 Bobby Portis (2014-15)											1,047 Points			
<i>6-11 • F • Little Rock, Ark. // Hall HS</i>																
Seasons	G-GS	Min-Avg.	FG-FGA	Pct.	3FG-3FGA	Pct.	FT-FTA	Pct.	Off-Def-Reb.	Avg.	A	TO	Blk	Stl	Pts.	Avg.
2013-14	34-34	918-27.0	161-316	.509	9-33	.273	87-118	.737	86-144-230	6.8	50	41	54	35	418	12.3
2014-15	36-36	1076-29.9	250-466	.536	14-30	.467	115-156	.737	133-188-321	8.9	42	56	50	39	629	17.5
Totals	70-70	1994-28.5	411-782	.526	23-63	.365	202-274	.737	219-332-551	7.9	92	97	104	74	1,047	15.0



41-T		#15 Eric Ferguson (2003-06)											1,047 Points			
<i>6-1 • G • Long Island, N.Y. // Hempstead HS (Milford (Conn.) Acad.)</i>																
Seasons	G-GS	Min-Avg.	FG-FGA	Pct.	3FG-3FGA	Pct.	FT-FTA	Pct.	Off-Def-Reb.	Avg.	A	TO	Blk	Stl	Pts.	Avg.
2002-03 (#11)	28-26	932-33.3	104-296	.351	46-150	.307	51-85	.600	13-73-86	3.1	91	109	2	52	305	10.9
2003-04 (#11)	28-20	724-25.9	75-202	.371	29-85	.341	48-56	.857	12-61-73	2.6	78	55	6	37	227	8.1
2004-05 (#15)	30-17	817-27.2	98-245	.400	44-119	.370	23-38	.605	20-60-80	2.7	128	54	3	51	263	8.8
2005-06 (#15)	31-9	782-25.2	92-228	.404	41-126	.325	27-45	.600	12-62-74	2.4	82	66	0	32	252	8.1
Totals	117-72	3,255-27.8	369-971	.380	160-480	.333	149-224	.665	57-256-313	2.7	379	284	11	172	1,047	8.9



41-T		#3 Dusty Hannahs (2016-17)											1,047 Points			
<i>6-3 • G • Little Rock, Ark. // Pulaski Acad. (Texas Tech)</i>																
Seasons	G-GS	Min-Avg.	FG-FGA	Pct.	3FG-3FGA	Pct.	FT-FTA	Pct.	Off-Def-Reb.	Avg.	A	TO	Blk	Stl	Pts.	Avg.
2015-16	32-20	866-27.1	174-380	.458	81-187	.433	100-115	.870	19-58-77	2.4	29	41	0	20	529	16.5
2016-17	36-23	891-24.8	168-383	.439	74-191	.387	108-119	.908	20-42-62	1.7	43	60	4	16	518	14.4
TOTAL	68-43	1757-25.8	342-763	.448	155-378	.410	208-234	.889	39-100-139	2.0	72	101	4	36	1,047	15.4



44		#22 Jerry Carlton (1960-62)											1,042 Points			
<i>6-1 • G • Sheridan, Ark. // Sheridan HS</i>																
Seasons	G-GS	Min-Avg.	FG-FGA	Pct.	3FG-3FGA	Pct.	FT-FTA	Pct.	Off-Def-Reb.	Avg.	A	TO	Blk	Stl	Pts.	Avg.
1959-60	24	-	100-231	.433	-	-	59-80	.738	105	4.4	-	-	-	-	259	10.8
1960-61	23	-	122-281	.434	-	-	101-117	.863	96	4.2	-	-	-	-	345	15.0
1961-62	24	-	149-355	.419	-	-	140-159	.880	119	5.0	-	-	-	-	438	18.2
Totals	71	-	371-867	.428	-	-	300-356	.843	320	4.5	-	-	-	-	1,042	14.7



45		#12 Clint McDaniel (1992-95)											1,007 Points			
<i>6-4 • G • Tulsa, Okla. // Booker T. Washington HS</i>																
Seasons	G-GS	Min-Avg.	FG-FGA	Pct.	3FG-3FGA	Pct.	FT-FTA	Pct.	Off-Def-Reb.	Avg.	A	TO	Blk	Stl	Pts.	Avg.
1991-92	27-2	264-9.8	33-97	.340	11-35	.314	29-39	.744	12-17-29	1.1	31	31	2	26	106	3.9
1992-93	30-11	495-16.5	76-177	.429	21-73	.288	52-77	.675	24-34-58	1.9	48	34	4	45	225	7.5
1993-94	31-13	669-21.6	81-199	.407	38-108	.352	52-69	.754	22-65-87	2.8	59	30	2	53	252	8.1
1994-95	37-33	1,093-29.5	139-302	.460	55-139	.396	91-119	.765	31-82-113	3.1	90	71	1	102	424	11.5
Totals	125-59	2,521-20.2	329-775	.425	125-355	.352	224-304	.737	89-198-287	2.3	228	166	9	226	1,007	8.1



46		Robert McKenzie (1968-70)											1,006 Points			
<i>White Hall, Ark. // White Hall HS</i>																
Seasons	G-GS	Min-Avg.	FG-FGA	Pct.	3FG-3FGA	Pct.	FT-FTA	Pct.	Off-Def-Reb.	Avg.	A	TO	Blk	Stl	Pts.	Avg.
1967-68	24	-	125-283	.442	-	-	109-132	.826	150	6.3	-	-	-	-	359	15.0
1968-69	21	-	108-242	.446	-	-	68-84	.810	104	5.0	-	-	-	-	284	13.5
1969-70	24	-	135-305	.443	-	-	95-145	.655	182	7.6	-	-	-	-	365	15.2
Totals	69	-	367-830	.442	-	-	272-361	.753	436	6.3	-	-	-	-	1,006	14.6



MOST POINTS IN A GAME

Player	Year	Points	Opponent	Date
Rotnei Clarke	So.	51	Alcorn State	11/13/09
Martin Terry	Sr.	47	SMU	02/24/73
Martin Terry	Jr.	46	Texas A&M	01/22/72
Dean Tolson	Sr.	45	Texas A&M	03/02/74
Khalif Battle	Sr.	42	Missouri	02/20/24
Todd Day	Sr.	43	at LSU	01/11/92
Martin Terry	Sr.	43	vs Memphis (LR)	12/23/72
Mason Jones	Jr.	41	Tulsa	12/14/19
Joe Kleine	Sr.	41	vs Iowa State (Honolulu)	12/27/84
Dean Tolson	Sr.	41	at Indiana State	01/05/74
Ricky Sugg	Jr.	41	at Centenary	12/13/65
Mason Jones	Jr.	40	Auburn	02/04/20
Martin Terry	Jr.	40	Southern Illinois	12/11/71
Al Dillard	Jr.	39	Delaware State	12/11/93
Todd Day	Sr.	39	vs Alabama (SEC)	03/14/92
Sidney Moncrief	Sr.	39	vs Southern Miss (PB)	12/23/78
Vernon Murphy	Jr.	39	Missouri-St. Louis	12/21/70
Mason Jones	Jr.	38	Mississippi State	02/15/20
Mason Jones	Jr.	37	Tennessee	02/26/20
Jonathon Modica	Sr.	37	South Carolina	02/04/06
Joe Kleine	Sr.	37	at TCU	02/09/85
Alvin Robertson	Sr.	37	vs North Texas (PB)	12/17/83
Martin Terry	Sr.	37	vs Southern Illinois (LR)	12/30/72
Khalif Battle	Sr.	36	Vanderbilt	02/27/24
Mason Jones	Jr.	36	LSU	03/04/20
Rotnei Clarke	Jr.	36	at Vanderbilt	01/29/11
Joe Kleine	Sr.	36	vs Texas Tech (SWC)	03/10/85
Dean Tolson	Sr.	36	Rice	02/09/74
Martin Terry	Sr.	36	Missouri-St. Louis	01/06/73
Vernon Murphy	Jr.	36	Baylor	03/02/71
Johnny Adams	Sr.	36	at TCU	02/21/41
Tramon Mark	Jr.	35	Texas A&M	01/16/24
Bobby Portis	Fr.	35	Alabama	02/05/14
Courtney Fortson	So.	35	Mississippi State	01/28/10
Jannero Pargo	Sr.	35	at Mississippi State	02/27/02
Jannero Pargo	Sr.	35	Florida	01/26/02
Lee Mayberry	Sr.	35	LSU	03/03/92
Todd Day	Sr.	35	Auburn	01/04/92
Darrell Walker	Sr.	35	Alabama State	12/15/82
Martin Terry	Sr.	35	Texas A&M	01/13/73
Martin Terry	Sr.	35	at TCU	02/20/73
Martin Terry	Sr.	35	at Tulane	12/09/72
Tommy Rowland	Jr.	35	Centenary	12/12/66
Tommy Boyer	Jr.	35	vs LSU (LR)	12/19/62
Khalif Battle	Sr.	34	at Kentucky	03/02/24
Tramon Mark	Jr.	34	vs North Carolina (Atlantis)	11/24/23
Mason Jones	Jr.	34	South Carolina	01/29/20
Isaiah Joe	So.	34	at Ole Miss	01/11/20
Isaiah Joe	Fr.	34	FIU	12/01/18
Michael Washington	Jr.	34	vs North Texas (NLR)	01/03/09
Scotty Thurman	Fr.	34	Ole Miss	01/06/93
Scotty Thurman	Fr.	34	at Missouri	12/19/92
Todd Day	So.	34	Texas	01/25/90
Mario Credit	Jr.	34	vs Loyola-Marymount (NCAA)	03/16/89
Tim Scott	Jr.	34	Kansas	12/06/86
Martin Terry	Sr.	34	TCU	01/27/73
Martin Terry	Jr.	34	Texas	02/22/72
Dean Tolson	So.	34	Baylor	02/29/72
Isaiah Joe	So.	33	Texas Southern	11/19/19
Daryl Macon	Sr.	33	Tennessee	12/30/17
Dusty Hannahs	Jr.	33	vs Florida (SEC)	03/10/16
Marshawn Powell	Jr.	33	Oklahoma	12/04/12
Jonathon Modica	So.	33	Mississippi State	02/14/04
Jannero Pargo	Sr.	33	at Alabama	01/30/02
Pat Bradley	Jr.	33	South Carolina	02/18/98
Todd Day	Jr.	33	UAB	01/30/91
Joe Kleine	Sr.	33	vs Texas-San Antonio (LR)	12/18/84
Sidney Moncrief	Sr.	33	vs Rice	02/03/79
Dean Tolson	So.	33	TCU	02/12/72
Martin Terry	Jr.	33	at Rice	03/04/72
Martin Terry	Jr.	33	Baylor	02/29/72
Vernon Murphy	Jr.	33	Oklahoma	01/05/71
Robert McKenzie	So.	33	at Oklahoma City	01/25/68
Tommy Boyer	Jr.	33	TCU	02/10/62
George Kok	Sr.	33	at Rice	02/28/48
Keyon Menifield Jr.	So.	32	UNC Wilmington	12/30/23
Mason Jones	Jr.	32	Rice	11/05/19
Daniel Gafford	So.	32	LSU	01/12/19
Bobby Portis	So.	32	Vanderbilt	01/10/15
Rotnei Clarke	So.	32	East Tennessee State	11/27/09
Jannero Pargo	Sr.	32	UT Chattanooga	12/20/01

Player	Year	Points	Opponent	Date
Pat Bradley	Sr.	32	Western Carolina	12/07/98
Pat Bradley	Sr.	32	North Texas	12/30/98
Scotty Thurman	So.	32	at Auburn	01/15/94
Lenzie Howell	Sr.	32	Texas A&M	02/21/90
Joe Kleine	Sr.	32	at Texas Tech	01/16/85
Joe Kleine	Sr.	32	Texas	01/12/85
Joe Kleine	Jr.	32	Alabama State	12/21/83
Joe Kleine	Jr.	32	vs North Texas (PB)	12/17/83
Ted Thompson	Jr.	32	Western Kentucky	12/03/73
Dean Tolson	So.	32	TCU	02/12/72
Martin Terry	Jr.	32	at Texas A&M	02/15/72
Jerry Carlton	Sr.	32	Rice	01/30/62
George Kok	So.	32	Sedalia AAB	12/01/45
George Kok	So.	32	Rice	02/04 or 05/46
George Kok	Fr.	32	Texas A&M	02/23 or 24/45
Stanley Umude	GrSr.	31	at Georgia	02/02/22
JD Notae	Sr.	31	at Texas A&M	01/08/22
BJ Young	Fr.	31	Florida	02/18/12
Sonny Weems	Sr.	31	vs Indiana (NCAA)	03/21/08
Todd Day	Sr.	31	vs Jackson State (PB)	12/21/91
Todd Day	Jr.	31	vs Alabama (NCAA)	03/21/91
Lee Mayberry	So.	31	U.S. International	12/09/89
Lenzie Howell	Jr.	31	vs Texas A&M (SWC)	03/11/89
Keith Wilson	Sr.	31	Texas	02/08/89
Joe Kleine	Sr.	31	at Ohio State	12/01/84
Martin Terry	Sr.	31	Texas	02/13/73
Martin Terry	Jr.	31	at Rice	03/04/72
Tommy Rowland	Jr.	31	vs Michigan (Los Angeles)	12/30/66
Tommy Boyer	Sr.	31	Baylor	02/09 or 23/63
Tommy Boyer	Sr.	31	TCU	03/05/63
Pete Butler	Jr.	31	Texas	02/05 or 19/55
George Kok	Sr.	31	vs Pepperdine (Los Angeles)	12/30/47
Johnny Adams	Jr.	31	Central Missouri	12/30/39
JD Notae	Sr.	30	Kentucky	02/26/22
JD Notae	Sr.	30	Mercer	11/09/21
Mason Jones	Jr.	30	at Texas A&M	03/07/20
Mason Jones	Jr.	30	at Alabama	02/01/20
Jimmy Whitt Jr.	GrSr.	30	Vanderbilt	01/15/20
Mason Jones	So.	30	Mississippi State	02/16/19
Mason Jones	So.	30	Florida	01/09/19
Daryl Macon	Jr.	30	Ole Miss	02/18/17
Michael Qualls	Jr.	30	Alabama	01/22/15
Michael Washington	Jr.	30	Southeastern Louisiana	11/14/08
Jannero Pargo	Sr.	30	at Memphis	01/02/02
Joe Johnson	Fr.	30	Mississippi State	01/22/00
Pat Bradley	So.	30	at Missouri	12/07/96
Corliss Williamson	So.	30	vs Georgia (SEC)	03/11/94
Todd Day	Jr.	30	at Florida State	01/21/91
Todd Day	Jr.	30	at Houston	02/07/91
Mario Credit	Jr.	30	Texas	02/08/89
Steve Schall	Sr.	30	vs North Texas (LR)	01/04/79
Sidney Moncrief	Sr.	30	Oklahoma	12/02/78
Marvin Delph	Sr.	30	Texas	02/01/78
Marvin Delph	Jr.	30	SMU	02/02/77
Rickey Medlock	Jr.	30	at SMU	02/16/74
Martin Terry	Sr.	30	Missouri Western	12/04/72
Dean Tolson	So.	30	at Rice	03/04/72
Martin Terry	Jr.	30	Rice	02/05/72
Donnie Watts	Sr.	30	Rice	01/16/71
Almer Lee	Jr.	30	at Texas A&M	03/05/71
Tommy Boyer	Sr.	30	Texas Tech	02/19/63
Manuel Whitley	Sr.	30	vs Texas A&M (SWC Houston)	12/30/56

30-POINT GAME FAST FACTS

Total: 143

Total Players: 54

Most Recent: 34 by Khalif Battle at Kentucky (03/02/24)

Most in a Season: 10 by Martin Terry, 1973

Most in Career: 18 by Martin Terry, 1972-73

Last with Five or More in Same Season: Mason Jones, 2019-20 (9)

Most Recent Consecutive 30-Point Games: Khalif Battle (3)*

42 vs. Missouri (02/24/24); 36 vs. Vanderbilt (02/27/24); 34 at Kentucky (03/02/24)

* - Joins Mason Jones as the only Razorbacks with 3-straight, 30-point games

Most Recent Consecutive 30-Point Games by Different Players:

Isaiah Joe (34) at Ole Miss (01/11/20)

Jimmy Whitt Jr. (30) vs Vanderbilt (01/15/20)

Last Game with Multiple Players Scoring 30 Points:

Keith Wilson, 31 & Mario Credit, 30 vs. Texas (02/08/89)

BOLD = Top 10 in an SEC regular-season game



Arkansas' 145 100-Pt Games (139-6)

AP Rank	Ark Opp	Opponent	Result	Score	Year
10	--	U.S. International	W	166-101	12/09/89
--	--	Mississippi Valley State	W	142-62	11/25/20
20	--	Troy State	W	137-70	12/10/96
6	--	Montevallo	W	131-63	02/05/94
--	--	Baylor	W	131-109	02/29/72
--	--	Alcorn State	W	130-68	11/13/09
--	--	Texas Southern	W	129-63	12/28/93
--	--	Bethune-Cookman	W	128-46	12/04/91
16	--	Jackson State	W	127-74	11/22/96
2	--	Jackson State (LR)	W	126-88	12/29/90
1	--	Delaware State	W	123-66	12/11/93
16	--	vs Quincy College (PB)	W	123-60	01/02/91
10	--	vs Jackson State (PB)	W	123-76	12/21/92
8	--	Montevallo	W	122-64	02/25/95
--	--	FIU	W	121-89	12/01/18
--	--	Grambling	W	121-66	12/30/00
3	--	Centenary	W	121-94	12/06/94
2	--	Missouri	W	120-68	12/02/93
5	23	vs Texas (SWC)	W	120-89	03/10/91
--	--	vs Loyola-Marymount (NCAA)	W	120-101	03/16/89
22	--	Providence	W	118-79	01/23/99
--	--	Tulsa	W	118-69	02/25/89
--	--	Northwestern State	W	117-78	12/01/15
4	--	at Auburn	W	117-105	01/15/94
2	--	vs Georgia State (NCAA)	W	117-76	03/15/91
11	--	vs Delaware State (LR)	W	117-75	12/26/89
--	--	Alcorn State	W	116-75	12/02/95
20	--	Northwestern State	W	115-47	12/20/00
9	--	vs Baylor (SWC)	W	115-75	03/10/90
13	--	Mississippi State	W	115-58	02/20/93
--	--	Northwestern State	W	114-56	11/16/97
12	--	at Ole Miss	W	114-93	01/18/92
3	--	vs Louisiana Tech (LR)	W	114-97	12/15/90
2	--	vs Louisiana-Monroe (PB)	W	114-92	12/31/90
13	--	Texas A&M	W	114-100	02/21/90
2	--	at Texas Tech	W	113-86	01/12/91
2	--	Texas A&M	W	113-88	01/23/91
--	--	at Rice	W	113-108	03/04/72
--	--	Longwood	W	112-63	11/18/12
3	--	Kansas State	W	112-88	12/01/90
--	--	Rice	W	112-87	02/27/88
--	--	Southeastern Louisiana	W	111-65	12/03/13
21	--	Northwestern State	W	111-76	12/04/93
3	--	at Texas A&M	W	111-72	02/23/91
--	--	Rice	W	111-68	02/11/76
--	--	Ole Miss	W	110-80	03/05/14
16	--	Auburn	W	110-92	01/04/92
2	15	Oklahoma	W	110-88	11/16/90
--	--	Baylor	L	110-111 (OT)	03/02/71

AP Rank	Ark Opp	Opponent	Result	Score	Year
--	--	Hardin Simmons	W	110-101 (OT)	01/07/71
--	--	vs TCU	W	110-89	03/01/55
2	--	at Florida State	W	109-92	01/21/91
5	--	vs Rice (SWC)	W	109-80	03/09/91
6	--	Texas	W	109-100	01/25/90
6	--	at Alabama-Birmingham	W	109-95	01/27/90
--	--	vs Southern Utah (PB)	W	109-76	01/24/89
--	--	TCU	W	109-99	02/19/74
18	--	Bethune-Cookman	W	108-42	12/02/97
1	--	at LSU	W	108-105 (OT)	03/02/94
5	--	vs Texas A&M (SWC)	W	108-61	03/08/91
--	--	vs Rice (SWC)	W	108-72	03/10/89
13	--	Alabama State	W	108-65	12/15/82
14	--	TCU	W	108-65	02/10/79
--	--	TCU	W	108-77	03/05/64
--	--	Portland State	W	107-69	11/18/05
24	--	Jackson State	W	107-78	11/22/00
16	--	Auburn	W	107-83	02/21/98
2	--	Vanderbilt	W	107-70	11/14/90
--	--	Houston	W	107-79	03/06/89
--	--	Pittsburg State	W	107-82	12/10/70
--	--	UNC Wilmington	W	106-90	12/30/23
7	23	LSU	W	106-92 (OT)	03/03/92
3	--	Baylor	W	106-74	02/26/91
20	--	Morgan State	W	106-57	12/13/86
--	--	Baylor	W	106-71	03/02/85
--	--	Rice	W	106-81	02/09/74
8	--	LSU	W	105-81	01/31/95
9	8	at Kentucky	W	105-88	01/25/92
2	1	UNLV	L	105-112	02/10/91
11	--	at South Alabama	W	105-90	11/29/89
--	--	Texas	W	105-82	2/8/89
--	--	vs Florida State (LR)	L	105-112 (OT)	01/18/89
--	--	at Rice	W	105-79	03/3/73
--	--	Oral Roberts	W	104-69	12/19/17
--	--	UTSA	W	104-71	01/04/14
--	2	Auburn	W	104-88	02/24/99
--	11	Missouri	W	104-93	12/05/95
2	--	Alabama-Birmingham	W	104-72	01/30/91
12	--	Rice	W	104-80	03/03/90
--	--	Missouri-St. Louis	W	104-78	01/06/73
--	--	TCU	W	104-94	03/5/63
--	--	Rice	W	104-84	01/30/62
--	--	vs Ole Miss (LR)	W	104-72	12/20/52
23	--	Alabama State	W	103-48	12/31/97
--	--	North Carolina A&T	W	103-49	11/30/95
4	--	Jackson State	W	103-87	11/30/94
2	--	vs Tulsa (NCAA)	W	103-84	03/25/94
3	--	at Texas	W	103-96 (OT)	02/04/90
--	--	South Alabama	W	103-71	01/02/89

AP Rank	Ark Opp	Opponent	Result	Score	Year
--	6	Kansas	W	103-86	12/06/86
--	--	SMU	W	103-96	02/24/73
--	--	Rice	W	103-95	02/05/72
--	16	at Kentucky	L	102-111	03/02/24
--	--	vs UConn (Portland, Ore.)	W	102-67	11/26/17
--	--	UT Martin	W	102-56	12/19/13
--	--	Alcorn State	W	102-59	12/28/99
--	--	Prairie View A&M	W	102-50	12/18/04
--	--	Texas-Arlington	W	102-95	11/22/99
16	--	vs Tennessee (SEC)	W	102-96	03/06/98
1	--	Alabama	W	102-81	02/16/94
9	--	vs Oregon (LR)	W	102-75	11/26/89
--	--	Eastern New Mexico	W	102-55	12/30/75
--	--	Rockhurst	W	102-72	12/09/71
--	--	Mississippi State	W	102-71	12/13/52
12	--	at South Carolina	W	101-73	03/02/21
--	--	Bucknell	W	101-73	11/12/17
24	--	at Auburn	W	101-87	02/10/15
--	--	Northern Arizona (NIT)	W	101-75	03/12/96
3	--	vs Iowa (Honolulu)	W	101-92	12/30/94
14	2	Kentucky	W	101-94	02/10/93
10	--	Tulsa	W	101-87	12/23/92
13	--	at LSU	W	101-90	01/11/92
16	--	at South Alabama	W	101-82	12/30/91
2	--	Texas	W	101-89	01/10/91
2	--	South Alabama	W	101-91	12/11/90
--	--	Alcorn State	W	101-55	12/15/87
--	--	Sedalia (Mo.) AAB	W	101-73	12/01/45
--	--	Central Arkansas	W	100-75	12/12/20
--	--	Northwestern State	W	100-94	12/28/14
--	--	Maryland-Eastern Shore	W	100-40	01/02/01
20	--	North Texas	W	100-77	12/30/98
14	17	Ole Miss	W	100-87	02/05/98
15	--	at Louisville	W	100-83	12/09/97
7	--	Ole Miss	W	100-83	03/7/92
2	--	Rice	W	100-87	02/02/91
3	--	Texas Tech	W	100-77	02/07/90
12	--	Houston	W	100-89	01/22/90
12	--	at Texas A&M	W	100-84	01/20/90
--	--	vs Texas (SWC)	W	100-76	03/12/89
--	--	TCU	W	100-60	02/11/89
--	--	at Texas A&M	W	100-97 (2OT)	02/24/87
--	--	TCU	W	100-65	01/17/76
--	--	MacMurray (Ill.)	W	100-66	01/04/75
--	--	Western Kentucky	L	100-102	12/03/73
--	--	Texas A&M	W	100-89	01/22/72
--	--	Oklahoma	L	100-115	01/05/71

DID YOU KNOW: The 166 points scored by Arkansas versus U.S. International set the NCAA record at the time.

LARGEST WINNING MARGINS

Margin	Opponent	Score	Date
1.	82	Bethune-Cookman	128-46 12/04/91
2.	80	Mississippi Valley State	142-62 11/25/20
3.	74	at Ozark Athletic Club	81-7 1925-26 opener
4.	68	Northwestern (La.) State	115-47 12/20/00
	68	Montevallo	131-63 02/05/94
6.	67	Troy State	137-70 12/10/96
7.	66	Bethune-Cookman	108-42 12/02/97
	66	Texas Southern	129-63 12/28/93
	66	Baylor	94-28 01/05/45
10.	65	U.S. International	166-101 12/09/89
11.	64	Sedalia AAB	101-37 12/01/45
12.	63	Quincy College (PB)	123-60 01/02/92
13.	62	Alcorn State	130-68 11/13/09
14.	61	Fort Smith High School Faculty	69-8 01/01/24
15.	60	Maryland-Eastern Shore	100-40 01/02/01
	60	Baylor	90-30 01/06/45

LARGEST LOSING MARGINS

Margin	Opponent	Score	Date
1.	51	at Ole Miss	117-66 12/10/73
2.	40	at Mississippi State	79-39 12/15/51
3.	38	Parks Clothiers AAU	66-28 12/22/38
4.	37	at Kentucky	76-39 12/13/48
5.	35	at Cincinnati	92-57 01/18/97
	35	Cincinnati (NCAA)	97-62 03/15/58
7.	34	at Baylor	110-76 01/24/70
8.	33	at Texas	79-46 01/04/11
9.	32	Auburn	51-83 01/06/24
	32	at Mississippi State	78-46 02/09/16
	32	at Florida	75-43 01/22/11
	32	Pittsburgh (Honolulu, Hawaii)	114-82 12/29/86

LARGEST SEC WINNING MARGINS


Margin	Opponent	Score	Date
1.	57	Mississippi State	115-58 02/20/93
2.	44	Missouri	87-43 01/12/22
3.	36	at Vanderbilt	84-48 03/06/19
	36	Auburn	95-59 01/22/05
5.	35	LSU	87-52 02/10/10
6.	34	Mississippi State	98-64 01/21/97
7.	33	at Missouri	94-61 01/12/16
	33	Auburn	75-42 02/11/97
9.	32	Georgia	97-65 02/21/23
10.	30	Georgia	99-69 01/09/21
	30	Ole Miss	110-80 03/05/14
12.	29	Alabama	87-58 01/20/01
13.	28	at South Carolina	101-73 03/02/21
14.	27	Alabama	88-61 01/06/07
15.	26	Mississippi State	96-70 01/23/13
	26	LSU	87-61 02/20/08
	26	South Carolina	79-53 01/22/94
	26	Ole Miss	87-61 01/05/94
19.	25	LSU	82-57 01/11/97
20.	24	Auburn	107-83 02/21/98
	24	LSU	105-81 01/31/95
22.	23	Vanderbilt	56-33 01/12/13
	23	Ole Miss	69-46 01/05/05
	23	Tennessee	77-54 02/05/97
25.	22	Georgia	89-67 03/01/09
	22	Auburn	74-52 02/04/04
	22	LSU	86-64 01/27/99
	22	at Ole Miss	85-63 02/27/93
29.	21	Alabama	102-81 02/16/94
	21	at Ole Miss	114-93 01/18/92
	21	Mississippi State	99-78 01/15/92

LARGEST SEC LOSING MARGINS

Margin	Opponent	Score	Date
1.	32	Auburn	51-83 01/06/24
	32	at Mississippi State	46-78 02/09/16
	32	at Florida	43-75 01/22/11
4.	31	at Alabama	59-90 01/16/21
	31	at Kentucky	70-101 01/23/10
6.	30	at Missouri	63-93 03/05/13
	30	Florida	68-98 02/18/12
	30	at Mississippi State	54-84 02/08/03
9.	29	vs LSU (SEC)	56-85 03/13/03
10.	25	at Alabama	58-83 03/08/14
	25	at Mississippi State	55-80 01/15/05
	25	at Auburn	76-101 01/06/96

LARGEST HALFTIME COMEBACK WINS

Down	Opponent	Final Score	Date
1.	21 (



Martin Terry is the only Arkansas player to average better than 20 points for his career, scoring 1,368 points in 52 games.

SCORING AVERAGE LEADERS

Year	Player	G	Pts.	Avg.
2022-23	Ricky Council IV	36	581	16.1
2021-22	JD Notae	36	660	18.3
2020-21	Moses Moody	32	539	16.8
2019-20	Mason Jones # (8th in NCAA)	31	683	22.0
2018-19	Daniel Gafford	32	542	16.9
2017-18	Jaylen Barford	35	628	17.9
2016-17	Dusty Hannahs	36	518	14.4
2015-16	Dusty Hannahs	32	529	16.5
2014-15	Bobby Portis	36	629	17.5
2013-14	Rashad Madden	33	419	12.7
2012-13	BJ Young	31	470	15.2
2011-12	BJ Young	32	488	15.3
2010-11	Rotnei Clarke	31	471	15.2
2009-10	Courtney Fortson	18	323	17.9
2008-09	Michael Washington	30	464	15.5
2007-08	Sonny Weems	34	509	15.0
2006-07	Patrick Beverley	35	485	13.9
2005-06	Ronnie Brewer	32	589	18.4
2004-05	Ronnie Brewer	30	486	16.2
2003-04	Jonathon Modica	28	462	16.5
2002-03	Jonathon Modica	28	323	11.5
2001-02	Jannero Pargo	29	482	16.6
2000-01	Joe Johnson	30	427	14.2
1999-00	Joe Johnson	23	368	16.0
1998-99	Pat Bradley	34	480	14.1
1997-98	Pat Bradley	33	489	14.8
1996-97	Pat Bradley	32	461	14.4
1995-96	Kareem Reid	33	426	12.9
1994-95	Corliss Williamson	39	770	19.7
1993-94	Corliss Williamson	34	695	20.4
1992-93	Scotty Thurman	31	540	17.4

SEASON

1.	28.27	Martin Terry (735 pts, 26 gms)	#-LED SWC	1973
2.	24.35	Martin Terry (633 pts, 26 gms)		1972
3.	22.73	Todd Day (500 pts, 22 gms)		1992
4.	22.48	Dean Tolson (472 pts, 21 gms)		1974
5.	22.09	Joe Kleine (773 pts, 35 gms)	#-LED SWC	1985
6.	22.03	Mason Jones (683 pts, 31 gms)	#-LED SEC	2020
7.	22.00	Sidney Moncrief (660 pts, 30 gms)		1979
8.	20.68	Todd Day (786 pts, 38 gms)		1991
9.	20.44	Corliss Williamson (695 pts, 34 gms)		1994
10.	20.39	George Kok (469 pts, 23 gms)	#-LED SWC	1948

CAREER (MINIMUM 50 GMS)

1.	26.31	Martin Terry (1,368 pts, 52 gms)		1972-73
2.	18.99	Corliss Williamson (1,728 pts, 91 gms)		1993-95
3.	18.89	Todd Day (2,395 pts, 127 gms)		1989-92
4.	18.28	Dean Tolson (1,316 pts, 72 gms)		1972-74
5.	18.07	Joe Kleine (1,753 pts, 97 gms)		1983-85
6.	17.63	Mason Jones (1,146 pts, 65 gms)		2019-20
7.	17.31	George Kok (1,644 pts, 95 gms)		1945-48
8.	17.25	Almer Lee (897 pts, 52 gms)		1970-72
9.	16.93	Sidney Moncrief (2,066 pts, 122 gms)		1976-79
10.	16.63	Vernon Murphy (848 pts, 51 gms)		1970-72

SEC SEASON

1.	23.55	Mason Jones (424 pts, 18 gms)		2020
2.	23.00	Todd Day (368 pts, 16 gms)		1992
3.	21.75	Corliss Williamson (348 pts, 16 gms)		1995
4.	20.81	Corliss Williamson (333 pts, 16 gms)		1994
5.	19.71	JD Notae (335 pts, 17 gms)		2022
5.	18.81	Ronnie Brewer (301 pts, 16 gms)		2006
6.	18.61	Bobby Portis (335 pts, 18 gms)		2015
7.	18.00	Courtney Fortson (288 pts, 16 gms)		2010
8.	17.75	Jonathon Modica (284 pts, 16 gms)		2006
9.	17.25	Sonny Weems (276 pts, 16 gms)		2008

SEC CAREER (MINIMUM 30 GMS)

1.	19.68	Corliss Williamson (866 pts, 44 gms)		1993-95
2.	18.92	Mason Jones (681 pts, 36 gms)		2019-20
3.	17.06	Scotty Thurman (819 pts, 48 gms)		1993-95
4.	16.55	Courtney Fortson (513 pts, 31 gms)		2009-10
5.	15.69	Ronnie Brewer (753 pts, 48 gms)		2004-06
6.	15.36	Bobby Portis (553 pts, 36 gms)		2014-15
7.	15.31	Jannero Pargo (490 pts, 32 gms)		2001-02
8.	14.92	Dusty Hannahs (537 pts, 36 gms)		2016-17
9.	14.82	BJ Young (502 pts, 34 gms)		2012-13
10.	14.53	Joe Johnson (436 pts, 30 gms)		2000-01

Year	Player	G	Pts.	Avg.
1991-92	Todd Day	22	500	22.7
1990-91	Todd Day	38	786	20.7
1989-90	Todd Day	35	684	19.5
1988-89	Lenzie Howell	32	466	14.6
1987-88	Ron Huery	30	403	13.4
1986-87	Tim Scott	33	393	11.9
1985-86	William Mills	24	331	13.8
1984-85	Joe Kleine #	35	773	22.1
1983-84	Joe Kleine	32	581	18.2
1982-83	Darrell Walker #	30	546	18.2
1981-82	Scott Hastings	29	539	18.6
1980-81	Scott Hastings	32	523	16.3
1979-80	Scott Hastings	29	469	16.2
1978-79	Sidney Moncrief	30	660	22.0
1977-78	Ron Brewer	36	647	18.0
1976-77	Marvin Delph	28	552	19.7
1975-76	Marvin Delph	27	440	16.3
1974-75	Kent Allison	26	393	15.1
1973-74	Dean Tolson	21	472	22.5
1972-73	Martin Terry # (8th in NCAA)	26	735	28.3
1971-72	Martin Terry	26	633	24.3
1970-71	Almer Lee	23	441	19.2
1969-70	Almer Lee	24	408	17.0
1968-69	James Eldridge	24	328	13.7
1967-68	James Eldridge	24	398	16.6
1966-67	Tommy Rowland	24	443	18.5
1965-66	Ricky Sugg	24	328	13.6
1964-65	Ricky Sugg	24	340	14.2
1963-64	Jim Magness	24	356	14.8
1962-63	Tommy Boyer	24	439	18.3
1961-62	Jerry Carlton	24	438	18.2

Year	Player	G	Pts.	Avg.
1960-61	Pat Foster	23	355	15.4
1959-60	Clyde Rhoden	24	389	16.2
1958-59	Clyde Rhoden	24	350	14.6
1957-58	Fred Grim	27	380	14.1
1956-57	Terry Day	24	301	12.5
1955-56	Manuel Whitley	24	409	17.0
1954-55	Jerald Barnett	24	247	10.3
1953-54	Jerald Barnett	23	225	9.8
1952-53	Gene Lambert	21	270	12.9
1951-52	Walter Kearns	24	216	9.0
1950-51	Billy Hester	22	204	9.3
1949-50	Jim Cathcart	23	233	10.1
1948-49	Bob Ambler	26	259	10.0
1947-48	George Kok # (6th in NCAA)	24	469	19.5
1946-47	Al Williams	24	380	15.8

#-LED SEC (1991-92 season to pres)/SWC



GAME

1.	51	Rotnei Clarke vs. Alcorn State	11/13/09
2.	47	Martin Terry vs. SMU	02/24/73
3.	46	Martin Terry vs. Texas A&M	01/22/72
4.	45	Dean Tolson vs. Texas A&M	03/02/74
5.	43	Todd Day at LSU	01/11/92
	43	Martin Terry vs. Memphis	12/23/72
7.	42	Khalif Battle vs. Missouri	02/24/24
8.	41	Mason Jones vs. Tulsa	12/14/19
	41	Joe Kleine vs. Iowa State	12/27/84
	41	Dean Tolson at Indiana State	01/05/74
	41	Ricky Sugg at Centenary	12/13/65
12.	40	Mason Jones vs. Auburn	02/04/20
	40	Martin Terry vs. Southern Illinois	12/11/71

SEASON

1.	786	Todd Day	1991
2.	773	Joe Kleine	1985
3.	770	Corliss Williamson	1995
4.	735	Martin Terry	1973
5.	695	Corliss Williamson	1994
6.	684	Todd Day	1990
7.	683	Mason Jones	2020
8.	660	JD Notae	2022
	660	Sidney Moncrief	1979
10.	647	Ron Brewer	1978

CAREER

1.	2,395	Todd Day	1989-92
2.	2,066	Sidney Moncrief	1976-79
3.	1,940	Lee Mayberry	1989-92
4.	1,779	Scott Hastings	1979-82
5.	1,765	Pat Bradley	1996-99
6.	1,753	Joe Kleine	1983-85
7.	1,742	Marvin Delph	1975-78
8.	1,728	Corliss Williamson	1993-95
9.	1,674	Oliver Miller	1989-92
10.	1,650	Scotty Thurman	1993-95

POINTS LEADERS

Year	Player	G	Pts.	Avg.
2023-24	Tramon Mark	31	503	16.2
2022-23	Ricky Council IV	36	581	16.1
2021-22	JD Notae	36	660	18.3
2020-21	Moses Moody	32	539	16.8
2019-20	Mason Jones	31	683	22.0
2018-19	Daniel Gafford	32	542	16.9
2017-18	Jaylen Barford	35	628	17.9
2016-17	Dusty Hannahs	36	518	14.4
2015-16	Dusty Hannahs	32	529	16.5
2014-15	Bobby Portis	36	629	17.5
2013-14	Rashad Madden	33	419	12.7
2012-13	BJ Young	31	470	15.2
2011-12	BJ Young	32	488	15.3
2010-11	Rotnei Clarke	31	471	15.2
2009-10	Marshawn Powell	32	478	14.9
2008-09	Michael Washington	30	464	15.5
2007-08	Sonny Weems	34	509	15.0
2006-07	Patrick Beverley	35	485	13.9
2005-06	Ronnie Brewer	32	589	18.4
2004-05	Ronnie Brewer	30	486	16.2
2003-04	Jonathon Modica	28	462	16.5
2002-03	Jonathon Modica	28	323	11.5
2001-02	Jannero Pargo	29	482	16.6
2000-01	Joe Johnson	30	427	14.2
1999-00	Joe Johnson	23	368	16.0
1998-99	Pat Bradley	34	480	14.1
1997-98	Pat Bradley	33	489	14.8
1996-97	Pat Bradley	32	461	14.4
1995-96	Kareem Reid	33	426	12.9
1994-95	Corliss Williamson	39	770	19.7
1993-94	Corliss Williamson	34	695	20.4

SEC REGULAR-SEASON GAME


1.	43	Todd Day at LSU	01/11/92
2.	42	Khalif Battle vs. Missouri	02/24/24
4.	40	Mason Jones vs. Auburn	02/04/20
4.	38	Mason Jones vs. Mississippi State	02/25/20
5.	37	Mason Jones vs. Tennessee	02/26/20
	37	Jonathon Modica vs. South Carolina	02/04/06
	37	Mason Jones vs. LSU	03/04/20
8.	36	Khalif Battle vs. Vanderbilt	02/27/24
	36	Rotnei Clarke at Vanderbilt	01/29/11
10.	35	Tramon Mark vs. Texas A&M	01/16/24
	35	Bobby Portis vs. Alabama	02/05/14
	35	Courtney Fortson vs. Mississippi State	01/28/10
	35	Jannero Pargo at Miss. St.	02/27/02
	35	Jannero Pargo vs. Florida	01/26/02
	35	Lee Mayberry vs. LSU	03/03/92
	35	Todd Day vs. Auburn	01/04/92

SEC SEASON

1.	424	Mason Jones	2020
2.	368	Todd Day	1992
3.	348	Corliss Williamson	1995
4.	335	JD Notae	2022
	335	Bobby Portis	2015
6.	333	Corliss Williamson	1994
7.	301	Ronnie Brewer	2006
8.	289	Anthlon Bell	2016
9.	288	Courtney Fortson	2010
10.	284	Jonathon Modica	2006

SEC CAREER

1.	866	Corliss Williamson	1993-95
2.	855	Jonathon Modica	2003-06
3.	834	Pat Bradley	1996-99
4.	819	Scotty Thurman	1993-95
5.	753	Ronnie Brewer	2004-06
6.	701	Marshawn Powell	2010-13
7.	681	Mason Jones	2019-20
8.	668	Kareem Reid	1996-99
9.	647	Rotnei Clarke	2009-11
10.	635	Darian Townes	2005-08




Todd Day owns the program record for most points in a season (786) and for a career (2,395).

Year	Player	G	Pts.	Avg.
1961-62	Jerry Carlton	24	438	18.2
1960-61	Pat Foster	23	355	15.4
1959-60	Clyde Rhoden	24	389	16.2
1958-59	Clyde Rhoden	24	350	14.6
1957-58	Fred Grim	27	380	14.1
1956-57	Terry Day	24	301	12.5
1955-56	Manuel Whitley	24	409	17.0
1954-55	Jerald Barnett	24	247	10.3
1953-54	Jerald Barnett	23	225	9.8
1952-53	Gene Lambert	21	270	12.9
1951-52	Walter Kearns	24	216	9.0
1950-51	Billy Hester	22	204	9.3
1949-50	Jim Cathcart	23	233	10.1
1948-49	Bob Ambler	26	259	10.0
1947-48	George Kok	23	469	20.4
1946-47	Al Williams	24	380	15.8



REBOUND AVERAGE



Dean Tolson averaged 11.7 rebounds over three seasons at Arkansas, highlighted by the top two single-season performances.

SEASON

1.	13.24	Dean Tolson (278 in 21 gms)	1974
2.	12.40	Dean Tolson (310 in 25 gms)	1973
3.	10.26	Derek Hood (349 in 34 gms) # LED SEC	1999
4.	9.88	Dean Tolson (257 in 26 gms)	1972
5.	9.80	Mike Washington (294 in 30 gms) # LED SEC	2009
6.	9.76	Nick Davis (322 in 33 gms) # LED SEC	1998
7.	9.71	Ronnie Garner (233 in 24 gms)	1960
	9.71	Manuel Whitley (233 in 24 gms)	1956
9.	9.63	Sidney Moncrief (289 in 30 gms)	1979
10.	9.34	Moses Kingsley (299 in 32 gms)	2016

CAREER (MINIMUM 50 GMS)

1.	11.74	Dean Tolson (845 in 72 gms)	1972-74
2.	8.35	Vernon Murphy (426 in 51 gms)	1970-72
3.	8.32	Sidney Moncrief (1,015 in 122 gms)	1976-79
4.	8.31	Joe Kleine (806 in 97 gms)	1982-85
5.	7.87	Bobby Portis (551 in 70 gms)	2014-15
6.	7.71	Manuel Whitley (347 in 45 gms)	1953; 56
7.	7.65	Derek Hood (1,002 in 131 gms)	1996-99
8.	7.43	Jay Carpenter (557 in 75 gms)	1957-59
9.	7.37	Daniel Gafford (494 in 67 gms)	2018-19
10.	7.18	James Eldridge (517 in 72 gms)	1968-70

SEC SEASON

1.	9.50	Derek Hood (152 in 16 gms)	1999
2.	9.33	Bobby Portis (168 in 18 gms)	2015
3.	9.25	Nick Davis (148 in 16 gms)	1998
4.	8.88	Michael Washington (142 in 16 gms)	2009
5.	8.56	Daniel Gafford (154 in 18 gms)	2109
6.	8.33	Moses Kingsley (150 in 18 gms)	2016
7.	8.31	Patrick Beverley (133 in 16 gms)	2008
8.	8.30	Sunday Adebayo (83 in 10 gms)	1996
9.	7.81	Corliss Williamson (125 in 16 gms)	1994
	7.81	Derek Hood (125 in 16 gms)	1997

SEC CAREER (MINIMUM 30 GMS)

1.	8.08	Bobby Portis (291 in 36 gms)	2014-15
2.	7.39	Daniel Gafford (266 in 36 gms)	2018-19
3.	7.31	Derek Hood (468 in 64 gms)	1996-99
4.	6.75	Corliss Williamson (297 in 44 gms)	1993-95
5.	6.31	Patrick Beverley (202 in 32 gms)	2007-08
6.	6.03	Joe Johnson (181 in 30 gms)	2000-01
7.	5.74	Marshawn Powell (287 in 50 gms)	2010-13
8.	5.69	Coty Cark (205 in 36 gms)	2013-14
9.	5.28	Ronnie Brewer (169 in 32 gms)	2004-05
10.	5.25	Mike Washington (315 in 60 gms)	2007-10

REBOUNDING AVERAGE LEADERS

Season	Player	Games	Reb.	Avg.
2023-24	Trevon Brazile	26	153	5.9
2022-23	Makhi Mitchell	36	192	5.3
2021-22	Jaylin Williams	37	364	9.8
2020-21	Justin Smith	28	203	7.3
20019-20	Mason Jones	31	169	5.5
2018-19	Daniel Gafford	32	277	8.7
2017-18	Daniel Gafford	35	217	6.2
2016-17	Moses Kingsley	36	277	7.7
2015-16	Moses Kingsley	32	299	9.3
2014-15	Bobby Portis	36	321	8.9
2013-14	Bobby Portis	34	230	6.8
2012-13	Marshawn Powell	32	174	5.4
2011-12	Devonta Abron	32	135	4.2
2010-11	Delvon Johnson	31	223	7.2
2009-10	Marshawn Powell	32	215	6.7
2008-09	Michael Washington #	30	294	9.8
2007-08	Patrick Beverley	35	231	6.6
2006-07	Charles Thomas	35	195	5.7
2005-06	Darian Townes	32	164	5.1
2004-05	Ronnie Brewer	30	145	4.8
2003-04	Ronnie Brewer	28	153	5.5
2002-03	Dionisio Gomez	28	186	6.6
2001-02	Dionisio Gomez	28	139	5.0
2000-01	Joe Johnson	30	193	6.4
1999-00	Joe Johnson	23	132	5.7
1998-99	Derek Hood #	34	349	10.3
1997-98	Nick Davis #	33	322	9.8
1996-97	Derek Hood #	32	257	8.0
1995-96	Derek Hood	33	200	6.1
1994-95	Corliss Williamson	39	293	7.5
1993-94	Corliss Williamson	34	262	7.7

Season	Player	Games	Reb.	Avg.
1992-93	Corliss Williamson	18	92	5.1
1991-92	Oliver Miller	34	261	7.7
1990-91	Oliver Miller	38	294	7.7
1989-90	Oliver Miller	35	219	6.3
1988-89	Lenzie Howell	32	224	7.0
1987-88	Andrew Lang	30	218	7.3
1986-87	Andrew Lang	32	240	7.5
1985-86	Andrew Lang	26	168	6.5
1984-85	Joe Kleine	35	294	8.4
1983-84	Joe Kleine	32	293	9.2
1982-83	Joe Kleine	30	219	7.3
1981-82	Scott Hastings	29	175	6.0
1980-81	Scott Hastings	32	173	5.4
1979-80	Scott Hastings	29	194	6.7
1978-79	Sidney Moncrief	30	289	9.6
1977-78	Sidney Moncrief	36	278	7.7
1976-77	Sidney Moncrief	28	235	8.4
1975-76	Sidney Moncrief	28	213	7.6
1974-75	Kent Allison	26	213	8.2
1973-74	Dean Tolson	21	278	13.2
1972-73	Dean Tolson	25	310	12.4
1971-72	Dean Tolson	26	257	9.9
1970-71	Vernon Murphy	26	230	8.8
1969-70	Robert McKenzie	24	182	7.6
1968-69	James Eldridge	24	170	7.1
1967-68	Gary Stephens	24	182	7.6
1966-67	Tommy Rowland	23	206	8.9
1965-66	John Talkington	23	196	8.5
	J. D. McConnell	23	196	8.5
1964-65	J. D. McConnell	22	153	7.0
1963-64	Jim Magness	23	127	5.5

Season	Player	Games	Reb.	Avg.
1962-63	Jim Wilson	24	181	7.5
1961-62	Jim Wilson	24	158	6.6
1960-61	Ronnie Garner	23	180	7.8
1959-60	Ronnie Garner	24	233	9.7
1958-59	Jay Carpenter	24	211	8.8
1957-58	Harry Thompson	27	218	8.1
1956-57	Terry Day	24	224	9.3
1955-56	Manuel Whitley	24	233	9.7
1954-55	Pete Butler	24	173	7.2
1953-54	Raymond Shaw	23	138	6.0
1952-53	Walter Kearns	21	143	6.8

Led the SEC



GAME

1.	23	Nick Davis vs. Jackson State	11/21/97
2.	22	Dean Tolson vs. Texas	1973
	22	Dean Tolson vs. Rice	1973
	22	Dean Tolson vs. TCU	02/12/72
5.	21	Dean Tolson vs. Rice	1973
	21	Dean Tolson vs. S. Illinois	12/30/72
	21	Doug Campbell vs. Rockhurst	12/02/72
8.	20	Dean Tolson vs. Rice	02/09/74
	20	John Talkington vs. Texas	1966
10.	19	Dean Tolson vs. Baylor	02/23/74
	19	Dean Tolson vs. Texas	1974
	19	Dean Tolson vs. TCU	1974
	19	Dean Tolson vs. Rice	1973

SEASON

1.	364	Jaylin Williams	2022
2.	349	Derek Hood	1999
3.	322	Nick Davis	1998
4.	321	Bobby Portis	2015
5.	310	Dean Tolson	1973
6.	299	Moses Kingsley	2016
7.	294	Michael Washington	2009
	294	Oliver Miller	1991
	294	Joe Kleine	1985
10.	293	Corliss Williamson	1995
	293	Joe Kleine	1984

CAREER

1.	1,015	Sidney Moncrief	1976-79
2.	1,002	Derek Hood	1996-99
3.	886	Oliver Miller	1989-92
4.	845	Dean Tolson	1972-74
5.	806	Joe Kleine	1983-85
6.	768	Moses Kingsley	2014-17
7.	690	Andrew Lang	1985-88
8.	680	Scott Hastings	1979-82
9.	673	Todd Day	1989-92
10.	651	Mike Washington	2007-10

TOTAL REBOUND LEADERS

Season	Player	Games	Reb.	Avg.
2023-24	Trevon Brazile	26	153	5.9
2022-23	Makhi Mitchell	36	192	5.3
2021-22	Jaylin Williams	37	364	9.8
2020-21	Justin Smith	28	203	7.3
2019-20	Mason Jones	31	169	5.5
2017-18	Daniel Gafford	35	217	6.2
2016-17	Moses Kingsley	36	277	7.7
2015-16	Moses Kingsley	32	299	9.3
2014-15	Bobby Portis	36	321	8.9
2013-14	Bobby Portis	34	230	6.8
2012-13	Marshawn Powell	32	174	5.4
2011-12	Devonta Abron	32	135	4.2
2010-11	Delvon Johnson	31	223	7.2
2009-10	Marshawn Powell	32	215	6.7
2008-09	Michael Washington	30	294	9.8
2007-08	Patrick Beverley	35	231	6.6
2006-07	Charles Thomas	35	195	5.7
2005-06	Darian Townes	32	164	5.1
2004-05	Ronnie Brewer	30	145	4.8
2003-04	Ronnie Brewer	28	153	5.5
2002-03	Dionisio Gomez	28	186	6.6
2001-02	Dionisio Gomez	28	139	5.0
2000-01	Joe Johnson	30	193	6.4
1999-00	Chris Walker	34	154	4.5
1998-99	Derek Hood	34	349	10.3
1997-98	Nick Davis	33	322	9.8
1996-97	Derek Hood	32	257	8.0
1995-96	Derek Hood	33	200	6.1
1994-95	Corliss Williamson	39	293	7.5
1993-94	Corliss Williamson	34	262	7.7
1992-93	Darrell Hawkins	31	140	4.5

SEC REGULAR-SEASON GAME

1.	17	Dionisio Gomez vs. Georgia	01/18/03
	17	Nick Davis vs. Alabama	01/24/98
	17	Nick Davis at Auburn	01/21/98
4.	16	Jaylin Williams vs. Tennessee	02/19/22
	16	Steven Hill at Alabama	01/27/07
	16	Nick Davis at Georgia	02/25/96
	16	Corliss Williamson vs. Kentucky	03/12/94
	16	Todd Day at Tennessee	02/05/92
9.	15	Bobby Portis vs. LSU	03/07/15
	15	Mike Washington vs. Mississippi State	01/10/09
	15	Patrick Beverley at LSU	01/26/08
	15	Charles Thomas at Georgia	03/05/06
	15	Derek Hood at LSU	01/02/99
	15	Nick Davis vs. Vanderbilt	02/07/98

SEC SEASON

1.	183	Jaylin Williams	2022
2.	168	Bobby Portis	2015
3.	152	Derek Hood	1999
4.	150	Moses Kingsley	2016
5.	148	Nick Davis	1998
6.	142	Michael Washington	2009
7.	138	Moses Kingsley	2017
8.	133	Patrick Beverley	2008
9.	125	Corliss Williamson	1994
10.	123	Bobby Portis	2014

SEC CAREER

1.	468	Derek Hood	1996-99
2.	366	Moses Kingsley	2014-17
3.	315	Mike Washington	2007-10
4.	310	Darian Townes	2005-08
5.	297	Corliss Williamson	1993-95
6.	291	Bobby Portis	2014-15
7.	287	Marshawn Powell	2010-13
8.	262	Charles Thomas	2005-08
9.	261	Ronnie Brewer	2004-06
10.	258	Jonathon Modica	2003-06



Jaylin Williams set Arkansas overall (364) and SEC (183) season records for rebounds in 2021-22. He was second in the SEC and 19th in the NCAA with an average of 9.8 rebounds per game.

Season	Player	Games	Reb.	Avg.
1961-62	Jim Wilson	24	158	6.6
1960-61	Ronnie Garner	23	180	7.8
1959-60	Ronnie Garner	24	233	9.7
1958-59	Jay Carpenter	24	211	8.8
1957-58	Harry Thompson	24	218	9.1
1956-57	Terry Day	24	224	9.3
1955-56	Manuel Whitley	24	233	9.7
1954-55	Pete Butler	24	173	7.2
1953-54	Raymond Shaw	23	138	6.0
1952-53	Walter Kearns	21	143	6.8

Season	Player	Games	Reb.	Avg.
1991-92	Oliver Miller	34	261	7.7
1990-91	Oliver Miller	38	294	7.7
1989-90	Oliver Miller	35	219	6.3
1988-89	Lenzie Howell	32	224	7.0
1987-88	Andrew Lang	30	218	7.3
1986-87	Andrew Lang	32	240	7.5
1985-86	Andrew Lang	26	168	6.5
1984-85	Joe Kleine	35	294	8.4
1983-84	Joe Kleine	32	293	9.2
1982-83	Joe Kleine	30	219	7.3
1981-82	Scott Hastings	29	175	6.0
1980-81	Scott Hastings	32	173	5.4
1979-80	Scott Hastings	29	194	6.7
1978-79	Sidney Moncrief	30	289	9.6
1977-78	Sidney Moncrief	36	278	7.7
1976-77	Sidney Moncrief	28	235	8.4
1975-76	Sidney Moncrief	28	213	7.6
1974-75	Kent Allison	26	213	8.2
1973-74	Dean Tolson	21	278	13.2
1972-73	Dean Tolson	25	310	12.4
1971-72	Dean Tolson	26	257	9.9
1970-71	Vernon Murphy	26	230	8.8
1969-70	Robert McKenzie	24	182	7.6
1968-69	James Eldridge	24	170	7.1
1967-68	Gary Stephens	24	182	7.6
1966-67	Tommy Rowland	23	206	8.9
1965-66	John Talkington	23	196	8.5
	J. D. McConnell	23	196	8.5
1964-65	J. D. McConnell	22	153	7.0
1963-64	Jim Magness	23	127	5.5
1962-63	Jim Wilson	24	181	7.5



FIELD GOAL PERCENTAGE



As a junior in 1990-91, **Oliver Miller** led the nation in field goal percentage, making seven or more field goals in 22 contests.

GAME (MIN. 8 ATT.)

1.	1.000	Daniel Gafford vs. Montana State (8-8)	11/21/18
	1.000	Daniel Gafford vs. Minnesota (8-8)	12/09/17
	1.000	Bobby Portis vs. UTSA (8-8)	01/04/13
	1.000	Daryll Saulsberry vs. MacMurray (10-10)	01/04/75
	1.000	Lee Wilson vs. Montevallo (9-9)	02/25/95
	1.000	Steve Schall vs. Weber St. (9-9)	03/11/79
	1.000	Darrell Hawkins vs. Missouri State (8-8)	12/17/92
	1.000	Coty Clarke at Florida (8-8)	02/23/13
	1.000	Joe Kleine vs. St. Peter's (8-8)	12/28/83
8.	.923	Landis Williams vs. Montevallo (12-13)	02/25/95
9.	.909	Sunday Adebayo vs. Alcorn State (10-11)	12/21/95
	.909	Oliver Miller vs. Murray St. (10-11)	03/19/92
	.909	Joe Kleine at Rice (10-11)	01/27/84

SEASON (MIN. 100 ATT.)

1.	.704	Oliver Miller (254-361) * Led NCAA	1991
2.	.699	Leroy Sutton (79-113)	1983
3.	.665	Sidney Moncrief (149-224)	1976
4.	.6624	Makhii Mitchell (104-157)	2023
5.	.6623	Leroy Sutton (100-151)	1984
6.	.660	Daniel Gafford (214-324) #-LED SEC	2019
7.	.655	Jalen Graham (74-113)	2023
8.	.649	Sidney Moncrief (157-242)	1977
9.	.641	Steven Hill (93-145)	2007
10.	.639	Oliver Miller (152-238)	1990

CAREER (MIN. 500 ATT.)

1.	.636	Oliver Miller (680-1,069)	1989-92
2.	.635	Daniel Gafford (378-595)	2018-19
3.	.606	Sidney Moncrief (739-1,220)	1976-79
4.	.593	Mario Credit (439-740)	1987-90
5.	.585	Joe Kleine (668-1,142)	1983-85
6.	.5832	Charles Ballentine (333-571)	1982-85
7.	.5830	Corliss Williamson (657-1,127)	1993-95
8.	.557	Steve Schall (351-608)	1976-79
9.	.566	Ron Brewer (587-1,038)	1976-78
10.	.544	Scott Hastings (665-1,223)	1979-82

FIELD GOAL PCT LEADERS (MIN 100 ATT)

Season	Player	FGM	FGA	Pct.
2023-24	Makhi Mitchell	106	167	.635
2022-23	Makhi Mitchell	104	157	.662
2021-22	Au'Diese Toney	125	240	.521
2020-21	Justin Smith	159	292	.545
2019-20	Jimmy Whitt Jr.	181	372	.487
2018-19	Daniel Gafford #	214	324	.660
2017-18	Daniel Gafford	164	271	.605
2016-17	Manuale Watkins	93	165	.564
2015-16	Moses Kingsley	183	334	.548
2014-15	Bobby Portis	250	466	.536
2013-14	Bobby Portis	161	316	.509
2012-13	Coty Clarke	76	148	.514
2011-12	BJ Young	177	351	.504
2010-11	Delvon Johnson	111	204	.544
2009-10	Marshawn Powell	190	380	.500
2008-09	Michael Washington	178	323	.551
2007-08	Darian Townes	168	279	.602
2006-07	Steven Hill	93	145	.641
2005-06	Charles Thomas	103	198	.520
2004-05	Jonathon Modica	103	198	.520
2003-04	Ronnie Brewer	125	260	.481
2002-03	Dionisio Gomez	91	195	.467
2001-02	Dionisio Gomez	61	116	.526
2000-01	Alonzo Lane	88	171	.515
1999-00	Alonzo Lane	108	193	.560
1998-99	Derek Hood #	173	306	.565
1997-98	Landis Williams	84	139	.604
1996-97	Lee Wilson	84	157	.535
1995-96	Lee Wilson	86	162	.531
1994-95	Corliss Williamson	283	515	.550
1993-94	Corliss Williamson	273	436	.626

Season	Player	FGM	FGA	Pct.
1992-93	Corliss Williamson	101	176	.574
1991-92	Oliver Miller	186	309	.602
1990-91	Oliver Miller * #	254	361	.704
1989-90	Oliver Miller	152	238	.639
1988-89	Mario Credit	149	246	.606
1987-88	Mario Credit	107	183	.585
1986-87	Mario Credit	77	126	.611
1985-86	Eric Poerschke	56	113	.496
1984-85	Joe Kleine	294	484	.607
1983-84	Leroy Sutton	100	151	.662
1982-83	Leroy Sutton	79	113	.699
1981-82	Tony Brown	109	185	.589
1980-81	Scott Hastings	192	341	.563
1979-80	U.S. Reed	166	298	.557
1978-79	Steve Schall	138	223	.619
1977-78	Sidney Moncrief	209	354	.590
1976-77	Sidney Moncrief	157	242	.649
1975-76	Sidney Moncrief *	149	224	.665
1974-75	Kent Allison	172	282	.610
1973-74	Dean Tolson	204	373	.547
1972-73	Martin Terry	264	508	.520
1971-72	Doug Campbell	73	142	.514
1970-71	Donnie Watts	149	290	.514
1969-70	Ricky Tanneberger	75	161	.460
1968-69	Ricky Tanneberger	94	200	.470
1967-68	James Eldridge	155	305	.508
1966-67	Tommy Rowland	148	300	.483
1965-66	J.D. McConnell	120	259	.463
1964-65	John Talkington	107	220	.486
1963-64	Warren Vogel	111	242	.459
	Ricky Sugg	85	185	.459

SEC REGULAR-SEASON GAME (MIN. 9 ATT.)

1.	.889	Marshawn Powell vs. Vanderbilt (8-9)	01/12/13
	.889	Corliss Williamson at LSU (8-9)	02/02/93
3.	.846	Corliss Williamson vs. LSU (11-13)	01/11/94
4.	.833	Corliss Williamson vs. S. Carolina (10-12)	01/22/94
5.	.818	Patrick Beverley vs. Auburn (9-11)	03/08/08
	.818	Derek Hood vs. Auburn (9-11)	02/24/99
	.818	Corliss Williamson vs. Ole Miss (9-11)	01/05/94
	.818	Oliver Miller vs. Mississippi St. (9-11)	01/15/92
9.	.800	Steven Hill vs. LSU (8-10)	01/20/07
10.	.786	Corliss Williamson vs. Vanderbilt (11-14)	02/01/94

SEC SEASON (MIN. 90 ATT.)

1.	.652	Corliss Williamson (129-198)	1994
2.	.647	Daniel Gafford (121-187)	2019
3.	.625	Darian Townes (70-112)	2008
4.	.594	Oliver Miller (82-138)	1992
5.	.592	Dwight Stewart (58-98)	1993
6.	.589	Justin Smith (66-112)	2021
7.	.588	Corliss Williamson (70-119)	1993
8.	.560	Bobby Portis (136-243)	2015
	.560	Sunday Adebayo (51-91)	1996
10.	.555	Derek Hood (86-155)	1999

SEC CAREER (MIN. 200 ATT.)

1.	.621	Daniel Gafford (213-343)	2018-19
2.	.589	Corliss Williamson (318-540)	1993-95
3.	.540	Corey Beck (116-215)	1993-95
4.	.530	Bobby Portis (219-413)	2014-15
5.	.528	Darian Townes (262-496)	2005-08
6.	.513	Darrell Hawkins (123-240)	1992-93
7.	.512	Lee Wilson (109-213)	1994-97
8.	.498	Todd Day (128-257)	1992
9.	.496	Derek Hood (251-506)	1996-99
10.	.481	Mike Washington (177-368)	2007-10

Season	Player	FGM	FGA	Pct.
1962-63	Jim Magness	87	183	.475
1961-62	Jim Wilson	74	163	.454
1960-61	Ronnie Garner	102	212	.482
1959-60	Jerry Carlton	100	231	.433
1958-59	Clyde Rhoden	131	314	.417
1957-58	Harry Thompson	94	241	.390
1956-57	Fred Grim	107	297	.360
1955-56	Manuel Whitley	135	322	.419
1954-55	Jerald Barnett	88	199	.442
1953-54	Norman Smith	61	155	.393
1952-53	Raymond Shaw	60	151	.398
1951-52	Gene Lambert	74	166	.445
1950-51	Billy Hester	71	149	.476

Led the SEC/SWC

* Led the NCAA



GAME

1.	20	Dean Tolson vs. Texas A&M	03/02/74
2.	17	Dean Tolson vs. Rice	02/09/74
	17	Martin Terry vs. Southern Illinois	02/11/71
4.	16	Todd Day at LSU	01/11/92
	16	Dean Tolson vs. Indiana State	01/05/74
	16	Martin Terry vs. SMU	02/24/73
	16	Vernon Murphy vs. Missouri-St. Louis	12/21/70
8.	15	Rotnei Clarke vs. Alcorn State	11/13/09
	15	Joe Kleine vs. Iowa State	12/27/84
	15	Joe Kleine vs. UTSA	12/18/84
	15	Darrell Walker vs. Alabama State	12/15/82

SEASON

1.	294	Joe Kleine	1985
2.	283	Corliss Williamson	1995
3.	277	Todd Day	1991
4.	273	Corliss Williamson	1994
5.	264	Martin Terry	1973
6.	258	Ron Brewer	1978
7.	254	Oliver Miller	1991
8.	253	Marvin Delph	1978
9.	250	Bobby Portis	2015
10.	245	Marvin Delph	1977

CAREER

1.	835	Todd Day	1989-92
2.	762	Marvin Delph	1975-78
3.	739	Sidney Moncrief	1976-79
4.	723	Lee Mayberry	1989-92
5.	680	Oliver Miller	1989-92
6.	674	George Kok	1945-48
7.	668	Joe Kleine	1983-85
8.	665	Scott Hastings	1979-82
9.	657	Corliss Williamson	1993-95
10.	611	Scotty Thurman	1993-95

FIELD GOALS MADE LEADERS

Season	Player	FGM	FGA	Pct.
2023-24	Tramon Mark	168	350	.480
2022-23	Ricky Council IV	187	432	.433
2021-22	JD Notae	233	589	.396
2020-21	Moses Moody	165	286	.427
2019-20	Mason Jones	191	422	.453
2018-19	Daniel Gafford	214	324	.660
2017-18	Jaylen Barford #	224	477	.470
2016-17	Jaylen Barford	174	397	.438
2015-16	Moses Kingsley	183	334	.548
2014-15	Bobby Portis (6th in NCAA for 2015)	250	466	.536
2013-14	Bobby Portis	161	316	.509
2012-13	BJ Young	180	401	.449
2011-12	BJ Young	177	351	.504
2010-11	Rotnei Clarke	144	328	.439
2009-10	Marshawn Powell	190	380	.500
2008-09	Michael Washington	178	323	.551
2007-08	Sonny Weems	197	425	.464
2006-07	Sonny Weems	161	332	.485
2005-06	Ronnie Brewer	197	447	.441
2004-05	Ronnie Brewer	171	360	.475
2003-04	Jonathon Modica	157	340	.463
2002-03	Jonathon Modica	117	252	.464
2001-02	Jannero Pargo	165	359	.460
2000-01	Joe Johnson	162	346	.468
1999-00	Joe Johnson	140	302	.464
1998-99	Derek Hood	173	306	.565
1997-98	Pat Bradley	161	421	.382
1996-97	Pat Bradley	150	339	.442
1995-96	Kareem Reid	141	357	.395
1994-95	Corliss Williamson	283	515	.550

SEC REGULAR-SEASON GAME

1.	16	Todd Day at LSU	01/11/92
2.	14	Jimmy Whitt Jr., vs. Vanderbilt	01/15/20
	14	Daniel Gafford vs. LSU	01/12/19
	14	Bobby Portis vs. Alabama	02/05/14
5.	13	Bobby Portis vs. Vanderbilt	01/10/15
6.	12	Mason Jones vs. Auburn	02.04.20
	12	Daniel Gafford at Missouri	02/12/19
	12	Rotnei Clarke at Vanderbilt	01/29/11
	12	Marshawn Powell vs. Vanderbilt	02/27/10
	12	Jonathon Modica vs. Miss. St.	02/14/04
	12	Pat Bradley vs. South Carolina	02/18/98
	12	Corliss Williamson at Mississippi State	01/01/94
	12	Scotty Thurman at Auburn	01/15/94
	12	Scotty Thurman vs. Ole Miss	01/06/93
	12	Lee Mayberry vs. LSU	03/03/92

SEC SEASON

1.	136	Bobby Portis	2015
2.	129	Corliss Williamson	1994
3.	128	Todd Day	1992
4.	121	Daniel Gafford	2019
5.	119	Corliss Williamson	1995
6.	118	Mason Jones	2020
7.	117	Jaylen Barford	2018
8.	115	JD Notae	2022
9.	103	Scotty Thurman	1994
10.	102	Scotty Thurman	1993
	102	Sonny Weems	2008

SEC CAREER

1.	318	Corliss Williamson	1993-95
2.	300	Scotty Thurman	1993-95
3.	295	Jonathon Modica	2003-06
4.	271	Marshawn Powell	2010-13
5.	269	Pat Bradley	1996-99
6.	262	Darian Townes	2005-08
7.	251	Derek Hood	1996-99
8.	250	Ronnie Brewer	2004-06
9.	227	Kareem Reid	1996-99
10.	219	Bobby Portis	2014-15




Corliss Williamson led the Razorbacks in made field goals each of his three seasons on campus and is the all-time leader in SEC play.

Season	Player	FGM	FGA	Pct.
1963-64	Jim Magness	125	310	.403
1962-63	Tommy Boyer	146	326	.448
1961-62	Jerry Carlton	149	355	.419
1960-61	Jerry Carlton	122	281	.434
1959-60	Ronnie Garner	135	345	.391
1958-59	Clyde Rhoden	131	314	.417
1957-58	Fred Grim	147	396	.371
1956-57	Terry Day	113	422	.268
1955-56	Manuel Whitley	135	322	.419
1954-55	Jerald Barnett	88	199	.442
1953-54	Jerald Barnett	81	225	.360
1952-53	Gene Lambert	87	263	.331
1951-52	Walter Kearns	82	268	.306
1950-51	D.L. Miller	72	174	.414

Led the SEC



FIELD GOAL ATTEMPTS



Marvin Delph ranks third all-time in field goal attempts, leading the Razorbacks in scoring as a sophomore and junior.

GAME

1.	36	Dean Tolson vs. Texas A&M	03/02/74
2.	30	Dean Tolson vs. TCU	02/12/72
3.	29	Martin Terry vs. SMU	01/30/73
	29	Terry Day at Oklahoma	12/01/57
5.	28	Pat Bradley vs. North Texas	12/30/98
	28	Ronnie Garner at SMU	03/02/60
7.	27	Courtney Fortson at Vanderbilt	03/08/09
	27	Martin Terry at TCU	02/20/73
9.	26	Courtney Fortson at Mississippi State	01/14/10
	26	Todd Day at LSU	01/11/92
	26	Darrell Walker vs. Alabama State	12/15/82

SEASON

1.	589	JD Notae #-LED SEC	2022
2.	586	Todd Day	1991
3.	515	Corliss Williamson	1995
4.	508	Martin Terry	1973
5.	486	Ron Brewer	1978
6.	484	Joe Kleine	1985
7.	483	Todd Day	1990
8.	477	Jaylen Barford #-LED SEC	2018
9.	466	Bobby Portis	2015
10.	460	Marvin Delph	1977

CAREER

1.	1,744	Todd Day	1989-92
2.	1,460	Lee Mayberry	1989-92
3.	1,440	Marvin Delph	1975-78
4.	1,412	Pat Bradley	1996-99
5.	1,318	Scotty Thurman	1993-95
6.	1,223	Scott Hastings	1979-82
7.	1,220	Sidney Moncrief	1976-79
8.	1,216	Kareem Reid	1996-99
9.	1,166	Jonathon Modica	2003-06
10.	1,156	Ron Huery	1987-88, 90-91

SEC REGULAR-SEASON GAME

1.	27	Courtney Fortson at Vanderbilt	03/08/09
2.	26	Courtney Fortson at Miss. St.	01/14/10
	26	Todd Day at LSU	01/11/92
4.	25	Moses Moody at Alabama	01/16/21
	25	Scotty Thurman vs. Ole Miss	01/06/93
6.	23	Scotty Thurman at Alabama	02/15/95
	23	Todd Day vs. Vanderbilt	02/12/92
8.	22	Pat Bradley at Kentucky	01/17/98
9.	21	Marshawn Powell vs. Vanderbilt	02/27/10
	21	Mike Washington at LSU	01/31/09
	21	Corliss Williamson at Mississippi State	01/19/94
	21	Scotty Thurman vs. Tennessee	02/16/93
	21	Todd Day at Georgia	02/18/92

SEC SEASON

1.	287	JD Notae	2022
2.	270	Mason Jones	2020
3.	261	Jaylen Barford #-LED SEC	2018
4.	257	Todd Day	1992
5.	243	Bobby Portis	2015
6.	240	Courtney Fortson	2010
7.	229	Sonny Weems	2008
8.	226	Pat Bradley	1998
9.	225	Ronnie Brewer	2006
10.	224	Anthlon Bell	2016

SEC CAREER

1.	695	Pat Bradley	1996-99
2.	666	Jonathon Modica	2003-06
3.	645	Scotty Thurman	1993-95
4.	573	Ronnie Brewer	2003-06
5.	567	Marshawn Powell	2010-13
6.	545	Kareem Reid	1996-99
7.	540	Corliss Williamson	1993-95
8.	524	Eric Ferguson	2003-06
9.	509	Anthlon Bell	2013-16
10.	506	Derek Hood	1996-99

FIELD GOALS ATTEMPTED LEADERS

Season	Player	FGM	FGA	Pct.
2023-24	Tramon Mark	168	350	.480
2022-23	Ricky Council IV	187	432	.433
2021-22	JD Notae # (2nd in NCAA)	233	289	.396
2020-21	Moses Moody	165	286	.427
2019-20	Mason Jones	191	422	.453
2018-19	Daniel Gafford	214	324	.660
2017-18	Jaylen Barford #	224	477	.470
2016-17	Jaylen Barford	174	397	.438
2015-16	Anthlon Bell	172	402	.428
2014-15	Bobby Portis	250	466	.536
2013-14	Bobby Portis	161	316	.509
2012-13	BJ Young	180	401	.449
2011-12	BJ Young	177	351	.504
2010-11	Rotnei Clarke	144	328	.438
2009-10	Marshawn Powell	190	380	.500
2008-09	Courtney Fortson	154	363	.424
2007-08	Sonny Weems	197	425	.464
2006-07	Patrick Beverley	150	351	.427
2005-06	Ronnie Brewer	197	447	.441
2004-05	Ronnie Brewer	171	360	.475
2003-04	Jonathon Modica	157	340	.463
2002-03	Eric Ferguson	104	296	.351
2001-02	Jannero Pargo	165	359	.460
2000-01	Joe Johnson	162	346	.468
1999-00	Chris Walker	129	315	.410
1998-99	Pat Bradley	158	396	.399
1997-98	Pat Bradley	161	421	.382
1996-97	Pat Bradley	150	339	.442
1995-96	Kareem Reid	141	357	.395
1994-95	Corliss Williamson	283	515	.550
1993-94	Corliss Williamson	273	436	.626

Season	Player	FGM	FGA	Pct.
1992-93	Scotty Thurman	204	439	.465
1991-92	Lee Mayberry	181	368	.492
1990-91	Todd Day	277	586	.473
1989-90	Todd Day	237	483	.491
1988-89	Keith Wilson	162	347	.467
1987-88	Ron Huery	147	324	.454
1986-87	Tim Scott	125	327	.382
1985-86	Mike Ratliffe	137	298	.460
1984-85	Joe Kleine	294	484	.607
1983-84	Alvin Robertson	187	375	.494
1982-83	Darrell Walker	197	374	.527
1981-82	Scott Hastings	204	369	.553
1980-81	Scott Hastings	192	341	.563
1979-80	Scott Hastings	172	322	.534
1978-79	Scott Hastings	229	400	.560
1977-78	Ron Brewer	258	486	.531
1976-77	Marvin Delph	245	460	.533
1975-76	Marvin Delph	196	393	.499
1974-75	Kent Allison	172	282	.610
1973-74	Dean Tolson	204	373	.547
1972-73	Martin Terry	264	508	.520
1971-72	Martin Terry	213	454	.469
1970-71	Vernon Murphy	165	340	.485
1969-70	Almer Lee	180	418	.431
1968-69	James Eldridge	141	308	.458
1967-68	James Eldridge	155	305	.508
1966-67	Tommy Rowland	148	300	.483
1965-66	Ricky Sugg	122	273	.447
1964-65	Ricky Sugg	129	268	.481
1963-64	Jim Magness	125	310	.403
1962-63	Tommy Boyer	146	326	.448

Season	Player	FGM	FGA	Pct.
1961-62	Jerry Carlton	149	355	.419
1960-61	Jerry Carlton	122	281	.434
1959-60	Ronnie Garner	135	345	.391
1958-59	Clyde Rhoden	131	314	.417
1957-58	Fred Grim	147	396	.371
1956-57	Terry Day	113	422	.268
1955-56	Manuel Whitley	135	322	.419
1954-55	Pete Butler	76	223	.341
1953-54	Orval Elkins	63	227	.277
1952-53	Walter Kearns	86	276	.312
1951-52	Walter Kearns	82	268	.306
1950-51	D.L. Miller	72	174	.414

Led the SEC



GAME (MIN. 11 ATT.)

1.	1.000	Tommy Boyer vs. Texas Tech (18-18)	02/19/63
	1.000	Khalif Battle vs. Missouri (14-14)	02/24/24
	1.000	Daryl Macon vs. Texas (14-14)	12/17/16
	1.000	Kareem Reid vs. Memphis (14-14)	02/19/98
	1.000	Scott Hastings vs. Rice (14-14)	02/20/82
	1.000	Chris Lykes vs. Elon (12-12)	12/21/21
	1.000	Isaiah Joe vs. Tennessee (12-12)	02/26/20
	1.000	Ron Huery vs. California (12-12)	12/30/86
	1.000	Khalif Battle at Alabama (11-11)	03/09/24
	1.000	Alandise Harris vs. SMU (11-11)	11/18/13
	1.000	Sidney Moncrief vs. Houston (11-11)	1979
	1.000	Ron Brewer vs. TCU (11-11)	1978

SEASON (MIN. 60 ATT.)

1.	.939	Rickey Medlock (62-66)	1975
2.	.933	Tommy Boyer (125-134) * LED NCAA	1962
3.	.916	Rickey Medlock (87-95) * LED NCAA	1974
4.	.915	Robert Birden (65-71)	1975
5.	.914	Darrell Hawkins (74-81)	1992
6.	.913	Pat Bradley (63-69)	1997
7.	.913	Tommy Boyer (147-161) * LED NCAA	1963
8.	.908	Dusty Hannahs (108-119) # LED SEC	2017
9.	.902	Pat Bradley (74-82)	1998
10.	.890	Isaiah Joe (81-91)	2020

CAREER (MIN. 200 ATT.)

1.	.892	Tommy Boyer (315-353) +	1961-63
2.	.889	Dusty Hannahs (208-234)	2016-17
3.	.871	Daryl Macon (290-333)	2017-18
4.	.863	Rotnei Clarke (202-234)	2009-11
5.	.858	Pat Bradley (247-288)	1996-99
6.	.843	Jerry Carlton (300-356)	1960-62
7.	.829	Ricky Sugg (180-217)	1964-66
8.	.8233	Darrell Hawkins (219-266)	1988-93
9.	.8231	Martin Terry (414-503)	1972-73
10.	.819	Mason Jones (348-425)	2019-20

+ Boyer's career FT% was NCAA record, has since been broken

SEC REGULAR-SEASON GAME (MIN. 9 ATT.)


1.	1.000	Khalif Battle vs. Missouri (14-14)	02/24/24
	1.000	Isaiah Joe vs. Tennessee (12-12)	02/26/20
	1.000	Khalif Battle at Alabama (11-11)	03/09/24
	1.000	Tramon Mark at Georgia (10-10)	01/10/24
	1.000	Julysses Nobles (10-10) vs. Auburn	01/25/11
	1.000	Charles Thomas (10-10) vs. Louisiana Tech	12/30/06
	1.000	Robert Shepherd (10-10) vs. Kentucky	02/10/93
	1.000	Kendrick Davis (9-9) vs. Ole Miss	01/17/04
	1.000	Ali Thompson (9-9) vs. Mississippi State	02/23/97

SEC SEASON (MIN. 30 ATT.)

1.	.956	Isaiah Joe (43-45)	2020
2.	.941	Pat Bradley (32-34)	1997
	.941	Darrell Hawkins (32-34)	1992
4.	.918	Anthlon Bell (45-49)	2016
5.	.894	Dusty Hannahs (42-47)	2017
6.	.889	Khalif Battle (96-108)	2024
7.	.881	Jannero Pargo (37-42)	2002
8.	.868	Rotnei Clarke (59-68)	2011
9.	.867	Pat Bradley (39-45)	1998
10.	.864	Robert Shepherd (38-44)	1993

SEC CAREER (MIN. 60 ATT.)

1.	.885	Darrell Hawkins (77-87)	1992-93
2.	.878	Isaiah Joe (65-74)	2019-20
3.	.863	Jannero Pargo (63-73)	2001-02
4.	.861	Rotnei Clarke (93-108)	2009-11
5.	.841	Anthlon Bell (69-82)	2013-16
6.	.840	Pat Bradley (137-163)	1996-99
7.	.837	Dusty Hannahs (87-104)	2016-17
8.	.825	Rashad Madden (184-223)	2012-15
9.	.797	Robert Shepherd (51-64)	1992-93
10.	.794	Mason Jones (208-262)	2019-20



As a junior, **Rickey Medlock** led the nation in free throw percentage (.916) and his season percentage of .938 is tops on the school's list.

FREE THROW PERCENTAGE LEADERS (MIN 60 ATTS)

Season	Player	FTM	FTA	Pct.
2023-24	Khalif Battle	186	213	.873
2022-23	Ricky Council IV	173	218	.794
2021-22	Chris Lykes	112	128	.875
2020-21	Moses Moody	151	186	.812
2019-20	Isaiah Joe	81	91	.890
2019-19	Mason Jones	115	143	.804
2017-18	Daryl Macon #	154	176	.875
2016-17	Dusty Hannahs #	108	119	.908
2015-16	Dusty Hannahs #	100	115	.870
2014-15	Rashad Madden	100	116	.862
2013-14	Rashad Madden	119	145	.821
2012-13	Coty Clarke	75	101	.743
2011-12	Mardracus Wade	66	81	.815
2010-11	Rotnei Clarke	92	107	.860
2009-10	Rotnei Clarke	67	81	.827
2008-09	Michael Sanchez	65	90	.722
2007-08	Sonny Weems	61	76	.803
2006-07	Patrick Beverley	112	138	.812
2005-06	Ronnie Brewer	144	192	.750
2004-05	Charles Thomas	53	69	.768
2003-04	Jonathon Modica	111	142	.782
2002-03	Kendrick Davis	53	67	.791
2001-02	Jannero Pargo	57	73	.781
2000-01	T.J. Cleveland	63	84	.750
1999-00	Joe Johnson	60	79	.759
1998-99	Pat Bradley	71	86	.826
1997-98	Pat Bradley	74	82	.902
1996-97	Pat Bradley	63	69	.913
1995-96	Jesse Pate	48	67	.716
1994-95	Scotty Thurman	57	73	.781
1993-94	Clint McDaniel	52	69	.754

Season	Player	FTM	FTA	Pct.
1992-93	Darrell Hawkins	96	116	.828
1991-92	Darrell Hawkins	74	81	.914
1990-91	Ron Huery	126	150	.840
1989-90	Arlyn Bowers	54	68	.794
1988-89	Lenzie Howell	134	176	.761
1987-88	Tim Scott	73	88	.830
1986-87	Tim Scott	90	111	.811
1985-86	Mike Ratliff	94	126	.746
1984-85	Joe Kleine	185	257	.720
1983-84	Joe Kleine	163	211	.773
1982-83	Alvin Robertson	76	115	.661
1981-82	Tony Brown	52	68	.765
1980-81	U.S. Reed	106	140	.757
1979-80	U.S. Reed	74	93	.796
1978-79	Sidney Moncrief	212	248	.855
1977-78	Marvin Delph	82	94	.872
1976-77	Marvin Delph	62	84	.738
1975-76	Robert Birden	71	87	.816
1974-75	Rickey Medlock	62	66	.939
1973-74	Rickey Medlock * #	87	95	.916
1972-73	Martin Terry	207	242	.855
1971-72	Vernon Murphy	98	119	.824
1970-71	Donnie Watts	62	76	.816
1969-70	James Eldridge	58	81	.716
1968-69	Robert McKenzie	68	84	.810
1967-68	Robert McKenzie	109	132	.826
1966-67	Wally Freeman	52	71	.732
1965-66	Ricky Sugg	64	81	.790
1964-65	Ricky Sugg	77	89	.865
1963-64	Jim Magness	93	118	.788
1962-63	Tommy Boyer * #	147	161	.913

Season	Player	FTM	FTA	Pct.
1961-62	Tommy Boyer * #	125	134	.933
1960-61	Jerry Carlton	101	117	.863
1959-60	Ronnie Garner	89	112	.794
1958-59	Jay Carpenter	70	96	.729
1957-58	Fred Grim	86	102	.843
1956-57	Larry Grisham	89	113	.788
1955-56	Jerald Barnett	69	93	.742
1954-55	Jerald Barnett	71	95	.747
1953-54	Raymond Shaw	49	69	.710
1952-53	Orval Elkins	51	75	.680
1951-52	Gene Lambert	57	86	.663
1950-51	D.L. Miller	57	76	.750
1949-50	Jim Cathcart	63	108	.583

Led the SEC/SWC

* Led the NCAA





Third all-time in free throws made in SEC play, **Rashad Madden** is the only Arkansas native in program history to compile 1,000 points, 300 rebounds and 300 assists as a Razorback.

FREE THROWS MADE LEADERS

Season	Player	FTM	FTA	Pct.
2023-24	Khalif Battle	186	213	.873
2022-23	Ricky Council IV #	173	218	.794
2021-22	JD Notae	120	155	.774
2020-21	Moses Moody	151	186	.812
2019-20	Mason Jones * #	233	282	.826
2017-18	Daryl Macon	154	176	.875
2016-17	Daryl Macon	136	157	.866
2015-16	Moses Kingsley	142	223	.637
2014-15	Michael Qualls	158	204	.775
2013-14	Marshawn Powell	119	145	.821
2012-13	Marshawn Powell	86	134	.642
2011-12	BJ Young	84	113	.743
2010-11	Rotnei Clarke	92	107	.860
2009-10	Courtney Fortson	104	137	.759
	Mike Washington	104	160	.650
2008-09	Mike Washington	103	171	.602
2007-08	Darian Townes	89	142	.627
2006-07	Charles Thomas	117	151	.755
2005-06	Ronnie Brewer	144	192	.750
2004-05	Ronnie Brewer	108	165	.655
2003-04	Jonathon Modica	111	142	.782
2002-03	Jonathon Modica	58	88	.659
2001-02	JJ Sullinger	72	100	.720
2000-01	Joe Johnson	68	91	.747
1999-00	Chris Walker	64	96	.667
1998-99	Kareem Reid	83	108	.769
1997-98	Kareem Reid	88	119	.739
1996-97	Kareem Reid	74	106	.698
1995-96	Kareem Reid	116	169	.686
1994-95	Corliss Williamson	203	304	.668
1993-94	Corliss Williamson	149	213	.700

GAME

1.	22	Martin Terry vs. Texas A&M	01/22/72
2.	19	Vernon Murphy at Missouri-St. Louis	12/06/71
3.	18	Mason Jones vs. Mississippi State	02/15/20
	18	Tommy Boyer vs. Texas Tech	02/19/63
5.	17	Khalif Battle at Kentucky	03/02/24
	17	Tramon Mark vs. Texas A&M	01/16/24
	17	Corliss Williamson vs. Ole Miss	02/18/95
	17	Martin Terry at Tulane	11/09/72
9.	16	Moses Moody vs Alabama	02/24/21
	16	Tommy Boyer vs. SMU	1962
11.	15	Mason Jones vs. South Carolina	01/29/20

SEASON

1.	233	Mason Jones * LED NCAA	2020
2.	212	Sidney Moncrief #-LED SWC	1979
3.	207	Martin Terry	1973
	207	Martin Terry	1972
5.	203	Corliss Williamson	1995
	203	Sidney Moncrief	1978
7.	186	Khalif Battle	2024
	185	Joe Kleine	1985
9.	173	Ricky Council IV #-LED SEC	2023
10.	165	Todd Day	1991

CAREER

1.	588	Sidney Moncrief	1976-79
2.	499	Todd Day	1989-92
3.	449	Scott Hastings	1979-82
4.	417	Joe Kleine	1983-85
5.	414	Martin Terry	1972-73
6.	413	Corliss Williamson	1993-95
7.	388	Ron Huery	1987-88, 90-91
8.	361	Kareem Reid	1996-99
9.	352	Charles Thomas	2005-08
10.	348	Mason Jones	2019-20

SEC REGULAR-SEASON GAME

1.	18	Mason Jones vs. Mississippi State	02/15/20
2.	17	Khalif Battle at Kentucky	03/02/24
	17	Tramon Mark vs. Texas A&M	01/16/24
	17	Corliss Williamson vs. Ole Miss	02/18/95
5.	16	Moses Moody vs Alabama	02/24/21
6.	15	Mason Jones vs. South Carolina	01/29/20
7.	14	Khalif Battle vs. Vanderbilt	02/27/24
	14	Khalif Battle vs. Missouri	02/24/24
	14	Courtney Fortson vs. Mississippi State	01/28/10
10.	13	Khalif Battle vs. LSU	03/06/24
	13	Anthony Black at Auburn	01/07/23
	13	Corliss Williamson vs. Mississippi State	03/05/94
	13	Corliss Williamson at LSU	02/22/95

SEC SEASON

1.	146	Mason Jones #-LED SEC	2020
2.	109	Corliss Williamson	1995
3.	96	Khalif Battle	2024
4.	94	Courtney Fortson	2010
5.	91	Moses Moody	2021
6.	87	Ricky Council IV	2023
7.	83	Tramon Mark	2024
	83	Daryl Macon	2018
	83	Rashad Madden	2014
10.	82	Michael Qualls	2015

SEC CAREER

1.	229	Corliss Williamson	1993-95
2.	208	Mason Jones	2019-20
3.	196	Ronnie Brewer	2004-06
4.	184	Rashad Madden	2012-15
5.	180	Moses Kingsley	2014-17
6.	171	Jonathon Modica	2003-06
7.	157	Kareem Reid	1996-99
8.	137	Michael Qualls	2013-15
	137	Marshawn Powell	2010-13
	137	Pat Bradley	1996-99

Season	Player	FTM	FTA	Pct.
1992-93	Darrell Hawkins	96	116	.828
1991-92	Todd Day	97	127	.764
1990-91	Todd Day	165	221	.747
1989-90	Todd Day	139	183	.760
1988-89	Lenzie Howell	134	176	.761
1987-88	Ron Huery	82	113	.726
1986-87	Ron Huery	106	137	.774
1985-86	Mike Ratliff	94	126	.746
1984-85	Joe Kleine	185	257	.720
1983-84	Joe Kleine	163	211	.773
1982-83	Darrell Walker	152	238	.639
1981-82	Scott Hastings	131	177	.740
1980-81	Scott Hastings	139	189	.735
1979-80	Scott Hastings	125	160	.781
1978-79	Sidney Moncrief #	212	248	.855
1977-78	Sidney Moncrief	203	256	.793
1976-77	Sidney Moncrief	117	171	.684
1975-76	Daryll Saulsberry	91	127	.717
1974-75	Robert Birden	65	71	.915
1973-74	Rickey Medlock	87	95	.916
1972-73	Martin Terry	207	242	.855
1971-72	Martin Terry	207	261	.793
1970-71	Vernon Murphy	128	191	.670
1969-70	Robert McKenzie	95	145	.655
1968-69	Gary Stephens	82	127	.646
1967-68	Robert McKenzie	109	132	.826
1966-67	Tommy Rowland	117	168	.696
1965-66	Steve Rousseau	123	159	.774
1964-65	Steve Rousseau	88	112	.786
1963-64	Jim Magness	93	118	.788
1962-63	Tommy Boyer	147	161	.913

Season	Player	FTM	FTA	Pct.
1961-62	Tommy Boyer	125	134	.933
1960-61	Pat Foster	113	137	.825
1959-60	Clyde Rhoden	135	181	.746
1958-59	Clyde Rhoden	88	142	.620
1957-58	Fred Grim	86	102	.843
1956-57	Larry Grisham	89	113	.788
1955-56	Jerald Barnett	69	93	.742
1954-55	Norman Smith	92	127	.713
1953-54	Buddy Smith	71	102	.696
1952-53	Gene Lambert	96	145	.662
1951-52	Gene Lambert	57	86	.663
1950-51	Billy Hester	62	88	.705
1949-50	Jim Cathcart	63	108	.583

Led the SEC/SWC

* Led the NCAA



GAME

1.	24	Martin Terry vs. Texas A&M	01/22/72
2.	23	Vernon Murphy vs. Oklahoma	01/05/71
3.	22	Tramon Mark vs. Texas A&M	01/16/24
22		Corliss Williamson vs. Ole Miss	02/18/95
5.	21	Mason Jones vs. Mississippi State	02/15/20
	21	Martin Terry at Tulane	12/09/72
7.	19	Moses Moody vs. Alabama	02/24/21
	19	Kareem Reid vs. Jackson State	12/30/95
	19	Mario Credit vs. Ole Miss	12/13/88
10.	18	Khalif Battle at Kentucky	03/02/24
	18	Courtney Fortson vs. Mississippi State	01/28/10
	18	Corliss Williamson at Kentucky	02/09/94
	18	Todd Day vs. Texas	01/25/90
	18	Tommy Boyer vs. Texas Tech	1963

SEASON

1.	304	Corliss Williamson	1995
2.	282	Mason Jones * LED NCAA	2020
3.	261	Martin Terry	1972
4.	257	Joe Kleine	1985
5.	256	Sidney Moncrief	1978
6.	248	Sidney Moncrief	1979
7.	242	Martin Terry	1973
8.	238	Darrell Walker	1983
9.	223	Moses Kingsley	2016
10.	221	Todd Day	1991

CAREER

1.	752	Sidney Moncrief	1976-79
2.	668	Todd Day	1989-92
3.	615	Corliss Williamson	1993-95
4.	600	Scott Hastings	1979-82
5.	577	Joe Kleine	1983-85
6.	524	Darrell Walker	1981-83
7.	508	Moses Kingsley	2014-17
8.	503	Martin Terry	1972-73
9.	502	Kareem Reid	1996-99
10.	494	Ron Huery	1987-88, 90-91

FREE THROWS ATTEMPTED

Season	Player	FTM	FTA	Pct.
2023-24	Khalif Battle	186	216	.873
2022-23	Ricky Council IV	173	218	.794
2021-22	JD Notae	120	155	.774
2020-21	Moses Moody	151	186	.812
2019-20	Mason Jones * #	233	282	.826
2018-19	Daniel Gafford	114	193	.591
2017-18	Daryl Macon	154	176	.875
2016-17	Moses Kingsley	128	169	.757
2015-16	Moses Kingsley	142	223	.637
2014-15	Michael Qualls	158	204	.775
2013-14	Rashad Madden	119	145	.821
2012-13	Marshawn Powell	86	134	.642
2011-12	BJ Young	84	113	.743
2010-11	Delvon Johnson	75	126	.595
2009-10	Mike Washington	104	160	.650
2008-09	Mike Washington	103	171	.602
2007-08	Darian Townes	89	142	.627
2006-07	Charles Thomas	117	151	.775
2005-06	Ronnie Brewer	144	192	.750
2004-05	Ronnie Brewer	108	165	.655
2003-04	Jonathon Modica	111	142	.782
2002-03	Jonathon Modica	58	88	.659
2001-02	JJ Sullinger	72	100	.720
2000-01	Joe Johnson	68	91	.747
1999-00	Alonzo Lane	53	106	.500
1998-99	Derek Hood	75	110	.682
1997-98	Nick Davis	76	161	.472
1996-97	Kareem Reid	74	106	.698
1995-96	Kareem Reid	116	169	.686
1994-95	Corliss Williamson	203	304	.668
1993-94	Corliss Williamson	149	213	.700

SEC REGULAR-SEASON GAME

1.	22	Tramon Mark vs. Texas A&M	01/16/24
	22	Corliss Williamson vs. Ole Miss	02/18/95
3.	21	Mason Jones vs. Mississippi State	02/15/20
4.	19	Moses Moody vs. Alabama	02/24/21
5.	18	Khalif Battle at Kentucky	03/02/24
	18	Courtney Fortson vs. Mississippi State	01/28/10
	18	Corliss Williamson at Kentucky	02/09/94
8.	17	Khalif Battle vs. Vanderbilt	02/27/24
	17	Corliss Williamson at LSU	02/22/95
10.	16	Mason Jones vs. Auburn	02/04/20
	16	Mason Jones vs. South Carolina	01/29/20
	16	Courtney Fortson at Georgia	02/03/10
	16	Corey Beck at Alabama	01/08/94

SEC SEASON

1.	184	Mason Jones #-LED SEC	2020
2.	158	Corliss Williamson	1995
3.	134	Moses Kingsley	2016
4.	123	Courtney Fortson	2010
5.	115	Ricky Council IV	2023
6.	112	Michael Qualls	2015
7.	108	Khalif Battle	2024
8.	107	Moses Moody	2021
	105	Ronnie Brewer	2006
10.	101	Tramon Mark	2024
	101	Moses Kingsley	2017

SEC CAREER

1.	323	Corliss Williamson	1993-95
2.	287	Ronnie Brewer	2004-06
3.	280	Moses Kingsley	2014-17
4.	262	Mason Jones	2019-20
5.	244	Jonathon Modica	2003-06
6.	223	Rashad Madden	2012-15
7.	210	Kareem Reid	1996-99
8.	207	Marshawn Powell	2010-13
9.	198	Michael Qualls	2013-15
10.	192	Corey Beck	1993-95



Mason Jones became the first Razorback to lead the SEC (ranking 8th nationally) in scoring (22.03 ppg). A key to that was him leading the NCAA in both free throws made (233) and attempted (282).

Season	Player	FTM	FTA	Pct.
1961-62	Tommy Boyer	125	134	.933
1960-61	Pat Foster	113	137	.825
1959-60	Clyde Rhoden	135	181	.746
1958-59	Clyde Rhoden	88	142	.620
1957-58	Fred Grim	86	102	.843
1956-57	Larry Grisham	89	113	.788
	Terry Day	75	113	.663
1955-56	Jerald Barnett	69	93	.742
1954-55	Pete Butler	87	139	.626
1953-54	Jerald Barnett	63	103	.612
1952-53	Gene Lambert	96	145	.662
1951-52	Walter Kearns	52	92	.565
1950-51	Billy Hester	62	88	.705
1949-50	Jim Cathcart	63	108	.583

Led the SEC
* Led the NCAA



ARKANSAS RAZORBACKS

3-POINT FIELD GOAL PERCENTAGE



Scotty Thurman shot over 42 percent from long range each of his three seasons, making 80 or more threes each year.

3-POINT FG PCT. LEADERS (MIN 75 ATT)

Season	Player	3PTM	3PTA	Pct.
2023-24	Tramon Mark	36	99	.364
2022-23	Davonte Davis	47	136	.346
2021-22	Stanley Umude	53	143	.371
2020-21	Moses Moody	58	162	.358
2019-20	Mason Jones	68	194	.351
2018-19	Isaiah Joe #	113	273	.414
2017-18	Jaylen Barford #	87	201	.433
2016-17	Daryl Macon	65	168	.387
	Dusty Hannahs	74	191	.387
2015-16	Anthlon Bell	89	202	.441
2014-15	Rashad Madden	46	122	.377
2013-14	Rashad Madden	50	125	.400
2012-13	Marshawn Powell	27	78	.346
2011-12	Mardracus Wade #	70	147	.476
2010-11	Rotnei Clarke	91	208	.438
2009-10	Rotnei Clarke #	100	234	.427
2008-09	Rotnei Clarke	83	211	.393
2007-08	Patrick Beverley	65	172	.378
2006-07	Patrick Beverley	73	189	.386
2005-06	Jonathon Modica	55	157	.350
2004-05	Ronnie Brewer	36	91	.396
2003-04	Eric Ferguson	29	85	.341
2002-03	Jonathon Modica	31	86	.360
2001-02	Jannero Pargo	95	220	.432

GAME (MIN. 4 ATT.)

1.	1.000	Patrick Beverley vs. Auburn (6-6)	03/08/08
	1.000	Dusty Hannahs vs. Charleston S. (5-5)	11/20/15
	1.000	Mardracus Wade at Georgia (5-5)	02/08/12
	1.000	Sonny Weems at LSU (5-5)	01/26/08
		(4-4) 15 times: Last:	
1		Daryl Macon vs. Auburn (4-4)	02/27/18

SEASON (MIN. 75 ATT.)

1.	.504	Lee Mayberry (65-129) # LED SWC	1990
2.	.477	Arlyn Bowers (41-86)	1991
3.	.476	Mardracus Wade (70-147) # LED SEC	2012
4.	.443	Joe Johnson (35-79)	2001
5.	.442	Scotty Thurman (80-181)	1993
6.	.441	Anthlon Bell (889-202)	2016
7.	.438	Rotnei Clark (91-208)	2011
8.	.4331	Dusty Hannahs (81-187)	2016
9.	.4328	Jaylen Barford (87-201)	2018
10.	.4318	Jannero Pargo (95-220)	2002

CAREER (MIN. 300 ATT.)

1.	.432	Scotty Thurman (267-618)	1993-95
2.	.425	Jannero Pargo (168-395)	2001-02
3.	.424	Lee Mayberry (218-514)	1989-92
4.	.420	Rotnei Clarke (274-653)	2009-11
5.	.410	Dusty Hannahs (155-378)	2016-17
6.	.405	Daryl Macon (150-370)	2017-18
7.	.401	Al Dillard (138-344)	1994-95
8.	.400	Pat Bradley (366-915)	1996-99
9.	.390	Isaiah Joe (207-548)	2019-20
10.	.384	Todd Day (226-588)	1989-92

RAZORBACK RECORDS

SEC REGULAR-SEASON GAME (MIN. 4 ATT.)

1.	1.000	Patrick Beverley (6-6) vs. Auburn	03/08/08
	1.000	Mardracus Wade (5-5) at Georgia	02/08/12
	1.000	Sonny Weems (5-5) at LSU	01/26/08
	1.000	Daryl Macon vs. Auburn (4-4)	02/27/18
	1.000	Anton Beard at Ole Miss (4-4)	02/14/15
	1.000	Chris Walker at Mississippi State (4-4)	02/12/00
7.	.875	Jannero Pargo vs. Florida (7-8)	01/26/02
8.	.883	(5-6) Four Times	
		LAST: Jaylen Barford (5-6) at Florida	01/17/18

SEC SEASON (MIN. 50 ATT.)

1.	.474	Rotnei Clarke (45-95)	2011
2.	.465	Al Dillard (33-71)	1995
3.	.460	Anthlon Bell (52-113)	2016
4.	.451	Teddy Gipson (23-51)	2000
5.	.447	Patrick Beverley (38-85)	2008
6.	.440	Joe Johnson (22-50)	2000
7.	.439	Dusty Hannahs (47-107)	2016
	.439	Scotty Thurman (47-107)	1995
9.	.438	Mardracus Wade (32-73)	2012
10.	.437	Jannero Pargo (52-119)	2002

SEC CAREER (MIN. 75 ATT.)

1.	.436	Lee Mayberry (34-78)	1992
2.	.433	Joe Johnson (39-90)	2000-01
3.	.429	Dusty Hannahs (90-210)	2016-17
4.	.429	Scotty Thurman (130-303)	1993-95
5.	.425	Patrick Beverley (77-181)	2007-08
6.	.421	Jannero Pargo (93-221)	2001-02
7.	.418	Chris Walker (46-110)	1997-00
	.418	Robert Shepherd (33-79)	1992-93
9.	.408	Todd Day (40-98)	1992
10.	.405	Rotnei Clarke (136-336)	2009-11

2000-01	Joe Johnson	35	79	.443
1999-00	TJ Cleveland	49	118	.415
1998-99	Teddy Gipson	31	81	.383
1997-98	Pat Bradley	93	242	.384
1996-97	Pat Bradley	98	230	.426
1995-96	Pat Bradley	82	198	.414
1994-95	Scotty Thurman #	102	239	.427
1993-94	Scotty Thurman	85	198	.429
1992-93	Scotty Thurman	80	181	.442
1991-92	Todd Day	57	133	.429
1990-91	Arlyn Bowers	41	86	.477
1989-90	Lee Mayberry #	65	129	.504
1988-89	Todd Day	31	90	.344
1987-88	Tim Scott	41	116	.354
1986-87	Tim Scott	53	162	.327

Led the SEC/SWC



GAME

1.	13	Rotnei Clarke vs. Alcorn State	SEC Record	11/13/09
2.	12	Al Dillard vs. Delaware State		12/11/93
3.	10	Isaiah Joe vs. FIU		12/01/18
	10	Rotnei Clarke vs. East Tennessee State		11/27/09
	10	Pat Bradley vs. North Texas		12/30/98
6.	9	Lee Mayberry vs. LSU		03/03/92
7.	8	Dusty Hannahs vs. Mississippi State		01/09/16
	8	Pat Bradley vs. Western Carolina		12/07/98
	8	Tank Wallace vs. Auburn		02/21/98
	8	Pat Bradley vs. Troy		12/10/96

SEASON

1.	113	Isaiah Joe	SEC Freshman Record (tie)	2019
2.	102	Scotty Thurman		1995
3.	100	Rotnei Clarke		2010
4.	98	Pat Bradley		1997
5.	95	Jannero Pargo		2002
6.	94	Isaiah Joe	# LED SEC	2020
7.	93	Pat Bradley		1999
8.	93	Pat Bradley		1998
9.	91	Rotnei Clarke		2011
10.	89	Anthlon Bell		2016

CAREER

1.	366	Pat Bradley		1996-99
2.	274	Rotnei Clarke		2009-11
3.	267	Scotty Thurman		1993-95
4.	237	Anthlon Bell		2013-16
5.	226	Todd Day		1989-92
6.	218	Lee Mayberry		1989-92
7.	207	Isaiah Joe		2019-20
8.	168	Jannero Pargo		2001-02
9.	160	Eric Ferguson		2003-06
10.	155	Dusty Hannahs		2016-17

SEC REGULAR-SEASON GAME

1.	9	Lee Mayberry vs. LSU		03/03/92
2.	8	Dusty Hannahs vs. Miss. State		01/09/16
	8	Tarik Wallace vs. Auburn		02/21/98
4.	7	Isaiah Joe vs. Missouri		01/23/19
	7	Isaiah Joe at Tennessee		01/15/19
	7	Anthlon Bell vs. Ole Miss		03/05/14
	7	Jannero Pargo at Miss. St.		02/27/02
	7	Jannero Pargo at Alabama		01/30/02
	7	Jannero Pargo at Florida		01/26/02
	7	Pat Bradley vs. South Carolina		02/18/98
	7	Scotty Thurman at Auburn		01/14/95
	7	Todd Day vs. Auburn		01/04/92

SEC SEASON

1.	60	Isaiah Joe		2019
2.	52	Anthlon Bell		2016
	52	Jannero Pargo		2002
4.	48	Jaylen Barford		2018
5.	47	Dusty Hannahs		2016
	47	Scotty Thurman		1995
	47	Pat Bradley		1998
8.	46	Daryl Macon		2018
	46	Rotnei Clarke		2009
10.	45	Rotnei Clarke		2011
	45	Rotnei Clarke		2010

SEC CAREER

1.	159	Pat Bradley		1996-99
2.	136	Rotnei Clarke		2009-11
3.	130	Scotty Thurman		1993-95
4.	120	Anthlon Bell		2013-16
5.	94	Jonathon Modica		2003-06
6.	93	Jannero Pargo		2001-02
7.	90	Dusty Hannahs		2016-17
8.	84	Eric Ferguson		2003-06
	83	Mason Jones		2019-20



Isaiah Joe tied an SEC freshman record for 3-pointers made in a season 113 in 2019 – while leading the SEC in 3-point percentage – and he led the SEC in 3-pointers made in 2020 with 94.

3-POINT FG MADE LEADERS

Season	Player	3PTM	3PTA	Pct.
2023-24	Khalif Battle	48	136	.353
2022-23	Davonte Davis	47	136	.346
2021-22	JD Notae	74	249	.297
2020-21	Moses Moody	58	162	.358
2019-20	Isaiah Joe # (3.6)	94	275	.342
2017-18	Jaylen Barford	87	201	.433
2016-17	Dusty Hannahs	74	191	.387
2015-16	Anthlon Bell	89	202	.441
2014-15	Anthlon Bell	65	185	.351
2013-14	Anthlon Bell	50	151	.331
	Rashad Madden	50	125	.400
2012-13	Anthlon Bell	33	104	.317
2011-12	Mardracus Wade	70	147	.476
2010-11	Rotnei Clarke	91	208	.438
2009-10	Rotnei Clarke	100	234	.427
2008-09	Rotnei Clarke	83	211	.393
2007-08	Patrick Beverley	65	172	.378
2006-07	Patrick Beverley	73	189	.386
2005-06	Jonathon Modica	55	157	.350
2004-05	Eric Ferguson	44	119	.370
2003-04	Jonathon Modica	37	114	.325
2002-03	Eric Ferguson	46	150	.307
2001-02	Jannero Pargo	95	220	.432
2000-01	Jannero Pargo	73	175	.417

Season	Player	3PTM	3PTA	Pct.
1999-00	TJ Cleveland	49	118	.415
1998-99	Pat Bradley # (2.7)	93	245	.380
1997-98	Pat Bradley # (2.8)	93	242	.384
1996-97	Pat Bradley # (3.1)	98	230	.426
1995-96	Pat Bradley	82	198	.414
1994-95	Scotty Thurman	102	239	.427
1993-94	Scotty Thurman	85	198	.429
1992-93	Scotty Thurman	80	181	.442
1991-92	Lee Mayberry	63	162	.389
1990-91	Todd Day	67	189	.354
1989-90	Todd Day	71	176	.403
1988-89	Lee Mayberry	33	74	.446
	Keith Wilson	33	116	.284
1987-88	Tim Scott	41	116	.353
1986-87	Tim Scott	53	162	.327

Led the SEC in 3PT FG Made per game



3-POINT FIELD GOAL ATTEMPTS



Pat Bradley ranks fifth all-time with 1,765 career points, taking 65 percent of his field goal attempts from three-point land.

3-POINT FG ATTEMPTS LEADERS

Season	Player	3PTM	3PTA	Pct.
2023-24	Khalif Battle	48	136	.353
2022-23	Davonte Davis	47	136	.346
2021-22	JD Notae	74	249	.297
2020-21	JD Notae	56	167	.335
2019-20	Isaiah Joe	94	275	.342
2018-19	Isaiah Joe	113	273	.414
2017-18	Daryl Macon	85	202	.421
2016-17	Dusty Hannahs	74	191	.387
2015-16	Anthlon Bell	89	202	.441
2014-15	Anthlon Bell	65	185	.351
2013-14	Anthlon Bell	50	151	.331
2012-13	BJ Young	25	110	.227
2011-12	Mardracus Wade	70	147	.476
2010-11	Rotnei Clarke	91	208	.438
2009-10	Rotnei Clarke	100	234	.427
2008-09	Rotnei Clarke	83	211	.393
2007-08	Patrick Beverley	65	172	.378
2006-07	Patrick Beverley	73	189	.386
2005-06	Jonathon Modica	55	157	.350
2004-05	Eric Ferguson	44	119	.370
2003-04	Jonathon Modica	37	114	.325
2002-03	Eric Ferguson	46	150	.307
2001-02	Jannero Pargo	95	220	.432
2000-01	Jannero Pargo	73	175	.417

GAME

1.	24	Pat Bradley vs. North Texas	% SEC Record	12/30/98
2.	22	Al Dillard vs. Delaware State		12/11/93
3.	17	Isaiah Joe at Indiana		12/29/19
	17	Rotnei Clarke vs. East Tennessee State		11/27/09
	17	Rotnei Clarke vs. Alcorn State		11/13/09
6.	15	Isaiah Joe at Texas A&M		03/07/20
7.	14	Isaiah Joe vs. South Carolina		01/29/20
	14	Isaiah Joe vs. Valparaiso		12/21/19
	14	Isaiah Joe at Western Kentucky		12/07/19
	14	Isaiah Joe at Auburn		02/20/19
	14	Stef Welsh vs. Ole Miss		03/04/09
	14	Jannero Pargo at Alabama		01/30/02
	14	Pat Bradley vs. Mississippi State		03/06/99

SEASON

1.	275	Isaiah Joe	2020
2.	273	Isaiah Joe	2019
3.	249	JD Noatae	2022
4.	245	Pat Bradley	1999
5.	242	Pat Bradley	1998
6.	239	Scotty Thurman	1995
7.	234	Rotnei Clarke	2010
8.	230	Pat Bradley	1997
9.	220	Jannero Pargo	2002
10.	211	Rotnei Clarke	2009

CAREER

1.	915	Pat Bradley	1996-99
2.	653	Rotnei Clarke	2009-11
3.	642	Anthlon Bell	2013-16
4.	618	Scotty Thurman	1993-95
5.	588	Todd Day	1989-92
6.	548	Isaiah Joe	2019-20
7.	514	Lee Mayberry	1989-92
8.	480	Eric Ferguson	2003-06
9.	452	Stef Welsh	2007-10
10.	431	Brandon Dean	1999-02

SEC REGULAR-SEASON GAME

1.	15	Isaiah Joe at Texas A&M	03/07/20
2.	14	Isaiah Joe vs. South Carolina	01/29/20
	14	Isaiah Joe at Auburn	02/20/19
	14	Stef Welsh vs. Ole Miss	03/04/09
	14	Jannero Pargo at Alabama	01/30/02
	14	Pat Bradley vs. Mississippi State	03/06/99
7.	13	Isaiah Joe at Ole Miss	01/11/20
	13	Isaiah Joe at Tennessee	01/15/19
	13	Dusty Hannahs vs. Mississippi State	01/09/16
	13	Tarik Wallace at Kentucky	01/17/98
	13	Scotty Thurman at Auburn	01/14/95
	13	Scotty Thurman at LSU	03/02/94
	13	Scotty Thurman vs. Ole Miss	01/06/93

SEC SEASON

1.	141	Isaiah Joe	2019
2.	131	Isaiah Joe	2020
3.	121	Rotnei Clarke	2009
4.	120	Mason Jones	2019
	120	Rotnei Clarke	2010
6.	119	Mason Jones	2020
	119	Jannero Pargo	2002
	119	Pat Bradley	1998
9.	117	Pat Bradley	1997
10.	116	JD Notae	2022

SEC CAREER

1.	429	Pat Bradley	1996-99
2.	336	Rotnei Clarke	2009-11
3.	326	Anthlon Bell	2013-16
4.	303	Scotty Thurman	1993-95
5.	272	Isaiah Joe	2019-20
6.	266	Eric Ferguson	2003-06
7.	263	Jonathon Modica	2003-06
8.	238	Mason Jones	2019-20
9.	223	Brandon Dean	1999-02
10.	221	Jannero Pargo	2001-02



GAME

1.	15	Dontell Jefferson vs. Portland State	11/18/05
	15	Kareem Reid vs. Jackson State	11/22/96
3.	14	Kareem Reid vs. North Texas	12/30/98
	14	Kareem Reid vs. Troy	12/10/96
	14	Kareem Reid at LSU	03/02/96
6.	13	Lee Mayberry vs. Texas A&M	01/23/91
7.	12	Jalen Harris at Colorado State	12/05/18
	12	Jabril Durham vs. Mississippi State	01/09/16
	12	Kareem Reid vs. Florida	01/03/96
	12	Corey Beck vs. Oklahoma	12/28/94
	12	Oliver Miller at LSU	01/11/92
	12	Keith Wilson vs. Loyola-Marymount	03/16/89

SEASON

1.	219	Kareem Reid	1996
2.	209	Lee Mayberry	1991
3.	207	Corey Beck	1995
4.	204	Jabril Durham	2016
5.	202	Lee Mayberry	1992
6.	191	Alvin Robertson	1984
7.	189	Jalen Harris	2019
8.	183	Kareem Reid # LED SEC	1997
	183	Lee Mayberry	1990
10.	181	Kareem Reid	1999

CAREER

1.	749	Kareem Reid	1996-99
2.	729	Lee Mayberry	1989-92
3.	483	Corey Beck	1993-95
4.	379	Eric Ferguson	2003-06
5.	370	Rashad Madden	2012-15
6.	351	Ron Huery	1987-88, 90-91
7.	341	Alvin Robertson	1982-84
8.	319	Todd Day	1989-92
9.	314	Davonte Davis	2020-24
10.	303	Gary Ervin	2007-08
	303	Keith Wilson	1987-89

SEC REGULAR-SEASON GAME


1.	14	Kareem Reid at LSU	03/02/96
2.	12	Jabril Durham vs. Mississippi State	01/09/16
	12	Kareem Reid vs. Florida	01/03/96
	12	Oliver Miller at LSU	01/11/92
5.	11	Jabril Durham vs. S. Carolina	03/05/16
	11	Courtney Fortson vs. Florida	01/21/10
	11	Gary Ervin vs. Alabama	01/06/07
8.	10	Nine times	(Last: Jalen Tate vs Georgia, 01/09/21)

SEC SEASON

1.	107	Kareem Reid	1996
2.	103	Jabril Durham	2016
3.	95	Courtney Fortson	2010
4.	93	Lee Mayberry	1992
5.	89	Jalen Harris	2019
6.	88	Gary Ervin	2007
7.	87	Corey Beck	1994
8.	84	Corey Beck	1995
9.	82	Anthony Black	2023
10.	80	Rashad Madden	2015

SEC CAREER

1.	326	Kareem Reid	1996-99
2.	231	Corey Beck	1993-95
3.	207	Eric Ferguson	2003-06
4.	194	Rashad Madden	2012-15
5.	172	Courtney Fortson	2009-10
6.	154	Ronnie Brewer	2004-06
7.	150	Gary Ervin	2007-08
8.	118	Jabril Durham	2015-16
9.	115	Scotty Thurman	1993-95
10.	112	TJ Cleveland	1999-02



Kareem Reid is the only player in program history to lead Arkansas in assists four straight years, while his 749 assists rank second in SEC history.

ASSIST LEADERS

Season	Player	Games	Assists	Avg.
2023-24	Davonte Davis	30	61	2.03
2022-23	Anthony Black	36	141	3.92
2021-22	JD Notae	36	134	3.72
2020-21	Jalen Tate	32	123	3.84
2019-20	Mason Jones	31	106	3.42
2018-19	Jalen Harris	34	189	5.56
2017-18	Daryl Mason	35	138	3.94
2016-17	Daryl Macon	36	80	2.22
2015-16	Jabril Durham	32	204	6.37
2014-15	Rashad Madden	36	164	4.55
2013-14	Rashad Madden	33	91	2.75
2012-13	BJ Young	31	105	3.39
2011-12	Julysses Nobles	32	99	3.09
2010-11	Julysses Nobles	31	92	2.97
2009-10	Courtney Fortson	18	103	5.72
2008-09	Courtney Fortson	29	172	5.93
2007-08	Gary Ervin	35	134	3.83
2006-07	Gary Ervin	35	169	4.83
2005-06	Dontell Jefferson	32	142	4.44
2004-05	Eric Ferguson	30	128	4.27
2003-04	Ronnie Brewer	28	94	3.36
2002-03	Eric Ferguson	28	91	3.25
2001-02	Jannero Pargo	29	96	3.31
2000-01	TJ Cleveland	31	83	2.68
1999-00	TJ Cleveland	26	76	2.92

Season	Player	Games	Assists	Avg.
1998-99	Kareem Reid	34	181	5.32
1997-98	Kareem Reid	32	166	5.18
1996-97	Kareem Reid #	32	183	5.72
1995-96	Kareem Reid	33	219	6.64
1994-95	Corey Beck	39	207	5.31
1993-94	Corey Beck	34	169	4.97
1992-93	Corey Beck	30	107	3.57
1991-92	Lee Mayberry	34	202	5.94
1990-91	Lee Mayberry	38	209	5.50
1989-90	Lee Mayberry	35	183	5.23
1988-89	Keith Wilson	32	138	4.31
1987-88	Keith Wilson	28	80	2.86
1986-87	Ron Huery	33	89	2.70
1985-86	Scott Rose	24	60	2.50
1984-85	William Mills	32	143	4.47
1983-84	Alvin Robertson	32	191	5.97
1982-83	Alvin Robertson	28	101	3.61
1981-82	Darrell Walker	29	101	3.48
1980-81	Darrell Walker	31	103	3.32
1979-80	Alan Zahn	29	74	2.55
1978-79	Sidney Moncrief	30	80	2.67
1977-78	Jim Counce	36	119	3.31

Led the SEC



BLOCKED SHOTS



As a junior in 1990-91, **Oliver Miller** set a program single-season record with 112 blocks and also passed out over 100 assists.

GAME

1.	10	Steven Hill vs. Texas State	12/06/05
	10	Oliver Miller at Texas	02/04/90
3.	9	Oliver Miller vs. Louisiana Tech	12/05/90
	9	Oliver Miller vs. S. Alabama	12/11/90
5.	8	Moses Kingsley vs. Tennessee Tech	12/12/15
	8	Delvon Johnson vs. Seton Hall	12/08/10
	8	Steven Hill vs. UT Pan American	12/30/05
	8	Andrew Lang vs. Texas Tech	02/07/87
	8	Andrew Lang vs. Rice	01/14/87
10.	7	15 times by nine players (Last: Reggie Chaney at Providence, 03/19/19)	

SEASON

1.	112	Oliver Miller # LED SWC	1991
2.	99	Steven Hill	2007
3.	93	Moses Kingsley # LED SEC	2017
4.	91	Delvon Johnson	2011
	91	Steven Hill	2006
6.	88	Oliver Miller	1992
7.	85	Oliver Miller	1990
	85	Andrew Lang	1987
9.	80	Nick Davis	1998
10.	79	Andrew Lang	1988

CAREER

1.	345	Oliver Miller	1989-92
2.	318	Steven Hill	2005-08
3.	256	Moses Kingsley	2014-17
4.	252	Andrew Lang	1985-88
5.	194	Darian Townes	2005-08
6.	141	Daniel Gafford	2018-19
7.	130	Nick Davis	1996-98
8.	111	Hunter Mickelson	2011-13
	111	Larry Satchell	2000-03
10.	107	Delvon Johnson	2010-11
	107	Mike Washington	2007-10

SEC REGULAR-SEASON GAME

1.	7	Daniel Gafford vs. Auburn	02/27/18
	7	Daniel Gafford vs. Vanderbilt	02/10/18
	7	Hunter Mickelson vs. LSU	01/14/12
	7	Delvon Johnson vs. Georgia	02/02/11
	7	Steven Hill at Alabama	01/18/06
	7	Nick Davis vs. Mississippi State	01/31/98
7.	6	Bobby Portis at LSU	02/01/14
	6	Steven Hill vs. LSU	01/11/06
	6	Nick Davis vs. Tennessee	02/14/98

SEC SEASON

1.	50	Steven Hill	2007
2.	46	Steven Hill	2006
3.	44	Daniel Gafford	2018
	44	Nick Davis	1998
5.	41	Moses Kingsley	2017
	41	Steven Hill	2008
7.	40	Moses Kingsley	2016
	40	Oliver Miller	1992
9.	35	Bobby Portis	2014
	35	Delvon Johnson	2011

SEC CAREER

1.	153	Steven Hill	2005-08
2.	123	Moses Kingsley	2014-17
3.	77	Daniel Gafford	2018-19
4.	75	Darian Townes	2005-08
5.	74	Larry Satchell	2000-03
6.	69	Bobby Portis	2014-15
7.	65	Nick Davis	1996-98
8.	54	Hunter Mickelson	2012-13
9.	53	Mike Washington	2007-10
10.	52	Makhi Mitchell	2023-24
	52	Marshawn Powell	2010-13

BLOCKED SHOTS LEADERS (BY AVERAGE)

Season	Player	Games	Blocks	Avg.
2023-24	Makhi Mitchell	33	46	1.39
2022-23	Makhi Mitchell	30	45	1.50
2021-22	Jaylin Williams	37	41	1.11
2020-21	Connor Vanover	29	51	1.76
2019-20	Adrio Bailey	32	45	1.41
2018-19	Daniel Gafford	32	65	2.03
2017-18	Daniel Gafford	35	76	2.17
2016-17	Moses Kingsley #	36	93	2.58
2015-16	Moses Kingsley	32	76	2.37
2014-15	Bobby Portis	36	50	1.39
2013-14	Bobby Portis	34	54	1.58
2012-13	Hunter Mickelson	32	39	1.22
2011-12	Hunter Mickelson	32	72	2.25
2010-11	Delvon Johnson	31	91	2.94
2009-10	Marshawn Powell	32	42	1.31
2008-09	Mike Washington	30	39	1.30
2007-08	Steven Hill	35	74	2.11
2006-07	Steven Hill	35	99	2.83
2005-06	Steven Hill	32	91	2.84
2004-05	Steven Hill	30	54	1.80
2003-04	Rashard Sullivan	26	28	1.08
2002-03	Larry Satchell	24	29	1.21
2001-02	Larry Satchell	26	20	0.78
2000-01	Larry Satchell	31	45	1.50
1999-00	Alonzo Lane	34	34	1.00
1998-99	Chris Jefferies	34	46	1.35
1997-98	Nick Davis	33	80	2.42
1996-97	Nick Davis	27	31	1.15
1995-96	Lee Wilson	33	32	0.97
1994-95	Corliss Williamson	39	33	0.85
1993-94	Corliss Williamson	34	39	1.15
1992-93	Corliss Williamson	18	22	1.22

Season	Player	Games	Blocks	Avg.
1991-92	Oliver Miller	34	88	2.59
1990-91	Oliver Miller #	38	112	2.95
1989-90	Oliver Miller	35	85	2.43
1988-89	Oliver Miller #	30	60	2.00
1987-88	Andrew Lang	30	79	2.63
1986-87	Andrew Lang	32	85	2.66
1985-86	Andrew Lang	26	65	2.50
1984-85	Andrew Lang	33	23	0.70
1983-84	Joe Kleine	32	21	0.66
1982-83	Darrell Walker	30	11	0.37
1981-82	Scott Hastings	29	23	0.79
1980-81	Darrell Walker	31	28	0.90
1979-80	Scott Hastings	29	17	0.59
1978-79	U.S. Reed	30	19	0.63
	Steve Schall	30	19	0.63
1977-78	Steve Schall	36	47	1.31

Led the SEC/SWC



GAME

1.	9	Robert Shepherd at Arizona	12/06/92
2.	8	JD Notae vs. New Mexico State	03/19/22
	8	Clint McDaniel vs. Florida A&M	12/21/94
	8	Darrell Hawkins vs. Holy Cross	03/18/93
	8	Keith Wilson vs. Rice	1989
	8	Alvin Robertson vs. Virginia	03/18/84
	8	Alvin Robertson vs. Purdue	03/19/83
	8	Todd Day at Texas A&M	02/23/91
9.	7	JD Notae vs. Mercer	11/09/21
	7	Todd Day vs. Vanderbilt	02/12/92
	7	TJ Cleveland vs. LSU	03/11/00
	7	Ronnie Brewer vs. UL Monroe	12/31/04

SEASON

1.	102	Clint McDaniel % # LED SEC	1995
2.	100	Lee Mayberry	1991
3.	97	Keith Wilson	1989
4.	92	Alvin Robertson	1984
5.	88	Alvin Robertson	1983
6.	87	Robert Shepherd # LED SEC	1993
7.	85	Todd Day	1991
8.	84	Darrell Walker	1983
9.	83	Ronnie Brewer # LED SEC	2006
10.	82	Todd Day	1990

CAREER

1.	291	Lee Mayberry	1989-92
2.	271	Todd Day	1989-92
3.	251	Kareem Reid	1996-99
4.	230	Darrell Walker	1981-83
5.	226	TJ Cleveland	1999-02
	226	Clint McDaniel	1992-95
7.	217	Alvin Robertson	1982-84
8.	216	Ronnie Brewer	2004-06
9.	207	Ron Huery	1987-88, 90-91
10.	188	Keith Wilson	1987-89

% SEC Record | # Led the SEC

STEALS LEADERS

Season	Player	Games	Steals	Avg.
2023-24	Tramon Mark	31	36	1.16
2022-23	Anthony Black	36	74	2.06
2021-22	JD Notae	36	81	2.25
2020-21	JD Notae	32	46	1.44
2019-20	Mason Jones	31	50	1.61
2018-19	Isaiah Joe	34	51	1.50
2017-18	Daryl Macon	35	36	1.03
2016-17	Manuale Watkins	36	45	1.25
2015-16	Jabril Durham	32	52	1.62
2014-15	Bobby Portis	36	39	1.08
2013-14	Coty Clarke	34	51	1.50
2012-13	Mardracus Wade	32	54	1.69
2011-12	Mardracus Wade	32	49	1.53
	Julysses Nobles	32	49	1.53
2010-11	Julysses Nobles	31	35	1.13
2009-10	Rotnei Clarke	31	36	1.13
2008-09	Courtney Fortson	29	33	1.14
2007-08	Sonny Weems	34	45	1.32
2006-07	Patrick Beverley	35	61	1.74
2005-06	Ronnie Brewer % #	32	83	2.59
2004-05	Ronnie Brewer	30	76	2.53
2003-04	Ronnie Brewer	28	57	2.04
2002-03	Eric Ferguson	28	52	1.86
2001-02	TJ Cleveland	29	56	1.93
2000-01	TJ Cleveland	31	61	1.97
1999-00	TJ Cleveland	26	70	2.70
1998-99	Kareem Reid	34	57	1.68
1997-98	Kareem Reid	32	61	1.91

SEC REGULAR-SEASON GAME


1.	7	TJ Cleveland vs. LSU	03/11/00
	7	Todd Day vs. Vanderbilt	02/12/92
3.	6	Isaiah Joe vs. Alabama	03/09/19
	6	Jabril Durham vs. Miss. St.	01/09/16
	6	Marshawn Powell vs. Vanderbilt	01/12/13
	6	Ronnie Brewer vs. Florida	02/28/04
	6	Clint McDaniel vs. Ole Miss	02/18/95
	6	Clint McDaniel vs. Ole Miss	1994
	6	Todd Day vs. LSU	1992
	6	Lee Mayberry vs. Vanderbilt	02/12/92

SEC SEASON

1.	45	Robert Shepherd	1993
2.	43	Todd Day	1992
3.	38	Anthony Black	2023
	38	Ronnie Brewer	2004
5.	36	Ronnie Brewer	2005
	36	Lee Mayberry	1992
	36	Clint McDaniel	1995
8.	35	Corey Beck	1994
9.	33	Kareem Reid	1997
10.	32	JD Notae	2022
	32	Mardracus Wade	2013

SEC CAREER

1.	121	Kareem Reid	1996-99
2.	103	Ronnie Brewer	2004-06
3.	91	TJ Cleveland	1999-02
4.	90	Brandon Dean	1999-02
5.	87	Eric Ferguson	2003-06
	87	Clint McDaniel	1992-95
7.	81	Mardracus Wade	2011-14
8.	75	Corey Beck	1993-95
9.	72	Pat Bradley	1996-99
10.	71	Robert Shepherd	1992-93



One of two players in program history with 50 or more steals four straight years, **Lee Mayberry** was the first Razorback with 100 in a season in 1990-91.

% SEC Record

Led the SEC

+ 102 total steals was SEC Record (has since been broken)




RECORDS BY CLASS

Category	Freshman	Sophomore	Junior	Senior
Scoring Average	George Kok 18.7 (449 in 24 gms), 1945	Corliss Williamson 20.4 (695 in 35 gms), 1994	Martin Terry 24.3 (633 in 26 gms), 1972	Martin Terry 28.3 (735 in 26 gms), 1973
Points	Scotty Thurman 540, 1993	Corliss Williamson 695, 1994	Todd Day 786, 1991	Joe Kleine 773, 1985
FG Percentage (min 100 att.)	Sidney Moncrief .665 (149-224), 1976	Daniel Gafford .660 (2124-324), 2019	Oliver Miller .704 (254-361), 1991	Leroy Sutton .662 (101-151), 1984
FG Made	Scotty Thurman 204, 1993	Corliss Williamson 273, 1994	Corliss Williamson 283, 1995	Joe Kleine 294, 1985
FG Attempted	Scotty Thurman 439, 1993	Todd Day 483, 1990	Todd Day 586, 1991	JD Notae 589, 2022
FT Percentage (min 50 att.)	Philip McKeller .864 (51-59), 1997	Pat Bradley .913 (63-69), 1997	Tommy Boyer .933 (125-134), 1962	Rickey Medlock .939 (62-66), 1975
FT Made	Moses Moody 151, 2021	Corliss Williamson 149, 1994	Mason Jones 233, 2020	Sidney Moncrief 212, 1979
FT Attempted	Anthony Black 190, 2023	Corliss Williamson 213, 1994	Corliss Williamson 304, 1995	Joe Kleine 257, 1985
3pt Percentage (min 70 att.)	Lee Mayberry .446 (33-74), 2019	Lee Mayberry .504 (65-129), 1990	Chris Walker .458 (33-72), 1999	Arlyn Bowers .477 (41-86), 1991
3pt Made	Isaiah Joe 113, 2019	Rotnei Clarke 100, 2010	Scotty Thurman 102, 1995	Jannero Pargo 95, 2002
3pt Attempted	Isaiah Joe 273, 2019	Isaiah Joe 275, 2020	Pat Bradley 242, 1998	JD Notae 249, 2022
Rebounding Average	Sidney Moncrief 7.6 (231 in 28 gms), 1976	Dean Tolson 9.9 (257 in 26 gms), 1972	Dean Tolson 12.4 (310 in 25 gms), 1973	Dean Tolson 13.2 (278 in 21 gms), 1974
Rebounds	Bobby Portis 230, 2014	Jaylin Williams 364, 2022	Dean Tolson 310, 1973	Derek Hood 349, 1999
Offensive Rebounds	Derrek Hood 98, 1996	Bobby Portis 133, 2015	Corliss Williamson 128 in 1995	Derek Hood 144, 1999
Defensive Rebounds	Bobby Portis 144, 2014	Jaylin Williams 308, 2022	Moses Kingsley 196 in 2016	Derek Hood 205, 1999
Assists	Kareem Reid 219, 1996	Jalen Harris 189, 2019	Lee Mayberry 209, 1991	Corey Beck 207, 1995
Assists Average	Kareem Reid 6.64 (219 in 33 gms), 1996	Kareem Reid 5.72 (183 in 32 gms), 1997	Lee Mayberry 5.50 (209 in 38 gms), 1991	Jabril Durhman 6.38 (204 in 32 gms), 2016
Blocked Shots	Daniel Gafford 76, 2018	Steven Hill 91, 2006	Oliver Miller 112, 1991	Moses Kingsley 93, 2017
Blocked Shots Average	Hunter Mickelson 2.25 (72 in 32 gms), 2112	Steven Hill 2.84 (910 in 32 gms), 2006	Oliver Miller 2.95 (112 in 38 gms), 1991	Delvon Johnson 2.94 (91 in 31 gms), 2011
Steals	Anthony Black 74, 2023	Todd Day 82, 1990	Lee Mayberry 100, 1991	Clint McDaniel 102, 1995
Steals Average	Anthony Black 2.6 (74 in 36 gms), 2023	Darrell Walker 2.74 (85 in 31 gms)	Alvin Robertson 3.14 (88 in 28 gms), 1983	Keith Wilson 303 (97 in 32 gms), 2011
Minutes Played	Anthony Black 1253, 2023	Patrick Beverley 1183, 2008	Sidney Moncrief 1293, 1978	Ron Brewer 1291, 1978
Minutes Played Average	Anthony Black 34.8 (1253 in 36 gms), 2023	Isaiah Joe 36.0 (937 in 26 gms), 2020	U.S. Reed 37.9 (1099 in 29 gms), 1980	Sidney Moncrief 38.6 (1157 in 30 gms), 1979
Games Played	Anthony Black/Jordan Walsh 36, 2023	Jaylin Williams/Davonte Davis (2022) - 37 Lee Wilson/Darnell Robinson (1995) - 37	Corliss Williamson 39	Corey Beck/Alex Dillard 39
Games Started	Anthony Black 36, 2023	Bobby Portis 36, 2015	Corliss Williamson 39	Corey Beck 39



Anthony Black had one of best overall, much less freshman, campaigns in Razorback history. He was the only player to rank among the SEC's top 25 in scoring, rebounding, assists, steals and blocks.



Corliss Williamson's dominant sophomore season gave him five Arkansas class records.



Joe Kleine scored 773 points as a senior and also holds senior records for free throws attempted and field goals made.



POINTS

Game:	166 vs. U.S. International	12/09/89
Season:	3,783 *	1991
SEC Game:	117 vs. Auburn	01/15/94
SEC Season:	1,468	1992

SCORING AVERAGE

Season:	99.6	1991
SEC Season:	91.8	1992

FIELD GOALS

Game:	68 vs. U.S. International	12/09/89
Season:	1,414	1991
SEC Game:	43 vs. Auburn	01/15/94
SEC Season:	529	1992

FIELD GOALS ATTEMPTED

Game:	101 vs. U.S. International	12/09/89
Season:	2,820	1991
SEC Game:	66 vs. Mississippi State	02/20/93
SEC Season:	1,089	2015

FIELD-GOAL PERCENTAGE

Game:	.794 vs. Texas Tech (27-34)	02/20/79
Season:	.546 (1,060-1,943) *	1978
SEC Game:	.627 at Missouri (37-59)	01/12/16
SEC Season:	.497 (521-1,049)	1993

THREE-POINT FIELD GOALS

Game:	21 vs. Troy	12/10/96
Season:	361 *	1995
SEC Game:	17 vs. Auburn	01/15/95
	17 vs. Auburn	02/21/98
SEC Season:	143	1995

THREE-POINT FGS ATTEMPTED

Game:	54 vs. North Texas	12/30/98
Season:	917	1995
SEC Game:	38 vs. Ole Miss	03/04/09
SEC Season:	399	2019

THREE-POINT FG PERCENTAGE

Game:	.692 vs. Evansville (9-13)	12/08/15
Season:	.397 (216-544)	2016
SEC Game:	.667 vs. LSU (10-15)	01/26/08
	.667 vs. Mississippi State (16-24)	01/09/16
SEC Season:	.400 (110-275)	1992

FREE THROWS MADE

Game:	48 vs. Ole Miss	01/17/04
Season:	713	1991
SEC Game:	48 vs. Ole Miss	01/17/04
SEC Season:	300	1992

FREE THROWS ATTEMPTED

Game:	65 vs. TCU	03/01/55
Season:	975	1991
SEC Game:	53 vs. Ole Miss	01/17/04
SEC Season:	400	1992

FREE THROW PERCENTAGE

Game: (Min. 10 att.)	1.000 vs. Kentucky (16-16)	02/27/14
	1.000 vs. Texas Tech (12-12),	01/08/66
	1.000 at Centenary (12-12)	01/11/75
	1.000 vs. Duke (11-11)	03/26/22
Season:	.776 (502-646)	1962
SEC Game:	.941 vs. LSU (16-17)	02/12/05
SEC Season:	.750 (300 of 400)	1992

REBOUNDS

Game:	77 vs. Jackson State	11/22/02
Season:	1,540	1991
SEC Game:	61 vs. Ole Miss	01/18/92
SEC Season:	616	1994

REBOUND AVERAGE

Season:	52.0	1974
SEC Season:	38.5	1994

STEALS

Game:	26 vs. La.-Monroe	11/25/00
Season:	467 *	1991
SEC Game:	21 vs. Mississippi State	01/15/92
SEC Season:	185	1992

ASSISTS

Game:	47 vs. U.S. International	12/09/89
Season:	819	1991
SEC Game:	32 vs. Mississippi State	02/20/93
SEC Season:	299	1993

BLOCKED SHOTS

Game:	18 vs. Missouri	12/05/95
Season:	229	1991
SEC Game:	13 vs. South Carolina	02/19/14
SEC Season:	99	2015

PERSONAL FOULS

Game:	38 vs. Missouri	12/03/60
Season:	789	1995
SEC Game:	33 vs. Ole Miss	01/09/99
SEC Season:	386	2020

TURNOVERS

Game:	32 vs. Providence	11/16/07
	32 vs. Grambling	11/28/86
Season:	633	1995
SEC Game:	28 vs. Auburn	02/05/00
SEC Season:	258	2003

GAMES IN A SEASON

1.	39 *	32-7	1994-95
2.	38	34-4	1990-91
3.	37	28-9	2021-22
4.	36	22-14	2022-23
	36	26-10	2016-17
	36	27-9	2014-15
7.	35	23-12	2017-18
	35	23-12	2007-08
	35	21-14	2006-07
	35	30-5	1989-90
	35	22-13	1984-85

WINS IN A SEASON

1.	34 *	(4 losses)	1990-91
2.	32	(7 losses)	1994-95
	32	(4 losses)	1977-78
4.	31	(3 losses)	1993-94
5.	30	(5 losses)	1989-90
6.	28	(9 losses)	2021-22
7.	27	(9 losses)	2014-15
8.	26	(10 losses)	2016-17
	26	(8 losses)	1991-92
	26	(4 losses)	1982-83
	26	(2 losses)	1976-77
12.	25	(7 losses)	2020-21
	25	(7 losses)	1988-89
	25	(7 losses)	1983-84
	25	(5 losses)	1978-79

WINS IN AN SEC SEASON

1.	14	(2 losses)	1994
2.	13	(5 losses)	2022
	13	(4 losses)	2021
	13	(5 losses)	2015
	13	(3 losses)	1992
6.	12	(6 losses)	2017
	12	(4 losses)	1995
8.	11	(5 losses)	1998
9.	10	(8 losses)	2018
	10	(8 losses)	2014
	10	(8 losses)	2013
	10	(6 losses)	2006
	10	(6 losses)	2001
	10	(6 losses)	1993

* Led the NCAA



TEAM BESTS

POINTS

Game	Points	Opponent	Date
1.	166	vs. U.S. International (101)	12/09/89
2.	142	vs. Mississippi Valley State (62)	11/25/20
3.	137	vs. Troy (70)	12/10/96
4.	131	vs. Montevallo (63)	02/05/94
	131	vs. Baylor (109)	02/29/72
6.	130	vs. Alcorn State (68)	11/13/09
7.	129	vs. Texas Southern (63)	12/28/93
8.	128	vs. Bethune-Cookman (46)	12/04/91
9.	127	vs. Jackson State (74)	11/22/96
10.	126	vs. Jackson State (66)	12/29/90

Season

1.	3,783 *	(38 games)	1990-91
2.	3,416 * #	(39 games) SEC RECORD	1994-95
3.	3,345	(35 games)	1989-90
4.	3,176	(34 games)	1993-94
5.	3,053	(34 games)	1991-92
6.	2,870	(32 games)	1988-89
7.	2,855	(36 games)	2016-17
8.	2,819	(35 games)	2017-18
9.	2,810	(37 games)	2021-22
10.	2,787	(36 games)	2014-15

SEC Game

1.	117	at Auburn (105)	01/15/94
2.	115	vs. Mississippi State (58)	02/20/93
3.	114	at Ole Miss (93)	01/18/92
4.	110	vs. Ole Miss (80)	03/05/14
	110	vs. Auburn (92)	01/04/92
6.	108	at LSU (105)	03/02/94
7.	107	vs. Auburn (83)	02/21/98
8.	106	vs. LSU (92)	03/03/92
9.	105	vs. LSU (81)	01/31/95
	105	at Kentucky (88)	01/25/92

SEC Season

1.	1,468	(16 games)	1992
2.	1,425	(18 games)	2017
3.	1,408	(16 games)	1993
4.	1,396	(18 games)	2018
5.	1,390	(16 games)	1994
6.	1,369	(17 games)	2021
7.	1,366	(18 games)	2014
8.	1,365	(18 games)	2020
9.	1,362	(16 games)	1995
10.	1,352	(18 games)	2015

SCORING AVERAGE

Season	Points	Games	Year
1.	99.6	(3,783 points - 38 games)	1990-91
2.	95.6	(3,345 points - 35 games)	1989-90
3.	93.4 #	(3,176 points - 34 games)	1993-94
4.	89.8 #	(3,053 points - 34 games)	1991-92
5.	89.7	(2,870 points - 32 games)	1988-89
6.	88.5	(2,301 points - 26 games)	1971-72
7.	87.6 #	(3,416 points - 31 games)	1994-95
8.	86.9	(2,695 points - 31 games)	1992-93
9.	86.3	(2,245 points - 26 games)	1970-71
10.	85.1	(2,212 points - 26 games)	1973-74

SEC Season

1.	91.8	(1,468 points - 16 games)	1992
2.	88.0	(1,408 points - 16 games)	1993
3.	86.9	(1,390 points - 16 games)	1994
4.	85.1	(1,362 points - 16 games)	1995
5.	80.8	(1,293 points - 16 games)	1998
6.	80.5	(1,369 points - 17 games)	2021
7.	79.2	(1,425 points - 18 games)	2017
8.	77.6	(1,396 points - 18 games)	2018
9.	75.9	(1,366 points - 18 games)	2014
10.	75.8	(1,365 points - 18 games)	2020

FIELD GOALS MADE

Game	Goals	Attempts	Date
1.	68	vs. U.S. International	12/09/89
2.	57	vs. Troy	12/10/96
3.	51	vs. Baylor	02/29/72
4.	50	vs. Montevallo	02/05/94
	50	vs. Quincy College	01/02/92
6.	48	vs. Mississippi Valley State	11/25/20
	48	vs. Montevallo	02/25/95
	48	vs. Delaware State	12/11/94
	48	vs. Bethune-Cookman	12/04/91
	48	vs. TCU	01/17/76
	48	vs. Jackson State	12/21/92

Season

1.	1,414	(2,820 attempts)	1990-91
2.	1,229	(2,440 attempts)	1989-90
3.	1,223	(2,634 attempts)	1994-95
4.	1,154	(2,363 attempts)	1993-94
5.	1,128	(2,275 attempts)	1991-92
6.	1,071	(2,172 attempts)	1988-89
7.	1,060	(1,943 attempts)	1977-78
8.	1,005	(2,119 attempts)	2017-18
9.	997	(2,166 attempts)	2016-17
10.	995	(2,039 attempts)	1992-93

SEC Game

1.	43	at Auburn (83 attempts)	01/15/94
2.	41	vs. Mississippi St. (66 attempts)	02/20/93
	41	at LSU (84 attempts)	03/02/94
4.	40	vs. Auburn (73 attempts)	02/21/98
5.	38	at Vanderbilt (76 attempts)	01/20/93
	38	vs. Ole Miss (81 attempts)	03/07/92
	38	at Ole Miss (83 attempts)	01/18/92
8.	37	at South Carolina (67 attempts)	03/02/21
	37	at Missouri (59 attempts)	01/12/16
	37	vs. Ole Miss (77 attempts)	03/05/14
	37	vs. Georgia (76 attempts)	03/01/09
	37	vs. LSU (64 attempts)	03/03/92
	37	vs. Vanderbilt (68 attempts)	02/01/93
	37	vs. Vanderbilt (73 attempts)	02/12/92
	37	vs. Mississippi State (77 attempts)	01/21/97
	37	at Florida (77 attempts)	02/28/95
	37	vs. Florida (82 attempts)	01/14/98

SEC Season

1.	529	(1,075 attempts)	1992
2.	521	(1,049 attempts)	1993
3.	503	(1,071 attempts)	2018
4.	502	(1,058 attempts)	1994
5.	494	(1,058 attempts)	2017
6.	482	(1,076 attempts)	2021
7.	476	(1,089 attempts)	2015
8.	472	(1,065 attempts)	1998
9.	470	(1,024 attempts)	2023
10.	469	(1,048 attempts)	1995

FIELD GOALS ATTEMPTED

Game	Goals	Attempts	Date
1.	101	vs. U.S. International	12/09/89
2.	99	vs. Troy	12/10/96
3.	97	vs. Western Kentucky	12/03/73
4.	95	vs. Texas	1957
5.	94	vs. Jackson State	12/29/90
	94	vs. TCU	1964
	94	vs. Jackson State	12/21/92

Season

1.	2,820	(1,414 made)	1990-91
2.	2,634	(1,223 made)	1994-95
3.	2,440	(1,229 made)	1989-90
4.	2,363	(1,154 made)	1993-94
5.	2,275	(1,128 made)	1991-92
6.	2,241	(972 made)	2021-22
7.	2,208	(984 made)	1997-98
8.	2,206	(980 made)	1998-99
9.	2,196	(978 made)	2014-15
10.	2,172	(1,071 made)	1988-89

SEC Game

1.	88	vs. Tennessee (35 made)	02/16/93
2.	84	at LSU (41 made)	03/02/94
3.	83	at Auburn (43 made)	01/15/94
	83	at Ole Miss (38 made)	01/18/92
5.	82	vs. Florida (37 made)	01/14/98
6.	81	vs. Ole Miss (38 made)	03/07/92
7.	80	at Auburn (31 made)	01/06/96
8.	78	vs. Alabama (36 made)	02/16/94
9.	77	vs. Ole Miss (37 made)	03/05/14
	77	vs. Mississippi State (37 made)	01/21/97
	77	at Florida (37 made)	02/28/95
	77	vs. LSU (35 made)	01/27/99
	77	at Mississippi State (26 made)	01/19/94

SEC Season

1.	1,102	(450 made)	2014
2.	1,089	(160 made)	2022
	1,089	(476 made)	2015
4.	1,076	(482 made)	2021
5.	1,075	(529 made)	1992
6.	1,071	(503 made)	2018
7.	1,065	(472 made)	1998
8.	1,058	(494 made)	2017
9.	1,058	(502 made)	1994
10.	1,057	(433 made)	2013

FIELD-GOAL PERCENTAGE

Game	Percentage	Opponent	Date
1.	.794	vs. Texas Tech (27 of 34)	1979
2.	.744	vs. Baylor (29 of 39)	1979
3.	.727	vs. Alabama State (32 of 44)	12/21/83
4.	.707	vs. Rice (29 of 41)	1978
5.	.683	vs. SMU (28 of 41)	1984
6.	.680	vs. Wake Forest (34 of 50)	03/12/77
7.	.679	at Rice (36 of 53)	03/05/83
8.	.676	vs. Texas (25 of 37)	1985
9.	.673	vs. U.S. International (68 of 101)	12/09/89
	.673	vs. SE Missouri State (37 of 55)	12/01/83

Season

1.	.546 *	(1,060-1,943)	1977-78
2.	.545 *	(849-1,558)	1976-77
3.	.537	(831-1,547)	1983-84
4.	.535	(849-1,587)	1978-79
5.	.534	(806-1,510)	1981-82
6.	.531	(910-1,715)	1975-76
7.	.530	(807-1,524)	1974-75
8.	.525	(833-1,586)	1982-83
9.	.522	(850-1,629)	1980-81
10.	.515	(899-1,744)	1984-85

SEC Game

1.	.638	vs Georgia (37-58)	02/21/23
2.	.627	at Kentucky (32-51)	02/07/23
	.627	at Missouri (37-59)	01/12/16
4.	.621	vs. Mississippi State (41-66)	02/20/93
5.	.608	vs. LSU (31-51)	03/06/24
6.	.607	vs. Auburn (34-56)	01/04/92
7.	.586	at LSU (34-58)	02/02/93
8.	.583	vs. Vanderbilt (28-48)	03/01/08
9.	.578	vs. LSU (37-64)	03/03/92
10.	.577	at Auburn (30-52)	01/10/08

SEC Season

1.	.497	(521-1,049)	1993
2.	.492	(529-1,075)	1992
3.	.474	(502-1,058)	1994
4.	.470	(503-1,071)	2018
5.	.467	(494-1,085)	2017
6.	.466	(404-867)	2007
7.	.459	(470-1,024)	2023
8.	.455	(420-923)	2008
9.	.453	(416-918)	2006
10.	.448	(482-1,076)	2021
	.448	(469-1,048)	1995



THREE-POINT FIELD GOALS MADE

Game			
1.	21 #	vs. Troy (37 attempts)	12/10/96
2.	20	vs. Mississippi Valley State	11/25/20
	20	vs. Texas Southern (36 attempts)	12/28/93
4.	19	vs. North Texas (54 attempts)	12/30/98
	19	vs. Montevallo (36 attempts)	02/05/94
6.	18	vs. Delaware State (45 attempts)	12/11/94
7.	17	vs. Ole Miss (30 attempts)	03/05/14
	17	vs. Auburn (28 attempts)	02/21/98
	17	at Auburn (36 attempts)	01/14/95
10.	16	at Mississippi State (24 attempts)	01/09/16
	16	vs. Alcorn State (30 attempts)	11/13/09
	16	at Louisville (36 attempts)	12/09/97
	16	vs. Missouri (25 attempts)	12/02/93

Season			
1.	361	(917 attempts)	1994-95
2.	301	(777 attempts)	1993-94
3.	296	(808 attempts)	1998-99
4.	292	(832 attempts)	1999-00
5.	274	(736 attempts)	1996-97
6.	273	(741 attempts)	2000-01
7.	269	(679 attempts)	2017-18
8.	259	(751 attempts)	2018-19
9.	253	(698 attempts)	2013-14
10.	242	(633 attempts)	1990-91

SEC Game			
1.	17	vs. Ole Miss (30 attempts)	03/05/14
	17	vs. Auburn (28 attempts)	02/21/98
	17	at Auburn (36 attempts)	01/14/95
4.	16	at Mississippi St. (24 attempts)	01/09/16
5.	15	at South Carolina (33 attempts)	03/02/21
6.	14	vs. Ole Miss (38 attempts)	03/04/09
	14	at Vanderbilt (25 attempts)	02/11/95
	14	at LSU (34 attempts)	03/02/94
9.	13	Seven times	

SEC Season			
1.	143	(364 attempts)	1995
2.	142	(384 attempts)	2014
3.	137	(399 attempts)	2019
4.	135	(391 attempts)	2002
5.	134	(394 attempts)	2020
	134	(336 attempts)	2018
7.	133	(366 attempts)	2001
	133	(369 attempts)	2000
9.	130	(377 attempts)	1997
10.	125	(333 attempts)	2017

THREE-POINT FGS ATTEMPTS

Game			
1.	54 #	vs. North Texas (19 made)	12/30/98
2.	45	vs. Delaware State (18 made)	12/11/93
3.	40	vs. Mississippi Valley State	11/25/20
	38	vs. Ole Miss (14 made)	03/04/09
	38	vs. UT Arlington (14 made)	11/22/99
	38	vs. Montevallo (14 made)	02/25/95
6.	37	vs. North Texas (10 made)	12/05/00
	37	vs. Iowa (12 made)	03/13/99
	37	vs. Troy (21 made)	12/10/96
10.	36	vs. Centenary (15 made)	11/28/00
	36	vs. LSU (13 made)	01/27/99
	36	at Louisville (16 made)	12/09/97
	36	at Auburn (17 made)	01/14/95
	36	vs. Texas Southern (20 made)	12/28/93
	36	vs. Montevallo (19 made)	02/05/94

Season			
1.	917 #	(361 made)	1994-95
2.	832	(292 made)	1999-00
3.	808	(296 made)	1998-99
4.	777	(301 made)	1993-94
5.	767	(233 made)	2021-22
6.	751	(259 made)	2018-19
7.	741	(273 made)	2000-01
8.	736	(274 made)	1996-97
9.	728	(243 made)	2019-20
10.	702	(233 made)	2020-21

SEC Game			
1.	38	vs. Ole Miss (14 made)	03/04/09
2.	36	vs. LSU (13 made)	01/27/99
	36	at Auburn (17 made)	01/14/95
4.	35	at Vanderbilt (11 made)	02/08/97
5.	34	at LSU (8 made)	03/02/94
6.	33	at South Carolina (15 made)	03/02/21
7.	32	at Texas A&M (14 made)	03/07/20
	32	vs. LSU (11 made)	02/19/00
9.	31	at LSU (13 made)	01/13/21
	31	at LSU (13 made)	01/13/02
	31	vs. Alabama (13 made)	02/16/94

SEC Season			
1.	399	(137 made)	2019
2.	394	(134 made)	2020
	391	(135 made)	2002
4.	384	(142 made)	2014
5.	383	(108 made)	2013
6.	377	(130 made)	1997
7.	376	(120 made)	2022
8.	369	(133 made)	2000
9.	366	(133 made)	2001
10.	364	(124 made)	2021
	364	(143 made)	1995

THREE-POINT FG PERCENTAGE

Game (Minimum 8 Attempts)			
1.	.692	vs. Evansville (9-13)	12/08/15
2.	.667	vs. Mississippi State (16-24)	01/09/16
	.667	at LSU (10-15)	01/26/08
	.667	vs. Prairie View A&M (8-12)	12/18/04
	.667	vs. Western Carolina (14-21)	12/07/98
6.	.650	vs. Hartford (13-20)	12/23/04
7.	.647	vs. Winthrop (11-17)	11/19/04
8.	.640	vs. Missouri (16-25)	12/02/93
9.	.625	at Vanderbilt (10-16)	02/08/14
	.625	vs. Michigan State (5-8)	11/28/95
	.625	vs. Bethune-Cookman (10-16)	02/04/91
	.625	vs. Auburn (10-16)	01/04/92
	.625	at Florida State (10-16)	01/21/91

Season (Minimum 320 Attempts)			
1.	.397 #	(216-544)	2015-16
2.	.396 #	(269-679)	2017-18
3.	.395	(210-532)	1992-93
4.	.394 #	(361-917)	1994-95
	.394	(197-500)	1989-90
6.	.387	(301-777)	1993-94
7.	.382	(242-633)	1990-91
8.	.374	(193-516)	1991-92
9.	.372	(182-489)	2004-05
	.372	(274-736)	1996-97

SEC Game (Minimum 8 Attempts)			
1.	.667	at LSU (10-15)	01/26/08
	.667	vs. Mississippi State (16-24)	01/09/16
3.	.625	at Vanderbilt (10-16)	02/08/14
	.625	vs. Auburn (10-16)	01/04/92
5.	.607	vs. Auburn (17-28)	02/21/98
6.	.600	vs. South Carolina (12-20)	02/18/98
7.	.588	at Mississippi State (10-17)	02/12/00
8.	.583	at LSU (7-12)	02/12/11
9.	.571	Georgia (12-21)	01/09/21
	.571	at Auburn (8-14)	03/06/93

SEC Season (Minimum 250 Attempts)			
1.	.400	(110-275)	1992
2.	.399	(134-336)	2018
3.	.393	(143-364)	1995
4.	.387	(108-279)	1993
5.	.381	(115-302)	1998
6.	.375	(125-333)	2017
7.	.370	(142-384)	2014
	.370	(107-289)	2012
9.	.369	(113-306)	2008
10.	.363	(133-366)	2001

FREE THROWS MADE

Game			
1.	48	vs. Ole Miss	01/17/04
2.	46	vs. TCU	1955
3.	41	at Kentucky	01/25/92
	41	vs. Rice	1972

Season			
1.	713	(975 attempts)	1990-91
2.	690	(942 attempts)	1989-90
3.	649	(859 attempts)	2023-24
4.	633	(833 attempts)	2021-22
5.	628	(825 attempts)	2016-17
6.	621	(882 attempts)	1971-72
7.	616	(892 attempts)	1986-87
8.	614	(846 attempts)	2013-14
9.	609	(902 attempts)	1994-95
10.	604	(815 attempts)	1991-92

SEC Game			
1.	48	vs. Ole Miss (53 attempts)	01/17/04
2.	41	at Kentucky (49 attempts)	01/25/92
3.	32	vs. Auburn (39 attempts)	01/04/92
	32	vs. Ole Miss (41 attempts)	01/05/94
	32	vs. Ole Miss (45 attempts)	02/18/95
6.	31	vs. Texas A&M (40 attempts)	01/16/24
7.	30	vs. Ole Miss (39 attempts)	01/17/15
	30	at Ole Miss (39 attempts)	01/18/92
	30	vs. Kentucky (40 attempts)	02/10/93
10.	29	at Missouri (37 attempts)	02/13/14
	29	vs. Kentucky (41 attempts)	01/14/14
	29	at Ole Miss (40 attempts)	02/15/06

SEC Season			
1.	355 #	(460 attempts)	2024
2.	347	(481 attempts)	2020
3.	324	(443 attempts)	2014
4.	312	(420 attempts)	2017
5.	301	(401 attempts)	2022
6.	300	(400 attempts)	1992
7.	285	(398 attempts)	2015
8.	281	(372 attempts)	2021
	281	(395 attempts)	1995
10.	269	(386 attempts)	1994

% NCAA Record || * Led the NCAA || # Led the SEC



TEAM BESTS

FREE THROWS ATTEMPTED

Game			
1.	65	vs. TCU	1955
2.	55	vs. Rice	1972
3.	53	vs. Ole Miss	01/17/04
	53	vs. Northeastern Illinois	11/16/97
5.	49	at Kentucky	01/25/92
	49	vs. Northeast Louisiana	12/30/90

Season

1.	975	(713 made)	1990-91
2.	942	(690 made)	1989-90
3.	902	(609 made)	1994-95
4.	892	(616 made)	1986-87
5.	882	(621 made)	1971-72
6.	868	(587 made)	1988-89
7.	859	(649 made)	2023-24
8.	846	(614 made)	2013-14
9.	834	(567 made)	1993-94
10.	833	(633 made)	2021-22

SEC Game

1.	53	vs. Ole Miss (48 made)	01/17/04
2.	49	at Kentucky (41 made)	01/25/92
3.	46	vs. Ole Miss (26 made)	02/05/98
4.	45	vs. Ole Miss (32 made)	02/18/95
5.	43	vs. Alabama (27 made)	02/24/21
6.	42	vs. Florida (26 made)	02/18/06
	42	vs. Ole Miss (28 made)	01/06/93
8.	41	vs. Alabama (29 made)	01/22/15
	41	vs. Kentucky (29 made)	01/14/14
	41	vs. Ole Miss (32 made)	01/05/94

SEC Season

1.	481	(347 made)	2020
2.	460 #	(355 made)	2024
3.	443	(324 made)	2014
4.	420	(312 made)	2017
5.	401	(301 made)	2020
6.	400	(300 made)	1992
7.	398	(285 made)	2015
8.	396	(265 made)	2023
9.	395	(281 made)	1995
10.	386	(269 made)	1994

FREE-THROW PERCENTAGE

Game (Minimum 11 Attempts)

1.	1.000	at Kentucky (16-16)	02/27/14
	1.000	vs. Centenary (12-12)	1975
	1.000	vs. Texas Tech (12-12)	1966
	1.000	vs. Duke (11-11)	03/26/22
5.	.964	at Kentucky (27-28)	03/02/24
6.	.952	vs. SMU (20-21)	1978
7.	.950	vs. Ole Miss (19-20)	03/05/14
8.	.944	vs. Oklahoma (17-18)	12/11/21
	.944	at LSU (17-18)	01/08/20
10.	.941	vs. LSU (16-17)	02/12/05
	.941	vs. Houston (16-17)	1978

Season (Minimum 450 Attempts)

1.	.776 *	(502-647)	1961-62
2.	.761	(628-825)	2016-17
3.	.760 #	(301-401)	2021-22
4.	.756	(649-859)	2023-24
5.	.750	(411-548)	1965-66
6.	.749	(585-781)	1977-78
7.	.746	(434-582)	1962-63
8.	.741 #	(604-815)	1991-92
9.	.740	(501-677)	2020-21
10.	.737	(440-597)	1967-68

SEC Game (Minimum 12 Attempts)

1.	1.000	at Kentucky (16-16)	02/27/14
2.	.964	at Kentucky (27-28)	03/02/24
3.	.950	vs. Ole Miss (19-20)	03/05/14
4.	.944	at LSU (17-18)	01/08/20
5.	.941	vs. LSU (16-17)	02/12/05
6.	.929	vs. Mississippi State	02/02/21
7.	.926	at LSU (25-27)	02/01/14
8.	.923	at South Carolina (12-13)	03/02/21
	.923	at Vanderbilt (12-13)	02/08/97
	.923	vs. Tennessee (12-13)	02/16/93

SEC Season (Minimum 250 Attempts)

1.	.772	(355-460)	2024
2.	.755	(281-372)	2021
3.	.751	(301-401)	2022
4.	.750	(300-400)	1992
5.	.743	(312-420)	2017
6.	.731	(324-443)	2014
7.	.721	(347-481)	2020
8.	.716	(285-398)	2015
9.	.714	(260-364)	2011
10.	.711	(281-395)	1995

REBOUNDING

Game

1.	77	vs. Jackson State	11/22/02
2.	73	vs. Rice	1960
3.	72	vs. Texas	1957
4.	71	vs. Rockhurst	1972
	71	vs. Ole Miss	1965

Season

1.	1,540	(38 games)	1990-91
2.	1,528	(39 games)	1994-95
3.	1,416	(34 games)	1993-94
4.	1,399	(37 games)	2021-22
5.	1,352	(26 games)	1973-74
6.	1,319	(34 games)	1991-92
7.	1,314	(33 games)	1995-96
8.	1,306	(33 games)	1997-98
9.	1,297	(36 games)	2016-17
10.	1,296	(35 games)	1989-90

SEC Game

1.	61	at Ole Miss	01/18/92
2.	51	vs. Alabama	01/24/98
3.	49	at Auburn	02/14/01
	49	vs. Mississippi State	01/21/97
5.	48	at LSU	03/02/94
6.	47	vs. Missouri	02/20/16
	47	vs. Alabama	01/22/15
	47	vs. Ole Miss	02/09/08
	47	vs. LSU	01/31/95
	47	vs. Alabama	02/15/95

SEC Season

1.	682	(18 games)	2022
2.	645	(18 games)	2023
3.	636	(17 games)	2021
4.	626	(18 games)	2014
5.	621	(18 games)	2018
	621	(18 games)	2017
7.	616	(16 games)	1994
8.	615	(16 games)	1996
9.	606	(18 games)	2015
10.	600	(16 games)	1998

REBOUNDING AVERAGE

Season

1.	52.0	(1,352 - 26 games)	1973-74
2.	47.5	(1,236 - 36 games)	1971-72
3.	45.9	(1,193 - 26 games)	1972-73
4.	45.5	(1,092 - 24 games)	1961-62
5.	44.0	(1,056 - 24 games)	1962-63
6.	43.9	(1,010 - 23 games)	1965-66
7.	42.0	(1,091 - 26 games)	1971-72
8.	41.6 #	(1,416 - 34 games)	1993-94
9.	39.9	(1,118 - 28 games)	1975-76
10.	39.8	(1,314 - 33 games)	1995-96

SEC Season

1.	38.5	(616 - 16 games)	1994
2.	38.4	(615 - 16 games)	1996
3.	37.9	(682 - 18 games)	2022
4.	37.5	(600 - 16 games)	1998
5.	37.4	(636 - 17 games)	2021
6.	37.0	(592 - 16 games)	1995
7.	36.25	(580 - 16 games)	2008
	36.25	(580 - 16 games)	2003
9.	35.83	(645 - 18 games)	2023
10.	35.75	(572 - 16 games)	1992

STEALS

Game

1.	26	vs. Louisiana-Monroe	11/25/00
2.	24	vs. Maryland-Eastern Shore	01/02/01
3.	21	vs. Grambling	12/31/00
	21	vs. Jackson State	11/22/96
	21	vs. Mississippi State	01/15/92
6.	20	vs. Ole Miss	02/18/95
	20	vs. Montevallo	02/05/94
	20	vs. Rice	1991
	20	vs. Texas A&M	02/23/91
10.	19	Four times	

Season

1.	467 *	(38 games)	1990-91
2.	445 # *	(39 games)	1994-95
3.	388	(35 games)	1989-90
4.	379 #	(34 games)	1999-00
5.	372	(32 games) * 11.6 AVG LED NCAA	1988-89
6.	365 #	(31 games)	2000-01
7.	358 #	(34 games)	1991-92
8.	356	(33 games)	1997-98
9.	352	(34 games)	1993-94
	352 #	(31 games)	1992-93

SEC Game

1.	21	vs. Mississippi State	01/15/92
2.	20	vs. Ole Miss	02/18/95
3.	19	vs. LSU	02/17/01
	19	vs. Vanderbilt	02/12/92
5.	18	vs. LSU	01/28/98
	18	vs. Mississippi State	02/20/93
7.	17	Four times	

SEC Season

1.	185	(16 games)	1992
2.	176	(16 games)	1995
3.	169	(16 games)	1993
4.	164	(16 games)	1998
5.	163	(18 games)	2013
6.	162	(16 games)	2001
7.	161	(16 games)	2000
8.	159	(16 games)	1999
9.	157	(18 games)	2014
10.	152	(16 games)	1997



ASSISTS

Game			
1.	47	vs. U.S. International	12/09/89
2.	40 #	vs. Troy	12/10/96
3.	35	vs. Montevallo	02/05/94
4.	32	vs. Jackson State	11/22/96
	32	vs. Texas Southern	12/28/93
	32	vs. Mississippi State	02/20/93
	32	vs. Quincy College	01/02/92
	32	vs. Bethune-Cookman	12/04/91
	32	vs. Georgia State	03/05/91
10.	31	vs. Centenary	12/06/94
	31	vs. Tulsa	03/25/94
	31	vs. Jackson State	12/21/92

Season

1.	819	(38 games)	1990-91
2.	721	(39 games)	1994-95
3.	687	(34 games) * 20.2 AVG LED NCAA	1993-94
4.	674	(34 games) * 19.8 AVG LED NCAA	1991-92
5.	667	(35 games)	1989-90
6.	582	(31 games)	1992-93
7.	579	(36 games)	2014-15
8.	570	(32 games)	1988-89
9.	563	(33 games)	1998-99
10.	543	(34 games)	2018-19

SEC Game

1.	32	vs. Mississippi State	02/20/93
2.	27	vs. Ole Miss	03/05/14
	27	vs. Mississippi State	01/23/13
	27	vs. Auburn	02/24/99
5.	26	vs. Georgia	02/21/23
	26	vs. LSU	01/27/99
	26	vs. LSU	01/31/95
8.	25	vs. Alabama	01/06/07
	25	vs. Auburn	01/14/95
	25	vs. South Carolina	02/15/92

SEC Season

1.	299	(16 games)	1993
2.	292	(16 games)	1994
	292	(16 games)	1992
4.	279	(18 games)	2019
5.	273	(18 games)	2015
6.	264	(16 games)	1995
7.	257	(18 games)	2014
8.	247	(18 games)	2013
9.	245	(16 games)	2007
	245	(16 games)	1998

BLOCKED SHOTS

Game			
1.	18 #	vs. Missouri	12/05/95
2.	16	vs. Texas	02/04/90
3.	15	vs. Gardner-Webb	11/10/23
	15	vs. South Alabama	12/30/91
5.	14	vs. Georgia	01/29/19
	14	vs. Stephen F. Austin	11/18/06
	14	vs. Louisiana Tech	12/05/90
8.	13	vs. Texas A&M	01/31/23
	13	vs. Tennessee Tech	12/12/15
	13	vs. Prairie View A&M	12/18/04
	13	vs. Alabama State	12/31/97

Season

1.	229	(38 games)	1990-91
2.	221	(35 games)	2006-07
3.	201	(33 games)	2023-24
4.	194	(32 games)	2005-06
5.	189	(34 games)	2013-14
6.	182	(36 games)	2022-23
	182	(31 games)	2010-11
	182	(35 games)	2007-08
9.	172	(34 games)	2018-19
	172	(36 games)	2016-17
	172	(35 games)	1989-90

SEC Game

1.	14	vs. Georgia	01/29/19
2.	13	vs. Texas A&M	01/31/23
3.	12	vs. Texas A&M	02/24/15
	12	vs. Georgia	02/02/11
5.	11	vs. Alabama	02/24/21
	11	at Mississippi State	02/21/15
	11	vs. Mississippi State	01/23/13
8.	10	vs. LSU	03/06/24
	10	vs. Ole Miss	01/13/07
	10	vs. Alabama	01/06/07
	10	vs. Alabama	02/21/06
	10	vs. Ole Miss	01/25/06
	10	vs. Alabama	01/19/00
	10	vs. Georgia	02/15/97

SEC Season

1.	103	(18 games)	2024
2.	99	(18 games)	2015
3.	98	(16 games)	2007
4.	96	(18 games)	2023
5.	93	(18 games)	2014
6.	88	(16 games)	2006
7.	83	(18 games)	2013
8.	79	(16 games)	2008
9.	78	(17 games)	2021
	78	(18 games)	2018
	78	(16 games)	1998

PERSONAL FOULS

Game			
1.	38	vs. Missouri	12/04/61
2.	37	vs. SMU	1952
3.	36	vs. TCU	1976
4.	35	vs. South Carolina	03/11/04
	35	at Illinois	12/08/07
	35	vs. Cincinnati	12/09/95
	35	vs. Rice	1957
8.	33	vs. Ole Miss	01/09/99
	33	vs. Texas	03/10/91
10.	32	at Missouri	02/18/20
	32	at Mississippi State	02/27/02
	32	vs. Ole Miss	02/02/00
	32	vs. Vanderbilt	01/20/93
	32	vs. Florida State	01/18/89

Season

1.	789	(39 games)	1994-95
2.	775	(38 games)	1990-91
3.	740	(36 games)	2016-17
4.	728	(33 games)	1986-87
5.	708	(34 games)	1993-94
6.	707	(31 games)	1992-93
7.	706	(34 games)	2013-14
8.	705	(34 games)	1999-00
9.	701	(35 games)	2017-18
10.	694	(36 games)	2022-23
	694	(34 games)	2018-19

SEC Game

1.	33	vs. Ole Miss	01/09/99
2.	32	at Missouri	02/18/20
	32	at Mississippi State	02/27/02
	32	vs. Ole Miss	02/02/00
	32	at Vanderbilt	01/20/93
6.	31	at Kentucky	01/07/17
7.	30	at Auburn	02/10/15
	30	vs. Ole Miss	01/31/01
	30	vs. Alabama	01/19/00
	30	vs. LSU	01/26/00
	30	at Alabama	02/13/93

SEC Season

1.	390	(18 games)	2014
2.	386	(18 games)	2020
3.	377	(18 games)	2018
4.	378	(18 games)	2017
5.	367	(18 games)	2013
6.	364	(16 games)	1993
7.	360	(18 games)	2023
	361	(18 games)	2019
	361	(16 games)	2002
10.	355	(18 games)	2024

TURNOVERS

Game			
1.	32	vs. Providence	11/16/07
	32	vs. Grambling	11/28/86
3.	31	vs. Alcorn State	12/02/95
4.	29	at Missouri	12/07/96
	29	vs. Mercer	01/05/83
	29	vs. Southern Miss	1981
7.	28	vs. Auburn	02/05/00
	28	vs. Cincinnati	12/09/950
	28	vs. Southeast Missouri State	12/17/92
10.	27	Four times	

Season

1.	633	(39 games)	1994-95
2.	575	(38 games)	1990-91
3.	563	(33 games)	1986-87
4.	560	(36 games)	1977-78
5.	558	(33 games)	1995-96
6.	548	(33 games)	1997-98
7.	539	(34 games)	1993-94
8.	538	(35 games)	1984-85
9.	532	(35 games)	2006-07
10.	531	(35 games)	2007-08

SEC Game

1.	28	vs. Auburn	02/05/00
2.	27	vs. LSU	02/17/01
3.	25	at South Carolina	02/21/09
	25	vs. Alabama	01/24/98
	25	vs. Kentucky	01/26/97
	25	vs. Ole Miss	01/02/97
	25	vs. Kentucky	03/09/96
8.	24	vs. Tennessee	02/24/07
	24	at Auburn	03/5/05
	24	at Ole Miss	01/25/03
	24	at Ole Miss	01/29/97
	24	vs. Kentucky	02/11/96
	24	vs. Ole Miss	01/05/94

SEC Season

1.	258	(16 games)	2003
2.	256	(16 games)	2007
3.	252	(16 games)	1998
4.	251	(16 games)	2001
5.	248	(16 games)	1995
6.	244	(16 games)	1996
7.	241	(16 games)	1994
8.	239	(16 games)	1997
9.	236	(16 games)	1999
10.	235	(18 games)	2019

% NCAA Record || * Led the NCAA | # Led the SEC



TEAM SEASON STATS BY YEAR

RAZORBACKS

Season	'51-52	'52-53	'53-54	'54-55	'55-56	'56-57	'57-58	'58-59	'59-60	'60-61	'61-62	'62-63	'63-64	'64-65	'65-66	'66-67	'67-68	'68-69	'69-70	'70-71	'71-72
Games	24	21	23	24	24	24	27	24	24	23	24	24	23	23	23	24	24	24	24	26	26
Tot. Pts.	1187	1382	1496	1727	1616	755	1628	1491	1706	1738	1730	1734	1675	1730	1727	1388	1716	1601	1724	2245	2301
Avg. Pts.	49.4	65.8	65.0	72.0	67.3	62.9	60.3	62.1	71.1	75.6	72.1	72.3	72.4	75.2	75.1	60.3	71.5	66.7	71.8	86.3	88.5
FG	435	484	505	565	571	541	625	571	599	655	614	650	647	649	658	530	638	621	699	831	840
FGA	1331	1558	1605	1579	1642	1749	1835	1572	1559	1497	1576	1556	1560	1471	1509	1188	1436	1415	1597	1754	1830
FG Pct.	.326	.311	.314	.358	.347	.309	.341	.363	.384	.437	.390	.418	.415	.441	.436	.446	.444	.439	.438	.474	.459
3-Pt. FG	--	--	--	--	--	--	--	--	--	--	--	--	--	--	--	--	--	--	--	--	--
3-Pt. Att.	--	--	--	--	--	--	--	--	--	--	--	--	--	--	--	--	--	--	--	--	--
3-Pt. Pct.	--	--	--	--	--	--	--	--	--	--	--	--	--	--	--	--	--	--	--	--	--
FT	317	414	486	597	474	469	378	349	508	428	502	434	381	432	411	328	440	359	334	583	621
FTA	547	656	755	867	715	717	598	538	684	574	647	582	524	578	548	457	597	539	488	820	882
FT Pct.	.579	.632	.643	.689	.663	.654	.632	.648	.743	.745	.776	.746	.727	.747	.750	.718	.737	.666	.700	.711	.704
Rebounds	--	924	872	1050	1147	1225	1228	1095	1117	1043	1092	1056	999	954	1010	746	952	916	934	1091	1236
Reb. Avg.	--	44.0	37.9	43.8	47.8	51.0	45.5	45.6	46.5	45.3	45.5	44.0	43.4	41.5	43.9	32.4	39.7	38.2	38.9	42.0	47.5
Assists	--	--	--	--	--	--	--	--	--	--	--	--	--	--	--	--	--	--	--	--	--
Steals	--	--	--	--	--	--	--	--	--	--	--	--	--	--	--	--	--	--	--	--	--
Blocks	--	--	--	--	--	--	--	--	--	--	--	--	--	--	--	--	--	--	--	--	--
Turnovers	--	--	--	--	--	--	--	--	--	--	--	--	--	--	--	--	--	--	--	--	--
Fouls	577	518	618	517	376	483	530	444	486	476	535	507	520	455	434	383	481	470	465	528	576

OPPONENTS

Season	'51-52	'52-53	'53-54	'54-55	'55-56	'56-57	'57-58	'58-59	'59-60	'60-61	'61-62	'62-63	'63-64	'64-65	'65-66	'66-67	'67-68	'68-69	'69-70	'70-71	'71-72
Tot. Pts.	1275	1322	1432	1715	1551	788	1580	1535	1676	1597	1665	1686	1732	1725	1631	1511	1760	1600	1836	2344	2328
Avg. Pts.	53.1	62.9	62.3	71.4	64.6	65.6	58.5	63.9	69.8	69.5	69.4	70.3	75.3	75.0	71.0	65.7	73.3	66.7	76.5	90.2	89.5
FG	460	401	414	548	558	528	532	568	593	570	578	597	620	652	611	578	641	578	693	927	901
FGA	1363	1187	1269	1463	1478	1364	1500	1425	1482	1347	1430	1460	1448	1446	1407	1251	1468	1260	1540	1873	1861
FG Pct.	.336	.337	.326	.374	.377	.387	.354	.398	.400	.423	.404	.409	.428	.451	.434	.462	.443	.459	.450	.495	.484
3-Pt. FG	--	--	--	--	--	--	--	--	--	--	--	--	--	--	--	--	--	--	--	--	--
3-Pt. Att.	--	--	--	--	--	--	--	--	--	--	--	--	--	--	--	--	--	--	--	--	--
3-Pt. Pct.	--	--	--	--	--	--	--	--	--	--	--	--	--	--	--	--	--	--	--	--	--
FT	355	520	604	619	435	523	516	399	490	457	509	492	492	421	409	355	458	444	440	491	526
FTA	571	796	953	889	633	793	753	591	703	666	716	700	696	602	573	495	639	625	610	686	787
FT Pct.	.622	.653	.634	.695	.687	.659	.685	.675	.697	.686	.712	.703	.707	.699	.714	.717	.717	.710	.738	.716	.668
Rebounds	--	803	844	939	1012	1051	1090	1031	1064	931	1035	1089	1086	975	1014	838	979	879	1109	120	1236
Reb. Avg.	--	38.2	36.7	39.1	42.2	43.8	40.4	43.0	44.3	40.5	43.1	45.4	47.2	42.4	44.1	34.9	40.8	36.6	46.2	46.6	47.5
Assists	--	--	--	--	--	--	--	--	--	--	--	--	--	--	--	--	--	--	--	--	--
Steals	--	--	--	--	--	--	--	--	--	--	--	--	--	--	--	--	--	--	--	--	--
Blocks	--	--	--	--	--	--	--	--	--	--	--	--	--	--	--	--	--	--	--	--	--
Turnovers	--	--	--	--	--	--	--	--	--	--	--	--	--	--	--	--	--	--	--	--	--
Fouls	513	438	500	508	432	430	458	406	478	400	482	424	413	428	438	384	467	425	391	630	620



The 2020-21 Arkansas Razorbacks finished runner-up in the SEC, advanced to the NCAA Elite 8 and finished among the nation's top 10 for the first time since 1995.



RAZORBACKS

Season	'72-73	'73-74	'74-75	'75-76	'76-77	'77-78	'78-79	'79-80	'80-81	'81-82	'82-83	'83-84	'84-85	'85-86	'86-87	'87-88	'88-89	'89-90	'90-91	'91-92	'93-94	'92-93
Games	26	26	26	28	28	36	30	29	32	29	30	32	35	28	33	30	32	35	38	34	34	31
Tot. Pts.	2173	2212	1911	2239	2073	2705	2238	1938	2199	2054	2171	2154	2284	1955	2578	2264	2870	3345	3783*	3053	3176	2695
Avg. Pts.	83.5	85.1	73.5	80.0	74.0	75.1	74.6	66.8	68.7	70.8	72.4	67.3	65.3	69.8	78.1	75.5	89.7	95.6	99.6	89.8	93.4	86.9
FG	850	913	807	910	849	1060	849	750	850	806	833	831	899	754	908	839	1071	1229	1414	1128	1154	995
FGA	1749	2014	1524	1715	1558	1943	1587	1486	1629	1510	1586	1547	1744	1644	1997	1734	2172	2440	2820	2275	2363	2039
FG Pct.	.486	.453	.530	.531	*.545	*.546	.535	.505	.522	.534	.525	.537	.515	.459	.455	.484	.493	.504	.501	.496	.488	.488
3-Pt. FG	--	--	--	--	--	--	--	--	--	--	--	--	--	--	146	119	141	197	242	193	301*	210
3-Pt. Att.	--	--	--	--	--	--	--	--	--	--	--	--	--	--	410	328	387	500	633	516	777	532
3-Pt. Pct.	--	--	--	--	--	--	--	--	--	--	--	--	--	--	.356	.363	.354	.394	.382	.374	.387	.395
FT	473	383	297	419	375	585	540	438	499	442	505	492	486	447	616	467	587	690	713	604	567	495
FTA	689	557	417	581	577	781	753	610	722	657	799	732	750	673	892	696	868	942	975	815	834	721
FT Pct.	.687	.688	.712	.721	.650	.749	.717	.718	.691	.673	.632	.672	.648	.664	.691	.671	.676	.732	.731	.741	.680	.687
Rebounds	1193	1352	931	1118	1031	1242	1133	895	1021	862	998	992	1021	977	1261	1077	1231	1296	1540	1319	1416	1065
Reb. Avg.	45.9	52.0	35.8	39.9	36.8	34.5	37.8	30.9	31.9	29.7	33.3	31.0	29.2	34.9	38.2	35.9	38.5	37.0	40.5	38.8	41.6	34.4
Assists	--	--	269	NA	270	425	404	340	386	448	385	463	518	361	434	407	570	667	819	674	687*	582
Steals	--	--	NA	NA	169	245	143	194	249	247	277	236	232	198	313	271	372	388	467*	358	352	352
Blocks	--	--	--	--	--	147	97	76	95	64	38	55	67	114	142	139	147	172	229	170	129	97
Turnovers	--	--	NA	NA	438	560	459	404	479	431	519	525	538	431	563	433	463	455	575	500	539	451
Fouls	478	465	483	584	507	572	557	553	592	524	556	598	683	656	728	586	654	688	775	614	708	707

OPPONENTS

Season	'72-73	'73-74	'74-75	'75-76	'76-77	'77-78	'78-79	'79-80	'80-81	'81-82	'82-83	'83-84	'84-85	'85-86	'86-87	'87-88	'88-89	'89-90	'90-91	'91-92	'93-94	'92-93
Tot. Pts.	2055	2315	1707	1901	1701	2218	1878	1745	1913	1770	1836	1886	2158	1983	2434	1946	2414	2792	3054	2613	2569	2403
Avg. Pts.	79.0	89.0	65.7	67.9	60.8	61.6	62.6	60.2	59.8	61.0	61.2	58.9	61.7	70.8	73.8	64.9	75.4	79.8	80.4	76.9	75.6	77.5
FG	877	1023	693	771	707	942	757	678	767	724	765	752	845	739	886	693	875	1016	1146	959	898	838
FGA	1942	2162	1532	1698	1669	2195	1743	1442	1663	1519	1559	1557	1717	1580	2005	1626	1969	2252	2558	2124	2234	1856
FG Pct.	.452	.473	.452	.454	.424	.429	.434	.470	.461	.477	.491	.483	.492	.468	.442	.426	.444	.451	.448	.452	.402	.452
3-Pt. FG	--	--	--	--	--	--	--	--	--	--	--	--	--	--	106	136	150	190	184	233	217	190
3-Pt. Att.	--	--	--	--	--	--	--	--	--	--	--	--	--	--	314	338	442	472	511	519	732	510
3-Pt. Pct.	--	--	--	--	--	--	--	--	--	--	--	--	--	--	.338	.402	.339	.403	.360	.409	.296	.373
FT	301	269	321	359	287	334	364	389	379	323	306	382	468	505	556	424	514	570	578	462	556	537
FTA	448	398	459	542	423	486	523	563	569	464	495	555	676	761	849	628	753	807	895	707	817	843
FT Pct.	.672	.676	.699	.662	.678	.687	.696	.691	.666	.696	.618	.688	.692	.664	.655	.675	.683	.706	.646	.653	.681	.637
Rebounds	1128	1188	808	878	865	1109	884	839	928	852	820	784	962	1022	1279	989	1246	1399	1554	1196	1377	1270
Reb. Avg.	43.4	45.7	31.1	31.4	30.9	30.8	29.5	28.9	29.0	29.4	27.3	24.5	27.5	36.5	38.8	33.0	38.9	40.0	40.9	35.2	40.5	41.0
Assists	--	--	195	NA	NA	358	300	285	339	310	345	379	450	403	500	358	505	536	592	550	481	482
Steals	--	--	NA	NA	NA	182	144	151	166	186	207	196	197	153	248	164	194	208	257	207	236	185
Blocks	--	--	--	--	--	60	52	62	80	68	92	78	82	71	64	57	76	88	91	119	101	86
Turnovers	--	--	NA	NA	NA	501	342	400	486	514	574	486	541	427	596	525	689	724	854	645	725	680
Fouls	694	544	482	569	543	724	679	605	661	586	676	692	723	612	743	630	725	739	769	659	685	639



The 2021-22 Arkansas Razorbacks returned to the Elite 8, thanks to a win over #1 Gonzaga in the Sweet 16, and was ranked 8th in the final coaches poll.



ARKANSAS RAZORBACKS

TEAM SEASON STATS BY YEAR

RAZORBACKS

Season	'94-95	'95-96	'96-97	'97-98	'98-99	'99-00	'00-01	'01-02	'02-03	'03-04	'04-05	'05-06	'06-07	'07-08	'08-09	'09-10	'10-11	'11-12	'12-13	'13-14	'14-15	'15-16
Games	39	33	32	33	34	34	31	29	28	28	30	32	35	35	30	32	31	32	32	34	36	32
Tot. Pts.	* 3416	2560	2527	2716	2675	2529	2476	2171	1726	1928	2147	2359	2487	2593	2238	2391	2191	2299	2358	2723	2787	2501
Avg. Pts.	87.6	77.6	79.0	82.3	78.7	74.4	79.9	74.9	61.6	68.9	71.6	73.7	71.1	74.1	74.6	74.7	70.7	71.8	73.7	80.1	77.4	78.2
FG	1223	947	919	984	980	931	881	775	611	678	773	841	881	936	797	829	756	808	852	928	978	883
FGA	2634	2143	2078	2208	2206	2168	1990	1777	1556	1629	1692	1837	1910	2001	1821	1859	1734	1860	1960	2105	2196	1992
FG Pct.	.464	.442	.442	.446	.444	.429	.443	.436	.393	.416	.457	.458	.461	.468	.438	.446	.436	.434	.435	.441	.445	.443
3-Pt. FG	*361	190	274	237	*296	292	273	232	170	180	182	179	212	207	202	201	204	205	192	253	238	216
3-Pt. Att.	917	586	736	671	808	832	741	694	548	573	489	533	613	607	608	579	563	580	639	698	681	544
3-Pt. Pct.	.394	.324	.372	.353	.366	.351	.368	.334	.310	.314	.372	.336	.346	.341	.332	.347	.362	.353	.300	.362	.349	.397
FT	609	476	415	511	419	375	441	389	334	392	419	498	513	514	442	532	475	478	462	614	593	519
FTA	902	763	611	788	632	622	639	598	548	577	632	720	730	758	679	782	683	692	687	846	819	748
FT Pct.	.675	.624	.679	.648	.663	.603	.690	.651	.609	.679	.663	.692	.703	.678	.651	.680	.695	.691	.672	.726	.724	.694
Rebounds	1528	1314	1155	1306	1266	1159	1100	930	1063	967	1022	1118	1234	1274	1129	1103	1063	1082	1120	1222	1290	1186
Reb. Avg.	39.2	39.8	36.1	39.6	37.2	34.1	35.5	32.1	38.0	34.5	34.1	34.9	35.3	36.4	37.6	34.5	34.3	33.8	35.0	35.9	35.8	37.1
Assists	* 721	501	509	526	563	458	476	445	275	363	435	495	521	505	390	440	373	436	475	521	579	520
Steals	* 445	300	318	356	332	379	365	305	181	220	262	266	240	241	227	232	225	265	295	287	277	236
Blocks	129	147	124	158	147	120	124	99	99	108	156	194	221	182	86	130	182	160	159	189	168	165
Turnovers	633	558	494	548	494	494	451	413	467	386	427	428	532	531	419	439	411	415	372	392	430	357
Fouls	789	678	638	680	633	705	654	654	588	555	555	541	612	662	521	598	561	618	649	706	684	687

OPPONENTS

Season	'94-95	'95-96	'96-97	'97-98	'98-99	'99-00	'00-01	'01-02	'02-03	'03-04	'04-05	'05-06	'06-07	'07-08	'08-09	'09-10	'10-11	'11-12	'12-13	'13-14	'14-15	'15-16
Tot. Pts.	3115	2442	2281	2389	2443	2372	2132	2108	1863	1921	1885	2076	2311	2392	2213	2366	2069	2231	2203	2425	2525	2390
Avg. Pts.	79.9	74.0	71.3	72.4	71.9	69.8	68.8	72.7	66.5	68.6	62.8	64.9	66.0	68.3	73.8	73.9	66.7	69.7	68.8	71.3	70.1	74.7
FG	1094	832	801	844	858	799	712	676	618	664	653	752	826	838	796	825	747	793	747	809	869	803
FGA	2503	2074	1886	2010	2056	1873	1763	1591	1475	1529	1591	1806	2009	1967	1791	1910	1813	1827	1726	1983	2031	1844
FG Pct.	.437	.401	.425	.420	.417	.427	.404	.425	.419	.434	.410	.416	.411	.426	.444	.432	.412	.434	.433	.408	.428	.435
3-Pt. FG	312	194	219	220	250	206	180	190	160	180	162	212	225	228	244	233	160	190	203	213	223	231
3-Pt. Att.	858	696	568	619	705	570	590	570	482	531	524	558	683	680	661	626	508	585	566	615	634	644
3-Pt. Pct.	.364	.315	.342	.355	.355	.361	.305	.333	.332	.339	.309	.380	.329	.335	.369	.372	.315	.325	.359	.346	.352	.359
FT	615	559	485	481	477	568	528	566	467	413	417	360	434	488	377	483	415	455	506	594	564	553
FTA	914	838	742	736	721	834	794	810	686	622	630	543	620	700	568	668	571	673	766	852	789	790
FT Pct.	.673	.667	.654	.654	.662	.681	.665	.699	.681	.664	.662	.663	.700	.697	.664	.723	.727	.676	.661	.697	.715	.700
Rebounds	1582	1362	1279	1325	1370	1374	1278	1182	911	1028	995	1111	1148	1127	1079	1187	1153	1204	1201	1340	1281	1187
Reb. Avg.	40.6	41.3	40.0	40.2	40.3	40.4	41.2	40.8	32.5	36.7	33.2	34.7	32.8	32.2	36.0	37.1	37.2	37.6	37.5	39.4	35.6	37.1
Assists	631	490	449	459	493	449	371	384	323	384	354	380	434	443	479	415	369	403	385	391	448	447
Steals	276	275	208	218	197	214	190	168	209	162	199	209	269	234	187	212	184	178	168	185	206	165
Blocks	128	109	78	112	111	97	106	91	109	93	81	120	117	138	150	148	145	153	125	105	104	140
Turnovers	785	650	663	749	618	720	666	571	372	463	508	536	487	517	455	469	446	519	561	579	567	457
Fouls	790	673	581	668	617	623	596	552	509	531	537	617	645	669	575	654	579	593	587	689	696	659

* Led NCAA || ** All-Time NCAA Record

RAZORBACKS

Season	'16-17	'17-18	'18-19	'19-20	'20-21	'21-22	'22-23	'23-24
Games	36	35	34	32	32	37	36	33
Tot. Pts.	2855	2819	2559	2426	2604	2810	2666	2566
Avg. Pts.	79.3	80.5	75.3	75.8	81.4	75.9	74.1	77.8
FG	997	1005	893	808	935	972	961	859
FGA	2166	2119	2004	1825	2071	2241	2063	1898
FG Pct.	.460	.474	.446	.443	.451	.434	.466	.453
3-Pt. FG	233	269	259	243	233	233	179	199
3-Pt. Att.	638	679	751	728	703	767	572	625
3-Pt. Pct.	.365	.396	.345	.334	.332	.304	.313	.318
FT	628	540	514	567	501	633	565	649
FTA	825	793	769	776	677	833	810	859
FT Pct.	.761	.681	.668	.731	.740	.760	.698	.756
Rebounds	1297	1207	1143	1009	1271	1399	1272	1139
Reb. Avg.	36.0	34.5	33.6	31.5	39.7	37.8	35.3	34.5
Assists	501	501	543	381	466	512	462	387
Steals	278	218	276	253	251	281	302	198
Blocks	172	163	172	125	158	153	182	201
Turnovers	428	381	450	368	412	452	458	395
Fouls	740	701	694	638	540	624	694	655

OPPONENTS

Season	'16-17	'17-18	'18-19	'19-20	'20-21	'21-22	'22-23	'23-24
Tot. Pts.	2659	2647	2458	2228	2264	2527	2446	2633
Avg. Pts.	73.9	75.6	72.3	69.6	70.8	68.3	67.9	79.8
FG	901	872	817	773	813	880	847	909
FGA	2158	2028	1929	1808	1956	2135	1996	2039
FG Pct.	.418	.430	.424	.428	.416	.412	.424	.446
3-Pt. FG	263	301	270	164	248	269	189	236
3-Pt. Att.	792	844	811	602	737	829	608	696
3-Pt. Pct.	.332	.375	.333	.272	.337	.324	.311	.339
FT	594	602	554	518	390	498	563	649
FTA	843	828	804	739	568	681	788	859
FT Pct.	.705	.727	.689	.701	.687	.731	.714	.756
Rebounds	1320	1263	1298	1227	1144	1291	1189	1199
Reb. Avg.	36.7	36.1	38.2	38.3	35.8	34.9	33.0	36.3
Assists	453	477	441	324	393	464	382	427
Steals	278	167	212	160	209	244	241	198
Blocks	172	125	113	95	116	128	103	96
Turnovers	428	490	553	512	483	549	519	365
Fouls	672	682	731	687	607	721	681	685



The 2022-23 Arkansas Razorbacks made it three-straight Sweet 16 appearances, thanks to a win over #1 seed Kansas in the NCAA second round, and was ranked 21st in the final coaches poll.





Lee Mayberry set the program record for games played with 139 and also made a record 96 straight starts along the way.

Individual

Consecutive Games Started

96, Lee Mayberry (11/27/88 - 02/23/91)

Most Games Played in a Career

139, Lee Mayberry (89-92)

Consecutive Free Throws Made

48, Rickey Medlock (12/21/74 - 03/04/75, 20 games)

Consecutive Games with a 3-Point Field Goal

60, Pat Bradley (1997-98)

Most Points in Consecutive Games

82, Martin Terry
 ^ 35 at TCU (02/20/73)
 ^ 47 vs. SMU (02/24/73)

Most Points in Three Consecutive Games

112, Khalif Battle
 ^ 43 vs Missouri (02/24/24)
 ^ 36 vs Vanderbilt (02/27/24)
 ^ 34 at UK (03/2/24)

Most Points in Four Consecutive Games

141, Khalif Battle
 ^ 43 vs Missouri (02/24/24), 36 vs Vanderbilt (02/27/24)
 ^ 34 at Kentucky (03/02/24), 29 vs LSU (03/06/24)

Double-Doubles in a Career

42, Dean Tolson (1972-74)
 36, Joe Kleine (1983-85)
 34, Derek Hood (1996-99)

Double-Doubles in a Season

18, Derek Hood (1999)
 16, Jaylin Williams (2022); Moses Kingsley (2016)
 Dean Tolson (1974)
 15, Joe Kleine (1984); Dean Tolson (1973)

Consecutive Double-Doubles

9, Dean Tolson (02/02/74 - 03/02/74)
 7, Jaylin Williams (02/08/22 - 03/02/22)
 6, Derek Hood (02/20/99 - 03/07/99)

Triple-Doubles

Alvin Robertson
 23 pts, 11 rebs, 10 ast at Texas - W, 70-66 (01/19/84)
 Courtney Fortson
 20 pts, 10 rebs, 11 ast vs. NC Central - W, 98-70 (12/10/08)

Team

All-Time Record

1,799-1,014 (.640), 101 seasons

All-Time Conference Record

875-590 (.597)

All-Time SEC Record

290-261 (.526), 33 seasons

All-Time SWC Record

585-329 (.640), 68 seasons

All-Time Conference Tournament Record

54-41 (.568)

All-Time SEC Tournament Record

31-31 (.500)

All-Time SWC Tournament Record

23-10 (.697)

All-Time NCAA Tournament Record

50-35 (.588)

All-Time Record as a Ranked Team

Overall: 441-131 (.771)
 Home: 204-18 (.919)
 Away: 110-60 (.647)
 Neutral: 127-54 (.702)

All-Time Record as a AP Top 10 Ranked Team

Overall: 201-48 (.810)
 Home: 83-5 (.943)
 Away: 53-21 (.716)
 Neutral: 67-22 (.753)

All-Time Record as a AP Top Five Team

Overall: 109-23 (.826)
 Home: 47-2 (.959)
 Away: 28-13 (.683)
 Neutral: 34-8 (.810)

All-Time Record as the AP No. 1-Ranked Team

Overall: 16-4 (.800)
 Home: 8-0 (1.000)
 Away: 6-2 (.750)
 Neutral: 2-2 (.500)

All-Time Record vs. Ranked Teams

Overall: 114-175 (.394)
 Home: 58-40 (.592)
 Away: 16-69 (.188)
 Neutral: 40-66 (.345)

All-Time Record vs. AP Top 10 Teams

Overall: 38-86 (.306)
 Home: 22-14 (.611)
 Away: 5-33 (.132)
 Neutral: 11-37 (.229)

All-Time Record vs. AP Top Five Teams

Overall: 19-52 (.268)
 Home: 12-9 (.571)
 Away: 1-21 (.045)
 Neutral: 6-24 (.200)

All-Time Record vs. AP No. 1 Ranked Teams

Overall: 3-11 (.214)
 Home: 1-2 (.333)
 Away: 0-2 (.000)
 Neutral: 2-7 (.222)

All-Time Record in AP Top 25 Matchups

Overall: 48-51 (.485)
 Home: 18-5 (.750)
 Away: 4-16 (.200)
 Neutral: 26-30 (.464)

Barnhill Arena All-Time Record

304-94 (.764)

Bud Walton Arena All-Time Record

430-100 (.811)

"Home" Neutral Games at:

Blytheville: 2-0 (1.000)
El Dorado: 1-0 (1.000)
Fort Smith: 2-0 (1.000)
Jonesboro: 1-0 (1.000)
Little Rock: 79-21 (.790)
Marion: 1-0 (1.000)
North Little Rock: 18-10 (.643)
Pine Bluff: 28-2 (.933)

Consecutive Winning Seasons

26 (1924-49)

Consecutive Non-Losing Seasons

28 (1924-51)

Consecutive Season-Opening Wins

25 (1924-48)

Longest Winning Streak

31 Games (1927-29)

Consecutive Conference Wins

21 (1926-29)

Consecutive Conference Losses

9 (1970-71)

Fewest Wins

5 (69-70, 70-71)

Fewest Losses

1 (27-28, 28-29)

Fewest Points

519 (16 games 1926-27)
 643 (20 games or more 1929-30)

Greatest Scoring Margin

19.2 (90-91)

Lowest Scoring Average

28.0 (29-30, 643 in 23 games)

Worst Winning Percentage

.192 (5 wins 21 losses, 1970-71)

Most Points Allowed

3115 (1994-95; 39 games)

Fewest Points Allowed

374 (16 games; 1926-27)
 448 (20 games or more 1925-26)

Longest Losing Streak

10 games (1970-71)

Fewest Personal Fouls

434 (1965-66)

Fewest Rebounds

862 (1981-82)

Smallest Margin of Victory

73 one-point games
 (Last game 72-71 vs Kansas, 03/18/23)

Smallest Margin of Defeat

66 one-point games
 (Last game 68-67 at Alabama, 02/12/22)

Most Points in a Loss

110 vs. Baylor (111) OT, 03/2/71

All-Time Overtime Record

71-60 (.542) in all OT games
 - 62-57 (.521) in single OT
 - 9-2 (.818) in double OT
 - 0-1 (.000) in triple OT

Last OT Game

Arkansas (90) vs Vanderbilt (85), 03/13/24

Last 2 OT Game

Arkansas (77) vs Stanford (74), 11/22/23

Last 3 OT Game

Arkansas (84) at Houston (90), 2/9/80

Most OT Games in a Season

5, 2x, last in 2015-16 (2 wins, 3 losses)

Most Points Opponent Floor

117 (Arkansas 117, Auburn 105, 1/15/94)

Most Points Neutral Floor

120 (Arkansas 120, Texas 89, 3/10/91; Arkansas 120, Loyola-Marymount 101, 3/16/89)

Most Points 1st Half

78 vs. US International, 12/9/89

Most Points 2nd Half

88 vs. US International, 12/9/89

Most Points in OT

19 vs. LSU (106-92), 3/3/92; Arkansas 19, LSU 5

Fewest Points in OT

3 at Ga Tech (62-61), 11/25/19; Arkansas 3, Ga Tech 2

Fewest Points, Both Teams

28 (SMU 17, Arkansas 11 in 1923)

Fewest Points Allowed

6 (Arkansas 64, Fort Smith National Guard 6 in 1925)

Modern Record for Fewest Points Allowed (since 1935)

14 (Arkansas 39, Baylor 14 in 1936)



ARKANSAS SEC TOURNAMENT HISTORY

1992

BJCC Coliseum • Birmingham, Ala.

vs Georgia 2nd Rd W 73 60
vs Alabama Semi L 89 90

1993

Rupp Arena • Lexington, Ky.

vs Georgia 2nd Rd W 65 60
vs Kentucky Semi L 82 92

1994

The Pyramid • Memphis, Tenn.

vs Georgia 2nd Rd W 95 83
vs Kentucky Semi L 78 90

1995

Georgia Dome • Atlanta, Ga.

vs Vanderbilt 2nd Rd W 73 72
vs Alabama Semi W 69 58
vs Kentucky Final (OT) L 94 95

1996

Louisiana Superdome • New Orleans, La.

vs South Carolina 2nd Rd W 80 58
vs Kentucky Semi L 75 95

1997

The Pyramid • Memphis, Tenn.

vs Georgia 2nd Rd L 63 65

1998

Georgia Dome • Atlanta, Ga.

vs Tennessee 2nd Rd W 102 96
vs Kentucky Semi L 74 99

1999

Georgia Dome • Atlanta, Ga.

vs Florida 2nd Rd W 75 74
vs Mississippi State Semi (OT) W 84 79
vs Kentucky Final L 63 76

2000

Georgia Dome • Atlanta, Ga.

vs Georgia 1st Rd W 71 64
vs Kentucky 2nd Rd W 86 72
vs LSU Semi W 69 67
vs Auburn Final W 75 67

2001

Bridgestone Arena • Nashville, Tenn.

vs LSU 2nd Rd W 77 72
vs Kentucky Semi L 78 87

2002

Georgia Dome • Atlanta, Ga.

vs Tennessee 1st Rd L 61 68

2003

Louisiana Superdome • New Orleans, La.

vs LSU 1st Rd L 56 85

2004

Georgia Dome • Atlanta, Ga.

vs South Carolina 1st Rd L 81 91

2005

Georgia Dome • Atlanta, Ga.

vs Tennessee 1st Rd L 46 65

2006

Bridgestone Arena • Nashville, Tenn.

vs Georgia 1st Rd W 80 67
vs Florida 2nd Rd L 71 74

2007

Georgia Dome • Atlanta, Ga.

vs South Carolina 1st Rd W 82 52
vs Vanderbilt 2nd Rd W 72 71
vs Mississippi State Semi W 81 72
vs Florida Final L 56 77

2008

**Georgia Dome & GA Tech's Alexander Coliseum
Atlanta, Ga.**

vs Vanderbilt (GD) 2nd Rd W 81 75
vs Tennessee (AC) Semi W 92 91
vs Georgia (AC) Final L 57 66

2009

% Amalie Arena • Tampa, Fla.

vs Florida 1st Rd L 58 73

2010

Bridgestone Arena • Nashville, Tenn.

vs Georgia 1st Rd L 64 77

2011

Georgia Dome • Atlanta, Ga.

vs Tennessee 1st Rd L 68 74

2012

New Orleans Arena • New Orleans, La.

vs LSU 1st Rd L 54 70

2013

Bridgestone Arena • Nashville, Tenn.

vs Vanderbilt 2nd Rd L 72 75

2014

Georgia Dome • Atlanta, Ga.

vs South Carolina 2nd Rd L 69 71

2015

Bridgestone Arena • Nashville, Tenn.

vs Tennessee Quarter W 80 72
vs Georgia Semi W 60 49
vs Kentucky Final L 63 78

2016

Bridgestone Arena • Nashville, Tenn.

vs Florida 2nd Rd L 61 68

2017

Bridgestone Arena • Nashville, Tenn.

vs Ole Miss Quarter W 73 72
vs Vanderbilt Semi W 76 62
vs Kentucky Final L 65 82

2018

Scottrade Center • St. Louis Mo.

vs South Carolina 2nd Rd W 69 64
vs Florida Quarter W 80 72
vs Tennessee Semi L 66 84

2019

Bridgestone Arena • Nashville, Tenn.

vs Florida 2nd Rd W 50 66

2020

Bridgestone Arena • Nashville, Tenn.

vs Vanderbilt 1st Rd W 86 73
vs South Carolina 2nd Rd Canceled

2021

Bridgestone Arena • Nashville, Tenn.

vs Missouri Quarter W 70 64
vs LSU Semi L 71 78

2022

Amalie Arena • Tampa, Fla.

vs LSU Quarter W 79 67
vs Texas A&M Semi L 64 82

2023

Bridgestone Arena • Nashville, Tenn.

vs Auburn 2nd Rd W 76 73
vs Texas A&M Quarter L 61 67

2024

Bridgestone Arena • Nashville, Tenn.

vs Vanderbilt 1st Rd (OT) W 90 85
vs South Carolina 2nd Rd L 66 80

ARKANSAS RECORD BY ROUND AT SEC TOURNEY (31-31)

Round	Record
First Round	5-10
Second Round	2-3
Quarterfinals	16-3
Semifinals	7-9
Finals	1-6

ARKANSAS RECORD BY OPPONENT AT SEC TOURNEY

Opponent	Record	Last Meeting
Alabama	1-1	1995, W, 69-58 (Semi)
Auburn	2-0	2022, W, 76-73 (2nd)
Florida	2-5	2019, L, 66-50 (2nd)
Georgia	6-3	2015, W, 60-49 (Semi)
Kentucky	1-9	2017, L, 82-65 (Final)
LSU	3-3	2022, W, 79-67 (Semi)
Ole Miss	1-0	2017, W, 73-72 (Quarter)
Mississippi State	2-0	2007, W, 81-72 (Semi)
Missouri	1-0	2021, W, 70-64 (Quarter)
South Carolina	3-3	2024, L, 80-66 (2nd)
Tennessee	3-4	2018, L, 84-66 (Semi)
Texas A&M	0-2	2023, L 67-61 (Quarter)
Vanderbilt	6-1	2024, W 90-85 OT (1st)

Arena Notes:

- Bridgestone Arena
^ called Gaylor Entertainment Center (1999-2007)
% - Amalie Arena
^ called St. Pete Times Forum (2002-12)



Razorbacks Named SEC All-Tournament

Todd Day, G	1992
Brandon Dean, G	2000 *
Derek Hood, F	1999
Joe Johnson, G/F	2000 & 2001
Daryl Macon, G	2017
Michael Qualls, G	2015
Kareem Reid, G	1999
Charles Thomas, F	2008
Scotty Thurman, F	1995
Darian Townes, F	2008
Sonny Weems, F	2007
Corliss Williamson, F	1994 & 1995

* - named MVP

Razorback Coaches at SEC All-Tournament

Coach	No.	W-L	Pct.
Nolan Richardson	10	14-9	.609
Eric Musselman	4	4-3	.571
Stan Heath	5	4-5	.444
Mike Anderson	9	6-9	.400
John Pelphrey	4	2-4	.333



TEAM

Most Points Scored

1.	102	vs. Tennessee (W, 102-96)	03/06/98
2.	95	vs. Georgia (W, 95-83)	03/11/94
3.	93	vs. Kentucky (L, 95-94 OT)	03/12/95
4.	92	vs. Tennessee (W, 92-91)	03/15/08
5.	90	vs. Vanderbilt (W, 90-85 OT)	03/13/24

Fewest Points Allowed

1.	49	vs. Georgia (W, 60-49)	03/14/15
2.	52	vs. South Carolina (W, 82-52)	03/08/07
3.	58	vs. South Carolina (W, 80-58)	03/08/96
4.	58	vs. Alabama (W, 69-58)	03/11/95

Most FG Made

1.	36	vs. Alabama	03/14/92
2.	35	vs. Tennessee	03/06/98
	35	vs. Kentucky	03/12/95
	35	vs. Georgia	03/11/94

Most FG Attempts

1.	78	vs. Mississippi State	03/06/99
	78	vs. Kentucky	03/12/94
3.	77	vs. Alabama	03/14/92
4.	73	vs. Kentucky	03/12/95

Best FG Pct.

1.	.560	vs. Auburn (28-50)	03/09/23
2.	.552	vs. Tennessee (32-58)	03/15/08
3.	.530	vs. Georgia (35-66)	03/11/94
4.	.519	vs. South Carolina (27-52)	03/14/24

Most 3PT FG Made

1.	12	vs. Vanderbilt	03/11/20
2.	11	vs. Kentucky	03/10/01
	11	vs. Tennessee	03/06/98
	11	vs. Georgia	03/07/97
	11	vs. Kentucky	03/12/95

Most 3PT FG Attempts

1.	33	vs. Kentucky	03/07/99
2.	29	vs. Mississippi State	03/06/99
	29	vs. Florida	03/05/99
4.	28	vs. Vanderbilt	03/11/20
	28	vs. Kentucky	03/12/94

Best 3PT FG Pct.

1.	.500	vs. Georgia (11-22)	03/07/97
	.500	vs. Kentucky (10-20)	03/09/96
3.	.478	vs. Tennessee (11-23)	03/06/98
4.	.474	vs. South Carolina (9-19)	03/08/96

Most FT Made

1.	32	vs. Tennessee	03/13/15
2.	26	vs. South Carolina	03/11/04
3.	25	vs. LSU	03/11/22
	25	vs. Georgia	03/11/10

Most FT Attempts

1.	39	vs. Tennessee	03/13/25
2.	35	vs. Georgia	03/11/10
3.	34	vs. Vanderbilt	03/14/13
4.	33	vs. Kentucky	03/13/93

Best FT Pct.

1.	.905	vs. Kentucky (19-21)	03/10/01
2.	.900	vs. South Carolina (9-10)	03/14/24
3.	.885	vs. Vanderbilt (23-26)	03/13/24
	.885	vs. South Carolina (23-26)	03/08/18

Most Total Rebounds

1.	50	vs. Kentucky	03/12/94
2.	45	vs. Florida	03/10/16
	45	vs. Vanderbilt	03/14/08
	45	vs. Mississippi State	03/10/07

Most Offensive Rebounds (since 1997)

1.	22	vs. Vanderbilt	03/14/08
2.	21	vs. Mississippi State	03/10/07
3.	20	vs. Kentucky	03/7/99

Most Defensive Rebounds (since 1997)

1.	32	vs. Florida	03/10/16
2.	31	vs. Vanderbilt	03/11/17
3.	29	vs. Florida	03/09/18
	29	vs. South Carolina	03/8/07

Most Assists

1.	23	vs. Kentucky	03/12/95
2.	22	vs. Tennessee	03/06/98
3.	19	vs. South Carolina	03/08/96

Most Blocked Shots

1.	11	vs. Texas A&M	03/10/23
2.	10	vs. Mississippi State	03/10/07
3.	9	vs. Kentucky	03/09/96

Most Steals

1.	13	vs. Kentucky	03/10/00
	13	vs. Georgia	03/09/00
	13	vs. South Carolina	03/08/96
	13	vs. Vanderbilt	03/10/95
	13	vs. Kentucky	03/13/93
6.	12	3x, Last vs. LSU	03/11/00

Fewest Turnovers Committed

1.	4	vs. South Carolina	03/08/07
2.	6	vs. Florida	03/09/18
	6	vs. Auburn	03/12/00
	6	vs. Kentucky	03/10/00

Most Turnovers Committed

1.	25	vs. Kentucky	03/09/96
2.	20	vs. Missouri	03/12/21
3.	19	vs. Auburn	03/09/23

Most Turnovers Forced

1.	28	vs. Kentucky	03/13/93
2.	27	vs. Kentucky	03/10/00
3.	25	vs. LSU	03/11/00

Fewest Fouls Committed

1.	14	vs. Texas A&M	03/12/22
	14	vs. Auburn	03/12/00
3.	15	3x, Last vs. Ole Miss	03/10/17

Most Fouls Committed

1.	35	vs. South Carolina	03/11/04
2.	31	vs. Kentucky	03/10/01
3.	29	vs. LSU	03/09/01

INDIVIDUAL

Most Points

1.	39	Todd Day vs. Alabama	03/14/92
3.	33	Dusty Hannahs vs. Florida	03/10/16
3.	30	Corliss Williamson vs. Georgia	03/11/94
4.	28	Moses Moody vs. LSU	03/13/21

Most FG Made

1.	14	Todd Day vs. Alabama	03/14/92
2.	12	Dusty Hannahs vs. Florida	03/10/16
	12	Corliss Williamson vs. Georgia	03/11/94
4.	10	3x, Last Justin Smith vs. LSU	03/13/21

Most FG Attempts

1.	26	Todd Day vs. Alabama	03/14/92
2.	23	Dusty Hannahs vs. Florida	03/10/16
	23	Pat Bradley vs. Mississippi State	03/06/99
4.	21	Corliss Williamson	03/12/94

Best FG Pct. (minimum: 10 attempts)

1.	.818 (9-11)	Alonzo Lane vs. Georgia	3/9/20
2.	.800 (8-10)	Sunday Adebayo vs. Tennessee	03/06/98

Most 3PT Made

1.	7	Pat Bradley vs. South Carolina	03/08/96
2.	6	Pat Bradley vs. Tennessee	03/06/98
3.	5	Desi Sills vs. Vanderbilt	03/11/20
	5	Pat Bradley vs. Mississippi State	03/6/99
	5	Pat Bradley vs. Georgia	03/07/97
	5	Marlon Towns vs. Kentucky	03/09/96

Most 3PT Attempts

1.	14	Pat Bradley vs. Mississippi State	03/06/99
2.	13	Isaiah Joe vs. Vanderbilt	03/11/20
3.	12	Pat Bradley vs. Tennessee	03/6/98
	12	Pat Bradley vs. South Carolina	03/08/96

Best 3PT Pct. (minimum: 5 attempts)

1.	.833 (5-6)	Desi Sills vs. Vanderbilt	03/11/20
2.	.800 (4-5)	Brandon Dean vs. Kentucky	03/10/01
3.	.714 (5-7)	Marlon Towns vs. Kentucky	03/09/96

Most FT Made

1.	13	Khalif Battle vs. Vanderbilt	03/13/24
2.	10	J.D. Notae vs. LSU	03/11/22
	10	Mason Jones vs. Vanderbilt	03/11/20
	10	Mike Washington vs. Georgia	03/11/10

Most FT Attempts

1.	15	Marshawn Powell vs. Vanderbilt	03/14/13
2.	14	Khalif Battle vs. Vanderbilt	03/13/24
	14	Mike Washington vs. Georgia	3/11/2010

Best FT Pct. (minimum: 7 attempts)

1.	1.000 (8-8)	Daryl Macon vs. South Carolina	03/08/18
	1.000 (7-7)	Daryl Macon vs. Tennessee	03/10/18
	1.000 (7-7)	Dusty Hannahs	03/10/16
	1.000 (7-7)	Rotnei Clarke vs. Tennessee	03/10/11
	1.000 (7-7)	Charles Thomas vs. Tennessee	03/15/08
	1.000 (7-7)	Gary Ervin vs. Vanderbilt	03/14/08
	1.000 (7-7)	Jannero Pargo vs. Kentucky	03/10/01

Most Total Rebounds

1.	18	Mike Washington vs. Florida	03/12/09
	18	Charles Thomas vs. Mississippi State	03/10/07
3.	17	Derek Hood vs. Mississippi State	03/06/99
4.	16	Corliss Williamson vs. Kentucky	03/12/94

Most Offensive Rebounds

1.	11	Corliss Williamson	03/12/94
2.	8	Derek Hood vs. Kentucky	03/07/99
	8	Derek Hood vs. Mississippi State	03/06/99

Most Defensive Rebounds

1.	12	Moses Kingsley vs. Vanderbilt	03/11/17
2.	11	Mike Washington vs. Florida	03/12/09
3.	11	Charles Thomas vs. Mississippi St	03/10/07

Most Assists

1.	9	Kareem Reid vs. Kentucky	03/07/99
	9	Kareem Reid vs. Tennessee	03/06/98
3.	8	Marlon Towns vs. South Carolina	03/08/96

Most Turnovers

1.	6	Courtney Fortson vs. Florida	03/12/09
	6	Kareem Reid vs. Kentucky	03/09/96
	6	Derek Hood vs. Kentucky	03/09/96

Most Blocked Shots

1.	6	Nick Davis vs. Tennessee	03/06/98
2.	5	Steven Hill vs. Mississippi State	03/10/07
3.	4	9x, Last Trevon Brazile vs. Vanderbilt	03/13/24

Most Steals

1.	7	T.J. Cleveland vs. LSU	03/11/00
2.	6	Ronnie Brewer vs. Florida	03/10/06
3.	4	6x, Last J.D. Notae vs. LSU	03/11/22

Most Minutes

1.	42 (OT)	Trevon Brazile vs. Vanderbilt	03/13/24
2.	41 (OT)	Derek Hood vs. Mississippi State	03/06/99
3.	40	Khalif Battle vs. South Carolina	03/14/24
	40 (OT)	Khalif Battle vs. Vanderbilt	03/13/24
	40 (OT)	Pat Bradley vs. Mississippi State	03/06/99



NCAA Tournament Results (50-35, .588)

36 NCAA Tournament Bids [35 appearances*]

* - The 1944 team earned an NCAA bid but was unable to participate due to an automobile accident prior to the tournament
next to team indicates NCAA tournament seed - (# in parenthesis indicate team's AP ranking unless otherwise noted)

2023 WEST REGIONAL		#8 seed
1st RD:	#9 Illinois	W 73 63
2nd RD:	#1 (#4) Kansas	W 72 71
Sweet 16:		#4 (#10) UConn L 65 88

2022 WEST REGIONAL		#4 seed (#17)
1st RD:	#13 Vermont	W 75 71
2nd RD:	#12 New Mexico State	W 53 48
Sweet 16:		#1 (#1) Gonzaga W 74 68
ELITE 8:		#2 (#9) Duke L 69 78

2021 SOUTH REGIONAL		#3 seed (#10)
1st RD:	#14 Colgate	W 85 68
2nd RD:	#4 seed (#21) Texas Tech	W 68 66
Sweet 16:		#15 Oral Roberts W 72 70
ELITE 8:		#1 (#3) Baylor L 72 81

2018 EAST REGIONAL		#7 seed
1st RD:	#10 Butler	L 62 79

2017 SOUTH REGIONAL		#8 seed
1st RD:	#9 Seton Hall	W 77 71
2nd RD:	#1 (#6) North Carolina	L 65 72

2015 WEST REGIONAL		#5 seed (#21)
*1st RD:	#12 Wofford	W 56 53
*2nd RD:	#4 (#15) North Carolina	L 78 87

* First Four was considered 1st Rd game in 2015, followed by Rds 2 & 3

2008 EAST REGIONAL		#9 seed
1st RD:	#8 (#24 coaches) Indiana	W 86 72
2nd RD:	#1 (#1) North Carolina	L 77 108

2007 EAST REGIONAL		#12 seed
1st RD:	#5 Southern California	L 60 77

2006 OAKLAND REGIONAL		#8 seed
1st RD:	#9 Bucknell	L 55 59

2001 WEST REGIONAL		#7 seed
1st RD:	#10 (#21) Georgetown	L 61 63

2000 SOUTH REGIONAL		#11 seed
1st RD:	#6 (#23) Miami (Fla.)	L 71 75

1999 WEST REGIONAL		#4 seed (#17)
1st RD:	#13 Siena	W 94 80
2nd RD:	#5 (#21) Iowa	L 72 82

1998 WEST REGIONAL		#6 seed (#17)
1st RD:	#11 Nebraska	W 74 65
2nd RD:	#3 (#7) Utah	L 65 69

1996 EAST REGIONAL		#12 seed
1st RD:	#5 (#18) Penn State	W 86 80
2nd RD:	#4 (#20) Marquette	W 65 56
Sweet 16:		#1 (#1) Massachusetts L 63 79

1995 MIDWEST REGIONAL		#2 seed (#6)
1st RD:	#15 Texas Southern	W 79 78
2nd RD:	#7 (#25) Syracuse (OT)	W 96 95
Sweet 16:		#6 Memphis (OT) W 96 91
ELITE 8:		#4 (#13) Virginia W 68 61

FINAL FOUR

Semifinal:	#2 (#4) North Carolina	W 75 68
Final:	#1 (#1) UCLA	L 78 89

NATIONAL RUNNER-UP

1994 MIDWEST REGIONAL		#1 seed (#2)
1st RD:	#16 North Carolina A&T	W 94 79
2nd RD:	#9 Georgetown	W 85 73
Sweet 16:		#12 Tulsa W 103 84
ELITE 8:		#3 (#11) Michigan W 76 68

FINAL FOUR

Semifinal:	#2 (#9) Arizona	W 91 82
Final:	#2 (#6) Duke	W 76 72

NATIONAL CHAMPION

1993 EAST REGIONAL		#4 seed (#14)
1st RD:	#13 Holy Cross	W 94 64
2nd RD:	#5 St. John's	W 80 74
Sweet 16:		#1 (#4) North Carolina L 74 80

1992 MIDWEST REGIONAL		#3 seed (#9)
1st RD:	#14 Murray State	W 80 60
2nd RD:	#6 Memphis	L 80 82

1991 SOUTHEAST REGIONAL		#1 seed (#2)
1st RD:	#16 Georgia State	W 117 76
2nd RD:	#8 Arizona State	W 97 90
Sweet 16:		#4 (#19) Alabama W 93 70
ELITE 8:		#3 (#12) Kansas L 81 93

1990 MIDWEST REGIONAL		#4 seed (#7)
1st RD:	#13 Princeton	W 68 64
2nd RD:	#12 Dayton	W 86 84
Sweet 16:		#8 North Carolina W 96 73
ELITE 8:		#10 Texas W 88 85

FINAL FOUR

Semifinal:	#3 (#15) Duke	L 83 97
------------	---------------	---------

1989 MIDWEST REGIONAL		#5 seed
1st RD:	#12 Loyola-Marymount	W 120 101
2nd RD:	#4 (#12) Louisville	L 74 93

1988 SOUTHEAST REGIONAL		#11 seed
1st RD:	#6 Villanova	L 74 82

1985 WEST REGIONAL		#9 seed
1st RD:	#8 Iowa	W 63 54
2nd RD:	#1 (#3) St. John's	L 65 68

1984 EAST REGIONAL		#2 seed (#8)
*2nd RD:	#7 Virginia (OT)	L 51 53

* earned 1st rd bye

1983 MIDEAST REGIONAL		#4 seed (#9)
*2nd RD:	#5 Purdue	W 78 68
Sweet 16:		#1 (#2) Louisville L 63 65

* earned 1st rd bye

1982 MIDWEST REGIONAL		#4 seed (#12)
* 2nd RD:	#5 Kansas State	L 64 65

* earned 1st rd bye

1981 MIDWEST REGIONAL		#5 seed (#12)
1st RD:	#12 Mercer	W 73 67
2nd RD:	#4 (#12) Louisville	W 74 73
Sweet 16:		#1 (#4) LSU L 56 72

1980 MIDWEST REGIONAL		#10 seed
1st RD:	#7 Kansas State	L 53 71

1979 MIDWEST REGIONAL		#2 seed (#5^)
*2nd RD:	#7 Weber State	W 74 63
Sweet 16:		#3 (#13) Louisville W 73 62
ELITE 8:		#1 (#1) Indiana State L 71 73

* earned 1st rd bye

^ Arkansas was ranked #7 for the Weber State game

1978 WEST REGIONAL		#2L seed (#5^)
NOTE: The 8-team regions had 4 automatic qualifiers (Q) and 4 at-large selections (L)		
1st RD:	#4Q Weber State	W 73 52
Sweet 16:		#10Q (#2) UCLA W 74 70
ELITE 8:		#4L Cal State Fullerton W 61 58

FINAL FOUR

Semifinal:	#2Q (#1) Kentucky	L 59 64
Consolation:	#2L (#6) Notre Dame	W 71 69

NATIONAL 3RD-PLACE

^ Arkansas was ranked #7 for the Weber State game

1977 MIDWEST REGIONAL		(#8)
1st RD:	Wake Forest	L 80 86

1958 MIDWEST REGIONAL		
Sweet 16:		(#18) Oklahoma State L 40 65
Consolation:		(#3) Cincinnati L 62 97

1949 WESTERN REGIONAL		(#20)
ELITE 8:		Oregon State L 38 56
Consolation:		Wyoming W 61 48

1945 WESTERN REGIONAL		
ELITE 8:		Oregon W 79 76

FINAL FOUR

Semifinal:	Oklahoma State +	L 41 68
------------	------------------	---------

+ known as Oklahoma A&M then

1944

Team earned an NCAA Berth but did not participate due to automobile accident

1941 WESTERN REGIONAL		
ELITE 8:		Wyoming W 52 40

FINAL FOUR

Semifinal:	Washington State+	L 53 64
------------	-------------------	---------

National Invitation Tournament Results (6-5, .545)

2019 (#5)	at #4 Providence	W 72 84
	at #1 Indiana	L 60 63

2014 (#3)	#6 Indiana State	W 91 71
	at #2 California	L 64 75

1997	Northern Arizona	W 101 75
	Pittsburgh	W 76 71
	UNLV	W 86 73

NIT FINAL FOUR (New York, N.Y.)

vs. Michigan (semis)	L 62 77
vs UConn (3rd place)	L 64 74

1987	Arkansas State (OT)	W 67 64
	at Nebraska	L 78 71



Individual Records

Points

Game: 34, Mario Credit vs. Loyola-Marymount, 3/16/89
Career: 291, Corliss Williamson (1993-95 - 15 gms)

Field Goals Made

Game: 14, Mario Credit vs. Loyola-Marymount, 3/16/89 (21 att)
14, Todd Day vs. Alabama, 3/21/91 (24 att)

Career: 123, Corliss Williamson (1993-95 - 207 att - 15 gms)

Field Goals Attempted

Game: 24, Todd Day vs. Alabama, 3/21/89 (14 made)
24, Corliss Williamson vs. Duke, 4/4/94 (10 made)

Career: 207, Corliss Williamson (1993-95 - 123 made - 15 gms)

Field Goal Percentage (min 9 attempts)

Game: 1.000, Steve Schall vs. Weber State, 3/11/79 (9-9)
.909, Oliver Miller vs. Murray State, 3/19/92 (10-11)
.909, Lenzie Howell vs. Loyola-Marymount, 3/16/89 (10-11)

3-Point Field Goals Made

Game: 7, Dwight Stewart vs. Texas Southern, 3/17/95 (10 att)
Career: 36, Scotty Thurman (1993-95 - 92 att - 15 gms)

3-Point Field Goals Attempted

Game: 12, Chris Walker vs. Iowa, 3/13/99 (6 made)
Career: 92, Scotty Thurman (1993-95 - 36 made - 15 gms)

3-Point Field Goal Percentage (min 5 attempts)

Game: .800, Chris Walker vs. Siena, 3/11/99 (4-5)
.800, Scotty Thurman vs. Memphis, 3/24/95 (4-5)

Free Throws Made

Game: 13, Sidney Moncrief vs. Louisville, 3/15/79 (14 att)
Career: 57, Corliss Williamson (1993-95 - 82 att - 15 gms)

Free Throws Attempted

Game: 14, Darrell Walker vs. Purdue, 3/19/83 (7 made)
14, Sidney Moncrief vs. Louisville, 3/15/79 (13 made)
Career: 82, Corliss Williamson (1993-95 - 57 made - 15 gms)

Free Throw Percentage (min 8 attempts)

Game: 1.000, Scott Hastings vs. Louisville, 3/14/81 (8-8)
.909, Michael Qualls vs. North Carolina 3/21/15 (10-11)
Career: .901, Darrell Hawkins, 20-22 (1989-90, '91-92 - 9 gms)

Rebounds

Game: 15, Jaylin Williams vs. New Mexico State, 3/19/22
Career: 111, Corliss Williamson (1993-95 - 15 gms)

Offensive Rebounds

Game: 11, Justin Smith vs Oral Roberts, 3/27/21

Defensive Rebounds

Game: 13, Jaylin Williams vs. New Mexico State, 3/19/22

Assists

Game: 12, Keith Wilson vs. Loyola-Marymount, 3/16/89
Career: 69, Lee Mayberry (1989-92 - 13 gms)

Steals

Game: 8, JD Notae Ivs. New Mexico State, 3/19/22
8, Darrell Hawkins vs. Holy Cross, 3/18/93
8, Alvin Robertson vs. Purdue, 3/19/83
8, Alvin Robertson vs. Virginia, 3/18/84
Career: 31, Lee Mayberry (1989-92 - 13 gms)

Blocks

Game: 5, Corliss Williamson vs. Tulsa, 3/25/94
Career: 23, Oliver Miller (1989-92 - 13 gms)

Turnovers

Game: 10, Jim Counce vs. Wake Forest, 3/12/77

Minutes Played

Game: 45, Joe Kleine vs. Virginia, 3/18/84
45, Alvin Robertson vs. Virginia, 3/18/84
Career: 483, Corliss Williamson (1993-95 - 15 gms)

Team Records

Points

Most: 120, vs. Loyola-Marymount, 3/16/89
Least: 38, vs. Oregon State, 3/18/49

Margin of Victory

41 (117-76), vs. Georgia State, 3/15/91

Field Goals Made

Most: 47, vs. Loyola-Marymount, 3/16/89 (81 att)
Least: 13, vs. Oregon State, 3/18/49 (63 att)

Field Goals Attempted

Most: 98, vs. Louisville, 3/18/89 (35 made)
Least: 42, vs. Virginia, 3/18/84 (20 made)

Field Goal Percentage

High: .680, vs. Wake Forest, 3/12/77 (31-63)
Low: .206, vs. Oregon State, 3/18/49 (13-63)

3-Point Field Goals Made

Most: 15, vs. Siena, 3/11/99 (30 att)
Least: 1, vs. Oral Roberts, 3/27/21 (9 att)
1, vs. Texas, 3/24/90 (11 att)

3-Point Field Goals Attempted

Most: 37, vs. Iowa, 3/13/99 (12 made)
Least: 7, vs. Seton Hall, 3/17/17 (3 made)
7 vs. Princeton, 3/15/90 (3 made)

3-Point Field Goal Percentage

High: .600, vs. Georgetown, 3/20/94 (6-10)
Low: .091, vs. Texas, 3/24/90 (1-11)

Free Throws Made

Most: 31, vs. Georgia State, 3/15/91 (42 att)
Least: 3, vs. Cal State-Fullerton, 3/18/78 (6 att)

Free Throws Attempted

Most: 42, vs. Georgia State, 3/15/91 (31 made)
Least: 6, vs. Cal State-Fullerton, 3/18/78 (3 made)

Free Throw Percentage (min 10 attempts)

High: .905, vs. Nebraska, 3/12/98 (19-21)
Low: .425, vs. Mercer, 3/12/81 (19-40)

Rebounds

Most: Overall: 54, vs. Marquette, 3/16/96
Offense: 25, vs. Marquette, 3/16/96
Defense: 36, vs. Loyola-Marymount, 3/16/89
Least: Overall: 19, vs. Purdue, 3/19/83
Offense: 5, vs. North Carolina A&T, 3/18/94
5, vs. Butler, 3/16/18
Defense: 15, vs. St. John's 3/20/93

Assists

Most: 32, vs. Georgia State, 3/15/91
Least: 3, vs. Villanova, 3/18/88

Steals

Most: 18, vs. Holy Cross, 3/18/93
Least: 0, vs. Texas Tech, 3/21/21
0, vs. Indiana State, 3/17/79

Blocks

Most: 8, vs. Georgia State, 3/15/91
Least: 0, twice

Turnovers

Most: 25, vs. Massachusetts, 3/21/96
Least: 5, vs. Vermont, 3/17/22

Opponent Team Records

Points

Most: 108, by North Carolina, 3/23/08
Least: 40, by Wyoming, 3/21/41
Least in a Half: 17, by New Mexico State, 3/19/22

Margin of Victory

31, (108-77) by North Carolina, 3/23/08

Field Goals Made

Most: 44, by North Carolina, 3/23/08 (65 att)
Least: 15, by Marquette, 3/21/96 (56 att)

Field Goals Attempted

Most: 98, by Loyola-Marymount, 3/16/89 (35 made)
Least: 39, by St. John's, 3/16/85 (23 made)

Field Goal Percentage

High: .677, by North Carolina, 3/23/08 (44-65)
Low: .268, by Marquette, 3/16/96 (15-56)

3-Point Field Goals Made

Most: 12, by Colgate, 3/19/21 (27 att)
Least: 1, by Louisville, 3/18/89 (5 att)

3-Point Field Goals Attempted

Most: 36, by Tulsa, 3/25/96 (10 made)
Least: 4, by Utah, 3/14/98 (3 made)

3-Point Field Goal Percentage

High: .750, by Utah, 3/14/98 (3-4)
.666, by Memphis, 3/21/92 (6-9)
.583, by Miami (Fla.), 3/17/00 (7-12)
Low: .182, by Georgia State, 3/15/91 (2-11)

Free Throws Made

Most: 29, by North Carolina, 3/21/15 (37 att)
Least: 2, by UCLA, 3/16/78 (8 att)

Free Throws Attempted

Most: 39, by Duke, 3/31/90 (28 made)
Least: 5, by Virginia, 3/18/84 (3 made)

Free Throw Percentage

High: .920, by Southern California, 3/16/07 (23-25)
Low: .250, by UCLA, 3/16/78 (2-8)

Rebounds

Most: Overall: 60, by Loyola-Marymount, 3/16/89
Offense: 28, by Loyola-Marymount, 3/16/89
Defense: 35, by Louisville, 3/18/89
Least: Overall: 20, by Indiana State, 3/17/79
Offense: 4, by Nebraska, 3/12/98
Defense: 12, by Nebraska, 3/12/98

Assists

Most: 28, by North Carolina, 3/23/08
28, by Louisville, 3/18/89
Least: 7, by Utah, 3/14/98

Steals

Most: 16, by North Carolina A&T, 3/18/94
Least: 0, several times

Blocks

Most: 8, by Louisville, 3/14/81
Least: 0, several times

Turnovers

Most: 32, by Georgia State, 3/15/91
Least: 7, by Wofford, 3/19/15
7, by North Carolina, 3/23/08
7, by Indiana State, 3/17/79



SERIES RECORDS VERSUS ALL OPPONENTS

Opponent	Meetings	Record	Opponent	Meetings	Record	Opponent	Meetings	Record
Abilene Christian	2	2-0	Florida International (FIU)	1	1-0	Southeastern Louisiana	5	5-0
Air Force	2	1-1	Florida State	2	1-1	Southeastern (Okla.) State	11	9-2
Akron	1	0-1	Fordham	3	2-1	Southern (La.)	3	3-0
Alabama	69	36-33	Fort Wayne	1	1-0	Southern Colorado	1	1-0
Alabama A&M	1	1-0	Fresno State	2	2-0	Southern California	3	0-3
Alabama-Birmingham	4	2-2	Furman	1	1-0	Southern Illinois	6	4-2
Alabama State	8	8-0	Gardner-Webb	3	3-0	SMU	155	96-59
Alaska-Anchorage	1	1-0	Georgetown	4	2-2	Southern Mississippi	6	5-1
Albright (Pa.)	1	0-1	Georgia	44	27-17	Southern Utah	2	2-0
Alcorn State	6	6-0	Georgia Southern	1	1-0	Southwestern (Kan.) State	1	0-1
American University (PR)	1	0-1	Georgia State	2	2-0	Southwestern (Tenn.)	1	1-0
Appalachian State	2	1-1	Georgia Tech	7	2-5	Stanford	3	1-2
Arizona	8	6-2	Gonzaga	1	1-1	Stephen F. Austin	5	5-0
Arizona State	2	1-1	Grambling	5	5-0	St. Joseph's (Pa.)	1	1-0
Arkansas State	5	5-0	Hardin-Simmons	4	3-1	Syracuse	2	1-1
Arkansas Tech	1	1-0	Hartford	1	1-0	Tennessee	48	22-26
Auburn	60	38-22	Hawai'i	2	2-0	Tennessee-Chattanooga	1	1-0
Austin Peay	5	5-0	Hendrix	8	8-0	Tennessee-Martin	3	3-0
Baylor	145	96-49	High Point	1	1-0	Tennessee State	3	3-0
Bethune-Cookman	3	3-0	Hofstra	3	2-1	Tennessee Tech	1	1-0
Biscayne	1	1-0	Holy Cross	1	1-0	Texas	155	87-68
Boise State	1	1-0	Houston	40	22-18	Texas-Arlington	9	9-0
Bradley	1	1-0	Idaho State	2	0-2	Texas-Pan American	2	2-0
Brigham Young	1	0-1	Illinois	6	1-5	Texas-San Antonio	6	6-0
Bucknell	2	1-1	Illinois State	1	0-1	Texas A&M	169	108-61
Butler	2	0-2	Indiana	5	3-2	Texas Christian	143	105-38
California	3	1-2	Indiana State	5	3-2	Texas Southern	7	7-0
Cal Davis	2	2-0	Iona	1	1-0	Texas State	4	4-0
Cal Santa Barbara	1	0-1	Iowa	5	2-3	Texas Tech	80	40-40
Cal State-Bakersfield	1	1-0	Iowa State	5	1-4	Texas Wesleyan	1	1-0
Cal State-Fullerton	1	1-0	Jackson State	12	12-0	Toledo	1	1-0
California Hayward	1	1-0	Jacksonville State	1	1-0	Troy	6	5-1
Canisius (N.Y.)	1	0-1	Jacksonville University	1	1-0	Tulane	5	5-0
Centenary	26	22-4	Kansas	14	6-8	Tulsa	61	37-24
Central Arkansas	6	6-0	Kansas State	12	4-8	UCLA	3	1-2
Central Florida	1	1-0	Kent State	1	1-0	UNLV	3	1-2
Central Michigan	1	1-0	Kentucky	50	14-36	U.S. International	1	1-0
Central Missouri College	1	1-0	Kentucky Wesleyan	1	0-1	USC Upstate	1	1-0
Central Missouri	3	3-0	Lamar Tech	1	1-0	Utah	1	0-1
Central Oklahoma State	2	2-0	LaSalle	1	0-1	Utah State	1	0-1
Chaminade	1	1-0	Little Rock	1	1-0	Utah Valley	2	2-0
Charleston Southern	2	2-0	Lipscomb	3	3-0	Valparaiso	1	1-0
Charlotte	2	2-0	Long Island	1	0-1	Vanderbilt	45	30-15
Chicago State	1	1-0	Longwood	1	1-0	Vermont	1	1-0
Cincinnati	5	2-3	Louisiana-Lafayette	3	2-1	Villanova	3	0-3
City College of N.Y.	2	2-0	Louisiana-Monroe	9	8-1	Virginia	7	3-4
Clemson	3	2-1	Louisiana State (LSU)	79	43-36	Virginia Commonwealth	1	1-0
Coastal Carolina	2	2-0	Louisiana Tech	6	6-0	VMI	3	2-1
Colgate	1	1-0	Louisville	8	4-4	Wabash	1	1-0
College of Charleston	1	1-0	Loyola (Calif.)	2	3-0	Wake Forest	8	3-5
College of Ozarks	3	3-0	Loyola (Chicago)	1	0-1	Washburn	1	0-1
Colorado State	2	2-0	Loyola (New Orleans)	1	1-0	Washington (Mo.)	2	2-0
Connecticut (UConn)	5	1-4	MacMurray (Ill.)	1	1-0	Washington State	1	0-1
Cornell	1	0-1	Maine	1	1-0	Weber State	2	2-0
Creighton	3	1-2	Marist	1	1-0	West Virginia	2	2-0
Culver-Stockton (Mo.)	1	1-0	Marquette	1	1-0	Western Carolina	2	1-1
Dayton	3	2-1	Maryland	3	1-2	Western Illinois	3	3-0
Delaware State	6	6-0	Maryland-Eastern Shore	1	1-0	Westminster (Pa.)	1	0-1
Denver University	1	1-0	Massachusetts	0	0-2	West Texas State	3	2-1
DePaul	1	0-1	McNeese State	1	1-0	Western Kentucky	8	4-4
Drake	1	1-0	Memphis	22	11-11	Wichita State	2	1-1
Drury College	11	10-1	Mercer	6	5-1	Winthrop	1	1-0
Duke	5	3-2	Mexico University	1	1-0	Wisconsin	1	0-1
East Central Oklahoma	3	3-0	Miami (Fla.)	1	0-1	Wisconsin-Milwaukee	1	1-0
Eastern Kentucky	2	2-0	Michigan	7	3-4	Wisconsin-Parkside	1	1-0
Eastern Michigan	1	1-0	Michigan State	2	0-2	Wofford	2	2-0
East New Mexico	1	1-0	Minnesota	6	4-2	Wyoming	3	2-1
East Tennessee State	2	1-1	Mississippi (Ole Miss)	86	52-34			
Elon	2	21-0	Mississippi College	1	1-0			
Evansville	1	1-0	Mississippi State	69	35-34			
Florida	42	15-27	Mississippi Valley State	6	6-0			
Florida A&M	4	4-0	Missouri	62	35-27			
Florida Gulf Coast	1	1-0	Missouri State	24	18-6			
			Missouri-Kansas City	1	1-0			
						Missouri-St. Louis	5	4-1
						Missouri Western	1	1-0
						Montana	1	1-0
						Montana State	1	1-0
						Montevallo	3	3-0
						Morgan State	2	1-1
						Mount St. Mary's	1	1-0
						Murray State	6	4-2
						Nebraska	8	6-2
						New Mexico State	3	3-0
						New York University	3	0-3
						Nicholls State	1	1-0
						North Carolina	11	3-8
						North Carolina A&T	3	3-0
						North Carolina Central	1	1-0
						North Carolina-Asheville	1	1-0
						North Carolina-Greensboro	3	2-1
						North Carolina-Wilmington	1	1-0
						North Carolina State	1	0-1
						North Dakota State	2	2-0
						North Florida	2	2-0
						North Texas	16	16-0
						Northeastern (Okla.) State	24	24-0
						Northeastern Illinois	1	1-0
						Northern Arizona	1	1-0
						Northern Iowa	1	1-0
						Northern Kentucky	1	1-0
						Northwestern (La.) State	11	10-1
						Northwestern Oklahoma State	1	1-0
						Notre Dame	1	1-0
						Oakland	2	2-0
						Ohio State	3	2-1
						Oklahoma	31	17-14
						Oklahoma City	12	8-4
						Oklahoma State	53	15-38
						Oral Roberts	14	12-2
						Oregon	4	3-0
						Oregon State	1	0-1
						Ouachita Baptist	1	1-0
						Penn	1	1-0
						Penn State	1	1-0
						Pepperdine	1	1-0
						Pittsburg (Kan.) State	24	16-8
						Pittsburgh	4	2-2
						Portland State	1	1-0
						Prairie View A&M	1	1-0
						Princeton	1	1-0
						Providence	4	2-2
						Purdue	2	1-1
						Quincy College	1	1-0
						Radford	1	1-0
						Rice	144	103-41
						Rider College	1	1-0
						Robert Morris	1	1-0
						Rockhurst	4	4-0
						St. John's	2	1-1
						Saint Louis	10	3-7
						Saint Peter's	2	2-0
						Sam Houston State	4	4-0
						Samford	3	3-0
						San Diego State	3	3-0
						San Francisco	2	2-0
						San Francisco State	1	0-1
						San Jose State	1	1-0
						Santa Clara	1	1-0
						Savannah State	2	2-0
						Seton Hall	2	2-0
						Siena	1	1-0
						SIU-Edwardsville	1	1-0
						South Alabama	7	6-1
						South Carolina	40	23-17
						South Dakota	2	2-0
						South Dakota State	1	1-0
						Southeast Missouri State	9	8-1



RAZORBACK RECORDS

ARKANSAS RAZORBACKS

SERIES RESULTS VERSUS ALL OPPONENTS

ABILENE CHRISTIAN

Arkansas leads.....2-0
Home.....2-0

12/20/2020 W 85-72 H
12/21/2023 W 83-73 H

AIR FORCE

Series Tied.....1-1
Away.....0-1
Neutral.....1-0

12/08/1975 L 59-58 A
11/27/1976 W 72-54 N (LR)

AKRON

Arkansas trails.....0-1
Home.....0-1

11/18/2015 L 88-80 H

ALABAMA

Arkansas leads.....36-33 SEC: 29-30
(Arkansas joined SEC in '91-92)

Home.....20-7 SEC: 20-7
Away.....8-24 SEC: 8-22
Neutral.....8-2 SEC: 1-1

01/21/1948 W 42-35 N (Memphis)
12/27/1949 W 41-33 N (Oklahoma City)
12/28/1950 W 46-34 N (Oklahoma City)
12/28/1954 L 84-67 N (Houston)
12/21/1960 W 83-76 N (LR)
12/21/1967 L 82-65 A
12/21/1968 W 52-48 N (LR)
12/10/1986 20/18 L 87-76 A
12/23/1987 W 80-55 N (LR)
03/21/1991 2/19 W 93-70 N (Charlotte)
01/08/1992 13/16 L 65-63 A
02/22/1992 10/14 W 90-87 H
03/14/1992 6/17 L 90-89 N (Birmingham)
01/12/1993 9/- W 74-66 H
02/13/1993 14/- L 93-82 A
01/08/1994 1/- L 66-64 A
02/16/1994 1/- W 102-81 H
01/24/1995 9/- L 88-70 H
02/15/1995 10/18 W 86-80 A
03/11/1995 5/20 W 69-58 N (Atlanta)
01/23/1996 W 71-63 A
02/28/1996 L 98-89 H
01/15/1997 W 72-68 H
02/26/1997 W 73-53 H
01/24/1998 18/- W 77-70 H
02/28/1998 12/- L 65-63 A
01/20/1999 22/- L 67-60 H
02/27/1999 L 84-79 A
01/19/2000 L 73-64 A
02/09/2000 W 81-66 H
01/20/2001 -1/5 W 87-58 H
02/28/2001 -1/20 W 66-63 A
01/30/2002 -1/7 L 109-94 A
02/20/2002 -1/5 W 67-59 H
01/08/2003 -1/4 L 61-51 A
02/05/2003 -1/22 W 81-70 H
01/14/2004 L 81-65 A
03/03/2004 L 72-68 (OT) H
01/11/2005 -1/21 L 64-61 H
02/16/2005 -1/16 L 72-63 A
01/18/2006 L 78-75 (OT) A
02/21/2006 W 65-63 H
01/06/2007 -1/8 W 88-61 H
01/27/2007 -1/12 W 63-57 H
01/13/2008 W 71-67 (OT) H
02/27/2008 L 59-56 H
01/29/2009 W 89-80 H
02/25/2009 L 88-67 A
01/16/2010 W 71-59 H
02/13/2010 L 73-68 H
01/15/2011 W 70-65 H
02/19/2011 L 69-56 A
01/28/2012 L 72-66 A
02/23/2012 L 79-68 H
01/31/2013 L 59-56 A
02/05/2014 W 65-58 H
03/08/2014 L 83-58 A
01/22/2015 W 93-91 (OT) H
03/02/2016 W 62-61 A
02/01/2017 W 87-68 H
02/21/2018 W 76-73 A
03/09/2019 W 82-70 H
02/01/2020 W 82-78 H
01/16/2021 -1/24 L 90-59 A
02/24/2021 20/6 W 81-66 H
02/12/2022 L 68-67 A
01/11/2023 15/4 L 84-69 H
02/25/2023 -1/2 L 86-83 A
03/09/2024 -1/16 L 92-88 (OT) A

ALABAMA A&M

Arkansas leads.....1-0
Home.....1-0

12/22/2012 W 95-68 N (NLR)

ALABAMA-BIRMINGHAM (UAB)

Arkansas leads.....2-2
Home.....1-2
Away.....1-0

01/27/1990 6/- W 109-95 A
01/30/1991 2/- W 104-72 H
01/02/2010 -1/24 L 73-72 H
11/26/2010 L 70-65 (OT) N (NLR)

ALABAMA STATE

Arkansas leads.....8-0
Home.....6-0
Neutral.....2-0

12/15/1982 13/- W 108-65 H
12/21/1983 W 86-80 H
12/01/1985 W 87-69 N (LR)
12/02/1991 11/- W 96-80 N (PB)
12/31/1997 23/- W 103-48 H
11/17/1998 19/- W 73-43 H
12/16/2009 W 76-51 H
11/16/2014 W 97-79 H

ALASKA-ANCHORAGE

Arkansas leads.....1-0
Neutral.....1-0

01/07/1981 W 92-58 N (PB)

ALBRIGHT (PA.)

Arkansas trails.....0-1
Away.....0-1

12/29/1943 L 47-40 A

ALCORN STATE

Arkansas leads.....6-0
Home.....6-0

12/15/1987 W 101-55 H
12/02/1995 W 116-75 H
12/28/1999 W 102-59 H
11/13/2009 W 130-68 H
12/15/2012 W 97-59 H
11/06/2023 14/- W 93-59 H

AMERICAN UNIVERSITY (PR)

Arkansas trails.....0-1
Away.....0-1

12/24/1997 12/- L 64-59 A

APPALACHIAN STATE

Series tied.....1-1
Home.....1-0
Neutral.....0-1

12/22/2007 L 74-67 N (NLR)
11/20/2009 W 81-72 (OT) H

ARIZONA

Arkansas leads.....6-2
Home.....2-1
Away.....1-0
Neutral.....3-1

03/10/1949 W 65-44 H
12/24/1952 W 68-51 N (Dallas)
12/29/1966 W 65-61 N (Los Angeles)
11/23/1990 2/3 L 89-77 N (NYC-MSG)
12/21/1991 19/2 W 65-59 H
12/06/1992 -1/9 W 86-80 A
04/02/1994 2/9 W 91-82 N (Charlotte)
11/17/1995 16/- L 83-73 H

ARIZONA STATE

Series tied.....1-1
Neutral.....1-1

03/17/1991 2/- W 97-90 N (Atlanta)
11/23/2012 L 83-68 N (Las Vegas)

ARKANSAS STATE

Arkansas leads.....5-0
Home.....3-0
Away.....1-0
Neutral.....1-0

1924-25 W 31-9 H
1925-26 W 32-14 H
1926-27 W 42-12 H
01/22/1948 W 76-59 A
03/13/1987 W 67-64 (NIT Postseason) H

ARKANSAS TECH

Arkansas leads.....1-0
Home.....1-0

11/28/1950 13/- W 50-45 H

AUBURN

Arkansas leads.....38-22 SEC: 38-21
(Arkansas joined SEC in '91-92)

Home.....23-6 SEC: 23-6
Away.....13-15 SEC: 13-15
Neutral.....2-1 SEC: 2-0

12/28/1967 L 65-58 N (Oklahoma City)
01/04/1992 16/- W 110-92 H
02/26/1992 9/- W 82-74 A
01/23/1993 8/- L 100-89 H
03/06/1993 13/- L 81-80 A
01/15/1994 4/- W 117-105 A
02/26/1994 1/- W 91-81 H
01/14/1995 5/- L 104-90 A
03/04/1995 7/- W 68-66 H
01/06/1996 L 101-76 H
02/17/1996 W 87-77 H
01/08/1997 W 56-55 A
02/11/1997 W 75-42 H
01/21/1998 18/- W 79-65 A
02/21/1998 16/- W 107-83 H
01/06/1999 18/14 L 83-66 A
02/24/1999 -1/2 W 104-88 H
02/05/2000 -1/10 L 73-55 A
03/05/2000 -1/19 W 64-55 H
03/12/2000 W 75-67 N (Atlanta)
01/17/2001 W 82-72 H
02/14/2001 L 71-63 A
01/05/2002 W 83-77 H
02/02/2002 W 62-60 A
01/11/2003 L 52-37 H
03/05/2003 L 69-54 A
01/21/2004 L 70-63 A
02/04/2004 W 74-52 H
01/22/2005 W 95-59 H
03/05/2005 L 77-64 A
01/21/2006 W 68-52 H
02/11/2006 W 84-64 H
02/07/2007 W 65-57 H
02/21/2007 L 67-59 A
01/10/2008 W 76-70 H
03/08/2008 W 77-64 H
01/24/2009 L 73-51 H
02/11/2009 L 75-62 A
02/06/2010 W 82-79 (OT) H
02/20/2010 L 92-83 A
01/25/2011 W 73-64 H
02/26/2011 W 57-55 A
01/25/2012 W 56-53 H
02/25/2012 W 77-71 A
01/16/2013 W 88-80 (2OT) H
02/13/2013 W 83-75 A
01/25/2014 W 86-67 H
02/10/2015 24/- W 101-87 H
02/17/2016 L 90-86 H
02/25/2017 W 79-68 A
01/06/2018 22/- L 88-77 A
02/27/2018 -1/14 W 91-82 H
02/20/2019 L 79-56 A
02/04/2020 -1/11 L 79-76 (OT) H
12/30/2020 W 97-85 A
01/20/2021 W 75-73 H
02/08/2022 -1/1 W 80-76 (OT) H
01/07/2023 13/22 L 72-59 A
03/09/2023 W 76-73 N (Nashville)
01/06/2024 -1/25 L 83-51 H

AUSTIN PEAY

Arkansas leads.....5-0
Home.....5-0

12/30/1983 W 68-63 H
12/17/2008 W 89-80 H
12/03/2016 W 99-62 H
12/28/2018 W 76-65 H
12/03/2019 W 69-61 H

BAYLOR

Arkansas leads.....96-49
Home.....53-11
Away.....37-33
Neutral.....6-5

02/18/1924 L 33-29 A
02/19/1924 W 28-14 A
01/23/1925 W 39-14 H
01/24/1925 W 23-14 H
01/22/1926 W 22-9 H
01/23/1926 W 19-14 A
02/03/1928 W 59-21 A
02/04/1928 W 34-21 A

1928-29 W 59-24 H
1928-29 W 71-23 H
1929-30 W 30-23 A
1929-30 W 27-21 A
02/13/1931 L 29-27 H
02/14/1931 W 29-25 H
02/05/1932 L 34-28 A
02/06/1932 W 42-31 A
02/24/1933 W 34-19 H
02/25/1933 W 39-30 H
02/02/1934 W 31-29 A
02/03/1934 L 31-20 A
02/08/1935 W 37-27 H
02/09/1935 W 48-30 H
02/14/1936 W 44-26 A
02/13/1936 W 39-14 A
01/08/1937 L 25-22 A
01/09/1937 W 42-24 H
02/19/1938 L 54-47 A
02/21/1938 W 54-45 A
02/03/1939 W 46-38 H
02/04/1939 W 40-36 H
01/19/1940 L 40-24 A
01/20/1940 L 47-39 A
02/07/1941 W 62-48 H
02/08/1941 W 36-31 A
02/06/1942 W 53-43 A
02/07/1942 W 50-45 A
02/05/1943 W 68-25 H
02/06/1943 W 40-38 H
02/04/1944 W 45-28 A
02/05/1944 W 36-34 A
01/05/1945 W 94-28 H
01/06/1945 W 90-30 H
01/11/1946 W 49-37 A
01/12/1946 L 40-28 H
02/07/1947 W 55-50 H
02/08/1947 W 68-57 H
02/06/1948 L 42-38 A
02/07/1948 L 55-47 A
01/05/1949 L 41-37 H
02/05/1949 W 52-46 A
01/28/1950 L 60-49 N (LR)
02/04/1950 L 52-42 A
01/20/1951 W 69-55 H
02/17/1951 W 55-44 N (Dallas)
12/29/1951 W 58-44 A
01/14/1952 W 54-38 H
02/19/1952 L 44-39 H
12/30/1952 W 59-54 N (Dallas)
01/19/1953 W 49-47 H
02/21/1953 L 74-68 A
01/11/1954 L 63-59 A
02/16/1954 W 73-51 A
01/15/1955 W 73-63 A
02/07/1955 W 75-72 A
12/29/1955 L 63-67 N (Houston)
01/07/1956 W 85-64 H
02/07/56 W 36-31 H
01/12/1957 L 52-51 A
02/23/1957 L 67-61 H
01/06/1958 W 68-53 A
03/01/1958 W 79-55 H
12/28/1958 W 60-57 N (Houston)
01/31/1959 L 64-58 A
02/17/1959 W 59-53 H
12/28/1959 W 71-66 N (Houston)
01/09/1960 W 90-83 (2OT) A
02/29/1960 W 83-74 H
01/31/1961 W 74-58 A
02/24/1961 W 70-48 H
02/06/1962 L 76-60 A
02/26/1962 W 76-75 H
02/09/1963 W 75-65 H
02/23/1963 W 67-61 H
02/01/1964 W 74-70 A
02/15/1964 W 73-61 H
01/16/1965 L 84-75 A
02/16/1965 W 78-73 H
02/05/1966 W 78-59 H
02/12/1966 L 82-71 H
01/10/1967 L 65-53 A
03/02/1967 L 68-55 H
01/19/1968 L 80-69 A
02/27/1968 L 71-64 H
01/28/1969 L 74-72 H
03/01/1969 L 66-54 A
01/24/1970 L 110-76 A
02/10/1970 W 76-75 A
02/09/1971 L 92-91 A
03/02/1971 L 110-111 (OT) A
02/28/1972 L 93-84 H
02/29/1972 W 131-109 H
01/23/1973 L 76-70 H
02/17/1973 W 76-74 A
01/29/1974 L 94-68 A

02/23/1974 W 92-62 H
02/01/1975 L 73-69 A
03/08/1975 W 83-64 H
01/26/1976 L 84-81 A
02/24/1976 W 86-64 H
01/29/1977 15/- W 68-59 A
02/10/1977 13/- W 77-57 H
01/23/1978 6/- W 56-55 (OT) A
02/13/1978 1/- W 82-56 H
01/22/1979 11/- L 70-67 H
02/12/1979 14/- W 71-62 A
01/15/1980 W 71-57 H
02/07/1980 W 70-51 A
01/17/1981 L 67-58 A
02/10/1981 W 67-50 H
01/19/1982 15/- W 70-58 H
02/11/1982 8/- L 56-55 (OT) A
01/08/1983 10/- W 65-60 H
02/07/1983 9/- W 81-66 A
01/01/1984 W 57-50 A
02/04/1984 W 63-44 H
01/30/1985 W 64-57 (OT) A
03/02/1985 W 106-71 H
01/27/1986 W 81-76 (OT) H
02/26/1986 L 65-64 A
01/22/1987 L 63-62 A
02/21/1987 W 71-67 H
01/20/1988 W 70-62 H
02/10/1988 L 58-57 A
03/12/1988 L 74-73 N (Dallas)
01/21/1989 W 88-58 A
02/22/1989 W 89-54 H
01/10/1990 12/- W 99-84 H
02/10/1990 3/- L 82-77 H
03/10/1990 9/- W 115-75 N (Dallas)
01/26/1991 2/- W 73-68 A
02/26/1991 3/- W 106-74 H
01/05/2008 W 85-78 N (Dallas)
12/30/2009 L 70-47 N (NLR)
03/29/2021 10/3 L 81-72 N (Indianapolis)
01/28/2023 -1/17 L 67-64 A

BETHUNE-COOKMAN

Arkansas leads.....3-0
Home.....3-0

12/18/1989 7/- W 91-61 H
12/04/1991 11/- W 128-46 H
11/02/1997 18/- W 108-42 H

BISCAYNE

(* - now known as St. Thomas University)

Arkansas leads.....1-0
Neutral.....1-0

12/19/1981 9/- W 91-61 N (LR)

BOISE STATE

Arkansas leads.....1-0
Home.....1-0

12/12/1975 W 72-56 H

BRADLEY

Arkansas leads.....1-0
Neutral.....1-0

12/17/2022 10/- W 76-57 N (NLR)

BRIGHAM YOUNG

Arkansas trails.....0-1
Neutral.....0-1

12/26/1947 L 68-58 N (Los Angeles)

BUCKNELL

Series tied.....1-1
Home.....1-0
Neutral.....0-1

03/17/2006 L 59-55 N (Dallas)
11/12/2017 W 101-73 H

BUTLER

Arkansas trails.....0-2
Away.....0-1
Neutral.....0-1

01/02/1931 L 31-21 A
03/16/2018 L 79-62 N (Detroit)

CALIFORNIA

Arkansas trails.....1-2
Away.....0-1
Neutral.....1-1

12/30/1986 W 74-58 N (Honolulu)
11/25/2013 L 85-77 N (Maui)
03/24/2014 L 75-64 (Postseason NIT) A



ARKANSAS RAZORBACKS

SERIES RECORDS VERSUS ALL OPPONENTS

CALIFORNIA-DAVIS

Arkansas leads.....	2-0
Home.....	2-0
11/20/2008	W 68-59 H
11/12/2018	W 81-58 H

CAL-SANTA BARBARA

Arkansas trails.....	0-1
Away.....	0-1
12/01/1973	L 109-80 A

CAL STATE-BAKERSFIELD

Arkansas leads.....	1-0
Home.....	1-0
12/27/2017	W 95-68 H

CAL STATE-FULLERTON

Arkansas leads.....	1-0
Neutral.....	1-0
03/18/1978	W 61-58 N (Albuquerque)

CAL STATE-HAYWARD

(* - now known as Cal State Univ. East Bay)

Arkansas leads.....	1-0
Home.....	1-0
11/29/1976	W 89-59 H

CANISIUS (N.Y.)

Arkansas trails.....	0-1
Away.....	0-1
12/11/1948	L 60-51 A

CENTENARY

Arkansas leads.....	22-4
Home.....	13-3
Away.....	6-1
Neutral.....	3-0
01/29/1926	W 69-21 H
01/30/1926	W 43-9 H
12/21/1959	W 75-55 H
12/17/1960	W 71-61 H
12/13/1965	W 90-61 A
12/12/1966	L 81-80 H
12/11/1967	W 85-65 N (LR)
12/19/1967	W 90-82 N (LR)
12/09/1968	W 64-61 A
12/17/1968	W 79-50 N (LR)
12/28/1968	W 56-48 N (LR)
12/19/1970	W 71-61 A
01/04/1973	L 80-72 H
01/03/1974	L 98-96 H
01/07/1975	L 74-72 H
12/16/1978	W 77-57 A
12/03/1978	W 65-53 H
12/08/1979	W 70-62 H
12/16/1980	19/- W 78-64 H
12/12/1981	11/- W 87-60 H
12/04/1982	16/- W 79-51 A
12/06/1994	3/- W 121-94 H
12/18/1997	13/- W 61-48 H
12/30/1999	W 73-55 N (NLR)
11/28/2000	25/- W 88-57 H
12/28/2002	W 75-51 H

CENTRAL ARKANSAS *

* - known as Arkansas St. Normal School in 1923-24
* - known as Arkansas St. Teachers College 1925-67

Arkansas leads.....	8-0
Home.....	5-0
Away.....	3-0
01/11/1924	W 62-27 H
01/12/1924	W 34-14 H
12/19/1933	W 54-30 A
12/23/1935	W 42-38 A
12/24/1935	W 66-27 A
02/01/1947	W 59-39 H
12/12/2020	W 100-75 H
12/01/2021	10/- W 97-60 H

CENTRAL FLORIDA (UCF)

Arkansas leads.....	1-0
Neutral.....	1-0
11/24/1984	17/- W 59-45 N (PB)

CENTRAL MICHIGAN

Arkansas leads.....	1-0
Home.....	1-0
12/05/2006	W 75-59 H

CENTRAL MISSOURI COLLEGE

(* - now known as Central Methodist)

Arkansas leads.....	1-0
Home.....	1-0
11/27/1951	W 52-42 H

CENTRAL MISSOURI

Arkansas leads.....	3-0
Neutral.....	3-0
12/28/1937	W 43-36 N (Oklahoma City)
12/30/1939	W 60-46 N (Oklahoma City)
12/26/1941	W 44-36 N (Oklahoma City)

CENTRAL OKLAHOMA STATE

Arkansas leads.....	2-0
Home.....	2-0
12/17/1941	W 43-23 H
12/18/1941	W 42-25 H

CHAMINADE

Arkansas leads.....	1-0
Neutral.....	1-0
11/26/1991	2/- W 99-84 N (Maui)

CHARLESTON SOUTHERN *

(* - known as Baptist College in 1984-85)

Arkansas leads.....	2-0
Home.....	2-0
12/14/1984	W 74-55 H
11/20/2015	W 93-75 H

CHARLOTTE

Arkansas leads.....	2-0
Home.....	2-0
12/28/2011	W 80-67 H
12/07/2021	12/- W 86-66 H

CHICAGO STATE

Arkansas leads.....	1-0
Neutral.....	1-0
11/27/1987	W 78-68 N (PB)

CINCINNATI

Arkansas trails.....	2-3
Home.....	0-1
Away.....	0-1
Neutral.....	2-1
03/15/1958	-/3 L 97-62 N (Lawrence)
12/29/1994	3/20 W 84-75 N (Honolulu)
12/09/1995	-/17 L 82-67 H
01/18/1997	-/14 L 92-57 A
11/23/2021	12/- W 73-67 N (Kansas City)

CITY COLLEGE OF NEW YORK

Arkansas leads.....	2-0
Neutral.....	2-0
12/28/1943	W 39-37 N (MSG)
12/16/1944	W 59-47 N (MSG)

CLEMSON

Arkansas leads.....	2-1
Home.....	1-0
Away.....	0-1
Neutral.....	1-0
12/29/1961	W 62-60 N (Greenville, S.C.)
12/07/2013	W 74-68 H
12/07/2014	18/- L 68-65 (OT) A

COASTAL CAROLINA

Arkansas leads.....	2-0
Neutral.....	2-0
01/02/1988	W 81-59 N (LR)
12/28/1992	W 93-74 N (LR)

COLGATE

Arkansas leads.....	1-0
Neutral.....	1-0
03/19/21	10/- W 85-68 N (Indianapolis)

COLLEGE OF CHARLESTON

Arkansas leads.....	1-0
Neutral.....	1-0
11/15/2007	18/- W 75-49 N (San Juan, PR)

COLLEGE OF THE OZARKS

Arkansas leads.....	3-0
Away.....	3-0
12/20/1924	W 27-18 A
12/30/1927	W 53-27 A
12/31/1927	W 59-20 A

COLORADO STATE

Arkansas leads.....	2-0
Home.....	1-0
Away.....	1-0
12/05/2017	W 92-66 H
12/05/2018	W 98-74 A

CONNECTICUT (UCONN)

Arkansas trails.....	1-4
Away.....	0-1
Neutral.....	1-3
03/27/1997	L 74-64 N (NYC-MSG)
11/21/2005	-/3 L 77-68 N (Maui)
12/03/2011	-/8 L 75-62 A
11/26/2017	W 102-67 N (Portland)
03/23/2023	-/10 L 88-65 N (Las Vegas)

CORNELL

Arkansas trails.....	0-1
Neutral.....	0-1
12/29/1972	L 78-77 N (LR)

CREIGHTON

Arkansas trails.....	1-2
Away.....	0-1
Neutral.....	1-1
12/17/1932	L 29-28 A
12/29/1962	W 73-61 N (Oklahoma City)
11/22/2022	9/10 L 90-87 N (Maui)

CULVER-STOCKTON (MO.)

Arkansas leads.....	1-0
Home.....	1-0
12/08/1947	W 68-36 H

DAYTON

Arkansas leads.....	2-1
Home.....	1-0
Away.....	0-1
Neutral.....	1-0
03/17/1990	7/- W 86-84 N (Austin)
12/13/2014	W 69-55 H
12/30/2015	L 85-81 (OT) A

DELAWARE STATE

Arkansas leads.....	6-0
Home.....	5-0
Neutral.....	1-0
12/26/1989	11/- W 117-75 N (LR)
12/11/1993	1/- W 123-66 H
11/24/2007	W 89-67 H
12/07/2009	W 71-53 H
01/05/2013	W 86-51 H
11/21/2014	W 99-71 H

DENVER UNIVERSITY

Arkansas leads.....	1-0
Neutral.....	1-0
12/27/1944	W 50-36 N (Oklahoma City)

DEPAUL

Arkansas trails.....	0-1
Neutral.....	0-1
01/01/1944	L 59-30 N (Buffalo)

DRAKE

Arkansas leads.....	1-0
Home.....	1-0
12/14/1936	W 31-22 H

DRURY COLLEGE

Arkansas leads.....	10-1
Home.....	7-0
Away.....	3-1
12/21/1927	W 39-20 A
1928-29	W 52-25 H
1928-29	W 42-22 H
01/02/1930	L 28-25 A
01/01/1932	W 45-26 A
01/16/1932	W 35-14 H
12/16/1938	W 44-21 H
12/17/1938	W 27-19 H
12/13/1940	W 62-17 H

12/14/1940	W 46-20 H
12/17/1942	W 42-29 A

DUKE

Arkansas leads.....	3-2
Home.....	1-0
Neutral.....	3-2
03/31/1990	7/15 L 97-83 N (Denver)
11/21/1990	2/6 W 98-88 N (NYC-MSG)
04/04/1994	2/6 W 76-72 N (Charlotte)
03/26/2022	17/9 L 78-69 N (San Francisco)
11/29/2023	-/7 W 80-75 H

EAST CENTRAL OKLAHOMA

Arkansas leads.....	3-0
Home.....	2-0
Away.....	1-0
12/26/1934	W 50-21 A
12/30/1941	W 54-28 N (Oklahoma City)
12/09/1942	W 50-35 H

EASTERN KENTUCKY

Arkansas leads.....	2-0
Home.....	1-0
Neutral.....	1-0
12/20/1980	19/- W 80-74 N (LR)
12/20/2011	W 71-57 H

EASTERN MICHIGAN

Arkansas leads.....	1-0
Neutral.....	1-0
11/22/2004	W 82-64 N (St. Thomas, VI.)

EASTERN NEW MEXICO

Arkansas leads.....	1-0
Home.....	1-0
12/30/1975	W 102-55 H

EAST TENNESSEE STATE

Series tied.....	1-1
Home.....	1-1
12/05/1983	W 79-50 H
11/27/2009	L 94-85 H

ELON

Arkansas leads.....	2-0
Home.....	2-0
12/29/2001	W 96-52 H
12/21/2021	W 81-55 H

EVANSVILLE

Arkansas leads.....	1-0
Home.....	1-0
12/08/2015	W 89-76 H

FLORIDA

Arkansas trails.....	15-27
SEC: Same	
(Arkansas joined the SEC in '91-'92)	
Home.....	10-7
Away.....	3-15
Neutral.....	2-5
SEC: Same	
01/22/1992	9/- W 75-62 H
02/06/1993	17/- W 74-66 H
02/12/1994	3/20 W 99-87 H
02/28/1995	7/- W 94-85 A
01/03/1996	W 75-60 H
01/05/1997	L 75-62 H
01/14/1998	22/- W 89-84 A
02/16/1999	-/23 L 74-61 A
03/05/1999	22/21 W 75-74 N (Atlanta)
02/15/2000	-/11 L 80-71 H
02/10/2001	-/8 L 73-63 H
01/26/2002	-/5 W 94-92 (OT) A
02/01/2003	-/4 L 77-66 H
02/28/2004	L 73-68 H
01/08/2005	L 82-74 H
02/18/2006	-/10 W 85-81 (OT) H
03/10/2006	-/16 L 74-71 N (Nashville)
01/09/2007	-/2 L 79-72 A
03/12/2007	-/6 L 77-56 N (Atlanta)
02/02/2008	-/20 W 80-61 H
01/17/2009	L 80-65 N (Tampa)
03/12/2009	L 73-58 H
01/21/2010	L 71-66 H
01/22/2011	L 75-43 A
02/18/2012	-/14 L 98-68 H
02/05/2013	-/2 W 80-69 H
02/23/2013	-/5 L 71-54 A
01/11/2014	-/10 L 84-82 (OT) H
01/31/2015	L 57-56 H
02/03/2016	L 87-83 A
03/10/2016	L 68-61 N (Nashville)

12/29/2016	-/25 L 81-72 H
03/01/2017	-/12 L 78-65 A
01/17/2018	L 88-73 A
03/09/2018	-/23 W 80-72 N (St. Louis)
01/09/2019	L 57-51 H
03/14/2019	L 66-50 N (Nashville)
02/18/2020	L 73-59 A
02/16/2021	24/- W 75-64 H
02/22/2022	18/- W 82-74 A
02/18/2023	W 84-65 H
01/13/2024	L 90-68 A

FLORIDA A&M

Arkansas leads.....	4-0
Home.....	4-0
12/21/1994	W 97-57 H
11/29/2008	W 86-61 H
02/16/2011	W 94-55 H
11/20/2012	W 89-60 H

RAZORBACK RECORDS

02/25/1996	L	71-59	A
02/15/1997	W	79-74	H
03/07/1997	L	65-63	N (Memphis)
02/10/1998	12/-	L 86-70	A
01/16/1999	24/-	W 82-79	H
01/12/2000	W	74-54	A
03/09/2000	W	71-64	N (Atlanta)
03/03/2001	W	82-67	H
01/23/2002	-1/5	L 81-67	A
01/18/2003	-2/0	L 81-64	H
01/31/2004	L	71-50	A
02/09/2005	W	62-47	H
03/05/2006	W	74-57	A
03/09/2006	W	80-67	N (Nashville)
01/17/2007	L	67-64	H
01/19/2008	L	82-69	A
03/16/2008	L	66-57	N (Atlanta)
03/01/2009	W	89-67	H
02/03/2010	W	72-68	A
03/11/2010	L	77-64	N (Nashville)
02/02/2011	L	60-59	H
02/08/2012	L	81-59	A
02/21/2013	W	62-60	H
01/18/2014	L	66-61 (OT)	A
03/01/2014	W	87-75	H
01/06/2015	23/-	W 79-75	A
03/14/2015	21/-	W 60-49	N (Nashville)
01/23/2016	L	76-73 (OT)	A
03/04/2017	W	85-67	H
01/23/2018	W	80-77 (2OT)	A
01/29/2019	W	70-60	H
02/29/2020	L	99-89	A
01/09/2021	W	99-69	H
02/02/2022	W	99-73	A
02/21/2023	W	97-65	H
01/10/2024	L	76-66	A
02/10/2024	W	78-75	H

GEORGIA SOUTHERN

Arkansas leads.....1-0
Home.....1-0
12/01/1971 W 93-91 H

GEORGIA STATE

Arkansas leads.....2-0
Home.....1-0
Neutral.....1-0
12/13/1972 W 70-39 H
03/15/1991 2/- W 117-76 N (Atlanta)

GEORGIA TECH

Arkansas trails.....2-5
Home.....0-1
Away.....1-2
Neutral.....1-2
12/30/1961 W 72-42 N (Greenville, S.C.)
01/29/1965 L 93-83 A
01/28/1966 L 88-75 A
12/26/1984 L 72-52 N (Honolulu)
11/26/2015 L 83-73 N (Brooklyn)
12/19/2018 L 69-65 H
11/25/2019 W 62-61 (OT) A

GONZAGA

Series Tied.....1-1
Neutral.....1-1
11/27/1913 -1/1 L 91-81 N (Maui)
03/24/2022 17/1 W 76-68 N (San Francisco)

GRAMBLING STATE

Arkansas leads.....5-0
Home.....4-0
Neutral.....1-0
11/28/1986 W 84-65 N (PB)
12/31/2000 W 121-66 H
11/25/2003 W 64-46 H
11/28/2010 W 75-52 H
11/26/2011 W 86-44 H

HARDIN-SIMMONS

Arkansas leads.....3-1
Home.....3-0
Away.....0-1
12/12/1964 W 68-63 H
12/05/1970 L 112-96 A
01/17/1971 W 110-101 H
12/19/1977 4/- W 86-55 H

HARTFORD

Arkansas leads.....1-0
Home.....1-0
12/23/2004 W 87-55 H

HAWAII

Arkansas leads.....2-0
Away.....2-0
12/01/1977 W 79-60 A
12/02/1977 W 78-53 A

HENDRIX

Arkansas leads.....8-0
Home.....8-0
02/08/1924 W 28-18 H
02/09/1924 W 39-21 H
01/09/1925 W 40-16 H
01/10/1925 W 34-25 H
01/08/1926 W 43-25 H
01/09/1926 W 39-21 H
01/20/1928 W 69-30 H
01/21/1928 W 50-24 H

HIGH POINT

Arkansas leads.....1-0
Home.....1-0
12/28/2013 W 89-48 H

HOFSTRA

Arkansas leads.....2-1
Home.....1-0
Neutral.....1-1
12/12/1974 W 63-58 H
01/04/1978 3/- W 95-70 N (PB)
12/18/2021 24/- L 89-81 N (NLR)

HOLY CROSS

Arkansas leads.....1-0
Neutral.....1-0
03/18/1993 W 94-64 N (Winston-Salem)

HOUSTON

Arkansas leads.....22-18
Home.....14-4
Away.....6-13
Neutral.....2-1
01/15/1976 L 72-71 A
01/12/1976 W 92-47 H
01/08/1977 18/- W 81-70 H
02/05/1977 14/- W 82-80 A
03/05/1977 7/- W 80-74 A
01/18/1978 3/- W 84-65 H
02/18/1978 1/- L 84-75 A
03/04/1978 4/- L 70-69 A
01/06/1979 14/- W 62-61 A
02/17/1979 11/- W 78-58 H
01/19/1980 W 60-57 H
02/09/1980 L 90-84 (3OT) A
01/19/1981 L 57-54 A
02/14/1981 W 70-55 H
01/23/1982 15/19 W 67-66 H
02/13/1982 8/- L 55-53 H
03/06/1982 14/- W 84-69 N (Dallas)
01/22/1983 4/14 L 75-60 A
03/03/1983 5/1 L 74-66 H
02/25/1984 11/3 L 64-61 A
03/04/1984 12/2 W 73-68 H
03/11/1984 8/5 L 57-56 N (Dallas)
01/19/1985 L 78-73 A
02/20/1985 W 73-59 H
01/15/1986 L 87-85 (OT) H
02/15/1986 L 93-83 A
01/17/1987 L 60-55 H
02/11/1987 L 57-54 H
01/30/1988 W 71-62 H
03/03/1988 L 82-77 H
02/01/1989 W 88-87 H
03/06/1989 W 107-79 H
01/03/1990 14/- W 82-78 A
01/22/1990 6/- W 100-89 H
03/11/1990 9/- W 96-84 N (Dallas)
01/06/1991 2/- W 95-79 H
02/07/1991 2/- W 81-74 H
11/18/2011 L 87-78 H
12/06/2016 W 84-72 H
12/02/2017 L 91-65 A

HOLY CROSS

Arkansas leads.....1-0
Neutral.....1-0
03/18/1993 W 94-64 N (Winston-Salem)

HOUSTON

Arkansas leads.....22-18
Home.....14-4
Away.....6-13
Neutral.....2-1
01/15/1976 L 72-71 A
01/12/1976 W 92-47 H
01/08/1977 18/- W 81-70 H
02/05/1977 14/- W 82-80 A
03/05/1977 7/- W 80-74 A
01/18/1978 3/- W 84-65 H
02/18/1978 1/- L 84-75 A
03/04/1978 4/- L 70-69 A
01/06/1979 14/- W 62-61 A
02/17/1979 11/- W 78-58 H
01/19/1980 W 60-57 H
02/09/1980 L 90-84 (3OT) A
01/19/1981 L 57-54 A
02/14/1981 W 70-55 H
01/23/1982 15/19 W 67-66 H
02/13/1982 8/- L 55-53 H
03/06/1982 14/- W 84-69 N (Dallas)
01/22/1983 4/14 L 75-60 A
03/03/1983 5/1 L 74-66 H
02/25/1984 11/3 L 64-61 A
03/04/1984 12/2 W 73-68 H
03/11/1984 8/5 L 57-56 N (Dallas)
01/19/1985 L 78-73 A
02/20/1985 W 73-59 H
01/15/1986 L 87-85 (OT) H
02/15/1986 L 93-83 A
01/17/1987 L 60-55 H
02/11/1987 L 57-54 H
01/30/1988 W 71-62 H
03/03/1988 L 82-77 H
02/01/1989 W 88-87 H
03/06/1989 W 107-79 H
01/03/1990 14/- W 82-78 A
01/22/1990 6/- W 100-89 H
03/11/1990 9/- W 96-84 N (Dallas)
01/06/1991 2/- W 95-79 H
02/07/1991 2/- W 81-74 H
11/18/2011 L 87-78 H
12/06/2016 W 84-72 H
12/02/2017 L 91-65 A

IDAHO STATE

Arkansas trails.....0-2
Neutral.....0-2
12/30/1967 L 77-75 N (Oklahoma City)
12/28/1971 L 88-73 N (Logan, Utah)

ILLINOIS

Arkansas trails.....1-5
Away.....0-1
Neutral.....1-4
12/14/1949 L 65-53 A
12/08/2001 -1/5 L 94-91 N (Chicago)
12/07/2002 -1/25 L 62-58 N (NLR)
12/06/2003 -1/11 L 84-61 N (Chicago)
12/04/2004 -1/3 L 72-60 N (NLR)
03/16/2023 W 73-673 N (Des Moines)

ILLINOIS STATE

Arkansas trails.....0-1
Home.....0-1
12/06/1972 L 81-67 H

INDIANA

Arkansas leads.....3-2
Home.....1-0
Away.....1-2
Neutral.....1-0
12/15/1949 L 75-50 A
03/02/2008 W 86-72 N (Raleigh, N.C.)
11/18/2018 W 73-72 H
03/23/2019 L 63-60 (Postseason NIT) A
12/29/2019 W 71-64 H

INDIANA STATE

Arkansas leads.....3-2
Home.....3-0
Away.....0-1
Neutral.....0-1
12/11/1972 W 80-75 H
01/05/1974 L 92-82 A
01/03/1976 W 91-71 H
03/17/1979 L 73-71 N (Cincinnati)
03/18/2014 W 91-71 (Postseason NIT) H

INDIANA STATE

Arkansas leads.....3-2
Home.....3-0
Away.....0-1
Neutral.....0-1
12/11/1972 W 80-75 H
01/05/1974 L 92-82 A
01/03/1976 W 91-71 H
03/17/1979 L 73-71 N (Cincinnati)
03/18/2014 W 91-71 (Postseason NIT) H

INDIANA STATE

Arkansas leads.....3-2
Home.....3-0
Away.....0-1
Neutral.....0-1
12/11/1972 W 80-75 H
01/05/1974 L 92-82 A
01/03/1976 W 91-71 H
03/17/1979 L 73-71 N (Cincinnati)
03/18/2014 W 91-71 (Postseason NIT) H

INDIANA STATE

Arkansas leads.....3-2
Home.....3-0
Away.....0-1
Neutral.....0-1
12/11/1972 W 80-75 H
01/05/1974 L 92-82 A
01/03/1976 W 91-71 H
03/17/1979 L 73-71 N (Cincinnati)
03/18/2014 W 91-71 (Postseason NIT) H

INDIANA STATE

Arkansas leads.....3-2
Home.....3-0
Away.....0-1
Neutral.....0-1
12/11/1972 W 80-75 H
01/05/1974 L 92-82 A
01/03/1976 W 91-71 H
03/17/1979 L 73-71 N (Cincinnati)
03/18/2014 W 91-71 (Postseason NIT) H

INDIANA STATE

Arkansas leads.....3-2
Home.....3-0
Away.....0-1
Neutral.....0-1
12/11/1972 W 80-75 H
01/05/1974 L 92-82 A
01/03/1976 W 91-71 H
03/17/1979 L 73-71 N (Cincinnati)
03/18/2014 W 91-71 (Postseason NIT) H

IONA

Arkansas leads.....1-0
Home.....1-0
11/30/2014 25/- W 94-77 H

IOWA

Arkansas trails.....2-3
Neutral.....2-3
12/29/1965 -1/4 L 77-75 N (El Paso)
12/28/1984 L 71-52 N (Honolulu)
03/14/1985 W 63-54 N (Salt Lake City)
12/30/1994 3/- W 101-92 N (Honolulu)
03/13/1999 17/21 L 82-72 N (Denver)

IOWA STATE

Arkansas trails.....1-4
Away.....0-2
Neutral.....1-2
12/14/1970 L 86-77 A
12/23/1971 L 96-93 N (LR)
12/27/1984 W 84-79 (OT) N (Honolulu)
11/27/1999 L 77-71 N (Hilo)
12/04/2014 18/20 L 95-77 A

JACKSON STATE

Arkansas leads.....12-0
Home.....9-0
Neutral.....3-0
12/29/1990 2/- W 126-88 N (LR)
12/28/1991 15/- W 89-66 N (LR)
12/21/1992 10/- W 123-76 N (PB)
12/18/1993 1/- W 96-80 H
11/30/1994 4/- W 103-87 H
12/30/1995 W 86-77 H
11/22/1996 16/- W 127-74 H
11/21/1997 W 97-71 H
11/15/1998 19/- W 83-72 H
12/04/1999 W 98-60 H
11/22/2000 24/- W 107-78 H
11/22/2002 W 81-44 H

JACKSON STATE

Arkansas leads.....12-0
Home.....9-0
Neutral.....3-0
12/29/1990 2/- W 126-88 N (LR)
12/28/1991 15/- W 89-66 N (LR)
12/21/1992 10/- W 123-76 N (PB)
12/18/1993 1/- W 96-80 H
11/30/1994 4/- W 103-87 H
12/30/1995 W 86-77 H
11/22/1996 16/- W 127-74 H
11/21/1997 W 97-71 H
11/15/1998 19/- W 83-72 H
12/04/1999 W 98-60 H
11/22/2000 24/- W 107-78 H
11/22/2002 W 81-44 H

JACKSON STATE

Arkansas leads.....12-0
Home.....9-0
Neutral.....3-0
12/29/1990 2/- W 126-88 N (LR)
12/28/1991 15/- W 89-66 N (LR)
12/21/1992 10/- W 123-76 N (PB)
12/18/1993 1/- W 96-80 H
11/30/1994 4/- W 103-87 H
12/30/1995 W 86-77 H
11/22/1996 16/- W 127-74 H
11/21/1997 W 97-71 H
11/15/1998 19/- W 83-72 H
12/04/1999 W 98-60 H
11/22/2000 24/- W 107-78 H
11/22/2002 W 81-44 H

JACKSON STATE

Arkansas leads.....12-0
Home.....9-0
Neutral.....3-0
12/29/1990 2/- W 126-88 N (LR)
12/28/1991 15/- W 89-66 N (LR)
12/21/1992 10/- W 123-76 N (PB)
12/18/1993 1/- W 96-80 H
11/30/1994 4/- W 103-87 H
12/30/1995 W 86-77 H
11/22/1996 16/- W 127-74 H
11/21/1997 W 97-71 H
11/15/1998 19/- W 83-72 H
12/04/1999 W 98-60 H
11/22/2000 24/- W 107-78 H
11/22/2002 W 81-44 H

JACKSON STATE

Arkansas leads.....12-0
Home.....9-0
Neutral.....3-0
12/29/1990 2/- W 126-88 N (LR)
12/28/1991 15/- W 89-66 N (LR)
12/21/1992 10/- W 123-76 N (PB)
12/18/1993 1/- W 96-80 H
11/30/1994 4/- W 103-87 H
12/30/1995 W 86-77 H
11/22/1996 16/- W 127-74 H
11/21/1997 W 97-71 H
11/15/1998 19/- W 83-72 H
12/04/1999 W 98-60 H
11/22/2000 24/- W 107-78 H
11/22/2002 W 81-44 H

JACKSONVILLE STATE

Arkansas leads.....1-0
Home.....1-0
12/29/2004 W 73-67 H

JACKSONVILLE UNIVERSITY

Arkansas leads.....1-0
Neutral.....1-0
11/29/2003 W 85-65 N (LR)

KANSAS

Arkansas trails.....6-8
Home.....2-2
Away.....1-4
Neutral.....3-2
12/13/1946 L 53-52 N (Kansas City)
12/01/1961 L 85-74 A
12/03/1962 W 64-62 (OT) H
12/04/1963 L 73-60 A
12/01/1964 -1/8 L 65-60 H
12/01/1965 -1/8 L 81-52 A
12/01/1966 L 73-57 H
12/18/1976 19/- W 67-63 A
12/22/1977 4/16 W 78-72 N (LR)
12/21/1985 -1/6 L 89-78 H
12/06/1986 -1/6 W 103-86 A
03/23/1991 2/12 L 93-81 N (Charlotte)
11/22/2005 W 65-64 N (Maui)
03/18/2023 -1/4 W 72-71 N (Des Moines)

KANSAS STATE

Arkansas trails.....4-8
Home.....2-1
Away.....1-2
Neutral.....1-5
12/14/1946 L 56-41 N (Kansas City)
01/26/1957 L 70-56 A
12/16/1957 -1/5 L 63-48 H
01/15/1975 L 72-71 (2OT) A
12/20/1976 19/- W 80-65 H
12/30/1979 19/- L 66-57 N (PB)
03/06/1980 L 71-53 N (Lincoln)
12/27/1980 17/- L 47-46 (OT) N (Kansas City)
03/14/1982 12/- L 65-64 N (Dallas)
12/01/1990 3/- W 112-88 A
12/10/1991 19/- W 70-59 A
11/22/2021 13/- W 72-64 N (Kansas City)

KANSAS STATE

Arkansas trails.....4-8
Home.....2-1
Away.....1-2
Neutral.....1-5
12/14/1946 L 56-41 N (Kansas City)
01/26/1957 L 70-56 A
12/16/1957 -1/5 L 63-48 H
01/15/1975 L 72-71 (2OT) A
12/20/1976 19/- W 80-65 H
12/30/1979 19/- L 66-57 N (PB)
03/06/1980 L 71-53 N (Lincoln)
12/27/1980 17/- L 47-46 (OT) N (Kansas City)
03/14/1982 12/- L 65-64 N (Dallas)
12/01/1990 3/- W 112-88 A
12/10/1991 19/- W 70-59 A
11/22/2021 13/- W 72-64 N (Kansas City)

KANSAS STATE

Arkansas trails.....4-8
Home.....2-1
Away.....1-2
Neutral.....1-5
12/14/1946 L 56-41 N (Kansas City)
01/26/1957 L 70-56 A
12/16/1957 -1/5 L 63-48 H
01/15/1975 L 72-71 (2OT) A
12/20/1976 19/- W 80-65 H
12/30/1979 19/- L 66-57 N (PB)
03/06/1980 L 71-53 N (Lincoln)
12/27/1980 17/- L 47-46 (OT) N (Kansas City)
03/14/1982 12/- L 65-64 N (Dallas)
12/01/1990 3/- W 112-88 A
12/10/1991 19/- W 70-59 A
11/22/2021 13/- W 72-64 N (Kansas City)

KANSAS STATE

Arkansas trails.....4-8
Home.....2-1
Away.....1-2
Neutral.....1-5
12/14/1946 L 56-41 N (Kansas City)
01/26/1957 L 70-56 A
12/16/1957 -1/5 L 63-48 H
01/15/1975 L 72-71 (2OT) A
12/20/1976 19/- W 80-65 H
12/30/1979 19/- L 66-57 N (PB)
03/06/1980 L 71-53 N (Lincoln)
12/27/1980 17/- L 47-46 (OT) N (Kansas City)
03/14/1982 12/- L 65-64 N (Dallas)
12/01/1990 3/- W 112-88 A
12/10/1991 19/- W 70-59 A
11/22/2021 13/- W 72-64 N (Kansas City)

KANSAS STATE

Arkansas trails.....4-8
Home.....2-1
Away.....1-2
Neutral.....1-5
12/14/1946 L 56-41 N (Kansas City)
01/26/1957 L 70-56 A
12/16/1957 -1/5 L 63-48 H
01/15/1975 L 72-71 (2OT) A
12/20/1976 19/- W 80-65 H
12/30/1979 19/- L 66-57 N (PB)
03/06/1980 L 71-53 N (Lincoln)
12/27/1980 17/- L 47-46 (OT) N (Kansas City)
03/14/1982 12/- L 65-64 N (Dallas)
12/01/1990 3/- W 112-88 A
12/10/1991 19/- W 70-59 A
11/22/2021 13/- W 72-64 N (Kansas City)

KANSAS STATE

Arkansas trails.....4-8
Home.....2-1
Away.....1-2
Neutral.....1-5
12/14/1946 L 56-41 N (Kansas City)
01/26/1957 L 70-56 A
12/16/1957 -1/5 L 63-48 H
01/15/1975 L 72-71 (2OT) A
12/20/1976 19/- W 80-65 H
12/30/1979 19/- L 66-57 N (PB)
03/06/1980 L 71-53 N (Lincoln)
12/27/1980 17/- L 47-46 (OT) N (Kansas City)
03/14/1982 12/- L 65-64 N (Dallas)
12/01/1990 3/- W 112-88 A
12/10/1991 19/- W 70-59 A
11/22/2021 13/- W 72-64 N (Kansas City)

KENT STATE

Arkansas leads.....1-0
Neutral.....1-0
12/30/1981 5/- W 91-49 N (LR)

KENTUCKY

Arkansas trails.....14-36 SEC: 14-31
(Arkansas joined SEC in '91-92)
Home.....8-10 SEC: 8-10
Away.....5-16 SEC: 5-14
Neutral.....1-10 SEC: 1-8
12/18/1945 L 62-46 A
12/13/1948 L 76-39 A
01/02/1950 L 57-53 N (LR)
03/25/1978 5/1 L 64-59 N (St. Louis)
01/25/1992 9/8 W 105-88

SERIES RECORDS VERSUS ALL OPPONENTS

01/30/1996	W	76-68	H
03/02/1996	W	94-79	A
01/11/1997	W	82-57	H
03/01/1997	L	66-64	A
01/14/1998	23/-	W 62-59	H
01/28/1998	15/-	W 85-68	A
01/02/1999	20/-	W 80-75	A
01/27/1999	21/-	W 86-64	H
01/26/2000	L	96-75	A
02/19/2000	-/16	L 78-67	H
03/11/2000	-/10	W 69-67	N (Atlanta)
01/27/2001	W	59-52	A
02/17/2001	W	87-70	H
03/09/2001	W	77-72	N (Nashville)
01/13/2002	L	75-69	A
02/16/2002	L	67-63	H
01/22/2003	W	73-65	H
02/22/2003	L	75-56	A
03/13/2003	L	85-56	N (New Orleans)
01/06/2004	L	66-55	H
02/07/2004	L	65-52	A
01/19/2005	L	66-63 (OT)	A
02/12/2005	W	65-62	H
01/11/2006	L	63-58	H
02/08/2006	L	78-77	A
01/20/2007	-/16	W 72-52	H
02/10/2007	L	71-67	A
01/26/2008	W	68-52	H
02/20/2008	W	87-61	H
01/31/2009	L	79-69	A
02/18/2009	-/23	L 72-69	H
02/10/2010	W	87-52	H
02/24/2010	L	65-54	A
01/12/2011	L	56-53	A
02/12/2011	W	80-61	H
01/14/2012	W	69-60	H
02/04/2012	L	71-65	A
03/08/2012	L	70-54	N (New Orleans)
02/27/2013	L	65-60	A
02/01/2014	L	75-71	A
02/15/2014	W	81-70	H
03/07/2015	18/-	L 81-78	H
01/16/2016	L	76-74	A
02/23/2016	W	85-65	H
01/21/2017	W	99-86	H
02/11/2017	W	78-70	A
01/10/2018	L	75-54	H
02/03/2018	L	94-86	A
01/12/2019	L	94-88 (OT)	H
02/02/2019	-/19	W 90-89	A
01/08/2020	L	79-77	A
03/04/2020	W	99-90	H
01/13/2021	L	92-76	A
02/27/2021	20/-	W 83-75	H
03/13/2021	8/-	L 78-71	N (Nashville)
01/15/2022	-/12	W 65-58	H
03/02/2022	14/-	W 77-76	H
03/11/2022	15/-	W 79-67	N (Tampa)
12/28/2022	9/-	L 60-567	A
01/24/2023	W	60-40	H
02/03/2024	L	95-74	A
03/06/2024	W	94-83	H

LOUISIANA TECH

Arkansas leads.....	6-0		
Home.....	4-0		
Neutral.....	2-0		
11/29/1986	W 90-64	N (LR)	
12/05/1990	3/-	W 114-97	N (LR)
12/10/2002	W	72-60	H
12/17/2003	W	68-56	H
12/30/2006	W	80-50	H
12/22/2011	W	77-63	H

LOUISVILLE

Series tied.....	4-4		
Home.....	0-1		
Away.....	1-0		
Neutral.....	3-3		
03/15/1979	5/13	W 73-62	N (Cincinnati)
03/14/1981	20/12	W 74-73	N (Austin)
3/24/1983	9/2	L 65-63	N (Knoxville)
03/18/1989	-/12	L 93-84	N (Indianapolis)
12/21/1996	19/18	L 91-88 (OT)	H
12/09/1997	15/-	W 100-83	A
11/17/2009	-/20	L 96-66	N (St. Louis)
11/21/2023	9/-	W 80-54	N (Mau)

LOYOLA-CHICAGO

Arkansas trails.....	0-1		
Home.....	0-1		
12/27/1962	-/3	L 81-62	A

LOYOLA-MARYMOUNT

Arkansas leads.....	3-0		
Home.....	1-0		
Neutral.....	2-0		
12/27/1947	W 60-47	N (Los Angeles)	
12/01/1979	W	76-66	H
03/16/1989	W	120-101	N (Indianapolis)

LOYOLA-NEW ORLEANS

Arkansas leads.....	1-0		
Neutral.....	1-0		
12/30/1965	W	67-57	N (El Paso)

MACMURRAY (ILL.)

Arkansas leads.....	1-0		
Home.....	1-0		
01/04/1975	W	100-66	H

MAINE

Arkansas leads.....	1-0		
Home.....	1-0		
11/12/2001	W	64-47	H

MARIST

Arkansas leads.....	1-0		
Neutral.....	1-0		
11/24/2006	W	73-64	N (Orlando)

MARQUETTE

Arkansas leads.....	1-0		
Neutral.....	1-0		
03/16/1996	-/20	W 65-56	N (Providence)

MARYLAND

Arkansas trails.....	1-2		
Home.....	1-0		
Away.....	0-1		
Neutral.....	0-1		
12/30/1987	L	88-61	A
12/10/1988	W	73-68	H
11/23/2005	-/23	L 75-62	N (Mau)

MARYLAND-EASTERN SHORE

Arkansas leads.....	1-0		
Home.....	1-0		
01/02/2001	W	100-40	H

MASSACHUSETTS (UMASS)

Arkansas trails.....	0-2		
Neutral.....	0-2		
11/25/1994	1/3	L 104-80	N (Springfield, Mass.)
03/21/1996	-/3	L 79-63	N (Atlanta)

MCNEESE STATE

Arkansas leads.....	1-0		
Home.....	1-0		
12/19/1996	19/-	W 95-68	H

MEMPHIS

(Known as Memphis State until 1994)
Series Tied..... 11-11
Home..... 5-1
Away..... 4-5
Neutral..... 2-5

12/16/1966	L	43-36	A
12/31/1971	L	92-77	A
12/23/1972	L	87-86	N (LR)
12/30/1976	17/-	L 69-62	N (LR)
12/31/1977	3/-	W 95-70	A
12/30/1978	20/-	W 82-69	N (LR)
02/08/1992	19/-	L 74-67	A
02/08/1992	5/-	L 92-88	A
03/21/1992	9/-	L 82-80	N (Milwaukee)
12/02/1992	-/8	W 81-76	H
12/08/1993	1/-	W 96-78	A
02/09/1995	12/-	W 88-87	H
03/24/1995	6/-	W 96-91 (OT)	N (Kansas City)
01/18/1996	-/9	L 94-72	A
02/01/1997	W	79-63	H
01/10/1998	22/-	W 75-72	A
12/19/1998	20/-	W 99-74	H
01/03/2000	L	76-71	A
12/02/2000	25/-	W 74-68	H
01/02/2002	W	90-73	H
01/02/2003	L	72-67	H
11/23/2023	20/-	L 86-79	N (Atlanta)

MERCER

Arkansas leads.....	5-1		
Home.....	2-0		
Neutral.....	3-1		
03/12/1981	20/-	W 73-67	N (Austin)
01/05/1983	10/-	W 82-62	N (PB)
11/26/1999	W	71-54	N (Hilo)
12/18/1999	W	85-60	H
12/19/2015	L	69-66 (OT)	N (NLR)
11/09/2021	16/-	W 74-61	H

MEXICO UNIVERSITY

Arkansas leads.....	1-0		
Home.....	1-0		
01/20/1947	W	55-37	H

MIAMI (FLA.)

Arkansas trails.....	0-1		
Neutral.....	0-1		
03/17/2000	-/23	L 75-71	N (Nashville)

MICHIGAN

Arkansas trails.....	3-4		
Home.....	2-0		
Away.....	0-2		
Neutral.....	1-2		
12/30/1966	L	82-72	N (Los Angeles)
12/06/1980	11/-	L 78-65	A
11/28/1981	18/-	W 83-72	H
03/27/1994	2/11	W 76-68	N (Dallas)
03/25/1997	L	77-62	N (NYC-MSG)
01/21/2012	-/20	W 66-64	H
12/08/2012	-/3	L 80-67	A

MICHIGAN STATE

Arkansas Trails.....	0-2		
Neutral.....	0-2		
11/27/1991	2/-	L 86-71	N (Mau)
11/28/1995	25/-	L 75-72	N (Auburn Hills)

MINNESOTA

Arkansas leads.....	4-2		
Home.....	1-0		
Away.....	0-2		
Neutral.....	3-0		
12/20/1984	W	56-46	N (PB)
12/07/1985	L	71-64	A
11/25/1991	2/-	W 92-83	N (Mau)
11/26/2013	W	87-73	N (Mau)
11/22/2016	L	85-71	A
12/09/2017	-/14	W 95-79	H

MISSISSIPPI (OLE MISS)

Arkansas leads.....	52-34	SEC: 30-28
<i>(Arkansas joined SEC in '91-92)</i>		
Home.....	18-11	SEC: 18-10
Away.....	10-21	SEC: 10-19
Neutral.....	24-2	SEC: 1-0

12/22/1937	W	47-43	N (Memphis)
12/23/1937	W	48-46	N (LR)
12/20/1950	W	45-35	N (Memphis)
12/21/1950	L	45-41	N (LR)
12/07/1951	W	66-58	N (LR)
12/08/1951	W	68-66	N (Memphis)
12/20/1952	W	104-72	N (LR)
01/05/1954	W	89-76	N (Memphis)
12/17/1954	W	74-64	N (LR)
01/28/1956	W	85-69	N (Memphis)
12/13/1957	W	61-58	N (LR)
12/13/1958	W	83-81 (OT)	N (Memphis)
12/12/1959	L	78-63	N (LR)
12/10/1960	W	77-71	N (Blytheville)
12/16/1961	W	59-54	N (LR)
12/15/1962	W	90-60	N (Blytheville)
12/28/1963	W	76-68	N (Shreveport)
12/29/1964	W	82-48	N (Shreveport)
12/09/1967	W	64-62	N (LR)
12/07/1968	L	65-61 (OT)	A
12/10/1973	L	117-66	A
12/09/1974	L	84-73	H
12/19/1978	W	67-66	N (Memphis)
12/15/1979	20/-	W 67-59	N (LR)
12/03/1986	W	70-56	N (Memphis)
12/09/1987	W	79-40	N (PB)
12/13/1988	W	74-68	N (Memphis)
12/05/1989	10/-	W 90-76	N (PB)
01/18/1992	12/-	W 114-93	A
03/07/1992	7/-	W 100-83	H
01/06/1993	13/-	W 90-78	A
02/27/1993	15/-	W 85-63	H
01/05/1994	1/-	W 87-61	H
02/19/1994	1/-	W 90-73	A
01/14/1995	3/-	L 76-71	A

02/18/1995	10/-	W 85-70	H
01/10/1996	W	63-62	A
02/14/1996	W	79-73	H
01/02/1997	L	91-74	H
01/29/1997	L	71-52	A
02/05/1998	14/17	W 100-87	H
02/25/1998	12/13	L 81-65	A
01/09/1999	18/-	L 76-65	H
01/30/1999	21/-	L 89-81	H
01/05/2000	W	71-64	H
02/02/2000	L	87-82	H
01/10/2001	-/20	L 53-48	H
01/31/2001	L	84-73	A
01/19/2002	L	70-64	H
02/09/2002	L	79-67	H
01/25/2003	L	73-54	A
03/08/2003	L	64-54	H
01/17/2004	W	86-78	H
03/06/2004	L	55-45	A
01/05/2005	W	69-46	H
02/05/2005	W	66-65	A
01/25/2006	W	71-58	H
02/15/2006	L	73-70	H
01/13/2007	L	74-72	A
02/17/2007	W	83-66	H
02/09/2008	W	75-69	H
03/04/2008	L	81-72	A
01/14/2009	L	74-65	H
03/04/2009	L	98-91 (OT)	A
01/31/2010	-/18	W 80-73	H
03/06/2010	L	68-66	H
02/05/2011	L	69-60	H
03/05/2011	L	84-74	A
01/11/2012	L	71-63	A
02/28/2012	L	77-75	H
01/19/2013	L	76-64	A
03/05/2014	W	110-80	H
01/17/2015	19/-	L 96-82	H
02/14/2015	24/-	W 71-70	H
02/13/2016	L	76-60	A
02/18/2017	W		

RAZORBACK RECORDS

01/24/2015	W	61-60	A
02/18/2015	18/-	W 84-69	H
01/12/2016	W	94-61	A
02/20/2016	W	84-72	H
01/14/2017	W	92-73	H
02/04/2017	L	83-78	A
01/13/2018	W	65-63	H
03/03/2018	L	77-67	A
01/23/2019	W	72-60	H
02/12/2019	L	79-78	A
02/08/2020	L	83-79 (OT)	A
02/22/2020	W	78-68	H
01/02/2021	-/12	L 81-68	H
02/13/2021	-/10	W 86-81 (OT)	A
03/12/2021	8/-	W 70-64	N (Nashville)
01/12/2022	W	87-43	H
02/15/2022	23/-	W 76-57	A
01/04/2023	13/20	W 74-68	H
01/18/2023	25/-	L 79-76	A
01/31/2024	W	91-84	H
02/24/2024	W	88-73	H

MISSOURI-KANSAS CITY

Arkansas leads.....	1-0	
Home.....	1-0	
12/02/2006	W 1-61	H

MISSOURI-ST. LOUIS

Arkansas leads.....	4-1		
Home.....	4-0		
Away.....	0-1		
12/21/1970	W 91-84	H	
12/06/1971	L 85-79	A	
01/06/1973	W 104-78	H	
01/09/1978	3/-	W 87-65	H
12/05/1979	W 79-50	H	

MISSOURI STATE

(Known as Southwest Missouri State until 2005)

Arkansas leads.....	18-6		
Home.....	11-1		
Away.....	5-5		
Neutral.....	2-0		
01/18/1924	L 38-31	H	
01/19/1924	W 22-21	H	
12/22/1927	L 45-31	A	
01/04/1930	L 40-21	A	
12/18/1931	W 41-38	A	
02/22/1932	W 37-19	A	
12/16/1933	L 16-13	A	
01/14/1934	W 22-15	A	
12/18/1942	W 47-31	A	
12/07/1946	W 62-55	N (Joplin)	
12/03/1975	W 83-57	H	
12/01/1975	W 72-71	A	
11/26/1977	7/-	W 65-47	H
12/03/1980	11/-	W 98-65	H
12/06/1982	15/-	W 87-66	N (LR)
12/08/1983	15/-	W 56-41	A
12/08/1984	W 70-56	H	
12/01/1985	W 68-67	H	
12/22/1986	L 56-49	A	
12/05/1987	W 53-47	H	
12/15/2005	W 79-75	H	
12/03/2007	W 70-51	H	
11/22/2008	L 62-57	A	
12/22/2009	W 66-62 (OT)	H	

MISSOURI WESTERN

Arkansas leads.....	1-0	
Home.....	1-0	
12/04/1972	W 85-81	H

MONTANA

Arkansas leads.....	1-0	
Home.....	1-0	
11/16/2019	W 64-46	H

MONTANA STATE

Arkansas leads.....	1-0	
Home.....	1-0	
11/21/2018	W 90-68	H

MONTEVALLO

Arkansas leads.....	3-0		
Home.....	2-0		
Neutral.....	1-0		
12/19/1991	19/-	W 91-70	N (LR)
02/05/1994	6/-	W 131-63	H
02/25/1995	19/-	W 122-64	H

MORGAN STATE

Series tied.....	1-1		
Home.....	1-1		
12/13/1986	13/-	W 106-57	H
11/24/2009	L 97-94	H	

MOUNT ST. MARY'S

Arkansas leads.....	1-0	
Home.....	1-0	
11/28/2016	W 89-76	H

MURRAY STATE

Arkansas leads.....	4-2		
Home.....	2-0		
Away.....	1-1		
Neutral.....	1-1		
12/21/1937	L 43-40	A	
12/19/1940	W 52-30	A	
03/19/1992	9/-	W 80-69	N (Milwaukee)
11/29/1993	2/-	W 93-67	H
12/10/1994	3/-	W 94-69	H
12/25/1997	12/-	L 94-83	N (San Juan, P.R.)

NEBRASKA

Arkansas leads.....	6-2		
Away.....	2-2		
Neutral.....	4-0		
12/16/1932	W 41-24	A	
12/12/1946	W 57-46	N (Kansas City)	
12/30/1980	W 64-52	N (LR)	
01/03/1982	11/-	W 51-50	A
01/03/1983	11/-	W 64-58	N (LR)
12/10/1983	15/-	L 67-54	A
03/17/1987	L 78-71	(Postseason NIT)	A
03/12/1998	17/-	W 74-65	N (Boise)

NEVADA-LAS VEGAS (UNLV)

Arkansas trails.....	1-2		
Home.....	1-1		
Away.....	0-1		
02/10/1991	2/1	L 112-105	H
03/19/1997	W 86-73	(Postseason NIT)	H

NEW MEXICO STATE

Arkansas leads.....	3-0		
Home.....	1-0		
Neutral.....	2-0		
12/04/1957	W 59-50	H	
11/21/1998	19/-	W 66-60	N (Fairbanks)
03/19/2022	17/-	W 53-48	N (Buffalo)

NEW YORK UNIVERSITY

Arkansas trails.....	0-3	
Away.....	0-3	
12/15/1945	L 63-62	A (MSG)
12/17/1946	L 67-46	A (MSG)
12/11/1947	L 85-62	A (MSG)

NICHOLLS STATE

Arkansas leads.....	1-0	
Home.....	1-0	
11/21/2003	W 89-60	H

NORTH CAROLINA

Arkansas trails.....	3-8		
Neutral.....	3-8		
01/14/1979	10/3	L 63-57	N (Greensboro)
11/30/1980	20/13	L 64-58	N (Anchorage)
02/12/1984	-/1	W 65-64	N (PB)
03/22/1990	7/-	W 76-73	N (Dallas)
03/26/1993	14/4	L 80-74	N (E. Rutherford)
04/01/1995	6/4	W 75-67	N (Seattle)
03/23/2008	-/1	L 108-77	N (Raleigh)
03/21/2015	21/15	L 87-78	N (Jacksonville, Fla.)
03/19/2017	-/6	L 72-65	N (Greenville, S.C.)
11/24/2017	-/9	L 87-68	N (Portland)
11/24/2023	20/14	L 87-72	N (Atlantis)

NORTH CAROLINA-ASHEVILLE

Arkansas leads.....	1-0	
Home.....	1-0	
12/21/2021	W 89-74	H

NORTH CAROLINA-GREENSBORO

Arkansas leads.....	2-1		
Home.....	2-1		
12/10/2001	W 89-74	H	
12/06/2023	W 65-58	H	
11/17/2023	14/-	L 78-72	H

NORTH CAROLINA-WILMINGTON

Arkansas leads.....	1-0	
Home.....	1-0	
12/30/2023	W 106-90	H

NORTH CAROLINA A&T

Arkansas leads.....	3-0		
Home.....	2-0		
Neutral.....	1-0		
03/18/1994	2/-	W 94-79	N (Oklahoma City)
11/30/1995	W 103-49	H	
12/29/2010	W 87-59	H	

NORTH CAROLINA CENTRAL

Arkansas leads.....	1-0	
Home.....	1-0	
12/10/2008	W 98-70	H

NORTH CAROLINA STATE

Arkansas trails.....	0-1		
Neutral.....	0-1		
11/27/1983	14/-	L 65-60	N (Anchorage)

NORTH DAKOTA STATE

Arkansas leads.....	2-0		
Home.....	2-0		
12/20/2016	W 71-55	H	
11/07/2022	10/-	W 76-58	H

NORTH FLORIDA

Arkansas leads.....	2-0	
Home.....	2-0	
12/22/2015	W 97-72	H
12/10/2016	W 91-76	H

NORTH TEXAS

Arkansas leads.....	15-0		
Home.....	10-0		
Away.....	1-0		
Neutral.....	5-0		
1932-33	W 34-20	H	
1932-33	W 36-26	H	
12/30/1937	W 32-21	N (Oklahoma City)	
12/20/1947	W 62-49	N (LR)	
12/08/1961	W 94-80	H	
12/08/1961	W 68-61	H	
01/04/1979	14/-	W 96-71	N (LR)
12/17/1983	W 93-64	N (PB)	
01/05/1987	W 99-96	(OT)	H
12/30/1999	20/-	W 100-77	H
12/05/2000	21/-	W 97-77	H
01/03/2004	W 96-71	H	
01/03/2009	W 86-75	H	
11/28/2014	25/-	W 89-73	H
11/12/2019	W 66-43	H	
11/28/2020	W 69-54	H	

NORTHEASTERN (OKLA.) STATE

Arkansas leads.....	24-0
Home.....	21-0
Away.....	3-0

12/19/1923	W 19-13	A
12/20/1923	W 33-12	A
01/05/1924	W 43-22	A
01/05/1924	W 42-14	H
12/17/1927	W 27-13	H
12/18/1927	W 25-19	H
12/16/1927	W 59-29	H
12/17/1927	W 61-24	H
1928-29	W 54-28	H
1828-29	W 54-34	H
1929-30	W 57-26	H
1929-30	W 37-17	H
12/12/1930	W 36-29	H
12/13/1930	W 39-21	H
12/11/1931	W 46-28	H
12/12/1931	W 43-31	H
12/9/1932	W 31-16	A
12/10/1932	W 33-20	H
12/14/1933	W 30-19	H
12/15/1933	W 27-23	H
12/14/1934	W 38-21	H
12/15/1934	W 53-14	H
12/13/1935	W 47-19	H
12/14/1935	W 50-19	H

NORTHEASTERN ILLINOIS

Arkansas leads.....	1-0	
Home.....	1-0	
11/16/1997	W 114-56	H

NORTHERN ARIZONA

Arkansas leads.....	1-0		
Home.....	1-0		
03/12/1997	W 101-75	(Postseason NIT)	H

NORTHERN IOWA

Arkansas leads.....	1-0		
Home.....	1-0		
11/17/2021	16/-	W 93-80	H

NORTHERN KENTUCKY

Arkansas leads.....	1-0	
Home.....	1-0	
11/30/2019	W 66-60	H

NORTHWESTERN (LA.) STATE

Arkansas leads.....	10-1		
Home.....	8-1		
Neutral.....	2-0		
12/08/1953	W 71-62	H	
11/29/1954	L 74-68	H	
01/02/1970	W 81-74	N (LR)	
12/03/1987	W 77-55	N (LR)	
12/04/1993	2/-	W 111-76	H
12/20/2000	25/-	W 115-47	H
12/19/2007	W 90-59	H	
12/12/2008	W 95-56	H	
12/29/2012	W 79-61	H	
12/28/2014	W 100-94	H	
12/01/2015	W 117-78	H	

NORTHWESTERN OKLAHOMA ST.

Arkansas leads.....	1-0	
Neutral.....	1-0	
1937-38	W 45-44	N (Oklahoma City)

NOTRE DAME

Arkansas leads.....	1-0		
Neutral.....	1-0		
03/27/1978	5/6	W 71-69	N (St. Louis)

OAKLAND

Arkansas leads.....	2-0	
Home.....	2-0	
12/14/2006	W 91-57	H
11/16/2011	W 91-68	H

OHIO STATE

Arkansas leads.....	2-1			
Away.....	0-1			
Neutral.....	2-0			
12/01/1984	17/-	L 85-84	A	
12/14/1985	-/20	W 79-70	(OT)	N (PB)
12/28/1986	W 97-94	N (Honolulu)	H	

OKLAHOMA

Arkansas leads.....	17-14
Home.....	8-5
Away.....	3-7
Neutral.....	6-2

12/20/1938	W 39-31	A
12/21/1938	W 36-30	A
12/18/1939	L 49-36	H
12/19/1939	W 40-38	H
12/28/1944	W 54-51	N (Oklahoma City)
12/15/1955	L 69-59	H
12/01/1956	W 59-55	H
12/02/1957	L 64-52	A
12/06/1958	W 61-52	H

ARKANSAS RAZORBACKS

SERIES RECORDS VERSUS ALL OPPONENTS

12/22/2006	W	68-56	H
12/01/2007	W	62-51	H
12/19/2007	W	104-69	H
12/20/2020	W	87-76	H
03/27/2021	10/-	W 72-70	N (Indianapolis)

OREGON

Arkansas leads.....	3-0		
Away.....	1-0		
Neutral.....	2-0		
03/23/1945	W 79-76	N (Kansas City)	
11/26/1989	9/-	W 102-75	N (LR)
12/22/1990	2/-	W 71-68	A

OREGON STATE

Arkansas trails.....	0-1	
Neutral.....	0-1	
03/18/1949	L 56-38	N (Kansas City)

OUACHITA BAPTIST

Arkansas leads.....	1-0	
Neutral.....	1-0	
12/19/1942	W 44-29	N (Fort Smith)

PENN

Arkansas leads.....	1-0		
Home.....	1-0		
11/28/2021	13/-	W 76-60	H

PENN STATE

Arkansas leads.....	1-0		
Neutral.....	1-0		
03/14/1996	-/18	W 86-80	N (Providence)

PEPPERDINE

Arkansas leads.....	1-0	
Neutral.....	1-0	
12/30/1947	W 70-44	N (Los Angeles)

PITTSBURG STATE

Arkansas leads.....	16-8	
Home.....	13-3	
Away.....	2-5	
Neutral.....	1-0	
01/16/1930	L 36-23	A
01/17/1930	L 51-20	A
12/18/1930	L 40-31	A
12/19/1930	L 28-26	H
12/19/1931	L 36-20	A
01/18/1932	W 32-21	H
12/15/1939	L 62-50	H
12/16/1939	W 49-42	H
12/29/1939	W 44-33	N (Oklahoma City)
01/04/1941	W 48-45	A
02/01/1941	W 71-45	A
12/14/1942	W 57-46	H
01/01/1943	W 43-38	H
12/15/1943	W 42-37	H
02/16/44	L 50-42	A
12/07/1944	W 45-3	A
02/08/1945	W 76-45	H
01/04/1947	L 53-52	A
12/03/1947	W 75-42	H
12/16/1948	W 79-53	H
12/01/1949	W 59-41	H
01/31/1952	W 53-37	H
01/29/1953	W 79-63	H
12/10/1970	W 107-82	H

PITTSBURGH

Series tied.....	2-2	
Home.....	1-0	
Neutral.....	1-2	
02/06/1950	W 41-36	N (LR)
12/29/1973	L 91-83	N (LR)
12/29/1986	L 114-82	N (Honolulu)
03/17/1997	W 76-71	(Postseason NIT) H

PORTLAND STATE

Arkansas leads.....	1-0	
Home.....	1-0	
11/18/2005	W 107-69	H

PRAIRIE VIEW A&M

Arkansas leads.....	1-0	
Home.....	1-0	
12/18/2004	W 102-50	H

PRINCETON

Arkansas leads.....	1-0		
Home.....	1-0		
03/15/1990	7/-	W 68-64	H

PROVIDENCE

Series tied.....	2-2		
Home.....	1-0		
Away.....	1-1		
Neutral.....	0-1		
01/23/1999	22/-	W 118-79	H
12/23/1999	L 87-81	A	
11/16/1007	18/-	L 67-51	N (San Juan, PR)
03/19/2019	W 84-72	(Postseason NIT) A	

PURDUE

Series tied.....	1-1		
Neutral.....	1-1		
12/28/1938	L 57-51	N (New Orleans)	
03/19/1983	9/-	W 78-68	N (Tampa)

QUINCY COLLEGE

Arkansas leads.....	1-0		
Neutral.....	1-0		
01/02/1992	16/-	W 123-60	N (PB)

RADFORD

Arkansas leads.....	1-0	
Home.....	1-0	
11/26/2005	W 75-55	H

RICE

Arkansas leads.....	103-41	
Home.....	55-11	
Away.....	41-29	
Neutral.....	7-1	
02/22/1924	L 22-19	A
02/23/1924	W 29-22	A
02/01/1925	W 37-19	H
02/02/1925	W 29-9	H
02/12/1926	W 54-15	A
02/13/1926	W 25-17	A
01/07/1927	W 36-18	H
01/08/1927	W 34-18	H
02/17/1928	W 20-11	A
02/18/1928	W 28-23	A
02/15/1929	W 51-18	H
02/16/1929	W 44-13	H
02/24/1930	W 30-26	A
02/25/1930	L 37-16	A
01/12/1931	W 36-32	H
01/13/1931	W 31-25	H
02/27/1932	W 25-23	A
02/29/1932	W 34-19	A
01/20/1933	W 36-32	H
01/21/1933	W 33-23	H
02/16/1934	W 31-29	A
02/17/1934	L 25-22	A
01/10/1935	W 31-30	H
01/11/1935	W 37-19	H
01/14/1936	W 33-26	A
01/15/1936	L 35-29	A
02/19/1937	W 52-29	H
02/20/1937	W 52-34	H
01/20/1938	W 38-31	H
01/21/1938	W 59-37	H
03/01/1939	W 50-45	A
03/02/1939	W 40-35	A
02/19/1940	L 60-43	A
02/20/1940	L 42-28	A
02/12/1941	W 66-41	H
02/13/1941	W 48-43	H
01/16/1942	L 51-38	A
01/17/1942	W 55-47	A
01/15/1943	W 52-35	H
01/16/1943	L 41-37	H
01/14/1944	W 42-41	A
01/15/1944	L 67-41	A
01/26/1945	L 57-46	A
01/27/1945	L 69-56	A
02/04/1946	W 62-45	H
02/15/1946	W 68-25	H
01/10/1947	W 52-51	H
01/11/1947	W 66-53	H
02/27/1948	L 61-49	A
02/28/1948	W 66-63	(OT) H
01/21/1949	L 49-48	H
02/26/1949	L 54-48	A
03/09/1949	W 50-34	H
01/14/1950	W 60-56	A
02/21/1950	W 61-38	A
02/05/1951	W 50-42	A
03/01/1951	W 57-43	N (LR)

01/19/1952	L 48-46	H	
02/09/1952	L 59-55	L	
01/17/1953	W 87-68	H	
02/09/1953	L 70-45	A	
01/18/1954	L 80-55	L	
02/20/1954	L 76-62	A	
12/27/1954	W 73-66	N (Houston)	
01/10/1955	W 83-61	A	
02/12/1955	W 86-75	H	
01/13/1956	W 84-70	H	
02/11/1956	L 86-65	L	
12/28/1956	W 87-70	N (Houston)	
01/07/1957	L 78-68	A	
02/19/57	L 82-69	H	
12/27/1957	L 50-49	N (Houston)	
02/08/1958	18/-	L 63-59	H
02/24/1958	L 61-59	A	
01/10/1959	W 72-61	H	
02/09/1959	L 68-62	A	
01/16/1960	W 74-63	A	
02/22/1960	W 94-74	H	
01/14/1961	W 80-55	H	
02/11/1961	W 84-72	A	
01/30/1962	W 104-84	A	
02/13/1962	L 63-55	A	
01/12/1963	L 85-70	A	
02/12/1963	L 69-65	H	
02/14/1964	L 76-63	H	
02/18/1964	L 77-69	A	
01/12/1965	W 79-61	H	
02/27/1965	W 77-64	A	
02/08/1966	W 76-71	A	
02/15/1966	W 73-67	H	
01/31/1967	L 60-56	A	
02/18/1967	W 66-63	H	
01/16/1968	L 73-61	A	
02/24/1968	W 78-65	H	
01/17/1969	W 67-62	A	
02/22/1969	L 74-67	H	
02/03/1970	L 76-69	H	
02/17/1970	L 85-78	H	
01/16/1971	L 85-82	A	
02/27/1971	L 97-93	A	
02/05/1972	W 103-95	H	
03/04/1972	W 113-108	A	
02/03/1973	W 90-69	H	
03/03/1973	W 105-79	A	
01/20/1974	L 77-69	A	
02/09/1974	W 106-81	A	
01/28/1975	W 74-67	N (LR)	
02/25/1975	W 86-51	H	
01/14/1976	W 80-62	A	
02/11/1976	W 111-68	H	
01/15/1977	17/-	W 72-45	N (LR)
02/12/1977	11/-	W 78-51	A
01/12/1978	3/-	W 69-60	A
02/04/1978	2/-	W 69-48	H
01/10/1979	10/-	W 79-66	H
02/03/1979	14/-	W 68-50	A
01/26/1980	W 73-64	A	
02/16/1980	W 77-73	H	
01/26/1981	W 57-52	A	
02/21/1981	W 75-59	H	
01/29/1982	12/-	W 60-54	H
02/02/1982	17/-	W 72-65	(OT) H
02/02/1983	9/-	W 70-43	H
03/05/1983	5/-	W 82-55	H
01/27/1984	16/-	L 65-62	A
02/29/1984	12/-	W 79-54	A
01/23/1985	W 67-56	H	
02/24/1985	L 71-68	A	
01/18/1986	W 58-50	A	
02/19/1986	W 60-59	H	
01/14/1987	W 62-54	H	
02/14/1987	W 88-68	A	
01/27/1988	W 80-61	A	
02/27/1988	W 112-87	H	
01/28/1989	W 81-77	H	
03/01/1989	W 83-70	H	
03/10/1989	W 108-72	N (Dallas)	
01/31/1990	3/-	W 70-66	A
03/03/1990	12/-	W 104-80	H
01/02/1991	2/-	W 86-62	A
02/02/1991	2/-	W 100-87	A
03/09/1991	5/-	W 109-80	H
12/17/1005	W 80-61	H	
11/05/2019	W 91-42	H	

RIDER COLLEGE

Arkansas leads.....	1-0	
Home.....	1-0	
11/27/1988	W 96-89	H

ROBERT MORRIS

Arkansas leads.....	1-0	
Home.....	1-0	
12/20/2012	W 79-74	H

ROCKHURST

Arkansas leads.....	4-0		
Home.....	3-0		
Away.....	1-0		
12/09/1971	W 102-72	H	
12/08/1972	W 87-76	A	
11/30/1974	W 78-61	H	
12/08/1977	6/-	W 99-63	H

ST. JOHN'S

Series tied.....	1-1		
Neutral.....	1-1		
03/16/1985	-/3	L 68-65	N (Salt Lake City)
03/20/1993	14/-	W 80-74	N (Winston-Salem)

ST. JOSEPH'S (PA.)

Arkansas leads.....	1-0	
Away.....	1-0	
12/21/1946	W 46-36	A

SAINT LOUIS

Arkansas trails.....	3-7		
Home.....	2-1		
Away.....	0-6		
Neutral.....	1-0		
01/02/426	L 40-30	A	
01/03/1930	L 32-13	A	
01/03/1931	L 24-18	A	
02/11/1931	W 33-30	H	
01/02/1932	L 25-23	A	
02/15/1932	W 33-19	H	
01/02/1943	L 43-37	A	
01/15/1955	L 99-72	A	
03/06/1956	L 68-66	(OT) H	
01/26/1997	12/-	W 78-70	N (San Juan, P.R.)

SAINT PETER'S

Arkansas leads.....	2-0	
Away.....	1-0	
Neutral.....	1-0	
12/28/1982	W 52-48	N (LR)
12/28/1983	W 82-49	N (LR)

SAMFORD

Arkansas leads.....	3-0	
Home.....	2-0	
Neutral.....	1-0	
12/05/1985	W 72-51	H
11/24/1989	W 97-67	N (PB)
11/10/2017	W 95-56	H

SAM HOUSTON STATE

Arkansas leads.....	4-0	
Home.....	2-0	
Neutral.....	2-0	
12/23/1988	W 97-79	N (LR)
12/18/2002	W 78-67	H
11/09/2012	W 73-68	H
12/22/2016	W 90-56	N (NLR)

SAN DIEGO STATE

Arkansas leads.....	3-0
Neutral.....	3-0
12/03/1981	W 85-68

RAZORBACK RECORDS

ARKANSAS RAZORBACKS

SERIES RECORDS VERSUS ALL OPPONENTS

SOUTH DAKOTA			
Arkansas leads.....2-0			
Home.....2-0			
12/19/2032	W	33-27	H
11/22/2019	W	77-56	H

SOUTH DAKOTA STATE			
Arkansas leads.....1-0			
Home.....1-0			
11/16/2022	9/-	W 71-56	H

SOUTHEAST MISSOURI STATE			
Arkansas leads.....8-1			
Home.....6-1			
Neutral.....2-0			
12/26/1924	L	28-21	H
11/21/1924	W	90-51	H
11/27/1982	17/-	W 74-57	H
12/01/1983	14/-	W 98-69	H
12/17/1992	12/-	W 96-72	N (PB)
12/09/2003	W	78-68	H
11/10/2006	W	92-52	H
11/24/2010	W	66-56	H
12/20/2014	W	84-67	N (NLR)

SOUTHEASTERN LOUISIANA			
Arkansas leads.....5-0			
Home.....5-0			
11/24/1984	16/-	W 65-62	H
12/16/1998	20/-	W 95-57	H
11/14/2008	W	91-87 (OT)	H
12/17/2011	W	62-55	H
12/03/2013	W	111-65	H

SOUTHEASTERN STATE			
<i>(now known as Southeastern Oklahoma State)</i>			
Arkansas leads.....9-2			
Home.....9-2			
1929-30	W	32-29	H
1929-30	W	24-22	H
12/17/1936	W	33-19	H
12/18/1936	W	39-28	H
12/09/1938	W	51-33	H
12/10/1938	W	36-21	H
1939-40	W	32-20	H
1939-40	L	26-25	H
12/11/1941	W	30-19	H
12/12/1941	W	38-36	H
12/01/1955	L	65-64	H

SOUTHERN (LA.)			
Arkansas leads.....3-0			
Home.....2-0			
Neutral.....1-0			
11/29/1985	W	76-75	N (PB)
11/13/2015	W	86-68	H
12/09/2021	W	79-44	H

SOUTHERN CALIFORNIA			
Arkansas trails.....0-3			
Away.....0-1			
Neutral.....0-2			
12/28/1966	L	70-67	A
01/25/1986	L	88-74	H
03/16/2007	-/23	L 77-60	N (Spokane)

SOUTHERN COLORADO			
<i>(now known as Colorado State-Pueblo)</i>			
Arkansas leads.....1-0			
Home.....1-0			
12/04/1976	W	91-43	H

SOUTHERN ILLINOIS			
Arkansas leads.....4-2			
Home.....0-1			
Away.....0-1			
Neutral.....3-0			
12/12/1970	L	99-78	A
12/11/1971	L	93-92	H
12/30/1972	W	97-96	N (LR)
11/26/1985	W	86-72	N (LR)
11/23/2006	W	61-53 (OT)	N (Orlando)
11/14/2016	W	90-65	H

SOUTHERN ILL.-EDWARDSVILLE			
Arkansas leads.....1-0			
Home.....1-0			
11/08/2013	W	99-65	H

SOUTHERN METHODIST (SMU)			
Arkansas leads.....96-59			
Home.....53-17			
Away.....37-34			
Neutral.....6-8			
01/25/1924	L	17-11	H
01/26/1924	W	21-15	A
01/14/1925	W	29-25	A
01/15/1925	W	39-20	A
01/15/1926	W	29-27	H
01/16/1926	W	28-8	H
Feb. 1927	W	32-30	A
Feb. 1927	W	32-31	A
02/10/1928	W	48-26	H
02/11/1928	W	34-22	H
01/04/1929	W	32-26	A
01/05/1929	W	39-17	A
Feb. 1930	W	28-27	H
Feb. 1930	W	44-29	H
02/27/1931	W	32-27	A
02/28/1931	L	40-27	A
01/22/1932	W	46-20	H
01/23/1932	W	29-20	A
02/06/1933	W	40-23	A
02/07/1933	W	26-25	A
03/02/1934	W	39-35	H
03/03/1934	L	44-37	H
02/22/1935	L	30-22	A
02/23/1935	L	41-27	A
02/07/1936	W	34-23	H
02/08/1936	W	40-28	H
01/15/1937	L	29-25	A
01/16/1937	W	37-28	A
02/25/1938	W	32-23	H
02/26/1938	W	34-26	H
01/16/1939	L	47-31	A
01/17/1939	L	32-19	A
02/09/1940	W	75-40	H
02/10/1940	W	36-26	A
02/28/1941	W	40-23	A
03/01/1941	W	40-32	A
12/29/1941	W	52-22	N (Oklahoma City)
01/09/1942	W	35-33	H
01/10/1942	W	36-34	H
01/08/1943	W	39-35	A
01/09/1943	W	36-29	A
01/21/1944	W	68-58	H
01/22/1944	W	74-49	H
02/16/1945	W	59-52	A
02/17/1945	W	65-49	A
02/01/1946	W	81-53	H
02/02/1946	W	74-46	H
02/14/1947	L	64-52	A
02/15/1947	L	47-44	A
01/16/1948	W	47-40	H
01/17/1948	W	58-57	H
01/15/1949	W	54-45	A
02/19/1949	W	47-39	H
01/18/1950	W	63-55	H
02/25/1950	L	57-48	A
01/08/1951	L	60-45	A
02/10/1951	W	50-48(OT)	H
12/28/1951	L	54-40	N (Dallas)
02/04/1952	L	54-50	H
02/23/1952	L	57-48	A
12/29/1952	L	65-62	N (Dallas)
02/09/1953	W	71-66	A
02/28/1953	L	79-74	H
12/30/1953	L	70-66	N (Houston)
01/16/1954	W	61-58	H
02/08/1954	L	92-68	A
01/31/1955	W	85-74	H
02/22/1955	L	83-69	A
12/28/1955	L	67-62	N (Houston)
02/04/1956	-/17	L 58-53	H
02/25/1956	-/12	L 80-72	A
12/29/1956	-/7	L 64-60	N (Houston)
02/02/1957	-/6	L 69-55	A
03/02/1957	-/4	L 87-59	A
02/01/1958	17/-	L 49-46	A
02/11/1958	W	65-63	H
03/11/1958	W	61-55	N (Shreveport)
12/26/1958	L	65-64	N (Houston)
02/03/1959	L	59-50	H
02/23/1959	L	56-51	A
12/29/1959	L	67-56	N (Houston)
02/06/1960	L	72-70 (OT)	H
03/02/1960	L	93-82	A
01/07/1961	W	76-74	H
02/27/1961	W	88-82 (OT)	A
01/09/1962	L	77-70	A
03/06/1962	L	84-81	A
01/03/1963	W	73-71	H
02/26/1963	W	82-79 (OT)	H
02/11/1964	W	82-71	H

02/25/1964	L	86-71	A
02/06/1965	L	84-76	H
03/04/1965	L	88-75	A
02/02/1966	L	75-74	H
02/19/1966	L	67-66	A
01/17/1967	L	69-59	H
02/21/1967	L	69-66	A
02/03/1968	W	70-68	A
02/17/1968	L	95-87	H
02/08/1969	L	84-69	A
02/15/1969	L	76-68	N (LR)
02/07/1970	L	76-75	A
02/14/1970	W	88-72	H
01/30/1971	L	90-88	A
02/13/1971	L	112-99	H
01/25/1972	L	85-71	A
02/19/1972	W	88-74	H
01/30/1973	L	110-94	A
02/24/1973	W	103-96	H
01/22/1974	W	89-88	H
02/16/1974	L	95-87	A
01/25/1975	W	73-69	A
03/01/1975	W	72-50	H
01/08/1976	L	82-81	H
01/31/1976	L	82-76	A
03/04/1976	W	74-70	A
01/27/1977	15/-	W 77-59	H
02/02/1977	14/-	W 81-58	H
01/26/1978	4/-	W 72-65	H
02/16/1978	1/-	W 86-75	A
03/02/1978	4/-	W 94-73	N (Houston)
01/24/1979	15/-	W 79-67	A
02/14/1979	11/-	W 71-55	H
01/03/1980	W	84-69	H
02/18/1980	L	62-58	A
01/23/1981	W	92-50	N (Dallas)
02/04/1981	18/-	W 47-33	H
01/06/1982	11/-	W 68-48	H
02/24/1982	15/-	W 54-53	A
01/15/1983	7/-	W 63-56	A
02/14/1983	8/-	W 71-61	H
01/12/1984	W	70-69	H
02/11/1984	W	80-71	A
01/05/1985	-/4	L 63-60 (OT)	H
02/06/1985	-/4	W 69-66	H
03/09/1985	-/13	W 68-55	N (Dallas)
01/02/1986	L	71-66	H
02/01/1986	L	90-80	A
01/27/1987	W	76-63	A
03/01/1987	L	93-76	A
01/13/1988	W	85-83 (OT)	A
01/13/1988	L	73-63	H
02/14/1989	W	93-73	H
02/15/1989	W	81-68	A
01/17/1990	12/-	W 80-61	H
02/17/1990	8/-	W 77-46	H
03/09/1990	9/-	W 84-51	N (Dallas)
01/19/1991	2/-	W 98-70	H
02/20/1991	3/-	W 79-70	A
01/04/1993	13/-	W 72-53	A
01/03/1994	1/-	W 96-70	H
12/08/1994	3/-	W 78-66	A
12/21/1995	W	73-46	H
11/18/2013	W	89-78	H
11/25/2014	W	78-72	A

SOUTHERN MISS			
Arkansas leads.....5-1			
Home.....1-1			
Neutral.....4-0			
12/23/1978	W	93-79	N (PB)
12/22/1980	19/-	W 76-68	N (PB)
12/22/1981	12/-	W 63-54	N (PB)
12/21/1982	6/-	W 64-62	N (PB)
11/18/2000	15/-	L 63-54	H
11/30/2005	W	77-35	H

SOUTHERN UTAH			
Arkansas leads.....2-0			
Home.....1-0			
Neutral.....1-0			
01/24/1989	W	109-76	N (PB)
12/26/1996	22/-	W 92-52	H

SOUTHWESTERN (KAN.)			
Arkansas trails.....0-1			
Neutral.....0-1			
12/29/1937	L	36-33	N (Oklahoma City)

SOUTHWESTERN PRESBYTERIAN			
<i>(now known as Rhodes College in Tennessee)</i>			
Arkansas leads.....1-0			
Neutral.....1-0			
12/20/1940	W	58-35	N (Marion)

STANFORD			
Arkansas trails.....1-2			
Neutral.....1-2			
01/03/1948	L	60-53	N (San Francisco)
11/27/2015	L	69-66	N (Brooklyn)
11/22/2023	20/-	W 77-74 (2OT)	N (Atlantis)

ARKANSAS RAZORBACKS

SERIES RECORDS VERSUS ALL OPPONENTS

01/11/1960	L	72-66	A
02/26/1960	L	71-57	H
01/14/1961	L	68-58	A
02/14/1961	W	74-59	H
01/06/1962	L	73-59	A
02/27/1962	L	61-60	H
01/05/1963	L	69-63	H
03/01/1963	L	99-86	A
01/07/1964	W	58-53	H
03/03/1964	L	80-67	A
02/09/1965	L	81-65	A
02/23/1965	L	74-72	N (LR)
01/15/1966	W	93-82	H
03/01/1966	L	74-70	A
01/03/1967	L	71-62	A
02/11/1967	L	67-61	H
01/13/1968	W	85-80	N (LR)
03/02/1968	W	74-73	A
01/13/1969	L	67-59	A
03/04/1969	W	69-65	H
01/10/1970	L	75-69	A
02/28/1970	W	78-61	H
01/09/1971	L	88-79	H
02/20/1971	W	88-87 (OT)	H
01/29/1972	L	117-93	A
02/22/1972	L	92-86	H
01/20/1973	W	76-72	A
02/13/1973	W	86-74	H
02/02/1974	L	96-81	H
02/26/1974	L	99-82	A
02/14/75	W	56-52	A
03/04/1975	W	68-56	A
01/20/1976	L	59-57	A
02/18/1976	W	75-68	N (LR)
01/22/1977	17/-	86-58	A
02/19/1977	11/-	73-61	H
01/14/1978	3/-	75-69	A
02/01/1978	2/-	75-71	H
01/12/1979	10/-	66-63	A
02/01/1979	14/-	68-58	A
03/03/1979	9/-	39-38	N (Houston)
01/12/1980	W	55-50	A
02/02/1980	W	60-59	H
02/29/1980	W	64-62	N (San Antonio)
01/12/1981	L	62-60	H
02/03/1981	W	54-48	A
03/06/1981	15/-	76-73	N (LR)
01/16/1982	9/-	87-73	A
02/06/1982	14/12	62-55 (OT)	H
01/24/1983	4/-	83-64	H
02/23/1983	6/-	84-67	A
01/19/1984	W	70-66	A
02/18/1984	14/-	59-41	H
01/12/1985	W	64-58	H
02/14/1985	W	60-51	A
03/08/1985	W	66-46	N (Dallas)
01/08/1986	L	59-55	A
02/08/1986	L	61-57	H
01/08/1987	W	79-62	H
02/04/1987	L	78-73	A
01/06/1988	W	91-62	H
02/06/1988	L	79-72	A
01/07/1989	W	99-92	A
02/08/1989	W	105-82	H
03/12/1989	W	100-76	N (Dallas)
01/25/1990	6/-	109-100	H
02/04/1990	3/-	103-96 (OT)	A
03/24/1990	7/-	88-85	N (Dallas)
01/10/1991	2/-	101-89	H
03/03/1991	3/23	L 99-86	A
03/10/1991	5/23	L 120-89	N (Dallas)
12/20/2006	L	80-76	A
01/06/2009	-7/	W 67-61	H
01/05/2019	-2/	L 96-85	H
01/04/2011	-12/	L 79-46	A
12/17/2016	W	77-74	N (Houston)
11/09/2018	L	73-71 (OT)	N (El Paso)

TEXAS-ARLINGTON

Arkansas leads.....9-0			
Home.....7-0			
Away.....1-0			
Neutral.....1-0			
12/18/1965	W	78-64	H
12/14/1968	W	80-69	A
12/27/1968	W	87-78	N (LR)
12/13/1969	W	85-73	A
11/22/1999	W	102-95 (OT)	H
12/31/2010	W	87-74	H
11/18/2016	W	71-67	H
11/23/2018	W	78-60	H
12/02/2020	W	72-60	H

TEXAS-PAN AMERICAN

Arkansas leads.....2-0			
Home.....2-0			
12/15/1999	W	70-56	H
12/30/2005	W	66-38	H

TEXAS-SAN ANTONIO

Arkansas leads.....6-0			
Home.....3-0			
Away.....1-0			
Neutral.....2-0			
11/30/1981	18/-	W 71-42	A
12/01/1982	16/-	W 78-59	H
12/18/1984	W	74-67	N (LR)
12/12/2007	W	67-42	H
01/04/2014	W	104-71	H
12/15/2018	W	79-67	N (NLR)

TEXAS A&M

Arkansas leads.....108-61			
SEC: 13-10			
(Texas A&M joined SEC in '12-13)			
Home.....62-15			
SEC: 10-1			
Away.....39-40			
SEC: 3-7			
Neutral.....7-6			
SEC: 0-2			
02/20/1924	L	35-27	A
02/21/1924	L	32-17	A
02/06/1925	W	54-18	H
02/07/1925	W	38-17	H
02/15/1926	W	37-27	A
02/16/1926	W	35-21	A
01/21/1927	W	34-27	H
01/22/1927	W	25-16	H
02/20/1928	W	42-18	A
02/21/1928	W	46-31	A
02/22/1929	W	49-32	H
02/23/1929	W	38-29	H
02/21/1930	W	28-24	A
02/22/1930	W	25-23 (OT)	A
1930-31	W	30-19	H
1930-31	L	37-34	H
02/26/1932	L	28-23	A
03/02/1932	W	33-27	A
02/17/1933	L	25-21	H
02/18/1933	L	25-23	H
02/19/1934	W	23-22	A
02/20/1934	L	35-23	A
03/01/1935	W	45-41	A
03/02/1935	W	51-31	H
01/10/1936	W	22-18	A
01/11/1936	W	34-27	A
02/12/1937	W	45-19	H
02/13/1937	W	36-32	H
01/17/1938	W	45-32	A
01/18/1938	W	33-22	A
02/24/1939	W	61-42	H
02/25/1939	W	66-38	H
02/16/1940	W	37-25	A
02/17/1940	L	41-38	A
01/17/1941	W	66-38	H
01/18/1941	W	58-36	H
02/13/1942	W	47-45	A
02/14/1942	W	40-31	A
02/19/1943	W	79-49	H
02/20/1943	L	67-52	H
02/25/1944	W	70-35	A
02/26/1944	W	60-38	A
02/23/1945	W	80-21	H
02/24/1945	W	87-36	H
02/25/1946	L	56-55	A
02/26/1946	W	53-43	A
02/21/1947	W	62-56	H
02/22/1947	W	71-58	H
01/09/1948	W	62-47	A
01/10/1948	W	57-46	A
01/31/1949	W	62-47	A
02/28/1949	W	61-46	A
01/12/1950	L	43-35	A
02/13/1950	W	52-46	H
02/03/1951	L	34-33	A
02/12/1951	W	45-38	H
12/26/1951	L	49-46	N (Dallas)
01/05/1952	L	47-42	H
02/11/1952	W	49-40	A
01/10/1953	L	56-48 (2OT)	A
02/16/1953	W	45-38	H
02/01/1954	W	80-55	A
02/22/1954	W	67-54	A
12/29/1954	W	74-70	N (Houston)
01/08/1955	L	62-59	A
02/26/1955	W	73-63	H
12/30/1955	W	80-49	N (Houston)
01/16/1956	W	98-66	H
02/13/1956	W	61-52	A
01/05/1957	W	73-65	A
02/09/1957	W	63-46	H

01/28/1958	17/-	W 67-51	H
02/22/1958	L	66-57	A
01/12/1959	L	63-62	H
02/21/1959	W	72-71	H
02/09/1960	-12/	L 77-68	A
02/20/1960	-11/	L 82-61	A
01/10/1961	L	81-62	A
03/02/1961	L	70-68	H
01/03/1962	W	64-59	H
02/23/1962	L	89-79	A
02/02/1963	W	66-55	H
02/16/1963	L	80-78	A
02/08/1964	L	72-64	A
02/22/1964	L	60-57	A
02/03/1965	L	82-79 (OT)	H
02/20/1965	L	91-77	A
01/11/1966	L	75-72	H
03/03/1966	W	94-71	H
01/14/1967	W	47-46	N (LR)
02/14/1967	L	60-53	A
01/03/1968	W	75-70	H
02/20/1968	L	71-67	A
01/11/1969	L	73-68	H
02/25/1969	L	79-66	A
01/06/1970	L	64-59	H
02/24/1970	L	72-60	A
02/06/1971	L	87-83	H
03/05/1971	L	92-89	H
01/22/1972	W	100-89	H
02/15/1972	L	86-85	A
01/13/1973	W	84-73	H
02/10/1973	L	108-82	A
02/05/1974	L	86-80 (OT)	A
03/02/1974	W	97-86	H
02/08/1975	W	95-89 (2OT)	H
02/15/1975	L	62-60	A
01/24/1976	W	93-91 (2OT)	H
02/21/1976	L	70-69	A
01/24/1977	17/-	W 72-58	H
02/22/1977	6/-	W 63-62	A
01/17/1978	6/-	W 84-68	H
02/07/1978	2/-	W 80-79	A
01/17/1979	11/15	L 74-69 (OT)	A
02/06/1979	14/11	W 60-56	H
01/22/1980	L	45-39	A
02/12/1980	W	45-44	H
03/01/1980	L	52-50	N (San Antonio)
01/24/1981	W	52-47	H
02/17/1981	W	65-61	A
01/26/1982	12/-	W 64-63	A
02/15/1982	8/-	W 92-75	H
01/13/1983	7/-	W 66-64	A
02/12/1983	8/-	W 62-55	H
01/17/1984	W	77-54	A
02/08/1984	W	59-58	H
03/10/1984	8/-	W 49-47	N (Houston)
01/02/1985	W	70-67	A
02/01/1985	W	58-53	H
01/29/1986	L	81-67	A
03/01/1986	L	93-76	H
03/07/1986	L	67-51	N (Dallas)
01/25/1987	W	87-69	H
02/24/1987	W	100-97 (2OT)	A
01/16/1988	L	74-67	A
02/17/1988	W	79-58	H
01/13/1988	W	76-64	N (Dallas)
01/16/1989	W	75-60	H
02/18/1989	L	82-71	H
01/13/1989	W	94-84	N (Dallas)
01/20/1990	12/-	W 100-84	A
02/21/1990	13/-	W 114-100	H
01/23/1991	2/-	W 113-88	H
02/23/1991	3/-	W 111-72	A
03/08/1991	5/-	W 108-61	N (Dallas)
12/18/2010	-25/	L 71-62 (OT)	N (Dallas)
01/19/2013			

RAZORBACK RECORDS

02/19/1963	W	83-78	H	01/08/1974	W	89-73	H
01/04/1964	L	93-84	A	12/06/1975	W	67-55	N (LR)
02/29/1964	L	87-86	H	02/07/1977	14/-	W 76-73	A
01/09/1965	L	93-78	A	TULSA			
03/02/1965	L	87-80	H	Arkansas leads.....37-24			
01/08/1966	W	74-65	H	Home.....25-8			
02/25/1966	L	79-74	A	Away.....9-15			
01/07/1967	W	70-65	H	Neutral.....3-1			
02/28/1967	L	73-59	A	12/15/1931	W	33-28	H
02/06/1968	W	61-56	H	12/16/1931	W	37-29	H
02/13/1968	L	74-72	A	12/29/1932	W	35-25	H
02/04/1969	W	64-53	H	02/13/1933	W	28-19	A
02/18/1969	L	59-57	A	01/06/1934	W	18-13	H
01/31/1970	L	50-48	A	01/29/1934	L	25-24	A
02/21/1970	L	76-71	N (LR)	12/18/1934	L	25-21	A
01/12/1971	L	98-68	A	01/05/1935	W	33-14	A
02/23/1971	L	89-87	H	12/20/1935	W	47-30	H
02/01/1972	L	76-73	H	01/25/1936	W	42-28	H
02/26/1972	L	86-85	A	01/31/1942	W	59-30	H
02/06/1973	L	73-64	A	02/24/1942	W	69-27	H
02/27/1973	L	64-63	H	12/04/1946	W	56-21	H
01/12/1974	L	80-77 (OT)	H	12/02/1950	13/-	W 59-46	A
02/12/1974	L	89-83	A	12/09/1950	13/-	L 48-46	A
01/21/1975	W	65-62	H	12/27/1950	W	53-44	N (Oklahoma City)
02/22/1975	L	63-55	A	12/12/1951	L	48-44	A
01/28/1976	W	92-86 (2OT)	H	12/22/1951	L	66-48	H
02/03/1976	L	86-78	A	12/10/1952	L	69-50	H
03/05/1976	L	70-63	N (Dallas)	01/03/1953	L	61-50	H
01/04/1977	18/-	W 41-38	A	12/05/1953	L	51-50	A
01/10/1977	18/-	W 60-53	H	01/02/1954	W	55-49	A
01/28/1978	4/-	W 54-49	A	12/11/1954	L	63-47	A
02/21/1978	4/-	W 58-49	H	01/01/1955	W	68-60	H
01/27/1979	15/-	W 63-57	H	12/03/1955	L	53-45	A
02/20/1979	10/-	W 66-65	A	03/01/1956	L	55-51	A
03/02/1979	9/-	W 93-77	N (Houston)	12/06/1956	W	77-70 (OT)	A
01/28/1980	W	71-69 (OT)	A	02/12/1957	W	52-43	H
02/22/1980	W	84-60	H	12/07/1957	W	79-61	A
01/28/1981	W	60-35	H	01/23/1958	20/-	W 50-43	A
02/28/1981	18/-	W 64-61	A	12/19/1958	L	54-52	H
01/02/1982	5/-	L 79-74	A	01/24/1959	L	61-54	A
02/27/1982	15/-	W 67-61	H	01/27/1959	W	65-51	A
01/26/1983	12/-	W 62-59	A	01/28/1960	L	78-65	H
02/26/1983	6/-	W 77-63	H	12/13/1960	L	64-59	A
01/21/1984	W	67-57	H	01/26/1961	W	66-58	H
02/23/1984	11/-	W 55-49	A	12/14/1961	W	87-59	H
01/16/1985	L	64-48	A	01/24/1962	W	99-77	H
02/16/1985	L	52-50	H	12/13/1962	L	76-68	H
03/10/1985	L	67-64	N (Dallas)	01/31/1963	L	68-66	A
01/11/1986	L	48-46	H	01/25/1964	L	95-86	A
02/12/1986	W	79-72 (OT)	A	12/15/1964	W	65-64	H
01/10/1987	L	95-73	A	12/10/1969	L	74-66	N (Memphis)
02/07/1987	W	93-75	H	01/09/1973	L	85-81	H
03/06/1987	L	73-59	N (Dallas)	12/22/1973	L	95-72	A
02/03/1988	W	69-48	H	12/24/1974	L	64-60	A
03/06/1988	W	75-65	A	12/23/1976	18/-	W 81-66	H
01/14/1989	W	69-62	H	12/15/1984	W	70-66	N (LR)
02/04/1989	L	84-73	A	11/29/1987	L	68-47	A
01/06/1990	14/-	W 92-75	A	02/25/1989	W	118-69	H
02/07/1990	3/-	W 100-77	H	12/23/1991	15/-	W 74-64	A
01/12/1991	2/-	W 113-86	A	12/23/1992	10/-	W 101-87	H
02/13/1991	3/-	W 87-69	H	12/23/1993	1/-	W 93-91 (OT)	A
12/21/2005	W	78-65	N (Dallas)	03/25/1994	2/-	W 103-84	N (Dallas)
12/16/2006	L	71-56	N (NLR)	12/23/1994	3/-	W 82-63	H
01/30/2016	W	75-68 (OT)	H	11/28/2001	W	79-75	H
01/26/2019	-14	L 67-64	A	11/30/2002	-122	L 61-60	A
03/21/2021	10/21	W 68-66	N (Indianapolis)	12/30/2003	W	81-74	A
				11/30/2004	W	85-73	H
				01/02/2007	W	68-59	H
				12/14/2019	W	98-79	H

TEXAS WESLEYAN	
Arkansas leads.....	1-0
Neutral.....	1-0
12/29/1942	W 52-46 N (Oklahoma City)

TOLEDO	
Arkansas leads.....	1-0
Neutral.....	1-0
12/28/1962	W 58-55 N (Oklahoma City)

TROY	
Arkansas leads.....	5-1
Home.....	3-1
Neutral.....	2-0
12/10/1996	20/- W 137-70 H
12/03/2002	L 74-66 H
11/21/2004	W 89-54 N (St. Thomas V.I.)
12/04/2010	W 75-60 H
12/16/2017	W 88-63 N (NLR)
11/28/2022	11/- W 74-61 H

TULANE	
Arkansas leads.....	5-0
Home.....	1-0
Away.....	3-0
Neutral.....	1-0
12/10/1949	W 42-41 A
12/09/1972	W 87-83 A

TULSA	
Arkansas leads.....	37-24
Home.....	25-8
Away.....	9-15
Neutral.....	3-1
12/15/1931	W 33-28 H
12/16/1931	W 37-29 H
12/29/1932	W 35-25 H
02/13/1933	W 28-19 A
01/06/1934	W 18-13 H
01/29/1934	L 25-24 A
12/18/1934	L 25-21 A
01/05/1935	W 33-14 A
12/20/1935	W 47-30 H
01/25/1936	W 42-28 H
01/31/1942	W 59-30 H
02/24/1942	W 69-27 H
12/04/1946	W 56-21 H
12/02/1950	13/- W 59-46 A
12/09/1950	13/- L 48-46 A
12/27/1950	W 53-44 N (Oklahoma City)
12/12/1951	L 48-44 A
12/22/1951	L 66-48 H
12/10/1952	L 69-50 H
01/03/1953	L 61-50 H
12/05/1953	L 51-50 A
01/02/1954	W 55-49 A
12/11/1954	L 63-47 A
01/01/1955	W 68-60 H
12/03/1955	L 53-45 H
03/01/1956	L 55-51 A
12/06/1956	W 77-70 (OT) A
02/12/1957	W 52-43 H
12/07/1957	W 79-61 A
01/23/1958	20/- W 50-43 A
12/19/1958	L 54-52 H
01/24/1959	L 61-54 A
01/27/1959	W 65-51 A
01/28/1960	L 78-65 A
12/13/1960	L 64-59 A
01/26/1961	W 66-58 H
12/14/1961	W 87-59 H
01/24/1962	W 99-77 H
12/13/1962	L 76-68 H
01/31/1963	L 68-66 A
01/25/1964	L 95-86 A
12/15/1964	W 65-64 H
12/10/1969	L 74-66 N (Memphis)
01/09/1973	L 85-81 H
12/22/1973	L 95-72 A
12/24/1974	L 64-60 A
12/23/1976	18/- W 81-66 H
12/15/1984	W 70-66 N (LR)
11/29/1987	L 68-47 A
02/25/1989	W 118-69 H
12/23/1991	15/- W 74-64 A
12/23/1992	10/- W 101-87 H
12/23/1993	1/- W 93-91 (OT) A
03/25/1994	2/- W 103-84 N (Dallas)
12/23/1994	3/- W 82-63 H
11/28/2001	W 79-75 H
11/30/2002	-122 L 61-60 A
12/30/2003	W 81-74 A
11/30/2004	W 85-73 H
01/02/2007	W 68-59 H
12/14/2019	W 98-79 H

VALPARAISO	
Arkansas leads.....	1-0
Neutral.....	1-0
12/21/2019	W 72-68 N (NLR)

VANDERBILT	
Arkansas leads.....	30-15 SEC: 29-14
(Arkansas joined SEC in '91-92)	
Home.....	16-5 SEC: 15-5
Away.....	8-9 SEC: 8-8
Neutral.....	6-1 SEC: 6-1
12/14/1963	L 101-77 H
11/14/1990	2/- W 107-70 H
02/12/1992	11/- W 91-71 H
01/20/1993	8/19 L 102-89 A
02/01/1994	6/- W 89-76 H
02/11/1995	12/- W 97-94 (OT) A
03/10/1995	5/- W 73-72 N (Atlanta)
01/13/1996	L 80-73 H
02/08/1997	L 87-83 (OT) A
02/07/1998	14/- W 93-83 H
02/06/1999	23/- L 73-69 A
02/23/2000	W 78-63 H
01/13/2001	L 81-64 A
03/02/2002	W 81-67 H
02/26/2003	W 60-50 A
01/24/2004	-122 W 70-62 H
02/19/2005	L 79-65 A
01/14/2006	W 78-66 H
03/03/2007	-119 W 82-67 A
03/09/2007	W 72-71 N (Atlanta)
03/10/2008	-118 W 78-73 H
03/14/2008	-118 W 81-75 N (Atlanta)
03/08/2009	L 75-58 A
02/27/2010	-116 L 89-72 H
01/29/2011	-119 W 89-78 H
01/31/2012	-125 W 82-74 H
01/02/2013	W 56-33 H
02/09/2013	L 67-49 A
03/14/2013	L 75-72 N (Nashville)
02/08/2014	W 77-75 A
01/10/2015	23/- W 82-70 H
01/05/2016	W 90-85 (OT) H
01/24/2017	W 71-70 H
02/07/2017	L 72-59 H
03/11/2017	W 76-62 N (Nashville)
02/10/2018	W 72-54 H
02/05/2019	W 69-66 H
03/06/2019	W 84-48 A
01/15/2020	W 75-55 H
03/11/2020	W 86-73 N (Nashville)
01/23/2021	W 92-71 A
01/04/2022	L 75-74 A
01/14/2023	15/- L 97-84 A
02/27/2024	L 85-82 H
03/13/2024	W 90-85 (OT) N (Nashville)

VALPARAISO	
Arkansas leads.....	1-0
Neutral.....	1-0
12/21/2019	W 72-68 N (NLR)

VANDERBILT	
Arkansas leads.....	30-15 SEC: 29-14
(Arkansas joined SEC in '91-92)	
Home.....	16-5 SEC: 15-5
Away.....	8-9 SEC: 8-8
Neutral.....	6-1 SEC: 6-1
12/14/1963	L 101-77 H
11/14/1990	2/- W 107-70 H
02/12/1992	11/- W 91-71 H
01/20/1993	8/19 L 102-89 A
02/01/1994	6/- W 89-76 H
02/11/1995	12/- W 97-94 (OT) A
03/10/1995	5/- W 73-72 N (Atlanta)
01/13/1996	L 80-73 H
02/08/1997	L 87-83 (OT) A
02/07/1998	14/- W 93-83 H
02/06/1999	23/- L 73-69 A
02/23/2000	W 78-63 H
01/13/2001	L 81-64 A
03/02/2002	W 81-67 H
02/26/2003	W 60-50 A
01/24/2004	-122 W 70-62 H
02/19/2005	L 79-65 A
01/14/2006	W 78-66 H
03/03/2007	-119 W 82-67 A
03/09/2007	W 72-71 N (Atlanta)
03/10/2008	-118 W 78-73 H
03/14/2008	-118 W 81-75 N (Atlanta)
03/08/2009	L 75-58 A
02/27/2010	-116 L 89-72 H
01/29/2011	-119 W 89-78 H
01/31/2012	-125 W 82-74 H
01/02/2013	W 56-33 H
02/09/2013	L 67-49 A
03/14/2013	L 75-72 N (Nashville)
02/08/2014	W 77-75 A
01/10/2015	23/- W 82-70 H
01/05/2016	W 90-85 (OT) H
01/24/2017	W 71-70 H
02/07/2017	L 72-59 H
03/11/2017	W 76-62 N (Nashville)
02/10/2018	W 72-54 H
02/05/2019	W 69-66 H
03/06/2019	W 84-48 A
01/15/2020	W 75-55 H
03/11/2020	W 86-73 N (Nashville)
01/23/2021	W 92-71 A
01/04/2022	L 75-74 A
01/14/2023	15/- L 97-84 A
02/27/2024	L 85-82 H
03/13/2024	W 90-85 (OT) N (Nashville)

WASHBURN (KAN.)	
Arkansas trails.....	0-1
Home.....	0-1
01/28/1971	L 80-75 H

WASHINGTON (MO.)	
Arkansas leads.....	2-0
Away.....	1-0
Neutral.....</	

ARKANSAS RAZORBACKS

SEASON W-L RECORD BY YEAR

Season	Coach	Record	Conference	Finish	Postseason
1923-24	Francis Schmidt	17-11	3-9	7th	--
1924-25	Francis Schmidt	21-5	9-3	3rd	--
1925-26	Francis Schmidt	23-2	11-1	1st	--
1926-27	Francis Schmidt	14-2	8-2	1st	--
1927-28	Francis Schmidt	19-1	12-0	1st	--
1928-29	Francis Schmidt	19-1	11-1	1st	--
1929-30	Charles Bassett	16-7	10-2	1st	--
1930-31	Charles Bassett	14-9	7-5	T-3rd	--
1931-32	Charles Bassett	18-6	8-4	3rd	--
1932-33	Charles Bassett	14-7	6-6	4th	--
1933-34	Glen Rose	16-8	6-6	T-3rd	--
1934-35	Glen Rose	14-5	9-3	T-1st	--
1935-36	Glen Rose	24-3	11-1	1st	--
1936-37	Glen Rose	12-6	8-4	2nd	--
1937-38	Glen Rose	19-3	11-1	1st	--
1938-39	Glen Rose	18-5	9-3	2nd	--
1939-40	Glen Rose	12-10	6-6	4th	--
1940-41	Glen Rose	20-3	12-0	1st	NCAA Final Four
1941-42	Glen Rose	19-4	10-2	T-1st	--
1942-43	Eugene Lambert	19-7	8-4	3rd	--
1943-44	Eugene Lambert	16-8	11-1	T-1st	NCAA Selection*
1944-45	Eugene Lambert	17-9	9-3	2nd	NCAA Final Four
1945-46	Eugene Lambert	16-7	9-3	2nd	--
1946-47	Eugene Lambert	14-10	8-4	T-2nd	--
1947-48	Eugene Lambert	16-8	8-4	3rd	--
1948-49	Eugene Lambert	15-11	9-3	T-1st	NCAA Elite 8
1949-50	Presley Askew	12-12	8-4	T-1st	--
1950-51	Presley Askew	13-11	7-5	4th	--
1951-52	Presley Askew	10-14	4-8	T-6th	--
1952-53	Glen Rose	10-11	4-8	T-5th	--
1953-54	Glen Rose	13-9	6-6	T-3rd	--
1954-55	Glen Rose	14-9	8-4	T-2nd	--
1955-56	Glen Rose	11-12	9-3	2nd	--
1956-57	Glen Rose	11-12	5-7	5th	--
1957-58	Glen Rose	17-10	9-5	T-1st	NCAA Sweet 16
1958-59	Glen Rose	9-14	6-8	T-5th	--
1959-60	Glen Rose	12-11	7-7	T-4th	--
1960-61	Glen Rose	16-7	9-5	3rd	--
1961-62	Glen Rose	14-10	5-9	6th	--
1962-63	Glen Rose	13-11	8-6	4th	--
1963-64	Glen Rose	9-14	6-8	6th	--
1964-65	Glen Rose	9-14	5-9	5th	--
1965-66	Glen Rose	13-10	7-7	T-4th	--
1966-67	Duddy Waller	6-17	4-10	T-7th	--
1967-68	Duddy Waller	10-14	7-7	5th	--
1968-69	Duddy Waller	10-14	4-10	8th	--
1969-70	Duddy Waller	5-19	3-11	8th	--
1970-71	Lanny Van Eman	5-21	1-13	8th	--
1971-72	Lanny Van Eman	8-18	5-9	6th	--
1972-73	Lanny Van Eman	16-10	9-5	T-2nd	--
1973-74	Lanny Van Eman	10-16	6-8	5th	--
1974-75	Eddie Sutton	17-9	11-3	2nd	--
1975-76	Eddie Sutton	19-9	9-7	4th	--
1976-77	Eddie Sutton	26-2	16-0	1st	NCAA First Round
1977-78	Eddie Sutton	32-4	14-2	T-1st	NCAA Final Four
1978-79	Eddie Sutton	25-5	13-3	T-1st	NCAA Elite 8
1979-80	Eddie Sutton	21-8	13-3	2nd	NCAA First Round
1980-81	Eddie Sutton	24-8	13-3	1st	NCAA Sweet 16
1981-82	Eddie Sutton	23-6	12-4	1st	NCAA Second Round
1982-83	Eddie Sutton	26-4	14-2	2nd	NCAA Sweet 16
1983-84	Eddie Sutton	25-7	14-2	2nd	NCAA Second Round
1984-85	Eddie Sutton	22-13	10-6	2nd	NCAA Second Round
1985-86	Nolan Richardson	12-16	4-12	7th	--
1986-87	Nolan Richardson	19-14	8-8	5th	NIT Second Round
1987-88	Nolan Richardson	21-9	11-5	T-2nd	NCAA First Round
1988-89	Nolan Richardson	25-7	13-3	1st	NCAA Second Round
1989-90	Nolan Richardson	30-5	14-2	1st	NCAA Final Four
1990-91	Nolan Richardson	34-4	15-1	1st	NCAA Elite 8
• Arkansas joins the Southeastern Conference •					
1991-92	Nolan Richardson	26-8	13-3	1st Overall	NCAA Second Round
1992-93	Nolan Richardson	22-9	10-6	1st West	NCAA Sweet 16
1993-94	Nolan Richardson	31-3	14-2	1st Overall	NCAA Champion
1994-95	Nolan Richardson	32-7	12-4	T-1st West	NCAA Runner-up

RAZORBACK RECORDS

Season	Coach	Record	Conference	Finish	Postseason
1995-96	Nolan Richardson	20-13	9-7	T-2nd West	NCAA Sweet 16
1996-97	Nolan Richardson	18-14	8-8	2nd West	NIT Final Four
1997-98	Nolan Richardson	24-9	11-5	2nd West	NCAA Second Round
1998-99	Nolan Richardson	23-11	9-7	2nd West	NCAA Second Round
1999-00	Nolan Richardson	19-15	7-9	3rd West	NCAA First Round
2000-01	Nolan Richardson	20-11	10-6	2nd West	NCAA First Round
2001-02	Nolan Richardson**	14-15	6-10	T-4th West	--
2002-03	Stan Heath	9-19	4-12	T-5th West	--
2003-04	Stan Heath	12-16	4-12	6th West	--
2004-05	Stan Heath	18-12	6-10	4th West	--
2005-06	Stan Heath	22-10	10-6	T-2nd West	NCAA First Round
2006-07	Stan Heath	21-14	7-9	3rd West	NCAA First Round
2007-08	John Pelphrey	23-12	9-7	2nd West	NCAA Second Round
2008-09	John Pelphrey	14-16	2-14	6th West	--
2009-10	John Pelphrey	14-18	7-9	T-3rd West	--
2010-11	John Pelphrey	18-13	7-9	T-3rd West	--
2011-12	Mike Anderson	18-14	6-10	9th	--
2012-13	Mike Anderson	19-13	10-8	7th	--
2013-14	Mike Anderson	22-12	10-8	5th	NIT Second Round
2014-15	Mike Anderson	27-9	13-5	2nd	NCAA Third Round
2015-16	Mike Anderson	16-16	9-9	8th	--
2016-17	Mike Anderson	26-10	12-6	3rd	NCAA Second Round
2017-18	Mike Anderson	23-12	10-8	T-4th	NCAA First Round
2018-19	Mike Anderson	18-16	8-10	T-9th	NIT Second Round
2019-20	Eric Musselman	20-12	7-11	T-10th	#
2020-21	Eric Musselman	25-7	13-4	2nd	NCAA Elite 8
2021-22	Eric Musselman	28-9	13-5	4th	NCAA Elite 8
2022-23	Eric Musselman	22-14	8-10	T-9th	NCAA Sweet 16
2023-24	Eric Musselman	16-17	6-12	T-11th	--
Totals	101 years	1,799-1,014	875-590	(.640)	(.597)

* Southwest Conference champion Arkansas was unable to participate in NCAA Tournament due to an automobile accident.

** Mike Anderson was 1-1 as interim head coach for the final two games of 2001-02.

- Due to COVID-19, the SEC Tournament was canceled after Rd.1 and, on Feb. 12, the NCAA canceled all postseason championships.



Head Coach **Nolan Richardson**, with former President of the United States **Bill Clinton**, won 389 games and guided Arkansas to the Final Four three times from 1986-2002.



Years	Coach	Years	NCAA Appearances	W	L	Pct.
1923-24 to 1928-29	Francis Schmidt	6	0	113	22	.837
1929-30 to 1932-33	Charles Bassett	4	0	62	29	.681
1933-34 to 1941-42	Glen Rose *	9	1	154	47	.766
1942-43 to 1948-49	Eugene Lambert	7	3	113	60	.653
1949-50 to 1951-52	Presley Askew	3	0	35	37	.486
1952-53 to 1965-66	Glen Rose *	14	1	171	154	.526
<i>* - Glen Rose was a combined 325-201 (.618) in his 23 total seasons as head coach over two stints</i>						
1966-67 to 1969-70	Duddy Waller	4	0	31	64	.326
1970-71 to 1973-74	Lanny Van Eman	4	0	39	65	.375
1974-75 to 1984-85	Eddie Sutton	11	9	260	75	.776
1985-86 to 2001-02	Nolan Richardson	17	13	389	169	.697
2002-03 to 2006-07	Stan Heath	5	2	82	71	.536
2007-08 to 2010-11	John Pelphrey	4	1	69	59	.539
2011-12 to 2018-19	Mike Anderson	8	4	* 170	* 103	.624
2019-20 to 2023-24	Eric Musselman	5	3 #	111	59	.653
Totals		101	37	1,799	1,014	.640

* Included in Mike Anderson's total was him being 1-1 as interim head coach for the final two games of 2001-02.

- Due to COVID-19, the NCAA canceled all postseason championships for the 2019-20 season from March 2020 through June 2020.



MIKE ANDERSON
8 seasons: 170-103 *



PRESLEY ASKEW
3 seasons: 35-37



CHARLES BASSETT
4 seasons: 62-29



JOHN CALIPARI
1st season



STAN HEATH
5 seasons: 82-71



EUGENE LAMBERT
7 seasons: 113-60



ERIC MUSSELMAN
5 seasons: 95-42



JOHN PELPHREY
4 seasons: 69-59



NOLAN RICHARDSON
17 seasons: 389-169



GLEN ROSE
23 seasons: 325-201
1st Stint - 9 seasons: 154-47
2nd Stint - 14 seasons: 171-154



FRANCIS SCHMIDT
6 seasons: 113-22



EDDIE SUTTON
11 seasons: 260-75



LARRY VAN EMAN
4 seasons: 39-65



DUDDY WALLER
4 seasons: 31-64



*The records do not reflect Mike Anderson's 1-1 record as interim coach during the 2001-02 season.



ARKANSAS RAZORBACKS

YEAR-BY-YEAR RESULTS OPPONENT NAME CHANGES

Then	Now (Date Changed)
Arkansas Normal	Central Arkansas (1975)
Baptist College	Charleston Southern (1990)
Northeast Louisiana	Louisiana-Monroe (1999)
Southeastern State	Southeastern Okla. State (1974)
Southwest Texas	Texas State (2003)
Southwest Missouri State	Missouri State (2005)
Southwestern Presbyterian	Rhodes College (1984)
Southwestern Louisiana	Louisiana-Lafayette (1999)

1923-24 17-11, 3-9 (7th) Coach: Francis Schmidt

Date	Opponent	UA/Opp Rank	W/L	ARK	OPP
12/19	at Northeastern State		W	19	13
12/20	at Northeastern State		W	33	12
12/21	Boynton Boys School		W	46	18
12/27	Jonesboro YMCA		L	25	38
12/29	Gay Oil Company		W	34	19
12/31	at North Little Rock High		W	35	28
01/01	Fort Smith Faculty		W	69	8
	Ozark Athletic Club		W	61	36
01/04	Northeastern State		W	43	22
01/05	Northeastern State		W	42	14
01/11	Central Arkansas		W	62	27
01/12	Central Arkansas		W	34	14
01/18	Missouri State		L	31	38
01/09	Missouri State		W	22	21
01/25	SMU *		L	11	17
01/26	SMU *		W	21	15
02/01	TCU *		L	30	31
02/02	TCU *		L	21	23
02/08	Hendrix College		W	28	18
02/09	Hendrix College		W	39	21
02/18	at Baylor *		L	29	33
02/19	at Baylor *		W	28	14
02/20	at Texas A&M *		L	27	35
02/21	at Texas A&M *		L	17	32
02/22	at Rice *		L	19	22
02/23	at Rice *		W	29	22
02/27	Texas *		L	26	30
02/28	Texas *		L	21	32

* Southwest Conference games

1924-25 21-5, 9-3 (3rd) Coach: Francis Schmidt

Date	Opponent	UA/Opp Rank	W/L	ARK	OPP
12/20	at College of the Ozarks		W	27	18
	vs. Gay Oil Company @ LR		W	31	13
12/23	vs. England National Bank @ LR		W	31	22
12/24	Stuttgart Athletic Club		W	34	18
12/25	Jonesboro YMCA		W	28	24
12/26	Southeast Missouri State		L	21	281
	at Cairo (Ill.) Aces		W	35	7
	at Bemis (Tenn.) YMCA		W	31	24
	at Arkansas State		W	31	9
	at England Athletic Club		W	78	22
01/19	Hendrix College		W	40	16
01/10	Hendrix College		W	34	25
01/14	at SMU *		W	29	25
01/15	at SMU *		W	29	20
01/16	at TCU *		L	26	28
01/17	at TCU *		W	21	20
01/23	Baylor *		W	39	14
01/24	Baylor *		W	23	14
02/01	Rice *		W	37	19
02/02	Rice *		W	29	9
02/06	Texas A&M *		W	54	18
02/07	Texas A&M *		W	38	17
02/20	at Texas *		L	18	20
02/21	at Texas *		L	12	21
02/27	Oklahoma State		W	21	17
02/28	Oklahoma State		L	23	25

* Southwest Conference games

1925-26 23-2, 11-1 (1st) • SWC CHAMPION • Coach: Francis Schmidt

Date	Opponent	UA/Opp Rank	W/L	ARK	OPP
	at Ozark Athletic Club		W	81	7
	at Fort Smith National Guard		W	64	6
	vs. Union Trust Company @ LR		W	35	22
	England Athletic Club		W	64	18
	at Jonesboro YMCA		W	29	22
	at Arkansas State		W	32	14
12/31	at Centralia (Ill.) Lions		W	29	13
01/01	at New Coliseum (St. Louis) Ath. Club		W	29	20
01/02	at St. Louis		L	30	40
01/08	Hendrix College		W	43	25
01/09	Hendrix College		W	39	21
01/15	SMU *		W	29	27
01/16	SMU *		W	28	8
01/22	at Baylor *		W	22	9
01/23	at Baylor *		W	19	14
01/29	Centenary		W	69	21
01/30	Centenary		W	43	9
02/05	Texas *		W	35	12
02/06	Texas *		W	27	7
02/12	at Rice *		W	54	15
02/13	at Rice *		W	25	17
02/15	at Texas A&M *		W	37	27
02/16	at Texas A&M *		W	35	21
02/26	TCU *		W	24	23
02/27	TCU *		L	15	30

* Southwest Conference games

RAZORBACK RECORDS

1926-27 14-2, 8-2 (1st) • SWC CHAMPION • Coach: Francis Schmidt

Date	Opponent	UA/Opp Rank	W/L	ARK	OPP
12/17	Northeastern State		W	27	13
12/18	Northeastern State		W	25	19
12/29	at Graham & Broening @ LR		W	38	34
12/30	at Southwestern Bell @ LR		W	42	26
12/31	at Jonesboro YMCA		W	49	25
	at Arkansas State		W	42	12
01/07	Rice *		W	36	18
01/08	Rice *		W	34	18
01/14	at TCU *		W	24	16
01/15	at TCU *		OT W	23	22
01/21	Texas A&M *		W	34	27
01/22	Texas A&M *		W	25	16
02/04	at Texas *		L	29	32
02/05	at Texas *		L	24	28
	at SMU *		W	32	30
	at SMU *		W	32	31

* Southwest Conference games



Long before Bud Walton Arena and even Barnhill Arena, Arkansas played its home games in Schmitt's Barn.



RAZORBACK RECORDS

ARKANSAS RAZORBACKS

YEAR-BY-YEAR RESULTS

1927-28
19-1, 12-0 (1st)
• SWC CHAMPION •
Coach: Francis Schmidt

Date	Opponent	UA/Opp Rank	W/L	ARK OPP
12/16	Northeastern State		W	59 29
12/17	Northeastern State		W	61 24
12/21	at Drury College		W	39 20
12/22	at Missouri State		L	31 45
12/30	at College of the Ozarks		W	53 27
12/31	at College of the Ozarks		W	59 20
01/16	TCU *		W	23 18
01/07	TCU *	OT	W	28 24
01/13	Texas *		W	42 26
01/14	Texas *		W	59 29
01/20	Hendrix College		W	69 30
01/21	Hendrix College		W	50 24
02/23	at Baylor *		W	59 21
02/04	at Baylor *		W	34 21
02/10	SMU *		W	48 26
02/11	SMU *		W	34 22
02/17	at Rice *		W	20 11
02/18	at Rice *		W	28 23
02/20	at Texas A&M *		W	42 18
02/21	at Texas A&M *		W	46 31

*Southwest Conference games

1928-29
19-1, 11-1 (1st)
• SWC champion •
Coach: Francis Schmidt

Date	Opponent	UA/Opp Rank	W/L	ARK OPP
	Northeastern State		W	54 28
	Northeastern State		W	54 34
	Little Rock All-Stars		W	32 21
	at Fort Smith Collegians		W	45 22
	at Jonesboro YMCA		W	43 30
	at Earle Cardinals		W	47 25
01/04	at SMU *		W	32 26
01/05	at SMU *		W	39 17
01/07	at TCU *		W	41 24
01/08	at TCU *		W	66 26
	Baylor *		W	59 24
	Baylor *		W	71 23
	Drury College		W	52 25
	Drury College		W	42 22
02/08	at Texas *		W	48 32
02/09	at Texas *		L	25 36
02/15	Rice *		W	51 18
02/16	Rice *		W	44 13
02/22	Texas A&M *		W	49 32
02/23	Texas A&M *		W	38 29

*Southwest Conference games

1929-30
16-7, 10-2 (1st)
• SWC champion •
Coach: Charles Bassett

Date	Opponent	UA/Opp Rank	W/L	ARK OPP
	Northeastern State		W	57 26
	Northeastern State		W	37 17
	Southeastern State		W	32 29
	Southeastern State		W	24 22
01/02	at Drury College		L	25 28
01/03	at St. Louis		L	13 32
01/04	at Missouri State		L	21 40
01/06	at Pittsburg State		L	23 36
01/07	at Pittsburg State		L	20 51
01/10	TCU *		W	32 21
01/11	TCU *		W	22 18
01/17	Texas *		W	22 19
01/18	Texas *		L	27 29
	at Baylor *		W	30 23
	at Baylor *		W	27 21
02/07	at Oklahoma State		W	30 20

02/08	at Oklahoma State		W	30 23
	SMU *		W	28 27
	SMU *		W	44 29
02/21	at Texas A&M *		W	28 24
02/22	at Texas A&M *	OT	W	25 23
02/24	at Rice *		W	30 26
02/25	at Rice *		L	16 37

*Southwest Conference games

1930-31
14-9, 7-5 (T3rd)
Coach: Charles Bassett

Date	Opponent	UA/Opp Rank	W/L	ARK OPP
12/12	Northeastern State		W	36 29
12/13	Northeastern State		W	39 21
12/18	Pittsburg State		L	31 40
12/19	Pittsburg State		L	26 28
12/22	vs. Colonial Baking AAU @ LR		W	30 27
12/23	vs. Colonial Baking AAU @ NLR		W	30 27
01/02	at Butler		L	21 37
01/03	at St. Louis		L	18 24
01/08	at Texas *		W	29 21
01/09	at Texas *		L	25 27
01/12	Rice *		W	36 32
01/13	Rice *		W	31 25
	Texas A&M *		W	30 19
	Texas A&M *		L	34 37
01/23	at TCU *		L	26 35
01/24	at TCU *		W	30 29
02/11	St. Louis		W	33 30
02/13	Baylor *		L	27 29
02/14	Baylor *		W	29 25
02/20	Oklahoma State		W	37 22
02/21	Oklahoma State		W	29 22
02/27	at SMU *		W	32 27
02/28	at SMU *		L	27 40

*Southwest Conference games

1931-32
18-6, 8-4 (3rd)
Coach: Charles Bassett

Date	Opponent	UA/Opp Rank	W/L	ARK OPP
12/11	Northeastern State		W	36 29
12/12	Northeastern State		W	39 21
12/15	Tulsa		W	33 28
12/16	Tulsa		W	37 29
12/18	at Missouri State		W	41 38
12/19	at Pittsburg State		L	20 36
01/01	at Drury College		W	45 26
01/02	at St. Louis		L	23 25
01/08	Texas *		W	24 21
01/09	Texas *		L	25 27
01/16	Drury College		W	35 14
01/18	Pittsburg State		W	32 21
01/22	SMU *		W	46 20
01/23	SMU *		W	29 20
02/05	at Baylor *		L	28 34
02/06	at Baylor *		W	42 31
02/12	TCU *		L	27 31
02/13	TCU *		W	37 24
02/15	St. Louis		W	33 19
02/22	Missouri State		W	37 19
02/26	at Texas A&M *		L	23 28
02/27	at Rice *		W	25 23
02/29	at Rice *		W	34 19
03/02	at Texas A&M *		W	33 27

*Southwest Conference games

1932-33
14-7, 6-6 (4th)
Coach: Charles Bassett

Date	Opponent	UA/Opp Rank	W/L	ARK OPP
12/09	at Northeastern State		W	31 16
12/10	at Northeastern State		W	33 20
12/16	at Nebraska		W	41 24
12/17	at Creighton		L	28 29
12/19	at South Dakota		W	33 27
12/29	at Tulsa		W	35 25
	North Texas State		W	34 20
	North Texas State		W	36 26
01/13	at Texas *		L	28 36
01/14	at Texas *		L	28 31
01/20	Rice *		W	36 32
01/21	Rice *		W	33 23
02/03	at TCU *		L	19 29
02/04	at TCU *		L	26 30
02/06	at SMU *		W	40 23
02/07	at SMU *		W	26 25
02/13	Tulsa		W	28 19
02/17	Texas A&M *		L	21 25
02/18	Texas A&M *		L	23 25
02/24	Baylor *		W	34 19
02/25	Baylor *		W	39 30

*Southwest Conference games

1933-34
16-8, 6-6 (3rd)
Coach: Glen Rose

Date	Opponent	UA/Opp Rank	W/L	ARK OPP
12/14	Northeastern State		W	30 19
12/15	Northeastern State		W	27 23
12/16	at Missouri State		L	13 16
12/18	vs. Diamond Oilers @ Fort Smith		W	39 31
12/19	at Central Arkansas		W	54 30
12/20	vs. Colonial Baking AAU @ LR		W	54 37
12/21	vs. Colonial Baking AAU @ LR		W	37 28
01/04	Missouri State		W	22 15
01/06	Tulsa		W	18 13
01/12	TCU *		W	31 15
01/13	TCU *		L	21 28
01/19	Oklahoma State		W	46 22
01/20	Oklahoma State		W	28 23
01/29	at Tulsa		L	24 25
02/02	at Baylor *		W	31 29
02/03	at Baylor *		L	20 31
02/09	Texas *		L	26 28
02/10	Texas *		W	32 29
02/16	at Rice *		W	31 20
02/17	at Rice *		L	22 25
02/19	at Texas A&M *		W	23 22
02/20	at Texas A&M *		L	23 35
03/02	SMU *		W	39 35
03/03	SMU *		L	37 44

*Southwest Conference games

1934-35
14-5, 9-3 (T-1st)
• SWC champion •
Coach: Glen Rose

Date	Opponent	UA/Opp Rank	W/L	ARK OPP
12/14	Northeastern State		W	38 21
12/15	Northeastern State		W	53 14
12/18	at Tulsa		L	21 25-
12/20	vs. Diamond Oilers @ Tulsa		L	26 28-
12/26	at East Central Oklahoma		W	50 21
01/05	Tulsa		W	33 14
01/10	Rice *		W	31 30
01/11	Rice *		W	37 19
01/18	at TCU *		W	41 20
01/19	at TCU *		W	42 24
02/02	Fort Smith Vehicle Sports		W	60 32
02/08	Baylor *		W	37 27
02/09	Baylor *		W	48 30

02/15	at Texas *		W	47 30
02/16	at Texas *		L	23 33
02/22	at SMU *		L	22 30
02/23	at SMU *		L	27 41
03/01	Texas A&M *		W	45 41
03/02	Texas A&M *		W	51 31

*Southwest Conference games

1935-36
24-3, 11-1 (1st)
• SWC CHAMPION •
• U.S. OLYMPIC FINALIST •
Coach: Glen Rose

Date	Opponent	UA/Opp Rank	W/L	ARK OPP
12/13	Northeastern State		W	47 19
12/14	Northeastern State		W	50 19
12/18	at Oklahoma State		L	21 33
12/19	at Oklahoma State		W	24 15
12/20	at Tulsa		W	47 30
12/21	at Fort Smith Vehicle Sports		W	52 24
12/23	at Central Arkansas		W	42 38
12/24	at Central Arkansas		W	66 27
01/03	Oklahoma Tire AAU - Muskogee		W	42 39
01/10	at Texas A&M *		W	22 18
01/11	at Texas A&M *		W	34 27
01/14	at Rice *		W	33 26
01/15	at Rice *		L	29 35
01/25	Tulsa		W	42 28
02/07	SMU *		W	34 23
02/08	SMU *		W	40 28
02/14	at Baylor *		W	44 26
02/15	at Baylor *		W	39 14
02/21	TCU *		W	47 15
02/22	TCU *		W	40 29
02/28	Texas *		W	38 37
02/29	Texas *		W	43 31

U.S. OLYMPIC PLAYOFFS Houston, Texas

03/10	vs. Texas		W	27 16
03/11	vs. Stephen F. Austin		W	53 24

U.S. OLYMPIC PLAYOFFS Little Rock & North Little Rock

03/26	vs. Western Kentucky @ LR HS		W	43 36
03/27	vs. Western Kentucky @ NLR HS		W	39 30

U.S. OLYMPIC TRIALS 1st RD New York, N.Y. - Madison Square Garden

04/03	vs. Hollywood Universal		L	29 40
-------	-------------------------	--	---	-------

*Southwest Conference games

1936-37
12-6, 8-4 (2nd)
Coach: Glen Rose

Date	Opponent	UA/Opp Rank	W/L	ARK OPP
12/14	Drake		W	31 22
12/17	Southeastern State		W	33 19
12/18	Southeastern State		W	39 28

SUGAR BOWL CLASSIC New Orleans, La.

12/30	vs. Tennessee		W	42 34
01/02	Brown Paper Mill AAU		L	29 31
01/08	Baylor *		L	22 25
01/09	Baylor *		W	42 24
01/15	at SMU *		L	25 29
01/16	at SMU *		W	37 28
02/05	at Texas *		L	28 39
02/06	at Texas *		L	31 43
02/12	Texas A&M *		W	45 19
02/13	Texas A&M *		W	36 32
02/19	Rice *		W	52 29
02/20	Rice *		W	52 34
02/27	Phillips 66ers		L	33 39
03/05	at TCU *		W	38 35
03/06	at TCU *		W	43 21

*Southwest Conference games



ARKANSAS RAZORBACKS

YEAR-BY-YEAR RESULTS

1937-38

19-3, 11-1 (1st)

• **SWC champion** •
Coach: **Glen Rose**

Date	Opponent	UA/Opp Rank	W/L	ARK	OPP
12/17	Staf-O-Life AAU		W	52	26
12/21	at Murray State		L	40	43
12/22	vs. Ole Miss @ Memphis		W	47	43
12/23	vs. Ole Miss @ NLR		W	48	46

ALL COLLEGE TOURNAMENT
Oklahoma City, Okla.

12/27	vs. Northwestern Oklahoma State		W	45	44
12/28	vs. Central Missouri		W	43	36
12/29	vs. Southwestern (Kan.) College		L	33	36
12/30	vs. North Texas		W	32	21
01/07	at Texas A&M *		W	45	32
01/08	at Texas A&M *		W	33	22
01/18	Parks Clothiers (Okla.) AAU		W	28	25
01/20	Rice *		W	38	31
01/21	Rice *		W	59	37
01/29	Marianne (Ark.) AAU		W	57	25
02/04	TCU *		W	53	26
02/05	TCU *		W	57	38
02/11	Texas *		W	74	38
02/12	Texas *		W	42	37
02/19	at Baylor *		L	47	54
02/21	at Baylor *		W	54	45
02/25	SMU *		W	32	23
02/25	SMU *		W	34	26

*Southwest Conference games

1938-39
18-5, 9-3 (2nd)
Coach: **Glen Rose**

Date	Opponent	UA/Opp Rank	W/L	ARK	OPP
12/09	Southeastern State		W	51	33
12/10	Southeastern State		W	36	21
12/13	Phillips 66ers		W	32	31
12/16	Drury College		W	44	21
12/17	Drury College		W	27	19
12/20	at Oklahoma		W	39	31
12/21	at Oklahoma		W	36	30
12/22	Parks Clothiers (Okla.) AAU		L	28	66

SUGAR BOWL CLASSIC
New Orleans, La. • Municipal Auditorium

12/28	vs. Purdue		L	51	57
12/30	at Fort Smith Buick AAU		W	61	19
01/06	at SMU *		L	31	47
01/07	at SMU *		L	19	32
01/13	at Texas *		L	37	41
01/14	at Texas *		W	65	41
02/03	Baylor *		W	46	38
02/04	Baylor *		W	40	36
02/10	at TCU *		W	44	32
02/11	at TCU *		W	51	38
02/18	Parks Clothiers (Okla.) AAU		W	48	45
02/24	Texas A&M *		W	61	42
02/25	Texas A&M *		W	66	38
03/01	at Rice *		W	50	45
03/02	at Rice *		W	40	35

*Southwest Conference games

1939-40
12-10, 6-6 (4th)
Coach: **Glen Rose**

Date	Opponent	UA/Opp Rank	W/L	ARK	OPP
12/08	Southeastern State		W	32	20
12/09	Southeastern State		L	25	26
12/15	Pittsburg State		L	50	62
12/16	Pittsburg State		W	49	42
12/18	Oklahoma		L	36	49
12/19	Oklahoma		W	40	38

ALL-COLLEGE TOURNAMENT
Oklahoma City, Okla.

12/27	vs. West Texas State		W	48	43
12/28	vs. Pittsburg State		W	44	33
12/29	vs. Oklahoma State		L	26	32
12/30	vs. Central Missouri		W	60	46
01/12	Texas *		L	33	52
01/13	Texas *		W	54	44
01/19	at Baylor *		L	24	40
01/20	at Baylor *		L	39	47
02/09	SMU *		W	75	40
02/10	SMU *		W	36	26
02/16	at Texas A&M *		W	37	25
02/17	at Texas A&M *		L	38	41
02/19	at Rice *		L	43	60
02/20	at Rice *		L	28	42
03/01	TCU *		W	59	45
03/02	TCU *		W	52	36

*Southwest Conference games

1940-41
20-3, 12-0 (1st)
• **SWC champion** •
• **NCAA FINAL FOUR** •
Coach: **Glen Rose**

Date	Opponent	UA/Opp Rank	W/L	ARK	OPP
12/13	Drury College		W	62	17
12/14	Drury College		W	46	20
12/19	at Murray State		W	52	30
12/20	vs. Southwestern (Tenn.) @ Marion, Ark.		W	58	35
12/21	vs. Phillips 66ers @ LR		W	38	24
01/03	at Phillips 66ers		L	33	35
01/04	at Pittsburg State		W	48	45
01/10	at Texas *		W	50	38
01/11	at Texas *		W	44	34
01/17	Texas A&M *		W	68	33
01/18	Texas A&M *		W	58	36
02/01	Pittsburg State		W	71	45

02/07	Baylor *		W	62	48
02/08	Baylor *		W	36	31
02/12	Rice *		W	66	41
02/13	Rice *		W	48	43
02/18	vs. Phillips 66ers @ Tulsa		L	26	31
02/21	at TCU *		W	67	42
02/22	at TCU *		W	66	43
02/28	at SMU *		W	40	23
03/01	at SMU *		W	40	32

NCAA WESTERN REGIONAL
Kansas City, Mo.

03/21	vs. Wyoming		W	52	40
-------	-------------	--	---	----	----

NCAA FINAL FOUR
Kansas City • Municipal Auditorium

03/22	vs. Washington State		L	53	64
-------	----------------------	--	---	----	----

*Southwest Conference games

1941-42
19-4, 10-2 (T-1st)
• **SWC champion** •
Coach: **Glen Rose**

Date	Opponent	UA/Opp Rank	W/L	ARK	OPP
12/11	Southeastern State		W	30	19
12/12	Southeastern State		W	38	36
12/17	Central (Okla.) State		W	43	23
12/18	Central (Okla.) State		W	42	25

ALL-COLLEGE TOURNAMENT
Oklahoma City, Okla.

12/26	vs. Central Missouri		W	44	36
12/27	vs. West Texas State		L	41	54
12/29	vs. SMU		W	52	22
12/30	vs. East Central Oklahoma		W	54	28
01/03	at Phillips 66ers		L	33	34
01/09	SMU *		W	35	33
01/10	SMU *		W	36	34
01/16	at Rice *		L	38	51
01/17	at Rice *		W	55	47
01/31	Tulsa		W	59	30
02/06	at Baylor *		W	53	43
02/07	at Baylor *		W	50	45
02/13	at Texas A&M *		W	47	45
02/14	at Texas A&M *		W	40	31
02/20	Texas *		W	42	34
02/21	Texas *		L	37	58
02/24	Tulsa		W	69	27
02/27	TCU *		W	41	33
02/28	TCU *		W	63	37

*Southwest Conference games

RAZORBACK RECORDS

1942-43
19-7, 8-4 (3rd)
Coach: **Eugene Lambert**

Date	Opponent	UA/Opp Rank	W/L	ARK	OPP
12/07	Camp Crowder (Mo.)		W	43	31
12/09	East Central Oklahoma		W	50	35
12/14	Pittsburg State		W	57	46
12/16	at Camp Crowder (Mo.)		W	40	29
12/17	at Drury College		W	42	29
12/18	at Missouri State		W	47	31
12/19	vs. Ouachita College @ Fort Smith		W	44	29

ALL-COLLEGE TOURNAMENT
Oklahoma City, Okla.

12/28	vs. Texas Tech		W	43	38
12/29	vs. Texas Wesleyan		W	52	46
12/29	s. Texas		W	66	44
12/30	vs. TCU		L	25	37
12/31	at Phillips 66ers		L	27	48
01/01	Pittsburg State		W	43	38
01/02	at St. Louis		L	37	43
01/08	at SMU *		W	39	35
01/09	at SMU *		W	36	29
01/15	Rice *		W	52	35
01/16	Rice *		L	37	41
02/05	Baylor *		W	68	35
02/06	Baylor *		W	40	38
02/12	at Texas *		L	31	45
02/13	at Texas *		L	35	48
02/19	Texas A&M *		W	74	49
02/20	Texas A&M *		L	52	67
03/04	at TCU *		W	33	23
03/05	at TCU *		W	54	39

*Southwest Conference games

1943-44
16-8, 11-1 (T1st)
• **SWC champion** •
Coach: **Eugene Lambert**

Date	Opponent	UA/Opp Rank	W/L	ARK	OPP
12/09	Conway (Ark.) AAU		W	60	33
12/15	Pittsburg State		W	42	37
12/18	Springfield (Mo.) AAU		W	65	40
12/20	at Camp Chaffee (Ark.)		W	58	52
12/28	vs. City College of New York @ MSG		W	39	37
12/29	at Albright College		L	40	47
01/01	vs. DePaul @ Buffalo, N.Y.		L	30	59
01/07	TCU *		W	71	50
01/08	TCU *		W	60	29
01/14	at Rice *		W	42	41




The Men's Gynnasium - Field House was the home of Arkansas basketball from the 1937-38 season until the 1954-55 season. The dedicatin games was a 53-26 win over TCU on Feb. 2, 1938.



YEAR-BY-YEAR RESULTS

01/15	at Rice *	L	41	67
01/21	SMU *	W	68	58
01/22	SMU *	W	74	49
01/27	at Oklahoma State	L	41	66
01/28	vs. Oklahoma St. @ Oklahoma City	L	15	17
01/29	at Phillips 66ers	L	42	57
02/04	at Baylor *	W	45	28
02/05	at Baylor *	W	36	34
02/11	Texas *	W	59	48
02/12	Texas *	W	54	46
02/16	at Pittsburg State	L	42	50
02/25	at Texas A&M *	W	70	35
02/26	at Texas A&M *	W	60	38
03/18	vs. Champ Chaffee (Fort Smith)	L	42	58

*Southwest Conference games



George Kok's 22 points against Oregon in 1945 helped send Arkansas to its second Final Four. He was the first Hog to score 1,000 career points and was the #2 overall pick in the draft in 1948

02/15	at Oklahoma State	L	29	53
02/16	vs. Oklahoma State @ Oklahoma City	L	31	46
02/20	Camp Robinson (Ark.)	W	64	53
02/25	at Texas A&M *	L	55	56
02/26	at Texas A&M *	W	53	43
02/22	Texas A&M *	W	71	58
02/28	at Texas *	L	44	49
03/01	at Texas *	L	46	66

*Southwest Conference games

1944-45 17-9, 9-3 (2nd) • NCAA FINAL FOUR • Coach: Eugene Lambert

Date	Opponent	UA/Opp Rank	W/L	ARK	OPP
12/07	at Pittsburg State		W	45	30
12/09	Blytheville AAB (Ark.)		W	76	45
12/16	vs. City College of New York @ MSG		W	59	47
12/19	at Westminster College (Pa.)		L	61	71

ALL-COLLEGE TOURNAMENT Oklahoma City, Okla. • Municipal Auditorium

12/27	vs. Denver	W	50	36
12/28	vs. Oklahoma	W	54	51
12/29	vs. Oklahoma State	L	34	43

01/05	Baylor *	W	94	28
01/06	Baylor *	W	90	30
01/09	Phillips 66ers	L	40	60
01/12	vs. Oklahoma State @ LR	W	41	38
01/13	vs. Oklahoma State @ El Dorado	L	40	49
01/19	at Texas *	L	40	49
01/20	at Texas *	W	74	38
01/26	at Rice *	L	46	57
01/27	at Rice *	L	56	69
02/02	at TCU *	W	37	33
02/03	at TCU *	W	60	35
02/08	Pittsburg State	W	76	45
02/16	at SMU *	W	59	52
02/17	at SMU *	W	65	49
02/23	Texas A&M *	W	80	21
02/24	Texas A&M *	W	87	36
02/28	Phillips 66ers	L	34	62

NCAA WESTERN REGIONAL - KANSAS CITY, MO. (Municipal Auditorium)

03/23	vs. Oregon	W	79	76
-------	------------	---	----	----

NCAA FINAL FOUR - KANSAS CITY, MO. (Municipal Auditorium)

03/24	vs. Oklahoma State	L	41	68
-------	--------------------	---	----	----

*Southwest Conference games

1945-46 16-7, 9-3 (2nd) Coach: Eugene Lambert

Date	Opponent	UA/Opp Rank	W/L	ARK	OPP
11/29	Camp Chaffee (Ark.)		W	76	35
12/01	Sedalia AAB (Mo.)		W	101	37
12/06	vs. Western Kentucky @ LR		W	66	46
12/07	vs. Western Kentucky @ LR		W	67	38
12/11	Memphis NATTC		W	52	47
12/15	at New York University @ MSG	L62			
12/18	at Kentucky		L	42	67
01/04	Texas *		W	55	47
01/05	Texas *		W	90	63
01/11	at Baylor *		W	49	37
01/12	at Baylor *		L	28	40
01/26	Camp Hood (Texas)		W	62	53
02/01	SMU *		W	81	53
02/02	SMU *		W	74	56
02/04	Rice *		W	62	45
02/05	Rice *		W	68	25
02/08	TCU *		L	50	53
02/09	TCU *		W	58	36

1946-47 14-10, 8-4 (T-2nd) Coach: Eugene Lambert

Date	Opponent	UA/Opp Rank	W/L	ARK	OPP
12/04	Tulsa		W	56	21
12/07	vs. Missouri St. @ Joplin, Mo.		W	62	55

BIG SIX TOURNAMENT Kansas City, Mo. • Municipal Auditorium

12/12	vs. Nebraska	W	57	46	
12/13	vs. Kansas	L	52	53	
12/14	vs. Kansas State	L	41	56	
12/17	at New York University @ MSG		L	46	67
12/21	at St. Joseph's (Pa.)		W	46	36
01/04	at Pittsburg State		L	52	53
01/10	Rice *		W	52	51
01/11	Rice *		W	66	53
01/14	at TCU *		W	54	39
01/15	at TCU *		W	63	53
01/20	University of Mexico		W	55	37
01/22	vs. Oklahoma State @ LR		L	38	42
01/24	vs. Oklahoma State @ Oklahoma City	OT	L	44	49
02/01	Central Arkansas		W	59	39
02/07	Baylor *		W	55	50
02/08	Baylor *		W	68	57
02/14	at SMU *		L	52	64
02/15	at SMU *		L	44	47
02/21	Texas A&M *		W	62	56

1947-48 16-8, 8-4 (3rd) Coach: Eugene Lambert

Date	Opponent	UA/Opp Rank	W/L	ARK	OPP
12/03	Pittsburg State		W	75	42
12/08	Culver-Stockton (Mo.)		W	68	36
12/11	at New York University @ MSG		L	62	85
12/13	at LaSalle (Pa.)		L	58	69
12/20	North Texas		W	62	49

LOS ANGELES TOURNAMENT Los Angeles, Calif. • Grand Olympic Auditorium

12/26	vs. Brigham Young		L	58	68
12/27	vs. Loyola (Calif.)		W	60	47
12/30	vs. Pepperdine		W	70	44

SAN FRANCISCO TOURNAMENT San Francisco, Calif. • Cow Palace

01/02	at San Francisco		W	74	58
01/03	vs. Stanford		L	53	60
01/09	at Texas A&M *		W	58	51
01/10	at Texas A&M *		W	57	46
01/16	SMU *		W	47	40
01/17	SMU *		W	58	57
01/21	vs. Alabama @ Memphis		W	42	35
01/22	at Arkansas State		W	76	59
02/06	at Baylor *		L	38	42
02/07	at Baylor *		L	47	55
02/13	TCU *		W	37	30
02/14	TCU *		W	47	38
02/20	Texas *		W	54	40

02/21	Texas *	L	43	54	
02/27	at Rice *	L	49	61	
02/28	at Rice *	OT	W	66	63

*Southwest Conference games

1948-49 15-11, 9-3 (T-1st) • SWC CHAMPION • • NCAA REGIONAL SEMIFINAL • • SWEET 16 • Coach: Eugene Lambert

Date	Opponent	UA/Opp Rank	W/L	ARK	OPP
11/29	at Phillips 66ers		L	40	58
12/01	Oklahoma City		W	31	29
12/04	at Oklahoma State		L	28	53
12/09	vs. Long Island University @ MSG		L	42	56
12/11	at Canisius		L	51	60
12/13	Kentucky		L	39	76
12/16	Pittsburg State		W	79	53
12/23	Oklahoma State		L	45	50
12/30	vs. Tennessee @ Memphis		W	58	55
01/05	Baylor *		L	37	41
01/08	vs. Phillips 66ers @ LR		L	32	58
01/15	at SMU *		W	54	45
01/17	at TCU *		W	41	36
01/21	Rice *		L	48	49
01/31	Texas A&M *		W	62	47
02/05	at Baylor *		W	52	46
02/07	at Texas *		W	60	54
02/12	Texas *		W	54	50
02/19	SMU *		W	47	39
02/21	TCU *		W	67	52
02/26	at Rice *		L	48	54
02/28	at Texas A&M *	A	W	61	46

DISTRICT VI PLAYOFFS Dallas, Texas • Fair Park Recreation Building

03/09	vs. Rice		W	50	34
03/10	vs. Arizona		W	65	44

NCAA WESTERN REGIONAL Kansas City, Mo. • Municipal Auditorium

03/18	vs. Oregon State		L	38	56
03/19	vs. Wyoming	nr/17	W	61	48

*Southwest Conference games

NOTE: Arkansas was ranked #20 from Mar. 1-Mar. 8

1949-50 12-12, 8-4 (T-1st) • SWC CHAMPION • Coach: Presley Askew

Date	Opponent	UA/Opp Rank	W/L	ARK	OPP
12/01	Pittsburg State		W	59	41
12/03	at Oklahoma State		L	41	43
12/09	at LSU		L	46	62
12/10	at Tulane		W	42	41
12/14	at Illinois		L	53	65
12/15	at Indiana		L	50	75
12/22	vs. Oklahoma State @ LR		L	36	44

ALL-COLLEGE TOURNAMENT Oklahoma City, Okla.

12/27	vs. Alabama		W	41	33
12/28	vs. Wyoming		L	26	40
12/29	vs. Oklahoma State		L	33	57
01/02	vs. Kentucky @ LR		L	53	57
01/04	Texas *		W	60	51
01/12	at Texas A&M *		L	35	43
01/14	at Rice *		W	60	56
01/18	SMU *		W	63	55
01/28	vs. Baylor @ LR *		L	49	60
02/03	at Texas *		W	51	37
02/04	at @Baylor *		L	42	52
02/06	vs. Pittsburgh @ LR		W	41	36
02/13	Texas A&M *		W	52	46
02/17	TCU *		W	52	43
02/21	Rice *		W	61	38
02/25	at SMU *		L	48	57
02/27	at TCU *		W	45	39

*Southwest Conference games



1950-51
13-11, 7-5 (4th)
Coach: Presley Askew

Date	Opponent	UA/Opp Rank	W/L	ARK	OPP
11/28	Arkansas Tech	13/nr	W	50	45
12/02	Tulsa	13/nr	W	59	46
12/08	at Oklahoma State	13/nr	L	53	55
12/09	at Tulsa	13/nr	L	46	48
12/14	Oklahoma State		L	33	44
12/18	at Missouri		L	32	54
12/20	vs. Ole Miss @ Memphis		W	45	35
12/21	vs. Ole Miss @ LR		L	41	45

ALL-COLLEGE TOURNAMENT
Oklahoma City, Okla.

12/27	vs. Tulsa		W	53	44
12/28	vs. Alabama		W	46	34
12/29	vs. Oklahoma State	nr/3	L	41	52
01/06	at TCU *		L	31	44
01/08	at SMU *		L	45	60
01/15	Texas *		L	42	50
01/20	Baylor *		W	69	55
02/03	at Texas A&M *		L	33	34
02/05	at Rice *		W	50	42
02/10	SMU *	OT	W	50	48
02/12	Texas A&M *	OT	W	45	38
02/15	vs. LSU @ LR		W	64	50
02/17	at Baylor *		W	55	44
02/19	at Texas *		W	40	38
02/26	TCU *		L	42	52
02/27	vs. Rice @ LR *		W	57	43

*Southwest Conference games

1952-53
10-11, 4-8 (T-5th)
Coach: Glen Rose

Date	Opponent	UA/Opp Rank	W/L	ARK	OPP
12/10	at Tulsa		L	50	69
12/13	Mississippi State		W	102	71
12/16	at Missouri		W	65	64
12/20	vs. Ole Miss @ LR		W	104	72

SWC TOURNAMENT
Dallas, Texas • Fair Park Recreation Center

12/27	vs. Arizona		W	68	51
12/29	vs. SMU		L	62	65
12/30	vs. Baylor		W	59	54
01/03	Tulsa		L	50	61
01/10	at Texas A&M *	2OT	L	48	56
01/12	at Texas *		L	57	62
01/17	Rice *		W	87	68
01/19	Baylor *		W	49	47
01/29	Pittsburg State		W	79	63
02/02	TCU *		L	46	49
02/09	at SMU *		W	71	66
02/09	at Rice *		L	45	70
02/14	Texas *		L	65	70
02/16	Texas A&M *		W	66	46
02/21	at Baylor *		L	68	74
02/23	at TCU *	OT	L	63	65
02/28	SMU *		L	74	79

*Southwest Conference games

1954-55
14-9, 8-4 (T-2nd)
Coach: Glen Rose

Date	Opponent	UA/Opp Rank	W/L	ARK	OPP
12/09	Northwestern (La.) State		L	68	74
12/08	at Oklahoma City	OT	W	81	76
12/11	at Tulsa		L	47	63
12/15	at Missouri	nr/6	L	58	77
12/17	vs. Ole Miss @ LR		W	74	64

SWC TOURNAMENT
Houston, Texas • Autry Court

12/27	vs. Rice		W	73	66
12/28	vs. Alabama		L	67	84
12/29	vs. Texas A&M		W	74	70
01/01	Tulsa		W	68	60
01/04	TCU *		L	62	67
01/08	at Texas A&M *		L	59	62
01/10	at Rice *		W	83	61
01/15	Baylor *		W	73	63
01/26	Oklahoma City		W	55	52
01/31	SMU *		W	85	74
02/05	at Texas *	OT	L	74	75
02/07	at Baylor *		W	75	72
02/12	Rice *		W	86	75
02/15	at Saint Louis		L	72	99
02/19	Texas *		W	79	74
02/22	at SMU *		L	69	83
02/26	Texas A&M *		W	73	63
03/01	at TCU *		W	110	89

*Southwest Conference games

1956-57
11-12, 5-7 (5th)
Coach: Glen Rose

Date	Opponent	UA/Opp Rank	W/L	ARK	OPP
12/01	Oklahoma		W	59	55
12/04	at Wichita State		L	47	64
12/06	at Tulsa	OT	W	77	70
12/10	Oklahoma State		L	50	59
12/15	at Missouri		L	52	72
12/17	Wichita State		W	80	67

SWC TOURNAMENT
Houston, Texas • Autry Court

12/27	vs. Texas		W	89	76
12/28	vs. Rice		W	81	70
12/29	vs. SMU	nr/7	L	60	64
01/05	at Texas A&M *		W	73	65
01/07	at Rice *		L	68	78
01/12	Baylor *		L	51	52
01/14	Texas *		W	67	66
01/26	at Kansas State		L	56	70
01/29	TCU *		W	62	58
02/02	at SMU *	nr/6	L	55	69
02/09	Texas A&M *		W	63	46
02/12	Tulsa		W	52	43
02/16	at TCU *		L	57	64
02/19	Rice *		L	69	82
02/23	at Baylor *		L	61	67
02/25	at Texas *		W	70	54
03/02	SMU *	nr/4	L	59	87

*Southwest Conference games

1951-52
10-14, 4-8 (T-6th)
Coach: Presley Askew

Date	Opponent	UA/Opp Rank	W/L	ARK	OPP
11/27	Central Missouri College		W	52	42
12/01	Phillips 66ers		L	39	74
12/07	vs. Ole Miss @ LR		W	66	58
12/08	vs. Ole Miss @ Memphis		W	68	66
12/12	at Tulsa		L	44	48
12/15	at Mississippi State		L	39	79
12/20	Missouri		W	49	43
12/22	Tulsa		L	48	66

SWC TOURNAMENT
Dallas, Texas • Fair Park Recreation Center

12/26	vs. Texas A&M		L	46	49
12/28	vs. SMU		L	40	54
12/29	vs. Baylor		W	58	44
01/05	Texas A&M *	18/27	L	42	47
01/12	at Texas *		L	51	62
01/14	at Baylor *		W	54	38
01/19	Rice *		L	46	48
01/31	Pittsburg State		W	53	37
02/02	vs. TCU @ LR *		W	56	54
02/04	SMU *		L	50	54
02/09	at Rice *		L	55	59
02/11	at Texas A&M *		W	49	40
02/19	Baylor *		L	39	44
02/23	at SMU *		L	48	57
02/25	at TCU *		L	56	68
03/01	Texas *	H	W	45	44

*Southwest Conference games

1953-54
13-9, 6-6 (T-3rd)
Coach: Glen Rose

Date	Opponent	UA/Opp Rank	W/L	ARK	OPP
12/05	at Tulsa		L	50	51
12/08	Northwestern (La.) State		W	71	62
12/12	at Washington (Mo.)		W	69	55
12/19	Missouri		W	64	63
12/22	vs. Washington (Mo.) @ LR		W	68	50

SWC TOURNAMENT
Houston, Texas

12/28	vs. TCU		W	60	50
12/29	vs. Texas	OT	L	65	66
12/30	vs. SMU		L	66	70
01/02	Tulsa		W	55	49
01/05	vs. Ole Miss @ Memphis		W	89	76
01/05	at Texas *		L	61	64
01/11	at Baylor *		L	59	63
01/16	SMU *		W	61	58
01/18	Rice *		L	55	80
02/01	Texas A&M *		W	80	55
02/06	at TCU *		W	66	59
02/08	at SMU *		L	68	92
02/13	TCU *		W	70	55
02/16	Baylor *		W	73	51
02/20	at Rice *		L	62	76
02/22	at Texas A&M *		W	67	54
02/26	Texas *		L	57	67

*Southwest Conference games

1955-56
11-12, 9-3 (2nd)
Coach: Glen Rose

Date	Opponent	UA/Opp Rank	W/L	ARK	OPP
12/01	Southeastern State		L	64	65
12/03	Tulsa		L	45	53
12/08	at Oklahoma State	OT	L	66	70
12/15	at Oklahoma		L	59	69

SWC TOURNAMENT
Houston, Texas • Autry Court

12/28	vs. SMU		L	62	67
12/29	vs. Baylor		L	63	67
12/30	vs. Texas A&M		W	80	49
01/02	Missouri		L	50	51
01/07	at Baylor *		W	85	64
01/09	at Texas *		W	70	67
01/13	Rice *		W	84	70
01/16	Texas A&M *		W	98	66
01/28	vs. Ole Miss @ Memphis		W	85	69
02/01	at TCU *		W	74	72
02/04	SMU *	nr/17	L	53	58
02/07	Baylor *		W	36	31
02/11	at Rice *		L	65	86
02/13	at Texas A&M *		W	61	52
02/18	Texas *		W	79	69
02/25	at SMU *	nr/12	L	72	80
02/28	TCU *		W	90	71
03/01	at Tulsa		L	51	55
03/06	Saint Louis	OT	L	66	68

*Southwest Conference games

1957-58
17-10, 9-5 (T-1st)
• **SWC CHAMPION** •
• **NCAA REGIONAL SEMIFINAL** •
• **SWEET 16** •
Coach: Glen Rose

Date	Opponent	UA/Opp Rank	W/L	ARK	OPP
12/02	at Oklahoma		L	52	64
12/04	New Mexico State		W	59	50
12/07	at Tulsa		W	79	61
12/13	vs. Ole Miss @ LR		W	61	58
12/16	Kansas State	nr/5	L	48	63
12/20	Missouri		W	55	45

SWC TOURNAMENT
Houston, Texas • Autry Court

12/26	vs. Texas		W	83	67
12/27	vs. Rice		L	49	50
12/28	vs. Texas Tech		W	71	67
01/04	at Texas *		W	57	55
01/06	at Baylor *		W	68	53
01/10	TCU *		W	65	49
01/13	Texas Tech *		W	58	55
01/23	Tulsa	20/nr	W	50	43
01/28	Texas A&M *	17/nr	W	67	51
02/01	at SMU *	17/nr	L	46	49
02/03	at TCU *	17/nr	W	56	46
02/08	Rice *	18/nr	L	59	63
02/11	SMU *		W	65	63
02/15	at Texas Tech *		L	48	69
02/22	at Texas A&M *		L	57	66
02/24	at Rice *		L	59	61
03/01	Baylor *		W	79	55
03/04	Texas *		W	74	60

DISTRICT VI PLAYOFF
Shreveport, La.

03/11	vs. SMU		W	61	55
-------	---------	--	---	----	----

NCAA MIDWEST REGIONAL
Lawrence, Kan. • Allen Fieldhouse

03/14	vs. Oklahoma State	nr/18	L	40	65
03/15	vs. Cincinnati	nr/3	L	62	97

*Southwest Conference games



1958-59 9-14, 6-8 (T-5th) Coach: Glen Rose

Date	Opponent	UA/Opp Rank	W/L	ARK	OPP
12/03	at Missouri	OT	L	71	74
12/06	Oklahoma		W	61	52
12/09	vs. LSU @ Shreveport		L	58	67
12/19	Tulsa		L	52	54
12/16	vs. Ole Miss @ Memphis	OT	W	83	81

SWC TOURNAMENT Houston, Texas • Autry Court

12/26	vs. SMU		L	64	65
12/28	vs. Baylor		W	60	57
12/29	vs. Texas Tech		L	62	72
01/03	Texas Tech *		W	61	57
01/07	at TCU *		L	45	52
01/10	Rice *		W	72	61
01/12	Texas A&M *		L	62	63
01/24	at Tulsa		L	54	61
01/31	at Baylor *		L	58	64
02/03	SMU *		L	50	59
02/07	at Texas *	OT	W	77	74
02/09	at Rice *		L	62	68
02/14	TCU *		L	71	76
02/17	Baylor *		W	59	53
02/21	at Texas A&M *		W	72	71
02/23	at SMU *		L	51	56
02/28	Texas *		W	63	56
03/03	at Texas Tech *		L	69	80

*Southwest Conference games

1959-60 12-11, 7-7 (T-4th) Coach: Glen Rose

Date	Opponent	UA/Opp Rank	W/L	ARK	OPP
12/04	Missouri		L	71	75
12/05	Oklahoma State		W	54	50
12/07	Tulsa		W	65	51
12/12	vs. Ole Miss @ LR		L	63	78
12/21	Centenary		W	75	55

SWC TOURNAMENT HOUSTON, TEXAS • Autry Court

12/28	vs. Baylor		W	71	66
12/29	vs. SMU		L	56	67
12/30	vs. Texas		W	68	58
01/05	TCU *		W	74	60
01/09	at Baylor *	ZOT	W	90	83
01/11	at Texas *		L	66	72
01/16	Rice *		W	74	63
01/28	at Tulsa		L	65	78
02/02	at Texas Tech *		L	79	82
02/06	SMU *	OT	L	70	72
02/09	Texas A&M *	nr/12	L	68	77
02/13	at TCU *		W	66	61
02/16	Texas Tech *		W	78	55
02/20	at Texas A&M *	nr/11	L	61	82
02/22	at Rice *		W	94	74
02/26	Texas *		L	57	71
02/29	Baylor *		W	83	74
03/02	at SMU *		L	82	93

*Southwest Conference games

1960-61 16-7, 9-5 (3rd) Coach: Glen Rose

Date	Opponent	UA/Opp Rank	W/L	ARK	OPP
12/03	at Missouri		W	84	75
12/06	at Oklahoma State	OT	L	50	59
12/08	North Texas		W	94	80
12/10	vs. Ole Miss @ Blytheville		W	77	71
12/13	at Tulsa		L	59	64
12/17	Centenary		W	71	61
12/21	vs. Alabama @ LR		W	83	76
12/22	vs. Tennessee @ LR		W	89	76
01/04	at Texas *		L	58	68
01/07	SMU *		W	76	74
01/10	at Texas A&M *		L	62	81
01/14	Rice *		W	80	55
01/26	Tulsa		W	66	58
01/31	at Baylor *		W	74	58
02/04	TCU *		W	88	75
02/07	Texas Tech *		L	66	72
02/11	at Rice *		W	84	72
02/14	Texas *		W	74	59
02/18	at Texas Tech *		L	81	87
02/22	at TCU *		W	96	76
02/24	Baylor *		W	70	48
02/27	at SMU *	OT	W	88	82
03/02	Texas A&M *		L	68	70

*Southwest Conference games

1961-62 14-10, 5-9 (6th) Coach: Glen Rose

Date	Opponent	UA/Opp Rank	W/L	ARK	OPP
12/01	at Kansas		L	74	85
12/04	Missouri		W	72	68
12/08	at North Texas		W	68	61
12/12	Oklahoma State		W	63	54
12/14	Tulsa		W	87	59
12/16	vs. Ole Miss @ LR		W	59	54
12/21	vs. LSU @ Shreveport	OT	W	84	81

POINSETTIA CLASSIC Greenville, S.C. • Memorial Auditorium

12/29	vs. Clemson		W	62	60
12/30	vs. Georgia Tech		W	72	42

01/03	Texas A&M *		W	64	59
01/06	at Texas *		L	59	73
01/09	SMU *		L	70	77
01/12	at TCU *		W	64	61
01/24	at Tulsa		W	99	77
01/30	Rice *		W	104	84
02/03	Texas Tech *		L	64	66
02/06	at Baylor *		L	60	76
02/10	TCU *		W	90	80
02/13	at Rice *		L	55	63
02/17	at Texas Tech *		L	64	76
02/20	Baylor *		W	76	75
02/23	at Texas A&M *		L	79	89
02/27	Texas *		L	60	61
03/06	at SMU *		L	81	84

*Southwest Conference games

1962-63 13-11, 8-6 (4th) Coach: Glen Rose

Date	Opponent	UA/Opp Rank	W/L	ARK	OPP
12/03	Kansas	OT	W	64	62
12/08	at Missouri		W	70	61
12/11	at Oklahoma State	OT	L	45	46
12/13	Tulsa		L	68	76
12/15	vs. Ole Miss @ Blytheville		W	90	60
12/19	vs. LSU @ LR		L	70	72

ALL-COLLEGE TOURNAMENT Oklahoma City, Okla. • Municipal Auditorium

12/27	vs. Loyola (Chicago)		L	62	81
12/28	vs. Toledo		W	58	55
12/29	vs. Creighton		W	73	61

01/03	at SMU *		W	73	71
01/05	Texas *		L	63	69
01/08	at TCU *		W	81	59
01/12	at Rice *		L	70	85
01/31	at Tulsa		L	66	68
02/02	Texas A&M *		W	66	55
02/05	at Texas Tech *	OT	L	75	80
2/09	Baylor *		W	75	65
02/12	Rice *		L	65	69
02/16	at Texas A&M *		L	78	80
02/19	Texas Tech *		W	83	78
02/23	at Baylor *		W	67	61
02/26	SMU *	OT	W	82	79
03/01	at Texas *		L	86	99
03/05	TCU *		W	104	94

*Southwest Conference games

1963-64 9-14, 6-8 (6th) Coach: Glen Rose

Date	Opponent	UA/Opp Rank	W/L	ARK	OPP
11/30	Louisiana-Lafayette		W	71	65
12/02	Missouri		L	74	76
12/04	at Kansas		L	60	73
12/09	Oklahoma State		L	65	74
12/14	at Vanderbilt		L	77	101
12/20	Lamar		W	86	80

GULF STATES CLASSIC Shreveport, La.

12/27	vs. Tennessee		L	57	77
12/28	vs. Ole Miss		W	76	68
01/04	at Texas Tech *		L	84	93
01/07	Texas *		W	58	53
01/11	at TCU *		W	66	60
01/25	at Tulsa		L	86	95
02/01	at Baylor *		W	74	70
02/04	Rice *		L	63	76
02/08	at Texas A&M *		L	64	72
02/11	SMU *		W	83	71
02/15	Baylor *		W	73	61
02/18	at Rice *		L	69	77
02/22	Texas A&M *		L	57	60
02/25	at SMU *		L	71	86
02/29	Texas Tech *		L	86	87

03/03	at Texas *		L	67	80
03/05	TCU *		W	108	77

*Southwest Conference games

1964-65 9-14, 5-9 (5th) Coach: Glen Rose

Date	Opponent	UA/Opp Rank	W/L	ARK	OPP
12/01	Kansas	nr/18	L	60	65
12/05	at Missouri		L	71	81
12/09	Oklahoma State		L	52	66
12/12	Hardin-Simmons		W	68	63
12/15	Tulsa		W	65	64

GREAT SOUTH CLASSIC Shreveport, La.

12/29	vs. Ole Miss		W	82	48
12/30	vs. VMI		L	70	72
01/05	at TCU *		W	88	70
01/09	at Texas Tech *		L	78	93
01/12	Rice *		W	79	61
01/16	at Baylor *		L	75	84
01/28	at Mississippi State		W	84	69
01/29	at Georgia Tech		L	83	93
02/03	Texas A&M *	OT	L	79	82
02/06	SMU *		L	76	84
02/09	at Texas *		L	65	81
02/13	TCU *		W	96	72
02/16	Baylor *		W	78	73
02/20	at Texas A&M *		L	77	91
02/23	vs. Texas * @ LR		L	72	74
02/27	at Rice *		W	77	64
03/02	Texas Tech *		L	80	87
03/04	at SMU *		L	75	88

*Southwest Conference games

1965-66 13-10, 7-7 (4th) Coach: Glen Rose

Date	Opponent	UA/Opp Rank	W/L	ARK	OPP
12/01	at Kansas	nr/8	L	52	81
12/04	Missouri		W	75	62
12/07	Oklahoma State		W	55	52
12/13	at Centenary		W	90	61
12/18	Texas-Arlington		W	78	64

SUN BOWL CLASSIC El Paso, Texas

12/29	vs. Iowa	nr/4	L	75	77
12/30	vs. Loyola (La.)		W	67	57
01/04	at TCU *		L	85	88
01/08	Texas Tech *		W	74	65
01/11	at Texas A&M *		L	72	75
01/15	Texas *		W	93	82
01/27	vs. Mississippi State @ LR		W	69	61
01/28	at Georgia Tech		L	75	88
02/02	SMU *		L	74	75
02/05</					



Tommy Boyer was named All-American in 1963, a year he went a school-record 18-of-18 at the free throw line versus Texas Tech. In 1962 and '63, he led the NCAA in free throw percentage at .933 and .913, respectively. His season free throw percentage of .933 and his career percentage of .895 ranks among the NCAA career leaders.

1966-67 6-17, 4-10 (T-7th) Coach: Duddy Waller

Date	Opponent	UA/Opp Rank	W/L	ARK OPP
12/01	Kansas		L	57 73
12/03	at Missouri		L	66 73
12/07	at Oklahoma State		W	51 46
12/12	Centenary		L	80 81

MEMPHIS TOURNAMENT
Memphis, Tenn. • Mid-South Coliseum

12/16	at Memphis		L	36 43
12/17	vs. Oklahoma State		L	43 50

LOS ANGELES HOLIDAY CLASSIC *Los Angeles, Calif. • Pauley Pavilion*

12/28	at Southern California		L	67 70
12/29	vs. Arizona	OT	W	65 61
12/30	vs. Michigan		L	72 82
01/03	at Texas *		L	62 71
01/07	Texas Tech *		W	70 65
01/10	at Baylor *		L	53 65
01/14	vs. Texas A&M * @ LR		W	47 46
01/17	SMU *		L	59 69
01/28	at TCU *		L	61 78
01/31	at Rice *		L	56 60
02/11	Texas *		L	61 67
02/14	at Texas A&M *		L	53 60
02/18	Rice *		W	66 63
02/21	at SMU *		L	66 69
02/25	TCU *		W	83 78
02/28	at Texas Tech *		L	59 73
03/02	Baylor *		L	55 68

*Southwest Conference games

1967-68 10-14, 7-7 (5th) Coach: Duddy Waller

Date	Opponent	UA/Opp Rank	W/L	ARK OPP
12/02	Missouri		L	52 74
12/05	Oklahoma State		L	52 61
12/09	vs. Ole Miss @ LR		W	64 62

12/11	at Centenary		W	85 65
12/19	vs. Centenary @ LR		W	90 82
12/21	at Alabama		L	65 82

ALL-COLLEGE TOURNAMENT *Oklahoma City, Okla. • State Fair Arena*

12/28	vs. Auburn		L	58 65
12/29	vs. Fordham		L	73 80
12/30	vs. Idaho State		L	75 77
01/03	Texas A&M *		W	75 70
01/06	at Rice *		L	61 73
01/09	at Baylor *		L	69 80
01/13	vs. Texas * @ LR		W	85 80
01/25	at Oklahoma City	OT	L	90 92
01/30	TCU *		W	68 67
02/03	at SMU *		W	70 68
02/06	Texas Tech *		W	61 56
02/10	at TCU *		L	75 77
02/13	at Texas Tech *		L	72 74
02/17	SMU *		L	87 95
02/20	at Texas A&M *		L	67 71
02/24	Rice *		W	78 65
02/27	Baylor *		L	64 71
03/02	at Texas *		W	74 73

*Southwest Conference games

1968-69 10-14, 4-10 (8th) Coach: Duddy Waller

Date	Opponent	UA/Opp Rank	W/L	ARK OPP
11/30	Missouri		L	59 60
12/03	at Oklahoma State		L	68 73
12/07	at Ole Miss	OT	L	61 65
12/09	at Centenary	2OT	W	64 61
12/14	Texas-Arlington		W	80 69
12/17	vs. Centenary @ LR		W	79 50
12/21	vs. Alabama @ LR		W	52 48

LITTLE ROCK CLASSIC *Little Rock, Ark. • Barton Coliseum*

12/27	vs. Texas-Arlington		W	87 78
12/28	vs. Centenary		W	56 48
01/07	at Rice *		W	67 62

01/11	Texas A&M *	L	68 73	12/19	at Centenary	W	71 61
01/13	at Texas *	L	59 67	12/21	Missouri-St. Louis	W	91 84
01/24	Oklahoma City	L	73 84	01/05	Oklahoma	L	100 115
01/28	Baylor *	L	72 74	01/07	Hardin-Simmons	OT	W 110 101
02/01	at TCU *	L	79 85	01/09	Texas *	L	79 88
02/04	Texas Tech *	W	64 53	01/12	at Texas Tech *	L	68 98
02/08	at SMU *	L	69 84	01/16	Rice *	L	82 85
02/11	TCU *	W	63 47	01/28	Washburn (Kan.)	L	75 80
02/15	vs. SMU * @ LR	L	68 76	01/30	at SMU *	L	88 90
02/18	at Texas Tech *	L	57 59	02/02	TCU *	L	87 89
02/22	Rice *	L	67 74	02/06	Texas A&M *	L	83 87
02/25	at Texas A&M *	L	66 79	02/09	at Baylor *	L	91 92
03/01	at Baylor *	L	54 66	02/13	SMU *	L	99 112
03/04	Texas *	W	69 65	02/16	at TCU *	L	86 92

*Southwest Conference games

Lineup	Name	Pts.	Rebs.
5-11	Sr. G Benton Cone	9.8	2.7
6-3	Jr. G Robert McKenzie	13.5	5.0
6-4	Jr. G/F Ricky Tanneberger	9.8	5.4
6-5	Jr. F James Eldridge	13.7	7.1
6-5	Sr. F Gary Stephens	9.6	6.7

1969-70 5-19, 3-11 (8th) Coach: Duddy Waller

Date	Opponent	UA/Opp Rank	W/L	ARK OPP
12/01	at Missouri		L	51 58
12/05	Oklahoma State		L	67 80

LIBERTY BOWL CLASSIC *Memphis, Tenn. • Mid-South Coliseum*

12/10	vs. Tulsa		L	66 74
12/11	vs. Mississippi State	OT	L	74 76
12/13	at Texas-Arlington		W	85 73

BAYOU CLASSIC *Lafayette, La. • Blackham Coliseum*

12/19	vs. Kentucky Wesleyan		L	75 76
12/20	at Louisiana-Lafayette		L	85 94
12/22	at Oklahoma		L	69 85
01/02	vs. Northwestern (La.) State @ LR	W	81 74	
01/06	Texas A&M *		L	59 64
01/10	at Texas *		L	69 75
01/21	at Oklahoma City		L	70 73
01/24	at Baylor *		L	76 110
01/27	TCU *		L	68 82
01/31	at Texas Tech *		L	48 50
02/03	Rice *		L	69 76
02/07	at SMU *		L	75 76
02/10	Baylor *	W	76 75	
02/14	SMU *	W	88 72	
02/17	at Rice *		L	78 85
02/21	vs. Texas Tech * @ LR	L	71 76	
02/24	at Texas A&M *	L	60 72	
02/28	Texas *	W	78 61	
03/03	at TCU *		L	95 97

*Southwest Conference games

Lineup	Name	Pts.	Rebs.
6-0	So. G Almer Lee	17.0	3.2
6-3	Sr. G Robert McKenzie	15.2	7.6
6-4	Sr. G/F Ricky Tanneberger	8.0	3.7
6-7	Jr. C Bobby Vint	4.3	4.5
6-5	Sr. F James Eldridge	15.2	7.3

1970-71 5-21, 1-13 (8th) Coach: Lanny Van Eman

Date	Opponent	UA/Opp Rank	W/L	ARK OPP
12/01	Missouri		OT	L 78 80
12/05	at Hardin-Simmons		L	96 112
12/07	at Oklahoma State		L	65 67
12/10	Pittsburg State		W	107 82
12/12	at Southern Illinois		L	78 99
12/14	at Iowa State		L	77 86
12/17	Mississippi State		L	67 69

02/19	at Centenary	W	71 61
12/21	Missouri-St. Louis	W	91 84
01/05	Oklahoma	L	100 115
01/07	Hardin-Simmons	OT	W 110 101
01/09	Texas *	L	79 88
01/12	at Texas Tech *	L	68 98
01/16	Rice *	L	82 85
01/28	Washburn (Kan.)	L	75 80
01/30	at SMU *	L	88 90
02/02	TCU *	L	87 89
02/06	Texas A&M *	L	83 87
02/09	at Baylor *	L	91 92
02/13	SMU *	L	99 112
02/16	at TCU *	L	86 92
02/20	at Texas *	OT	W 88 87
02/23	Texas Tech *	L	87 89
02/27	at Rice *	L	93 97
03/02	Baylor *	OT	L 110 111
03/05	at Texas A&M *	L	89 92

*Southwest Conference games

Lineup	Name	Pts.	Rebs.
6-2	Jr. G Joel Heider	3.4	2.1
6-0	Jr. G Almer Lee	19.2	3.0
6-7	Sr. C Bobby Vint	11.2	6.0
6-6	Jr. F Vernon Murphy	17.6	8.9
6-5	Jr. F Donnie Watts	14.4	5.4

1971-72 8-18, 5-9 (6th) Coach: Lanny Van Eman

Date	Opponent	UA/Opp Rank	W/L	ARK OPP
12/01	Georgia Southern		W	93 91
12/04	at Missouri		L	73 74
12/06	at Missouri-St. Louis		L	79 85
12/09	Rockhurst		W	102 72
12/11	Southern Illinois		L	92 93
12/13	Oklahoma State		W	90 76
12/22	vs. San Francisco State @ LR	OT	L	81 84
12/23	vs. Iowa State @ LR		L	93 96

GOLDEN BEEHIVE TOURNAMENT *Logan, Utah • The Spectrum*

12/27	at Utah State	OT	L	94 95
12/28	vs. Idaho State		L	73 88
12/31	at Memphis		L	77 92
01/04	at Mississippi State		L	75 79
01/15	at TCU *		L	77 95
01/22	Texas A&M *		W	100 89
01/25	at SMU *		L	71 85
01/29	at Texas *		L	93 117
02/01	Texas Tech *		L	73 76
02/05	Rice *		W	103 95
02/08	at Baylor *		L	84 93
02/12	TCU *		L	90 98
02/15	at Texas A&M *		L	85 86
02/19	SMU *		W	88 74
02/22	Texas *		L	86 92
02/26	at Texas Tech *		L	85 86
02/29	Baylor *		W	131 109
03/04	at Rice *		W	113 108

*Southwest Conference games

Lineup	Name	Pts.	Rebs.
6-2	Sr. G Joel Heider	4.7	2.3
6-4	Jr. G Martin Terry	24.3	5.4
6-8	So. C Dean Tolson	15.5	9.9
6-6	Sr. F Vernon Murphy	11.8	5.3
6-7	Jr. F Doug Campbell	6.6	5.5



1972-73 16-10, 9-5 (T-2nd) Coach: Lanny Van Eman

Date	Opponent	UA/Opp Rank	W/L	ARK	OPP
12/02	at Rockhurst		W	87	76
12/04	Missouri Western		W	85	81
12/06	Illinois State		L	67	81
12/09	at Tulane		W	87	83
12/11	Indiana State		W	80	75
12/13	Georgia State		W	70	39
12/23	vs. Memphis @ LR		L	86	87

RAZORBACK CLASSIC Little Rock, Ark. • Barton Coliseum					
12/29	vs. Cornell		L	77	78
12/30	vs. Southern Illinois		W	97	96
01/04	Centenary		L	72	80
01/06	Missouri-St. Louis		W	104	78
01/09	Tulsa		L	81	85
01/13	Texas A&M *		W	84	73
01/20	at Texas *		W	76	72
01/23	Baylor *		L	70	76
01/27	TCU *		W	90	75
01/30	at SMU *		L	94	110
02/03	Rice *		W	90	69
02/06	at Texas Tech *		L	64	73
02/10	at Texas A&M *		L	82	108
02/13	Texas *		W	86	74
02/17	at Baylor *		W	76	74
02/20	at TCU *	OT	W	96	94
02/24	SMU *		W	103	96
02/27	Texas Tech *		L	63	64
03/03	at Rice *		W	105	79

*Southwest Conference games

Lineup	Name	Pts.	Rebs.
6-2	Sr. G Jody Bass	8.5	2.4
6-2	So. G Rickey Medlock	5.6	2.0
6-4	Sr. G Martin Terry	28.3	3.7
6-8	Jr. C Dean Tolson	17.6	12.4
6-7	Sr. F Doug Campbell	10.2	7.2

1973-74 10-16, 6-8 (5th) Coach: Lanny Van Eman

Date	Opponent	UA/Opp Rank	W/L	ARK	OPP
11/30	at UCLA	nr/1	L	79	101
12/01	at Cal-Santa Barbara		L	80	109
12/03	Western Kentucky		L	100	102
12/05	Tennessee-Martin		W	80	68
12/08	Wabash		W	83	77
12/10	at Ole Miss		L	66	117
12/22	at Tulsa		L	72	95

RAZORBACK CLASSIC Little Rock, Ark. • Barton Coliseum					
12/28	vs. VMI		W	96	86
12/29	vs. Pittsburgh		L	83	91
01/03	Centenary		L	96	98
01/05	at Indiana State		L	82	92
01/08	Tulane		W	89	73
01/12	Texas Tech *	OT	L	77	80
01/19	at Rice *		L	69	77
01/22	SMU *		W	89	88
01/26	at TCU *		W	86	74
01/29	at Baylor *		L	68	94
02/02	Texas *		L	81	96
02/05	at Texas A&M *	OT	L	80	86
02/09	Rice *		W	106	81
02/12	at Texas Tech *		L	83	89
02/16	at SMU *		L	87	95
02/19	TCU *		W	109	99
02/23	Baylor *		W	92	62
02/26	at Texas *		L	82	99
03/02	Texas A&M *		W	97	86

*Southwest Conference games

Lineup	Name	Pts.	Rebs.
6-1	So. G Robert Birden	7.7	2.2
6-3	Jr. G Rickey Medlock	16.2	6.2
6-8	Sr. C Dean Tolson	22.5	13.2
6-7	So. F Jack Schulte	11.3	6.5
6-7	Sr. F Dennis White	13.6	8.7

1974-75 17-9, 11-3 (2nd) Coach: Eddie Sutton

Date	Opponent	UA/Opp Rank	W/L	ARK	OPP
11/30	Rockhurst		W	78	61
12/04	at Mississippi State		W	75	72
12/07	at Western Kentucky		L	63	74
12/09	Ole Miss		L	73	84
12/12	Hofstra		W	63	58
12/21	Tulsa		L	60	64
12/23	at Oklahoma City		L	77	79
01/04	MacMurry (Ill.)		W	100	66
01/11	at Centenary		L	72	74
01/13	Oklahoma City		W	84	75
01/15	Western Illinois		W	88	51
01/18	at Kansas State	OT	L	71	73
01/21	Texas Tech *		W	65	62
01/25	at SMU *		W	73	69
01/28	at Rice *		W	74	67
02/01	at Baylor *		L	69	73
02/04	Texas *		W	56	52
02/08	Texas A&M *	2OT	W	95	89
02/11	at TCU *		W	70	61
02/15	at Texas A&M *		L	60	62
02/18	TCU *		W	81	57
02/22	at Texas Tech *		L	55	63
02/25	Rice *		W	86	51
03/01	SMU *		W	72	50
03/04	at Texas *		W	68	56
03/08	Baylor *		W	83	64

*Southwest Conference games

Lineup	Name	Pts.	Rebs.
6-1	Jr. G Robert Birden	10.7	1.9
6-3	Sr. G Rickey Medlock	12.9	2.9
6-4	Jr. G Charles Terry	10.6	5.6
6-5	Sr. F Kent Allison	15.1	8.2
6-8	Jr. C Darryl Saulsberry	5.8	3.7

1975-76 19-9, 9-7 (4th) Coach: Eddie Sutton

Date	Opponent	UA/Opp Rank	W/L	ARK	OPP
12/03	Missouri State		W	83	57
12/06	vs. Tulane @ LR		W	67	55
12/08	at Air Force		L	58	59
12/12	Boise State		W	72	56
12/13	vs. Oklahoma @ LR		W	64	56
12/20	at Oklahoma City		W	84	63
12/30	Eastern New Mexico		W	102	55
01/03	Indiana State		W	91	71
01/05	Houston *		W	92	47
01/08	SMU *		L	81	82
01/12	at Houston *		L	71	72
01/14	at Rice *		W	80	62
01/17	TCU *		W	100	65
01/20	at Texas *		L	57	59
01/24	Texas A&M *	2OT	W	93	91
01/26	at Baylor *		L	81	84
01/28	Texas Tech *	2OT	W	92	86
01/31	at SMU *		L	76	82
02/03	at Texas Tech *		L	78	86
02/07	at Western Illinois	OT	W	75	72
02/11	Rice *		W	111	68
02/14	at TCU *		W	83	66
02/18	vs. Texas @ LR *		W	75	68
02/21	at Texas A&M *		L	69	70
02/24	Baylor *		W	86	64

SWC TOURNAMENT Fayetteville, Ark. • Barnhill Arena					
02/28	TCU		W	81	65

SWC TOURNAMENT Dallas, Texas • Moody Coliseum					
03/04	at SMU		W	74	70
03/05	vs. Texas Tech		L	63	70

*Southwest Conference games

Lineup	Name	Pts.	Rebs.
6-1	Sr. G Robert Birden	7.4	2.1
6-4	So. G Ron Brewer	11.9	3.8
6-4	Fr. G Sidney Moncrief	12.6	7.6
6-8	Sr. C Darryl Saulsberry	14.7	5.6
6-4	So. F Marvin Delph	16.3	7.0

1976-77 26-2, 16-0 (1st) • SWC CHAMPION • • SWC TOURNAMENT CHAMPION • • NCAA FIRST ROUND • Final Ranking: No. 18 (AP) Coach: Eddie Sutton

Date	Opponent	UA/Opp Rank	W/L	ARK	OPP
11/27	vs. Air Force @ LR		W	72	54
11/29	Cal-Hayward		W	89	59
12/01	at Missouri State		W	72	71
12/04	Southern Colorado		W	91	43
12/11	Oklahoma City		W	71	60
12/18	at Kansas	19/nr	W	67	63
12/20	Kansas State	19/nr	W	80	65
12/23	at Tulsa	18/nr	W	81	66
12/30	vs. Memphis @ LR	17/nr	L	62	69
01/04	at Texas Tech *	18/nr	W	41	38
01/08	Houston *	18/nr	W	81	70
01/10	Texas Tech *	18/nr	W	60	53
01/15	at Rice *	16/nr	W	72	45
01/18	TCU *	17/nr	W	62	45
01/22	at Texas *	17/nr	W	86	58
01/24	Texas A&M *	17/nr	W	72	58
01/27	at SMU *	15/nr	W	77	59
01/29	at Baylor *	15/nr	W	68	59
02/02	SMU *	14/nr	W	81	58
02/05	at Houston *	14/nr	W	82	80
02/07	at Tulane	14/nr	W	76	73

02/10	Baylor *	13/nr	W	77	57
02/12	vs. Rice * @ LR	11/nr	W	78	51
02/15	at TCU *	11/nr	W	79	64
02/19	Texas *	11/nr	W	73	61
02/22	at Texas A&M *	6/nr	W	63	62

SWC TOURNAMENT Houston, Texas • The Summit					
03/05	at Houston	7/nr	W	80	74


NCAA MIDWEST REGIONAL Norman, Okla. • Lloyd Noble Center					
03/12	vs. Wake Forest	8/nr	L	80	86

*Southwest Conference games

Lineup	Name	Pts.	Rebs.
6-4	Jr. G Ron Brewer	17.0	3.1
6-4	So. G Sidney Moncrief	15.4	8.4
6-10	Sr. C Steve Stroud	4.5	4.7
6-7	Jr. F Jim Counce	5.1	4.4
6-4	Jr. F Marvin Delph	19.7	5.5


1977-78 32-4, 14-2 (T-1st) • SWC CHAMPION • • FINAL FOUR • Final Ranking: #5 (AP)/#6 (UPI) Coach: Eddie Sutton

Date	Opponent	UA/Opp Rank	W/L	ARK	OPP	
11/26	Missouri State	7/nr	W	65	47	
11/28	vs. Mississippi State @ LR	7/nr	W	94	61	
12/01	at Hawaii	7/nr	W	79	60	
12/02	at Hawaii	7/nr	W	78	53	
12/08	Rockhurst	6/nr	W	99	63	
12/10	at Oklahoma	6/nr	W	64	53	
12/19	Hardin-Simmons	4/nr	W	86	55	
12/22	vs. Kansas @ LR	4/16	W	78	72	
12/29	at LSU	3/nr	W	67	62	
12/31	at Memphis	3/nr	W	95	70	
01/04	vs. Hofstra @ PB	3/nr	W	95	70	
01/08	Houston *	3/nr	W	84	65	
01/09	Missouri-St. Louis	3/nr	W	87	65	
01/12	at Rice *	3/nr	W	69	60	
01/14	at Texas *	3/nr	L	69	75	
01/17	Texas A&M *	6/nr	W	84	68	
01/21	vs. TCU * @ LR	6/nr	W	43	35	
01/23	at Baylor *	6/nr	OT	W	56	55



Dean Tolson averaged 22.5 points and 13.2 rebounds in 1974.





Marvin Delph, one of the famed Triplets, helped Arkansas to back-to-back Southwest Conference titles and the 1978 Final Four.

Date	Opponent	UA/Opp Rank	W/L	ARK OPP
01/25	SMU *		4/nr	W 72 65
01/28	at Texas Tech *		4/nr	W 54 49
02/01	Texas *		2/12	W 75 71
02/04	Rice *		2/nr	W 69 48
02/07	at Texas A&M *		2/nr	W 80 79
02/11	at TCU *		2/nr	W 77 57
02/13	Baylor *		2/nr	W 82 56
02/16	at SMU *		1/nr	W 86 75
02/18	at Houston *		1/nr	L 75 84
02/21	Texas Tech *		4/nr	W 58 49

SWC TOURNAMENT

Fayetteville, Ark. • Barnhill Arena

02/25	TCU		4/nr	W 84 42
-------	-----	--	------	---------

SWC TOURNAMENT

Houston, Texas • The Summit

03/02	vs. SMU		4/nr	W 94 73
03/04	at Houston		4/nr	L 69 70

NCAA WESTERN REGIONAL

Eugene, Ore. • McArthur Court

03/11	vs. Weber State		7/nr	W 73 52
-------	-----------------	--	------	---------

NCAA WESTERN REGIONAL

Albuquerque, N.M. • University Arena

03/16	vs. UCLA		5/2	W 74 70
03/18	vs. Cal State Fullerton		5/nr	W 61 58

NCAA FINAL FOUR

ST. LOUIS, MO. • The Checkerdome

03/25	vs. Kentucky		5/1	L 59 64
03/27	vs. Notre Dame		5/6	W 71 69

*Southwest Conference games

Lineup	Name	Pts.	Rebs.	Ast.
6-4 Sr. G	Ron Brewer	18.0	3.1	2.8
6-4 Jr. G	Sidney Moncrief	17.3	7.7	1.7
6-11 Jr. C	Steve Schall	9.7	5.4	1.3 Blk
6-7 Sr. F	Jim Counce	4.2	4.2	3.3
6-4 Sr. F	Marvin Delph	16.8	5.7	1.1

1978-79

25-5, 13-3 (T-1st)

- SWC CHAMPION •
 - SWC TOURNAMENT CHAMPION •
 - NCAA REGIONAL FINAL •
 - ELITE EIGHT •
- Final Ranking: #5 (AP)/#6 (UPI)**
Coach: Eddie Sutton

Date	Opponent	UA/Opp Rank	W/L	ARK OPP
12/02	Oklahoma		W	80 74
12/06	West Texas State		W	84 54
12/11	Missouri State		W	90 51
12/16	Centenary		W	77 57
12/19	vs. Ole Miss @ Memphis		W	67 66
12/23	vs. Southern Miss @ PB		W	93 79
12/30	vs. Memphis @ LR	20/nr	W	82 69
01/04	vs. North Texas @ LR	14/nr	W	96 71
01/06	at Houston *	14/nr	W	62 61
01/10	Rice *	10/nr	W	79 66
01/12	Texas *	10/nr	L	63 66
01/14	vs. North Carolina @ G'boro	10/3	L	57 63
01/17	at Texas A&M *	11/5	OT L	69 74
01/20	at TCU *	11/nr	W	90 51
01/22	Baylor *	11/nr	L	67 70
01/24	at SMU *	15/nr	W	79 67
01/27	Texas Tech *	15/nr	W	63 57
02/01	at Texas *	14/11	W	68 58
02/03	at Rice *	14/nr	W	68 50
02/06	Texas A&M *	14/11	W	60 56
02/10	TCU *	14/nr	W	108 65
02/12	at Baylor *	14/nr	W	71 62
02/14	SMU *	11/nr	W	71 55
02/17	Houston *	11/nr	W	78 58
02/20	at Texas Tech *	10/nr	W	66 65

SWC TOURNAMENT

Houston, Texas • The Summit

03/02	vs. Texas Tech		9/nr	W 93 77
03/03	vs. Texas		9/14	W 39 38

NCAA MIDWEST REGIONAL

Lawrence, Kan. • Allen Fieldhouse

03/11	vs. Weber State		7/nr	W 74 63
-------	-----------------	--	------	---------

NCAA MIDWEST REGIONAL

Cincinnati, Ohio • Riverfront Coliseum

03/15	vs. Louisville		5/13	W 73 62
03/17	vs. Indiana State		5/1	L 71 73

*Southwest Conference games

Lineup	Name	Pts.	Rebs.	Ast.
6-4 Sr. G	Sidney Moncrief	22.0	9.6	2.7
6-2 So. G	U.S. Reed	11.8	3.2	2.1
6-11 Sr. C	Steve Schall	10.8	5.9	1.0
6-9 Fr. F	Scott Hastings	8.3	4.6	1.3
6-7 Jr. F	Alan Zahn	6.6	4.7	2.3

1979-80

21-8, 13-3 (2nd)

- NCAA FIRST ROUND •
- Coach: Eddie Sutton**

Date	Opponent	UA/Opp Rank	W/L	ARK OPP
12/01	Loyola-California		W	76 66
12/03	Centenary		W	65 53
12/05	Missouri-St. Louis		W	79 50
12/08	at Centenary		W	70 62
12/15	vs. Ole Miss @ LR	20/nr	W	67 59
12/17	Oklahoma City	20/nr	W	86 68
12/20	vs. LSU @ LR	20/6	L	55 56
12/28	at Memphis	19/nr	L	67 74
12/30	vs. Kansas State @ PB	19/nr	L	57 66
01/03	SMU *		W	84 69
01/05	vs. Louisiana-Monroe @ PB		W	74 51
01/08	at TCU *		W	70 58

01/12	at Texas *		W	55 50
01/15	Baylor *		W	71 57
01/19	Houston *		W	60 57
01/22	at Texas A&M *		L	39 45
01/26	Rice *		W	73 64
01/28	at Texas Tech *	OT	W	71 69
02/02	Texas *		W	60 59
02/04	TCU *		W	74 47
02/07	at Baylor *		W	70 51
02/09	at Houston *	3OT	L	84 90
02/12	Texas A&M *		W	45 44
02/16	at Rice *		W	77 73
02/18	at SMU *		L	58 62
02/22	Texas Tech *		W	84 60

SWC TOURNAMENT

San Antonio, Texas • HemisFair Arena

02/28	vs. Texas		W	64 62
02/29	vs. Texas A&M		L	50 52

NCAA MIDWEST REGIONAL

Lincoln, Neb. • Bob Devaney Sports Center

03/06	vs. Kansas State		L	53 71
-------	------------------	--	---	-------

*Southwest Conference games

Lineup	Name	Pts.	Rebs.	Ast.
6-2 Jr. G	Keith Hilliard	4.1	1.7	2.5
6-2 Jr. G	U.S. Reed	14.0	3.7	1.4
6-5 So. G/F	Brad Friess	4.9	2.1	1.7
6-10 So. F	Scott Hastings	16.2	6.7	1.2
6-7 Sr. F/C	Alan Zahn	9.6	5.7	2.6

1980-81

24-8, 13-3 (1st)

- SWC CHAMPION •
 - NCAA REGIONAL SEMIFINAL •
 - SWEET 16 •
- Final Ranking: No. 20 (AP)**
Coach: Eddie Sutton

Date	Opponent	UA/Opp Rank	W/L	ARK OPP
11/28	vs. Missouri	20/11	W	81 73
11/29	vs. LSU	20/12	W	86 76
11/30	vs. North Carolina	20/13	L	58 64

GREAT ALASKA SHOOTOUT

Anchorage, Alaska • Buckner Fieldhouse

12/03	Missouri State	11/nr	W	98 65
12/06	at Michigan	11/nr	L	65 78
12/13	Oklahoma City	17/nr	W	76 70
12/16	Centenary	19/nr	W	78 64
12/20	vs. Eastern Kentucky @ LR	19/nr	W	80 74
12/22	vs. Southern Miss @ PB	19/nr	W	76 68
12/27	vs. Kansas State @ KC	17/nr	OT L	46 47
12/30	vs. Nebraska @ LR		W	64 52

01/03	at SMU * (Reunion Arena)		W	92 50
01/07	vs. Alaska-Anchorage @ PB		W	92 58
01/10	TCU *		W	85 51
01/12	Texas *		L	60 62
01/17	at Baylor *		L	58 67
01/19	at Houston *		L	54 57
01/24	Texas A&M *		W	52 47
01/26	at Rice *		W	57 52
01/28	Texas Tech *		W	60 35
02/03	at Texas *		W	54 48
02/07	at TCU *		W	63 48
02/10	Baylor *		W	67 50
02/14	Houston *		W	70 55
02/17	at Texas A&M *		W	65 61
02/21	Rice *		W	75 59
02/24	SMU *	18/nr	W	47 33
02/28	at Texas Tech *	18/nr	W	64 61

SWC TOURNAMENT

San Antonio, Texas • HemisFair Arena

03/06	vs. Texas		15/nr	L 73 76
-------	-----------	--	-------	---------

NCAA MIDWEST REGIONAL

Austin, Texas • Frank Erwin Center

03/12	vs. Mercer	20/nr	W	73 67
03/14	vs. Louisville	20/12	W	74 73

NCAA MIDWEST REGIONAL

New Orleans, La. • The Superdome

03/20	vs. LSU	20/4	L	56 72
-------	---------	------	---	-------

*Southwest Conference games

Lineup	Name	Pts.	Rebs.	Ast.
6-2 Sr. G	U.S. Reed	13.0	4.1	1.3
6-4 So. G	Darrell Walker	11.3	4.5	3.3
6-10 Jr. C	Scott Hastings	16.3	5.4	1.4
6-6 Jr. F	Tony Brown	4.8	2.8	2.3
6-6 Jr. F	Keith Peterson	8.4	5.2	0.8

1981-82

23-6, 12-4 (1st)

- SWC CHAMPION •
 - SWC TOURNAMENT CHAMPION •
 - NCAA FIRST ROUND •
- Final Ranking: #12 (AP) / #13 (UPI)**
Coach: Eddie Sutton

Date	Opponent	UA/Opp Rank	W/L	ARK OPP
11/28	Michigan	18/nr	W	83 72
11/30	at Texas-San Antonio	18/nr	W	71 42
12/03	vs. San Diego State @ PB	13/nr	W	85 68
12/10	Wisconsin-Parkside	11/nr	W	84 59
12/12	Centenary	11/nr	W	87 60
12/19	vs. Biscayne @ LR	9/nr	W	91 61
12/22	vs. Southern Miss @ PB	6/nr	W	63 54
12/30	vs. Kent State @ LR	5/nr	W	91 49
1/02	at Texas Tech *	5/nr	L	74 79
01/06	SMU *	11/nr	W	68 48
01/09	at Nebraska	11/nr	W	51 50
01/13	at TCU *	9/nr	W	62 59
01/16	at Texas *	9/19	L	73 87
01/19	Baylor *	15/nr	W	70 58
01/23	Houston *	15/19	W	67 66
01/26	at Texas A&M *	12/nr	W	64 63
01/29	Rice *	12/nr	W	60 54
01/31	vs. Wake Forest @ LR	12/19	L	48 49
02/06	Texas *	14/12	OT W	62 55
02/08	TCU *	14/nr	W	79 69
02/11	at Baylor *	8/nr	OT L	55 56
02/13	at Houston *	8/nr	L	53 55
02/15	Texas A&M *	8/nr	W	92 75
02/10	at Rice *			



U.S. Reed hit a halfcourt shot at the buzzer versus Louisville in the 1981 NCAA Tournament.

Date	Opponent	UA/Opp Rank	W/L	ARK OPP
01/13	at Texas A&M *	7/nr	W	66 64
01/15	at SMU *	7/nr	W	63 56
01/19	TCU *	4/nr	W	69 55
01/22	at Houston *	4/14	L	60 75
01/24	Texas *	4/nr	W	83 64
01/26	at Texas Tech *	12/nr	W	62 59
01/30	vs. Wake Forest @ G'boro	12/19	W	68 65
02/02	Rice *	9/nr	W	70 43
02/07	at Baylor *	9/nr	W	81 66
02/12	Texas A&M *	8/nr	W	62 55
02/14	SMU *	8/nr	W	71 61
02/19	at TCU *	7/nr	W	64 56
02/23	at Texas *	6/nr	W	84 67
02/26	Texas Tech *	6/nr	W	77 63
03/03	Houston *	5/1	L	66 74
03/05	at Rice *	5/nr	W	82 55

SWC TOURNAMENT
Dallas, Texas • Reunion Arena

03/10	vs. TCU	6/nr	OT	L	59 61
-------	---------	------	----	---	-------

NCAA MIDWEST REGIONAL
Tampa, Fla. • Sun Dome

03/19	vs. Purdue	9/nr	W	78 68
-------	------------	------	---	-------

NCAA MIDWEST REGIONAL
Knoxville, Tenn. • Stokely Athletic Center

03/24	vs. Louisville	9/2	L	63 65
-------	----------------	-----	---	-------

*Southwest Conference games

Lineup	Name	Pts.	Rebs.	Ast.
6-3 Jr. G	Alvin Robertson	14.2	4.9	3.6
6-5 Sr. G	John Snively	5.9	0.9	1.0
6-4 Sr. G	Darrell Walker	18.2	5.7	3.3
6-11 So. C	Joe Kleine	13.3	7.3	0.6
6-6 Jr. F	Leroy Sutton	6.4	3.9	0.8

1983-84

25-7, 14-2 (2nd)

• **NCAA FIRST ROUND** •

Final Ranking: #7 (UPI) / #8 (AP)/#13 (ESPN/USA Today)

Coach: Eddie Sutton

Date	Opponent	UA/Opp Rank	W/L	ARK OPP
------	----------	-------------	-----	---------

GREAT ALASKA SHOOTOUT

Anchorage, Alaska • George Sullivan Sports Arena

11/25	vs. Fordham	14/nr	W	62 61
11/26	vs. Oklahoma	14/20	W	84 68
11/27	vs. North Carolina State	14/nr	L	60 65
12/01	vs. Southeast Missouri State	14/nr	W	98 69
12/05	vs. East Tennessee State	14/nr	W	79 50
12/08	at Missouri State	15/nr	W	56 41
12/10	at Nebraska	15/nr	L	54 67
12/17	vs. North Texas @ PB	W	93 64	
12/21	Alabama State	W	86 80	
12/28	vs. St. Peter's @ LR	W	82 49	
12/30	vs. Austin Peay @ LR	W	68 63	
01/04	at Baylor *	W	57 50	
01/07	Texas A&M *	W	77 54	
01/12	SMU *	W	70 69	
01/14	at TCU *	W	70 62	
01/19	at Texas *	W	70 66	
01/21	Texas Tech *	W	67 57	
01/27	at Rice *	16/nr	L	62 65
01/29	at Villanova	16/nr	L	54 58
02/04	Baylor *	W	63 44	
02/08	at Texas A&M *	W	59 58	
02/11	at SMU *	W	80 71	
02/12	vs. North Carolina @ PB	nr/1	W	65 64
02/15	TCU *	14/nr	W	55 48
02/18	Texas *	14/nr	W	59 41
02/23	at Texas Tech *	11/nr	W	55 49
02/25	at Houston *	11/3	L	61 64
02/29	Rice *	12/nr	W	79 54
03/04	Houston *	12/2	W	73 68

SWC TOURNAMENT

Houston, Texas • The Summit

03/10	vs. Texas A&M	8/nr	W	49 47
03/11	vs. Houston	8/5	L	56 57

NCAA EAST REGIONAL

East Rutherford, N.J. • Meadowlands Arena

03/18	vs. Virginia	8/nr	OT	L	51 53
-------	--------------	------	----	---	-------

*Southwest Conference games

Lineup	Name	Pts.	Rebs.	Ast.
6-2 Sr. G	Ricky Norton	8.6	1.5	2.4
6-3 Sr. G	Alvin Robertson	15.5	5.5	6.0
6-11 Jr. C	Joe Kleine	18.2	9.2	0.8
6-6 Jr. F	Charles Balentine	7.7	4.2	1.6
6-6 Sr. F	Leroy Sutton	8.4	4.9	0.8

1984-85

22-13, 10-6 (2nd)

• **NCAA SECOND ROUND** •

Final Ranking: #25 (ESPN/USA Today)

Coach: Eddie Sutton

Date	Opponent	UA/Opp Rank	W/L	ARK OPP
------	----------	-------------	-----	---------

11/24	Southeastern Louisiana	16/nr	W	65 62
11/27	vs. Central Florida @ PB	17/nr	W	59 45
12/01	at Ohio State	17/nr	L	84 85
12/08	Missouri State	W	70 56	
12/14	Charleston Southern	W	74 55	
12/15	vs. Tulsa @ LR	W	70 66	
12/18	vs. Texas-San Antonio @ LR	W	74 67	
12/20	vs. Minnesota @ PB	W	56 46	
12/22	vs. Oral Roberts @ LR	W	64 57	

RAINBOW CLASSIC

Honolulu, Hawaii • Neal S. Blaisdell Center

12/26	vs. Georgia Tech	L	52 72	
12/27	vs. Iowa State	OT	W 84 79	
12/28	vs. Iowa	L	52 71	
01/02	at Texas A&M *	W	70 67	
01/05	at SMU *	nr/4	OT	L 60 63
01/09	TCU *	W	67 59	
01/12	Texas *	W	64 58	
01/16	at Texas Tech *	L	48 64	
01/19	at Houston *	L	73 78	
01/23	Rice *	W	67 56	
01/27	at Virginia	L	52 54	
01/30	at Baylor *	OT	W 64 57	
02/01	Texas A&M *	W	58 53	
02/03	at Georgetown	nr/2	L	39 56
02/06	SMU *	nr/4	W	69 66
02/09	at TCU *	OT	L 66 72	
02/14	at Texas *	W	60 51	
02/16	Texas Tech *	L	50 52	
02/20	Houston *	W	73 59	
02/24	at Rice *	L	68 71	
03/02	Baylor *	W	106 71	

SWC TOURNAMENT

Dallas, Texas • Reunion Arena

03/08	vs. Texas	W	66 46
03/09	vs. SMU	nr/13	W 68 55

03/10	vs. Texas Tech	L	64 67
-------	----------------	---	-------

NCAA WEST REGIONAL

Salt Lake City, Utah • Huntsman Center

03/14	vs. Iowa	W	63 54
03/16	vs. St. John's	nr/3	L 65 68

*Southwest Conference games

Lineup	Name	Pts.	Rebs.	Ast.
6-2 Fr. G	Allie Freeman	4.5	1.5	2.6
6-3 Fr. G	Kenny Hutchinson	3.3	1.5	2.3
6-7 So. G/F	William Mills	9.4	3.5	4.5
6-11 Sr. C	Joe Kleine	22.1	8.4	0.7
6-6 Sr. F	Charles Balentine	12.7	5.6	1.6

1985-86

12-16, 4-12 (7th)

Coach: Nolan Richardson

Date	Opponent	UA/Opp Rank	W/L	ARK OPP
------	----------	-------------	-----	---------

11/24	vs. Southern Illinois @ LR	W	86 72	
11/29	vs. Southern Univ. @ PB	W	76 75	
12/01	Missouri State	W	68 67	
12/03	vs. San Diego State @ LR	W	76 64	
12/05	Samford	W	72 51	
12/07	at Minnesota	L	64 71	
12/14	vs. Ohio State @ PB	nr/20	OT	W 79 70
12/18	vs. Alabama State @ LR	W	87 69	
12/21	at Kansas	nr/6	L	78 89
12/28	at Oral Roberts	W	54 51	
01/02	SMU *	L	66 71	
01/04	at TCU *	L	62 71	
01/08	at Texas *	L	55 59	
01/11	Texas Tech *	L	46 48	
01/15	Houston *	OT	L 85 87	
01/18	at Rice *	W	58 50	
01/25	Southern California	L	74 88	
01/27	Baylor *	OT	W 81 76	
01/29	at Texas A&M *	L	67 81	
02/01	at SMU *	L	80 90	
02/05	TCU *	2OT	L 71 73	
02/08	Texas *	L	57 61	
02/12	at Texas Tech *	OT	W 79 72	
02/15	at Houston *	L	83 93	
02/19	Rice *	W	60 59	
02/26	at Baylor *	L	64 65	
03/01	Texas A&M *	L	76 93	

SWC TOURNAMENT

DALLAS, TEXAS • Reunion Arena

03/07	vs. Texas A&M	L	51 67
-------	---------------	---	-------

*Southwest Conference games

Lineup (most starts)	Name	Pts.	Rebs.	Ast.
----------------------	------	------	-------	------

6-2 So. G	Allie Freeman	5.5	1.4	1.8
6-4 Jr. G	Mike Rattliff	13.1	4.4	1.3
6-4 So. G	Byron Irvin	9.9	2.8	1.6
6-7 Jr. G/F	William Mills	13.8	5.7	2.2
6-11 So. C	Andrew Lang	8.2	6.5	2.5



Charles Balentine and the Razorbacks were greeted by fans in Fayetteville after defeating No. 1 North Carolina on Feb. 12, 1984 in Pine Bluff.



ARKANSAS RAZORBACKS

YEAR-BY-YEAR RESULTS

1986-87

19-14, 8-8 (5th)

• NIT SECOND ROUND •

Coach: Nolan Richardson

Date	Opponent	UA/Opp Rank	W/L	ARK	OPP
11/28	vs. Grambling @ PB		W	84	65
11/29	vs. Louisiana Tech @ LR		W	90	64
12/3	vs. Ole Miss @ Memphis		W	70	56
12/06	Kansas	nr/6	W	103	86
12/10	vs. Alabama @ Birmingham	20/18	L	76	87
12/13	Morgan State	20/nr	W	106	57
12/18	Mississippi Valley State		W	98	79
12/20	vs. Virginia @ PB		L	66	78
12/22	at Missouri State		L	49	56

RAINBOW CLASSIC

Honolulu, Hawaii • Neal S. Blaisdell Center

12/28	vs. Ohio State		W	97	94
12/29	vs. Pittsburgh	nr/14	L	82	114
12/30	vs. California		W	74	58
01/03	TCU *		L	77	80
01/05	vs. North Texas @ LR	OT	W	99	96
01/08	Texas *		W	79	62
01/10	at Texas Tech *		L	73	95
01/14	Rice *		W	62	54
01/17	at Houston *		L	55	60
01/22	at Baylor *		L	62	63
01/25	Texas A&M *		W	87	69
01/27	SMU *		W	76	63
01/31	at TCU *	nr/16	L	66	73
02/04	at Texas *		L	73	78
02/07	Texas Tech *		W	93	75
02/11	Houston *		L	54	57
02/14	at Rice *		W	88	68
02/18	vs. Oral Roberts @ LR		W	95	75
02/21	Baylor *		W	71	67
02/24	at Texas A&M *	2OT	W	100	97
03/01	at SMU *		L	76	93

SWC TOURNAMENT

Dallas, Texas • Reunion Arena

03/06	vs. Texas Tech		L	59	73
-------	----------------	--	---	----	----

NATIONAL INVITATIONAL TOURNAMENT

Fayetteville, Ark. • Barnhill Arena

03/13	Arkansas State	OT	W	67	64
-------	----------------	----	---	----	----

NATIONAL INVITATIONAL TOURNAMENT

Lincoln, Neb. • Bob Devaney Sports Center

03/17	at Nebraska		L	71	78
-------	-------------	--	---	----	----

*Southwest Conference games

Lineup (most starts)	Name	Pts.	Rebs.	Ast.
6-3	So. G Keith Wilson	4.8	2.1	2.6
6-3	Jr. G/F Tim Scott	11.9	2.7	2.1
6-6	Fr. G/F Ron Huery	11.7	3.5	2.7
6-10	Jr. F/C Shawn Baker	6.5	4.2	0.5
6-11	Jr. C Andrew Lang	8.1	7.5	2.7

1987-88

21-9, 11-5 (T-2nd)

• NCAA First Round •

Coach: Nolan Richardson

Date	Opponent	UA/Opp Rank	W/L	ARK	OPP
11/27	vs. Chicago State @ PB		W	78	68
11/29	at Tulsa		L	47	68
12/03	vs. Northwestern (La.) State @ LR		W	77	55
12/05	Missouri State		W	53	47
12/09	vs. Ole Miss @ PB		W	79	40
12/12	Virginia		W	66	52
12/15	Alcorn State		W	101	55
12/19	Mississippi Valley State		W	91	71
12/23	vs. Alabama @ LR		W	80	55
12/30	at Maryland		L	61	88
01/02	vs. Coastal Carolina @ LR		W	81	59
01/06	Texas *		W	91	62
01/09	TCU *		W	96	53
01/13	at SMU *	OT	W	85	83
01/16	at Texas A&M *		L	67	74
01/20	Baylor *		W	70	62
01/27	at Rice *		W	80	61
01/30	Houston *		W	71	62



The Razorbacks celebrate winning the 1989 Southwest Conference Tournament Championship.

02/03	Texas Tech *	W	69	48
02/06	at Texas *	L	72	79
02/10	at TCU *	W	63	61
02/13	SMU *	L	63	73
02/17	Texas A&M *	W	79	58
02/20	at Baylor *	L	57	58
02/27	Rice *	W	112	87
03/03	at Houston *	L	77	82
03/06	at Texas Tech *	W	75	65

SWC TOURNAMENT

Dallas, Texas • Reunion Arena

03/11	vs. Texas A&M	W	76	64
03/12	vs. Baylor	L	73	74

NCAA SOUTHEAST REGIONAL

Cincinnati, Ohio • Riverfront Coliseum

03/18	vs. Villanova	L	74	82
-------	---------------	---	----	----

*Southwest Conference games

Lineup (most starts)	Name	Pts.	Rebs.	Ast.
6-2	Sr. G Allie Freeman	6.2	1.9	2.0
6-3	Sr. G Tim Scott	11.8	3.1	1.7
6-6	So. G/F Ron Huery	13.4	4.0	2.4
6-9	So. F/C Mario Credit	9.8	4.7	0.7
6-11	Sr. C Andrew Lang	9.3	7.3	2.6

1988-89

25-7, 13-3 (1st)

• SWC CHAMPION •

• SWC TOURNAMENT CHAMPION •

• NCAA SECOND ROUND •

Final Ranking

#17 (ESPN/USA Today)

Coach: Nolan Richardson

Date	Opponent	UA/Opp Rank	W/L	ARK	OPP
11/27	Rider		W	98	69
11/30	at Virginia		L	65	75
12/10	Maryland		W	73	68
12/13	vs. Ole Miss @ Memphis		W	74	68
12/21	vs. Texas Southern @ LR		W	97	79
12/23	vs. Sam Houston State @ LR		W	97	79
12/28	at Missouri	nr/11	L	78	83
01/02	vs. South Alabama @ PB		W	103	71
01/04	Texas Tech *		W	69	62
01/07	at Texas *		W	99	92
01/11	at TCU *		L	45	51
01/14	SMU *		W	93	73
01/16	Texas A&M *		W	75	60
01/18	vs. Florida State @ LR	nr/14	OT	L	105
01/21	at Baylor *		W	88	58
01/24	vs. Southern Utah @ PB		W	109	76
01/28	Rice *		W	81	77
02/01	at Houston *		W	88	87
02/04	at Texas Tech *		L	73	84
02/08	Texas *		W	105	82

RAZORBACK RECORDS

02/11	TCU *	W	100	60
02/15	at SMU *	W	81	68
02/18	at Texas A&M *	L	71	82
02/22	Baylor *	W	89	54
02/25	Tulsa	W	118	69
03/01	at Rice *	W	83	70
03/06	Houston *	20*/nr	W	107

SWC TOURNAMENT

Dallas, Texas • Reunion Arena

03/10	vs. Rice	20*/nr	W	108
03/11	vs. Texas A&M	20*/nr	W	94
03/12	vs. Texas	20*/nr	W	100

NCAA MIDWEST REGIONAL

Indianapolis, Ind. • Hoosier Dome

03/16	vs. Loyola-Marymount	17*/nr	W	120
3/18	vs. Louisville	17*/12	L	84

*Southwest Conference games

^ USA Today/ESPN Coaches Poll

Lineup (most starts)	Name	Pts.	Rebs.	Ast.
6-3	Sr. G Keith Wilson	13.1	4.6	4.3
6-2	Fr. G Lee Mayberry	12.9	3.2	4.2
6-4	Jr. G/F Lenzie Howell	14.6	7.0	1.5
6-7	So. F Larry Marks	6.2	4.8	0.8
6-9	Jr. C Mario Credit	11.4	4.6	0.6

1989-90

30-5, 14-2 (1st)

• SWC CHAMPION •

• SWC TOURNAMENT CHAMPION •

• NCAA FINAL FOUR •

Final Ranking: #4 (ESPN/USA Today) / #7 (AP) / #8 (UPI)

Coach: Nolan Richardson

Date	Opponent	UA/Opp Rank	W/L	ARK	OPP
11/24	vs. Samford @ PB	9/nr	W	97	67
11/26	vs. Oregon @ LR	9/nr	W	102	75
11/29	at South Alabama	11/nr	W	105	90
12/05	vs. Ole Miss @ PB	10/nr	W	90	76
12/09	U.S. International	10/nr	W	166	101
12/13	Missouri	7/4	L	88	89
12/18	Bethune-Cookman	7/nr	W	91	61
12/23	vs. VMI @ LR	10/nr	W	92	61
12/26	vs. Delaware State @ LR	11/nr	W	117	75
12/30	at UNLV	11/12	L	93	101
01/03	at Houston *	14/nr	W	82	78
01/06	at Texas Tech *	14/nr	W	92	75
01/10	Baylor *	12/nr	W	99	84
01/13	TCU *	12/nr	W	93	79
01/17	at SMU *	12/nr	W	80	61
01/20	at Texas A&M *	12/nr	W	100	84
01/22	Houston *	12/nr	W	100	89
01/25	Texas *	6/nr	W	109	100

01/27	at UAB	6/nr	W	109
01/31	at Rice *	3/nr	W	70
02/04	at Texas *	3/nr	OT	103
02/07	Texas Tech *	3/nr	W	100
02/10	at Baylor *	3/nr	L	77
02/14	at TCU *	8/nr	L	79
02/17	SMU *	8/nr	W	77
02/21	Texas A&M *	13/nr	W	114
03/03	Rice *	12/nr	W	104

SWC TOURNAMENT

Dallas, Texas • Reunion Arena

03/09	vs. SMU	9/nr	W	84
03/10	vs. Baylor	9/nr	W	115
03/11	vs. Houston	9/nr	W	96

NCAA MIDWEST REGIONAL

Austin, Texas • Frank Erwin Center

03/15	vs. Princeton	7/nr	W	68
03/17	vs. Dayton	7/nr	W	86

NCAA MIDWEST REGIONAL

Dallas, Texas • Reunion Arena

03/22	vs. North Carolina	7/nr	W	96
03/24	vs. Texas	7/nr	W	88

NCAA FINAL FOUR

Denver, Colo. • McNichols Arena

03/31	vs. Duke	7/15	L	83
-------	----------	------	---	----

*Southwest Conference games

Lineup (most starts)	Name	Pts.	Rebs.	Ast.
5-10	Jr. G Arlyn Bowers	5.5	1.8	2.4
6-2	So. G Lee Mayberry	14.5	2.9	5.2
6-7	So. G/F Todd Day	19.5	5.4	2.5
6-9	Sr. C Mario Credit	9.4	3.9	0.4
6-5	Sr. F Lenzie Howell	13.9	5	

RAZORBACK RECORDS

12/01	Kansas State	3/nr	W	112	88
12/05	vs. Louisiana Tech @ LR	3/nr	W	114	97
12/08	at Missouri	3/nr	W	95	82
12/11	South Alabama	2/nr	W	101	91
12/22	at Oregon	2/nr	W	71	68
12/29	vs. Jackson State @ LR	2/nr	W	126	88
12/31	vs. Louisiana-Monroe @ PB	2/nr	W	114	92
01/02	at Rice *	2/nr	W	86	62
01/06	Houston *	2/nr	W	95	79
01/10	Texas *	2/nr	W	101	89
01/12	at Texas Tech *	2/nr	W	113	86
01/15	at TCU *	2/nr	W	93	73
01/19	SMU *	2/nr	W	98	70
01/21	at Florida State	2/nr	W	109	92
01/23	Texas A&M *	2/nr	W	113	88
01/26	at Baylor *	2/nr	W	73	68
01/30	UAB	2/nr	W	104	72
02/02	Rice *	2/nr	W	100	87
02/07	at Houston *	2/nr	W	81	74
02/10	UNLV	2/f	L	105	112
02/13	Texas Tech *	3/nr	W	87	69
02/16	TCU *	3/nr	W	97	61
02/20	at SMU *	3/nr	W	79	70
02/23	at Texas A&M *	3/nr	W	111	72
02/26	Baylor *	3/nr	W	106	74
03/03	at Texas *	3/23	L	86	99

SWC TOURNAMENT
Dallas, Texas • Reunion Arena

03/08	vs. Texas A&M	5/nr	W	108	61
03/09	vs. Rice	5/nr	W	109	80
03/10	vs. Texas	5/23	W	120	89

NCAA SOUTHEAST REGIONAL
Atlanta, Ga. • The Omni

03/15	vs. Georgia State	2/nr	W	117	76
03/17	vs. Arizona State	2/nr	W	97	90

NCAA SOUTHEAST REGIONAL
Charlotte, N.C. • Charlotte Coliseum

03/21	vs. Alabama	2/19	W	93	70
03/23	vs. Kansas	2/12	L	81	93

*Southwest Conference games

Lineup (most starts)	Name	Pts.	Rebs.	Ast.
5-10 Sr. G	Arlyn Bowers	11.1	1.9	3.2
6-2 Jr. G	Lee Mayberry	13.2	3.4	5.5
6-8 Jr. G/F	Todd Day	20.7	5.3	2.9
6-8 Jr. F/C	Isaiah Morris	7.5	4.1	0.8
6-9 Jr. C	Oliver Miller	15.5	7.7	2.9 Blk

1991-92
26-8, 13-3 (1st)
• SEC CHAMPION •
• NCAA SECOND ROUND •
Final Ranking: #8 (UPI) / #9 (AP) / #10 (ESPN/USA Today)
Coach: Nolan Richardson

Date	Opponent	UA/Opp Rank	W/L	ARK	OPP
MAUI CLASSIC Maui, Hawaii • Lahaina Civic Center					
11/25	vs. Minnesota	2/nr	W	92	83
11/26	vs. Chaminade	2/nr	W	99	84
11/27	vs. Michigan State	2/nr	L	71	86
12/02	vs. Alabama State @ PB	11/nr	W	96	80
12/04	Bethune-Cookman	11/nr	W	128	46
12/07	Missouri	11/nr	L	76	87
12/10	at Kansas State	19/nr	W	70	59
12/19	vs. Montevallo @ LR	19/nr	W	91	70
12/21	Arizona	19/2	W	65	59
12/23	at Tulsa	15/nr	W	74	64
12/28	vs. Jackson State @ LR	15/nr	W	89	66
12/30	at South Alabama	16/nr	W	101	82
01/02	vs. Quincy College @ PB	16/nr	W	123	60
01/04	Auburn *	16/nr	W	110	92
01/08	at Alabama *	13/16	L	63	65
01/11	at LSU *	13/nr	W	101	90
01/15	Mississippi State *	12/nr	W	99	78
01/18	at Ole Miss *	12/nr	W	114	93
01/22	Florida *	9/nr	W	75	62
01/25	at Kentucky *	9/8	W	105	88
02/05	at Tennessee *	5/nr	L	81	83
02/08	at Memphis	5/nr	L	88	92
02/12	Vanderbilt *	11/nr	W	91	71

ARKANSAS RAZORBACKS

YEAR-BY-YEAR RESULTS

02/15	South Carolina *	11/nr	W	89	73
02/18	at Georgia *	10/nr	L	78	87
02/22	Alabama *	10/14	W	90	87
02/26	at Auburn *	9/nr	W	82	74
02/29	at Mississippi State *	9/nr	W	84	76
03/03	LSU *	7/23	OT W	106	92
03/07	Ole Miss *	7/nr	W	100	83

SEC TOURNAMENT
Birmingham, Ala. • Birmingham-Jefferson Civic Center

03/13	vs. Georgia	6/nr	W	73	60
03/14	vs. Alabama	6/17	L	89	90

NCAA MIDWEST REGIONAL
Milwaukee, Wis. • Bradley Center

03/19	vs. Murray State	9/nr	W	80	69
03/21	vs. Memphis	9/nr	L	80	82

*Southeastern Conference games

Lineup (most starts)	Name	Pts.	Rebs.	Ast.
6-2 Sr. G	Lee Mayberry	15.2	2.3	5.9
6-1 Jr. G	Robert Shepherd	6.7	2.5	2.4
6-9 Sr. G/F	Todd Day	22.7	7.0	3.2
6-9 Sr. C	Oliver Miller	13.5	7.7	3.0
6-8 Sr. F	Isaiah Morris	10.2	5.0	1.1

1992-93
22-9, 10-6 (3rd)
• NCAA REGIONAL SEMIFINAL •
• SWEET 16 •
Final Ranking: #10 (ESPN/USA Today) / #12 (AP & UPI)
Coach: Nolan Richardson

Date	Opponent	UA/Opp Rank	W/L	ARK	OPP
12/02	Memphis	nr/8	W	81	76
12/03	Tennessee-Martin		W	90	72
12/06	at Arizona	nr/9	W	86	80
12/17	vs. Southeast Missouri St. @ PB	12/nr	W	96	72
12/19	at Missouri	12/nr	W	73	68
12/21	vs. Jackson State @ PB	10/nr	W	123	76
12/23	Tulsa	10/nr	W	101	87
12/28	vs. Coastal Carolina @ LR	9/nr	W	93	74

12/30	vs. Louisiana-Monroe @ LR	9/nr	L	78	87
01/04	at SMU	13/nr	W	72	53
01/06	Ole Miss *	13/nr	W	90	78
01/09	at South Carolina *	13/nr	W	86	76
01/12	Alabama *	9/nr	W	74	66
01/20	at Vanderbilt *	8/19	L	89	102
01/23	Auburn *	8/nr	L	89	100
01/27	at Mississippi State *	16/nr	OT L	76	80
01/30	Georgia *	16/nr	W	97	79
02/02	at LSU *	17/nr	W	91	79
02/06	at Florida *	17/nr	W	74	66
02/10	Kentucky *	14/2	W	101	94
02/13	at Alabama *	14/nr	L	82	93
02/16	Tennessee *	13/nr	L	91	101
02/20	Mississippi State *	13/nr	W	115	58
02/27	at Ole Miss *	15/nr	W	85	63
03/03	LSU *	13/nr	W	88	75
03/06	at Auburn *	13/nr	L	80	81

SEC TOURNAMENT
Lexington, Ky. • Rupp Arena

03/12	vs. Georgia	14/nr	W	65	60
03/13	at Kentucky	14/4	L	81	92

NCAA EAST REGIONAL
Winston-Salem, N.C. • Joel Veterans Memorial Coliseum

03/18	vs. Holy Cross	14/nr	W	94	64
03/20	vs. St. John's	14/nr	W	80	74

NCAA EAST REGIONAL
East Rutherford, N.J. • Meadowlands Arena

03/26	vs. North Carolina	14/4	L	74	80
-------	--------------------	------	---	----	----

*Southeastern Conference games

Lineup (most starts)	Name	Pts.	Rebs.	Ast.
6-2 So. G	Corey Beck	7.0	3.8	3.6
6-1 Sr. G	Robert Shepherd	11.3	3.5	2.8 Stl
6-9 So. C	Dwight Stewart	6.9	3.6	0.7
6-5 Sr. F	Darrell Hawkins	13.3	4.5	2.6
6-5 Fr. F	Scotty Thurman	17.4	4.4	2.2




The final game at Barnhill Arena (March 3, 1993) featured the Razorbacks against a Shaquille O'Neal led LSU team. No. 13 Arkansas defeated the Tigers, 88-75.



ARKANSAS RAZORBACKS

YEAR-BY-YEAR RESULTS



Corliss Williamson was the Most Outstanding Player of the 1994 NCAA Final Four after averaging 26 points and 10.5 rebounds over the two wins.

1993-94
31-3, 14-2 (1st)
 • SEC CHAMPION •
 • NCAA FINAL FOUR •
• NCAA NATIONAL CHAMPION •
Final Ranking: #1 (ESPN/USA Today & UPI) / #2 (AP)
Coach: Nolan Richardson

Date	Opponent	UA/Opp Rank	W/L	ARK OPP
11/29	Murray State %	2/nr	W	93 67
12/02	Missouri *	2/nr	W	120 68
12/04	Northwestern (La.) State	2/nr	W	111 76
12/08	at Memphis	1/nr	W	96 78
12/11	Delaware State	1/nr	W	123 66
12/18	Jackson State	1/nr	W	96 80
12/23	at Tulsa	1/nr	OT W	93 91
12/28	Texas Southern	1/nr	W	129 63
01/03	SMU	1/nr	W	96 70
01/05	Ole Miss *	1/nr	W	87 61
01/08	at Alabama *	1/nr	L	64 66
01/11	LSU *	4/nr	W	84 83
01/15	at Auburn *	4/nr	W	117 105
01/19	at Mississippi State *	3/nr	L	71 72
01/22	South Carolina *	3/nr	W	79 53
01/29	at Tennessee *	5/nr	W	65 64
02/01	Vanderbilt *	6/nr	W	89 76
02/05	Montevallo	6/nr	W	131 63
02/09	at Kentucky *	3/4	W	90 82
02/12	Florida *	3/20	W	99 87
02/16	Alabama *	1/nr	W	102 81
02/19	at Ole Miss *	1/nr	W	90 73
02/22	at Georgia *	1/nr	W	74 65
02/26	Auburn *	1/nr	W	91 81
03/02	at LSU *	1/nr	OT W	108 105
03/05	Mississippi State *	1/nr	W	80 62

SEC TOURNAMENT				
Memphis, Tenn. • The Pyramid				
03/11	vs. Georgia	1/nr	W	95 83
03/12	vs. Kentucky	1/10	L	78 90
NCAA MIDWEST REGIONAL				
Oklahoma City, Okla. • Myriad Convention Center				
03/18	vs. North Carolina A&T	2/nr	W	94 79
03/20	vs. Georgetown	2/nr	W	85 73
NCAA MIDWEST REGIONAL				
Dallas, Texas • Reunion Arena				
03/25	vs. Tulsa	2/nr	W	103 84
03/27	vs. Michigan	2/11	W	76 68
NCAA FINAL FOUR				
Charlotte, N.C. • Charlotte Coliseum				
04/2	vs. Arizona	2/9	W	91 82
04/4	vs. Duke	2/6	W	76 72

*Southeastern Conference games
 % First game in Bud Walton Arena
 ^ Bud Walton Arena Dedication Game

Lineup (most starts)	Name	Pts.	Rebs.	Ast.
6-2 Jr. G	Corey Beck	8.8	3.9	5.0
6-4 Jr. G	Clint McDaniel	8.1	2.8	
6-9 Jr. C	Dwight Stewart	8.0	5.0	
6-6 So. F	Scotty Thurman	15.9	4.5	
6-7 So. F	Corliss Williamson	20.4	7.7	

1994-95
32-7, 12-4 (T-1st West)
 • SEC WESTERN DIVISION CHAMPION •
 • NCAA FINAL FOUR •
 • NCAA NATIONAL RUNNER-UP •
Final Ranking: #2 (ESPN/USA Today) / #6 (AP & UPI)
Coach: Nolan Richardson

Date	Opponent	UA/Opp Rank	W/L	ARK OPP
TIPOFF CLASSIC • SPRINGFIELD, MASS.				
11/25	vs. Massachusetts	1/3	L	80 104
BCA CLASSIC • MEMPHIS, TENN.				
11/27	vs. Georgetown	1/14	W	97 79
11/30	Jackson State	4/nr	W	103 87
12/03	at Missouri	4/nr	W	94 71
12/06	Centenary	3/nr	W	121 94
12/08	at SMU	3/nr	W	78 66
12/10	Murray State	3/nr	W	94 69
12/21	Florida A&M	3/nr	W	97 57
12/23	Tulsa	3/nr	W	82 63
RAINBOW CLASSIC • HONOLULU, HAWAII				
12/28	vs. Oklahoma	3/nr	W	86 84
12/29	vs. Cincinnati	3/20	W	84 75
12/30	vs. Iowa	3/nr	W	101 92
01/04	at Ole Miss *	3/nr	L	71 76
01/07	Tennessee *	3/nr	W	97 79
01/11	Mississippi State *	5/nr	W	79 74
01/14	at Auburn *	5/nr	L	90 104
01/18	Georgia *	9/nr	W	84 82
01/21	at South Carolina *	9/nr	W	88 73
01/24	Alabama *	9/nr	L	70 88
01/29	Kentucky *	9/5	W	94 92
01/31	LSU *	8/nr	W	105 81
02/04	at Mississippi State *	8/nr	L	62 83
02/09	Memphis	12/nr	W	88 87
02/11	at Vanderbilt *	12/nr	OT W	97 94
02/15	at Alabama *	10/18	W	86 80
02/18	Ole Miss *	10/nr	W	85 70
02/22	at LSU *	8/nr	W	92 90
02/25	Montevallo	8/nr	W	122 64
02/28	at Florida *	7/nr	W	94 85
03/04	Auburn *	7/nr	W	68 66

SEC TOURNAMENT				
Atlanta, Ga. • Georgia Dome				
03/10	vs. Vanderbilt	5/nr	W	73 72
03/11	vs. Alabama	5/20	W	69 58
03/12	vs. Kentucky	5/3	OT L	93 95
NCAA MIDWEST REGIONAL				
Austin, Texas • Frank Erwin Center				
03/17	vs. Texas Southern	6/nr	W	79 78
03/19	vs. Syracuse	6/25	OT W	96 94

NCAA MIDWEST REGIONAL				
Kansas City, Mo. • Kemper Arena				
03/24	vs. Memphis	6/nr	OT W	96 91
03/26	vs. Virginia	6/13	W	68 61
NCAA FINAL FOUR				
Seattle, Wash. • The Kingdome				
04/1	vs. North Carolina	6/4	W	75 68
04/3	vs. UCLA	6/1	L	78 89

*Southeastern Conference games

Lineup (most starts)	Name	Pts.	Rebs.	Ast.
6-2 Sr. G	Corey Beck	7.9	4.8	5.3
6-4 Sr. G	Clint McDaniel	11.5	3.1	
6-6 Jr. F	Scotty Thurman	15.4	3.9	
6-7 Jr. F	Corliss Williamson	19.7	7.5	
6-9 Sr. C	Dwight Stewart (tie)	7.3	4.7	
6-8 Sr. F	Elmer Martin (tie)	1.8	1.9	

RAZORBACK RECORDS

1995-96
20-13, 9-7 (T-2nd West)
 • NCAA REGIONAL SEMIFINAL •
 • SWEET 16 •
Final Ranking: #18 (ESPN/USA Today)
Coach: Nolan Richardson

Date	Opponent	UA/Opp Rank	W/L	ARK OPP
PRESEASON NIT				
Fayetteville, Ark. • Bud Walton Arena				
11/15	Louisiana-Monroe	16/nr	W	75 67
11/17	Arizona	16/nr	L	73 83
GREAT EIGHT TOURNAMENT				
Auburn Hills, Mich. • Palace of Auburn Hills				
11/28	vs. Michigan State	25/nr	L	72 75
11/30	North Carolina A&T		W	103 49
12/02	Alcorn State		W	116 75
12/05	Missouri	nr/11	W	104 93
12/09	Cincinnati	nr/17	L	67 82
12/21	SMU		W	73 46
12/23	Tennessee State		W	86 67
12/30	Jackson State		W	86 77
01/03	Florida *		W	75 60
01/06	at Auburn *		L	76 101
01/10	at Ole Miss *		W	63 62
01/13	Vanderbilt *		L	73 80
01/18	at Memphis	nr/9	L	72 94
01/20	Mississippi State *	nr/21	W	80 68
01/23	at Alabama *		W	71 63
01/27	Oral Roberts		W	66 65
01/30	LSU *		W	76 68
02/03	South Carolina *		W	81 69
02/06	at Mississippi State *		L	63 78
02/11	at Kentucky *	nr/2	L	73 88
02/14	Ole Miss *		W	79 73
02/17	Auburn *		W	87 77
02/21	at Tennessee *		L	59 66
02/25	at Georgia *		L	59 71
02/28	Alabama *		L	89 99
03/02	at LSU *		W	94 79

SEC TOURNAMENT				
New Orleans, La. • The Superdome				
03/08	vs. South Carolina		W	80 58
03/09	vs. Kentucky	nr/1	L	75 95

NCAA EAST REGIONAL				
Providence, R.I. • Providence Civic Center				
03/14	vs. Penn State	nr/18	W	86 80
03/16	vs. Marquette	nr/20	W	65 56

NCAA EAST REGIONAL				
Atlanta, Ga. • Georgia Dome				
03/21	vs. Massachusetts	nr/1	L	63 79

*Southeastern Conference games

Lineup (most starts)	Name	Pts.	Rebs.	Ast.
6-2 Fr. G	Pat Bradley	10.2	2.0	
5-11 Fr. G	Kareem Reid	12.9	3.1	6.6
6-11 Jr. C	Darnell Robinson	12.7	7.0	
6-11 Jr. C	Lee Wilson	6.3	4.4	
6-8 Fr. F	Derek Hood	7.5	6.1	

1996-97
18-14, 8-8 (2nd West)
NIT FINAL FOUR
Coach: Nolan Richardson

Date	Opponent	UA/Opp Rank	W/L	ARK OPP
11/22	Jackson State	16/nr	W	127 74
11/27	at Oral Roberts	16/nr	L	81 86
11/30	San Francisco	16/nr	W	77 63
12/07	at Missouri	22/nr	W	80 76
12/10	Troy	20/nr	W	137 70
12/19	McNeese State	19/nr	W	95 68
12/21	Louisville	19/18	OT L	88 91
12/28	Southern Utah	22/nr	W	92 52
01/02	Ole Miss *		L	74 91
01/05	at Florida *		L	62 75
01/08	at Auburn *		W	56 55
01/11	LSU *		W	82 57
01/15	at Alabama *		W	72 68
01/18	at Cincinnati	nr/4	L	57 92



RAZORBACK RECORDS

01/21	Mississippi State *	W	98	64
01/26	Kentucky *	nr/3	L	73 83
01/29	at Ole Miss *	L	52	71
02/01	Memphis	W	79	63
02/05	Tennessee *	W	77	54
02/08	at Vanderbilt *	OT L	83	87
02/11	Auburn *	W	75	42
02/15	Georgia *	W	79	74
02/18	at South Carolina *	nr/9	L	65 78
02/23	at Mississippi State *	L	77	93
02/26	Alabama *	W	73	53
03/01	at LSU *	L	64	66

SEC TOURNAMENT Memphis, Tenn. • The Pyramid

03/07	vs. Georgia	nr/24	L	63	65
-------	-------------	-------	---	----	----

CHASE NIT

Fayetteville, Ark. • Bud Walton Arena

03/12	Northern Arizona	W	101	75
03/17	Pittsburgh	W	76	71
03/19	UNLV	W	86	73

CHASE NIT FINAL FOUR

New York, N.Y. • Madison Square Garden

03/25	vs. Michigan	L	62	77
03/27	vs. Connecticut	L	64	74

*Southeastern Conference games

Lineup (most starts)	Name	Pts.	Rebs.	Ast.
6-5	Fr. G	Glendon Alexander	9.6	2.6
6-2	So. G	Pat Bradley	14.4	2.3
5-10	So. G	Kareem Reid	9.8	2.7
6-11	Sr. C	Lee Wilson	7.2	4.2
6-8	So. F	Derek Hood	9.7	8.0

1997-98

24-9, 11-5 (2nd West)

• NCAA SECOND ROUND •

Final Ranking: #17 (AP) /

#22 (ESPN/USA Today)

Coach: Nolan Richardson

Date	Opponent	UA/Opp Rank	W/L	ARK OPP
11/16	Northeastern Illinois	W	114	56
11/21	Jackson State	W	97	71
11/25	Oral Roberts	W	81	75

PREMIER CLASSIC

Phoenix, Ariz. • America West Arena

11/29	vs. Fresno State	nr/12	W	70	69
12/02	Bethune-Cookman	18/nr	W	108	42
12/06	Missouri	18/nr	W	75	46
12/09	at Louisville	15/nr	W	100	83
12/18	Centenary	13/nr	W	61	48

PUERTO RICO CLASSIC

San Juan, P.R. • Eugenio Guerra Sports Complex

12/24	at American U-Puerto Rico	12/nr	L	59	64
12/25	vs. Murray State	12/nr	L	83	94
12/26	vs. Saint Louis	12/nr	W	78	70
12/31	Alabama State	23/nr	W	103	48
01/04	LSU *	23/nr	W	62	59
01/07	Mississippi State *	22/nr	W	83	70
01/10	at Memphis	22/nr	W	75	72
01/14	Florida *	22/nr	W	89	84
01/17	at Kentucky *	22/6	OT L	77	80
01/21	at Auburn *	18/nr	W	79	65
01/24	Alabama *	18/nr	W	77	70
01/28	at LSU *	15/nr	W	85	68
01/31	at Mississippi State *	15/nr	W	76	73
02/05	Ole Miss *	14/17	W	100	87
02/07	Vanderbilt *	14/nr	W	93	83
02/10	at Georgia *	12/nr	L	70	86
02/14	at Tennessee *	12/nr	L	71	74
02/18	South Carolina *	16/13	W	96	88
02/21	Auburn *	16/nr	W	107	83
02/25	at Ole Miss *	12/13	L	65	81
02/28	at Alabama *	12/nr	L	63	65

SEC TOURNAMENT

Atlanta, Ga. • Georgia Dome

03/06	vs. Tennessee	16/nr	W	102	96
03/07	vs. Kentucky	16/7	L	74	99

NCAA WEST REGIONAL

Boise, Idaho • Boise State Pavilion

03/12	vs. Nebraska	17/nr	W	74	65
03/14	vs. Utah	17/7	L	69	75

*Southeastern Conference games

Lineup (most starts)	Name	Pts.	Rebs.	Ast.
5-10	Jr. G	Kareem Reid	11.9	2.1
6-9	Sr. F	Nick Davis	10.4	9.8
6-8	Jr. F	Derek Hood	8.4	6.1
6-7	Sr. F	Landis Williams	7.4	3.3

1998-99

23-11, 9-7 (2nd West)

• NCAA SECOND ROUND •

Final Ranking: #17 (AP) /

#25 (ESPN/USA Today)

Coach: Nolan Richardson

Date	Opponent	UA/Opp Rank	W/L	ARK OPP	
11/15	Jackson State	19/nr	W	83	72
11/17	Alabama State	19/nr	W	73	43

TOP OF THE WORLD CLASSIC

Fairbanks, Alaska • Carlson Center

11/20	vs. Virginia	19/nr	W	85	83
11/21	vs. New Mexico State	19/nr	W	66	60
11/22	vs. Villanova	19/nr	L	63	76
11/28	Louisiana-Monroe	21/nr	W	92	70
12/05	at Oklahoma	19/nr	L	57	87
12/07	Western Carolina	19/nr	W	90	54
12/16	Southeastern Louisiana	20/nr	W	95	57
12/19	Memphis	20/nr	W	99	74
12/23	at Wake Forest	19/nr	W	75	59
12/30	North Texas	20/nr	W	100	77
01/02	at LSU *	20/nr	W	80	75
01/06	at Auburn *	18/14	L	66	83
01/09	Ole Miss *	18/nr	L	65	76
01/13	at Mississippi State *	24/nr	W	61	59
01/16	Georgia *	24/nr	W	82	79
01/20	Alabama *	22/nr	L	60	67
01/23	Providence	22/nr	W	118	79
01/27	LSU *	21/nr	W	86	64
01/30	at Ole Miss *	21/nr	L	81	89
02/02	Tennessee *	23/nr	W	69	52
02/06	at Vanderbilt *	23/nr	L	69	73
02/10	at South Carolina *	W	72	66	
02/13	Mississippi State *	W	82	62	
02/16	at Florida *	nr/23	L	61	74
02/20	Kentucky *	nr/6	W	74	70
02/24	Auburn *	nr/2	W	104	88
02/27	at Alabama *	L	79	84	

SEC TOURNAMENT

Atlanta, Ga. • Georgia Dome

03/05	vs. Florida	22/21	W	75	74
03/06	vs. Mississippi State	22/nr	OT W	84	79
03/07	vs. Kentucky	22/14	L	63	76

NCAA WEST REGIONAL

Denver, Colo. • McNichols Arena

03/11	vs. Siena	17/nr	W	94	80
03/13	vs. Iowa	17/21	L	72	82

*Southeastern Conference games

Lineup (most starts)	Name	Pts.	Rebs.	Ast.
6-2	Sr. G	Pat Bradley	14.1	2.5
5-11	Sr. G	Kareem Reid	10.4	2.5
6-5	Jr. G	Chris Walker (tie)	7.1	3.9
6-8	Sr. F	Derek Hood	12.4	10.3
6-8	Fr. F	Chris Jefferies	7.7	3.9
7-0	So. C	Jason Jennings (tie)	4.3	2.7

1999-00

19-15, 7-9 (3rd West)

• SEC TOURNAMENT CHAMPION •

• NCAA FIRST ROUND •

Coach: Nolan Richardson

Date	Opponent	UA/Opp Rank	W/L	ARK OPP
11/22	Texas-Arlington	OT W	102	95

BIG ISLAND INVITATIONAL

Hilo, Hawaii • Atok-Chinen Civic Auditorium

11/26	vs. Mercer	W	71	54
11/27	vs. Iowa State	L	71	77
11/28	vs. Santa Clara	W	79	60
12/04	Jackson State	W	98	60
12/07	Oklahoma	L	52	66
12/15	vs. Texas-Pan American @ NLR	W	70	56
12/18	Mercer	W	85	60

ARKANSAS RAZORBACKS

YEAR-BY-YEAR RESULTS



Joe Johnson was named the SEC Newcomer of the Year in 2000 and went on to lead Arkansas to back-to-back NCAA Tournament appearances.

12/20	Wake Forest	nr/25	L	64	70
12/23	at Providence	L	81	87	
12/28	Alcorn State	W	102	59	
12/30	vs. Centenary @ NLR	W	73	55	
01/03	at Memphis	L	71	76	
01/05	Ole Miss *	W	71	64	
01/08	South Carolina *	L	65	76	
01/12	at Georgia *	W	74	54	
01/19	at Alabama *	L	64	73	
01/22	Mississippi State *	W	83	73	
01/26	at LSU *	L	75	96	
02/02	at Ole Miss *	L	82	87	
02/05	at Auburn *	nr/10	L	55	73
02/09	Alabama *	W	81	66	
02/12	at Mississippi State *	W	87	81	
02/15	Florida *	nr/11	L	71	80
02/19	LSU *	nr/16	L	67	78
02/23	Vanderbilt *	nr/24	W	78	63
02/26	at Kentucky *	nr/18	L	55	60
03/01	at Tennessee *	nr/11	L	66	73
03/05	Auburn *	nr/19	W	64	55

SEC TOURNAMENT

Atlanta, Ga. • Georgia Dome

03/09	vs. Georgia	W	71	64	
03/10	vs. Kentucky	nr/16	W	86	72
03/11	vs. LSU	nr/10	W	69	67
03/12	vs. Auburn	W	75	67	

NCAA SOUTH REGIONAL

Nashville, Tenn. • Gaylord Entertainment Center

03/17	vs. Miami (Fla.)	nr/23	L	71	75
-------	------------------	-------	---	----	----

*Southeastern Conference games

Lineup (most starts)	Name	Pts.	Rebs.	Ast.
6-1	So. G	Brandon Dean	8.5	2.0
6-4	So. G	Teddy Gipson (tie)	8.7	2.5
6-5	Sr. G	Chris Walker	10.8	4.5
6-8	Fr. G/F	Joe Johnson	16.0	5.7
6-7	Fr. F	Alonzo Lane	7.9	4.1
6-8	Fr. F	Carl Baker	4.4	4.2

2000-01

20-11, 10-6 (2nd West)

• NCAA First Round •

Coach: Nolan Richardson

Date	Opponent	UA/Opp Rank	W/L	ARK OPP	
11/17	Tennessee State	15/nr	W	90	68
11/18	Southern Miss	15/nr	L	54	63
11/22	Jackson State	24/nr	W	107	78
11/25	Louisiana-Monroe	24/nr	W	99	59
11/28	Centenary	25/nr	W	88	57
12/02	Memphis	25/nr	W	74	68
12/05	North Texas	21/nr	W	97	77
12/09	vs. Oklahoma State @ Tulsa	21/nr	L	73	74
12/20	Northwestern (La.) State	25/nr	W	115	47
12/23	at Oklahoma	25/18	OT L	79	88
12/30	Grambling State	W	121	66	
01/02	Maryland-Eastern Shore	W	100	40	
01/06	at Mississippi State *	L	73	87	
01/10	Ole Miss *	nr/20	L	48	53
01/13	at Vanderbilt *	L	64	81	

JOHN THOMPSON FOUNDATION CLASSIC

Fayetteville, Ark. • Bud Walton Arena



ARKANSAS RAZORBACKS

YEAR-BY-YEAR RESULTS

01/17	Auburn *	W	82	72	
01/20	Alabama *	nr/15	W	87	58
01/27	at LSU *	W	59	52	
01/31	at Ole Miss *	L	73	84	
02/03	Mississippi State *	W	83	72	
02/07	Tennessee *	nr/10	OT W	82	77
02/10	at Florida *	nr/8	L	63	73
02/14	at Auburn *	L	63	71	
02/17	LSU *	W	87	70	
02/20	at South Carolina *	W	69	67	
02/25	Kentucky *	nr/13	W	82	78
02/28	at Alabama *	nr/20	W	66	63
03/03	Georgia *	W	82	67	

SEC TOURNAMENT

Nashville, Tenn. • Gaylord Entertainment Center

03/09	vs. LSU	W	77	72	
03/10	vs. Kentucky	nr/15	L	78	87

NCAA WEST REGIONAL

Boise, Idaho • Boise State Pavilion

03/15	Georgetown	nr/21	N	L	61	63
-------	------------	-------	---	---	----	----

*Southeastern Conference games

Lineup (most starts)	Name	Pts.	Rebs.	Ast.
6-4 Jr. G	Teddy Gipson	8.1	2.1	
6-2 Jr. G	Jannero Pargo	12.3	2.1	
6-8 So. G/F	Joe Johnson	14.2	6.4	2.6
6-8 So. F	Carl Baker	5.2	4.0	
6-9 So. F	Larry Satchell	3.7	3.5	

2001-02

14-15, 6-10 (T-4th West)

Coach: Nolan Richardson #

Date	Opponent	UA/Opp Rank	W/L	ARK	OPP
------	----------	-------------	-----	-----	-----

PRESEASON NIT

Fayetteville, Ark. • Bud Walton Arena

11/12	Maine	W	64	47	
11/16	Wake Forest	L	71	76	
11/18	Oral Roberts	W	71	57	
11/28	at Tulsa	W	79	75	
11/30	Oklahoma	L	54	69	
12/04	Texas State	W	90	68	
12/08	vs. Illinois @ (Chi. United Ctr)	nr/5	L	91	94
12/10	UNC Greensboro	W	89	74	
12/20	UT Chattanooga	W	98	84	
12/22	vs. Oklahoma State @ NLR	nr/6	L	76	85
12/29	Elon	W	96	52	
01/02	at Memphis	W	90	73	
01/05	at Auburn *	W	83	77	
01/08	Mississippi State *	nr/22	W	75	64
01/13	at LSU *	L	69	75	
01/16	South Carolina *	L	60	62	
01/19	Ole Miss *	L	64	70	
01/23	at Georgia *!	nr/15	L	67	81
01/26	Florida *	nr/5	OT W	94	92
01/30	at Alabama *	nr/7	L	94	109
02/02	Auburn *	W	62	60	
02/09	at Ole Miss *	L	67	79	
02/13	at Tennessee *	L	53	64	
02/16	LSU *	L	63	67	
02/20	Alabama *	nr/5	W	67	59
02/23	at Kentucky *	nr/12	L	58	71
02/27	at Mississippi State *	L	83	89	
03/02	Vanderbilt * #	W	81	67	

SEC TOURNAMENT

Atlanta, Ga. • Georgia Dome

03/07	vs. Tennessee #	L	61	68
-------	-----------------	---	----	----

*Southeastern Conference games

! Georgia's victory vacated by the NCAA

Mike Anderson went 1-1 as interim head coach

Lineup (most starts)	Name	Pts.	Rebs.	Ast.
6-1 Sr. G	Brandon Dean	12.2	2.9	
6-2 Sr. G	Jannero Pargo	16.6	2.4	3.3
6-4 Sr. G	Teddy Gipson	7.6	1.8	
6-5 Fr. G	J.J. Sullinger (tie)	9.4	3.0	
6-8 Jr. F	Dionisio Gomez	5.1	5.0	
6-9 Jr. F	Larry Satchell (tie)	2.8	2.8	

2002-03

9-19, 4-12 (T-5th West)

Coach: Stan Heath

Date	Opponent	UA/Opp Rank	W/L	ARK	OPP
------	----------	-------------	-----	-----	-----

11/22	Jackson State	W	81	44	
11/26	at Oral Roberts	L	64	76	
11/30	Tulsa	nr/22	L	60	61
12/03	Troy State	L	66	74	
12/07	vs. Illinois @ NLR	nr/25	L	58	62
12/10	Louisiana Tech	W	72	60	
12/18	Sam Houston State	W	78	67	
12/21	Texas State	W	70	60	
12/28	Centenary	W	75	51	
12/30	at Oklahoma State	L	45	71	
01/02	Memphis	L	67	72	
01/08	at Alabama *	nr/4	L	51	61
01/11	Auburn *	L	37	52	
01/18	Georgia *!	nr/20	L	64	81
01/22	LSU *	W	73	65	
01/25	at Ole Miss *	L	54	73	
02/01	at Florida *	nr/4	L	66	77
02/05	Alabama *	nr/22	W	81	70
02/08	at Mississippi State *	nr/23	L	54	84
02/12	Tennessee *	L	62	70	
02/15	at South Carolina *	L	65	72	
02/19	Kentucky *	nr/2	L	50	66
02/22	at LSU *	L	56	75	
02/26	at Vanderbilt *	W	60	50	
03/01	Mississippi State *	nr/20	W	53	51
03/05	at Auburn *	L	54	69	
03/08	Ole Miss *	L	54	64	

SEC TOURNAMENT

New Orleans, La. • Louisiana Superdome

03/13	vs. LSU	L	56	85
-------	---------	---	----	----

*Southeastern Conference games

! Georgia's victory vacated by the NCAA

Lineup (most starts)	Name	Pts.	Rebs.	Ast.
----------------------	------	------	-------	------

6-1 Fr. G	Eric Ferguson	10.9	3.1	3.3
6-4 Fr. G/F	Jonathon Modica	11.5	4.5	
6-8 Sr. F	Carl Baker	3.3	4.1	
6-7 Sr. F	Alonzo Lane	4.0	2.9	
6-8 Sr. F	Dionisio Gomez	8.3	6.6	

2003-04

12-16, 4-12 (6th West)

Coach: Stan Heath

Date	Opponent	UA/Opp Rank	W/L	ARK	OPP
------	----------	-------------	-----	-----	-----

11/21	Nicholls State	W	89	60	
11/25	Grambling State	W	64	46	
11/29	vs. Jacksonville @ NLR	W	85	65	
12/03	Oral Roberts	W	77	71	
12/06	vs. Illinois @ Chi. United Ctr	nr/11	L	61	84
12/09	Southeast Missouri State	W	78	68	
12/17	Louisiana Tech	W	68	56	
12/20	Oklahoma State	L	58	73	
12/22	Western Carolina	OT	L	59	62
12/30	at Tulsa	W	81	74	
01/03	North Texas	W	96	61	
01/06	LSU *	L	55	66	
01/10	at Mississippi State *	nr/22	L	62	80
01/14	at Alabama *	L	65	81	
01/17	Ole Miss *	W	86	78	
01/21	at Auburn *	L	63	70	
01/24	Vanderbilt *	nr/22	W	70	62
01/31	at Georgia *	L	50	71	
02/04	Auburn *	W	74	52	
02/07	at LSU *	L	52	65	
02/11	at Tennessee *	L	65	69	
02/14	Mississippi State *	nr/6	L	70	77
02/18	at Kentucky *	nr/9	L	56	73
02/21	South Carolina *	nr/25	W	82	66
02/28	Florida *	L	68	73	
03/03	Alabama *	OT	L	68	72
03/06	at Ole Miss *	L	45	55	

SEC TOURNAMENT

Atlanta, Ga. • Georgia Dome

03/11	South Carolina	N	L	81	91
-------	----------------	---	---	----	----

*Southeastern Conference games

RAZORBACK RECORDS

Lineup (most starts)	Name	Pts.	Rebs.	Ast.
6-1 So. G	Eric Ferguson	8.1	2.6	2.8
6-7 Fr. G/F	Ronnie Brewer	12.2	5.5	3.4
6-4 So. F	Jonathon Modica	16.5	4.5	
6-8 Sr. F	Billy Pharis	5.5	2.9	
6-5 Fr. F	Olu Famutimi	7.0	3.5	

Lineup (most starts)	Name	Pts.	Rebs.	Ast.
6-1 Jr. G	Eric Ferguson	8.8	2.7	4.3
6-7 So. G	Ronnie Brewer	16.2	4.8	3.4
7-0 Fr. C	Steven Hill	2.3	2.3	1.8 blk
6-7 Fr. F	Charles Thomas	5.5	2.7	
6-5 So. F	Olu Famutimi	9.4	4.2	

2004-05

18-12, 6-10 (4th West)

Coach: Stan Heath

Date	Opponent	UA/Opp Rank	W/L	ARK	OPP
------	----------	-------------	-----	-----	-----

PARADISE JAM

St. Thomas, U.S. Virgin Islands • UVI Sports & Fitness Center

11/19	vs. Winthrop	W	72	49	
11/21	vs. Troy	W	89	54	
11/22	vs. Eastern Michigan	W	82	64	
11/27	Gardner Webb	W	79	63	
11/30	Tulsa	W	85	73	
12/04	vs. Illinois @ NLR	nr/3	L	60	72
12/07	at Missouri	W	62	52	
12/16	Tennessee State	W	96	68	
12/18	Prairie View A&M	W	102	50	
12/20	Lipscomb	W	83	54	
12/23	Hartford	W	87	55	
12/29	Jacksonville State	W	73	67	
12/31	Louisiana-Monroe	W	85	43	
01/05	Ole Miss *	W	69	46	
01/08	at Florida *	L	74	82	
01/11	Alabama *	nr/21	L	61	64
01/15	at Mississippi State *	nr/11	L	55	80
01/19	at LSU *	OT	L	63	66
01/22	Auburn *	W	95	59	
01/29	Kentucky *	nr/6	L	67	68
02/02	at South Carolina *	L	52	64	
02/05	at Ole Miss *	W	66	65	
02/09	Georgia *	W	62	47	
02/12	LSU *	W	65	62	
02/16	at Alabama *	nr/16	L	63	72
02/19	at Vanderbilt *	L	65	79	
02/26	Tennessee *	W	70	68	
03/01	Mississippi State *	L	55	57	
03/05	at Auburn *	L	64	77	

SEC TOURNAMENT

Atlanta, Ga. • Georgia Dome

03/10	vs. Tennessee	L	46	65
-------	---------------	---	----	----

*Southeastern Conference games

2005-06

22-10, 10-6 (T-2nd West)

• NCAA FIRST ROUND •

Coach: Stan Heath

Date	Opponent	UA/Opp Rank	W/L	ARK	OPP
------	----------	-------------	-----	-----	-----

11/18	Portland State	W	107	69
-------	----------------	---	-----	----

MAUI INVITATIONAL

Maui, Hawaii • Lahaina Civic Center

11/21	vs. Connecticut	nr/3	L	68	77
11/22	vs. Kansas	W	65	64	
11/23	vs. Maryland	nr/23	L	62	75
11/26	Radford	W	75	55	
11/30	Southern Miss	W	77	35	
12/02	Missouri	W	66	63	
12/06	Texas State	W	73	67	
12/15	Missouri State	W	79	75	
12/17	vs. Rice @ NLR	W	80	61	
12/21	vs. Texas Tech @ Dallas	W	78	65	
12/30	Texas-Pan American	W	66	38	
01/01	Western Illinois	W	83	54	
01/07	at Mississippi State *	L	67	69	
01/11	LSU *	L	58	63	
01/14	Vanderbilt *	W	78	66	
01/18	at Alabama *	OT	L	75	78
01/22	Auburn *	W	68	52	
01/25	Ole Miss *	W	71	58	
01/29	at Kentucky *	L	76	78	
02/04	South Carolina *	W	73	59	
02/09	Georgia *	W	67	78	
02/11	Auburn *	W	84	64	
02/15	at Ole Miss *	L	70	73	
02/18	Florida*	nr/10	OT W	85	81
02/21	Alabama*	W	65	63	
02/25	at Tennessee*	nr/10	W	73	69
03/01	Mississippi State*	W	80	70	
03/05	at Georgia*	W	74	57	

SEC TOURNAMENT

Nashville, Tenn. • Gaylord Entertainment Center

03/10	vs. Georgia	W	80	67
-------	-------------	---	----	----

03/11	vs. Florida	nr/16	L	71	74
-------	-------------	-------	---	----	----



Patrick Beverley was named the SEC Freshman (Coaches) and Newcomer (Media) of the Year in 2007 and added second team All-SEC honors.



RAZORBACK RECORDS

ARKANSAS RAZORBACKS

YEAR-BY-YEAR RESULTS

NCAA OAKLAND REGIONAL					
Dallas, Texas • American Airlines Center					
03/17	vs. Bucknell		L	55	59

*Southeastern Conference games

Lineup (most starts)	Name	Pts.	Rebs.	Ast.
6-5 Sr. G	Dontell Jefferson	3.2	3.1	4.4
6-7 Jr. G	Ronnie Brewer	18.4	4.8	3.3
6-5 Sr. G	Jonathon Modica	16.1	4.0	
7-0 So. C	Steven Hill	3.0	3.5	2.8 blk
6-8 So. F	Charles Thomas	9.7	5.0	

11/28	Missouri		W	94	91
12/01	Oral Roberts		W	62	51
12/03	Missouri State		W	70	51
12/12	Texas-San Antonio		W	67	42
12/15	at Oklahoma		L	72	83
12/19	Northwestern State		W	90	59
12/22	vs. Appalachian State @ NLR		L	67	74
12/29	Louisiana-Monroe		W	85	60
01/05	vs. Baylor @ Dallas		W	85	78
01/10	at Auburn *		W	76	70
01/13	Alabama *	OT	W	71	67
01/16	South Carolina *		L	66	70
01/19	at Georgia *		L	69	82
01/26	at LSU *		W	68	52
01/30	Mississippi State *	nr/25*	W	78	58
02/02	Florida *	nr/20	W	80	61
02/09	Ole Miss *		W	75	69
02/13	at Tennessee *	nr/4	L	71	93
02/16	at Mississippi State *		L	74	80
02/20	LSU *		W	87	61
02/23	at Kentucky *		L	58	63
02/27	at Alabama *		L	56	59
03/01	Vanderbilt *	nr/18	W	78	73
03/04	at Ole Miss *		L	72	81
03/08	Auburn *		W	77	64

2006-07 21-14, 7-9 (T-3rd West) • NCAA FIRST ROUND • Coach: Stan Heath

Date	Opponent	UA/Opp Rank	W/L	ARK	OPP
11/10	Southeast Missouri State		W	92	52
11/18	Stephen F. Austin		W	70	59

OLD SPICE CLASSIC Orlando, Fla. • Milk House (Wide World of Sports Complex)

11/23	vs. Southern Illinois	OT	W	61	53
11/24	vs. Marist		W	73	64
11/26	vs. West Virginia		W	71	64
11/30	at Missouri		L	64	86
12/02	Missouri-Kansas City		W	71	61
12/05	Central Michigan		W	75	59
12/14	Oakland		W	91	57
12/16	vs. Texas Tech @ NLR		L	56	71
12/20	at Texas		L	76	80
12/22	Oral Roberts		W	68	56
12/30	Louisiana Tech		W	80	50
01/02	Tulsa		W	68	59
01/06	Alabama *	nr/8	W	88	61
01/09	at Florida *	nr/2	L	72	79
01/13	at Ole Miss *		L	72	74
01/17	Georgia *		L	64	67
01/20	LSU *	nr/16	W	72	52
01/24	at South Carolina *		L	60	66
01/27	at Alabama *	nr/12	W	63	57
02/03	Kentucky *	nr/24	L	74	82
02/07	Auburn *		W	65	57
02/10	at LSU *		L	67	71
02/14	at Mississippi State *		L	60	84
02/17	Ole Miss *		W	83	66
02/21	at Auburn *		L	59	67
02/24	Tennessee *		L	72	83
02/28	Mississippi State *		W	67	58
03/03	at Vanderbilt *	nr/19	W	82	67

SEC TOURNAMENT Atlanta, Ga. • Georgia Dome

03/08	vs. South Carolina		W	82	52
03/09	vs. Vanderbilt		W	72	71
03/10	vs. Mississippi State		W	81	72
03/11	vs. Florida	nr/6	L	56	77

NCAA EAST REGIONAL Spokane, Wash. • Spokane Arena

03/16	vs. Southern California	nr/23	L	60	77
-------	-------------------------	-------	---	----	----

*Southeastern Conference games

2007-08 23-12, 9-7 (2nd West) NCAA SECOND ROUND Coach: John Pelphey

Date	Opponent	UA/Opp Rank	W/L	ARK	OPP
11/9	Wofford	19/hr	W	67	45

O'REILLY AUTO PARTS ESPNU TIP-OFF San Juan, P.R. • Coliseo de Puerto Rico

11/15	vs. College of Charleston	18/nr	W	75	49
11/16	vs. Providence	18/nr	L	51	67
11/18	vs. Virginia Commonwealth	18/nr	W	70	60
11/24	Delaware State		W	89	67

SEC TOURNAMENT Atlanta, Ga. • Georgia Dome / Alexander Memorial Coliseum

03/14	vs. Vanderbilt (@ Ga. Dome)	nr/18	W	81	75
03/15	vs. Tennessee (@ Ga. Tech)	nr/4	W	92	91
03/16	vs. Georgia (@ Ga. Tech)		L	57	66

NCAA TOURNAMENT Raleigh, N.C. • RBC Center

03/21	vs. Indiana	nr/24*	W	86	72
03/23	vs. North Carolina	nr/1	L	77	108

*Southeastern Conference games
* USA Today/ESPN Coaches Poll

Lineup (most starts)	Name	Pts.	Rebs.	Ast.
6-2 So. G	Stefan Welsh	5.3	1.4	2.1
6-1 So. G	Patrick Beverley	12.1	6.6	2.4
7-0 Sr. C	Steven Hill	4.2	2.9	2.1 blk
6-8 Sr. F	Charles Thomas	9.2	4.5	
6-6 Sr. F	Sonny Weems	15.0	4.5	2.6

2008-09 14-16, 2-14 (6th West) Coach: John Pelphey

Date	Opponent	UA/Opp Rank	W/L	ARK	OPP
11/14	Southeastern Louisiana	OT	W	91	87
11/20	Cal-Davis		W	68	59
11/22	at Missouri State		L	57	62
11/26	at South Alabama		W	79	77
11/29	Florida A&M		W	86	61
12/03	Texas Southern		W	80	61
12/10	North Carolina Central		W	98	70

JIM THORPE CLASSIC Fayetteville Ark. • Bud Walton Arena

12/17	Austin Peay		W	89	80
12/20	Stephen F. Austin		W	67	51
12/27	Northwestern State		W	95	56
12/30	Oklahoma	nr/4	W	96	88
01/03	vs. North Texas @ NLR		W	86	75
01/06	Texas	nr/7	W	67	61
01/10	Mississippi State *		L	56	70
01/14	at Ole Miss *		L	65	74
01/17	at Florida *		L	65	80
01/24	Auburn *		L	51	73
01/29	Alabama *		W	89	80
01/31	at LSU *		L	69	79
02/04	Tennessee *		L	72	74
02/07	at Mississippi State *		L	77	86
02/11	at Auburn *		L	62	75
02/14	Kentucky *		L	63	79
02/18	LSU *	nr/23	L	69	72
02/21	at South Carolina *	OT	L	78	82
02/25	at Alabama *		L	67	88
03/01	Georgia *		W	89	67
03/04	Ole Miss *	OT	L	91	98
03/08	at Vanderbilt *		L	58	75

SEC TOURNAMENT Tampa, Fla. • St. Pete Times Forum

03/12	vs. Florida		L	58	73
-------	-------------	--	---	----	----

*Southeastern Conference games

Lineup (most starts)	Name	Pts.	Rebs.	Ast.
5-11 Fr. G	Courtney Fortson	14.8	5.5	5.9
6-0 Fr. G	Rotnei Clarke	12.2	1.9	
6-3 Jr. G	Stefan Welsh	11.5	2.9	2.1
6-9 Jr. F	Michael Washington	15.5	9.8	
6-8 Fr. F	Michael Sanchez	5.9	4.9	

2009-10 14-18, 7-9 (3rd West) Coach: John Pelphey

Date	Opponent	UA/Opp Rank	W/L	ARK	OPP
11/13	Alcorn State		W	130	68

HALL OF FAME SHOWCASE St. Louis, Mo. • Scottrade Center / Bud Walton Arena

11/17	vs. Louisville @ STL	nr/20	L	66	96
11/20	Appalachian State	OT	W	81	72
11/24	Morgan State		L	94	97
11/27	East Tennessee State		L	85	94
11/29	South Alabama		L	61	74
12/02	at Oklahoma		L	47	67
12/05	Mississippi Valley State		W	91	54
12/07	Delaware State		W	71	53
12/16	Alabama State		W	76	51
12/19	Stephen F. Austin		W	72	69
12/22	Missouri State	OT	W	66	62
12/30	vs. Baylor @ NLR		L	47	70
01/02	UAB	nr/24	L	72	73
01/05	Texas	nr/2	L	85	96
01/14	at Mississippi State *		L	80	82
01/16	Alabama *		W	71	59
01/21	Florida *		L	66	71
01/23	at Kentucky *	nr/2	L	70	101
01/28	Mississippi State *		W	67	62
01/31	at Ole Miss *	nr/18	W	80	73
02/03	at Georgia *		W	72	68
02/06	Auburn *	OT	W	82	79
02/10	LSU *		W	87	52
02/13	at Alabama *		L	68	73
02/17	South Carolina *		W	92	79
02/20	at Auburn *		L	83	92
02/24	at LSU *		L	54	64
02/27	Vanderbilt *	nr/16	L	72	89
03/03	at Tennessee *	nr/16	L	73	80
03/06	Ole Miss *		L	66	68

SEC TOURNAMENT Nashville, Tenn. • Sommet Center

03/11	vs. Georgia		L	64	77
-------	-------------	--	---	----	----

*Southeastern Conference games

Lineup (most starts)	Name	Pts.	Rebs.	Ast.
5-11 So. G	Courtney Fortson	17.9	5.2	5.7
6-0 So. G	Rotnei Clarke	15.1	2.4	
6-3 Jr. G	Marcus Britt	3.9	2.7	
6-9 Sr. F	Mike Washington	12.5	6.1	
6-7 Fr. F	Marshawn Powell	14.9	6.7	

2010-11 18-13, 7-9 (T-3rd West) Coach: John Pelphey

Date	Opponent	UA/Opp Rank	W/L	ARK	OPP
------	----------	-------------	-----	-----	-----

RAZORBACK SHOWCASE Bud Walton Arena / Verizon Arena

11/18	Grambling State		W	75	52
11/22	Florida Gulf Coast		W	90	47
11/24	Southeast Missouri State		W	66	56
11/26	vs. UAB @ NLR	OT	L	65	70
12/01	Oklahoma		W	84	74
12/04	Troy		W	75	60

SEC/BIG EAST INVITATIONAL Louisville, Ky. • Freedom Hall

12/08	vs. Seton Hall		W	71	62	
12/15	Mississippi Valley State		W	87	64	
12/18	vs. Texas A&M @ Dallas	nr/25	OT	L	62	71
12/22	Texas Southern		W	67	59	
12/29	North Carolina A&T		W	87	59	

12/31	Texas-Arlington		W	87	74	
01/04	at Texas	nr/12	L	46	79	
01/08	Tennessee *		W	68	65	
01/12	at LSU *		L	53	56	
01/15	Alabama *		W	70	65	
01/19	at South Carolina *		L	74	81	
01/22	at Florida *		L	43	75	
01/25	Auburn *		W	73	64	
01/29	at Vanderbilt *	nr/19	W	89	78	
02/02	Georgia *		L	59	60	
02/05	Ole Miss *		L	60	69	
02/09	at Mississippi State *		L	56	67	
02/12	LSU *		W	80	61	
02/16	Florida A&M		W	94	55	
02/19	at Alabama *		L	56	69	
02/23	Kentucky *	nr/22	OT	W	77	76
02/26	at Auburn *		W	57	55	
03/02	Mississippi State *		L	78	88	
03/05	at Ole Miss *		L	74	84	

SEC TOURNAMENT Atlanta, Ga. • Georgia Dome

03/10	vs. Tennessee		L	68	74
-------	---------------	--	---	----	----

*Southeastern Conference games

Lineup (most starts)	Name	Pts.	Rebs.	Ast.
6-0 Jr. G	Jeff Peterson	6.3	2.2	2.4
6-0 Jr. G	Rotnei Clarke	15.2	3.0	
6-3 Sr. G	Marcus Britt	5.3	2.1	
6-9 Sr. F	Delvon Johnson	9.6	7.2	
6-7 So. F	Marshawn Powell	10.8	4.5	

2011-12 18-14, 6-10 (9th) Coach: Mike Anderson

Date	Opponent	UA/Opp Rank	W/L	ARK	OPP
11/11	USC Upstate		W	83	63



Bobby Portis recorded a double-double (15 points and 13 rebounds) in leading Arkansas to a 56-53 win over Wofford in the 2015 NCAA Tournament.

2012-13
19-13, 10-8 (7th)
Coach: Mike Anderson

Date	Opponent	UA/Opp Rank	W/L	ARK OPP
11/9	Sam Houston State		W	73 68
LAS VEGAS INVITATIONAL <i>Budd Walton Arena / Orleans Arena</i>				
11/18	Longwood		W	112 63
11/20	Florida A&M		W	89 60
11/23	vs. Arizona State @ LV		L	68 83
11/24	vs. Wisconsin @ LV		L	70 77
11/30	Syracuse	nr/6	L	82 91
12/04	Oklahoma		W	81 78
12/08	at Michigan	nr/3	L	67 80
12/15	Alcorn State		W	97 59
12/20	Robert Morris		W	79 74
12/22	vs. Alabama A&M @ NLR		W	95 68
12/29	Northwestern State		W	79 61
01/05	Delaware State		W	86 51
01/09	at Texas A&M *		L	51 69
01/12	Vanderbilt *		W	56 33
01/16	Auburn *	2OT	W	88 80
01/19	at Ole Miss *		L	64 76
01/23	Mississippi State *		W	96 70
01/26	at South Carolina *		L	54 75
01/31	at Alabama *		L	56 59
02/02	Tennessee *		W	73 60
02/05	Florida *	nr/2	W	80 69
02/09	at Vanderbilt *		L	49 67
02/13	at Auburn *		W	83 75
02/16	Missouri *		W	73 71
02/21	Georgia *		W	62 60
02/23	at Florida *	nr/5	L	54 71
02/27	at LSU *		L	60 65
03/02	Kentucky *		W	73 60
03/05	at Missouri *		L	63 93
03/09	Texas A&M *		W	73 62
SEC TOURNAMENT <i>Nashville, Tenn. • Bridgestone Arena</i>				
03/14	vs. Vanderbilt		L	72 75

*Southeastern Conference games

Lineup (most starts)	Name	Pts.	Rebs.	Ast.
6-3 So. G	BJ Young	15.2	3.5	3.4
6-2 Jr. G	Mardracus Wade	6.5	1.5	
6-3 Jr. G	Rickey Scott	4.3	2.0	1.4
6-7 Jr. F	Marshawn Powell	14.5	5.4	
6-10 So. F	Hunter Mickelson	5.4	3.5	

2013-14
22-12, 10-8 (5th)
• NIT SECOND ROUND •
Coach: Mike Anderson

Date	Opponent	UA/Opp Rank	W/L	ARK OPP
11/8	SIU-Edwardsville		W	99 65
11/15	Louisiana-Lafayette		W	76 63
11/18	SMU		W	89 78
EA SPORTS MAUI INVITATIONAL <i>Maui, Hawaii • Lahaina Civic Center</i>				
11/25	vs. California		L	77 85
11/26	vs. Minnesota		W	87 73
11/27	vs. Gonzaga	nr/11	L	81 91
SEC TOURNAMENT <i>Nashville, Tenn. • Bridgestone Arena</i>				
03/13	vs. South Carolina		L	69 71
NIT FIRST ROUND				
03/18	Indiana State		W	91 71
NIT SECOND ROUND				
03/24	at California		L	64 75
*Southeastern Conference games				
Lineup (most starts)	Name	Pts.	Rebs.	Ast.
6-2 Sr. G	Fred Gulley III	3.9	1.8	1.9
6-5 Jr. G	Rashad Madden	12.7	2.8	2.7
6-6 So. G	Michael Qualls	11.6	4.5	1.9
6-7 Sr. F	Coty Clarke	9.4	5.6	2.4
6-10 Fr. F	Bobby Portis	12.3	6.8	1.5

*Southeastern Conference games

2014-15
27-9, 13-5 (2nd)
• NCAA THIRD ROUND •
Final Ranking: #21 (AP) / #20 (ESPN/USA Today)
Coach: Mike Anderson

Date	Opponent	UA/Opp Rank	W/L	ARK OPP
11/16	Alabama State		W	97 79
11/19	Wake Forest		W	83 53
11/21	Delaware State		W	99 71
11/25	at SMU		W	78 72
11/28	North Texas	25/nr	W	89 73
11/30	Iona	25/nr	W	94 77
SEC/BIG 12 CHALLENGE				
12/04	at Iowa State	18/20	L	77 95
12/07	at Clemson	18/nr	OT	L 65 68
12/13	Dayton		W	69 55
12/20	vs. Southeast Missouri St. @NLR		W	84 67
12/22	Milwaukee		W	84 54
12/28	Northwestern State		W	100 92
01/03	Utah Valley		W	79 46
01/06	at Georgia *	23/nr	W	79 75
01/10	Vanderbilt *	23/nr	W	82 70
01/13	at Tennessee *	19/nr	L	69 74
01/17	Ole Miss *	19/nr	L	82 96
01/22	Alabama *		OT	W 93 91
01/24	at Missouri *		W	61 60
01/27	Tennessee *		W	69 64
01/31	at Florida *		L	56 57
02/03	South Carolina *		W	75 55
02/07	Mississippi State *		W	61 41
02/10	at Auburn *	24/nr	W	101 87
02/14	at Ole Miss *	24/nr	W	71 70
02/18	Missouri *	18/nr	W	84 69
02/21	at Mississippi State *	18/nr	W	65 61
02/24	Texas A&M *	18/nr	W	81 75
02/28	at Kentucky *	18/1	L	67 84
03/05	at South Carolina *	18/nr	W	78 74
03/07	LSU *	18/nr	L	78 81
SEC TOURNAMENT <i>Nashville, Tenn. • Bridgestone Arena</i>				
03/13	vs. Tennessee	21/nr	W	80 72
03/14	vs. Georgia	21/nr	W	60 49
03/15	vs. Kentucky	21/1	L	63 78
NCAA SOUTH REGIONAL <i>Jacksonville, Fla. • Veterans Memorial Arena</i>				
03/19	vs. Wofford	21/nr	W	56 53
03/21	vs. North Carolina	21/15	L	78 87

*Southeastern Conference games

Lineup (most starts)	Name	Pts.	Rebs.	Ast.
6-0 Fr. G	Anton Beard	5.7	1.9	1.5
6-5 Sr. G	Rashad Madden	9.6	3.7	4.5
6-6 Jr. G	Michael Qualls	15.9	5.3	1.7
6-6 RSR. F	Alandise Harris	7.6	3.3	1.5
6-10 So. F	Bobby Portis	17.5	8.9	1.2

2015-16
16-16, 9-9 (T-8th)
Coach: Mike Anderson

Date	Opponent	UA/Opp Rank	W/L	ARK OPP
11/13	Southern		W	86 68
NIT TIP-OFF <i>Bud Walton Arena / Barclays Center</i>				
11/18	Akron		L	80 88
11/20	Charleston Southern		W	93 75
11/26	vs. Georgia Tech @ Brooklyn		L	73 83
11/27	vs. Stanford @ Brooklyn		L	66 69
12/01	Northwestern State		W	117 78
12/04	at Wake Forest		L	85 88
12/08	Evansville		W	89 76
12/12	Tennessee Tech		W	83 57
12/19	vs. Mercer @ NLR		L	66 69
12/22	North Florida		W	97 72
12/30	at Dayton		OT	L 81 85
01/02	at Texas A&M *	nr/20	L	69 92
01/05	Vanderbilt *		OT	W 90 85
01/09	Mississippi State *		W	82 68

*Southeastern Conference games

01/12	at Missouri *		W	94 61
01/16	at LSU *		L	74 76
01/21	Kentucky *	nr/23	L	66 80
01/23	at Georgia *		OT	L 73 76
01/27	Texas A&M *	nr/5	W	74 71

SEC/BIG 12 CHALLENGE

01/30	Texas Tech		OT	W 75 68
02/03	at Florida *		L	83 87
02/06	Tennessee *		W	85 67
02/09	at Mississippi State *		L	46 78
02/13	at Ole Miss *		L	60 76
02/17	Auburn *		L	86 90
02/20	Missouri *		W	84 72
02/23	LSU *		W	85 65
02/27	at Tennessee *		W	75 65
03/02	at Alabama *		W	62 61
03/05	South Carolina *		L	61 76

SEC TOURNAMENT
Nashville, Tenn. • Bridgestone Arena

03/10	vs. Florida		L	61 68
-------	-------------	--	---	-------

*Southeastern Conference games

Lineup (most starts)	Name	Pts.	Rebs.	Ast.
6-3 Sr. G	Anthlon Bell	15.7	2.9	1.2
6-1 Sr. G	Jabril Durham	6.2	3.5	6.4
6-3 Jr. G	Dusty Hannahs	16.5	2.4	0.9
6-7 RSR. F	Keaton Miles	2.9	2.8	0.9
6-10 Jr. F	Moses Kingsley	15.9	9.3	1.2

2016-17
26-10, 12-6 (T-3rd)
• NCAA SECOND ROUND •
Coach: Mike Anderson

Date	Opponent	UA/Opp Rank	W/L	ARK OPP
11/11	Fort Wayne		W	92 83
11/14	Southern Illinois		W	90 65
11/18	Texas-Arlington		W	71 67
11/22	at Minnesota		L	71 85
11/28	Mount St. Mary's		W	89 76
12/01	Stephen F. Austin		W	78 62
12/03	Austin Peay		W	99 62
12/06	Houston		W	84 72
12/10	North Florida		W	91 76
12/17	vs. Texas @ Houston		W	77 74
12/20	North Dakota State		W	71 55
12/22	vs. Sam Houston State @ NLR		W	90 56
12/29	Florida *	nr/25	L	72 81
01/03	at Tennessee *		W	82 78
01/07	at Kentucky *	nr/6	L	71 97
01/10	Mississippi State *		L	78 84
01/14	Missouri *		W	92 73
01/17	at Texas A&M *		W	62 60
01/21	LSU *		W	99 86
01/24	at Vanderbilt *		W	71 70
SEC/BIG 12 CHALLENGE				
01/28	at Oklahoma State		L	71 99
02/01	Alabama *		W	87 68
02/04	at Missouri *		L	78 83
02/07	Vanderbilt *		L	59 72
02/11	at LSU *		W	78 70
02/15	at South Carolina *	nr/21	W	83 76
02/18	Ole Miss *		W	98 80
02/22	Texas A&M *		W	86 77
02/25	at Auburn *		W	79 68
03/01	at Florida *	nr/12	L	65 78
03/04	Georgia *		W	85 67

SEC TOURNAMENT
Nashville, Tenn. • Bridgestone Arena

03/10	vs. Ole Miss		W	73 72
03/11	vs. Vanderbilt		W	76 62

*Southeastern Conference games

Lineup (most starts)	Name	Pts.	Rebs.	Ast.
6-3 So. G	BJ Young	15.2	3.5	3.4
6-2 Jr. G	Mardracus Wade	6.5	1.5	
6-3 Jr. G	Rickey Scott	4.3	2.0	1.4
6-7 Jr. F	Marshawn Powell	14.5	5.4	
6-10 So. F	Hunter Mickelson	5.4	3.5	

SEC TOURNAMENT
Nashville, Tenn. • Bridgestone Arena

03/10	vs. Ole Miss		W	73 72
03/11	vs. Vanderbilt		W	76 62
03/12	vs. Kentucky	nr/8	L	65 82

NCAA SOUTH REGIONAL
Greenville, S.C. • Bon Secours Wellness Arena

03/17	vs. Seton Hall		W	77 71
03/19	vs. North Carolina	nr/6	L	65 72

*Southeastern Conference games





Daniel Gafford was a consensus first team All-SEC pick and honorable mention All-America in 2018. Of his 372 career field goals made, 161 (43 percent) were dunks. He added 141 blocked shots in just two seasons.

Lineup (most starts)	Name	Pts.	Rebs.	Ast.
6-3 Sr. G	Dusty Hannahs	14.4	1.7	1.2
6-3 Sr. G	Manuale Watkins	6.0	4.0	1.8
6-3 Jr. G	Jaylen Barford	12.8	3.8	2.0
6-8 Jr. F	Dustin Thomas	5.3	3.8	1.1
6-10 Sr. F	Moses Kingsley	12.0	7.7	1.4

2017-18
23-12, 10-8 (T-4th)
• NCAA FIRST ROUND •
Coach: Mike Anderson

Date	Opponent	UA/Opp Rank	W/L	ARK OPP
11/10	Samford		W	95 65
11/12	Bucknell		W	101 73
11/17	Fresno State		W	83 75

PK80 PHIL KNIGHT INVITATIONAL
Portland, Ore. • Moda Center

11/23	vs. Oklahoma		W	92 83
11/24	vs. North Carolina	nr/9	L	68 87
11/26	vs. Connecticut		W	102 67
12/02	at Houston		L	65 91
12/05	Colorado State		W	92 66
12/09	Minnesota	nr/14	W	95 79
12/16	vs. Troy @ NLR		W	88 63
12/19	Oral Roberts		W	104 69
12/27	CSU Bakersfield		W	95 68
12/30	Tennessee *	nr/19	OT W	95 93
01/02	at Mississippi State *	22/nr	L	75 78
01/06	at Auburn *	22/nr	L	77 88
01/10	LSU *		L	54 75
01/13	Missouri *		W	65 63
01/17	at Florida *		L	73 88
01/20	Ole Miss *		W	97 93
01/23	at Georgia *	20T	W	80 77

SEC/BIG 12 CHALLENGE

01/27	Oklahoma State		W	66 65
01/30	at Texas A&M *		L	66 80
02/03	at LSU *		L	86 94
02/06	South Carolina *		W	81 65
02/10	Vanderbilt *		W	72 54
02/13	at Ole Miss *		W	75 64
02/17	Texas A&M *	nr/21	W	94 75
02/20	Kentucky *		L	72 87
02/24	at Alabama *		W	76 73
02/27	Auburn *	nr/14	W	91 82
03/03	at Missouri *		L	67 77

SEC TOURNAMENT
St. Louis, Mo. • Scottrade Center

03/08	vs. South Carolina		W	69 64
03/09	vs. Florida	nr/23	W	80 72
03/10	vs. Tennessee	nr/13	L	66 84

NCAA EAST REGIONAL
Detroit, Mich. • Little Caesars Arena

03/16	vs. Butler		L	62 79
-------	------------	--	---	-------

*Southeastern Conference games

Lineup (most starts)	Name	Pts.	Rebs.	Ast.
6-3 Sr. G	Jaylen Barford	17.9	3.9	2.5
6-3 Sr. G	Daryl Macon	16.8	2.9	3.9
6-0 Sr. G	Anton Beard	9.5	2.6	3.0
6-11 Fr. F	Daniel Gafford	11.8	6.2	2.2 Blk
6-6 So. F	Adrio Bailey	4.1	2.5	0.

2018-19
18-16, 8-10 (T-9th)
• NIT SECOND ROUND •
Coach: Mike Anderson

ESPN ARMED FORCES CLASSIC
El Paso, Texas (Fort Bliss) • Biggs Gym

11/09	vs. Texas	OT	L	71 73
-------	-----------	----	---	-------

HARDWOOD CLASSIC
Bud Walton Arena

11/12	UC Davis		W	81 58
11/18	Indiana		W	73 72
11/21	Montana State		W	90 68
11/23	Texas-Arlington		W	78 60
12/01	FIU		W	121 89
12/05	at Colorado State		W	98 74
12/08	Western Kentucky		L	77 78
12/15	vs. Texas-San Antonio @ NLR		W	79 67
12/19	Georgia Tech		L	54 69
12/22	Texas State		W	73 70
12/28	Austin Peay		W	76 65
01/05	at Texas A&M *		W	73 71
01/09	Florida *		L	51 57
01/12	LSU *	OT	L	88 94
01/15	at Tennessee *	nr/13	L	87 106
01/19	at Ole Miss *	nr/18	L	67 84
01/23	Missouri *		W	72 60

SEC/BIG 12 CHALLENGE

01/26	at Texas Tech	nr/13	L	64 67
01/29	Georgia *		W	70 60
02/02	at LSU *	nr/19	W	90 89
02/05	Vanderbilt *		W	69 66
02/09	at South Carolina *		L	65 77
02/12	Missouri *		L	78 79
02/16	Mississippi State *		L	67 77
02/20	at Auburn *		L	56 79
02/23	Texas A&M *		L	80 87
02/26	Kentucky *	nr/4	L	66 70
03/02	Ole Miss *		W	74 73
03/06	Vanderbilt *		W	84 48
03/09	Alabama *		W	82 70

SEC TOURNAMENT		
Nashville, Tenn. • Bridgestone Arena		
03/14	vs. Florida	L 50 66
NIT FIRST ROUND		
03/19	at Providence	W 84 72
NIT SECOND ROUND		
03/23	at Indiana	L 60 63

*Southeastern Conference games

Lineup (most starts)	Name	Pts.	Rebs.	Ast.
6-5 Fr. G	Isaiah Joe	13.9	2.8	1.7
6-2 RSo. G	Jalen Harris	7.6	2.9	5.6
6-5 So. G	Mason Jones	13.6	3.9	2.8
6-11 So. F	Daniel Gafford	16.9	8.7	2.0 Blk
6-6 Jr. F	Adrio Bailey	5.6	3.0	0.7

2019-20
20-12, 7-11 (T-10th)
Coach: Eric Musselman

Date	Opponent	UA/Opp Rank	W/L	ARK OPP
11/05	Rice		W	91 43
11/12	North Texas		W	66 43
11/16	Montana +		W	64 46
11/19	Texas Southern +		W	82 51
11/22	South Dakota +		W	77 56
11/25	at Georgia Tech	OT	W	62 61
11/30	Northern Kentucky +		W	66 60
12/03	Austin Peay		W	69 61
12/07	at Western Kentucky	OT	L	79 86
12/14	Tulsa		W	98 79
12/21	vs. Valparaiso @ NLR		W	72 68
12/29	at Indiana		W	71 64
01/04	Texas A&M *		W	69 59
01/08	at LSU *		L	77 79
01/11	at Ole Miss *		W	76 72
01/15	Vanderbilt *		W	75 55
01/18	Kentucky *	nr/10	L	66 73
01/22	at Mississippi State *		L	70 77

SEC/BIG 12 CHALLENGE

01/25	TCU		W	78 67	
01/29	South Carolina *		L	77 70	
02/01	at Alabama *		W	82 78	
02/04	Auburn *	nr/11	OT	L	76 79
02/08	at Missouri *	OT	L	79 83	
02/11	at Tennessee *		L	61 82	
02/15	Mississippi State *		L	77 78	
02/18	at Florida *		L	59 73	
02/22	Missouri *		W	78 68	
02/26	Tennessee *		W	86 69	
02/29	at Georgia *		L	89 99	

03/04	LSU *	W	99 90
03/07	at Texas A&M *	L	69 77

SEC TOURNAMENT
Nashville, Tenn. • Bridgestone Arena

03/11	vs. Vanderbilt	W	86 73
03/12	South Carolina	- Canceled due to COVID 19 -	

NOTE: On Feb. 12, the SEC/NCAA canceled all postseason games

*Southeastern Conference games
 + - College Hoops Roadshow - Razorback Regional

Lineup (most starts)	Name	Pts.	Rebs.	Ast.
6-3 GrSr. G	Jimmy Whitt Jr.	14.0	5.1	2.2
6-1 So. G	Desi Sills	10.6	3.0	1.2
6-5 So. G	Isaiah Joe	16.9	4.1	1.7
6-5 Jr. G	Mason Jones	22.0	5.5	3.4
6-6 Sr. F	Adrio Bailey	6.3	4.4	1.4 Blk

2020-21
25-7, 13-4 (2nd)
• NCAA REGIONAL FINAL •
• ELITE 8 •
Final Ranking: #10 (AP)
#6 (USA Today)
Coach: Eric Musselman

Date	Opponent	UA/Opp Rank	W/L	ARK OPP
11/25	Mississippi Valley State		W	142 62
11/28	North Texas		W	69 54
12/02	Texas-Arlington		W	72 60
12/05	Lipscomb		W	86 50
12/09	Southern Univ.		W	79 44
12/12	Central Arkansas		W	100 75
12/20	Oral Roberts		W	87 76
12/22	Abilene Christian		W	85 72
12/30	at Auburn *		W	97 85
01/02	Missouri *	nr/12	L	68 81
01/06	at Tennessee *	nr/9	L	74 79
01/09	Georgia *		W	99 69
01/13	at LSU *		L	76 92
01/16	at Alabama *	nr/24*	L	59 90
01/20	Auburn *		W	75 73
01/23	at Vanderbilt *		W	82 71
01/27	Ole Miss *		W	74 59

SEC/BIG 12 CHALLENGE

01/30	at Oklahoma State		L	77 81
02/02	Mississippi State *		W	61 45
02/09	at Kentucky *		W	81 80
02/13	at Missouri *	nr/10	OT W	86 81
02/16	Florida *	24/hr	W	75 64
02/24	Alabama *	20/6	W	81 66
02/27	LSU *	20/hr	W	83 75



Moses Moody was the first "one-and-done" in Arkansas history. He was consensus Freshman (Coaches) and Newcomer (Media) of the Year, was consensus first team All-SEC, earned All-America honors and was a 2021 NBA lottery pick.



ARKANSAS RAZORBACKS

YEAR-BY-YEAR RESULTS

03/02	at South Carolina *	12/nr	W	101	73
03/06	Texas A&M *	12/nr	W	87	80

SEC TOURNAMENT

Nashville, Tenn. • Bridgestone Arena

03/12	vs. Missouri	8/nr	W	70	64
03/13	vs. LSU	8/nr	L	71	78

NCAA TOURNAMENT

All Rds Played in Indianapolis

03/19	vs. Colgate-1	10/nr	W	85	68
03/21	vs. Texas Tech-2	10/21	W	68	66
03/27	vs. Oral Roberts-1	10/nr	W	72	70
03/29	vs. Baylor-3	10/3	L	72	81

*Southeastern Conference games

^ USA Today/ESPN Coaches Poll

1 - played at Bankers Life Arena

2 - played at Hinkle Fieldhouse

3 - played at Lucas Oil Stadium - Unity Court

Lineup (most starts)	Name	Pts.	Rebs.	Ast.
6-6 GrSr. G	Jalen Tate	11.0	3.8	3.8
6-4 Fr. G	Davonte Davis	8.5	4.5	2.1
6-6 Fr. G	Moses Moody	16.8	5.8	1.6
6-7 GrSr. F	Justin Smith	13.6	7.3	1.8
7-3 So. F	Connor Vanover	6.3	4.5	1.8

2021-22

28-9, 13-5 (4th)

• NCAA REGIONAL FINAL •

• ELITE 8 •

Final Ranking: #17 (AP)

#8 (USA Today)

Coach: Eric Musselman

Date	Opponent	UA/Opp Rank	W/L	ARK	OPP
11/09	Mercer	16/nr	W	74	61
11/13	Gardner-Webb	16/nr	W	86	69
11/17	Northern Iowa	16/nr	W	93	80

HALL OF FAME CLASSIC

Kansas City, Mo. • T-Mobile Center

11/22	vs. Kansas State	13/nr	W	72	64
11/23	vs. Cincinnati	13/nr	W	73	67
11/28	Penn	13/nr	W	76	60
12/01	Central Arkansas	10/nr	W	97	60
12/04	Little Rock	10/nr	W	93	78
12/07	Charlotte	12/nr	W	86	66
12/11	vs. Oklahoma @ Tulsa	12/nr	L	66	88
12/18	vs. Hofstra @ NLR	24/nr	L	81	89
12/21	Elon	W	81	55	
12/29	at Mississippi State *	L	68	81	
01/04	Vanderbilt *	L	74	75	
01/08	at Texas A&M *	L	81	86	
01/12	Missouri *	W	87	43	
01/15	at LSU *	nr/12	W	65	58
01/18	South Carolina *	W	75	59	
01/22	Texas A&M *	OT W	76	73	
01/26	at Ole Miss *	W	64	55	

SEC/BIG 12 CHALLENGE

01/29	West Virginia	W	77	68	
02/02	at Georgia *	W	99	73	
02/05	Mississippi State *	W	63	55	
02/08	Auburn *	nr/1 OT W	80	76	
02/12	at Alabama *	L	67	68	
02/15	at Missouri *	23/nr	W	76	57
02/19	Tennessee *	23/16	W	58	48
02/22	at Florida *	18/nr	W	82	74
02/26	Kentucky *	18/6	W	75	73
03/02	LSU *	14/nr	W	77	76
03/05	at Tennessee *	14/13	W	74	78

SEC TOURNAMENT

Tampa, Fla. • Amalie Arena

03/11	vs. LSU	15/nr	W	79	67
03/12	vs. Texas A&M	15/nr	L	64	82

NCAA WEST REGIONAL

Buffalo, N.Y. • KeyBank Center

03/17	vs. Vermont	17/nr	W	75	71
03/19	vs. New Mexico State	17/nr	W	53	48

NCAA WEST REGIONAL

San Francisco, Calif. • Chase Center

03/24	vs. Gonzaga	17/1	W	74	68
03/26	vs. Duke	17/9	L	69	78

*Southeastern Conference games

RAZORBACK RECORDS



Ricky Council IV, who led Arkansas in scoring in 2022-23, pumped in 21 points – thanks to making 5-of-6 free throws inside the final 23 seconds – with six rebounds and four assists as Arkansas upset #1 seed Kansas in the 2023 NCAA 2nd Round.

Lineup (most starts)	Name	Pts.	Rebs.	Ast.
6-2 Sr. G	JD Notae	18.3	4.6	3.7
6-6 GrSr. G	Stanley Umude	11.9	4.6	1.1
6-6 Sr. G	Au'Diese Toney	10.5	5.2	0.8
6-7 GrSr. F	Trey Wade	3.6	2.6	0.6
6-10 So. F	Jaylin Williams	10.9	9.8	2.6

2022-23

22-14, 8-10 (T-9th)

• NCAA Regional final •

• Elite 8 •

Final Ranking: RV (AP)

#21 (USA Today)

Coach: Eric Musselman

Date	Opponent	UA/Opp Rank	W/L	ARK	OPP
11/07	North Dakota State	10/nr	W	78	56
11/11	Fordham	10/nr	W	74	48
11/16	South Dakota State	9/nr	W	71	56

MAUI JIM MAUI INVITATIONAL

Lahaina, Hawaii • Lahaina Civic Center

11/21	vs. Louisville	9/nr	W	80	54
11/22	vs. Creighton	9/10	L	87	90
11/23	vs. San Diego State	9/17 OT	W	78	74
11/28	Troy	11/nr	W	74	61
12/03	San Jose State	11/nr	W	99	58
12/06	UNC Greensboro	9/nr	W	65	58
12/10	vs. Oklahoma @ Tulsa	9/nr	W	88	78
12/17	vs. Bradley @ NLR	10/nr	W	76	57
12/21	UNC Asheville	10/nr	W	85	51
12/28	at LSU *	9/nr	L	57	60
01/04	Missouri *	13/20	W	74	68
01/07	at Auburn *	13/22	L	59	72
01/11	Alabama *	15/4	L	69	84
01/14	at Vanderbilt *	15/nr	L	84	97
01/18	at Missouri *	25/nr	L	76	79
01/21	Ole Miss *	W	69	57	
01/24	LSU *	W	60	40	

SEC/BIG 12 CHALLENGE

01/28	at Baylor	nr/17	L	64	67
01/31	Texas A&M *	W	81	70	
02/04	at South Carolina *	W	65	63	
02/07	at Kentucky *	W	88	73	
02/11	Mississippi State *	L	64	70	
02/15	at Texas A&M *	L	56	62	
02/18	Florida *	W	84	65	
02/21	Georgia *	W	97	65	
02/25	at Alabama *	nr/2	L	83	86
02/28	at Tennessee *	n/12	L	57	75
03/04	Kentucky *	nr/23	L	79	88

SEC TOURNAMENT

Nashville, Tenn. • Bridgestone Arena

03/09	vs. Auburn	W	76	73	
03/10	vs. Texas A&M	nr/18	L	61	67

NCAA WEST REGIONAL

Des Moines, Iowa • Wells Fargo Arena

03/16	vs. Illinois	W	73	63	
03/18	vs. Kansas	nr/4	W	72	71

NCAA WEST REGIONAL

Las Vegas, Nev. • T-Mobile Arena

03/23	vs. Connecticut	nr/10	W	65	88
-------	-----------------	-------	---	----	----

*Southeastern Conference games

Lineup (most starts)	Name	Pts.	Rebs.	Ast.
6-7 Fr. G	Anthony Black	12.8	5.1	3.9
6-6 Jr. G	Ricky Council IV	16.1	3.6	2.3
6-5 Fr. G	Nick Smith Jr. *	12.5	1.6	1.7
6-4 Jr. G	Davonte Davis	10.9	4.4	2.5
6-7 Fr. F	Jordan Walsh	7.1	3.9	0.9
6-9 Sr. F	Makhi Mitchell	7.0	5.3	1.4

* - injured and missed 19 games

2023-24

16-17, 6-12 (T-11th)

Final Ranking: RV (AP)

Coach: Eric Musselman

Date	Opponent	UA/Opp Rank	W/L	ARK	OPP
11/06	Alcorn State	14/nr	W	93	59
11/10	Gardner-Webb	14/nr	W	86	68
11/13	Old Dominion	14/nr	W	86	77
11/17	UNC Greensboro	14/nr	L	72	78

BATTLE 4 ATLANTIS - PARADISE ISLAND, BAHAMAS

11/22	vs. Stanford	20/nr 20T	W	77	74
11/23	vs. Memphis	20/nr	L	79	84
11/24	vs. North Carolina	20/14	L	72	87

ACC/SEC CHALLENGE

11/29	Duke	nr/7	W	80	75
12/04	Furman	W	97	83	
12/09	vs. Oklahoma @ Tulsa	nr/19	L	70	79
12/16	vs. Lipscomb @ NLR	W	69	66	
12/21	Abilene Christian	W	83	73	
12/30	UNC Wilmington	W	106	90	
01/06	Auburn *	nr/25	L	51	83
01/10	at Georgia *	L	66	76	
01/13	at Florida *	L	68	90	
01/16	Texas A&M *	W	78	77	
01/20	South Carolina *	L	64	77	
01/24	at Ole Miss *	L	51	77	
01/27	Kentucky *	nr/6	L	51	63
01/31	at Missouri *	W	91	84	

02/03	at LSU *	L	74	95	
02/10	Georgia *	W	78	75	
02/14	Tennessee *	nr/8	L	63	92
02/17	at Mississippi State *	L	67	71	
02/20	at Texas A&M *	W	78	71	
02/24	Missouri *	W	88	73	
02/27	Vanderbilt *	L	82	85	
03/02	at Kentucky *	nr/16	L	102	111
03/06	LSU *	W	94	83	
03/09	at Alabama *	nr/16 OT	L	88	92

SEC TOURNAMENT

Nashville, Tenn. • Bridgestone Arena

03/13	vs. Vanderbilt	OT W	90	85	
03/14	vs. South Carolina	nr/15	L	66	80

*Southeastern Conference games

Lineup (most starts)	Name	Pts.	Rebs.	Ast.
6-3 GrSr. G	El Ellis	6.5	2.0	1.8
6-4 Sr. G	Davonte Davis	5.9	3.45	2.0
6-5 GrSr. G	Khallif Battle *	14.8	3.3	1.3
6-6 Jr. G	Tramon Mark	16.2	4.3	1.8
6-10 So. F	Trevon Brazile	8.6	5.9	1.2
6-8 GrSr. F	Chandler Lawson	3.7	3.1	0.9

* - started last 12 of the last 14 games

Year-By-Year Legend

AP - Associated Press

Note: Rankings reflected are from the AP unless otherwise noted

G'boro - Greensboro, N.C.

KC - Kansas City, Mo.

MSG - Madison Square Garden, New York City

LR - Little Rock, Ark.

NLR - North Little Rock, Ark.

nr - not ranked

PB - Pine Bluff, Ark.

