Arkansas Men's Golf Record Book

(THROUGH 2018-19 SEASON)



ARKANSAS RAZORBACKS

• GENERAL INFORMATION

Name: University of Arkansas
Location Fayetteville, Ark.
Enrollment 27,778
Founded 1871
Colors Cardinal (PMS 201) and White
Nickname Razorbacks
Conference Southeastern (SEC)
System President Dr. Donald R. Bobbitt (Arkansas, 1980)
Chancellor Dr. Joseph E. Steinmetz (Central Michigan, 1977)
Vice Chancellor / Director of Athletics Hunter Yurachek (Guilford, 1990)
Faculty Representative Gerald Jordan (Arkansas, 1970)
Home Course (Yards • Par) The Blessings (7,550 • 72)
Athletic Website ArkansasRazorbacks.com

• HISTORY

First Year of Golf 1947-48
Seasons 72nd
Overall Conference Championships 4
• SWC Championships 2 (1958 and 1988 Regular Season)
• SEC Championships 2 (199 and 2019)
Represented at NCAA Postseason 37
• Team NCAA Championship Appearances 23
- *Individual Only NCAA Championship Appearances* 5
• Team NCAA Regional Appearances (Began in 1989) 26
- *Individual Only NCAA Regional Appearances* 4
National Runner-Up 1 (2009)
NCAA Top 10's 9 (1985 • 1987 • 1989 • 1991 • 1992
1993 • 1994 • 2009 • 2013)
NCAA Regional Championships 1 (1991)
NCAA Regional Runner-Ups 4 (1992 • 2009 • 2013 •2014)
Team Advanced from NCAA Regional to NCAA Championship 17
NCAA Individual Champion R.H. Sikes (1963)
NCAA Individual Runner-Up Mason Overstreet (2019)
• NCAA Individual Top 10's 7

• MEN'S GOLF STAFF

Head Coach Brad McMakin
• Alma Mater/Year Oklahoma, 1991
• As Head Coach 24th Season
• at Arkansas 14th season
Assistant Coach Barrett Lais (Arkansas, 2008 • 10th season)
Director of Operations Kelly Nielsen (Kent State, 2018 • 2nd season)

• ATHLETICS COMMUNICATIONS

Associate AD/Communications Kyle Parkinson
Associate Communications Director/MGolf Contact Mike Cawood
• Email tmcawood@uark.edu
• Cell Phone 479-236-2090
• Office Phone 479-575-3114
• Office Fax 479-575-7481
SID Mailing Address PO Box 7777 • Fayetteville, Ark. • 72701
SID Overnight Address 350 North Razorback Road • Fayetteville, Ark. • 72701

Special thanks to Victoria Guerra for research assistance.

TABLE OF CONTENTS

PROGRAM OVERVIEW

Quick Facts • Table of Contents 1
Arkansas By the Numbers 2
#ProHogs 3-4
Blessings Golf Club • Home of Razorback Golf 5-6
Smith Training Facility 7-8

RAZORBACK NCAA/AMATEUR SUCCESS

R.H. Sikes • 3x National Champion 9
Mason Overstreet • 2017 NCAA Runner-Up 10
2009 Razorbacks • 2019 NCAA Runner-Up 11
Arkansas in the NCAA 12
Razorbacks Amateur Success 13-14

RAZORBACK HONORS

Razorback All-Americans 15
Razorback All-Conference 16
Razorback Honors • All-Region / Conference Honors 17
Razorback Wins • Individual and Team 18

THE STAFF

Head Coach Brad McMakin • Assistant Coach Barrett Lais 19

RAZORBACK HISTORY

Arkansas Through the Years 20
Razorback Letterwinners 21-22
All Time Results 23-30
Lowest Individual Scores (18 - 36 - 54 - 72) 31-32
Most Top 10's (Season - Career) 32
Yearly Stroke Average Leaders 32
Season • Career Stroke Average Leaders 32
Miscellaneous Season •Career Leaders 33-34
Lowest Team Scores (9 - 18 - 36 - 54 - 72) 35

ARKANSAS SEC HISTORY

- Results / Best Scores 36
- Individual Bests 37
- Year-By-Year Results 38-39

ARKANSAS NCAA REGIONAL HISTORY

- Results / Best Scores 40
- Individual Bests 41
- Year-By-Year Results 42-43

ARKANSAS NCAA CHAMPIONSHIP HISTORY

- Results / Best Scores 44
- Individual Bests 45
- Year-By-Year Results 46-47

THIS IS RAZORBACK GOLF

1	Walker Cups Played
2	Conference Players of the Year
3	Individual Conference Champions Conference Scholar-Athletes of the Year
4	Conference Freshmen of the Year Conference Championships
5	Palmer Cups Played
12	Straight NCAA Postseason Appearances
13	Straight Years with at Least One Tournament Win
16	PGA Tour Wins (2 Majors)
23	NCAA Team Championship Appearances since 1971
26	All-Region Honors
37	Years Represented at NCAA
40	All-American Honors
62	All-Conference Honors

In 2019, a Razorback won two national championships

< ***ALVARO ORTIZ*** *won the 2019 Latin America Amateur and earned a berth to the 2019 Masters.*

WILLIAM BUHL *won the 2019 Canadian Amateur and earned a berth to the PGA's 2020 RBC Canadian Open.*

RAZORBACK ALL-AMERICANS BY YEAR

1963 R.H. Sikes
1984 Mike Swartz
1985 Tim Crockett
1986 Mike Swartz
1987 John Daly • Chris Little
1988 Chris Little • Greg Reid
1989 Jack O'Keefe
1991 Jack O'Keefe • Brenden Pappas
1992 Jack O'Keefe • Deane Pappas • David White
1993 Jack O'Keefe • Bud Still • David White
1994 Bud Still
1995 Bud Still
1996 Bud Still
2000 Craig Lile
2001 Craig Lile
2003 Andrew Dahl
2007 Andrew Landry
2008 Andrew Landry
2009 Andrew Landry • David Lingmerth
2010 David Lingmerth
2011 Sebastian Cappelen • Austin Cook
2012 Sebastian Cappelen • Ethan Tracy
2013 Sebastian Cappelen • Nicolas Echavarria
2014 Sebastian Cappelen
2015 Taylor Moore
2016 Taylor Moore • Charles Kim
2017 Mason Overstreet
2018 Alvaro Ortiz

RAZORBACK ALL-CONFERENCE BY YEAR

1981 Bruce Jenkins • Bob Sauerberg (rv)
1982 Mick Brethower (rv)
1984 Mike Grob • Sean Pappas • Mike Swartz
1985 Tim Crockett • Sean Pappas • MIke Swartz
1987 John Daly • Chris Little • John Sadie
1988 Chris Little • Greg Reid • John Sadie
1989 Greg Reid
1991 Jack O'Keefe • Deane Pappas
1992 Dean Pappas (1st) • David White (2nd)
Jack OKeefe (2nd)
1993 David White (1st) • Jack O'Keefe (1st)
Bud Still (2nd)
1994 Bud Still (1st)
1995 Bud Still (1st) • Steven Bright (2nd)
Tag Ridings (2nd)
1996 Bud Still (1st) • Tag Ridings (2nd)
1997 Tag Ridings (2nd)
1998 Craig Lile (1st) • Rich Morris (2nd)
1999 Rich Morris (2nd)
2000 Craig Lile (1st)
2001 Craig Lile (1st)
2003 Andrew Dahl (1st)
2004 Andrew Dahl (1st)
2005 Matt Bortis (2nd)
2006 Matt Bortis (2nd)
2007 Andrew Landry (2nd)
2008 Andrew Landry (2nd) • Sam Chavez (FR)
2009 Andrew Landry (1st) • David Lingmerth (2nd)
Ethan Tracy (FR)
2010 David Lingmerth (1st) • Austin Cook (FR)
2011 Sebastian Cappelen (2nd & FR) • Ethan Tracy (2nd)
2012 Sebastian Cappelen (1st) • Ethan Tracy (1st)
Kolton Crawford (FR)
2013 Sebastian Cappelen (1st) • Taylor Moore (FR)
2014 Sebastian Cappelen (1st)
2015 Taylor Moore (2nd)
2016 Taylor Moore (2nd)
2017 Luis Garza (FR)
2018 Alvaro Ortiz (2nd)
2019 Julian Perico (FR)



JOHN DALY

1991 PGA Championship winner
1991 PGA Rookie of the Year
1995 Open Championship winner
2004 PGA Comeback Player of the Year

MILLER BARBER
11-time PGA Tour Winner



DAVID LINGMERTH
PGA Tour Winner • 2015 Memorial Tournament

ANDREW LANDRY
PGA Tour Winner • 2018 Valero Texas Open

AUSTIN COOK
PGA Tour Winner • 2017 RSM Classic

MILLER BARBER
Arkansas Golf 1953-1954
1954 graduate
Texarkana, Texas (Texas HS)
- University of Arkansas Sports Hall of Honor, 1990
- Arkansas Golf of Fame, 1997
- **PGA Tour**
  - ^ Spent four years in the Air Force before turning pro in 1958
  - ^ 1st PGA Tour win - 1964 at the Cajun Classic Open Invitational
  - ^ Won the World Open Golf Championship, the longest regulation tournament in PGA Tour history (144 holes)
  - ^ Over his career, he won 11 PGA tour events and had seven Top 10 finishes at major championships
  - ^ Tallied 24 Senior PGA tour wins
  - ^ Holds record for combined PGA Tour and Champions Tour starts at 1,297

SEBASTIAN CAPPELEN
Arkansas Golf 2011-14
Graduated in 2014 with a degree in Business Economics
Odense, Denmark ((Sct. Knuds Gymnasium))
- **PGA Tour**
  - ^ Earned PGA card in 2019

AUSTIN COOK
Arkansas Golf 2010-13
Graduated in 2013 with a degree in biology
Jonesboro, Ark. (Jonesboro HS)
- **PGA Tour**
  - ^ Earned PGA card in 2017
  - ^ First PGA Tour win at the 2017 RSM Classic
  - ^ Nominee for 2018 PGA Rookie of the Year

JOHN DALY
Arkansas Golf 1986-88
Dardanelle, Ark. (Dardanelle HS)
- University of Arkansas Sports Hall of Honor, 1994
- Arkansas Golf of Fame, 2002
- **PGA Tour**
  - ^ Earned PGA card in 1991
  - ^ Two-time major championship winner
  - ^ PGA Championship winner - 1991
  - ^ British Open Championship winner - 1995
  - ^ PGA Rookie of the Year - 1991
  - ^ PGA Comeback Player of the Year - 2004
  - ^ Won five times on the PGA Tour, three times on European Tour and once on Asian Tour
  - ^ PGA Champions Tour Winner - 2017
  - ^ Total of 20 professional wins

ANDREW LANDRY
Arkansas Golf 2007-09
Graduated in 2009 with a degree in communications
Port Naches, Texas (Port Neches-Groves HS)
- **PGA Tour**
  - ^ Earned PGA card in 2016
  - ^ First PGA Tour win at the 2018 Valero Texas Open
  - ^ Has five wins as a professional and six PGA Tour top 10's

DAVID LINGMERTH
Arkansas Golf 2008-10
Graduated in 2009
Tranas, Sweden (Klippans Gymnasiekola)
- **PGA Tour**
  - ^ Earned PGA card in 2013
  - ^ Won the 2015 Memorial Tournament
  - ^ Has three PGA Tour runner-up finishes and total of 38 in the Top 25
  - ^ Represented Sweden at the 2016 World Cup

JACK O'KEEFE
Arkansas Golf 1989-93
Graduated in 2010 with a degree in education
Little Rock, Ark. (Fair HS)
- Arkansas Golf of Fame, 2016
- University of Arkansas Sports Hall of Honor, 2017
- **PGA Tour**
  - ^ Earned PGA card in 1997
  - ^ Recorded two PGA Tour Top 25 finishes in 1997
  - ^ Played professionally for 10 years

BRENDEN PAPPAS
Arkansas Golf 1990-93
Graduated in 1993 with a degree in retail marketing
Phalaborwa, South Africa (Frans du Troit HS)
- University of Arkansas Sports Hall of Honor, 2007
- **PGA Tour**
  - ^ Earned PGA card in 2002
  - ^ Had five Top 10 finishes on PGA Tour in 2003
  - ^ Recorded 21 career PGA Tour Top 25 finishes
  - ^ Played professionally for 10 years

DEANE PAPPAS
Arkansas Golf 1989-92
Phalaborwa, South Africa (Frans du Troit HS)
- University of Arkansas Sports Hall of Honor, 2002
- **PGA Tour**
  - ^ Earned PGA card in 2000
  - ^ Tied for 2nd at 1999 PGA Qualifying School
  - ^ Recorded seven career PGA Tour Top 25 finishes
  - ^ Has five career professional wins

TAG RIDINGS
Arkansas Golf 1993-97
Graduated in 1997 with a degree in marketing
Tulsa, Okla. (Memorial HS)
- University of Arkansas Sports Hall of Honor, 2019
- **PGA Tour**
  - ^ Earned PGA card in 2004
  - ^ Recorded 25 career PGA Tour Top 25 finishes and a total of 87 top 25 finishes over his professional career

R.H. SIKES
Arkansas Golf 1961-63
Graduated in 1963
Springdale, Ark. (Springdale HS)
- Arkansas Sports Hall of Fame, 1989
- University of Arkansas Sports Hall of Honor, 1995
- Arkansas Golf of Fame, 2002
- Southwest Conference Hall of Fame, 2016
- **PGA Tour**
  - ^ Earned PGA card in 1964
  - ^ 1964 Golf Digest's Rookie of the Year
  - ^ Won the 1964 Sahara Invitational and 1966 Cleveland Open
  - ^ Won 1962 Arizona Open as an amateur and the 1981 Southern California PGA Championship

ETHAN TRACY
Arkansas Golf 2009-12
Graduated in 2013 with a degree in kinesiology
Hilliard, Ohio (Hilliard Darby HS)
- **PGA Tour**
  - ^ Earned PGA Card in 2018
  - ^ Played in 25 PGA Tour events and has two Top 25 Finishes

R.H. SIKES
1964 Golf Digest PGA Rookie of the Year



NICOLÁS ECHAVARRÍA
Reached #1 on 2018 PGA Latinoamérica Order of Merit

SEBASTIAN CAPPELEN
2019 Korn Ferry Tour Winner & most recent PGA Tour member.

BLESSINGS GOLF CLUB / HOME OF RAZORBACK GOLF

Blessings Golf Club, opened in 2004, was developed by Tyson Foods Chairman Mr. John Tyson with the vision of being a club of comfort to its members and their guests by providing a superior golfing experience designed to test championship golfers on every shot. The Club is located in Johnson, Arkansas, and is the home to the University of Arkansas Men's and Women's Golf Teams.

The impeccably maintained course stretches to over 7,900 yards from the back tees and plays through two distinct landforms – the Clear Creek floodplain and a plateau that rises to 65 feet above the floodplain where it's bisected by a series of ravines. Both the outward and inward nines climb up and down between the two topographies, creating drama and variety on each hole. The course was originally designed by architect Robert Trent Jones, Jr., with a redesign recently completed by noted architect Kyle Phillips. Phillips started work in 2015, and the project almost was complete in 2016 when extreme flooding covered several lower parts of the course along a creek. The redesign stretched into 2017.

The Blessings has a course rating of 80.9 and slope of 155 off the longest tees, marking it as among the most difficult golf courses in the world. (The average slope rating for a U.S. course is 113.) In fact, the 483-yard, par 4 might be one of the toughest opening holes in the game according to Golfweek.

The extensive practice areas are unrivaled and provide both indoor and outdoor facilities. The Indoor Short Game Practice and Fitness Facility includes a 9,000 square foot short game practice area with a 3,000 square foot putting and chipping green designed by Dave Pelz. The facility also provides a state-of-the-art 2,000 square foot fitness facility.

The Razorback Center houses five indoor hitting bays and one private teaching bay with video analysis equipment. The building also includes locker facilities and a break room for the University of Arkansas golf teams.

The outdoor practice areas feature a range with multiple teeing areas and numerous range targets to allow realistic practice sessions. The short game facilities include several bentgrass putting and short game greens as well as a bermudagrass green. A separate three-acre short game practice area has also been added which features practice greens that are 4,500 and 16,000 square feet in size, practice bunkers and a putting green.

The clubhouse, a Marlon Blackwell design, has won numerous awards including recognition by Architectural Digest as one of the top golf clubhouses in the world. Amenities include a well-appointed golf shop, locker facilities, multiple dining venues and a pool.

The Blessings has hosted the 2012 SEC Women's Championship, the 2013 NCAA Fayetteville Men's Golf Regional and the 2019 NCAA Division I Women's and Men's Golf Championships.

The course contact is Richard Cromwell, CCM, PGA, General Manager/COO; and Justin Sellin, PGA, Head Golf Professional.

MR. JOHN TYSON, *founder and owner of Blessings Golf Course, addresses media and local dignitaries at a 2019 NCAA Championship event.*

HOST 2012 WOMEN'S SEC CHAMPIONSHIP

Winner: Auburn	306-297-313=916 (+52)
Runner-Up: Arkansas	309-295-313=917 (+53)
Medalist: Patricia Sanz (Auburn)	69-73-77=219 (+3)

HOST 2013 NCAA FAYETTEVILLE REGIONAL

Winner: Illinois	282-292-289=863 (-1)
Runner-Up: Arkansas	290-283-293=866 (+2)
Medalist: Mario Clemens (SMU)	70-70-73=213 (-3)

HOST 2019 NCAA DIVISION I WOMEN'S GOLF CHAMPIONSHIP

Stroke Play Leader: Texas	302-294-287=883 (+7)
NCAA Champion: Duke	def. Wake Forest 3-2
Medalist: Maria Fassi (Arkansas)	72-72-68=211 (-8)

HOST 2019 NCAA DIVISION I MEN'S GOLF CHAMPIONSHIP

Stroke Play Leader: Oklahoma State	290-276-286-284=1136 (-16)
NCAA Champion: Stanford	def. Texas 3-2
Medalist: Mathew Wolfe (Oklahoma State)	73-66-70-68=278 (-10)

BLESSINGS GOLF CLUB / HOME OF RAZORBACK GOLF

Hole	1	2	3	4	5	6	7	8	9	10	11	12	13	14	15	16	17	18	Total
Par	4	5	3	4	5	4	4	3	4	5	4	4	3	4	5	4	3	4	72
Yards	470	617	186	405	590	359	515	145	386	605	408	439	225	496	560	460	206	478	7,550

COURSE RECORD

66	Matthew Wolff (Oklahoma State)	2019
66	Mason Overstreet (Arkansas)	2018
66	Tyson Reeder (Arkansas)	2018

HOLE 1
470-Yard • Par 4

The long par-4 first hole is one of the most challenging holes on the course. The fairways on 1 and 18 cross, which provides a unique dynamic at the beginning and end of each round. The tee shot must be accurately placed between the wetlands and the tree line and hit long enough to reach the corner of the dogleg. Players choosing a conservative line down the right may not have a clear shot to the green, which is positioned along Clear Creek.

HOLE 2
617-Yard • Par 5

The tee shot on this par 5 must be placed between groups of bunkers to be in position to hit an aggressive uphill second shot. The upper landing area has a fairway that slopes from right to left into a wide green with significant movement. The green is open in the front which allows players the opportunity to run the ball onto the putting surface in two.

HOLE 3
186-Yard • Par 3

The par 3 third hole has a challenging green complex that is nestled along a pond on the left and guarded by deep bunkers on the right and rear. Two separate teeing areas provide variety and substantially different angles of play.

HOLE 4
405-Yard • Par 4

This medium length par 4 requires an accurate tee shot that must challenge a bunker complex on the right to provide the optimum line of play for the second shot. The relatively small green has several demanding hole locations and is situated along a tall rock wall on Clear Creek.

HOLE 5
590-Yard • Par 5

This sweeping dogleg left par 5 requires an accurate tee shot that challenges the inside of the dogleg to provide a chance to reach the green in two. The elevated green has a lot of movement and is well protected by deep greenside bunkers and a large tree in the right-center of the fairway.

HOLE 6
359-Yard • Par 4

Depending on the tee location, the short par 4 may be drivable with a tee shot long enough to carry the cross bunker. While there are no bunkers protecting the elevated green, the false front and steep slopes require an accurate approach shot.

HOLE 7
515-Yard • Par 4

The long dogleg right par 4 plays along Clear Creek on the right side of the hole. The sloping fairway leaves a shot across the creek to a difficult putting surface.

HOLE 8
145-Yard • Par 3

The green on this short par 3 is in a rock quarry with a steep drop-off into Clear Creek on the right. It is one of the most picturesque holes on the course, but an accurate short iron is required to avoid trouble around the well-contoured green.

HOLE 9
386-Yard • Par 4

This par 4 plays significantly uphill and requires a strategically placed tee shot to successfully negotiate the fairway bunkering and to provide the optimum angle of play. The deepest bunkers on the course protect the putting surface.

HOLE 10
605-Yard • Par 5

The back nine starts with a par 5 that plays across ravines that must be negotiated on each shot. A speed slot down the right side of the fairway off the tee will provide additional roll and the possibility of reaching the putting surface on the second shot.

HOLE 11
408-Yard • Par 4

The short par 4 bends slightly to the right away from a grove of pines. Position off the tee is important to provide players the correct angle for the approach. The unique green has plenty of slope and challenging hole locations.

HOLE 12
439-Yard • Par 4

The sharp dogleg right par 4 plays slightly downhill from the left tee and back uphill into the green. The green is surrounded by bunkers and features a false front and a lower back section of the putting surface.

HOLE 13
225-Yard • Par 3

This par 3 is the longest on the course and requires a carry over a ravine to a putting surface with three distinct levels. Putting from the wrong level can present significant challenges.

HOLE 14
496-Yard • Par 4

The long par 4 plays significantly downhill and provides the best views on the course. Players trying to cut the corner of the dogleg off the tee will need a properly flighted tee shot across the ravine and bunkers to a narrow landing area. The wide, sloping green is protected by a ravine and bunker in the front and a steep cliff behind the green.

HOLE 15
560-Yard • Par 5

A risk-reward par 5, the tee shot plays downhill to a landing area that features a tree in the middle of the fairway. A properly positioned tee shot will open an angle to run the ball onto the green with the second shot. The large green has a wide variety of interesting hole locations with a deep collection area to the right and a 20' tall rock wall dropping into Clear Creek to the left.

HOLE 16
460-Yard • Par 4

The long par 4 starts a challenging three hole stretch back to the clubhouse. A well-positioned tee shot will allow the proper approach angle into the green. The green drops off into collection areas in the front, right and over the green. Balls landing too far left on the green will roll off into a sand bunker.

HOLE 17
206-Yard • Par 3

The last par 3 requires a tee shot along and across Clear Creek to a green situated just off the creek bank. The prevailing wind blows into the golfer and off the creek, requiring the golfer to match the proper line and distance on the shot into the narrow, angled green.

HOLE 18
478-Yard • Par 4

The final par 4 is the best one on the course. A properly played tee shot must carry Clear Creek and a wetlands area, to an angled fairway that is protected by several bunkers. The second shot is played uphill into a green with strategic hole locations and the backdrop of the clubhouse.

THE BLESSINGS • SMITH TRAINING FACILITY

SMITH TRAINING FACILITY

Sikes Wins Crown On 1st Extra Hole

WICHITA, Kan., June 22 (AP)—R. H. Sikes won the National Collegiate Athletic Association individual golf championship Saturday, 1 up in 37 holes, over John Lotz of San Jose State.

Sikes, playing for the University of Arkansas, won with a birdie-three on the par 4, first hole of the Wichita Country Club course.

The second round of the championship match featured a hole-in-one by Sikes on the 11th hole, a par-3 measuring 155 yards.

Sikes had led most of the day until the 14th hole where Lotz pulled even with a par 4 to Sikes' bogey 5.

Sikes' ace on the 155-yard 11th put him 3 up on Lotz, but the Californian pulled even on the 14th and went one up on the 16th. Sikes won the 18th with a par 4 and the title match went into extra holes.

For the 36 holes of championship play, Sikes was 3-under-par, shooting a 68 in the first round and a 69 in the second. Lotz had a first round 71 and a second round 67.



1963 NCAA CHAMPIONSHIP

June 17-22, 1963
Wichita St. Country Club, Wichita, Kan.

1. **R.H. Sikes** (Led after 2 Rds of Stroke) **..... 69-70=139**
   MATCH PLAY RESULTS:
   3rd Round: def. Harry Hoskins (Texas A&M), 5 & 4
   Quarterfinal: def. Bobby Greenwood (North Texas), 2 & 1
   Semifinal: def. Pat Thompson (Texas), 5 & 4
   FINAL def. John Lotz, (San Jose St.), 1 up, 37 holes

R.H. SIKES

A THREE-TIME NATIONAL CHAMPION

- Individual **NCAA CHAMPION** at the 1963 NCAA Golf Championships.
- **Back-to-back Amateur Public Links Champion** (1961 and 1962).
  ^ Won the 1961 Amateur Public Links as a 21-year old UA student. He overcame a three-hole deficit to defeat John Molenda, 4 & 3.
  ^ In 1962, became only the second man to defend his Amateur Public Links title, defeating Hung Soo Ahn, 2 & 1, in the 36-hole final.
- In 1962 he advanced to the fifth round of the U.S. Amateur Championship for the second-straight year and was selected to represent the United States in the World Amateur Team Championship.
- In 1963, he was the runner-up in the U.S. National Amateur.
- Ranked as high as #3 amateur in the nation in 1963, played in the Masters twice as an amateur, the 1963 Walker Cup (U.S. won 12-8) and was quarter-finalist at the 1963 British Amateur.
- Member of the Arkansas Sports Hall of Fame, Arkansas State Golf Association Hall of Fame (ASGA), University of Arkansas Sports Hall of Honor and the Springdale Bulldog Hall of Fame.



OVERSTREET FINISHES RUNNER-UP AT NCAA CHAMPIONSHIP

SUGAR GROVE, Ill. – University of Arkansas freshman Mason Overstreet made a surge during the final day of the NCAA National Championship, finishing runner-up at Rich Harvest Farms for the second-best individual finish in program history.

Overstreet becomes the second player in school history to finish inside the top five at the National Championship, joining R.H. Sikes who won the program's only National Title in 1963.

"What Mason accomplished this week is incredible," said Arkansas head coach Brad McMakin after the championship. "He never lost focus or let the moment get to him. He is a special player and this is just the beginning of a great career."

Entering the final round six shots off the lead, Overstreet quickly jumped into contention after birdies on two of the first three holes. As strong winds and high scores brought the leaders back to the field, Overstreet made the turn to the back nine just two shots off the lead and proceeded to hole out from the bunker for birdie on No. 10 to close the gap to one stroke.

After a bogey on 11 and birdie on 12, the Kingfisher, Oklahoma, native found himself alone in second place and chasing Ole Miss' Braden Thornberry. Overstreet would post bogeys on 16 and 17, but he came back with a tap-in birdie on the 72nd hole of the championship to secure a runner-up finish with rounds of 70-68-72-71 – 281 (-7).

2017 NCAA CHAMPIONSHIP

May 26-29 – Host: Northern Illinois
Rich Harvest Farms – Sugar Grove, Ill.
Par 72 – 7,715 yards

Pl	Player	School	RD1	RD2	RD3	R43	Total	To Par
1	Braden Thornberry *	Ole Miss	66	71	69	71	277	-11
2	**Mason Overstreet ***	**Arkansas**	**70**	**68**	**72**	**71**	**281**	**-7**
3	Scottie Scheffler	Texas	68	68	68	78	282	-6
	Theo Humphrey	Vanderbilt	71	72	69	70	282	-6
	Matthias Schwab	Vanderbilt	67	70	70	75	282	-6
6	Rico Hoey	Southern California	74	68	66	76	284	-4
	Dylan Meyer	Illinois	71	67	69	77	284	-4
8	Viktor Hovland	Oklahoma State	68	74	68	75	285	-3
	John Augenstein	Vanderbilt	74	70	69	72	285	-3
	John Oda	UNLV	69	69	72	75	285	-3
11	Ryan Gronlund	Oregon	78	68	70	70	286	-2
	Ben Griffin *	North Carolina	70	72	72	72	286	-2
	Gavin Hall	Texas	73	71	68	74	286	-2
	Blaine Hale	Oklahoma	72	69	70	75	286	-2
	Jimmy Stanger	Virginia	70	71	68	77	286	-2
16	Edoardo Lipparelli	Illinois	70	71	70	76	287	-1
	Dawson Armstrong *	Lipscomb	71	68	72	76	287	-1
	Max McGreevy	Oklahoma	69	72	68	78	287	-1
19	Chun An Yu *	Arizona State	69	73	73	73	288	E
	Sahith Theegala	Pepperdine	71	71	71	75	288	E
	Justin Suh	Southern California	67	70	72	79	288	E
	Jonathan Hardee *	Alabama	69	75	67	77	288	E
23	Cam Norman *	Troy	70	68	77	74	289	+1
	Kyler Tate	UCF	73	66	69	81	289	+1
	Hayden Wood	Oklahoma State	71	72	70	76	289	+1
	Brandon Pierce	LSU	73	68	74	74	289	+1
	Jovan Rebula	Auburn	74	69	71	75	289	+1
28	Cristobal Del Solar	Florida State	71	70	70	79	290	+2
	Hunter Shattuck	Baylor	70	68	75	77	290	+2
	Thomas Walsh	Virginia	74	69	67	80	290	+2
	Matthew Perrine	Baylor	72	67	71	80	290	+2
32	Sam Burns	LSU	71	69	75	76	291	+3
	Grant Hirschman	Oklahoma	73	72	72	74	291	+3
	Jacob Solomon	Auburn	67	74	73	77	291	+3
35	Norman Xiong	Oregon	73	71	73	75	292	+4
	Cheng Jin	Southern California	72	70	71	79	292	+4
	Shintaro Ban	UNLV	70	68	72	82	292	+4
	Cooper Dossey	Baylor	72	70	71	79	292	+4
39	Alex Del Rey Gonzalez *	Arizona State	73	72	70	78	293	+5
	Bobby Bai	UCF	73	69	75	76	293	+5
	Nick Hardy	Illinois	72	71	75	75	293	+5
	Harry Hall	UNLV	72	72	70	79	293	+5
43	Corey Carlson	Florida State	71	73	72	78	294	+6
	Harry Ellis	Florida State	72	66	72	84	294	+6
	Philip Barbaree	LSU	74	68	71	81	294	+6
	Derek Bard	Virginia	73	68	77	76	294	+6
47	Zach Bauchou	Oklahoma State	79	68	74	74	295	+7
	Zachary Olsen	Oklahoma State	69	76	72	78	295	+7
	Luis Gagne	LSU	73	75	70	77	295	+7
	Denzel Ieremia *	Iowa State	73	70	71	81	295	+7
51	Edwin Yi	Oregon	75	74	74	73	296	+8
	Wyndham Clark	Oregon	74	69	72	81	296	+8
	Doug Ghim	Texas	77	70	72	77	296	+8
	Brad Dalke	Oklahoma	70	70	79	77	296	+8
	Danny Walker	Virginia	71	75	72	78	296	+8
56	Joshua McCarthy	Pepperdine	69	75	73	80	297	+9
	Taylor Montgomery	UNLV	72	70	78	77	297	+9
	Garrett May	Baylor	76	75	73	73	297	+9
	Braden Bailey	Baylor	74	76	72	75	297	+9
	Matt Gilchrest	Auburn	69	72	78	78	297	+9
	Trace Crowe	Auburn	73	71	71	82	297	+9
62	Eric Ricard	LSU	75	72	75	76	298	+10
	Patrick Martin	Vanderbilt	69	76	72	81	298	+10
	Ryan Benton	Auburn	73	72	75	78	298	+10
65	Michael Feagles	Illinois	69	76	78	76	299	+11
	Giovanni Tadiotto	Illinois	74	74	71	80	299	+11
	Kristoffer Ventura	Oklahoma State	74	73	73	79	299	+11
	Will Gordon	Vanderbilt	71	79	73	76	299	+11
	Rylee Reinertson	Oklahoma	74	68	74	83	299	+11
70	Clay Feagler	Pepperdine	74	77	76	73	300	+12
	Sean Crocker	Southern California	74	78	71	77	300	+12
72	Sulman Raza	Oregon	72	77	77	75	301	+13
	Juuso Kahlos	UCF	75	74	74	78	301	+13
	Manuel Elvira	UCF	73	75	75	78	301	+13
	Justin Kim	UNLV	75	74	71	81	301	+13
76	Roy Cootes	Pepperdine	75	70	73	84	302	+14
77	Steven Chervony	Texas	75	77	75	78	305	+17
78	Andrew Levitt	Southern California	71	75	76	85	307	+19
	Bennett Baker	Florida State	76	76	75	80	307	+19
80	Luke Schaap	Virginia	75	81	78	76	310	+22
81	Spencer Soosman	Texas	77	74	79	81	311	+23
	Josh Lee	Florida State	75	79	72	85	311	+23
83	Robert Geibel	Pepperdine	80	79	70	83	312	+24
84	Ryan Stovash	UCF	75	77	83	78	313	+25

RAZORBACKS 2009 NCAA RUNNER UP

2009 NCAA CHAMPIONSHIP

Apr. 26-28, 2019 - **STROKE PLAY** – Host: Toledo
Inverness Club • Toledo, Ohio
Par 71 – 7,255 yards

1.	Oklahoma State	288-280-281	849	-3
2.	Arizona State	294-281-287	862	+10
3.	Southern California	305-281-279	865	+13
	ARKANSAS	297-283-285	865	+13
	Washington	293-286-286	865	+13
6.	Michigan	296-285-287	868	+16
7.	Texas A&M	298-276-295	869	+17
	Georgia	288-285-296	869	+17
9.	TCU	299-285-289	873	+21
10.	UCF	300-283-291	874	+22
	Georgia Tech	301-285-288	874	+22
12.	Tennessee	294-289-292	875	+23
13.	San Diego	293-293-291	877	+25
14.	Duke	297-285-296	878	+26
15.	Alabama	298-288-293	879	+27
16.	South Carolina	305-286-294	885	+33
17.	Iowa	301-296-290	887	+35
18.	Chattanooga	292-297-299	888	+36
19.	Florida	310-287-292	889	+37
20.	Stanford	305-298-288	891	+39
21.	Illinois	299-291-302	892	+40
22.	Oregon	306-293-298	897	+45
23.	Texas Tech	303-292-305	900	+48
	UCLA	306-295-299	900	+48
25.	Ohio State	294-310-297	901	+49
26.	Texas	308-300-295	903	+51
27.	Virginia	306-297-301	904	+52
	Wake Forest	302-304-298	904	+52
29.	Northwestern	298-304-306	908	+56
30.	Arizona	310-302-297	909	+57

ARKANSAS INDIVIDUAL RESULTS

T23	David Lingmerth	75-72-69	216	+3
T27	Ethan Tracy	76-68-73	217	+4
T36	Andrew Landry	75-70-74	219	+6
T47	Jamie Marshall	71-78-71	220	+7
T60	Jason Cuthbertson	77-73-72	222	+9

2009 NCAA MATCH PLAY RESULTS

– QUARTERFINAL –

#8 Georgia def. #1 Oklahoma State	3-2-0
#4 Arkansas def. #5 Washington	**3-2-0**
#7 Texas A&M def. #2 Arizona State	3-1-1
#6 Michigan def. #3 Southern Cal	3-2-0

ARKANSAS	def.	Washington	3-2-0
Andrew Landry	lost to	Nick Taylor	4 & 3
David Lingmerth	**def.**	Richard Lee	**2 & 1**
Ethan Tracy	lost to	Darren Wallace	6 up
Jason Cuthbertson	**def.**	Chris Killmer	**3 & 2**
Jamie Marshall	**def.**	Tze Huang Choo	**3 & 2**

– SEMIFINAL –

#4 Arkansas def. #8 Georgia	**3-1-1**
#7 Texas A&M def. #6 Michigan	3-1-1

ARKANSAS	def.	Georgia	3-1-1
Andrew Landry	- TIED -	Brian Harman	All Square
David Lingmerth	**def.**	Hudson Swafford	**3 & 2**
Ethan Tracy	lost to	Russell Henley	2 & 1
Jason Cuthbertson	**def.**	Harris English	**2 & 1**
Jamie Marshall	**def.**	Adam Mitchell	**1 up**

– FINAL –

#7 Texas A&M def. #4 Arkansas	3-2-0

Texas A&M	**def.**	**ARKANSAS**	**3-2-0**
Bronson Burgoon	def.	Andrew Landry	1 up
Andrea Pavan	def.	David Lingmerth	7 & 6
John Hurley	def.	Ethan Tracy	6 & 4
Matt Van Zandt	**lost to**	**Jason Cuthbertson**	**3 & 1**
Conrad Shindler	**lost to**	**Jamie Marshall**	**3 & 2**

NCAA 2009 GOLF CHAMPIONSHIPS
DIVISION I • TOLEDO, OHIO

EPIC FINISH AT NCAA CHAMPIONSHIP

TOLEDO, Ohio – Andrew Landry did the improbable.

With the University of Arkansas men's golf team tied at 2-2 with Texas A&M for the 2009 NCAA Championship, Landry rallied from four down to even in his match play dual with the Aggies' Burgoon heading into the final hole.

Unfortunately, he could not do the impossible, which was hit a long putt to match Texas A&M senior Bronson Burgoon's birdie and continue the match into additional holes.

Landry hit a perfect drive down the middle of the par-4 18th hole, but Burgoon pushed his tee shot into the right rough. Landry's approach came to rest on the front fringe about 30 feet from the hole. After Burgoon slashed his second shot out of the rough, the ball landed on the green and trickled toward the hole, almost going in before stopping six inches from the cup.

The match came down to the No. 1 players for both teams after Arkansas' No. 4 and 5 players (Jamie Marshall and Jason Cuthbertson) won their matches.

The runner-up finish for Arkansas capped off one of the most impressive seasons in school history and the campaign to the championships was loaded with tournament victories, individual accolades and consistent top 20 rankings.

Arkansas' road to the championship began in the fall with victories at the Maryland and the Fighting Irish Invitationals. Ethan Tracy captured his first career collegiate win at the first tournament of the year winning at Maryland. The Razorbacks finished the fall season ranked No. 6 in the nation with only one finish out of the top six.

For the year, **Andrew Landry and David Lingmerth** each had four top 10 finishes. Landry led the team with a stroke average of 72.39, and Lingmerth came in at 73.04. Other Arkansas key players included seniors **Will Osborne, Allen McFerram and Jason Cuthbertson**; sophomores **Jamie Marshall and Sam Chavez**: and freshmen **Ethan Tracy and Chris Arvidsson**.

Arkansas had a second-place finish at the SEC Championships with a 2-under 862. It was the best performance for the Razorbacks since they took the title thirteen years ago in 1995. McMakin was named SEC Coach of the Year, Landry earned All-SEC first team honors, Lingmerth was selected to the second team and Tracy was named to the SEC All-freshman team.

Following SEC's –and for the fifth straight tournament – Arkansas finished in second place, placing runner-up at the 2009 NCAA South Central Regional Championship.

The Razorbacks closed out the 2008-2009 season with six second-place finishes. Landry earned third team PING All-America honors and Lingmerth taking an honorable mention selection. The Arkansas trio of Landry, Lingemerth and Tracy were each selected to the PING All-Central Region team.

ANDREW LANDRY

DAVID LINGMERTH

ETHAN TRACY

JASON CUTHBERTSON

JAMIE MARSHALL

LAYNE SAVOIE

ARKANSAS IN THE NCAA

YEAR	REGIONAL – Low Man		NCAA CHAMPIONSHIP – Low Man	
1963			***Ind. Only***	**R.H. Sikes (champion)**
1971		*(Regional*	20th	Chuck Brownfield (T16th)
1984		*Play Began*	18th	Mike Swartz (T6th)
1985		*in 1989)*	6th	Sean Pappas (T22nd)
1986			16th	John Daly (T14th)
1987			6th	Chris Little (T6th)
1988			12th	Greg Reid (T6t1h)
1989	T-6th	Deane Pappas (T3rd)	7th	Jack O'Keefe (T24th)
1990	10th	Hans Haas (T21st)	30th	Hans Haas (T49th)
1991	**1st**	Deane Pappas (T2nd)	T-9th	Jack O'Keefe (T16th)
		Brenden Pappas (T2nd)		
1992	2nd	Deane Pappas (2nd)	8th	Deane Pappas (T10th)
1993	T-6th	David White (119th)	7th	Bud Still (T13th)
1994	5th	Tag Ridings (T6th)	4th	Bud Still (T13th)
1955	13th	Bud Still (3rd)	***Ind. Only***	Bud Still (T102nd)
1996	T-3rd	Bud Still (T4th)	11th	Bud Still (T24th)
1997	4th	Tag Ridings (T3rd)	T-16th	Bryan Hawkins (T43rd)
1998	T-13th	Rich Morris (T41st)	--	
1999	8th	Phil Walker (T15th)	T-24th	Rich Morris (T57th)
2000	***Ind. Only***	Craig Lile (T3rd)	***Ind. Only***	Craig Lile (T47th)
2001	***Ind. Only***	Craig Lile (T30th)	--	
2002	--		--	
2003	T7th	Andrew Dahl (T1h)	27th	Andrew Dahl (T10th)
2004	17th	Andre Dahl (T45th)	--	
2005	T-6th	Matt Bortis (T11th)	T-26th	Beau Glover (T83rd)
2006	***Ind. Only***	Matt Bortis (T24th)	--	
2007	***Ind. Only***	Andrew Landry (T6th)	--	
2008	T-19th	David Lingmerth (T20th)	--	
2009	2nd	David Lingmerth (T5th)	**2nd (T3rd Stroke)**	David Lingmerth (T23rd)
2010	8th	Jamie Marshall (T13th)	--	
2011	5th	Ethan Tracy (T12th)	15th	Austin Cook (T10th)
2012	6th	Ethan Tracy (8th)	--	
2013	2nd	Austin Cook (T2nd)	10th	Nicolas Echavarria (T13th)
2014	2nd	Kolton Crawford (5th)	T-18th	Sebastian Cappelen (T9th)
2015	11th	Alvaro Ortiz (T34th)	--	
2016	T-2nd	Taylor Moore (T5th(	12th	Taylor Moore (T26th)
2017	12th	Mason Overstreet (6th)	***Ind. Only***	Mason Overstreet (2nd)
2018	14th	Alvaro Ortiz (T12th)	12th	William Buhl (T41st)
2019	6th	Julian Perico (T6th)	***Ind. Only***	Julian Perico (T34th through 54 holes)

RAZORBACKS IN INTERNATIONAL AMATEUR COMPETITION

1963 WALKER CUP - United States wins 12-8

Royal Turnberry • South Ayrshire, Scotland

R.H. Sikes - Team United States

- M. Bonallack / S. Murray, Great Britain & Ireland def. B.J. Patton / **R.H. Sikes**, USA: 4&3
- J. Carr, GB&I def. **R.H. Sikes**, USA: 7&5
- B.J. Patton / **R.H. Sikes**, USA def. M. Bonallack / S. Murray, GB&I: 1-up





2015 LATIN AMERICA AMATEUR

T3	Alvaro Ortiz	Mexico	68	73	71	67	279	-9
T11	Luis Garza	Mexico	72	73	70	72	287	-1

2016 LATIN AMERICA AMATEUR

T44	Luis Garza	Mexico	70	79	77	78	304	+16
51	Alvaro Ortiz	Mexico	68	79	--	--		

2017 LATIN AMERICA AMATEUR

T2	Alvaro Ortiz	Mexico	71	70	67	71	279	-1
T4	Julian Perico*	Peru	64	75	72	69	280	E
T38	Luis Garza	Mexico	75	69	73	79	296	+16

2018 LATIN AMERICA AMATEUR

2	Alvaro Ortiz	Mexico	69	70	70	69	278	-6
T13	Julian Perico*	Peru	76	74	67	68	285	+1
T37	Luis Garza	Mexico	76	74	76	70	296	+12

2019 LATIN AMERICA AMATEUR

1	Alvaro Ortiz	Mexico	66	72	70	66	274	-14
T25	Julian Perico	Peru	77	65	74	74	290	+2
T76	Luis Garza	Mexico	80	75	--	--	MC	

** - prior to enrolling at Arkansas*

ORTIZ WINS 2019 LATIN AMERICA AMATEUR

Alvaro Ortiz shot a final-round, 6-under-par 66 – playing the final seven holes at 5-under par – to win the 2019 Latin America Amateur Championship, played at Teeth of the Dog Golf Course at Casa de Campo. Overall, Ortiz shot rounds of 66, 72, 70 and 66 for a 14-under par total of 274 and two-stroke victory.

With the win, Ortiz, a member of the Razorbacks' golf team from 2015-18, received an invitation to play in The Masters. He was the first player to represent Mexico at The Masters since Victor Regalado in 1979.

Ortiz opened the final round with a birdie on the par-4, 1st hole and he birdied the par-5, 5th. After a bogey on the 8th hole, Ortiz made a clutch putt for par on the 9th hole. He was one stroke back at the turn behind eventual runner-up Luis Gagne, who birdied five of his first 11 holes with no bogeys.

Ortiz began his impressive run to the title with back-to-back impressive approach shots on holes 12 and 13. He would eagle the 12th, to tie Gagne at the time at -11. On the 13th hole from the rough, Ortiz knocked his approach to inside five feet for a birdie. After three pars, the last on the 16th hole which helped him take a one-stroke lead, Ortiz laid up on the short par-4, 17th hole. He nearly holed out from 99-yards out to set up a kick-in birdie and give him a two-stroke lead heading to the 18th hole. On 18, Ortiz split the fairway on the 548-yard, par-5 and reached the green in two. After lagging his eagle putt to a safe distance, Ortiz capped the Championship with a birdie to win the title with a 6-under-par 66 in the final round.

Ortiz led by three strokes after day one with an opening-round, 6-under-par 66. He shot an even-par round of 72 on day two and stood one stroke back. Ortiz posted a 2-under-par 70 in round three and lead by one stroke heading into the final round Sunday.

At the 2019 Masters, Ortiz shot a final-round, 3-under-par 69, which was third-best total on the day. Overall, Ortiz was 2-under for the Championship, shooting rounds of 73-71-73-69=286 to finish in a tie for 36th. He won the Silver Medal as runner-up for low amateur by one stroke.

A 2018 Arkansas graduate, Ortiz earned a berth to The Masters after winning the 2019 Latin America Amateur Championship in January. Ortiz became just the third Mexican-born golfer to play in The Masters.

RAZORBACKS IN INTERNATIONAL AMATEUR COMPETITION

In 2010, David Lingmerth (second from right) became the first Razorback to participate in the Palmer Cup.

Sebastian Cappelen went 3-1 to help Team Europe win the 2012 Palmer Cup.

2010 PALMER CUP - United States wins 13-11

Royal Portrush Golf Club • Portrush, Northern Ireland

David Lingmerth - Team Europe

- D. Chung / J. Randolph, USA def. **D. Lingmerth** / P. Spraggs, Europe: 5&4
- D. Chung / J. Randolph, USA def. **D. Lingmerth** / P. Spraggs: Europe: 1-up
- **D. Lingmerth**, Europe def. J. Chin, USA: 2&1
- **D. Lingmerth**, Europe def. J. Randolph, USA: 2-up

2011 PALMER CUP - United States wins 13-11

The Stanwich Club • Greenwich, Conn.

Sebastian Cappelen • Team Europe

- B. Vongvanij / A. Yun, USA def. **S. Cappelen** / I. Elvira, Europe: 2&1
- **S. Cappelen** / I. Elvira, Europe def. B. Barber / A. Carpenter, USA: 5&3
- **S. Cappelen**, Europe def. R. Henley, USA: 1-up
- **S. Cappelen**, Europe def. R. Henley, USA: 1-up

2012 PALMER CUP - Europe wins 13.5-10.5

Royal County Down Golf Club • Newcastle, Northern Ireland

Sebastian Cappelen - Team Europe

- **S. Cappelen** / J. Brun, Europe and D. Ernst / C. Mills, USA: Halved
- P. Rodgers / J. Thomas, USA def. J. Brun / **S. Cappelen**, Europe: 1-up
- **S. Cappelen**, Europe and J. Thomas, USA: Halved
- **S. Cappelen**, Europe def. C. Williams, USA: 3&2

2013 PALMER CUP - United States wins 20.5-9.5

Wilmington Country Club • Wilmington, Del.

Sebastian Cappelen - Team Europe

- **S. Cappelen** / G. Eason, Europe def. D. Berger / S. Dale, USA: 1-up
- B. Wyatt / S. Dale, USA def. P. Widegren / **S. Cappelen**, Europe: 5&4
- B. Wyatt, USA def. **S. Cappelen**, Europe, 3&2
- J. Thomas, USA def. **S. Cappelen**, Europe, 2&1

2018 PALMER CUP - United States wins 38.5-21.5

Evian Resort Golf Club • Évian-les-Bains, France

Alvaro Ortiz - Team Internationals

- **A. Ortiz** / **M. Fassi**, International def. J. Suh / S. Schubert, USA: 2&1
- S. Franken / E. Migliaccio, USA def. **A. Ortiz** / **M. Fassi**, International: 5&4
- **A. Ortiz** / K.K. Limbhasut, International def. S. Franken / S.M. Lee, USA: 5&4
- Z. Bauchou, USA def. **A. Ortiz**, International, 1-up

Arnold Palmer® CUP

BUHL WINS 2019 CANADIAN AMATEUR

William Buhl reeled off 17 pars and birdied the final hole to capture the 115th Canadian Men's Amateur Championship in convincing fashion (Aug. 5-8, 2019). He carded rounds of 69-68-67-69 for a 9-under-par, 72-hole-total of 273 to win by eight strokes at Glen Arbour Golf Course.

With the win, Buhl earned a berth into the 2019 U.S. Amateur and the 2020 RBC Canadian Open on the PGA Tour.

Buhl is the second Norwegian to play the Canadian Men's Amateur in the competition's 115-year history. With the victory, he is the first Norwegian to win a tournament on Canadian soil since Suzann Pettersen won the (now defunct) 2015 Manulife LPGA Classic as well as the 2009 CP Women's Open.



RAZORBACK ALL-AMERICANS

Sebastian Cappelen
2011 Honorable Mention
2011 Freshman
2012 Honorable Mention
2013 Second Team
2014 Second Team

Austin Cook
2011 Honorable Mention



Tim Crockett
1985 Honorable Mention

Andrew Dahl
2003 Second Team



John Daly
1987 Second Team

Nicolas Echavarria
2013 Honorable Mention

Charles Kim
2016 Honorable Mention

Andrew Landry
2007 Honorable Mention
2008 Honorable Mention
2009 Third Team

Craig Lile
2000 Honorable Mention
2001 Third Team

David Lingmerth
2009 Honorable Mention
2010 Honorable Mention



Chris Little
1987 Honorable Mention
1988 Honorable Mention

Taylor Moore
2015 Honorable Mention
2016 Honorable Mention



Jack O'Keefe
1989 Honorable Mention
1991 Honorable Mention
1992 Honorable Mention
1993 Third Team

Alvaro Ortiz
2018 Honorable Mention

Mason Overstreet
2017 Honorable Mention



Brenden Pappas
1991 Honorable Mention

Deane Pappas
1992 First Team

Greg Reid
1988 Honorable Mention



R.H. Sikes
1963 First Team

Bud Still
1993 Honorable Mention
1994 First Team
1995 Third Team
1996 First Team



Mike Swartz
1984 Honorable Mention
1986 Honorable Mention

Ethan Tracy
2012 Honorable Mention



David White
1992 Honorable Mention
1993 Third Team

RAZORBACK ALL-CONFERENCE



Mick Brethower
1982 (SWC - RV)

Matt Bortis
2005 Second Team
2006 Second Team



Steven Bright
1995 Second Team

Sebastian Cappelen
2011 2nd/Freshman
2012 First Team
2013 First Team
2014 First Team

Sam Chavez
2008 Freshman Team

Austin Cook
2010 Freshman Team

Kolton Crawford
2012 Freshman Team

Tim Crockett
1985 (SWC)

Andrew Dahl
2003 First Team
2004 First Team

John Daly
1987 (SWC)

Luis Garza
2017 Freshman

Mike Grob
1984 (SWC)

Bruce Jenkins
1981 (SWC)

Andrew Landry
2007 Second Team
2008 Second Team
2009 First Team

Craig Lile
1998 First Team
2000 First Team
2001 First Team

David Lingmerth
2009 Second Team
2010 First Team



Chris Little
1987 (SWC)
1988 (SWC)

Taylor Moore
2013 Freshman Team
2015 Second Team
2016 Second Team

Rich Morris
1998 Second Team
1999 Second Team

Jack O'Keefe
1991 (SWC)
1992 Second Team
1993 First Team

Alvaro Ortiz
2018 Second Team

Deane Pappas
1991 (SWC)
1992 First Team

Sean Pappas
1984 (SWC)
1985 (SWC)

Julian Perico
2019 Freshman

Greg Reid
1988 (SWC)
1989 (SWC)



Tag Ridings
1995 Second Team
1996 Second Team
1997 Second Team

John Sadie
1987 (SWC)
1988 (SWC)

Bob Sauerberg
1981 (SWC - RV)

Bud Still
1993 Second Team
1994 First Team
1995 First Team
1996 First Team



Mike Swartz
1984 (SWC)
1985 (SWC)

Ethan Tracy
2009 Freshman Team
2011 SEcond Team
2012 First Team

David White
1992 Second Team
1993 First Team

RAZORBACK HONORS

PING ALL-REGION

1991	Deane Pappas	VI
2005	Matt Bortis	South Central
2008	Andrew Landry	South Central
	David Lingmerth	South Central
2009	Andrew Landry	Central
	David Lingmerth	Central
	Ethan Tracy	Central
2010	David Lingmerth	Central
	Jamie Marshall	Central
2011	Sebastian Cappelen	Central
	Ethan Tracy	Central
2012	Sebastian Cappelen	Central
	Ethan Tracy	Central
2013	Sebastian Cappelen	Central
	Austin Cook	Central
2014	Sebastian Cappelen	Central
	Taylor Moore	Central
2015	Kolton Crawford	Central
	Taylor Moore	Central
2016	Taylor Moore	Central
	Nicolas Echavarria	Central
	Alvaro Ortiz	Central
2017	Alvaro Ortiz	Central
2018	Alvaro Ortiz	Central
	Mason Overstreet	Central
2019	Julian Perico	Central

ETHAN TRACY *was a three-time PING All-Region honoree, one of four Razorbacks to have at least three such honors.*

REGION COACH OF THE YEAR

2003	Mike Ketcham

BUD STILL *was the 1995 SEC Champion, 1994 SEC Player of the Year, 1993 SEC Freshman of the Year and a four-time All-SEC selection.*

INDIVIDUAL CHAMPION

1929	Billy Bridewell	SWC
1995	Bud Still	SEC
2013	Sebastian Cappelen	SEC

PLAYER OF THE YEAR

1992	Deane Pappas	SEC
1994	Bud Still	SEC

FRESHMAN OF THE YEAR

1993	Bud Still	SEC
1994	Steven Bright	SEC
1998	Craig Lile	SEC
2013	Taylor Moore	co-SEC

COACH OF THE YEAR

1984	Steve Loy	SWC
2009	Brad McMakin	SEC

SCHOLAR-ATHLETE OF THE YEAR

2012	Austin Cook	SEC
2013	Austin Cook	co-SEC
2019	Mason Overstreet	SEC

SEC COMMUNITY SERVICE TEAM

2003	Andrew Dahl
2004	Andrew Dahl
2009	Jamie Marshall
2010	Ty Spinella
2011	Joe Doramus
2012	Austin Cook
2013	Josh Eure
2014	Zach Coats
2015	Kolton Crawford
2016	Taylor Moore
2017	Alvaro Ortiz
2018	Alvaro Ortiz
2019	Landon Ernst

SEC GOLFER OF THE WEEK

2000	Craig Lile (2/23)
	Craig Lile (3/31)
2001	Craig Lile (3/6)
2002	Beau Glyean (2/21)
2003	Andrew Dahl (3/17)
	Andrew Dahl (4/10)
2004	Matt Bortis (2/19)
2005	Matt Bortis (3/30)
2006	Matt Bortis (4/6)
2010	David Lingmerth (2/18)
2011	Sebastian Cappelen (3/17)
2012	Sebastian Cappelen (4/11)
2014	Taylor Moore (2/19)
2015	Taylor Moore (02/18)
	Kolton Crawford (02/25)
	Taylor Moore (03/04)
2016	Taylor Moore (03/02)
2017	Charles Kim (2/22)
2018	Luis Garza
	Alvaro Ortiz (3/14)



CRAIG LILE *was the 1998 SEC Freshman of the Year and was a three-time SEC Golfer of the Week.*

SEC FRESHMAN OF THE WEEK

2016	Charles Kim (2/10)
2017	Luis Garza (3/15)

GCAA ALL-AMERICAN SCHOLAR

1993	David White
1997	Tag Ridings
1998	Rich Morris
1999	Rich Morris
2016	Kolton Crawford
2016	Nicolas Echavarria

GCAA ACADEMIC TEAM AWARD

2012
2016

MULTIPLE INDIVIDUAL TITLES

Craig Lile (5)
2000-01 - USTA Invitational
2000-01 - Cleveland Golf Collegiate
2000-01 - SMS Challenge
1999-00 - Lexus Intercollegiate
1999-00 - USTA Invitational

Sebastian Cappelen (4)
2013-14 - Crooked Stick Intercollegiate
2012-13 - SEC Championship
2011-12 - Cabo Collegiate
2010-11 - Seminole Intercollegiate

Andrew Dahl (3)
2003-04 - Morris Williams Intercollegiate
2002-03 - Border Olympics
2002-03 - SMU Stonebridge Invitational

Deane Pappas (3)
1991-92 - Red River Classic
1991-92 - Border Olympics
1991-92 - The Woodlands All-American

Tag Ridings (3)
1996-97 - William H. Tucker
1995-96 - Univ. of San Francisco Invitational
1994-95 - Ping Tour Tulsa Invitational

Matt Bortis (2)
2005-06 - Wolf Pack Invitational
2004-05 - National Invitational Tournament

Jamie Marshall (2)
2010-11 - Cabo Collegiate
2009-10 - Wolverine at Radrick Farms

Jack O'Keefe (2)
1992-93 - Border Olympics
1991-92 - Colorado Fox-Acres Invitational

Bud Still (2)
1994-95 - SEC Championship
1993-94 - Ping/Golfweek Preview

Alvaro Ortiz (2)
2017-18 - Southern Intercollegiate
2015-16 - Aggie Invitational

David White (2)
1991-92 - Ping/Golfweek Preview
1992-93 - Thunderbird Invitational

INDIVIDUALS TO WIN 1 TITLE

William Buhl - Gopher Invitational (2018-19)
Nicolas Echavarria - Southern Intercollegiate (2015-16)
Luis Garza - Southern Intercollegiate (2017-18)
Mike Grob - Acapulco International Inter. (1984-85)
Charles Kim - Sun Trust/Gator Invitational (2016-17)
Andrew Landry - Reunion Intercollegiate (2008-09)
David Lingmerth - Battle at the Beach (2009-10)
Chris Little - John Burns Invitational (1987-88)
Taylor Moore - All-American Intercollegiate (2015-16)
Rich Morris - Louisiana Classics (1998-99)
Mason Overstreet - Jerry Pate Intercollegiate (2017-18)
Julian Perico - Jerry Pate Intercollegiate (2018-19)
Tyson Reeder - Husker Invitational (2018-19)
Bob Sauerberg - Pinehurst Intercollegiate (1980-81)
R.H. Sikes - NCAA Championship (1962-63)
Chris Speight - Cleveland/Palmetto Classic (1998-99)
Ethan Tracy - Maryland Invitational (2008-09)
Jason Turner - Oklahoma Intercollegiate (2007-08)
Phil Walker - Mercedes-Benz Collegiate (1997-98)
Jon Whitaker - Mauna Kea Collegiate (1996-97)

TEAM WINS

9 Border Olympics (1987-88, 1991-92, 1992-93, 1993-94, 1994-95, 1995-96, 2002-03, 2007-08, 2010-11)

3 All-America Intercollegiate: (1991-92 at Richmond, TX; 2011-12 at The Woodlands, TX; 2015-16 at Humble, TX)

2 Billy Hitchcock Intercollegiate (1992-93, 2002-03)
Colorado-Fox Acres Invitational (1991-92, 1992-93)
Gopher Invitational (2011-12, 2017-18)
John Hayt Invitational (2010-11, 2011-12)
Querencia Cabo Collegiate (2010-11, 2011-12)
SEC Championship (1994-95, 2018-19)
SunTrust Gator Invitational (2013-14, 2016-17)

1 Acapulco International Intercollegiate (1984-85)
Adam's Cup/Newport (1996-97)
All-American Classic (1983-84)
Arizona Invitational (1984-85)
Butler National Invitational (1984-85)
Callaway Collegiate Match Play Championship (2011-12)
Crooked Stick Intercollegiate (2013-14)
Crown Classic (1996-97)
Del Walker Intercollegiate. (2006-07)
Fighting Illini Invitational (2012-13)
Fighting Irish Golf Classic. (2008-09)
General Hackler Championship (2002-03; 2012-13)
Git-R-Done Husker Invitational (2018-19)
Golfweek Conference Challenge (2011-12)
Hal Sutton Invitational (1986-87)
Harvey Penick Intercollegiate (1987-88)
Kroger Intercollegiate (1997-98)
Louisiana Classics (1996-97)
Maryland Collegiate (2008-09)
Mauna Kea Resort Collegiate (1996-97)
Mountaineer Intercollegiate (2016-17)
NCAA Central Regional (1990-91)
Queen's Harbor Intercollegiate (1992-93)
Red River Classic (1991-92)
Redstone Challenge (2009-10)
Seminole Intercollegiate (2010-11)
Southern Intercollegiate (2017-18)
Southwestern Intercollegiate (1991-92)
SW Louisiana Cajun Classic (1987-88)
Stephen F. Foster Invitational (1995-96)
Taylor Made Intercollegiate (1992-93)
Thunderbird/ASU Intercollegiate (1994-95)
Towson Invitational (2014-15)
Windon Memorial Classic. (2011-12)

** The University of Arkansas men's golf archives are not complete. Numbers in the records section include those that can be documented in the UA archives and Golfstat archives (1992-pres.).*



THE 2011-12 RAZORBACKS *won a school-record seven events. The squad featured All-Americans* ***AUSTIN COOK***, **SEBASTIAN CAPPELEN** *and* **ETHAN TRACY** *as well as* **KOLTON CRAWFORD**, *who was named to the SEC All-Freshman Team.*

COACHING STAFF

BRAD McMAKIN

ARKANSAS HEAD COACH

23 Years as Head Coach
- **13 Years as Head Coach at Arkansas**
- **10 Years as Head Coach at Lamar**

Alma Mater: Oklahoma, 1991 (Communications)
Hometown: Beaumont, Texas
Birth Date: March 12, 1968
Family: Tonia (wife); Matthew (son)

IN 23 YEARS AS HEAD COACH...	10 at Lamar	13 at Arkansas
• 18 NCAA Regional Appearances	**6:** 2001, '02, '03, '04, '05, '06	**12:** 2008, 09, '10, '11, '12, '13 '14, '15, '16, '17, '18, '19
• 7 Teams Advanced to NCAA Championships	**1:** 2006	**6:** 2009, '11, '13, '14, '16, '18
• 3 Individuals Advanced to NCAA Championship	**1:** 2003	**1:** 2017, '19
• 3 NCAA Top 10 Finishes	**1:** 2006 (9th)	**2**: 2013 (10th), **2009 (2nd)**
• 4 NCAA Regional Runner-Up Finishes	-	**4:** 2009, '13, '14, '16
• 6-ime Conference Coach of the Year	**5:** 1999, '01, '02, '03, '06	**1:** 2009
• 5 Team Conference Championships	**4:** 2001, '02, '03, '06	**1:** 2019
• 4 Individual Conference Champions	**3:** 2001, '02, '03	**1:** 2013
• 21 All-American Honors	**5**	**17**
• 24 All-Region Honors	-	**24**
• 40 All-Conference Honors	**26**	**14**

• AT ARKANSAS: 28 team wins, including one in all 13 years at Arkansas
18 individual wins
70 Spring SEC Academic Honor Roll honorees
23 SEC First-Year Academic Honor Roll winners

YEAR-BY-YEAR AS HEAD COACH

– LAMAR UNIVERSITY –

Year	Conf. Finish	NCAA Regional Finish	NCAA Championship Finish	NOTE
1996-97	T-5th	-	-	
1997-98	9th	-	-	
1998-99	6th	-	-	Southland Coach of the Year
1999-00	5th	-	-	
2000-01	**1st**	T-18th	-	Southland Coach of the Year
2001-02	**1st**	T-17th	-	Southland Coach of the Year
2002-03	**1st**	13th	(Ind. / **3rd**)	Southland Coach of the Year
2003-04	2nd	13th	-	
2004-05	3rd	12th	-	
2005-06	**1st**	5th	t-9th	Southland Coach of the Year GCAA Central Region Coach of the Year Won NCAA-best 7 tournaments

– UNIVERSITY of ARKANSAS –

Year	Conf. Finish	NCAA Regional Finish	NCAA Championship Finish	NOTE
2006-07	10th	(Ind. / 6th)	-	
2007-08	12th	T-19th	-	
2008-09	2nd	T-2nd	2nd	SEC Coach of the Year
2009-10	4th	8th	-	
2010-11	6th	5th	15th	Dave Williams Award Finalist (1 of 12)
2011-12	5th	6th	-	7 team wins tied school record
2012-13	6th	2nd	10th	
2013-14	T-6th	2nd	T-18th	
2014-15	6th	11th	-	
2015-16	T-3rd	T-2nd	12th	
2016-17	12th	8th	(Ind. / **2nd**)	
2017-18	T-4th	T-4th	12th	
2018-19	**1st**	6th	(Ind. / T-34th)	

PLAYER HONORS

LAMAR (1996-2006)

- **ALL-AMERICANS (3 Players / 5 Honors)**
  2003: Chris Stroud / 3rd team
  2004: Chris Stroud / 1st team
  2005: Dawie Van Der Walt / HM
  2006: Dawie Van Der Walt / 2nd team
  Dusty Smith / HM
- **NCAA POSTSEASON TOP 10's**
  2003: Chris Stroud / Regional / 5th
  Chris Stroud / Championship / 3rd
  2006: Dawie Van Der Walt / Regional / 3rd
  Dawie Van Der Walt / Championship / 4th
  Dusty Smith / Championship / 10th
- **CONFERENCE PLAYER OF THE YEAR (5)**
  2001: Chris Stroud
  2002: Chris Stroud
  2003: Chris Stroud
  2004: Chris Stroud
  2006: Casey Clendenon
- **CONFERENCE CHAMPIONS (3)**
  2001: Chris Stroud
  2002: Mark Van Hoose
  2003: Chris Stroud
- **ALL-CONFERENCE (14 Players / 26 Honors)**
  1997: Joran Meeks / 1st team
  1999: Andy Ternes / 1st team
  Joran Meeks / 2nd team
  2000: Gavin Flint / 1st team
  Andy Ternes / 3rd team
  2001: Chris Stroud / 1st team
  Matt Larson / 2nd team
  Joe Kunick / 3rd team
  2002: Chris Stroud / 1st team
  Mark Van Hoose / 1st team
  Matt Larson / 2nd team
  2003: Chris Stroud / 1st team
  Matt Larson / 1st team
  Mark Van Hoose / 1st team
  Shawn Stefani / 2nd team
  2004: Chris Stroud / 1st team
  Shawn Stefani / 1st team
  2005: Dawie Van Der Walt / 1st team
  Shawn Stefani / 2nd team
  Andre Mtzger / 2nd team
  Dusty Smith / 3rd team
  2006: Casey Clendenon / 1st team
  Dawie Van Der Walt / 1st team
  Dusty Smith / 1st team
  Oliver Bekker / 1st team
  Justin Harding / 3rd team
- **CONFERENCE NEWCOMER OF THE YEAR (1)**
  2002: Mark Van Hoose (Newcomer)
- **CONFERENCE FRESHMAN OF THE YEAR (4)**
  2000: Gavin Flint (Freshman)
  2001: Chris Stroud (Freshman)
  2005: Dawie Van Der Walt (Freshman)
  2006: Oliver Bekker (Freshman)

ARKANSAS (2006-Pres.)

- **PALMER CUP (3 Players / 5 Years)**
  2000: David Lingmerth / Europe
  2011: Sebastian Cappelen / Europe
  2012: Sebastian Cappelen / Europe
  2013: Sebastian Cappelen / Europe
  2018: Alvaro Ortiz / International
- **ALL-AMERICANS (10 Players / 17 Honors)**
  2007: Andrew Landry / HM
  2008: Andrew Landry / HM
  2009: Andrew Landry, / 3rd team
  David Lingmerth / HM
  2010: David Lingmerth / HM
  2011: Sebastian Cappelen / HM
  Austin Cook / HM
  2012: Sebastian Cappelen / HM
  Ethan Tracy / HM
  2013: Sebastian Cappelen / 2nd team
  2013: Nicolas Echavarria / HM
  2014: Sebastian Cappelen / 2nd team
  2015 Taylor Moore / HM
  2016: Taylor Moore / HM
  Charles Kim / HM
  2017: Mason Overstreet / HM
  2018: Alvaro Ortiz / HM
- **NCAA POSTSEASON TOP 10's**
  2007: Andrew Landry / Regional / T-6th
  2009: David Lingmerth / Regional / T-5th
  2011: Austin Cook / Championship / T-10th
  2012: Ethan Tracy / Regional / 8th
  2013: Austin Cook / Regional / T-2nd
  Taylor Moore / Regional / T-8th
  2014 Kolton Crawford / Regional / 5th
  Sebastian Cappelen / Regional / T-6th
  Sebastian Cappelen / Championship / T-9th
  Nicolas Echavarria / Regional / T-6th
  2016 Taylor Moore / Regional / T-5th
  2017 Mason Overstreet / Regional / 6th
  Mason Overstreet / Championship / 2nd
- **ALL-REGION (12 Players / 24 Honors)**
  2008: Andrew Landry / South Central
  David Lingmerth / South Central
  2009: Andrew Landry / Central
  David Lingmerth / Central
  Ethan Tracy / Central
  2010: David Lingmerth / Central
  Jamie Marshall / Central
  2011: Sebastian Cappelen / Central
  Ethan Tracy / Central
  2012: Sebastian Cappelen / Central
  Ethan Tracy / Central
  2013: Sebastian Cappelen / Central
  Austin Cook / Central
  2014: Sebastian Cappelen / Central
  Taylor Moore / Central
  2015: Kolton Crawford / Central
  Taylor Moore / Central
  2016: Taylor Moore / Central
  Nicolas Echavarria / Central
  Alvaro Ortiz / Central
  2017: Alvaro Ortiz / Central
  2018: Alvaro Ortiz / Central
  Mason Overstreet / Central
  2019: Julian Perico / Central
- **CONFERENCE CHAMPIONS (1)**
  2013: Sebastian Cappelen
- **SCHOLAR-ATHLETE OF THE YEAR (3)**
  2012: Austin Cook
  2013: Austin Cook
  2019: Mason Overstreet
- **ALL-CONFERENCE (6 Players / 14 Honors)**
  2007 : Andrew Landry / 2nd
  2008: Andrew Landry / 2nd
  2009: Andrew Landry / 1st)
  David Lingmerth / 2nd
  2010: David Lingmerth / 1st
  2011: Sebastian Cappelen / 2nd
  Ethan Tracy / 2nd
  2012: Sebastian Cappelen / 1st
  Ethan Tracy / 1st
  2013: Sebastian Cappelen /1st
  2014: Sebastian Cappelen /1st
  2015: Taylor Moore / 2nd
  2016: Taylor Moore / 2nd
  2018: Alvaro Ortiz / 2nd
- **CONFERENCE FRESHMAN OF THE YEAR (1)**
  2013: Taylor Moore
- **ALL-FRESHMAN (7)**
  2008: Sam Chavez
  2009: Ethan Tracy
  2010: Austin Cook
  2011: Sebastian Cappelen
  2012: Colton Crawford
  2013: Taylor Moore
  2017: Luis Garza
  2019: Julian Perico

BARRETT LAIS

ARKANSAS ASSISTANT COACH

- **9 Years at Arkansas**

- Alma Mater: Arkansas, 2008 (Business)
- Hometown: Joplin, Mo.
- 4-yr letterman at Arkansas ... 4x SEC Honor Roll ... 4x Lon Farrell Academic Award winner at Arkansas.
- Was assistant coach at Denver two years (2008-10) prior to Arkansas.
- Wife: Jessica. Kids: Sawyer, Evelyn, the late Hudson LaMar

ARKANSAS THROUGH THE YEARS

YEAR	RDS	STROKES	SCORING AVERAGE	WINS	CONF. FINISH	NCAA REGIONAL FINISH	NCAA FINISH	ALL CONF	ALL REGION	ALL AMERICA
1947-48	-	-	-	-	3		-	-	-	-
1948-49	-	-	-	-	4		-	-	-	-
1949-50	-	-	-	-	3		-	-	-	-
1951-52	-	-	-	-	DNP		-	-	-	-
1951-52	-	-	-	-	7		-	-	-	-
1952-53	-	-	-	-	3		-	-	-	-
1953-54	-	-	-	-	6		-	-	-	-
1954-55	-	-	-	-	3		-	-	-	-
1955-56	-	-	-	-	7		-	-	-	-
1956-57	-	-	-	-	4		-	-	-	-
1957-58	-	-	-	-	**CHAMP**		-	-	-	-
1958-59	-	-	-	-	7					
1959-60	-	-	-	-	7		-	-	-	-
1960-61	-	-	-	-	7		-	-	-	-
1961-62	-	-	-	-	2		-	-	-	-
1962-63	-	-	-	-	5		**IND CHAMP**	-	-	1
1963-64	-	-	-	-	6		-	-	-	-
1964-65	-	-	-	-	5		-	-	-	-
1965-66	-	-	-	-	2		-	-	-	-
1966-67	-	-	-	-	4		-	-	-	-
1967-68	-	-	-	-	7		-	-	-	-
1968-69	-	-	-	-	4		-	-	-	-
1969-70	-	-	-	-	6		-	-	-	-
1970-71	-	-	-	-	2		20	-	-	-
1971-72	-	-	-	-	3		-	-	-	-
1972-73	-	-	-	-	5		-	-	-	-
1973-74	-	-	-	-	7		-	-	-	-
1974-75	-	-	-	-	7		-	-	-	-
1975-76	-	-	-	-	7		-	-	-	-
1976-77	-	-	-	-	t-5		-	-	-	-
1977-78	-	-	-	-	4		-	-	-	-
1978-79	-	-	-	-	5		-	-	-	-
1979-80	-	-	-	-	5		-	-	-	-
1980-81	-	-	-	-	6		-	2	-	-
1982-82	-	-	-	-	5		-	1	-	-
1982-83	-	-	-	-	7		-	-	-	-
1983-84	-	-	-	1	2		18	3	-	1
1984-85	-	-	-	3	2		6	3	-	1
1985-86	-	-	-	0	t-2		16	-	-	1
1986-87	41	12,131.4	295.89	1	t-2		6	3	-	2
1987-88	--	-	-	3	t-4 **%**		12	3	-	2
1988-89	40	11,900.4	297.51	0	3	t-6	7	1	-	1
1989-90	43	13,012.4	302.61	0	6	10	30	-	-	-
1990-91	44	13,177.8	299.50	1	3	**CHAMP**	t-9	2	1	2
1991-92	46	13,438	292.13	5	3	2	8	3	-	3
1992-93	46	13,424	291.83	5	2	t-6	7	3	-	3
1993-94	43	12,656	294.33	1	4	5	4	1	-	1
1994-95	38	11,177	294.13	3	**CHAMP**	13	Ind.	3	-	1
1995-96	46	13,670	297.17	2	3	t-3	11	2	-	1
1996-97	40	11,843	296.08	4	8	4	t-16	1	-	-
1997-98	33	9,661	292.76	1	9	t-13	-	2	-	-
1998-99	38	11,367	299.13	0	11	8	t-24	1	-	-
1999-00	35	10,468.2	299.09	0	11	Ind.	Ind.	1	-	1
2000-01	34	10,133	298.03	0	10	Ind.	-	1	-	1
2001-02	36	10,744	298.44	0	6	-	-	-	-	-
2002-03	39	11,423	292.90	3	7	t-7	27	1	-	1
2003-04	39	11,415	292.69	0	9	17	-	1	-	-
2004-05	36	10,590	294.17	0	8	t-6	t-26	1	1	-
2005-06	33	9,665	292.88	0	7	Ind.	-	1	-	-
2006-07	37	10,943	295.76	0	10	Ind.	-	1	-	1
2007-08	36	10,593	294.25	1	12	t-19	-	1	2	1
2008-09	38	11,085	291.71	2	2	2	**RUNNER-UP**	2	3	2
2009-10	35	10,121.8	289.19	1	4	8	-	1	2	1
2010-11	38	10,964.6	288.54	4	6	5	15	2	2	2
2011-12	33	9,493	287.67	7	5	6	-	2	2	2
2012-13	37	10,744	290.38	2	6	2	10	1	2	2
2013-14	39	11,289	289.46	2	t-6	2	t-18	1	2	1
2014-15	32	9,254.4	289.20	1	6	11	-	1	2	1
2015-16	39	11,247.6	288.40	1	t-3	t-2	12	1	3	2
2016-17	39	11,245.4	288.34	2	12	8	**IND. RUNNER-UP**	-	1	1
2017-18	42	11,980.8	285.26	2	t-4	t-4	12	1	2	1
2018-19	38	10,886.6	286.49	2	**CHAMP**	6	Ind.	-	1	-

NOTE: from 1947-48 through 1970-71 seasons, Southwest Conference finish was based on round-robin results versus league opponents

% - Arkansas was the 1987-88 Southwest Conference Regular-Season Champion

NOTE: Arkansas was a member of the Southwest Conference from 1947-48 to 1990-91

** The University of Arkansas men's golf archives are not complete. Numbers in the records section include those that can be documented in the UA archives and Golfstat archives (1992-pres.).*

ALVARO ORTIZ *holds the school record for lowest single-season scoring average, posting a 71.24 in his senior season (2017-18). He was also named All-SEC, All-Region and All-American.*

ETHAN TRACY *was a three-time All-Region selection, two time All-SEC pick and a 2012 All-American*

LETTERMEN *(based on available records)*

A

Bill Agler	1973-75	Fort Smith, Ark.
Henrie Anderson	1994	N/A
Beryl Anthony	1959-60	El Dorado, Ark.
Christoffer Arvidsson	2009-11	Falkenberg, Sweden
Ted Ashcraft	1983	N/A

B

Richard Back	1971-72	McLean, Texas
Bob Baker	1975-78	Fordyce, Ark.
Miller Barber	1953-54	Texarkana, Ark.
Jeff Barlow	1987-88	N/A
Dennis Barnes	1978	Sherman, Texas
Ray Bob Barnes	1954, 57-58	Fayetteville, Ark.
Jerald Murphy Barnett	1956	N/A
Tom Barsamian	1975	Brookfield, Wis.
Bo Baumeister	1973	Fort Smith, Ark.
Nick Beach	2003	Fayetteville, Ark.
David Bendigo	1981	North Little Rock, Ark.
Austin Berkovsky	2008	Aledo, Texas
Anthony Beryl	1959-60	N/A
Bo Beumeister	1973-75	Fort Smith, Ark.
Blake Biddle	2014	St. Charles, Ill.
Jim Billingsly	1952-53	Helena, Ark.
Todd Bindner	1981-83	Paullina, Iowa
Ryan Blagg	2000-02	Mansfield, Texas
Joseph Craig Boone	1954-57	N/A
Matt Bortis	2004-06	Springfield, Mo.
John Boyd	1978-81	Littleton, Colo.
John Bracken	1978-82	Seattle, Wash.
Paul Bradshaw	2003-04	Cape Town, South Africa
Jeremy Branch	1995	Fort Smith, Ark.
Buck Branson	1994-95	Dallas, Texas
Jerry Breckenridge	1957-59	Hot Springs, Ark.
Mick Brethower	1980-82	Evergreen, Colo.
William Bridwell	1929	N/A
Jeff Briggs	2000	San Antonio, Texas
Steven Bright	1994-97	Tyler, Texas
William Brodell	1972	Milwaukee, Wis.
Brad Brooks	1979-81	Elizabeth City, N.C.
Bill Brown	1971-73	Little Rock, Ark.
Casey Brown	1995-98	Fort Smith, Ark.
Kevin Brown	1996-99	Fort Smith, Ark.
Sammy Brown	1967-69	Morrilton, Ark.
Charles Brownfield	1968-71	Stamford, Texas
William Buhl	**2017-19**	**Fairhope, Ala.**
Hunter Buwick	2005-08	Norman, Okla.

C

Charles Cain	1938	N/A
Scotty Campbell	2004-07	Conway, Ark.
Daniel Candon	2008	Miami Beach, Fla.
Sebastian Cappelen	2011-2014	Odense, Denmark
Andrew Carroll	2006-08	Little Rock, Ark.
Charles Richard Chapman	1956	N/A
Sam Chavez	2008-09	Hillsborough, Calif.
Lelan Chiles	1978	Odessa, Texas
Jim Cisne	1969-71	Jacksonville, Ill.
Gary Clark	1992-93	London, England
James Clark	1938	N/A
Twomey Michael Clifford Jr.	1951-52	N/A
Bruce Clinton	1995-97	Little Rock, Ark.
Zach Coats	2014-16	Springdale, Ark.
Ray Cole	1940	N/A
Randy Coleman	1964-67	Little Rock, Ark.
Frederico Colombo	2007	Giussano, Italy
Austin Cook	2010-13	Jonesboro, Ark.
Jason Cowan	1991	Bartlesville, Okla.
David Cowger	1979-80, 82	Houston, Texas
Stephen Cox	2006-07	Jonesboro, Ark.
Kolton Crawford	2012-16	Mansfield, Texas
Jack Crews	1979-80	Tulsa, Okla.
Tim Crockett	1984-85	N/A
Thomas Crow	1972	N/A
Joe "Jody" Crumpler Jr.	1959-60	Fayetteville, Ark.
Jason Cuthbertson	2007-09	Conway, Ark.

D

Andrew Dahl	2002-04	Salinas, Calif.
Jon Daly	1986-88	Dardanelle, Ark.
Donny Davis	1980-81, 83	Fort Smith, Ark.
Scott Davis	1982-1984	N/A
Mike Debons	1972-74	Paragould, Ark.
Scott DeGeer	1981	Tulsa, Okla.
Kris DenBesten	1982	N/A
Jim Denniston	1975	Fort Smith, Ark.
Packard Dewitt	1988	Fort Smith, Ark.
Ryke Dismuke	1998-00	Mt. Pleasant, Texas
Joe Doramus	2010-13	Little Rock, Ark.

E

Nicolas Echavarria	2013-16	Mansfield, Texas
Noah Edmondson	**2016-19**	**Davidson, N.C.**
Drew Eibner	2006-07	Cary, N.C.
William Eldridge	1974-76	Augusta, Ark.
Rod Ellis	1991-95	Sidney, Australia
Landon Ernst	**2018**	**Mansfield, Texas**
Mike Etherington	1990	San Fancisco, Cal.
Josh Eure	2010-14	Crofton, Md.

F

Josh Farrell	2002-06	Springdale, Ark.
Chad Faucette	2002-04	Katy, Texas
Ryan Fauchier	1996	Southlake, Texas
Brady Fennel	2005	Fayetteville, Ark.
Al Fiscus	1975	Wynne, Ark.
Greg Flanagan	1999	Texarkana, Ark.
Scott Frisch	1987	N/A
Thomas Howard Fuqua	1962	N/A
Ronnie D. Futch	1972	N/A

G

Luis Garza	**2017-19**	**Leon, Mexico**
Jim Gabel	1969	Fayetteville, Ark.
Beau Galyean	2000-03	Ardmore, Okla.
Miles Gassaway	2002	Cabot, Ark.
Everett Gee Jr.	1952-54	Blytheville, Ark.
Wil Gibson	**2019**	**Jonesboro, Ark.**
Beau Glover	2004-07	Sherwood, Ark.
Spencer Lawrence Gordon	1955-56	N/A
Mike Grob	1984-86	Billings, Mont.

H

Chris Hacker	1989-90	Liberty, Tex.
Richard Hall	1993	London, England
William F. Hall	1964-65	Camden, Ark.
J.C. Halsell	1995	Little Rock, Ark.
Rogers Hannan	1941	N/A
Beverly T. Hargraves	1972-73	Helena, Ark.
Hans Hass	1990-91	Forth Worth, Texas
Mike Hastings	1964-66	Waxahachie, Texas
Bryan Hawkins	1997-98	Lufkin, Texas
Nash Haxel	1983	N/A
Greg Hays	1975-78	Fayetteville, Ark.
John Hays	1991-94	Austin, Texas
Louis Henderson	1957-59	Little Rock, Ark.
Nigel Herd	1999-00	Knysna, South Africa
Drew Higginbothom	1999-03	Marianna, Ark.
Jim Highley	1978	Palatine, Ill.
Darren Holder	2003	N/A
Keith Holloway	1939	N/A
Eric Hoos	1984	N/A
Andrew Hopkins	2007-08	Little Rock, Ark.
Jay Houk	2000	Rogers, Ark.
Louis Ralph Howard	1956	N/A
Tommy Howard	1967	Pryor, Okla.

I

Joe Ingram	1978	Kansas City, Mo.

J

Scott Jackson	2002	Russellville, Ark.
David James	2003-04	Baleares, Spain
Bruce Jenkins	1980-81	Little Rock, Ark.
Eddie Jones	1978	Tulsa, Okla.

K

Donn Kerby	1959-60	Little Rock, Ark.
Mike Ketchum	1986-87	Ottumwa, Iowa
Charles Kim	2016-18	Cedar Park, Texas
Petey King	1986-89	North Little Rock, Ark.

L

Blake Ladd	1994	Sulpher Springs, Texas
Barrett Lais	2004-08	Joplin, Mo.
Jery Lammers II	1968	Isa, Mich.
Andrew Landry	2007-09	Groves, Texas
Fred Lassetter	1989-90	Missouri City, Tex.
Drew Lathem	2005	Kansas City, Mo.
Alan Lee	2008	Lima, Peru
David Carson Lee	1964	N/A
Mark Lietzke	1990	Jay, Okla.

A two-time All-American, **DAVID LINGMERTH** *helped lead the Razorbacks to a runner-up finish at the 2009 NCAA Championships. Lingmerth was the Memorial Tournament in 2015 en route to a top 40 finish in the PGA Tour FedEx Cup.*

Craig Lile ... 1998-01 ... Capetown, South Africa
John David Lindsey ... 1990 ... Fayetteville, Ark.
David Lingmerth ... 2008-10 ... Tranas, Sweden
Gray Linzel ... 1954-56 ... Little Rock, Ark.
Chris Little ... 1987-88 ... Capetown, South Africa

M

Chad Magee ... 1988-89 ... Tyler, Texas
Mark Mallard ... 1993 ... Gallatin, Tenn.
Gary Markland ... 1964 ... Little Rock, Ark.
Virgil Waner Marks ... 1947-50 ... N/A
Rex Marsh ... 1957 ... Arkansas City, Mo.
Jamie Marshall ... 2008-11 ... Castle Rock, Colo.
Mike Mathies ... 1978 ... Evergreen, Colo.
David Matthews ... 1968-69 ... Fayetteville, Ark.
Douglas Matthews ... 1969 ... Batesville, Ark.
Ronnie McCann ... 1982 ... N/A
David McCauley ... 1965-66 ... Pine Bluff, Ark.
Richard Allen McCaulley ... 1960-63 ... Pine Bluff, Ark.
Craig McCollough ... 2000 ... Tulsa, Okla.
James McCord ... 1966-67 ... Fayetteville, Ark.
Mike McCutcheon ... 1965-67 ... Little Rock, Ark.
Allen McFerran ... 2005-09 ... Ft. Smith, Ark.
Jim McGovern ... 1986-87 ... Boulder, Colo.
McGrail ... 1983 ... N/A
David McNair ... 1940 ... N/A
Thomas McNair ... 1968-69 ... Fayetteville, Ark.
William Richard McNair ... 1941 ... N/A
Wes McNulty ... 1990-91 ... Pine Bluff, Ark.
Ed McSpadden ... 1999-01 ... Russellville, Ark.
William Meason ... 2011-14 ... Alpharetta, Ga.
Wayne Meeks ... 1968-69 ... Camden, Ark.
William P. Messenger ... 1951 ... N/A
Mike Miller ... 1995-96 ... Shamrock, Texas
Bill Montgomery ... 1971 ... N/A
John Mac Moore ... 1957-58 ... Arkadelphia, Ark.
Randy Moore ... 1975 ... Texarkana, Ark.
Taylor Moore ... 2013-16 ... Edmond, Okla.
Jimmy Morris ... 1984 ... N/A
Rich Morris ... 1996-99 ... El Dorado, Kan.
Byron R. Morse ... 1938 ... N/A
James Lewis Moseley ... 1948-50 ... N/A
Mike Mosser ... 1970-72 ... N/A
Dan Plunkett Murphy ... 1961-62 ... Texarkana, Ark.
Dick Miller Murphy ... 1961-62 ... Texarkana, Ark.
Seth Murphy ... 2001-04 ... Athens, Texas

N

Dylan Naidoo ... 2017-18 ... Craigavon, South Africa
John Richard Newcomb ... 1955-56 ... N/A
Gordon Norwood ... 1969 ... Pine Bluff, Ark.

O

Ronny Ocker ... 1981-82 ... Van Buren, Ark.
Jack O'Keefe ... 1989-93 ... Little Rock, Ark.
Kenneth P. Oliver Jr. ... 1963 ... El Dorado, Ark.
Paul Oliver ... 1975 ... Fort Smith, Ark.
Alvaro Ortiz ... 2015-18 ... Zapopan, Mexico
Will Osborne ... 2005-09 ... Wichita Falls, Texas
Mason Overstreet ... 2017-19 ... Kingfisher, Okla.
Dalton Owens ... 2006-10 ... Mt. Vernon, Mo.

P

Mike Pace ... 1990-91, 94 ... Carthage, Mo.
Brenden Pappas ... 1990-93 ... Phalaborwa, South Africa
Deane Pappas ... 1989-92 ... Phalaborwa, South Africa
Sean Pappas ... 1984-87 ... Phalaborwa, South Africa
Peter Pascoe ... 1991-92 ... Boksburg, South Africa
Jordan Payne ... 2006 ... West Memphis, Ark.
Stan Payne ... 1991 ... Pine Bluff, Ark.
Will Pearson ... 2011-2012 ... Memphis, Tenn.
Julian Perico ... 2019 ... Lima, Peru
Tobias Pettersson ... 2010-2012 ... Kalmar, Sweden

The program's all-time leader with 25 top 10 finishes, **ANDREW LANDRY** *was a three-time All-American from 2007-09. Landry earned his PGA Tour card in 2015 after finish in the top 25 of the Web.com Tour regular season money list.*

Stephen Phaup ... 1998-00 ... N. Little Rock, Ark.
Kevin Phillips ... 1983 ... N/A
Ellis Poisall Jr. ... 1955-56 ... N/A
Bill Powell ... 1969 ... Oklahoma City, Okla.
George Scott Puryear ... 1941 ... N/A
John Puglisi ... 1984 ... N/A

R

Robert Ransey ... 1941 ... N/A
Tom Raney ... 1952-53 ... Little Rock, Ark.
Harper Ray ... 1995-96 ... Uvalde, Texas
Randall Reed ... 1968 ... Fayetteville, Ark.
Tyson Reeder ... 2018-19 ... Edmond, Okla.
Greg Reid ... 1986-89 ... Province, South Africa
Roland Remmel ... 19740 ... N/A
Tag Ridings ... 1993-97 ... Tulsa, Okla.
Keith Robertson ... 1997 ... Little Rock, Ark.
Daniel Robinson ... 2002 ... Pine Bluff, Ark.
Kyle Robinson ... 2018 ... Fayetteville, Ark.
Nick Rogers ... 1999 ... Fort Smith, Ark.
Phil Rogers ... 1954-55 ... Fayetteville, Ark.
Gonzalo Rubio ... 2015-16 ... Garza Garcia, Mexico
Charlie Rudd ... 1989 ... N/A
Nolan Lee Rushing Jr. ... 1963 ... El Dorado, Ark.

S

John Sadie ... 1986-88 ... Montgomery, Ala.
Aaron Saint ... 1999-00 ... Mansfield, Texas
Bob Sauerberg ... 1980-83 ... Lakeland, Fla.
Schwarz ... 1983 ... N/A
Scott Seller ... 1974-75 ... El Dorado, Ark.
Hal Sharber ... 1965-67 .Sulpher Springs, Texas
Ken Sheffield ... 1969 ... Houston, Texas
Matt Shetley ... 1980 ... Kennett, Mo.
Michael Shevlin ... 1995-96 ... Austin, Texas
Eric Shriver ... 2005-06 ... Cary, N.C.
Bob Short ... 1978 ... Shenandoah, Iowa
L.C. Sikes ... 1967 ... Springdale, Ark.
R.H. Sikes ... 1961-63 ... Springdale, Ark.
Kevin Sivage ... 1984 ... N/A
Richard Lee Smart ... 1948 ... N/A
Cyrus Quincy Smith ... 1947 ... N/A
Max Smith ... 1982 ... N/A
Wayne A. Smith ... 1972-73 ... Coral Gables, Fla.
Jay Snider ... 2002 ... Little Rock, Ark.
Emil Soegaard ... 2015 ... Ikast, Denmark
Thomas Sorensen ... 2012-14 ... Hjorring, Denmark
Chris Speight ... 1998-00 ... Blytheville, Ark.
Ty Spinella ... 2009-10 ... Dallas, Texas
Jim Stevenson ... 1991-92 ... Blytheville, Ark.
Bud Still ... 1993-96 ... Diboll, Texas
Harold Stockton ... 1951 ... N/A
Greg Storm ... 1978 ... Chicago, Ill.
Herman Styles ... 1948-49 ... N/A
Mike Swartz ... 1984-86 ... Phoenix, Ariz.

T

Alec Tahy ... 2015-17 ... Dayton, Ohio
Brian Thelan ... 1981, 83 ... Springdale, Ark.
Chuck Thyfault ... 1983 ... N/A
Michael Tompkins ... 1994-95 ... Scottsdale, Ariz.
Ethan Tracy ... 2009-2012 ... Hilliard, Ohio
Matthew Trevino ... 1994 ... San Antonio, Texas
Charles Bass Trumbo ... 1955-56 ... N/A
Landon Tujague ... 2010 ... Dallas, Texas
Jason Turner ... 2005-09 ... Little Rock, Ark.

U

Lars Ulfuengren ... 1994 ... Skovde, Sweden

V

Kyle Vance ... 2001 ... Mountain View, Ark.
Kevin Vanden Heuvel ... 2010-11 ... Katy, Texas
David Vandergriff ... 1971-72 ... N/A

W

Bryan Wagner ... 1982-84 ... N/A
Robert Leon Waldron ... 1957-58 ... El Dorado, Ark.
Phillip Walker ... 1998-00 ... Capetown, South Africa
Cecil Randall Warner Jr. ... 1950 ... N/A
L. Duke Welling ... 1949-50 ... N/A
David White ... 1991-93 ... Little Rock, Ark.
Jon Whittaker ... 1996-98 ... Little Rock, Ark.
Buddy Wilkins ... 2005 ... Glen Ellyn, Ill.
Adam Wing ... 2000-04 ... Broken Arrow, Okla.
Brent Winston ... 1991 ... Sheridan, Ark.
Bob Wood ... 1975 ... West Plains, Mo.

Y

Craig Young ... 1990-94 ... Siloam Springs, Ark.

Z

Bill Zebick ... 1984 ... N/A
Billy Zihala ... 1999-00 ... Little Rock, Ark.

ALL-TIME RESULTS (based on available records)

1947-48

Date	Tournament	Finish	SWC Round Robin Record
	SWC Round Robin Standings	3/7	24-11-1

NOTE: Complete season results not available

1948-49

Date	Tournament	Finish	SWC Round Robin Record
	SWC Round Robin Standings	4/7	17-18-1

NOTE: Complete season results not available

1949-50

Date	Tournament	Finish	SWC Round Robin Record
	SWC Round Robin Standings	3/7	20-16-0

NOTE: Complete season results not available

COACH BOB ZANDER

TWO SEASONS - 1951-52

1950-51

Date	Tournament	Finish	SWC Round Robin Record
	SWC Round Robin Standings	--	Did not participate

NOTE: Complete season results not available

1951-52

Date	Tournament	Finish	SWC Round Robin Record
	SWC Round Robin Standings	7/7	4-31-1

NOTE: Complete season results not available

COACH OTIS TURNER

THREE SEASONS - 1953-55

1952-53

Date	Tournament	Finish	SWC Round Robin Record
	SWC Round Robin Standings	3/7	21-14-1

NOTE: Complete season results not available

1953-54

Date	Tournament	Finish	SWC Round Robin Record
	SWC Round Robin Standings	6/7	13-22-1

NOTE: Complete season results not available

1954-55

Date	Tournament	Finish	SWC Round Robin Record
	SWC Round Robin Standings	3/7	18-18-0

NOTE: Complete season results not available

COACH DANNY MASON

FIVE SEASONS - 1956-60

1955-56

Date	Tournament	Finish	SWC Round Robin Record
	SWC Round Robin Standings	7/7	5-30-1

NOTE: Complete season results not available

1956-57

Date	Tournament	Result	Score
	Ouachita	W	6-0
	Northeast Oklahoma	W	11-7
	Missouri	W	4-3
	Austin College	W	6-0
	Texas	L	0-6
	TCU	W	4-2
	Rice	W	6-0
	Tulsa	W	15.5-2.5
	Southwest Missouri	W	14-1
	Baylor	L	4.5-1.5
	Oklahoma	W	4-2
	Texas A&M	L	4.5-1.5
	SWC Round Robin Standings	4/7	13-17-0 SWC Round Robin Record

NOTE: Complete season results not available

1957-58

SWC CHAMPION

Date	Tournament	Result	Score
March 14	@ Barksdale Air Base	L	5-2
March 15	Northeast Oklahoma	W	4.5-1.5
March 27	Tulsa	T	4-4
March 31	SMU	W	4.5-1.5
April 11	@ Rice	W	6-0
April 12	@Texas A&M	T	3-3
April 19	Texas	W	4.5-1.5
	Centenary	W	6-0
April 21	Baylor	W	6-0
April 23	@ MIssouri	W	8-4
April 25	TCU	L	5-1
April 30	@ Tulsa	L	10.5-7.5
May 3	@ Texas Tech	T	3-3
	SWC Round Robin Standings	1/8	28-14-0 SWC Round Robin Record

NOTE: Complete season results not available

1958-59

Date	Tournament	Result	SWC Round Robin Record
	SWC Round Robin Standings	7/8	12-30-0

NOTE: Complete season results not available

1959-60

Date	Tournament	Result	Score
	Tulsa	L	6-2
	Texas A&M	L	4-2
	Rice	L	5.5-0.5
	TCU	T	3-3
	SMU	L	4.5-1.5
	Texas Tech	L	6-0
	Baylor	T	3-3
	Texas	T	3-3
	Tulsa	L	4.5-1.5
	Missouri	L	9.5-5.5
	SWC Round Robin Standings	7/8	13-29-0 SWC Round Robin Record

NOTE: Complete season results not available

COACH ELLIS BOGAN

FIVE SEASONS - 1961-65

1960-61

Date	Tournament	Result	Score
March 24	@ Tulsa		
March 25	Oklahoma State (Fort Smith)		
April 1	Tulsa (Fort Smith)		
April 11	Centenary (Fort Smith)		
April 14	Northeastern Oklahoma (Fort Smith)		
April 15	Memphis (Fort Smith)		
April 17	TCU (Fort Smith)		
April 18	@ SMU		
April 22	Texas A&M (Fort Smith)		
April 24	Rice (Fort Smith)		
April 28	@ Northeastern Oklahoma		
May 1	@ Texas		
May 2	@ Baylor		
May 6	Texas Tech (Fort Smith)		
May 11-12	SWC Round Robin Standings	7/8	17-24-1 SWC Round Robin Record

NOTE: Complete season results not available

1961-62

Date	Tournament	Result	Score
	Tulsa	W	13-5
	Texas A&M	L	5-1
	Rice	W	3.5-2.5
	Memphis	L	7-2
	SMU	L	4-2
	TCU	W	5-1
	Oklahoma State	L	10.5-4.5
	Texas Tech	W	5-1
	North Texas	W	4-3
	Oklahoma	W	4-3
	Baylor	W	5-1
	Texas	W	4.5-1.5
	SWC Round Robin Standings	2/8	26-16-0 SWC Round Robin Record

NOTE: Complete season results not available

1962-63

Date	Tournament	Result	Score
March 29	@ Oklahoma		
March 30	@ North Texas		
April 1	@ TCU		
April 2	@ SMU		
April 6	Memphis		
April 8	Texas A&M		
April 13	Missouri		
April 19	@ Centenary		
April 22	@ Texas		
April 23	@ Baylor		
April 29	Texas Tech		
May 4	Rice		
	SWC Round Robin Standings	5/8	23-19-0 SWC Round Robin Record

NOTE: Complete season results not available

1963-64

Date	Tournament	Result	Score
March 21	@ Memphis	L	12-9
March 26	@ Northeastern Oklahoma	W	1-2
March 28	Tulsa	W	6-0
April 2	@ Oklahoma Intercollegiate	5/10	
April 11	@ Texas A&M	L	4.5-1.5
April 13	@ Rice	W	3.5-2.5
April 18	TCU	L	4-2
April 20	SMU	W	4.5-1.5
April 25	Texas	L	3.5-2.5
April 27	@ Texas Tech	L	4-2
May 2	Baylor	W	4-2
	SWC Round Robin Standings	6/8	20-22-0 SWC Round Robin Record

NOTE: Complete season results not available

1964-65

Date	Tournament	Result	Score
March 26	@ Tulsa		
March 27	@ Northeast Oklahoma		
March 29	@ SMU	T	3-3
March 30	@ TCU	L	4.5-1.5
April 5	@ Missouri		
April 9	Texas A&M	L	6-0
April 12	@ Texas	T	3-3
April 13	@ Baylor	T	3-3
April 15-16	@ LSU Invitational Tournament		
April 24	Memphis (Little Rock)		
April 26	Texas Tech	T	3-3
April 30	Rice	W	4-2
	SWC Round Robin Standings	5/8	37-24-1 SWC Round Robin Record

NOTE: Complete season results not available

COACH PRENTICE T. (DUDDY) WALLER

ONE SEASON - 1966

1965-66

Date	Tournament	Result	Score
March 29	Tulsa	W	7-0
March 26	@ Texas A&M	W	5-1
March 28	@ Rice	W	3.5-2.5
April 2	vs. Memphis (Little Rock)	L	5-2
April 4	TCU	W	5-1
April 8	vs. Texas (Texarkana)	L	3.5-2.5
April 9	vs. Centenary (Texarkana)	W	5-1
April 15	@ Texas Tech	T	3-3
April 18	Baylor	T	3-3
April 22	SMU	L	3.5-2.5
April 25	@ Tulsa	W	9.5-6.5
May 3	@ Missouri	W	13-5
	SWC Round Robin Standings	2/8	24-17-1 SWC Round Robin Record

NOTE: Complete season results not available

COACH DANNY MASON

THREE SEASONS - 1967-69

1966-67

Date	Tournament	Result	Score
March 3	@ Tulsa	L	11-8
March 4	Western Illinois	W	9-0
March 10	@ Northeastern Oklahoma	W	14-4
March 10	vs. Tulsa (Muskogee, Okla.)	L	10.5-7.5
March 11	vs. Memphis (Little Rock)	T	4.5-4.5
March 17	Tulsa	W	8-1
March 20	vs. Texas (Texarkana)	L	3.5-2.5
March 23-25	@ New Mexico State Tournament	-	
Mar 29-Apr 1	All-American Intercollegiate	9/16	1,250 (+98)
April 7	Rice	W	4.5-1.5
April 10	@ Baylor	T	3-3
April 11	@ TCU	W	4.5-1.5
April 18	Texas Tech	W	4-2
April 21	Texas A&M	L	5.5-05
April 28	@ SMU	T	4-4
	SWC Round Robin Standings	4/8	23-19-0 SWC Round Robin Record

NOTE: Complete season results not available

1967-68

Date	Tournament	Result	Score
March 1-2	SW Recreational	2/--	--
March 9	@ Tulsa	W	11.5-8.5
March 9	vs. Northeast Oklahoma (Tulsa)	W	16-3
March 15	Tulsa	L	3-13
March 15	Oklahoma State	L	1-15
March 22	Baylor*	L	1-5
March 23	vs. Memphis (Little Rock)	--	
March 25	@ Texas A&M*	L	2.5-3.5
March 27-20	University of Miami Invitational	5/42	--
April 1	vs. Texas*	L	0-6
April 17	@ Rice*	W	4.5-1.5
April 18-20	All-American Intercollegiate	11/16	1,240 (+88)
April 22	Texas Christian*	W	4-2
April 23	Southern Methodist*	L	0.5-5.5
April 26	@ Texas Tech*	L	1-5
	SWC Round Robin Standings	7/8	13-28-1SWC Round Robin Record

*indicates SWC match

1968-69

Date	Tournament	Result	Score
March 1	vs. Memphis (Little Rock)	--	--
March 7	NE Oklahoma State	--	--
March 10	North Dakota State	--	--
March 11	@Tulsa	--	--
March 15	vs. Missouri & Drury (Springfield, Mo.)	--	--
March 18	Tulsa	--	--
March 24	@Baylor	--	--
March 25	@TCU	--	--
March 28	@SMU	--	--
March 31	Creighton	--	--
April 3	Rice	--	--
April 7	vs. Texas (Texarkana)	--	--
April 11	Texas A&M	--	--
April 16-19	All-American Intercollegiate	11/20	1,230 (+78)
April 22	Texas Tech	--	--
April 26	@Oklahoma State	--	--
	SWC Round Robin Standings	4/8	23-19-0SWC Round Robin Record

NOTE: Complete season results not available

ALL-TIME RESULTS (based on available records)

COACH BOB SLUSAREK

SIX SEASONS - 1970-75

1969-70

Date	Tournament	Finish	SWC Round Robin Record
	SWC Round Robin Standings	6/8	17-24-1

NOTE: Complete season results not available

1970-71

NCAA CHAMPIONSHIP (20th)

Date	Tournament	Finish	Score (Par)
April 14-17	All-American Intercollegiate	8/25	1,214 (+62)
	SWC Round Robin Standings	2/8	24-12-0 SWC Round Robin Record
May	NCAA Championship	20/37	585 (+9)

NOTE: Complete season results not available

1971-72

Date	Tournament	Finish	Score (Par)
	All-American Intercollegiate	19/24	1,243 (+91)
	SWC Championship	3/8	889

NOTE: Complete season results not available

1972-73

Date	Tournament	Finish	Score (Par)
	Harvey Penick Invitational	5/20	
	Oklhaoma City Invitational	3/--	
March 1-3	Border Olympics		
Macrh 16-17	New Mexico State Invitational		
Mar 30-Apr 1	Morris-Williams Intercollegiate		
April 11-14	All-American Intercollegiate	23/24	1,289 (+23)
April 26-27	SWC Championship	5/9	902

NOTE: Complete season results not available

1973-74

Date	Tournament	Finish	Score (Par)
March 29-31	Morris Williams Intercollegiate	13/17	932
April 17-20	All-American Intercollegiate	23/25	1,260 (+108)
	SWC Championship	7/9	967

NOTE: Complete season results not available

1974-75

Date	Tournament	Finish	Score (Par)
Feb. 27-Mar. 1	Four States Intercollegiate	6/8	1272
March 11-14	Miami Invitational		
March 24-28	Galveston Island Spectacular	4/7	607
April 8	Northeast State		
April 16-19	All-American Intercollegiate	23/24	1,291 (+141)
April 22	Kansas State		
May 1	Tulsa		
May 22-23	SWC Championship	7/9	918

NOTE: Complete season results not available

COACH THOMAS McNAIR

FOUR SEASONS - 1976-79

1975-76

Date	Tournament	Finish	Score (Par)
April 14-17	All-American Intercollegiate	22/25	1,253 (+101)
	SWC Championship	7/9	978

NOTE: Complete season results not available

1976-77

Date	Tournament	Finish	Score (Par)
Sept. 22-24	All-College at Oklahoma City	2/16	861
March 25-27	Morris Williams Invitational	25/27	--
April 13-16	All-American Intercollegiate	14/24	1,213 (+61)
	SWC Championship	T5/9	918

NOTE: Complete season results not available

1977-78

Date	Tournament	Finish	Score (Par)
Sept. 21-23	All-College of Oklahoma City	10/20	896
Nov. 7-9	Harvey Penick Invitational	12/20	1153
March 24-26	Morris Williams Intercollegiate	10/22	901
April 12-15	All-American Intercollegiate	T11/24	1,194 (+42)
	SWC Championship	4/9	894

NOTE: Complete season results not available

1978-79

Date	Tournament	Finish	Score (Par)
Sept. 19-21	All-College at Oklahoma City	13/18	886
March 14-16	Pinehurst Intercollegiate	--	--
March 24-26	Morris Williams Invitational	--	--
Mar 30-Apr 1	Holiday-Inn Dixie	--	--
April 12-15	All-American Intercollegiate	--	--
April 21-23	SWC Championship	5/9	903

NOTE: Complete season results not available

COACH L.C. SIKES

TWO SEASONS - 1980-81

1979-80

Date	Tournament	Finish	Score (Par)
March 10-13	Pinehurst Intercollegiate	3/3	384-405=789
March 18-20	Southwest Spring Classic	6/14	293-297-317=907 (+55)
March 28-30	Morris Williams Intercollegiate	T19/23	297-324=621 (+45)
April 3-5	All-America Intercollegiate	22/29	307-298=605 (+29)
April 18-20	SWC Championship	5/9	295-301-308=904

NOTE: Complete season results not available

1980-81

Date	Tournament	Finish	Score (Par)
Sept. 8-9	SWC Fall Tournament	8/8	244-221-491=956
Sept. 22-24	All-College Invitational	10/16	290-291-298=879
Sept. 29-30	Morton Braswell Invitational	8/11	305-318-305=928 (+76)
Oct. 18-19	Tiger Invitational	8/16	306-310=616 (+40)
Nov. 5-7	Harvey Penick Invitational	13/18	377-378-378=1,133 (+53)
Feb. 23-25	Husky Golf Classic	3/12	299-313=612
Feb. 27-28	Border Olympics	6/9	297-294-302=895
March 23-25	Pinehurst Intercollegiate	2/24	294-303=597 (+21)
March 27-29	Morris Williams Intercollegiate	16/24	293-309-306=908 (+44)
April 1-4	All-American Intercollegiate	16/30	304-297-309-324=1,234 (+82)
April 17-19	SWC Championship	6/8	299-292-301=892

COACH DAVID WHELCHEL

TWO SEASONS - 1982-83

1981-82

Date	Tournament	Finish	Score (Par)
Sept. 14-15	SWC Fall Tournament	T6/8	237-481=718
Sept. 23-25	UC Ferguson All College	18/18	300-302-308=910(+70)
Sept. 27-29	Broadwater Beach Classic	T4/20	292-302-300=894(+30)
Oct. 6-9	William H. Tucker Invite	T9/15	314-305-301-303=1233
Nov. 9-11	Harvey Penick Intercollegiate	13/22	391-374-382=1147 (+67)
Feb. 6-8	Columbia Lakes Intercollegiate	4/12	387-391=778 (+58)
Feb. 20-22	Lamar/Henry Homberg Intercollegiate	9/21	301-308-295=904 (+40)
March 5-7	Imperial Lakes Intercollegiate	T13/20	293=293 (+5)
March 26-28	Morris Williams Intercollegiate	T14/24	309-300=609 (+33)
Mar 31-Ap. 3	All-America Intercollegiate	24/30	305-300=605 (+29)
April 16-18	SWC Championship	5/8	295-308-303=906

1982-83

Date	Tournament	Finish	Score (Par)
Sept. 13-14	SWC Fall Tournament	3/8	241-214-468=923
Sept. 22/24	All-College Invitational	13/14	291-301-300=892 (+52)
Sept. 26-28	Broadwater Beach Classic	4/19	295-298-298=891 (+27)
Oct.	Morton Braswell Intercollegiate	9/10	311-612=913 (+66)
Oct. 22-24	Razorback Invitational	2/9	298-298-304=900 (+60)
Nov.	Harvey Penick Intercollegiate	16	380-376-371=1127 (+47)
Nov.	Bluebonnet Tournament	15	73-74-70-217*
Feb. 10-12	Pan-American Intercollegiate	11/17	295-307-307=909 (+45)
Feb. 24-27	Henry Homberg Intercollegiate	12/24	301-312-307=920
March 4-6	Imperial Lakes Golf Classic	16/21	299-302-300=901 (+42)
March 25-27	Morris Williams Intercollegiate	8/21	300-306-302=908 (+44)
April 6-9	All-America Intercollegiate	15/30	303-305-308=921 (+45)
April 15-17	SWC Championship	7/8	958

* - Best Ball Tournament

COACH STEVE LOY

FOUR SEASONS - 1984-87

1983-84

NCAA CHAMPIONSHIP (18th)

Date	Tournament	Finish	Score (Par)
Sept. --	SWC Commissioner's Cup	4/8	230-207-471=908
Sept. 19-21	All-College Invitational	5/14	962
--	Butler National Intercollegiate	5/18	308-308-318=934
--	LSU National Invitational	11/15	298-293-299=890
Oct. 13-16	All-American Classic	1/10	909
Feb. 9-11	Pan American Intercollegiate	7/20	289-290-298=877
Feb. 13-17	John Burns Invitational	2	304-296-300=900
Feb. 22-25	Henry Homberg Intercollegiate	12/19	911
March 3-4	Border Olympics	6/14	914
March 15-17	National Conquistador Invitational	2	295-287-293=875
March 21-24	All-America Intercollegiate	6/30	296-297-294-302=1,189 (+37)
April 6-8	Morris Williams Intercollegiate	10/17	293-302-291=886
April 20-22	SWC Championship	2/9	909
May 23-26	NCAA Championship	18/32	292-292-296=880

1984-85

NCAA CHAMPIONSHIP (6th)

Date	Tournament	Finish	Score (Par)
Sept. --	SWC Commissioner's Cup	2/8	709
--	Butler National Invitational	1	--
--	Acapulco International Intercollegiate	1	--
--	Arizona Invitational	1	--
Feb. 7-9	Pan American Intercollegiate	2/17	890
Feb. 22-24	Henry Homberg Intercollegiate	9/18	301
--	Border Olympics	2/15	878
Mar. 14-16	Rafael Alarcon	9/13	875
Mar. 29-31	Southeastern Intercollegiate	12/18	898
April 5-7	Morris Williams Intercollegiate	5/18	870
April	SWC Championship	2/9	900
May 22-25	NCAA Championship	6/29	1,192

NOTE: Complete season results not available

1985-86

NCAA CHAMPIONSHIP (16th)

Date	Tournament	Finish	Score (Par)
Sept. 5-7	Honda Collegiate Classic	6/17	883 (+19)
Sept. 16-17	SWC Commissioner's Cup	3/9	204-142-380=726
Sept. 27-29	Grandfather Intercollegiate	5/16	1158
Oct. 13-14	Acapulco Intercollegiate	5/9	304-292=596
Jan 30-Feb 1	Arizona Michelob Invite	2/15	359-374-365=1098
Feb. 12-14	John A. Burns Invitational	T9/24	880
March 7-10	Border Olympics	3/16	298-596=891 (+15)
March 13-15	Rafael Alarcon	6/15	282-287-289=858 (+21)
April 3-5	All-America Intercollegiate	5/24	295-284-299=878 (+14)
April 11-13	Morris Williams Intercollegiate	5/13	1066
April 25-27	SWC Championship	T2/9	884
Apr 30-May 1	Sun Devil Classic	5/15	1096
May 28-31	NCAA Championship	16/31	299-294-295-295=1183 (+31)

1986-87

NCAA CHAMPIONSHIP (6th)

Date	Tournament	Finish	Score (Par)
Sept. 28-30	Butler National Intercollegiate	11/18	310-311=621
--	Southwestern Intercollegiate	T6/16	886
Oct. 10-12	Buckeye Fall Intercollegiate	2/23	302-302-302=906
Nov. 10-11	Hal Sutton Invitational	1/10	571 (+3)
Nov. 29-30	Golf World Intercollegiate	5/11	874
Dec. 3-5	UNLV Rebel Golf Classic	T2/15	292-290-287=869
--	Arizona Invitational	12	1164
Feb. 11-13	John A. Burns Invitational	T5/24	290-277-283=850
--	Border Olympics	5	914
March 26-28	Morris Williams Intercollegiate	3/15	366-384-364=1114
April 2-4	All-American Intercollegiate	8/15	300-298-298=896 (+32)
April 16-19	SWC Championship	T2/9	284-285-286=855 (+3)
May 29-30	Oak Tree Intercollegiate	7/12	281-287-288=856 (+16)
June 10-13	NCAA Championship	6/33	304-290-297-296=1187 (+35)

COACH BILL WOODLEY

14 SEASONS - 1988-2001

1987-88

SWC REGULAR SEASON CHAMPION
NCAA CHAMPIONSHIP (12th)

Date	Tournament	Finish	Score (Par)
Sept. 27-29	Butler National Intercollegiate	2/18	904
Oct. 5-7	Southwestern Intercollegiate	5/24	295-304-283=882
Nov. 8-9	Harvey Penick Intercollegiate	1/13	174-364-370=908 (+8)
Nov. 19-21	Golf World Intercollegiate	9/17	884
Dec. 2-4	UNLV Rebel Golf Classic	3/15	299-285-295=879
Jan. 25-26	Bill Bell Memorial Golf Classic	5/16	304-286-298=888
Feb. 24-26	John A. Burns Invitational	2/26	286-293-282=861
Mar. 5-6	Border Olympics	1/15	871
Mar 14-15	SW Louisiana Cajun Classic	1/12	390-391-365=1146
Mar 24-26	Morris Williams Intercollegiate	4/12	376-360-365=1101
Mar 31-Apr 2	All-America Intercollegiate	6/24	283-300-297=880 (+16)
April 15-17	SWC Championship	T4/9	290-297=587 (+19)
May 19-20	Oak Tree Intercollegiate	T6/13	299-301-288=888
May 25-28	NCAA Championship	12/32	302-299-294-295=1190

1988-89

NCAA CENTRAL REGIONAL (T6th)
NCAA CHAMPIONSHIP (7th)

Date	Tournament	Finish	Score (Par)
Sept. 27-28	LSU Invitational	5/13	298-289-289=876
Oct. 10-11	Red River Classic	8/12	289-297-288=874
Nov. 7-8	Harvey Penick Intercollegiate	2/13	1073
Nov. 17-19	Golf World/Hilton Head Invitational	11/18	881
Feb. 1-3	Ping Arizona Intercollegiate	T9/21	307-305-305=917
Feb. 15-17	John A. Burns Invitational	7/26	279-295-288=862
--	Border Olympics	12/15	960
March 9-11	Golf Digest Invitational	12/15	901
March 23-26	Morris Williams Intercollegiate	9/12	300-303-296=899
April 6-8	All-American Intercollegiate	11/18	305-297-305=907 (+43)
April 14-16	SWC Championship	3/9	292-308-287=887 (+23)
May 25-27	NCAA Central Regional	T6/18	308-298-301=907
June 7-10	NCAA Championship	7/30	284-299-295-293=1171

1989-90

NCAA CENTRAL REGIONAL (10th)
NCAA CHAMPIONSHIP (30th)

Date	Tournament	Finish	Score (Par)
--	LSU Invitational	5/12	295-294-301=890
Oct. 16-17	Red River Classic	15/15	313-300-312=925
Nov. 5-6	Harvey Penick Intercollegiate	11/12	371-373-374=1118 (+38)
Nov. 16-18	Golf World Intercollegiate	14/18	904
Feb. 5-6	Ping Arizona Intercollegiate	13/18	298-303-299=900
Feb. 21-23	John A. Burn Invitational	19/23	294-297-304=895
--	Border Olympics	T9/15	298-310-306=914
March 8-10	Golf Digest Invitational	14/15	307-292-309=915
March 22-24	Morris Williams Intercollegiate	6/13	299-298-299=896 (+32)
April 5-7	All-America Intercollegiate	3/15	289-311-299=899
April 12-14	SWC Championship	6/9	309-303-302=914
May 17-18	Oak Tree Intercollegiate	14/17	301-304-319=924
May 24-26	NCAA Central Regional	10/21	306-313-295=914 (+50)
June 6-9	NCAA Championship	30/30	304-302-311-311=1228 (+76)

1990-91

NCAA CENTRAL REGIONAL (CHAMPION)
NCAA CHAMPIONSHIP (9th)

Date	Tournament	Finish	Score (Par)
Sept. 25-26	Woodlands Intercollegiate	2/18	301-296=597
Oct. 16-17	LSU Invitational	5/12	278-294-294=866
Oct. 19-21	Ping Tulsa Intercollegiate	5/9	328-318-314=960
Nov. 2-3	Harvey Penick Intercollegiate	3/12	367-361-368=1096 (+16)
Jan. 8-10	Taylor Made Big Island Classic	8/14	294-298-324=916
Jan. 28-29	Ping Arizona Intercollegiate	T9/18	309-290-302=901
--	Crown Colony Intercollegiate	4/18	301-293=594
Feb 28-Mar 3	Border Olympics	6/15	298-317-329=944
March 11-12	Louisiana Classics	10/15	298-302-307=907
March 21-23	Morris Williams Intercollegiate	5/9	298-297-290=885
April 6-9	Southwestern Intercollegiate	T9/17	306-308-301=915
April 18-21	SWC Championship	3/9	296-298-298=892 (+40)
May 16-17	Ping/Oak Tree Intercollegiate	7/14	293-292-288=873
May 23-25	NCAA Central Regional	1/21	282-285-292=859 (-5)
June 5-8	NCAA Championship	9/30	312-292-297-291=1192

ALL-TIME RESULTS (based on available records)

1991-92

NCAA CENTRAL REGIONAL (2nd)
NCAA CHAMPIONSHIP (8th)

Date	Tournament	Finish	Score (Par)
Sept. 7-8	Colorado-Fox Acres Invitational	1/12	278-282-291=851
Oct. 7-8	Ping/Golf Week Preview	2/15	285-283-286=854
Oct. 14-15	Red River Classic	1/15	284-285-284=856
Nov. 4-5	LSU Invitational	2/12	301-291-304=896
Nov. 15-17	Golf Worlld/Palmetto Dunes	8/18	297-294-297=888
Feb. 14-15	Big Island Intercollegiate	4/16	313-302-305=920
Feb 29-Mar 2	Border Olympics	1/15	282-281-296=859
March 13-15	Golf Digest Collegiate	10/15	297-305-299=901
March 23-24	Morris Williams Intercollegiate	11/12	306-301-311=918
April 6-7	Southwestern Intercollegiate	1/18	291-294-286=871
April 14-15	All-America Intercollegiate	1/12	293-294-288=875 (+11)
May 10-12	SEC Championship	3/12	284-295-300=879
May 15-16	Perry Maxwell Intercollegiate	4/14	286-279-279=844
May12-14	NCAA Central Regional	2/21	295-294-281=870 (+6)
June 3-6	NCAA Championship	8/30	304-281-282-289=1156 (+4)

1992-93

NCAA CENTRAL REGIONAL (T6th)
NCAA CHAMPIONSHIP (7th)

Date	Tournament	Finish	Score (Par)
Sept. 12-13	Colorado-Fox Acres Invitational	1/12	285-282-289=856
Sept. 26	William H. Tucker Invitational	4/10	291-296-295=882 +18
Oct. 2-3	Ping/Golf Week Preview	10/15	305-307-296=908
Oct. 12-13	Red River Classic	T9/15	289-280-304=873
Nov. 13-17	Golf World/Palmetto Dunes	3/18	293-277-285=855
Feb. 13-15	Taylor Made/Big Island	1/15	292-291-289=872
Feb. 26-28	Border Olympics	1/15	300-298-301=899
March 14-16	Queen's Harbor Intercollegiate	1/18	298-302-300=900
March 22-23	Morris Williams Intercollegiate	2/9	283-285-288=856
April 4-6	Southwestern Intercollegiate	7/18	286-301-299=886
April 16-18	ASU Sun Devil/Thunderbird Invit.	2/12	281-284-289=854
April 23-25	Billy Hitchcock Intercollegiate	1/12	288-284-289=864
May 9-11	SEC Championship	2/12	287-286-283-856
May 19-21	NCAA Central Regional	T6/21	309-290-295=894
June 2-5	NCAA Championship	7/30	293-290-300-286=1169 (+17)

1993-94

NCAA CENTRAL REGIONAL (5th)
NCAA CHAMPIONSHIP (4th)

Date	Tournament	Finish	Score (Par)
Sept. 11-12	Colorado/Fox Acres Invitational	T4/12	287-291-288=866 (+14)
Oct. 2-3	Ping/Golf Week Preview	T7/18	294-303-293=890
Oct. 18-19	Ping Tulsa Invitational	T5/12	300-303-296=899
Oct. 25-26	Jerry Pate Intercollegiate	T8/12	298-291-294=883
Nov. 12-14	Golf World/Palmetto Dunes	13/18	287-287-303=877
Feb. 19-21	Taylor Made Intercollegiate	14/24	297-298-307=902
Feb. 27-Mar. 1	Queen's Harbor Intercollegiate	3/16	308-295-297=900
March 11-13	Golf Digest Collegiate	8/15	302-297-292=894
March 26-27	Border Olympics	1/15	291-294-317=902 (+38)
April 15-16	Thunderbird/ASU Intercollegiate	7/15	291-294-292=877
April 22-24	Billy Hitchcock Intercollegiate	8/12	295-297-290=882
May 13-15	SEC Championship	4/12	300-292-291=883
May 19-21	NCAA Central Regional	5/21	281-291-291=863
June 1-4	NCAA Championship	4/30	279-288-282-289=1138 (-14)

1994-95

SEC CHAMPION
NCAA CENTRAL REGIONAL (13th)

Date	Tournament	Finish	Score (Par)
Sept. 24-25	Ping/Golf Week Preview	T10/18	289-308=597
Oct. 16-18	Ping Tulsa Invitational	3/12	286-285-290=861
Oct. 24-25	Jerry Pate Intercollegiate	5/12	290-290-298=878
Nov. 11-13	Golf World/Palmetto Dunes	5/18	287-291-291=869
Feb. 18-20	Taylor Made Intercollegiate	T15/26	300-299-300=899
Feb. 24-26	Mercedes-Benz Coll. Invitational	6/15	292-311-296=899
March 10-12	Golf Digest Collegiate	16/18	311-310-303=924
March 25-26	Border Olympics	1/15	286-293-296=875 (+11)
April 8-9	Ping Intercollegiate	T5/12	284-299-298=881 (+17)
April 14-15	Thunderbird/ASU Intercollegiate	1/18	290-288-289=867
April 21-23	Billy Hitchcock Intercol.	6/11	300-293-286=879
May 12-14	SEC Championship	1/12	288-287-280=855
May 18-20	NCAA Central Regional	13/21	299-295-299=893 (+29)

1995-96

NCAA CENTRAL REGIONAL (T3rd)
NCAA CHAMPIONSHIP (11th)

Date	Tournament	Finish	Score (Par)
Sept. 15-17	Ping/Golf Week Preview	T5/18	295-295-298=888
Oct. 9-10	Ping Tulsa Invitational	6/12	314-299-305=918
Oct. 16-18	Adam's Cup/Newport	2/15	314-295-288=897
Oct. 23-24	Univ. of San Francisco Invitational	2/16	302-289-301=892
Nov. 10-12	Golf World/Palmetto Dunes	11/18	294-292-299=885
Feb. 12-14	Mauna Kea Resort Collegiate	4/14	292-298-289=879
Feb. 16-18	Taylor Made Intercollegiate	T3/20	334-301-286=921
Feb. 23-24	Stephen F. Austin Invitational	1/17	297-288-305=890
March 8-10	Golf Digest Invitational	14/15	314-298-300=912
March 23-24	Border Olympics	1/15	290-283-287=860
April 15-16	Karsten Creek Collegiate	6/13	300-290-307=897
April 19-21	Billy Hitchcock Invitational	4/12	290-297-280=867
May 10-12	SEC Championship	3/12	285-287-297=869
May 16-18	NCAA Central Regional	T3/21	286-295-293=874
May 29-June 1	NCAA Championship	11/30	301-300-298-322=1221

1996-97

NCAA CENTRAL REGIONAL (4th)
NCAA CHAMPIONSHIP (T16th)

Date	Tournament	Finish	Score (Par)
Sept. 13-14	William H. Tucker Invitational	9/20	292-282-292=866 (+2)
Oct. 7-8	Ping/Golf Week Preview	12/15	321-303-299=923 (+71)
Oct. 16-17	Adam's Cup/Newport	1/16	307-299-289=895 (+55)
Nov. 8-10	The Nelson Intercollegiate	10/17	296-292-303=891 (+39)
Feb. 3-4	Ping Arizona Intercollegiate	8/16	306-293-297=896 (+44)
Feb. 10-11	Mauna Kea Resort Coll.	1/15	294-285-291=870 (+6)
Feb. 13-15	Taylor Made Intercollegiate	T9/20	294-286-304=884 (+20)
Feb. 21-22	The Crown Classic	1/16	305-302=607 (+31)
March 10-11	Louisiana Classics	1/15	294-286-298=878 (+14)
March 22-23	Border Olympics	4/15	285-295-289=869 (+5)
April 7-8	Southwestern Intercollegiate	9/12	302-305-294=901 (+49)
April 18-20	SEC Championship	8/12	311-311-291=913 (+49)
May 15-17	NCAA Central Regional	4/21	288-284-289=861 (-3)
May 28-31	NCAA Championship	T16/30	297-292=589 (+21)

1997-98

NCAA CENTRAL REGIONAL (T13th)

Date	Tournament	Finish	Score (Par)
Sept. 19-20	William H. Tucker Invitational	2/23	283-286=569 (-7)
Sept. 28-29	Missouri Bluffs Intercollegiate	2/15	289-290-290=869
Oct. 13-14	Kroger Intercollegiate	1/18	290-302=592 (+16)
Nov. 7-9	The Nelson Intercollegiate	4/18	295-288-290=873
Feb. 1-3	Ping Arizona Intercollegiate	7/20	300-290-282=872 (+20)
Feb. 13-15	Taylor Made Intercollegiate	3/20	281-290-296=867
Feb. 28-Mar 2	Mercedes-Benz Collegiate	9/18	290-292-295=877 (+13)
March 9-10	Louisiana Classics	T2/15	302-297-302=901 (+37)
March 28-29	Border Olympics	6/14	305-303-296=904 (+40)
April 10-12	Billy Hitchcock	4/12	294-287-290=871 (+7)
April 17-19	SEC Championship	9/12	302-290=592 (+16)
May 14-16	NCAA Central Regional	T13/21	305-282-287=874 (+22)

1998-99

NCAA CENTRAL REGIONAL (8th)
NCAA CHAMPIONSHIP (T24th)

Date	Tournament	Finish	Score (Par)
Sept. 14-15	Cleveland Palmetto Classic	4/18	287-298-292=877 (+13)
Oct. 4-5	Tenn. Tourn./Champions	13/14	293-297-308=898 (+34)
Oct. 19-20	"Big E" SMU Shootout	T2/14	299-288-296=883 (+19)
O. 30-N. 1	The Nelson Intercollegiate	T8/18	286-294-295=875 (+23)
Feb. 1-2	Ping Arizona Intercollegiate	11/19	294-298-290=882 (+30)
Feb. 11-13	Taylor Made Intercollegiate	T8/23	281-319-319=919 (+63)
March 1-2	Cleveland Golf Championship	13/13	307-305-294=906 (+54)
March 8-9	Louisiana Classics	5/15	296-300-290=886 (+22)
March 18-20	Border Olympics	T8/18	298-289-310=897 (+33)
April 9-11	Billy Hitchcock Intercollegiate	8/12	297-295-290=882 (+18)
April 23-25	SEC Championship	11/12	334-312-308=954 (+90)
April 19-21	NCAA Central Regional	8/21	291-299-300=890 (+26)
June 2-5	NCAA Championship	T24/30	298-320=618 (+42)

1999-00

Date	Tournament	Finish	Score (Par)
Sept. 11-14	Cleveland Golf Collegiate	12/17	300-295=595 (+19)
Sept. 18-21	Big "E" Stonebridge Shootout	12/16	303-307-304=914 (+50)
Oct. 14-16	Lexus Intercollegiate	13/13	372-366-371=1109(+29)
Oct. 28-31	The Nelson Intercollegiate	16/20	290-293-298=881 (+29)
Jan. 31-Feb. 1	Arizona Invitational	18/20	312-296-304=912 (+60)
Feb. 16-19	Taylor Made Intercol.	T20/29	308-291-314=913 (+57)
Feb. 20-22	SWT Invitational	T5/19	297-296-307=900 (+36)
Feb. 26-29	UTSA Invitational	5/20	294-299-283=876 (+24)
March 12-14	USL Cajun Classic	14/15	310-300-315=925 (+61)
April 2-3	Augusta State	17/19	291-302-294=867 (+23)
April 10-11	Sam Houston Invitational	8/19	291-296-298=885 (+21)
April 18-23	SEC Championship	11/12	306-302-302=913 (+49)

2000-01

Date	Tournament	Finish	Score (Par)
Sept. 11-12	Cleveland Golf Collegiate	6/15	886 (+22)
Oct. 9-10	Red River Classic	15/15	290-292-309=891 (+27)
Oct. 16-17	The Crown Classic	12/17	305-311=616 (+40)
Oct. 23-24	Pepsi SMS Fall Challenge	3/13	292-290-293=875 (+11)
Oct. 30-31	CC/Louisiana Intercollegiate	9/15	291-300-300=891 (+27)
Jan. 29-30	Ping Arizona Intercollegiate	18/20	314-292-295=901 (+49)
Feb. 15-17	Taylor Made Intercollegiate	T19/24	333-310-299=942 (+86)
Feb. 26-27	UTSA Invitational	T6/12	296-288-294=878 (+26)
March 12-13	Louisiana Classics	T8/15	299-292=591 (+15)
April 8-9	Border Olympics	9/14	297-292-294=883 (+19)
April 18-22	SEC Championship	10/12	305-301-303=909 (+69)
May 11-13	The Maxwell	12/16	287-289-294=870 (+30)

COACH MIKE KETCHAM

FIVE SEASONS - 2002-06

2001-02

Date	Tournament	Finish	Score (Par)
Sept. 8-9	The Ridges	15/15	299-295-304=898 (+34)
Oct. 1-2	Stonebridge Invitational	T10/11	293-298-301=892 (+28)
Oct. 15-16	The Crown Classic	8/18	312-303-311=926 (+62)
Oct. 21-23	Tournament/Champions	8/15	290-285-281=856 (+16)
Oct. 28-30	CC/Louisiana Intercollegiate	9/15	292-296-303=891 (+27)
Feb. 12-15	Taylor Made Intercollegiate	T3/24	289-289-297=875 (+11)
Feb. 24-26	San Antonio Invitational	T2/16	292-291-313=896 (+44)
March 3-5	Southwestern Intercollegiate	13/16	298-307-295=900 (+48)
March 10-12	Louisiana Classics	14/15	302-298-300=900 (+36)
April 4-6	Border Olympics	T10/17	292-288-299=879 (+15)
April 18-21	SEC Championship	6/12	290-299-289=878 (+38)
May 10-12	The Maxwell	8/12	299-291-293=883 (+43)

2002-03

NCAA CENTRAL REGIONAL (T7th)
NCAA CHAMPIONSHIP (27th)

Date	Tournament	Finish	Score (Par)
Sept. 14-15	The Ridges	9/14	290-301-301=892 (+28)
Oct. 14-15	Gary Koch Intercollegiate	T2/15	286-281=567 (-3)
Oct. 21-22	Stonebridge Invitational	3/14	289-289-284=862 (-2)
Feb. 10-12	Taylor Made Intercollegiate	T9/26	291-267-298=856 (E)
Feb. 23-25	UTSA Invitational	2/15	302 (+29)
March 1-3	Palencia Collegiate Invitational	T4/11	309-297-305=911 (+82)
March 9-11	General Hackler Championship	1/14	295-296-288=871 (+26)
March 17-18	Morris Williams Intercollegiate	6/18	287-296-288=871 (+7)
April 4-5	Border Olympics	T1/20	276-289-294=859 (-5)
April 11-13	Billy Hitchcock Intercollegiate	T1/12	294-290-292=876 (+12)
April 24-27	SEC Championship	7/12	299-291-291=881 (+41)
May 10-11	Perry Maxwell Intercollegiate	4/15	293-278-285=856 (+32)
May 15-17	NCAA Central Regional	T7/27	286-292-292=870 (+11)
May 27-30	NCAA Championship	27/30	314-326-307=947 (+83)

2003-04

NCAA CENTRAL REGIONAL (17th)

Date	Tournament	Finish	Score (Par)
Sept. 9-11	Topy Cup	3/11	292-293-294=879 (+15)
Oct. 6-7	Club Glove Intercollegiate	6/12	299-300-302=901 (+37)
Oct. 19-21	Gary Koch Intercollegiate	4/15	282-285-296=863 (-1)
Oct. 26-28	CC/Louisiana Intercollegiate	2/15	282-288-288=858 (-6)
Feb. 11-13	TaylorMade Intercollegiate	3/21	293-278-274=845 (-19)
Feb. 29-M. 2	Cleveland Golf Classic	14/17	292-297-306=895 (+43)
March 7-9	Jim Hackler Intercollegiate	2/19	302-289-285=876 (+12)
March 14-16	Morris Williams Intercollegiate	7/15	288-284-298=870 (+6)
March 19-21	Hall/Fame Invitational	8/18	283-294-298=875 (+11)
April 1-3	Border Olympics	6/17	293-284-295=872 (+8)
April 15-18	SEC Championship	9/12	300-296-287=883 (+43)
May 14-16	Perry Maxwell Intercollegiate	12/15	287-292-288=867 (+27)
May 19-22	NCAA Central Regional	17/27	314-307-310=931 (+67)

2004-05

NCAA CENTRAL REGIONAL (T6th)
NCAA CHAMPIONSHIP (T26th)

Date	Tournament	Finish	Score (Par)
Sept. 17-19	Notre Dame Invitational	10/15	305-312-291=908 (+68)
Oct. 1-2	William H. Tucker Invitational	19/19	303-306-305=914 (+50)
Oct. 11-12	Gary Koch Intercollegiate	7/15	307-288-294=889 (+25)
Oct. 24-26	University Club Intercollegiate	2/14	275-279-278=832 (-32)
Feb. 9-11	Taylor Made Intercollegiate	5/21	274-276-276=826 (-38)
Feb. 20-22	Mercedes-Benz Collegiate	14/17	300-312-296=908 (+44)
March 18-20	Hall/Fame Invitational	14/19	309-288-299=896 (+32)
March 27-29	NIT Invitational	2/14	282-278-281=841 (-23)
April 4-5	Morris Williams Intercollegiate	8/15	296-315-296=907 (+43)
April 15-17	SEC Championship	8/12	305-304-296=905 (+65)
May 19-10	NCAA Central Regional	T6/27	295-297-278=870 (+30)
June 1-3	NCAA Championship	T26/30	288-296-310=894 (+54)

2005-06

Date	Tournament	Finish	Score (Par)
Sept. 12-13	Coca-Cola Tournament of Champions	9/14	287-284-293=864 (+12)
Sept. 27-28	Wolf Pack Invitational	3/18	282-289-285=856 (-8)
Oct. 10-11	Gary Koch Invitational	12/12	297-298-301=896 (+32)
Nov. 1-2	CordeValle Collegiate	t3/16	285-290-284=859 (-5)
Feb. 8-11	Hawai'i at Hilo Intercollegiate	15/21	284-298-290=872 (+20)
March 12-13	Jim Hackler Invitational	t6/15	294-300-297=891 (+27)
March 17-19	Hall of Fame Invitational	t13/17	309-313-307=929 (+65)
March 26-28	NIT Invitational	13/15	297-286-295=878 (+14)
April 3-4	Morris Williams Intercollegiate	t8/18	296-283-299=873 (+14)
April 8-9	Thunderbird Invitational	13/15	294-293-286=873 (+21)
April 21-23	SEC Championship	7/12	295-288-286=869 (+29)

ALL-TIME RESULTS (based on available records)

COACH BRAD McMAKIN

13 SEASONS - 2007-PRESENT

2006-07

Date	Tournament	Finish	Score (Par)
Sept. 14-15	Del Walker Intercollegiate	T1/14 (13-0-0)	282-287-287=856 (+4)
Oct. 2-3	Wolf Pack Classic	7/18 (11-6-0)	291-295-288=874 (+10)
Oct. 7-8	Wolf Run Intercollegiate	5/10 (5-4-0)	296-299-307=902 (+50)
Oct. 15-17	Oklahoma Intercollegiate	7/8 (1-6-0)	304-304-311=923 (+71)
Nov. 6-7	CordeValle Collegiate	T12/16 (4-11-1)	285-285-301=871 (+7)
Feb. 12	Lochinvar Challenge	2/3 (1-1-0)	304 (+16)
Feb. 21-23	John A Burns Intercollegiate	T14/22 (6-13-1)	297-287-288=872 (+8)
Mar. 5-6	USD Collegiate Invitational	6/15 (9-5-0)	302-290-289=881 (+17)
Mar. 16-17	Border Olympics	7/14 (7-6-0)	299-282-286=867 (+6)
Mar. 25-27	Hootie at Bulls Bay	15/15 (0-14-0)	307-293-294=894 (+42)
April. 2-3	Diet Pepsi Shocker Classic	10/16 (6-9-0)	304-312-296=912 (+60)
April. 14-15	U.S. Intercollegiate	T10/15 (4-9-1)	289-292-298=879 (+39)
April. 20-22	SEC Championship	10/12 (2-9-0)	316-295-286=897 (+57)

2007-08

NCAA CENTRAL REGIONAL (T19th)

Date	Tournament	Finish	Score (Par)
Sept. 15-16	Gopher Invitational	T2/12 (9-1-1)	298-295-297= 890 (+26)
Sept. 22-23	Wolf Run Intercollegiate	4/15 (11-3-0)	295-292-294= 881 (+29)
Sept. 30-O. 2	Fighting Irish Gridiron Classic	T2/12 (9-1-1)	300-277-284=861 (+21)
Oct. 14-16	Oklahoma Intercollegiate	3/11 (8-2-0)	305-296-298=899 (+47)
Oct. 29-30	UNCG Bridgestone Collegiate	12/15 (3-11-0)	304-288-296=888 (+24)
Feb. 20-22	John A. Burns Intercollegiate	T8/20 (10-7-2)	286-279-282= 847 (-17)
March 10-11	Callaway Invitational	4/15 (11-3-0)	292-295-288=875 (+11)
March 14-15	Border Olympics	1/14 (13-0-0)	295-281-291=867 (+3)
March 24-25	Duck Invitational	T4/11 (6-3-1)	296-297-293=886 (+22)
April 7-8	Mizzou Intercollegiate	3/11 (8-2-0)	291-293-304=888 (+24)
April 18-20	SEC Championship	12/12 (0-11-0)	308-292-297=897 (+33)
May 15-17	NCAA Central Regional	T19/26 (6-17-2)	304-304-306=914 (+62)

2008-09

NCAA SOUTH CENTRAL REGIONAL (Runner-Up)
NCAA CHAMPIONSHIP (Runner-Up)

Date	Tournament	Finish	Score (Par)
Sept. 6-7	Maryland Collegiate	1/18 (17-0-0)	RO-272-272=544 (-24)
Sept. 12-14	Gopher Invitational	9/12 (3-8-0)	305-286-299=890 (+26)
Oct. 6-7	Fighting Irish Golf Classic	1/15 (14-0-0)	287-293-283=863 (+23)
Oct. 27-28	Baylor Invitational	4/12 (8-3-0)	291-297-285=873 (+21)
Nov. 3-5	Corde Valle Collegiate	6/12 (6-5-0)	370-376-374=1120 (+40)
Feb. 18-20	John A. Burns Intercollegiate	4/17 (13-3-0)	280-286-283=849 (-15)
March 6-7	Seminole Intercollegiate	T5/12 (6-4-1)	296-287-293=876 (+12)
March 13-14	Border Olympics	2/16 (14-1-0)	295-292-297=884 (+20)
March 28-29	Morris Williams Intercollegiate	2/18 (16-1-0)	295-295-298=888 (+36)
April 6-7	Reunion Intercollegiate	2/15 (13-1-0)	297-302-293=892 (+28)
April 17-19	SEC Championship	2/12 (10-1-0)	290-283-289=862 (-1)
May 14-16	NCAA South Central Regional	T2/30 (9-1-2)	298-301-304=903 (+39)
May 28-30	NCAA Championship	Stroke: T3/30 (23-2-2)	297-283-285=865 (+13)
	NCAA MATCH PLAY	**Runner-Up**	
• May 29	NCAA Match Play Quarters	(1-0)	def. Washington - 3-2-0
• May 29	NCAA Match Play Semis	(1-0)	def. Georgia - 3-1-1
• May 30	NCAA Match Play Championship	(0-1)	lost to Texas A&M - 3-2-0

2009-10

NCAA SOUTHEAST REGIONAL (8th)

Date	Tournament	Finish	Score (Par)
Sept. 13-14	Gopher Invitational	2/12 (10-1-0)	296-281-288=865 (+1)
Sept. 26-27	Wolverine at Radrick Farms	2/14 (12-1-0)	278-288-281=847 (-17)
Oct. 5-6	Fighting Irish Golf Classic	3/15 (12-2-0)	295-297-286=878 (+38)
Oct. 13	Jerry Pate National Intercoll.	9/12 (3-8-0)	289 (+9)
Oct. 26-27	Baylor Intercollegiate	6/12 (6-5-0)	300-287-285=872 (+20)
Feb. 6	Redstone Challenge	1/3 (2-0)	295 (+7)
Feb. 14-16	Battle at the Beach	2/14 (12-1-0)	349-361-346=1,056 (-9)
March 5-6	Border Olympics	T6/16 (9-5-1)	287-299-302=888 (+24)
March 12-14	Seminole Intercollegiate	T3/14 (10-2-1)	293-292-288=873 (+21)
March 22-23	Oregon Duck Invitational	2/13 (11-1-0)	358-359-363=1,080 (E)
April 5-6	Morris Williams Intercollegiate	5/15 (10-4-0)	294-299-293=886 (+34)
April 16-18	SEC Championship	4/12 (8-3-0)	278-286-289=853 (+13)
May 20-22	NCAA Southeast Regional	8/13 (5-7-0)	296-282-289=867 (+27)

2010-11

NCAA SOUTHEAST REGIONAL (5th)
NCAA CHAMPIONSHIP (15th)

Date	Tournament	Finish	Score (Par)
Sept. 12-13	Gopher Invitational	3/11 (10-2-0)	297-281-301=889 (+25)
Oct. 2-4	Cabo Collegiate	1/12 (11-0-0)	297-280-277=854 (-10)
Oct. 11-12	Jack Nicklaus Invitational	4/10 (6-3-0)	286-292-294=872 (+32)
Oct. 18-19	David Toms Intercollegiate	2/14 (12-1-0)	283-283-284=850 (-14)
Nov. 1-2	Royal Oaks Intercollegiate	3/12 (9-2-0)	285-279=564 (-4)
Feb. 13-15	Battle at the Beach	8/13 (5-7-0)	353-365-369=1,087 (+37)
Feb. 27-Mar. 1	John Hayt Invitational	1/15 (14-0-0)	285-299-283=867 (+3)
March 11-13	Seminole Intercollegiate	1/18 (17-0-0)	277-287-280=844 (-8)
March 25-26	Border Olympics	1/19 (18-0-0)	280-273-279=832 (-32)
April 4-5	Morris Williams Intercollegiate	3/14 (11-2-0)	308-296-296=900 (+48)
April 15-17	SEC Championship	6/12 (6-5-0)	286-294-290=870 (+30)
May 19-21	NCAA Southeast Regional	5/14 (9-4-0)	283-287-286=856 (-8)
May 31-June 5	NCAA Championship	15/30 (15-14-0)	296-298-303=897 (+33)

2011-12

NCAA SOUTH CENTRAL REGIONAL (6th)

Date	Tournament	Finish	Score (Par)
Sept. 11-12	Gopher Invitational	1/14 (13-0-0)	290-291-299=880 (+16)
Sept. 25-27	Golfweek Conf. Challenge	1/15 (14-0-0)	280-294-285=859 (-5)
Oct. 11-12	Jack Nicklaus Invitational	6/12 (6-5-0)	299-291-297=887 (+23)
Oct. 16-17	Windon Memorial Classic	1/17 (16-0-0)	274-276-297=847 (+7)
Oct. 27-29	Cabo Collegiate	1/12 (11-0-0)	281-276-274=831 (-21)
Feb. 10-11	Gator Invitational	2/14 (12-1-0)	288-289-287=864 (+24)
Feb. 26-28	John Hayt Invitational	1/15 (14-0-0)	299-292-281=872 (+8)
March 11-12	General Hackler Champ.	3/15 (12-2-0)	297-287-294=878 (+26)
March 18-20	Callaway Match Play	1/16 (4-0-0)	def. Wash. St. - 3&2 def. East Carolina - 4&1 def. Chattanooga - 5&0 def. Duke - 3-1-1
April 9-10	All-American Intercollegiate	1/15 (14-0-0)	280-276-285=841 (-23)
April 20-22	SEC Championship	5/12 (7-4-0)	286-280-289=855 (+15)
May 17-19	NCAA South Central Regional	6/14 (8-5-0)	302-292-285=879 (+15)

2012-13

NCAA FAYETTEVILLE REGIONAL (Runner-Up)
NCAA CHAMPIONSHIP (10th)

Date	Tournament	Finish	Score (Par)
Sept. 9-10	Gopher Invitational	3/15 (12-2-0)	300-295-293=888 (+24)
Sept. 23-25	PING/Golfweek Preview	T11/15 (3-10-1)	288-292-289=869 (+29)
Sep 30-Oct 2	Fighting Illini Invitational	1/14 (13-0-0)	283-278-293=854 (+14)
Oct. 8-9	Jack Nicklaus Invitational	T7/11 (3-6-1)	311-309=620 (+44)
Oct. 21-23	Isleworth Collegiate Invitational	7/15 (8-6-0)	300-292-300=892 (+28)
Feb. 9-10	Gator Invitational	6/14 (8-5-0)	287-288-285=860 (+20)
Feb. 24-26	John Hayt Collegiate Invitational	T4/15 (8-3-3)	293-294=587 (+11)
March 11-12	General Hackler Championship	T1/11 (9-0-1)	283-299-291=873 (+9)
March 16-17	Don Puckette National Invitational	4/16 (12-3-0)	282-287-286=855 (-9)
April 6-7	Aggie Invitational	4/12 (8-3-0)	295-292-282=869 (+5)
April 19-21	SEC Championship	6/14 (8-5-0)	297-280-291=868 (+28)
May 16-18	NCAA Fayetteville Regional	2/14 (12-1-0)	290-283-293=866 (+2)
May 28-30	NCAA Championship	10/30 (20-9-0)	286-271-286=843 (+3)

2013-14

NCAA COLUMBIA REGIONAL (Runner-Up)
NCAA CHAMPIONSHIP (Runner-Up)

Date	Tournament	Finish	Score (Par)
Sept. 7-9	Fighting Illini Invitational	4/15 (11-3-0)	294-287-290=871 (+31)
Sept. 22-23	Windon Memorial Classic	T7/16 (8-6-1)	299-284-298=881 (+17)
Oct. 7-8	Jerry Pate Intercollegiate	6/12 (6-5-0)	295-279-284=858 (+18)
Oct. 14-15	Crooked Stick Intercollegiate	1/14 (13-0-0)	306-285-284=875 (+11)
Oct. 20-22	Isleworth Collegiate	11/15 (4-10-0)	287-307-295=889 (+25)
Feb. 15-16	Gator Invitational	1/14 (13-0-0)	286-284-279=849 (+9)
Feb. 21-23	Bayou City Collegiate	4/15 (11-3-0)	287-286-282=855 (-9)
March 2-4	Querencia Cabo Collegiate	7/14 (7-6-0)	299-296-287=882 (+30)
March 24-25	Valspar Invitational	T5/15 (9-4-1)	283-286-279/848 (-4)
April 5-6	Aggie Invitational	6/12 (6-5-0)	305-301-301=907 (+43)
April 25-27	SEC Championship	T6/14 (7-5-1)	280-287-275=842 (+2)
May 15-17	NCAA Columbia Regional	2/14 (12-1-0)	289-270-277=836 (-28)
Mary 23-26	NCAA Championship	T18/30 (10-17-1)	292-286-279=857 (+17)

(based on available records) ALL-TIME RESULTS

2014-15

NCAA NEW HAVEN REGIONAL (11th)

Date	Tournament	Finish	Score (Par)
Aug. 29-31	Carmel Cup	7/8 (1-7-0)	361-359-368=1088 (+8)
Sept. 7-9	Fighting Illini Invitational	4/15 (11-3-0)	294-287-290=871 (+31)
Sept. 12-14	OFCC/Fighting Illini Invitational	13/15 (2-12-0)	301-303-301=905 (+65)
Oct. 6-7	Jerry Pate National Intercoll.	5/12 (7-4-0)	282-287-284=853 (+13)
Oct. 19-21	Tavistock Collegiate Invitational	13/15 (2-12-0)	288-299-284=871 (+7)
Feb. 14-16	SunTrust Gator Invitational	2/14 (12-1-0)	280-280-283=843 (+3)
Feb. 20-22	Bayou City Collegiate	4/15 (11-3-0)	288-288-285=861 (-3)
March 1-3	Querencia Cabo Collegiate	T9/14 (4-8-1)	291-293-285=869 (+17)
March 28-29	Towson Invitational	1/23 (22-0)	302-287=589 (+21)
April 4-5	Aggie Invitational	3/13 (10-2-0)	298-293-297=888 (+24)
April 17-19	SEC Championship	6/14 (8-5-0)	279-274-280=834 (-6)
May 14-16	NCAA New Haven Regional	11/14 (3-10-0)	301-289-281=871 (+31)

2015-16

NCAA KOHLER REGIONAL (Runner-Up)
NCAA CHAMPIONSHIP (12th)

Date	Tournament	Finish (Record)	Score (Par)
Sept. 4-6	Carmel Cup	T7/8 (0-6-1)	357-373-377=1107 (+27)
Sept. 18-20	Fighting Illini Invitational	T9/15 (5-8-1)	295-292-290=877 (+37)
Oct. 5-6	Jerry Pate Intercollegiate	5/12 (5-6)	278-293-275=846 (+6)
Nov. 2-4	Gifford Collegiate	5/15 (10-4)	290-289-289=868 (+16)
Feb. 1-2	Sea Best Invitational	T3/15 (11-2-1)	287-290-281=858 (+18)
Feb. 19-21	All-American Intercollegiate	1/16 (15-0)	300-276-279=855 (-9)
Feb. 28-Mar. 1	Querencia Cabo Collegiate	9/15 (6-8)	291-286-295=872 (+20)
March 14	Southern Intercollegiate	2/14 (12-1)	279-280=559 (-17)
March 21-22	Valspar Collegiate	T9/15 (5-8-1)	298-297-286=881 (+29)
April 2-3	Aggie Invitational	3/15 (12-2)	294-293-288=875 (+11)
April 15-17	SEC Championship	T3/14 (10-2-1)	288-283-290=861 (+21)
May 16-18	NCAA Kohler Regional	T2/13 (10-1-1)	292-284-281=857 (-7)
May 27-30	NCAA Championship	12/30 (18-11)	282-284-289-298=1153 (+33)

2016-17

NCAA BATON ROUGE REGIONAL (8th)

Date	Tournament	Finish (Record)	Score (Par)
Sept. 2-4	Carmel Cup	6/8 (2-5-0)	357-352-359=1068 (-12)
Sept. 10-11	The Gopher Invitational	6/15 (9-5-0)	289-284-303=876 (+24)
Oct. 3-4	Jerry Pate Intercollegiate	6/12 (6-5-0)	285-285-291=861 (+21)
Oct. 10-11	Mountaineer Intercollegiate	1/14 (13-0-0)	290-280-288=858 (-6)
Oct. 24-25	Quail Valley Intercollegiate	3/15 (12-2-0)	278-285-282=845 (-19)
Feb. 6-7	Sea Best Invitational	4/15 (11-3-0)	291-272-290=853 (+13)
Feb. 18-19	SunTrust Gator Invitational	1/15 (14-0-0)	288-278-279=845 (+5)
Feb. 26-28	Querencia Cabo Collegiate	9/15 (6-8-0)	292-291-279=862 (+10)
March 13	Southern Intercollegiate	4/15 (11-3-0)	288-283=571 (-5)
March 19-21	Valspar Collegiate	T10/14 (3-9-1)	303-291-283=877 (+25)
April 1-2	Aggie Invitational	T9/13 (3-8-1)	302-292=594 (+18)
April 13	Tiger Classic	T2/7 (4-1-1)	299-298=597 (+21)
April 21-22	SEC Championship	12/14 (2-11-0)	299-292-268=859 (+19)
May 15-17	NCAA Baton Rouge Regional	8/14 (6-7-0)	299-301-293=893 (+29)

2017-18

NCAA NORMAN REGIONAL (T4th)
NCAA CHAMPIONSHIP (12th)

Date	Tournament	Finish (Record)	Score (Par)
Sept. 1-3	Carmel Cup	6/8 (2-5-0)	354-354-363=1071 (-9)
Sept. 10-11	The Gopher Invitational	1/16 (15-0-0)	284-285-279=848 (-4)
Sept. 25-26	Bearcat Invitational	2/12 (10-1-0)	278-273-275=826 (-26)
Oct. 9-10	Jerry Pate Intercollegiate	5/12 (7-4-0)	286-269-287=842 (+2)
Oct. 23-24	Royal Oaks Intercollegiate	2/13 (11-1-0)	283-276-287=846 (-6)
Feb. 5-6	Sea Best Invitational	2/14 (12-1-0)	282-267-286=835 (-5)
Feb. 17-18	SunTrust Gator Invitational	T8/16 (7-7-1)	286-283-278=847 (+7)
March 4-6	Querencia Cabo Collegiate	T6/14 (8-5-1)	296-282-284=862 (+10)
March 12	Southern Intercollegiate	1/18 (17-0-0)	285-282=567 (-9)
March 18-20	Valspar Collegiate	T10/16 (5-9-1)	288-291-286=865 (+13)
April 7-8	Aggie Invitational	8/14 (6-7-0)	312-296-290=898 (+34)
April 25-29	SEC Championship	T4/14 (8-3-2)	289-285-274=848 (+8)
May 14-16	NCAA Norman Regional	T4/14 (9-3-1)	288-293-280=861 (-3)
May 25-30	NCAA Championship	12/30 (18-11-0)	296-289-291-303=1179 (+27)

2018-19

SEC CHAMPION
NCAA AUSTIN REGIONAL (6th)

Date	Tournament	Finish (Record)	Score (Par)
Aug 31-Sep 2	Carmel Cup	4/8 (4-3-0)	356-347-349=1052 (-28)
Sept. 9-10	The Gopher Invitational	4/14 (10-3-0)	288-291-280=859 (+7)
Sept. 28-29	William H. Tucker Intercollegiate	4/17 (14-3-0)	288-283-289=860 (-4)
Oct. 8-9	Jerry Pate Intercollegiate	2/12 (10-1-0)	281-274-274=829(-11)
Oct. 22-23	Royal Oaks Intercollegiate	4/14 (10-3-0)	281-285-301=867 (+27)
Feb. 4-5	Sea Best Invitational	T7/ 14 (6-6-1)	286-293-282=861 (+21)
Feb. 18-20	The Prestige	8/15 (6-8-0)	300-295-288=883 (+31)
March 3-5	Querencia Cabo Collegiate	10/13 (3-9-0)	305-290-290=885 (+33)
March 17-18	Valspar Collegiate	14/15 (1-13-0)	291-288-290=869 (+17)
April 6-7	Augusta Haskins Award Invit.	4/15 (10-3-0)	277-280-288=845 (-19)
April 13	Git-R-Done Husker Invitational	1/6 (5-0-0)	290-277=567 (-1)
April 24-26	SEC Championship	Stroke: 7/14 (7-6-0)	281-274-300=855 (+15)
• April 27	SEC Match Play Quarterfinal	(1-0)	def. Vanderbilt, 3-2
• April 27	SEC Match Play Semifinal	(1-0)	def. Texas A&M, 3-2
• April 28	**SEC Match Play Championship**	**(1-0)**	**def. Auburn, 3-1-1**
May 13-15	NCAA Austin Regional	6/14 (8-5-0)	288-293-280=861 (-3)



RAZORBACK RECORD BOOKS - INDIVIDUAL *(based on available records)*

LOWEST ROUND

	SCORE	TO PAR	NAME	EVENT (ROUND)	SEASON
1.	63	-9	Matt Bortis	Wolf Pack Inv. (3)	2005-06
	63	-9	Darren Holder	Taylor Made Int. (2)	2002-03
3.	64	-8	Tyson Reeder	Augusta/Haskins (1)	2018-19
	64	-6	Julian Perico	Jerry Pate Int. (1)	2018-19
	64	-8	Luis Garza	Carmel Cup (3)	2018-19
	64	-6	Sebastian Cappelen	SEC Championship (3)	2013-14
	64	-6	Nicolas Echavarria	NCAA Championship (2)	2012-13
	64	-8	Sebastian Cappelen	Border Olympics (2)	2010-11
	64	-7	David Lingmerth	Battle at the Beach (3)	2009-10
	64	-7	Ethan Tracy	Maryland Int. (1)	2008-09
	64	-8	Andrew Dahl	Morris Williams (1)	2003-04
	64	-8	Bud Still	SEC Championship (3)	1994-95
	64	-6	DAvid McCauley	at Texas A&M	1965-66
12.	65	-5	Julian Perico	Jerry Pate Int. (2)	2018-19
	65	-5	Mason Overstreet	Sea Best Inv. (2)	2017-18
	65	-5	Alvaro Ortiz	Sea Best Inv. (2)	2017-18
	65	-5	Mason Overstreet	Jerry Pate Int. (2)	2017-18
	65	-5	Mason Overstreet	Jerry Pate Int. (1)	2017-18
	65	-7	Mason Overstreet	Carmel Cup (1)	2017-18
	65	-5	Luis Garza	SEC Championship (3)	2016-17
	65	-5	Alvaro Ortiz	SEC Championship (3)	2016-17
	65	-5	Luis Garza	Gator Invitational (3)	2016-17
	65	-5	Alvaro Ortiz	Jerry Pate Int. (1)	2015-16
	65	-5	Taylor Moore	SEC Championship (3)	2013-14
	65	-5	Kolton Crawford	SEC Championship (1)	2014-15
	65	-6	Kolton Crawford	Valspar Inv. (3)	2013-14
	65	-7	Sebastian Cappelen	All-American (2)	2011-12
	65	-7	Jamie Marshall	Wolverine (3)	2009-10
	65	-6	Jamie Marshall	Battle at the Beach (3)	2009-10
	65	-7	Sam Chavez	Border Olympics (2)	2007-08
	65	-7	Andrew Landry	Callaway Golf Inv. (2)	2006-07
	65	-7	Andrew Dahl	Border Olympics (1)	2002-03
	65	-5	Adam Wing	SEC Championship (3)	2002-03
	65	-7	Craig Lile	Lexus Int. (2)	1999-00
	65	-7	John Daly	NCAA Championship (3)	1985-86
33.	66	-4	Julian Perico	SEC Championship (1)	2018-19
	66	-6	Mason Overstreet	Augusta/Haskins Inv. (2)	2018-19
	66	-4	Mason Overstreet	SEC Championship (3)	2017-18
	66	-5	Alvaro Ortiz	Royal Oaks Int. (2)	2017-18
	66	-4	William Buhl	Jerry Pate Int. (2)	2017-18
	66	-5	William Buhl	Bearcat Invite (3)	2017-18
	66	-6	Luis Garza	Carmel Cup (2)	2017-18
	66	-6	Alvaro Ortiz	Carmel Cup (2)	2017-18
	66	-4	Mason Overstreet	SEC Championship (3)	2016-17
	66	-5	William Buhl	Querencia Cabo Coll (3)	2016-17
	66	-4	Charles Kim	Gator Invitational (2)	2016-17
	66	-6	Alvaro Ortiz	Carmel Cup (1)	2016-17
	66	-6	Alvaro Ortiz	Quail Valley (1)	2016-17
	66	-4	Alvaro Ortiz	Sea Best Invite (2)	2016-17
	66	-6	Taylor Moore	All-American Int. (2)	2015-16
	66	-4	Nicolas Echavarria	Jerry Pate Int. (3)	2015-16
	66	-4	Taylor Moore	SEC Championship (2)	2014-15
	66	-6	Nicolas Echavarria	Tavistock Inv. (1)	2014-15
	66	-4	Kolton Crawford	SEC Championship (2)	2014-15
	66	-4	Nicolas Echavarria	SEC Championship (1)	2013-14
	66	-4	Sebastian Cappelen	SEC Championship (3)	2012-13
	66	-6	Sebastian Cappelen	Border Olympics (3)	2010-11
	66	-6	Ethan Tracy	John Hayt Inv. (3)	2010-11
	66	-6	Frederico Colombo	Callaway Inv. (3)	2006-07
	66	-6	Matt Bortis	Border Olympics (2)	2003-04
	66	-5	Seth Murphy	Cleveland Classic (1)	2003-04
	66	-6	Andrew Dahl	Morris Williams (1)	2002-03
	66	-4	Eric Shriver	NCAA Cent. Regional (3)	2004-05
	66	-6	Craig Lile	Red River Classic (1)	2000-01
	66	-5	Craig Lile	NCAA Central Regional (3)	1999-00
	66	-6	Tag Ridings	SEC Championship (3)	1996-97
	66	-6	Casey Brown	Border Olympics (2)	1995-96

LOWEST ROUND IN RELATION TO PAR

	SCORE	TO PAR	NAME	EVENT (ROUND)	SEASON
1.	63	-9	Matt Bortis	Wolf Pack Inv. (3)	2005-06
	63	-9	Darren Holder	Taylor Made Int. (2)	2002-03
2.	64	-8	Tyson Reeder	Augusta/Haskins (1)	2018-19
	64	-8	Luis Garza	Carmel Cup (3)	2018-19
	64	-8	Sebastian Cappelen	Border Olympics (2)	2010-11
	64	-8	Andrew Dahl	Morris Williams (1)	2003-04
	64	-8	Bud Still	SEC Championship (3)	1994-95

** The University of Arkansas men's golf archives are not complete. Numbers in the records section include those that can be documented in the UA archives and Golfstat archives (1992-pres.).*

LOWEST 36-HOLE SCORE

(Rds 1 & 2 of 54 holes only)

	SCORE	TO PAR	NAME	EVENT (ROUND)	SEASON
1.	129	-11	Julian Perico	Jerry Pate Int.	2018-19
2.	130	-10	Mason Overstreet	Jerry Pate Int.	2017-18
3.	131	-9	Kolton Crawford	SEC Championship	2014-15
4.	132	-12	Andrew Dahl	Morris Williams	2003-04
	132	-10	Ethan Tracy	Maryland Int.	2008-09
6.	133	-11	Alvaro Ortiz	Quail Valley Inv.	2016-17
	133	-11	Sebastian Cappelen	Border Olympics	2010-11
	133	-7	Julian Perico	SEC Championship	2018-19
9.	134	-10	Tyson Reeder	Augusta Haskins Inv.	2018-19
	134	-10	Craig Lile	Red River Classic	2000-01
	134	-8	Alvaro Ortiz	Bearcat Invitational	2017-18
	134	-6	Charles Kim	SunTrust Gator Inv.	2016-17
	134	-6	Nicolas Echavarria	SEC Championship	2013-14
	134	-6	Nicolas Echavarria	NCAA Championship	2012-13

BEST 36-HOLE SCORE IN RELATION TO PAR

(Rds 1 & 2 of 54 holes only)

	SCORE	TO PAR	NAME	EVENT	SEASON
1.	132	-12	Andrew Dahl	Morris Williams	2003-04
2.	129	-11	Julian Perico	Jerry Pate Int.	2018-19
	133	-11	Alvaro Ortiz	Quail Valley Inv.	2016-17
	133	-11	Sebastian Cappelen	Border Olympics	2010-11
5.	130	-10	Mason Overstreet	Jerry Pate Int.	2017-18
	132	-10	Ethan Tracy	Maryland Int.	2008-09
	134	-10	Tyson Reeder	Augusta Haskins Inv.	2018-19
	134	-10	Craig Lile	Red River Classic	2000-01

MATT BORTIS *(pictured) and* **DARREN HOLDER** *own the school record by shooting a 63 in a single round. Interestingly, while it was Arkansas' third event of 2002-03, it was Holder's first career event played and his 63 came in round two after an opening-round 82. The Razorbacks established a school record by shooting a 21-under-par 267 in that second round as all four counting scores were in the 60's.*

LOWEST 54-HOLE TOURNAMENT SCORE

	SCORE	TO PAR	NAME	EVENT	SEASON
1.	197	-13	Julian Perico	Jerry Pate Int.	2018-19
2.	199	-17	Sebastian Cappelen	Border Olympics	2010-11
3.	200	-10	Mason Overstreet	Jerry Pate Int.	2017-18
4.	201	-15	Luis Garza	Carmel Cup	2018-19
5.	202	-8	Sebastian Cappelen	SEC Championship	2012-13
6.	204	-9	Alvaro Ortiz	Bearcat Inv.	2017-18
	204	-6	Charles Kim	SunTrust Gator Inv.	2016-17
	204	-12	Alvaro Ortiz	Carmel Cup	2016-17
	204	-12	Matt Bortis	National Inv. Tourney	2004-05
	204	-12	Eric Shriver	TaylorMade Int.	2004-05
	204	-12	Craig Lile	Lexus Int.	1999-00
12.	205	-8	Mason Overstreet	Bearcat Inv.	2017-18
	205	-11	Alvaro Ortiz	Quail Valley	2016-17
	205	-8	Taylor Moore	Querencia Cabo	2015-16
	205	-8	Sebastian Cappelen	Cabo Collegiate	2011-12
	205	-8	David Lingmerth	Battle at the Beach	2009-10
	205	-11	Jason Turner	University Club Int.	2004-05
	205	-11	Andrew Dahl	Border Olympics	2002-03
	205	-11	Craig Lile	Red River Classic	2000-01
20.	206	-4	Luis Garza	Sea Best Inv.	2017-18
	206	-7	William Buhl	Gopher Inv.	2018-19
	206	-7	Mason Overstreet	Gopher Inv.	2017-18
	206	-10	Alvaro Ortiz	Carmel Cup	2017-18
	206	-4	Taylor Moore	SEC Championship	2014-15
	206	-4	Nicolas Echavarria	NCAA Championship	2012-13
	206	-10	Jamie Marshall	Wolverine at Radrick	2009-10
	206	-7	Jamie Marshall	Battle at the Beach	2009-10
	206	-10	Matt Bortis	Wolf Pack Inv.	2005-06
	206	-10	Andrew Dahl	Morris Williams	2003-04
30.	207	-3	William Buhl	SEC Championship	2017-18
	207	-3	Alvaro Ortiz	SunTrust Gator	2017-18
	207	-3	Mason Overstreet	Sea Best Inv.	2017-18
	207	-9	Taylor Moore	All-American Int.	2015-16
	207	-3	Sebastian Cappelen	NCAA Championship	2013-14
	207	-6	Austin Cook	Cabo Collegiate	2011-12
36.	208	-5	William Buhl	Bearcat Inv.	2017-18
	208	-2	Kolton Crawford	Gator Invite	2014-15
	208	-8	Kolton Crawford	NCAA Regional	2013-14
	208	-2	Sebastian Cappelen	SEC Championship	2013-14
	208	-1	Nicolas Echavarria	SEC Championship	2013-14
	208	-5	Sebastian Cappelen	Seminole Int.	2010-11
	208	-8	David Lingmerth	Wolverine at Radrick	2009-10
	208	-8	Andrew Landry	John A. Burns Int.	2008-09
	208	-8	David Lingmerth	John A. Burns. Int.	2007-08
	208	-8	Andrew Landry	John A. Burns Int.	2007-08
	208	-8	Andrew Landry	John A. Burns Int.	2006-07
	208	-8	Matt Bortis	TaylorMade Int.	2004-05
	208	-8	Matt Bortis	University Club Int.	2004-05
	208	-8	Josh Farrell	TaylorMade Int.	2004-05

BEST 54-HOLE SCORE IN RELATION TO PAR

	SCORE	TO PAR	NAME	EVENT	SEASON
1.	199	-17	Sebastian Cappelen	Border Olympics	2010-11
2.	201	-15	Luis Garza	Carmel Cup	2018-19
3.	197	-13	Julian Perico	Jerry Pate Int.	2018-19
4.	204	-12	Alvaro Ortiz	Carmel Cup	2016-17
	204	-12	Matt Bortis	National Inv. Tourney	2004-05
	204	-12	Eric Shriver	TaylorMade Int.	2004-05
	204	-12	Craig Lile	Lexus Int.	1999-00
8.	205	-11	Alvaro Ortiz	Quail Valley	2016-17
	205	-11	Jason Turner	Univ. Club Int.	2004-05
	205	-11	Andrew Dahl	Border Olympics	2002-03
	205	-11	Craig Lile	Red River Classic	2000-01
12.	200	-10	Mason Overstreet	Jerry Pate Int.	2017-18
	206	-10	Alvaro Ortiz	Carmel Cup	2017-18
	206	-10	Jamie Marshall	Wolverine at Radrick	2009-10
	206	-10	Matt Bortis	Wolf Pack Inv.	2005-06
	206	-10	Andrew Dahl	Morris Williams	2003-04

En route to winning his first collegiate event – the 2018-19 Jerry Pate National Intercollegiate, **JULIAN PERICO** *posted the lowest 36-hole (129) and 54-hole (197) scores in school history.*

LOWEST 72-HOLE TOURNAMENT SCORE

	SCORE	TO PAR	NAME	EVENT	SEASON
1.	283	-5	Mike Swartz	NCAA Championship	1983-84
2.	285	-3	Bud Still	NCAA Championship	1993-94
	285	-3	Deane Pappas	NCAA Championship	1991-92
4.	286	-2	Steven Bright	NCAA Championship	1993-94
5.	287	+7	Taylor Moore	NCAA Championship	2015-16
6.	288	E	Craig Young	NCAA Championship	1993-94
	288	E	Rod Ellis	NCAA Championship	1993-94
8.	289	+9	Charles Kim	NCAA Championship	2015-16
	289	+1	Tag Ridings	NCAA Championship	1993-94
	289	+1	Bud Still	NCAA Championship	1992-93
	289	+5	Greg Reid	NCAA Championship	1987-88
12.	290	+2	David White	NCAA Championship	1991-92
	290	+2	Chris Little	NCAA Championship	1986-87
	290	+2	John Daly	NCAA Championship	1985-86
15.	291	+11	Kolton Crawford	NCAA Championship	2015-16

MOST SEASON TOP 10 FINISHES

	NAME	SEASON	NO.
1.	David Lingmerth	2009-10	10
	Bud Still	1993-94	10
3.	Andrew Landry	2006-07	9
	Bud Stil	1995-96	9
5.	Andrew Dahl	2002-03	8
5.	Ethan Tracy	2011-12	7
	Ethan Tracy	2010-11	7
	David Lingmerth	2008-09	7
	Andrew Landry	2007-08	7
	Craig Lile	2000-01	7
	Bud Still	1993-94	7
	David White	1992-93	7
11.	Alvaro Ortiz	2016-17	6
	Taylor Moore	2015-16	6
	Taylor Moore	2014-16	6
	Sebastian Cappelen	2013-14	6
	Sebastian Cappelen	2010-11	6
	Ethan Tracy	2010-11	6
	Andrew Landry	2008-09	6
	Craig Lile	1999-00	6
	Tag Ridings	1996-97	6
	Bud Still	1992-93	6
19.	Julian Perico	2018-19	5
	Alvaro Ortiz	2017-18	5
	Mason Overstreet	2017-18	5
	Luis Garza	2017-16	5
	Kolton Crawford	2014-15	5
	Taylor Moore	2013-14	5
	Ethan Tracy	2008-09	5
	Craig Lile	1997-98	5

YEARLY STROKE AVERAGE LEADERS

SEASON	NAME	AVG.	RDS	STKS
1992-93	David White	72.98	43	3,138
1993-94	Bud Still	71.81	43	3,088
1994-95	Bud Still	72.67	43	3,125
1995-96	Bud Still	73.30	46	3,372
1996-97	Tag Ridings	73.33	40	2,933
1997-98	Craig Lile	72.94	33	2,407
1998-99	Craig Lile	74.30	38	2,825
1999-00	Craig Lile	71.65	40	2,866
2000-01	Craig Lile	71.32	37	2,639
2001-02	Adam Wing	73.30	33	2,419
2002-03	Andrew Dahl	71.70	37	2,653
2003-04	Andrew Dahl	72.56	39	2,830
2004-05	Matt Bortis	72.78	36	2,620
2005-06	Matt Bortis	72.25	36	2,601
2006-07	Andrew Landry	72.20	40	2,888
2007-08	Andrew Landry	72.83	36	2,622
2008-09	Andrew Landry	72.82	38	2,767
2009-10	David Lingmerth	71.63	35	2,507
2010-11	Sebastian Cappelen	71.79	38	2,728
2011-12	Ethan Tracy	71.76	33	2,368
2012-13	Sebastian Cappelen	72.03	34	2,449
2013-14	Sebastian Cappelen	71.26	39	2,779
2014-15	Taylor Moore	71.72	29	2,080
2015-16	Taylor Moore	71.41	39	2,785
2016-17	Alvaro Ortiz	71.94	36	2,590
2017-18	Alvaro Ortiz	71.24	42	2,992
2018-19	Julian Perico	71.54	41	2,993

MOST CAREER TOP 10 FINISHES

	NAME	SEASON	NO.
1.	Bud Still	1993-96	30
2.	Taylor Moore	2012-16	22
	Andrew Landry	2007-09	22
	Craig Lile	1998-01	22
5.	Ethan Tracy	2009-12	21
6.	Sebastian Cappelen	2010-14	20
7.	David Lingmerth	2008-10	19
	Jack O'Keefe *	1989-93	13
	Deane Pappas *	1989-92	13
	David White *	1991-93	13

SINGLE SEASON STROKE AVERAGE

	AVG.	NAME	SEASON	RDS	STKS
1.	71.24	Alvaro Ortiz	2017-18 (Sr.)	42	2,992
2.	71.26	Sebastian Cappelen	2013-14 (Sr.)	39	2,779
3.	71.32	Craig Lile	2000-01 (Sr.)	37	2,639
4.	71.41	Taylor Moore	2015-16 (Sr.)	39	2,785
5.	71.52	Mason Overstreet	2017-18 (So.)	42	3,004
6.	71.54	Julian Perico	2018-19 (Fr.)	41	2,993
7.	71.63	David Lingmerth	2009-10 (Sr.)	35	2,507
8.	71.65	Craig Lile	1999-00 (Jr.)	40	2,866
9.	71.67	Deane Pappas	1991-92 (Sr.)	46	3,297
10.	71.70	Andrew Dahl	2002-03 (Jr.)	37	2,653
11.	71.72	Taylor Moore	2014-15 (Jr.)	29	2,080
12.	71.76	Ethan Tracy	2011-12 (Sr.)	33	2,368
13.	71.77	Mason Overstreet	2018-19 (Jr.)	35	2,512
14.	71.79	Sebastian Cappelen	2010-11 (Fr.)	38	2,728
15.	71.81	Bud Still	1993-94 (So.)	43	3,088
16.	71.94	Alvaro Ortiz	2016-17 (Jr.)	36	2,590
17.	72.03	Sebastian Cappelen	2012-13 (Jr.)	34	2,449
18.	72.08	William Buhl	2017-18 (So.)	42	3,027
19.	72.15	Luis Garza	2016-17 (Fr.)	39	2,814
20.	72.19	Kolton Crawford	2014-15 (Jr.)	32	2,310
21.	72.20	Andrew Landry	2006-07 (So.)	40	2,888
22.	72.21	Sebastian Cappelen	2011-12 (So.)	33	2,383
23.	72.24	William Buhl	2018-19 (Jr.)	38	2,745
24.	72.25	Matt Bortis	2005-06 (Jr.)	36	2,601
25.	72.26	Ethan Tracy	2010-11 (Jr.)	38	2,746
26.	72.37	Jamie Marshall	2009-10 (Jr.)	35	2,533
27.	72.38	Taylor Moore	2013-14 (So.)	39	2,823
28.	72.56	Andrew Dahl	2003-04 (Sr.)	39	2,830
29.	72.67	Bud Still	1994-95 (Jr.)	43	3,125
30.	72.71	Tyson Reeder	2018-19 (Jr.)	38	2,763
31.	72.78	Matt Bortis	2004-05 (So.)	36	2,620
32.	72.82	Andrew Landry	2008-09 (Sr.)	38	2,767
33.	72.83	Andrew Landry	2007-08 (Jr.)	36	2,622
34.	72.86	Luis Garza	2017-18 (So.)	42	3,060
35.	72.94	Craig Lile	1997-98 (Fr.)	33	2,407

CAREER STROKE AVERAGE

	AVG.	NAME	SEASONS	RDS	STKS
1.	71.80	Sebastian Cappelen	2010-14	144	10,339
2.	72.22	Alvaro Ortiz	2015-18	144	10,400
3.	72.55	Craig Lile	1998-01	148	10,663
4.	72.30	Taylor Moore	2012-16	144	10,409
5.	72.61	Andrew Landry	2007-09	114	8,277
6.	72.73	David Lingmerth	2008-10	109	7,928
7.	72.86	Matt Bortis	2004-06	105	7,650
8.	72.88	Bud Still	1993-96	175	12,754
9.	72.90	Andrew Dahl	2002-04	100	7,290
10.	73.10	Kolton Crawford	2012-16	140	10,235
11.	73.10	Ethan Tracy	2009-12	138	10,088
12.	73.23	Jamie Marshall	2008-11	99	7,250
13.	73.37	Austin Cook	2009-13	137	10,052
14.	73.41	Thomas Sorensen	2012-14	62	4,552
15.	73.5	Nicolas Echavarria	2012-16	129	9,494
16.	74.02	Paul Bradshaw	2003-04	51	3,775
17.	74.07	Josh Eure	2010-14	73	5,407
18.	74.10	Jack O'Keefe	1989-93	86	6,373
19.	74.15	David White	1991-93	84	6,229
20.	74.19	Eric Shriver	2005-06	54	4,006
21.	74.44	Dalton Owens	2006-10	41	3,052
22.	74.45	Craig Young	1990-94	47	3,499
23.	74.53	Rod Ellis	1991-95	75	5,590
24.	74.57	Gary Clark	1992-93	46	3,430
25.	74.59	Adam Wing	2000-04	109	8,130

** The University of Arkansas men's golf archives are not complete. Numbers in the records section include those that can be documented in the UA archives and Golfstat archives (1992-pres.).*

RAZORBACK RECORD BOOK - INDIVIDUAL *(based on available records)*

SEBASTIAN CAPPELEN *had 80 rounds of par or better to help him finish as the program's all-time leader in stroke average.*

MOST ROUNDS IN THE 60's - SEASON

	NAME	SEASON	NO.
1.	Alvaro Ortiz	2017-18	14
2.	Julian Perico	2018-19	12
	Sebastian Cappelen	2013-14	12
4.	Mason Overstreet	2017-18	11
5.	William Buhl	2017-18	10
	Alvaro Ortiz	2016-17	10
	Taylor Moore	2015-16	10
	Matt Bortis	2004-05	10
9.	Mason Overstreet	2018-19	9
	Luis Garza	2016-17	9
	Taylor Moore	2014-15	9
	Sebastian Cappelen	2010-11	9

MOST ROUNDS IN THE 60's - CAREER

	NAME	SEASON	NO.
1.	Alvaro Ortiz	2017-18	14
2			

** The University of Arkansas men's golf archives are not complete. Numbers in the records section include those that can be documented in the UA archives and Golfstat archives (1992-pres.). A majority of the records on this page were provided by Golfstat, which dates back to 1992.*

MOST ROUNDS PAR OR BETTER – SEASON –

	NAME	SEASON	NO.
1.	Craig Lile	1999-00	24
2.	Alvaro Ortiz	2017-18	23
	Bud Still	1993-94	23
4.	Andrew Dahl	2002-03	22
	Craig Lile	2000-01	22
6.	William Buhl	2017-18	21
	Taylor Moore	2015-16	21
	Sebastian Cappelen	2012-13	21
9.	Luis Garza	2016-17	20
	Sebastian Cappelen	2013-14	20
	Sebastian Cappelen	2010-11	20
	David Lingmerth	2009-10	20
	Andrew Landry	2009-07	20
	Andrew Dahl	2003-04	20
	Bud Still	1995-96	20

MOST ROUNDS PAR OR BETTER – CAREER –

	NAME	YEARS	NO.
1.	Sebastian Cappelen	2010-14	80
2.	Craig Lile	1997-01	75
	Bud Still	1993-96	75
4.	Taylor Moore	2012-16	71
5.	Alvaro Ortiz	2014-18	60
6.	Andrew Landry	2006-09	52
7.	Ethan Tracy	2008-12	50
	Tag Ridings	1993-97	50
9.	Kolton Crawford	2011-16	49
10.	Mason Overstreet	2016-pres.	48

MOST BIRDIES – SEASON

	NAME	SEASON	NO.
1.	Alvaro Ortiz	2017-18	161
3.	Mason Overstreet	2017-18	143
4.	Craig Lile	2000-01	139
5.	Andrew Landry	2006-07	136
6.	William Buhl	2017-18	135
	Sebastian Cappelen	2013-14	135
8.	Julian Perico	2018-19	134
9.	Luis Garza	2017-18	133
10.	Mason Overstreet	2016-17	131
11.	Andrew Landry	2008-09	130

MOST BIRDIES – CAREER

	NAME	YEARS	NO.
1.	Sebastian Cappelen	2010-14	496
2.	Alvaro Ortiz	2014-18	469
3.	Craig Lile	1997--01	440
4.	Taylor Moore	2012-16	437
5.	Ethan Tracy	2008-12	421
6.	Mason Overstreet	2016-pres.	400
7.	Kolton Crawford	2012-16	390
8.	Luis Garza	2016-pres.	363
9.	Andrew Landry	22006-09	362
10.	Austin Cook	2009-13	350

MOST EAGLES – SEASON

	NAME	SEASON	NO.
1.	Taylor Moore	2015-16	7
	Sebastian Cappelen	2010-11	7
3.	Mason Overstreet	2017-18	6
	Matt Bortis	2003-04	6
5.	Tyson Reeder	2018-19	5
	Julian Perico	2018-19	5
	Alvaro Ortiz	2017-18	5
8.	Luis Garza	2016-17	4
	Alvaro Ortiz	2016-17	4
	Sebastian Cappelen	2011-12	4
	Ethan Tracy	2010-11	4
	Matt Bortis	2005-06	4
	Adam Wing	2001-02	4
	Tag Ridings	1969-97	4

MOST EAGLES – CAREER

	NAME	YEARS	NO.
1.	Sebastian Cappelen	2010-14	13
2.	Alvaro Ortiz	2014-18	12
3.	Taylor Moore	2012-16	11
	Matt Bortis	2003-06	11
5.	Mason Overstreet	2016-pres.	10
6.	Nicolas Echavarria	2012-16	8
	Ethan Tracy	2008-12	8
	Craig Lile	1997--01	8
	Scotty Campbell	2003-07	8
10.	Luis Garza	2016-pres.	7
	Adam Wing	1999-04	7

ANDREW LANDRY *led the team in scoring average each of his three seasons at Arkansas and tallied a record 22 top-10 finishes.*

LOWEST COMPETITIVE ROUND 9-HOLE FORMAT

	EVENT (DATE)	SCORE
1.	SWC Commissioner's Cup (Rd. 2)(Sept. 16, 1985)	142
2.	Harvey Penick Intercollegiate (Nov. 8, 1987)	174
3.	SWC Commissioner's Cup (Rd. 1) (Sept. 16, 1985)	204
4.	SWC Commissioner's Cup (Rd. 2) (Sept. 1983)	207
5.	SWC Fall Tournament (Rd. 2) (Sept. 8, 1980)	221
6.	Southwest Spring Classic (March 19, 1990)	228
7.	Southwest Spring Classic (March 20, 1990)	229
8.	SWC Commissioner's Cup (Rd. 1) (Sept. 1983)	230
9.	SWC Fall Tournament (Rd. 1) (Sept. 8, 1980)	244

LOWEST COMPETITIVE ROUND MODERN 18-HOLE FORMAT

	EVENT (DATE)	SCORE (RD)
1.	Sea Best Invitational (Feb. 5, 2018)	267 (2)
	TaylorMade Intercollegiate (Feb. 11, 2003)	267 (2)
3.	SEC Championship (April 22, 2017)	268 (3)
4.	Jerry Pate Intercollegiate (Oct. 9, 2017)	269 (2)
5.	NCAA Columbia Regional (May 16, 2014)	270 (2)
6.	NCAA Championships (May 29, 2013)	271 (2)
7.	Sea Best Invitational (Feb. 6, 2017)	272 (2)
	Maryland Collegiate Invitational (Sept. 7, 2008)	272 (2)
	Maryland Collegiate Invitational (Sept. 6, 2008)	272 (1)
10.	Bearcat Invitational (Sept. 25, 2017)	273 (2)
	Border Olympics (Mar. 25, 2011)	273 (2)
12.	SEC Championship (Apr. 25, 2019)	274 (2)
	Jerry Pate Intercollegiate (Oct. 9, 2019	274 (3)
	Jerry Pate Intercollegite (Oct. 8, 2018)	274 (2)
	SEC Championship (April 27, 2018)	274 (3)
	Cabo Collegiate (Oct. 29, 2011)	274 (3)
	Windon Memorial Classic (Oct. 16, 2011)	274 (1)
	TaylorMade Intercollegiate (Feb. 13, 2004)	274 (1)
	TaylorMade Intercollegiate (Feb. 9, 2005)	274 (3)
20.	Bearcat Invitational (Sept. 26, 2017)	275 (3)
	Jerry Pate Intercollegiate (Oct. 6, 2015)	275 (3)
	SEC Championships (April 27, 2014)	275 (3)
	University Club Intercollegiate (Oct. 24, 2004)	275 (1)

LOWEST ROUND IN RELATION TO PAR MODERN 18-HOLE FORMAT

	EVENT (YEAR)	TO PAR	SCORE (RD)
1.	NCAA Columbia Regional (2013-14)	-18	267 (2)
2.	Border Olympics (2010-11)	-15	273 (2)
3.	Taylor Made Intercollegiate (2004-05)	-14	247 (1)
	Taylor Made Intercollegiate (2003-04)	-14	247 (3)
5.	Carmel Cup (2018-19)	-13	347 (2)
	Sea Best Invitational (2017-18)	-13	267 (2)
	University Club Intercollegiate (2004-05)	-13	275 (1)
	Taylor Made Intercollegiate (2002-03)	-13	267 (2)
9.	SEC Championship (2016-17)	-12	268 (3)
	The All-American (2015-16)	-12	276 (2)
	Woodlands All-American Int.	-12	276 (2)
	Maryland Collegiate Inv. (2008-09)	-12	272 (2)
	Maryland Collegiate Inv. (2008-09)	-12	272 (1)
	Taylor Made Intercollegiate (2004-05)	-12	276 (3)
	Taylor Made Intercollegiate (2004-05)	-12	276 (2)
	Border Olympics (2002-03)	-12	276 (1)

LOWEST TEAM TOTAL MODERN 36-HOLE EVENT

	EVENT (YEAR)	SCORE
1.	Maryland Collegiate Invitational (2008-09)	544 (-24)
2.	Southern Intercollegiate (March 14, 2016)	559 (-17)
3.	Southern Intercollegiate (March 12, 2018)	567 (-9)
	Gary Koch Intercollegiate (Oct. 14-15, 2002)	567 (-9)
5.	William H. Tucker Invitational (Sept. 19-20, 1997)	569 (-7)
6.	Southern Intercollegiate (March 13, 2017)	571 (-5)
	Hal Sutton Invitational (Nov. 10-11, 1986)	571 (-5)

LOWEST 36-HOLE TEAM TOTAL (RDS 1-2 of 54 FORMAT)

	EVENT (YEAR)	SCORE
1.	Sea Best Invitational (2017-18)	549 (-11)
2.	Windon Memorial (2011-12)	550 (-10)
	Taylor Made Intercollegiate (2004-05)	550 (-26)
4.	Bearcat Invitational (2017-18)	551 (-17)
5.	Border Olympics (2010-11)	553 (-23)
6.	SEC Championship (2014-15)	554 (-6)
	University Club Int. (2004-05)	554 (-22)

LOWEST TEAM TOTAL 54-HOLE FORMAT (9 HOLES)

	EVENT (DATE)	SCORE
1.	SWC Commissioner's Cup (Sept. 16-17, 1985)	726
2.	Columbia Lakes Intercollegiate (Feb. 6-8, 1982)	778
3.	Pinehurst Intercollegiate (March 10-13, 1980)	789

LOWEST TEAM TOTAL MODERN 54-HOLE FORMAT (18 HOLES)

	EVENT (DATE)	SCORE
1.	Bearcat Invitational (Sept. 25-26, 2017)	826 (-26)
	TaylorMade Intercollegiate (Feb. 9-11, 2005)	826 (-38)
3.	Jerry Pate Intercollegiate (Oct. 8-9, 2018)	829 (-11)
4.	Cabo Collegiate (Oct. 27-29, 2011)	831 (-21)
5.	Border Olympics (Mar. 25-26, 2011)	832 (-32)
	University Club Int. (Oct. 24-26, 2004)	832 (-32)
7.	SEC Championships (April 17-19, 2015)	834 (-6)
8.	Sea Best Invitational (Feb. 5-6, 2018)	835 (-5)
9.	NCAA Columbia Regional (May 15-17, 2014)	836 (-28)
10.	Woodlands All-American Int. (Apr. 9-10, 2012)	841 (-23)
	NIT Tournament (March 27-29, 2005)	841 (-23)
12.	Jerry Pate Intercollegiate (Oct. 9-10, 2017)	842 (+2)
	SEC Championships (April 25-27, 2014)	842 (+2)
14.	Suntrust Gator Invitational (Feb. 14-15, 2015)	843 (+3)
	NCAA Championships (May 28-30, 2013)	843 (+3)
16.	Seminole Intercollegiate (Mar. 11-13, 2011)	844 (-8)
	Perry Maxwell Intercollegiate (May 16, 1992)	844 (NA)
18.	SunTrust Gator Invitational (Feb. 18-19, 2017)	845 (+5)
	Quail Valley Intercollegiate (Oct. 24-25, 2016)	845 (-19)
	TaylorMade Intercollegiate (Feb. 11-13, 2004)	845 (-19)

LOWEST TEAM SCORE IN RELATION TO PAR - MODERN 54-HOLE FORMAT

	EVENT (YEAR)	TO PAR	SCORE
1.	TaylorMade Intercollegiate (2004-05)	-38	826
2.	Border Olympics (2010-11)	-32	832
	University Club Int. (2004-05)	-32	832
4.	Carmel Cup (2018-19)	-28	1052
	NCAA Columbia Regional (2013-14)	-28	836
6.	Bearcat Invitational (2017-18)	-26	826
7.	Woodlands All-American Int. (2011-12)	-23	841
	NIT Tournament (2004-05)	-23	841
9.	Cabo Collegiate (2011-12)	-21	831
10.	Quail Valley Int. (2016-17)	-19	845
	TaylorMade Intercollegiate (2003-04)	-19	845

LOWEST TEAM TOTAL 72-HOLE FORMAT (18 HOLES)

	EVENT	SCORE
1.	1994 NCAA Championship	1,138 (-14)
2.	2016 NCAA Championship	1,153 (+33)
3.	1992 NCAA Championship	1,156 (+4)
4.	1993 NCAA Championship	1,169 (+17)
5.	1989 NCAA Championship	1,171 (+19)
6.	2018 NCAA Championship	1,179 (+27)
7.	1986 NCAA Championship	1,183 (+31)
8.	1987 NCAA Championship	1,187 (+35)
9.	1988 NCAA Championship	1,190 (+54)
10.	1991 NCAA Championship	1,192 (+40)
11.	1996 NCAA Championship	1,221 (+69)
12.	1990 NCAA Championship	1,228 (+76)

YEARLY STROKE AVERAGE LEADERS

	YEAR	ROUNDS	STROKES	AVERAGE
1.	2017-18*	42	11,980.8	285.26
2.	2018-19*	38	10,886.6	286.49
3.	2011-12	33	9493	287.67
4.	2016-17*	39	11,245.4	288.34
5.	2015-16*	39	11,247.6	288.40
6.	2010-11*	38	10,964.6	288.54
7.	2009-10**	35	10,121.8	289.19
8.	2014-15*	32	9254.4	289.20
9.	2013-14	39	11,289	289.46
10.	2012-13	37	10744	290.38

* - Includes tournament(s) with Golfstat adjusted number for 6/count events.

The 2017-18 Razorbacks set the school single-season scoring record with a stroke average of 285.26. On that team, **ALVARO ORTIZ** *set the school single-season scoring mark with a season average of 71.24.*

ARKANSAS SEC CHAMPIONSHIP HISTORY

In its fourth year since joining the SEC –and three top-four finishes to start its league history, the **1995 RAZORBACKS** *won the SEC Championship.* **BUD STILL** *was also the individual medalist while* **STEVEN BRIGHT** *was runner-up.*

ALL-TIME TEAM PLACING

Year	Place	Score
1992	3rd	879
1993	2nd	856
1994	4th	883
1995	**1st**	**855**
1996	3rd	869
1997	8th	913
1998	9th	592
1999	11th	954
2000	11th	913
2001	10th	909
2002	6th	878
2003	7th	881
2004	9th	883
2005	8th	905
2006	7th	869
2007	10th	897
2008	12th	897
2009	2nd	862
2010	4th	853
2011	6th	870
2012	5th	855
2013	6th	868
2014	T6th	842
2015	6th	834
2016	T3rd	861
2017	Stroke: 12th	859
2018	Stroke: T4th (848)..... Match: Quarters Quarters: lost vs Auburn, 3-2-0	
2019	Stroke: 7th (855)... **Match: CHAMPION** **Quarters: def Vanderbilt, 3-2-0** **Semis: def. Texas A&M, 3-1-1** **CHAMPIONSHIP: def. Auburn, 3-1-1**	

ALL TIME FINISHES

(* - indicates match play finish)

Year	Times	Years
1st	2	1995, 2019*
2nd	2	1993, 2009
3rd	3	1992, 1996, 2016
4th	2	1994, 2010
5th	2	2012, 2018*
6th	5	2002, 2011, 2013, 2014, 2015
7th	2	2003, 2006
8th	2	1997, 2005
9th	2	1998, 2004
10th	2	2001, 2007
11th	2	1999, 2000
12th	2	2008, 2017

BEST TEAM ROUND IN RELATION TO PAR

Score	Year (Score)	Round
-12	2017 (268)	3
-8	1995 (280)	3
-6	2019 (274)	2
	2018 (274)	3
-5	2015 (275)	2
	2014 (275)	3
	1993 (283)	2
-4	1992 (284)	1
-3	1996 (285)	1
-2	1993 (286)	2
-1	2015 (279)	1
	1995 (287)	2
	1993 (287)	1

BEST TEAM FINISH IN RELATION TO PAR

Score	Year (Score)	Finish
-9	1995 (855)	1
-8	1993 (856)	2
-6	2015 (834)	6
-2	2009 (862)	2

BEST TEAM ROUNDS

Score	Year	Round
268	2017	3
274	2019	2
	2018	3
275	2015	2
	2014	3
278	2010	1
279	2015	1
280	2014	1
	2013	2
	2012	2
	1995	3
281	2019	1
	2015	3
283	2016	2
	2009	2
	1993	3
284	1992	1
285	2009	3
	1996	1
286	2012	1
	2011	1
	2010	3
	2007	3
	2006	3
	1993	2
287	2014	2
	2004	3
	1996	2
	1995	2
	1993	1
288	2016	1
	2006	2
	1995	1
289	2012	3
	2002	3

LOWEST TEAM SCORES

(54 holes only)

Score	Year (Place)
834	2015 (6th)
842	2014 (T6th)
848	2018 (T4th)
853	2010 (4th)
855	2019 (7th)
	2012 (5th)
	1995 (1st)
856	1993 (2nd)
859	2017 (112th)
861	2016 (T3rd)
862	2009 (2nd)
865	2019 (6th)
868	2013 (6th)
869	2006 (7th)
	1995 (3rd)
870	2011 (6th)
871	2015 (11th)
878	2002 (6th)
879	1992 (3rd)
881	2003 (7th)
883	2004 (9th)
	1994 (4th)
897	2008 (12th)
	2007 (10th)

LOWEST INDIVIDUAL ROUNDS

Score	Player (To Par)	Year (Rd)
64	Sebastian Cappelen (-6)	2014 (3)
	Bud Still (-8)	1995 (3)
65	Alvaro Ortiz (-5)	2017 (3)
	Luis Garza (-5)	2017 (3)
	Kolton Crawford (-5)	2015 (1)
	Taylor Moore (-5)	2014 (3)
	Adam Wing (-5)	2003 (3)
66	Julian Perico (-4)	2019 (1)
	Mason Overstreet (-4)	2018 (3)
	Mason Overstreet (-4)	2017 (3)
	Taylor Moore (-4)	2015 (2)
	Kolton Crawford (-4)	2015 (2)
	Nicolas Echavarria (-4)	2014 (1)
	Sebastian Cappelen (-4)	2013 (3)
	Tag Ridings (-6)	1997 (3)
67	Julian Perico (-3)	2019 (2)
	Sebastian Cappelen (-3)	2013 (2)
	Ethan Tracy (-3)	2012 (2)
	Dalton Owens (-3)	2010 (1)
	David White (-5)	1993 (3)
68	Luis Garza (-2)	2019 (2)
	Alvaro Ortiz (-2)	2018 (3)
	William Buhl (-2)	2018 (2)
	Taylor Moore (-2)	2016 (2)
	Nicolas Echavarria (-2)	2014 (2)
	Casey Brown (-4)	1996 (2)
	Bud Still (-4)	1996 (1)
	Tag Ridings (-4)	1996 (1)
	Steven Bright (-4)	1995 (2)
	Bud Still (-4)	1993 (1)
69	William Buhl (-1)	2019 (2)
	Mason Overstreet (-1)	2019 (1)
	William Buhl (-1)	2018 (3)
	Kolton Crawford (-1)	2016 (2)
	Sebastian Cappelen (-1)	2013 (1)
	Austin Cook (-1)	2010 (1)
	David Lingmerth (-1)	2010 (2)
	David Lingmerth (-3)	2009 (3)
	David Lingmerth (-3)	2008 (3)
	Paul Bradshaw (-1)	2003 (2)
	Bud Still (-3)	1993 (2)
	Jack O'Keefe (-3)	1993 (3)

MOST ROUNDS IN THE 60'S

Score	Player (To Par)	Years
4	Sebastian Cappelen	2013 (3x), 2014
	Bud Still	1993 (2x), 1995, 1996
3	William Buhl	2081 (2x), 2019
	Mason Overstreet	2017, 2018, 2019
	Kolton Crawford	2015 (2x), 2016
	Taylor Moore	2014, 2015, 2016
	David Lingmerth	2008, 2009, 2010

Then-junior **SEBASTIAN CAPPELEN** *won the 2013 SEC Individual Title with a final-round, bogey-free 66 (4-under-par). The following year, he carded a bogey-free, 6-under 64 in the final round for his third career top 15 finish at the SEC Championship.*

LOWEST INDIVIDUAL SCORES

(54 holes only)

Score	Player (To Par)	Year
202	Sebastian Cappelen (-8)	2013
206	Taylor Moore (-4)	2015
	Bud Still (-10)	1995
207	Julian Perico (-3)	2019
	William Buhl (-3)	2018
208	Sebastian Cappelen (-2)	2014
	Nicolas Echavarria (-2)	2014
209	Kolton Crawford (-1)	2015
210	Mason Overstreet (E)	2017
	David Lingmerth (E)	2010
	Steven Bright (-6)	1995
211	Mason Overstreet (+1)	2018
	Zach Coats (+1)	2015
	Taylor Moore (+1)	2014
	Dalton Owens (+1)	2010
212	Taylor Moore (+2)	2016
	David Lingmerth (-4)	2009
	Bud Still (-4)	1993
213	Thomas Sorensen (+3)	2012
	Andrew Dahl (+3)	2004
214	Charles Kim (+4)	2016
	Alvaro Ortiz (+4)	2015
	Andrew Landry (-2)	2009
	Andrew Dahl (+4)	2003
	David White (-2)	1993
215	Mason Overstreet (+5)	2019
	Austin Cook (+5)	2012
	Ethan Tracy (+5)	2012
	Sebastian Cappelen (+5)	2011
	Tag Ridings (+2)	1996
	Casey Brown (+2)	1996
	Jack O'Keefe (-1)	1993
	Brenden Pappas (-1)	1992
216	Sebastian Cappelen (+6)	2012
	Ethan Tracy (+6)	2011
	Austin Cook (+6)	2010
	Andrew Landry (+6)	2007
	Scott Campbell (+6)	2006
	Bud Still (E)	1994

SEC INDIVIDUAL CHAMPIONS

1995	Bud Still	206 (-10)
2013	Sebastian Cappelen	202 (-8)

INDIVIDUAL TOP 10 FINISHES

Place	Player	Year	Score
1	**Sebastian Cappelen**	**2013**	**202**
	Bud Still	**1995**	**206**
2	Steven Bright	1995	210
	Bud Still	1993	212
3	William Buhl	2018	207
	Brenden Pappas	1992	215
4	Andrew Landry	2007	216
	David White	1993	214
5	Taylor Moore	2016	212
	David Lingmerth	2009	212
	Andrew Dahl	2003	214
	Tag Ridings	1997	221
	Bud Still	1994	216
6	Taylor Moore	2015	206
	Tag Ridings	1996	215
	Casey Brown	1996	215
	Jack O'Keefe	1993	215
7	Rich Morris	1998	142
8	Julian Perico	2019	207
	Andrew Dahl	2004	213
9	Charles Kim	2016	214
	Andrew Landry	2009	214
	Deane Pappas	1992	219
10	David Lingmerth	2010	210
	Eric Shriver	2005	220

MOST TOP 10 FINISHES

Score	Player (To Par)	Years
3	Bud Still	1993 (2), 1994 (5), 1995 (1)
2	Taylor Moore	2015 (6), 2016 (5)
	David Lingmerth	2009 (5), 2010 (10)
	Andrew Landry	2007 (4), 2009 (9)
	Andrew Dahl	2003 (5), 2004 (8)
	Tag Ridings	1996 (6), 1997 (5)

ARKANSAS SEC CHAMPIONSHIP HISTORY

1992 SEC Championship

May 10-12, 1992 -- Par 72
The Bluffs Golf Course, St. Francisville, La.
Team -- Florida (293-284-299=876)
Individual -- Brian Gay, Florida (70-68-73=211)

3.	Arkansas	284-295-300=879 (+15)
T3.	Brenden Pappas	70-72-73=215 (-1)
T9.	Deane Pappas	72-76-71=219 (+3)
T14.	David White	71-74-77=222 (+6)
18.	Jack O'Keefe	71-73-79=223 (+7)
T31.	Gary Clark	73-77-79=229 (+13)

1993 SEC Championship

May 9-11, 1993 -- Par 72
Queen's Harbor Country Club, Jacksonville, Fla.
Team -- Florida (281-284-282=847)
Individual -- Guy Hill, Florida (68-71-67=206)

2.	Arkansas	287-286-283=856 (-8)
T2.	Bud Still	68-69-75=212 (-4)
T4.	David White	73-74-67=214 (-2)
T6.	Jack O'Keefe	70-76-69=215 (-1)
T15.	Craig Young	77-71-72=220 (+4)
T36.	Gary Clark	76-72-81=229 (+13)

1994 SEC Championship

May 13-15, 1994 -- Par 72
Stonehenge Golf Club, Fairfield Glade, Tenn.
Team -- Florida (277-293-290=860)
Individual -- Brian Gay, Florida (67-71-75=213)

4.	Arkansas	300-292-291=883 (+19)
T5.	Bud Still	72-71-73=216 (E)
T19.	Steven Bright	78-71-72=221 (+5)
T19.	Rod Ellis	75-73-73=221 (+5)
T35.	Craig Young	78-77-73=228 (+12)
T42.	Mike Tompkins	75-78-77=230 (+14)

1995 SEC Championship

May 12-14, 1995 -- Par 72
Springhouse Golf Club, Nashville, Tenn.
Team -- Arkansas (288-287-280=855)
Individual -- Bud Still, Arkansas (70-72-64=206)

1.	**Arkansas**	**288-287-280=855 (-9)**
1.	**Bud Still**	**70-72-64=206 (-10)**
T2.	Steven Bright	72-68-70=210 (-6)
T26.	Rod Ellis	75-73-71=219 (+3)
T29.	Tag Ridings	71-74-76=221 (+5)
T47.	Mike Shevlin	76-75-75=226 (+10)

1996 SEC Championship

May 10-12, 1996 -- Par 71
Old Overton Club, Birmingham, Ala.
Team -- Mississippi State (286-286-287=859)
Individual -- Graham Davidson, Miss. St. (66-71-68=205)

3.	Arkansas	285-287-297=869 (+17)
T6.	Tag Ridings	68-74-73=215 (+2)
T6.	Casey Brown	73-68-74=215 (+2)
T15.	Bud Still	68-76-75=219 (+6)
T30.	Rich Morris	76-72-76=224 (+11)
T41.	Steven Bright	79-73-75=227 (+14)

1997 SEC Championship

April 18-20, 1997 -- Par 72
Grand National Links Course, Opelika, Ala.
Team -- Mississippi State (296-298-285=879)
Individual -- Bryant MacKellar, Auburn (71-69-70=210)

8.	Arkansas	311-311-291=913 (+49)
T5.	Tag Ridings	76-79-66=221 (+5)
T17.	Rich Morris	77-74-76=227 (+11)
T32.	Bryan Hawkins	78-78-74=230 (+14)
47.	Steven Bright	80-80-75=235 (+19)
56.	Jon Whitaker	83-83-78=244 (+28)

1998 SEC Championship

April 17-19, 1998 -- Par 72
Univ. of Georgia Golf Club, Athens, Ga.
Team -- Georgia (283-284=567)
Individual -- Eric Ecker, S. Carolina (70-66=136)

9.	Arkansas	302-290=592 (+16)
T7.	Rich Morris	72-70=142 (-2)
T29.	Craig Lile	72-76=148 (+4)
T49.	Casey Brown	81-72=153 (+9)
T49.	Jon Whitaker	79-74=153 (+9)
T49.	Phil Walker	79-74=153 (+9)

1999 SEC Championship

April 16-18, 1999 -- Par 72
Champion Trace Golf Club, Lexington, Ky.
Team -- Florida (308-295-298=901)
Individual -- Camilo Benedetti, Florida (74-69-75=218)

11.	Arkansas	334-312-308=954 (+90)
T11.	Craig Lile	81-77-72=230 (+14)
T21.	Rich Morris	80-75-78=233 (+17)
T42.	Nigel Herd	91-77-74=242 (+26)
T53.	Stephen Phaup	83-83-84=250 (+34)
T59.	Chris Speight	90-85-84=259 (+43)

2000 SEC Championship

April 21-23, 2000 -- Par 72
Turtle Point Golf Club, Killen, Ala.
Team -- Georgia (286-278-288=852)
Individual -- Roland Thatcher, Auburn (71-69-68=208)

11.	Arkansas	306-299-308=913 (+49)
T24.	Craig Lile	77-73-73=223 (+7)
T40.	Jay Houk	80-75-73=228 (+12)
52.	Ryan Blagg	75-75-82=232 (+16)
T55.	Beau Galyean	76-76-83=235 (+19)
T55.	Ed McSpadden	78-77-80=235 (+19)

2001 SEC Championship

April 18-22, 2001 -- Par 70
Sea Island Golf Club-Seaside Course, St. Simons Island, Ga.
Team -- Georgia (275-284-282=841)
Individual -- Bryant Odom, Georgia (67-70-70=207)

10.	Arkansas	305-301-303=909 (+69)
T21.	Craig Lile	74-71-74=219 (+9)
T35.	Adam Wing	78-76-71=225 (+15)
T49.	Beau Galyean	75-77-80=232 (+22)
T51.	Drew Higginbothom	78-77-78=233 (+23)
59.	Kyle Vance	81-81-82=244 (+34)

2002 SEC Championship

April 19-21, 2002 -- Par 70
Sea Island Golf Club-Seaside Course, St. Simons Island, Ga.
Team -- Auburn (285-282-290=857)
Individual -- Camilo Benedetti, Florida (70-72-68=210)

6.	Arkansas	290-299-289=878 (+38)
11.	Andrew Dahl	73-73-71=217 (+7)
T25.	Adam Wing	77-75-69=221 (+11)
T27.	Chad Faucett	71-76-75=222 (+12)
T33.	Beau Galyean	70-75-79=224 (+14)
T46.	Drew Higginbothom	76-79-74=229 (+19)

2003 SEC Championship

April 25-27, 2003 -- Par 70
Sea Island Golf Club-Seaside Course, St. Simons Island, Ga.
Team -- Florida (292-293-271=856)
Ind. -- Brett Stegmaier, Florida (67-72-64=203)

7.	Arkansas	299-291-291=881 (+41)
T5.	Andrew Dahl	71-70-73=214 (+4)
T22.	Adam Wing	75-79-65=219 (+9)
T34.	Paul Bradshaw	80-69-75=224 (+14)
T48.	Darren Holder	75-76-80=231 (+21)
T50.	Seth Murphy	78-76-78=232 (+22)

2004 SEC Championship

April 16-18, 2004 -- Par 70
Sea Island Golf Club-Seaside Course, St. Simons Island, Ga.
Team -- Georgia (269-291-283=843)
Individual -- Brednon Todd, Georgia (66-72-69=207)

9.	Arkansas	300-296-287=883 (+43)
T8.	Andrew Dahl	70-72-71=213 (+3)
T31.	Matt Bortis	74-76-71=221 (+11)
T39.	Chad Faucett	78-73-72=223 (+13)
T48.	Beau Glover	78-75-74=227 (+17)
T57.	Seth Murphy	84-79-73=236 (+26)

2005 SEC Championship

April 15-17, 2005 -- Par 70
Sea Island Golf Club-Seaside Course, St. Simons Island, Ga.
Team -- Kentucky (290-302-283=875)
Individual -- David Skinns, Tennessee (72-70-68=210)

8.	Arkansas	305-304-296=905 (+65)
T10.	Eric Shriver	72-72-76=220 (+10)
T18.	Matt Bortis	75-77-72=224 (+14)
T35.	Scott Campbell	81-76-71=228 (+18)
T51.	Beau Glover	78-82-77=237 (+27)
T57.	Barrett Lais	80-79-84=243 (+33)

2006 SEC Championship

April 21-23, 2006 -- Par 70
Sea Island Golf Club-Seaside Course, St. Simons Island, Ga.
Team -- Georgia (276-282-269=827)
Ind. -- Brett Stegmaier, Florida (68-70-67=205)

7.	Arkansas	295-288-286=869 (+29)
T22.	Scott Campbell	72-71-73=216 (+6)
T27.	Matt Bortis	71-76-70=217 (+7)
T27.	Eric Shriver	75-71-71=217 (+7)
T35.	Josh Farrell	77-70-72=219 (+9)
60.	Will Osborne	78-77-81=236 (+26)

ARKANSAS SEC CHAMPIONSHIP HISTORY

2007 SEC Championship

April 20-22, 2007 -- Par 70
Sea Island Golf Club-Seaside Course, St. Simons Island, Ga.
Team -- Tennessee (301-283-285=869)
Individual -- Patton Kizzire, Auburn (72-69-70=211)

10. Arkansas ..... 316-295-286=897 (+57)

T4.	Andrew Landry	73-72-71=216 (+6)
T38.	Beau Glover	83-72-72=227 (+17)
T53.	Barrett Lais	79-73-82=234 (+24)
T53.	Jason Turner	86-78-70=234 (+24)
T55.	Dalton Owens	81-81-73=235 (+25)

2008 SEC Championship

April 18-20, 2008 -- Par 72
Frederica Golf Club, St. Simons Island, Ga.
Team -- Alabama (285-293-275=853)
Individual -- Michael Thompson, Alabama (70-73-65=208)

12. Arkansas ..... 308-292-297=897 (+33)

T15.	Andrew Landry	73-71-74=218 (+2)
T32.	David Lingmerth	78-75-69=222 (+6)
53.	Sam Chavez	78-73-79=230 (+14)
T54.	Will Osborne	79-74-78=231 (+15)
58.	Jason Turner	83-74-76=233 (+17)

2009 SEC Championship

April 17-19, 2009 -- Par 72
Frederica Golf Club, St. Simons Island, Ga.
Team -- Georgia (282-281-286=849)
Individual -- Billy Horschel, Florida (68-67-71=206)

2. Arkansas ..... 290-283-289=862 (-2)

T5.	David Lingmerth	70-69-73=212 (-4)
9.	Andrew Landry	73-71-70=214 (-2)
T17.	Ethan Tracy	74-72-73=219 (+3)
T27.	Jason Cuthbertson	73-75-73=221 (+5)
T34.	Jamie Marshall	76-71-76=223 (+7)

2010 SEC Championship

April 16-18, 2010 -- Par 70
Sea Island Golf Club-Seaside Course, St. Simons Island, Ga.
Team -- Georgia (283-277-284=844)
Individual -- Russell Henley, Georgia (70-67-67=204)

4. Arkansas ..... 278-286-289=853 (+13)

T10.	David Lingmerth	70-69-71=210 (E)
T12.	Dalton Owens	67-74-70=211 (+1)
T22.	Austin Cook	69-72-75=216 (+6)
T26.	Jamie Marshall	73-71-73=217 (+7)
50.	Josh Eure	72-77-76=225 (+15)

2011 SEC Championship

April 15-17, 2011 -- Par 70
Sea Island Golf Club-Seaside Course, St. Simons Island, Ga.
Team -- Florida (285-282-281=848)
Individual -- Andres Echavarria, Florida (70-70-69=209)

6. Arkansas ..... 286-294-290=870 (+30)

T12.	Sebastian Cappelen	72-71-72=215 (+5)
T14.	Ethan Tracy	71-74-71=216 (+6)
T33.	Jamie Marshall	70-72-80=222 (+12)
T36.	Austin Cook	73-79-71=223 (+13)
T49.	Josh Eure	76-77-76=229 (+19)

2012 SEC Championship

April 20-22, 2012 -- Par 70
Sea Island Golf Club-Seaside Course, St. Simons Island, Ga.
Team -- Alabama (272-274-282=828)
Individual -- Justin Thomas, Alabama (68-67-68=203)

5. Arkansas ..... 286-280-289=855 (+15)

T15.	Thomas Sorensen	72-70-71=213 (+3)
T23.	Ethan Tracy	73-67-75=215 (+5)
T23.	Austin Cook	71-71-73=215 (+5)
T27.	Sebastian Cappelen	70-72-74=216 (+6)
T42.	Kolton Crawford	77-72-71=220 (+10)

2013 SEC Championship

April 19-21, 2013 -- Par 70
Sea Island Golf Club-Seaside Course, St. Simons Island, Ga.
Team -- Alabama (283-275-290=848)
Ind. -- Sebastian Cappelen, Arkansas (69-67-66=202)

6. Arkansas ..... 297-280-291=868 (+28)

1.	**Sebastian Cappelen**	**69-67-66=202 (-8)**
T27.	Taylor Moore	78-70-72=220 (+10)
T31.	Austin Cook	73-73-75=221 (+11)
T59.	Thomas Sorensen	78-70-80=228 (+18)
T68.	Joe Doramus	77-77-78=232 (+22)

2014 SEC Championship

April 25-27, 2014 -- Par 70
Sea Island Golf Club-Seaside Course, St. Simons Island, Ga.
Team -- Alabama (272-266-268=806)
Ind. -- Bobby Wyatt, Alabama (65-61-66=192)

T6. Arkansas ..... 280-287-275=842 (+2)

T13.	Sebastian Cappelen	71-73-64=208 (-2)
T13.	Nicolas Echavarria	66-68-74=208 (-2)
T26.	Taylor Moore	72-74-65=211 (+1)
T51.	Kolton Crawford	71-72-75=218 (+8)
T67.	Zach Coats	76-78-72=226 (+16)

2015 SEC Championship

April 17-19, 2015 -- Par 70
Sea Island Golf Club-Seaside Course, St. Simons Island, Ga.
Team -- LSU (274-272-281=827)
Ind. -- Matthew NeSmith, South Carolina (65-64-67=196)

6. Arkansas ..... 279-275-280=834 (-6)

T6.	Taylor Moore	73-66-67=206 (-4)
T17.	Kolton Crawford	65-66-78=209 (-1)
T23.	Zach Coats	71-73-67=211 (+1)
T36.	Alvaro Ortiz	70-71-73=214 (+4)
T53.	Nicolas Echavarria	74-72-73=219 (+9)

2016 SEC Championship

April 15-17, 2016 -- Par 70
Sea Island Golf Club-Seaside Course, St. Simons Island, Ga.
Team -- Georgia (277-291-285=853)
Ind. -- Lee McCoy, Georgia (68-70-69=207)

T3. Arkansas ..... 288-283-290=861 (+21)

T5.	Taylor Moore	72-68-72=212 (+2)
9.	Charles Kim	71-73-70=214 (+4)
T25.	Nicolas Echavarria	72-74-73=219 (+9)
T32.	Alvaro Ortiz	73-73-75=221 (+11)
T38.	Kolton Crawford	78-69-76=223 (+13)

2017 SEC Championship

April 21-24, 2017 -- Par 70
Sea Island Golf Club-Seaside Course, St. Simons Island, Ga.
Team STROKE PLAY -- Vanderbilt (276-281-272=829)
Team MATCH PLAY -- Vanderbilt def. Texas A&M 3-2-0
Ind. -- Alejandro Tosti, Florida (64-69-67=200)
Ind. -- Patrick Martin, Vanderbilt (66-68-66=200)

12. Arkansas ..... STROKE: 299-292-268=859 (+19)

T13.	Mason Overstreet	74-70-66=210 (E)
T41.	Luis Garza	80-72-65=217 (+7)
T43.	Alvaro Ortiz	75-78-65=218 (+8)
T53.	Charles Kim	72-77-72=221 (+11)
68.	Dylan Naidoo	78-73-79=230 (+20)

2018 SEC Championship

April 25-27, 2018 -- Par 70
Sea Island Golf Club-Seaside Course, St. Simons Island, Ga.
Team STROKE PLAY -- LSU (281-276-277=834)
Team MATCH PLAY -- Auburn def. Alabama 3-2-0
Ind. -- Andy Zhang, Florida (71-68-66=205)
Ind. -- Cecil Wegener, Ole Miss (70-65-70=205)

T4. STROKE: Arkansas ..... 289-285-274=848 (+8)
T5. MATCH PLAY: Quarterfinal loss vs. Auburn 3-2-0

T3.	William Buhl	70-68-69=207 (-3)
T16.	Mason Overstreet	71-74-66=211 (+1)
T36.	Alvaro Ortiz	75-74-68=217 (+7)
T36.	Luis Garza	75-71-71=217 (+7)
T59.	Tyson Reeder	72-73-78=223 (+13)

2019 SEC Championship

April 24-26, 2019 -- Par 70
Sea Island Golf Club-Seaside Course, St. Simons Island, Ga.
Team STROKE PLAY -- Auburn (272-269-275=816-834)
Team MATCH PLAY -- Arkansas def. Auburn 3-1-1
Ind. -- Jovan Rebula, Auburn (68-67-67=202)
Ind. -- Grayson Huff, Auburn (67-66-69=202)

7. STROKE: Arkansas ..... 281-274-300=855 (+15)
1. MATCH PLAY: CHAMPIONS

MATCH PLAY: Quarterfinal def. Vanderbilt 3-2-0
Semifinal def. Texas A&M..... 3-2-0
Championship def. Auburn..... 3-1-1

8.	Julian Perico	66-67-74=207 (-3)
T26.	Mason Overstreet	69-70-76=215 (+5)
T35.	Luis Garza	73-68-76=217 (+7)
T50.	William Buhl	75-69-77=221 (+11)
T52.	Tyson Reeder	73-75-74=222 (+12)

ARKANSAS NCAA REGIONAL HISTORY

ALL-TIME APPEARANCES

(since its inception in 1989)

Year	Place (Region)	Score
1989	T6 (Central)	907
1990	10 (Central)	914
1991	**1 (Central)**	**859**
1992	2 (Central)	870
1993	T6 (Central)	894
1994	5 (Central)	863
1995	13 (Central)	893
1996	T3 (Central)	874
1997	4 (Central)	861
1998	T13 (Central)	874
1999	8 (Central)	890
2000	*Individual Only*	--
2001	*Individual Only*	--
2002	*DNP*	--
2003	T7 (Central)	870
2004	17 (Central)	931
2005	T6 (Central)	870
2006	*Individual Only*	--
2007	*Individual Only*	--
2008	T19 (Central)	879
2009	T2 (South Central)	862
2010	8 (Southeast)	867
2011	5 (Southeast)	856
2012	6 (South Central)	879
2013	2 (Fayetteville)	866
2014	2 (Columbia)	836
2015	11 (New Haven)	871
2016	T2 (Kohler)	857
2017	8 (Baton Rouge)	893
2018	T4 (Norman)	861
2019	6 (Austin)	865

NCAA REGIONALS PLAYED

Region	Appearances	Last
Austin (Texas)	1	209
Baton Rouge (La.)	1	2017
Central	15	2008
Columbia (Mo.)	1	2014
Fayetteville (Ark.)	1	2013
Kohler (Wis.)	1	2016
New Haven (Conn.)	1	2015
Norman (Okla.)	1	2018
South Central	2	2012
Southeast	2	2011

The 1994 team shot a program-record 836 28-under par) and finished second at the NCAA Columbia Regional. Four Razorbacks finished among the top 11, including **KOLTON CRAWFORD** *(5th);* **SEBASTIAM CAPPELEN** *(6th-t),* **NICOLAS ECHAVARRIA** *(6th-t) and* **TAYLOR MOORE** *(11th). In the second round, Cappelen, Echavarria and Moore each carded a 67 while Crawford posted a 69.*

ALL-TIME REGIONAL FINISHES

Finish	Times	Year(s)
1st	1	1991
2nd	5	1992, 2009, 2013, 2014, 2016
3rd	1	1996
4th	2	1997, 2018
5th	2	1994, 2011
6th	5	1989, 1993, 2005, 2012, 2019
7th	1	2003
8th	2	1999, 2010, 2017
9th	-	-
10th	1	1990
11th	1	2015
12th	-	2017
13th	2	1995, 1998
14th	-	-
15th	-	-
16th	-	-
17th	1	2004
18th	-	-
19th	1	2008

BEST TEAM ROUNDS

Score	Year	Round
270	2014	2
277	2014	3
278	2005	3
280	2018	3
281	2016	3
	2015	3
	1994	1
	1992	3
282	2019	1
	2010	2
	1988	2
	1991	1
283	2013	2
	2011	1
	2009	2
284	2016	2
	1997	2
285	2012	3
	1991	2
286	2011	3
	2003	1
286	1996	1

Arkansas won the 1991 NCAA Central Regional as three Razorbacks finished among the top 10, including **DEANE PAPPAS** *(2nd-t);* **BRENDEN PAPPAS** *(2nd-t) and* **DAVID WHITE** *(6th-t).*



ERIC SHRIVER *shot a final-round 66 to tie Craig Lile for low round at the 2005 NCAA Regional.*

ARKANSAS NCAA REGIONAL HISTORY

LOWEST TEAM SCORES

(54 holes only)

Score	Year (Place)
836	2014 (2nd)
856	2011 (5th)
857	2016 (2nd)
859	1991 (1st)
861	2018 (T4th)
	1997 (4th)
863	1994 (5th)
865	2019 (6th)
866	2013 (2nd)
867	2010 (8th)
870	2005 (T6th)
	2003 (T7th)
	1992 (2nd)
871	2015 (11th)
874	1998 (T13th)
	1996 (T3rd)
879	2012 (6th)
890	1999 (8th)
893	2017 (12th)
	1995 (13th)
894	1993 (T6th)
903	2009 (2nd)
907	1989 (T6th)
914	2008 (T19th)
	1990 (10th)
931	2004 (17th)

LOWEST INDIVIDUAL ROUNDS

Score	Player	Year (Rd)
66	Eric Shriver	2005 (3)
	Craig Lile	2000 (3)
67	Julian Perico	2019 (1)
	William Buhl	2018 (3)
	Mason Overstreet	2017 (3)
	Alvaro Ortiz	2015 (3)
	Kolton Crawford	2014 (3)
	Sebastian Cappelen	2014 (2)
	Nicolas Echavarria	2014 (2)
	Taylor Moore	2014 (2)
	Ethan Tracy	2012 (2)
	Jamie Marshall	2010 (2)
	Tag Ridings	1997 (1)
	Brenden Pappas	1991 (1)
68	Austin Cook	2013 (2)
	Ethan Tracy	2011 (1)
	Andrew Dahl	2003 (1)
	Casey Brown	1997 (2)
	Deane Pappas	1992 (3)
69	Mason Overstreet	2019 (2)
	Alvaro Ortiz	2018 (3)
	William Buhl	2018 (1)
	Kolton Crawford	2014 (2)
	Taylor Moore	2016 (2)
	Sebastian Cappelen	2014 (3)
	Nicolas Echavarria	2014 (3)
	Matt Bortis	2003 (3)
	Phil Walker	1999 (1)
	Craig Lile	1998 (3)
	Rich Morris	1998 (2)
	Jack O'Keefe	1992 (3)
	Deane Pappas	1992 (1)
	Deane Pappas	1991 (1)

LOWEST INDIVIDUAL SCORES

(54 holes only)

Score	Player (Place)	Year
208	Kolton Crawford (5th)	2014
	Craig Lile (T3rd)	2000
	Deane Pappas (2nd)	1992
209	Sebastian Cappelen (T6th)	2014
	Nicolas Echavarria (T6th)	2014
210	Julian Perico (T6th)	2019
	Taylor Moore (T11th)	2014
	Tag Ridings (T3rd)	1997
212	Ethan Tracy (T12th)	2011
	Jamie Marshall (T13th)	2010
	Matt Bortis (T11th)	2005
	Andrew Dahl (T11th)	2003
	Casey Brown (T8th)	1997
	Tag Ridings (T6th)	1994
	Deane Pappas (T2nd)	1991
	Brenden Pappas (T2nd)	1991
213	Taylor Moore (T5th)	2016
	Ethan Tracy (8th)	2012
	Austin Cook (T14th)	2011
	Bud Still (T3rd)	1995
	David White (T6th)	1991
214	Alvaro Ortiz (T12th)	2018
	Austin Cook (T2nd)	2013
215	Mason Overstreet (17th)	2019
	William Buhl (T18th)	2018
	Nicolas Echavarria (T12th)	2016
	Alvaro Ortiz (T34th)	2015
	Bud Still (T4th)	1996
	Jack O'Keefe (T3rd)	1992
216	Kolton Crawford (T37th)	2015
	Sebastian Cappelen (12th)	2012
	Dalton Owens (T26th)	2010
	Paul Bradshaw (T27th)	2003

BEST FINISH IN RELATION TO PAR

Score	Player (Finish)	Year
-8	Kolton Crawford (208/5th)	2014
	Deane Pappas (208/2nd)	1992
-7	Sebastian Cappelen (209/T6th)	2014
	Nicolas Echavarria (209/T6th)	2014
-6	Taylor Moore (210/T11th)	2014
	Tag Ridings (210/T3rd)	1997
-5	Craig Lile (208/T3rd)	2000
-4	Ethan Tracy (212/T12th)	2011
	Andrew Dahl (212/T11th)	2003
	Casey Brown (212/T8th)	1997
	Deane Pappas (212/T2nd)	1991
	Brenden Pappas (212/T2nd)	1991
-3	Julian Perico (210/T6th)	2019
	Taylor Moore (213/T5th)	2016
	Ethan Tracy (213/8th)	2012
	Austin Cook (213/T14th)	2011
	Bud Still (213/T3rd)	1995
	David White (213/T6th)	1991
-2	Alvaro Ortiz (214/T12th)	2018
	Austin Cook (214/T2nd)	2013
-1	William Buhl (215/T18th)	2018
	Nicholas Echavarria (215/T12th)	2016
	Tag Ridings (212/T6th)	1993
	Jack O'Keefe (215/T3rd)	1992

TAYLOR MOORE *played in three NCAA Regionals and placed no lower than 11th, adding a fifth-place finish and an eight-place finish.*

INDIVIDUAL TOP 10 FINISHES

Place	Player	Year	Score
2	Austin Cook	2013	214
	Deane Pappas	1992	208
	Deane Pappas	1991	2112
	Brenden Pappas	1991	212
3	Craig Lile	2000	208
	Tag Ridings	1997	210
	Bud Still	1995	213
	Jack O'Keefe	1992	215
4	Bud Still	1996	215
5	Taylor Moore	2016	213
	Kolton Crawford	2014	208
	David Lingmerth	2009	222
6	Julian Perico	2019	210
	Mason Overstreet	2017	218
	Sebastian Cappelen	2014	209
	Nicolas Echavarria	2014	209
	Andrew Landry	2007	221
	Tag Ridings	1994	212
	David White	1991	213
8	Taylor Moore	2013	218
	Ethan Tracy	2012	213
	Casey Brown	1997	212
9	David White	1993	219
10	Deanne Pappas	1989	221

MOST TOP 10 FINISHES

Place	Player	Years
3	Deane Pappas	1989, 1991, 1992
2	Taylor Moore	2013, 2016
	Bud Still	1995, 1996
	Tag Ridings	1994, 1997
	David White	1991, 1993

ARKANSAS NCAA REGIONAL HISTORY

1989 NCAA Central Regional

May 25-27, 1989 -- Par 72
Stonebridge Ranch, McKinney, Texas
Team -- Oklahoma (302-289-289=880)
Individual -- Kevin Wentworth, Okla. State (74-68-72=214)

T6.	Arkansas	308-298-301=907 (+43)
10.	Deane Pappas	73-74-74=221 (+5)
T44.	Chad Magee	77-77-75=229 (+13)
T52.	Greg Reid	81-73-77=231 (+15)
T58.	Petey King	77-74-81=232 (+16)
T66.	Jack O'Keefe	82-77-75=234 (+18)

1990 NCAA Central Regional

May 24-26, 1990 -- Par 72
The Ohio State University Scarlet Course, Columbus, Ohio
Team -- Oklahoma State (289-297-292=878)
Individual -- Kevin Wentworth, Okla. State (73-72-69=214)

10.	Arkansas	306-313-295=914 (+50)
T21.	Hans Haas	72-78-74=224 (+8)
T42.	Deane Pappas	78-78-72=228 (+12)
T48.	Brenden Pappas	77-78-74=229 (+13)
T66.	Mike Etherington	79-79-75=233 (+17)
103.	Wes McNulty	81-79-81=241 (+25)

1991 NCAA Central Regional

May 23-25, 1991 -- Par 72
Hillcrest Country Club, Bartlesville, Okla.
Team -- Arkansas (282-285-292=859)
Individual -- Ron Wuesche, Wisconsin (70-71-70–211)

1.	Arkansas	282-285-292=859 (-5)
T2.	Deane Pappas	69-72-71=212 (-4)
T2.	Brenden Pappas	67-71-74=212 (-4)
T6.	David White	70-71-72=213 (-3)
T37.	Jack O'Keefe	77-71-75=223 (+7)
T46.	Hans Haas	76-72-76=224 (+8)

1992 NCAA Central Regional

May 12-14, 1992 -- Par 72
Stonebridge Country Club, McKinney, Texas
Team -- Texas (287-284-285=856)
Individual -- Justin Leonard, Texas (68-69-70=207)

2.	Arkansas	295-294-281=870 (+6)
2.	Deane Pappas	69-71-68=208 (-8)
T3.	Jack O'Keefe	74-72-69=215 (-1)
T31.	Gary Clark	74-75-74=223 (+7)
T82.	David White	78-76-78=232 (+16)
T90.	Brenden Pappas	82-81-70=233 (+17)

1993 NCAA Central Regional

May 19-21, 1993 -- Par 72
The Ohio State University Scarlet Course, Columbus, Ohio
Team -- Kent State (294-288-288=870)
Individual -- Heath Fell, Michigan St. (69-72-73=214)

T6.	Arkansas	309-290-295=894 (+30)
T9.	David White	77-70-72=219 (+3)
T23.	Jack O'Keefe	79-73-71=223 (+7)
T37.	Bud Still	77-75-73=225 (+9)
T64.	Craig Young	76-74-79=229 (+13)
T81.	Gary Clark	80-73-80=233 (+17)

1994 NCAA Central Regional

May 20-22, 1994 -- Par 71
Oklahoma Golf and Country Club, Oklahoma City, Okla.
Team -- Texas (281-284-286=851)
Individual -- Dean Larsson, Houston (70-68-69=207)

5.	Arkansas	281-291-291=863 (+11)
T6.	Tag Ridings	70-70-72=212 (-1)
T28.	Craig Young	70-71-76=217 (+4)
T45.	Rod Ellis	71-74-74=219 (+6)
T54.	Bud Still	70-76-74=220 (+7)
T58.	Steven Bright	73-77-71=221 (+8)

1995 NCAA Central Regional

May 18-20, 1995 -- Par 72
Bentwater Country Club, Montgomery, Texas
Team -- Oklahoma (280-288-286=854)
Individual -- Alan Bratton, Okla. St. (69-74-68=211)

13.	Arkansas	299-295-299=893 (+29)
T3.	Bud Still *(advanced to NCAA)*	73-70-70=213 (-3)
T72.	Rod Ellis	75-74-78=227 (+11)
T77.	Mike Shevlin	76-74-78=228 (+12)
T90.	Steven Bright	77-81-73=231 (+15)
T90.	Tag Ridings	75-77-79=231 (+15)

1996 NCAA Central Regional

May 16-18, 1996 -- Par 71
Univ. of Michigan Golf Course, Ann Arbor, Mich.
Team -- Texas A&M (284-290-297=871)
Individual -- Rob Kerr, Minnesota (72-70-69=211)

T3.	Arkansas	286-295-293=874 (+22)
T4.	Bud Still	72-71-72=215 (+2)
T24.	Casey Brown	74-74-72=220 (+7)
T30.	Tag Ridings	71-76-74=221 (+8)
T46.	Steven Bright	72-76-75=223 (+10)
T54.	Rich Morris	71-74-79=224 (+11)

1997 NCAA Central Regional

May 15-17, 1997 -- Par 72
Univ. of Oklahoma Golf Course, Norman, Okla.
Team -- Oklahoma St. (290-278-275=843)
Individual -- Bo Van Pelt, Okla. St. (73-68-68=209)

4.	Arkansas	288-284-289=861 (-3)
T3.	Tag Ridings	67-71-72=210 (-6)
T8.	Casey Brown	74-68-70=212 (-4)
T33.	Bryan Hawkins	72-73-74=219 (+3)
T48.	Jon Whitaker	77-72-73=222 (+6)
T101.	Rich Morris	75-78-81=234 (+18)

1998 NCAA Central Regional

May 14-16, 1998 -- Par 71
Oak Hill Country Club, San Antonio, Texas
Team -- Houston (283-281-281=845)
Individual -- Matt Seppanen, Northwestern (68-68-69=205)

T13.	Arkansas	305-282-287=874 (+22)
T41.	Rich Morris	76-69-74=219 (+6)
T58.	Craig Lile	76-76-69=221 (+8)
T58.	Jon Whitaker	78-71-72=221 (+8)
T66.	Casey Brown	75-70-77=222 (+9)
T66.	Phil Walker	78-72-72=222 (+9)

1999 NCAA Central Regional

May 20-22, 1999 -- Par 72
Scarlett Course, Columbus, Ohio
Team -- Minnesota (283-293-289=865)
Individual -- James McLean, Minnesota (69-72-71=212)

8.	Arkansas	291-299-300=890 (+26)
T15.	Phil Walker	69-75-74=218 (+2)
T20.	Rich Morris	74-74-71=219 (+3)
T20.	Craig Lile	72-72-75=219 (+3)
T104.	Nigel Herd	76-78-83=237 (+21)
T104.	Aaron Saint	78-79-80=237 (+21)

2000 NCAA Central Regional

May 18-20, 2000 -- Par 71
Victoria Country Club, Victoria, Texas
Team -- Texas (291-284-272=847)
Individual -- Jon Mills, Kent State (71-66-65=202)

INDIVIDUAL ONLY

T3.	Craig Lile *(advanced to NCAA)*	71-71-66=208 (-5)

2001 NCAA Central Regional

May 17-19, 2001 -- Par 72
Karsten Creek, Stillwater, Okla.
Team -- Kent St. (289-296-298=883)
Individual -- John Klauk, Texas (68-73-71=212)

INDIVIDUAL ONLY

T30.	Craig Lile	76-73-73=222 (+6)

2003 NCAA Central Regional

May 15-17, 2003 -- Par 72
Colbert Hills, Manhattan, Kan.
Team -- Oklahoma St. (285-289-282=856)
Individual -- Brett Callas, Houston (71-69-67=207)

T7.	Arkansas	286-292-292=870 (+6)
T11.	Andrew Dahl	68-71-73=212 (-4)
T27.	Paul Bradshaw	71-73-72=216 (E)
T48.	Adam Wing	74-7472=220 (+4)
T67.	Seth Murphy	73-74-75=222 (+6)
--	Darren Holder	DQ-74-75

2004 NCAA Central Regional

May 20-22, 2004 -- Par 72
Birck Boilermaker Golf Complex, W. Lafayette, Ind.
Team -- Kentucky (298-285-299=882)
Individual -- John Holmes, Kentucky (73-70-71=214)

17.	Arkansas	314-307-310=931 (+67)
T45.	Andrew Dahl	73-79-78=230 (+14)
T45.	Matt Bortis	78-75-77=230 (+14)
T80.	Seth Murphy	81-77-77=235 (+19)
T118.	Chad Faucett	82-76-86=244 (+28)
T132.	Beau Glover	86-85-78=249 (+33)

ARKANSAS NCAA REGIONAL HISTORY

2005 NCAA Central Regional

May 19-21, 2005 -- Par 70
Warren Golf Course, South Bend, Ind.
Team -- Augusta St. (284-284-281=849)
Individual -- Kalle Edberg, Augusta St. (70-68-67=205)

T6.	Arkansas	295-297-278=870 (+30)
T11.	Matt Bortis	72-71-69=212 (+2)
T30.	Eric Shriver	77-74-66=217 (+7)
T56.	Scott Campbell	72-78-71=221 (+11)
T98.	Josh Farrell	81-74-72=227 (+17)
T108.	Beau Glover	74-80-76=230 (+20)

2006 NCAA Central Regional

May 18-20, 2006 -- Par 71
Sand Ridge Golf Club, Chardon, Ohio
Team -- Oklahoma St. (280-285-280=845)
Individual -- Jonathan Moore, Oklahoma St. (69-69-67=205)

INDIVIDUAL ONLY

T24.	Matt Bortis	75-70-74=219 (+6)

2007 NCAA Central Regional

May 17-19, 2007 -- Par 72
Rich Harvest Farms, Sugar Grove, Ill.
Team -- Tulsa (305-280-310=895)
Individual -- Dawie Van Der Walt, Lamar (71-69-75=215)

INDIVIDUAL ONLY

T6.	Andrew Landry	74-71-76=221 (+5)

2008 NCAA Central Regional

May 15-17, 2008 -- Par 71
OSU Scarlet Course, Columbus, Ohio
Team -- Wake Forest (290-287-302=879)
Individual -- Kevin Tway, Oklahoma St. (70-69-75=214)

T19.	Arkansas	304-304-306=914 (+62)
T20.	David Lingmerth	75-74-75=224 (+11)
T41.	Andrew Landry	78-72-76=226 (+13)
T85.	Jason Turner	74-79-78=231 (+18)
T109.	Sam Chavez	77-79-79=235 (+22)
T109.	Will Osborne	78-80-77=235 (+22)

2009 NCAA South Central Regional

May 14-16, 2009 -- Par 72
Karsten Creek, Stillwater, Okla.
Team -- Oklahoma St. (296-289-296=881)
Individual -- Kevin Tway, Oklahoma St. (74-72-70=216)

2.	Arkansas	298-301-304=903 (+16)
T5.	David Lingmerth	74-74-74=222 (+6)
T13.	Ethan Tracy	71-76-79=226 (+10)
T25.	Andrew Landry	75-75-78=2228 (+12)
T37.	Jason Cuthbertson	78-80-76=234 (+18)
T37.	Jamie Marshall	82-76-76=234 (+18)

2010 NCAA Southeast Regional

May 20-22, 2010 -- Par 70
Capital City Club, Alpharetta, Ga.
Team -- Oklahoma St. (282-282-277=841)
Individual -- Peter Uihlein, Okla. St. (68-70-68=206)

8.	Arkansas	296-282-289=867 (+27)
T13.	Jamie Marshall	71-67-74=212 (+2)
T26.	Dalton Owens	76-70-70=216 (+6)
T45.	Austin Cook	75-72-73=220 (+10)
T49.	Josh Eure	76-73-72=221 (+11)
T53.	David Lingmerth	74-73-75=222 (+12)

2011 NCAA Southeast Regional

May 19-21, 2011 -- Par 72
Golden Ocala Golf Club, Ocala, Fla.
Team -- Florida (282-287-277=846)
Individual -- Patrick Reed, Augusta St. (72-67-67=206)
Mitchell Sutton, N.C. St. (68-67-71=206)
Jace Long, Missouri (73-71-62=206)

5.	Arkansas	283-287-286=856 (-8)
T12.	Ethan Tracy	68-74-70=212 (-4)
T14.	Austin Cook	71-70-72=213 (-3)
T37.	Jamie Marshall	73-77-70=220 (+4)
T37.	Will Pearson	73-73-74=220 (+4)
T42.	Sebastian Cappelen	71-70-80=221 (+5)

2012 NCAA South Central Regional

May 17-19, 2012 -- Par 72
The Club at Olde Stone, Bowling Green, Ky.
Team -- Chattanooga (294-281-284=859)
Individual -- Stephen Jaeger, Chattanooga (70-67-66=203)

6.	Arkansas	302-292-285=879 (+15)
8.	Ethan Tracy	76-67-70=213 (-3)
12.	Sebastian Cappelen	73-72-71=216 (E)
T30.	Austin Cook	79-73-71=223 (+7)
T46.	Thomas Sorensen	74-80-73=227 (+11)
T66.	Josh Eure	80-80-76=236 (+20)

2013 NCAA Fayetteville Regional

May 16-18, 2013 -- Par 72
Blessings Golf Club, Fayetteville, Ark.
Team -- Illinois (282-292-289=863)
Individual -- Mario Clemens, SMU (70-70-73=213)

2.	Arkansas	290-283-293=866 (+2)
T2.	Austin Cook	72-68-74=214 (-2)
T8.	Taylor Moore	72-72-74=218 (+4)
T14.	Sebastian Cappelen	72-73-75=220 (+4)
T14.	Nicolas Echavarria	76-70-74=220 (+4)
T26.	Thomas Sorensen	74-80-71=225 (+9)

2014 NCAA Columbia Regional

May 15-17, 2014 -- Par 72
The Club At Old Hawthorne, Columbia, Mo.
Team -- Oklahoma State (272-287-272=831)
Individual -- Emilio Cuartero, Missouri (70-70-65=205)

2.	Arkansas	289-270-277=836 (-28)
5.	Kolton Crawford	72-69-67=208 (-8)
T6.	Sebastian Cappelen	73-67-69=209 (-7)
T6.	Nicolas Echavarria	73-67-69=209 (-7)
T11.	Taylor Moore	71-67-72=210 (-6)
T57.	Zach Coats	77-73-78=228 (+12)

2015 NCAA Yale Regional

May 14-16, 2015 -- Par 70
The Course At Yale, New Haven Conn.
Team -- South Florida (281-276-269=826)
Individual -- Jordan Niebrugge, Okla. State (72-62-69=203)

11.	Arkansas	301-289-281=871 (+31)
T34.	Alvaro Ortiz	77-71-67=215 (+5)
T37.	Kolton Crawford	70-72-74=216 (+6)
T53.	Alec Tahy	78-71-72=221 (+11)
T57.	Gonzalo Rubio	76-75-71=222 (+12)
T65.	Zach Coats	79-75-71=225 (+15)

2016 NCAA Kohler Regional

May 16-18, 2016 -- Par 72
Meadow Valley Course at Blackwolf Run, Kohler, Wisc.
Team -- Illinois (289-283-281=853)
Individual -- Tee-k Kelly, Ohio State (70-70-69=209)

T2.	Arkansas	292-284-281=857 (-7)
T5.	Taylor Moore	74-69-70=213 (-3)
T12.	Nicolas Echavarria	73-72-70=215 (-1)
T29.	Alvaro Ortiz	72-75-70=217 (+1)
T38.	Charles Kim	73-71-76=220 (+4)
T43.	Kolton Crawford	79-75-71=221 (+5)

2017 NCAA Baton Rouge Regional

May 15-17, 2017 -- Par 72
University Club, Baton Rouge, La.
Team -- LSU (276-296-294=866)
Individual -- Sam Burns, LSU (65-72-75=212)

8.	Arkansas	299-301-293=893 (+29)
6.	Mason Overstreet *(advanced to NCAA)*	73-78-67=218 (+2)
T24.	Alvaro Ortiz	76-74-74=224 (+8)
T32.	Charles Kim	74-75-76=225 (+9)
T35.	Luis Garza	76-74-76=226 (+10)
T58.	William Buhl	80-78-76=234 (+18)

2018 NCAA Norman Regional

May 14-16, 2018 -- Par 72
Jimmie Austin OU Golf Club, Norman, Okla.
Team -- Oklahoma (283-284-283=850)
Individual -- Travis Trace, North Florida (70-70-65=205)

T4.	Arkansas	288-293-280=861 (-3)
T12.	Alvaro Ortiz	74-71-69=214 (-2)
T18.	William Buhl	69-79-67=215 (-1)
T33.	Tyson Reeder	76-72-71=219 (+3)
T39.	Mason Overstreet	72-76-73=221 (+5)
T50.	Luis Garza	73-74-77=224 (+8)

2019 NCAA Austin Regional

May 13-15, 2019 -- Par 72
University of Texas Golf Club, Austin, Texas
Team -- Texas (278-274-275=827)
Individual -- Stefano Mazzoli, TCU (71-69-64=204)

6.	Arkansas	282-291-292=865 (+13)
T6.	Julian Perico *(advanced to NCAA)*	67-72-71=210 (-3)
17.	Mason Overstreet	74-69-72=215 (+2)
T25.	William Buhl	71-73-74=218 (+5)
T42.	Tyson Reeder	70-77-76=223 (+10)
T52.	Luis Garza	74-78-75=227 (+14)

ARKANSAS NCAA CHAMPIONSHIP HISTORY

As a freshman in 2013, **NICOLAS ECHAVARRIA** *set a program NCAA Championship record with a second-round, six-under par 64 en route to tying for 13th place and earning PING All-America honorable mention honors.*

ALL-TIME APPEARANCES

Year	Place	Score (holes)
1963	Individual Only	--
1971	20th (MC)	585 (36)
1984	18th	880 (54)
1985	6th	1,192 (72)
1986	16th	1,183 (72)
1987	6th	1,187 (72)
1988	12th	1,190 (72)
1989	7th	1,171 (72)
1990	30th	1,228 (72)
1991	T9th	1,192 (72)
1992	8th	1,156 (72)
1993	7th	1,169 (72)
1994	4th	1,138 (72)
1996	11th	1,221 (72)
1995	Individual Only	--
1997	T16th (MC)	589 (36)
1999	T24th (MC)	618 (36)
2000	Individual Only	--
2003	27th (MC)	947(54)
2005	T26th (MC)	894 (54)
2009	STROKE: T3rd / MATCH: 2nd	865 (54)
	MATCH PLAY: Def. Washington, 3-2, in quarterfinals	
	Def. Georgia, 3.5-1.5, in semifinals	
	Lost to Texas A&M, 3-2, in championship	
2011	15th (MC)	897 (54)
2013	10th	843 (54)
2014	T18th (MC)	857 (54)
2016	12th	1153 (72)
2017	Individual Only	--
2018	12th	1179 (72)
2019	Individual Only	--

ALL TIME TEAM FINISHES

Place	Times	Years(s)
1st	-	-
2nd	1	2009
3rd	-	-
4th	1	1994
5th	-	-
6th	2	1985, 1987
7th	2	1989, 1993
8th	1	1992
9th	1	1991
10th	1	2013
11th	1	1996
12th	3	1988, 2016, 2018
13th	-	-
14th	-	-
15th	1	2011
16th	2	1986, 1997
17th	-	-
18th	2	1984, 2014
19th	-	-
20th	1	1971
21st	-	-
22nd	-	-
23rd	-	-
24th	1	1999
25th	-	-
26th	1	2005
27th	1	2003
28th	-	-
29th	-	-
30th	1	1990

BEST TEAM ROUNDS

Score	Year	Round
271	2013	2
279	2014	3
	1994	1
281	1992	2
282	2016	1
282	1994	3
282	1992	3
283	2009	2
284	2016	2
284	1989	1
285	2009	3
286	2014	2
286	2013	1
286	2013	3
286	1993	4
288	2005	1
288	1994	2
289	2018	2
289	2016	3
289	1994	4
289	1992	4

LOWEST TEAM SCORES

(54 holes only)

Score	Year (Place)
843	2013 (10th)
857	2014 (T18th)
865	2009 (*T3rd-Stroke Play)
880	1984 (18th)
894	2004 (T26th)
897	2011 (15th)
947	2003 (31st)

** - advanced to Match Play and was NCAA runner-up*

LOWEST TEAM SCORES

(72 holes only)

Score	Year (Place)
1,138	1994 (4th)
1,153	2016 (12th)
1,156	1992 (8th)
1,169	1993 (7th)
1,171	1989 (3rd)
1,179	2018 (12th)
1,183	1986 (16th)
1,187	1987 (6th)
1,190	1988 (12th)
1,192	1991 (T9th)
	1985 (6th)
1,221	1996 (11th)
1,228	1990 (30th)

ARKANSAS NCAA CHAMPIONSHIP HISTORY

NCAA INDIVIDUAL CHAMPION

1963 ..... R.H. Sikes

BEST STROKE PLAY FINISHES

Place	Player	Year
2	Mason Overstreet	2017
6	Greg Reid	1988
	Chris Little	1987
	Mike Swartz	1984
9	Sebastian Cappelen	2014
10	Austin Cook	2011
	Andrew Dahl	2003
	Deane Pappas	1992
13	Nicolas Echavarria	2013
	Bud Still	1994
	Bud Still	1993
14	John Daly	1986
16	Sebastian Cappelen	2013
	Jack O'Keefe	1991
	Chris Little	1988
	Chuck Brownfield	1971
17	Steven Bright	1994
23	David Lingmerth	2009
24	Bud Still	1996
	Tag Ridings	1996
	Jack O'Keefe	1989
25	Craig Young	1994
	Rod Ellis	1994

BEST FINISH IN RELATION TO PAR

(54 holes)

Score	Player (Finish)	Year
-4	Nicolas Echavarria (206/MC-T13th)	2013
-3	Sebastian Cappelen (207/MC-T9th)	2014
	Sebastian Cappelen (207/MC-T16th)	2013

BEST FINISH IN RELATION TO PAR

(72 holes)

Score	Player (Finish)	Year
-7	Mason Overstreet (281/2nd)	2017
-5	Mike Swartz (283/T6th)	1984
-3	Bud Still (285/T13th)	1994
	Deane Pappas (285/T10th)	1992
-2	Steven Bright (286/T17th)	1993

LOWEST INDIVIDUAL ROUNDS

Score	Player	Year (Rd)
64	Nicolas Echavarria	2013 (2)
65	John Daly	1986 (3)
67	Tyson Reeder	2018 (2)
	Sebastian Cappelen	2013 (2)
68	Mason Overstreet	2017 (2)
	Charles Kim	2016 (2)
	Kolton Crawford	2016 (1)
	Sebastian Cappelen	2014 (1)
	Sebastian Cappelen	2014 (2)
	Ethan Tracy	2009 (2)
	Brenden Pappas	1992 (2)
	Brenden Pappas	1991 (3)
	Mike Swartz	1984 (1)
69	David Lingmerth	2009 (3)
	Steven Bright	1994 (1)
	Craig Young	1994 (3)
	Tag Ridings	1994 (1)
	Deane Pappas	1992 (3)
	David White	1992 (2)
	Jack O'Keefe	1991 (4)
	Jack O'Keefe	1991 (2)
	Chad Magee	1989 (1)
	Mike Swartz	1984 (2)
	R.H. Sikes	1963 (1)

MOST ROUNDS IN THE 60s

Rds	Player	Scores
3	Sebastian Cappelen	67. 68. 68
2	Jack O'Keefe	69. 69
	Brenden Pappas	68, 68
	Mike Swartz	68, 69

As a freshman in 2017, **MASON OVERSTREET** *not only was NCAA runner-up, but his 7-under-par 281 is the lowest 72-hole in school history at the Championship.*

LOWEST INDIVIDUAL SCORES

(54 holes)

Score	Player	Year
206	Nicolas Echavarria (MC/T13th)	2013
207	Sebastian Cappelen (MC/T9th)	2014
	Sebastian Cappelen (MC/T16th)	2013
210	Mason Overstreet *	2017
	Mike Swartz *	1984
211	Charles Kim *	2016
213	Kolton Crawford *	2016
	Taylor Moore (MMC/T60th)	2013
	Craig Young *	1994
	Bud Still *	1994
214	Steven Bright *	1994
	Deane Pappas *	1992
	John Daly *	1986
215	Taylor Moore *	2016
	Kolton Crawford (MC/T69th)	2014
	Tag Ridings *	1994
216	David Lingmerth (T23rd)	2009
217	Taylor Moore (MC/T83rd)	2014
	Austin Cook (MC/T10th)	2011
	Ethan Tracy (T27th)	2009
218	Nicolas Echavarria (MC/T89th)	2014
	Austin Cook (MC/T109th)	2013
	Beau Glover (MC/T83rd)	2005
	Rod Ellis *	1994
	Jack O'Keefe *	1993
	Bud Still *	1993
	David White *	1992
	Jack O'Keefe *	1989
	Greg Reid *	1988

* played additional round

LOWEST INDIVIDUAL SCORES

(72 holes)

Score	Player (Finish)	Year
281	Mason Overstreet (2nd)	2017
283	Mike Swartz (T6th)	1984
285	Bud Still (T13th)	1994
	Deane Pappas (T10th)	1992
286	Steven Bright (T17th)	1994
287	Taylor Moore (T26th)	2016
288	Rod Ellis (T17th)	1994
	Craig Young (T25th)	1994
289	Charles Kim (T40th)	2016
	Tag Ridings (T33rd)	1994
	Bud Still (T13th)	1993
	Greg Reid (T6th)	1988
	Chuck Brownfield (T16th)	1971
290	David White (T26th)	1992
	Chris Little (T6th)	1987
	John Daly (T14th)	1986
291	Kolton Crawford (T51st)	2016
292	Jack O'Keefe (T24th)	1989
293	Nicolas Echavarria (T60th)	2016
	Greg Reid (T27th)	1989
	Chris Little (T16th)	1988
294	Gary Clark (T55th)	1992
	Jack O'Keefe (T16th)	1991
295	Alvaro Ortiz (T71st)	2016
	Andrew Dahl (T10th)	2003
	Brenden Pappas (T60th)	1992

ARKANSAS NCAA CHAMPIONSHIP HISTORY

1963 NCAA Championships (66th)

June 17-22, 1963
Wichita St. Country Club, Wichita, Kan.
Team -- Oklahoma St. (581)
Individual -- R.H. Sikes, Arkansas (139)

1. R.H. Sikes *(Led after 2 Rds of Stroke)* **.....69-70=139**

MATCH PLAY RESULTS:
3rd Round: def. Harry Hoskins, Texas A&M, 5 & 4
Quarterfinal: def. Bobby Greenwood (North Texas), 2 & 1
Semifinal: def. Pat Thompson (Texas), 5 & 4
FINAL def. John Lotz, (San Jose State), 1 up, 37 holes

1971 NCAA Championships (74th)

June 21-26, 1971 -- Par 72
Tucson National Golf Club, Tucson, Ariz.
Team -- Texas (1144)
Individual -- Ben Crenshaw, Texas (273)

20. Arkansas.....585 (+9)

T16.	Chuck Brownfield	72-71-71-75=289
--	Bill Brown	(73 Final Rd) 292
--	Bill Montgomery	--
--	Jim Cisne	--
--	Mike Moser	--

** Arkanssas failed to make cut – cut was after second round.*

1984 NCAA Championships (87th)

May 23-26, 1984 -- Par 72
Bear Creek Golf World, Houston, Texas
Team -- Houston (294-282-285-284=1,145)
Individual -- John Inman, North Carolina (66-67-71-67=271)

18. Arkansas..... 292-292-296=880 (+16)

T6.	Mike Swartz	68-69-73-73=283 (-5)
T89.	Sean Pappas	73-77-74=224 (+8)
T110.	Mike Grob	76-71-78=225 (+9)
T124.	Tim Crockett	76-76-74=226 (+10)
T124.	Bryan Wagner	75-76-75=226 (+10)

1985 NCAA Championships (88th)

May 22-25, 1985 -- Par 72
Grenelefe Country Club, Haines City, Fla.
Team -- Houston (288-293-300-291=1,172)
Individual -- Clark Burroughs, Ohio State (70-70-74-71=285)

6. Arkansas.....312-292-297-291=1,192 (+40)

T22.	Sean Pappas	77-71-75-73=296 (+8)
T42.	Mike Swartz	78-73-76-72=299 (+11)
T42.	Mike Grob	75-77-74-73=299 (+11)
T54.	Tim Crockett	74-77-75-75=301 (+13)
T91.	John Sadie	75-79-81-78=313 (+25)

1986 NCAA Championships (89th)

May 28-31, 1986 -- Par 72
Bermuda Run Country Club, Winston-Salem, N.C.
Team -- Wake Forest (286-290-302-278=1,156)
Individual -- Scott Verplank, Okla. St. (68-68-73-73=282)

16. Arkansas.....299-294-295-295=1,183 (+31)

T14.	John Daly	77-72-65-76=290 (+2)
T52.	Mike Swartz	75-73-75-73=296 (+8)
T85.	John Sadie	79-77-75-70=301 (+13)
T87.	Sean Pappas	72-74-80-76=302 (+14)
T112.	Petey King	75-75-81-81=312 (+24)

1987 NCAA Championships (90th)

June 10-13, 1987 -- Par 72
Ohio State Scarlet Golf Course, Columbus, Ohio
Team -- Oklahoma St. (298-289-285-288=1,160)
Individual -- Brian Watts, Oklahoma St. (74-71-69-66=280)

6. Arkansas..... 304-290-297-296=1,187 (+35)

T6.	Chris Little	75-71-74-70=290 (+2)
T27.	John Daly	79-73-73-72=297 (+9)
T59.	John Sadie	76-74-74-79=303 (+15)
T59.	Sean Pappas	75-73-78-77=303 (+15)
T66.	Jeff Barlow	78-73-76-77=304 (+16)

1988 NCAA Championship (91st)

May 25-28, 1988 -- Par 71
North Ranch Country Club, Thousand Oaks, Calif.
Team -- UCLA (301-295-293-287=1,176)
Individual -- E.J. Pfister, Oklahoma St. (70-76-70-68=284)

12. Arkansas.....302-299-294-295=1,190 (+54)

T6.	Greg Reid	71-72-75-71=289 (+5)
T16.	Chris Little	76-76-70-71=293 (+9)
T48.	John Sadie	78-73-70-78=299 (+15)
81.	Chad Magee	77-78-80-75=310 (+26)
T89.	Packard DeWitt	79-84-79-80=322 (+38)

1989 NCAA Championship (92nd)

June 7-10, 1989 -- Par 72
Oak Tree Country Club, Edmond, Okla.
Team -- Oklahoma State (279-289-283-288=1,139)
Individual -- Phil Mickelson, Arizona St. (66-70-71-74=281)

7. Arkansas.....284-299-295-293=1,171 (+19)

T24.	Jack O'Keefe	71-73-74-74=292 (+4)
T27.	Greg Reid	75-71-76-71=293 (+5)
T40.	Chad Magee	69-80-71-76=296 (+8)
T40.	Petey King	73-75-76-72=296 (+8)
T59.	Deanne Pappas	71-81-74-76=302 (+14)

1990 NCAA Championships (93rd)

June 6-9, 1990 -- Par 72
Innisbrook Island Course, Tarpon Springs, Fla.
Team -- Arizona St. (296-288-292-279=1,155)
Individual -- Phil Mickelson, Arizona St. (75-68-70-66=279)

30. Arkansas.....302-302-311-311=1,228 (+76)

T49.	Hans Haas	73-74-76-74=297 (+9)
T145.	Mike Etherington	80-82-75-77=314 (+26)
T147.	Wes McNulty	74-78-83-81=316 (+28)
T150.	Brenden Pappas	87-72-78-80=317 (+29)
T150.	Deane Pappas	77-78-82-80=317 (+29)

1991 NCAA Championships (94th)

June 5-8, 1991 -- Par 72
Poppy Hills Golf Course, Pebble Beach, Calif.
Team -- Oklahoma St. (300-289-294-287=1,161)
Individual -- Warren Schutte, UNLV (72-70-74-67=283)

T9. Arkansas.....312-292-297-291=1,192 (+40)

T16.	Jack O'Keefe	80-69-76-69=294 (+6)
T28.	Brenden Pappas	82-74-68-72=296 (+8)
T56.	David White	81-72-74-74=301 (+13)
T113.	Deane Pappas	74-77-80-79=310 (+22)
T119.	Hans Haas	77-79-79-76=311 (+23)

1992 NCAA Championships (95th)

June 3-6, 1992 -- Par 72
Univ. of New Mexico Golf Club, Albuquerque, N.M.
Team -- Arizona (286-284-274-285=1,129)
Individual -- Phil Mickelson, Arizona St. (63-65-69-74=271)

8. Arkansas.....304-281-282-289=1,156 (+4)

T10.	Deane Pappas	74-71-69-71=285 (-3)
T26.	David White	78-69-71-72=290 (+2)
T55.	Gary Clark	76-73-72-73=294 (+6)
T60.	Brenden Pappas	77-68-77-73=295 (+7)
T66.	Jack O'Keefe	77-74-70-75=296 (+8)

1993 NCAA Championship (96th)

June 2-5, 1993 -- Par 72
Champions Golf Course, Lexington, Ky.
Team -- Florida (291-277-294-283=1,145)
Individual -- Todd Demsey, Arizona St. (73-65-71-69=278)

7. Arkansas.....293-290-300-286=1,169 (+17)

T13.	Bud Still	71-71-76-71=289 (+1)
T39.	David White	77-74-73-72=296 (+8)
T43.	Jack O'Keefe	72-73-73-79=297 (+9)
T49.	Gary Clark	76-72-78-72=298 (+10)
T56.	Craig Young	74-78-78-71=301 (+13)

1994 NCAA Championship (97th)

June 4-6, 1994 -- Par 72
Stonebridge Country Club, McKinney, Texas
Team -- Stanford (292-273-282-282=1,129)
Individual -- Justin Leonard, Texas (71-68-63-69=271)

4. Arkansas.....279-288-282-289=1,138 (-14)

T13.	Bud Still	71-72-70-72=285 (-3)
T17.	Steven Bright	69-73-72-72=286 (-2)
T25.	Craig Young	72-72-69-75=288 (E)
T25.	Rod Ellis	70-76-71-71=288 (E)
T33.	Tag Ridings	69-71-75-74=289 (+1)

1995 NCAA Championship (98th)

May 31-June 3, 1995 -- Par 72
The Scarlet Course, Columbus, Ohio
Team -- Oklahoma St. (291-292-287-286=1,156)
Individual -- Chip Spratlin, Auburn (67-71-70-75=283)

INDIVIDUAL ONLY

T102.	Bud Still	74-74=148 (+4)

1996 NCAA Championship (99th)

May 29-June 1, 1996 -- Par 72
The Honors Course, Chattanooga, Tenn.
Team -- Arizona St. (286-300-295-305=1,186)
Individual -- Tiger Woods, Stanford (69-67-69-80=285)

11. Arkansas..... 301-300-298-322=1,221 (+69)

T24.	Bud Still	77-75-70-80=302 (+14)
T24.	Tag Ridings	70-76-76-80=302 (+14)
T57	Steven Bright	79-79-72-81=311 (+23)
T60.	Rich Morris	75-75-80-82=312 (+24)
75.	Casey Brown	82-74-84-81=321 (+33)

ARKANSAS NCAA CHAMPIONSHIP HISTORY

1997 NCAA Championship (100th)

May 28-31, 1997 -- Par 70
Conway Farms Golf Club, Lake Forest, Ill.
Team -- Pepperdine (287-288-286-287=1,148)
Individual -- Charles Warren, Clemson (71-68-73-67=279)

T16. Arkansas.....297-292=589 (+21)

T43. Bryan Hawkins.....72-74=146 (+4)
T57. Casey Brown.....74-73=147 (+5)
T65. Tag Ridings.....74-74=148 (+6)
T65. Jon Whitaker.....77-71=148 (+6)
T130. Rich Morris.....78-76=156 (+12)

** Arkanssas failed to make cut, individuals thru 2 Rds only.*

1999 NCAA Championship (102nd)

June 2-5, 1999 -- Par 72
Hazeltine National Golf Club, Chaska, Minn.
Team -- Georgia (292-305-290-293=1,180)
Individual -- Alejandro Canizares, Arizona St. (77-70-71-69=287)

T24. Arkansas.....298-320=618 (+42)

T57. Rich Morris.....73-74-80-79=306 (+18)
T54. Craig Lile.....71-82=153 (+9)
T132. Phil Walker.....78-83=153 (+17)
T132. Nigel Herd.....76-85=161 (+17)
T142. Aaron Saint.....82-81=163 (+19)

** Arkansas failed to make cut as a team, Morris made cut as individual. Individuals placing aside from Morris only after two rounds.*

2000 NCAA Championship (103rd)

May 31-June 3, 2000 -- Par 72
Grand National Lake, Opelika, Ala.
Team -- Oklahoma St. (281-276-275-284=1,116)
Individual -- Charles Howell, Oklahoma St. (67-66-63-69=265)

INDIVIDUAL ONLY

T47. Craig Lile.....72-73=145 (+1)

2003 NCAA Championship (106th)

May 27-30, 2003 -- Par 72
Karsten Creek, Stillwater, Okla.
Team -- Clemson (299-302-287-303=1,191)
Individual -- Luke Donald, Northwestern (73-68-72-71=284)

27. Arkansas.....314-326-307=947 (+83)

T10. Andrew Dahl.....73-81-70-71=295 (+7)
T57. Seth Murphy.....78-79-73=230 (+14)
T132. Adam Wing.....82-85-79=246 (+30)
T137. Paul Bradshaw.....81-82-85=248 (+32)
153. Josh Farrell.....83-84-92=259 (+44)

** Arkansas failed to make cut as a team, Dahl made cut as individual. Individuals placing aside from Dahl is only after three rounds.*

2005 NCAA Championship (108th)

June 1-3, 2005 -- Par 70
Caves Valley Golf Club, Owings Mills, Md.
Team -- Georgia (274-284-297-280=1,135)
Individual -- James Lepp, Washington (70-67-76-63=276)

T26. Arkansas.....288-296-310=894 (+54)

T83. Beau Glover.....70-71-77=218 (+8)
T98. Matt Bortis.....71-78-73=222 (+12)
T136. Scott Campbell.....74-76-80=230 (+20)
T145. Eric Shriver.....81-71-81=233 (+23)
T151. Josh Farrell.....73-82-80=235 (+25)

** Arkansas failed to make cut, individuals placing is only after three rounds.*

2009 NCAA Championship (112th)

May 26-30, 2009 -- Par 71
The Inverness Club, Toledo, Ohio
Team -- Texas A&M (defeated Arkansas 3-2 in Match Play)
Individual -- Matt Hill, North Carolina St. (69-69-69=207)

T3. Arkansas (Stroke Play).....297-283-285=865 (+13)
2. ARKANSAS (MATCH PLAY)..... RUNNER-UP
Quarterfinal:..... Arkansas def. Washington 3-2
Semifinal:.....def. Georgia 3-1-1
FINAL:..... lost to Texas A&M 3-2

T23. David Lingmerth.....75-72-69=216 (+3)
T27. Ethan Tracy.....76-68-73=217 (+4)
T36. Andrew Landry.....75-70-74=219 (+6)
T47. Jamie Marshall.....71-78-71=220 (+7)
T60. Jason Cuthbertson.....77-73-72=222 (+9)

2011 NCAA Championship (114th)

May 31-June 5, 2011 -- Par 72
Karsten Creek Golf Club, Stillwater, Okla.
Team -- Augusta State (defeated Georgia, 3-2 in Match Play)
Individual -- John Peterson, LSU (74-65-72=211)

15. Arkansas.....296-298-303=897 (+33)

T10. Austin Cook.....70-74-73=217 (+1)
T66. Sebastian Cappelen.....76-72-78=226 (+10)
T74. Ethan Tracy.....75-77-75=227 (+11)
T74. Jamie Marshall.....75-75-77=227 (+11)
T119. Will Pearson.....77-78-80=235 (+19)

** Arkansas failed to make cut, individuals placing is only after three rounds.*

2013 NCAA Championship (116th)

May 28-June 2, 2013 -- Par 70
Capital City Club, Atlanta, Ga.
Team -- Alabama (defeated Illinois 4-1in Match Play)
Individual -- Max Homa, California (70-65-66=201)

10. Arkansas.....286-271-286=843 (+3)

T13. Nicolas Echavarria.....70-64-72=206 (-4)
T16. Sebastian Cappelen.....70-67-70=207 (-3)
T60. Taylor Moore.....74-70-69=213 (+3)
T109. Austin Cook.....73-70-75=218 (+8)
T136. Thomas Sorensen.....73-72-77=222 (+12)

** Arkansas failed to make cut, individuals placing is only after three rounds.*

2014 NCAA Championship (117th)

May 23-29, 2014 -- Par 70
Prairie Dunes CC, Hutchinson, Kan.
Team -- Alabama (defeated Oklahoma State 4-1 in Match Play)
Individual -- Cameron Wilson, Stanford (71-63-70=204)

T18. Arkansas.....292-286-279=857 (+17)

T9. Sebastian Cappelen.....68-71-68=207 (-3)
T69. Kolton Crawford.....74-71-70=215 (+5)
T82. Taylor Moore.....75-72-70=217 (+7)
T89. Nicolas Echavarria.....75-72-71=218 (+8)
T141. Blake Biddle.....76-79-73=228 (+18)

** Arkansas failed to make cut, individuals placing is only after three rounds.*

2016 NCAA Championship (119th)

May 27-30, 2016 -- Par 70
Eugene Country Club, Eugene, Oregon
Team -- Oregon (defeated Texas 3-2 in Match Play)
Individual -- Aaron Wise, Oregon (70-70-64-71=275)

12. Arkansas.....282-284-289-298=1,153 (+33)

T26. Taylor Moore.....70-70-75-72=287 (+7)
T40. Charles Kim.....73-68-70-78=289 (+9)
T51. Kolton Crawford.....68-73-72-78=291 (+11)
T60. Nicolas Echavarria.....72-75-72-74=293 (+13)
T71. Alvaro Ortiz.....72-73-76-74=295 (+15)

2017 NCAA Championship (120th)

May 26-31, 2017 -- Par 72
Rich Harvest Farms, Sugar Grove, Illinois
Team -- Oklahoma (defeated Oregon 3-1-1 in Match Play)
Individual -- Braden Thornberry, Mississippi (66-71-69-71=277)

INDIVIDUAL ONLY

2. Mason Overstreet.....70-68-72-71=281 (-7)

2018 NCAA Championship (121st)

May 25-30, 2018 -- Par 72
Karsten Creek Golf Course, Stillwater, Okla.
Team -- Oklahoma State (defeated Alabama 5-0 in Match Play)
Individual -- Broc Everett, Augusta (70-70-70-71=281)

12. Arkansas.....296-289-291-303=1,179 (+27)

T41. William Buhl.....72-79-71-74=296 (+8)
T41. Luis Garza.....76-72-70-78=296 (+8)
T52. Mason Overstreet.....76-76-73-74=299 (+11)
T52. Tyson Reeder.....77-67-77-78=299 (+11)
T57. Alvaro Ortiz.....2-74-77-77=300 (+12)

2019 NCAA Championship (122nd)

May 24-26, 2019 -- Par 72
Blessing Golf Club, Fayetteville, Ark.
Team -- Stanford (defeated Texas 3-2 in Match Play)
Individual -- Matt Wolff (73-66-70-69=278)

INDIVIDUAL ONLY

T34. Julian Perico.....71-75-76=222 (+6)

** Perico failed to make cut, placing is only after three rounds.*