



CARSON SHADDY ♦

GRANT KOCH ♦


♦ DOMINIC TACCOLINI

This is **BASEBALL**



2017 ARKANSAS MEDIA GUIDE

Tradition



In 2015, the Razorbacks reached their eighth College World Series in program history after defeating Missouri State in a deciding third game of the NCAA Fayetteville Super Regional. Arkansas won 25 of their final 35 games and did not lose a conference series in the final eight weeks of the regular season.

2



CHAMPIONSHIPS

4



WEST TITLES

6



SUPER
REGIONALS

8



APPEARANCES

28



TOURNAMENTS

Coaching Staff

Dave Van Horn

HEAD COACH

MORE COLLEGE WORLD SERIES
APPEARANCES THAN ANY OTHER
HEAD COACH IN THE SEC

1

SEC CHAMPIONSHIP

3

SEC WESTERN DIVISION CHAMPIONSHIPS

6

COLLEGE WORLD SERIES APPEARANCES

17

NCAA REGIONALS

867

WINS IN DIVISION I

194



DRAFT PICKS

COMBINED CAREER SELECTIONS
[VAN HORN, JOHNSON, VITELLO]



Wes Johnson

PITCHING COACH



Tony Vitello

ASSISTANT COACH/RECRUITING COORDINATOR

Facilities



BAUM STADIUM



FOWLER
FAMILY BASEBALL AND TRACK TRAINING CENTER



JERRY & GENE JONES
FAMILY STUDENT-ATHLETE SUCCESS CENTER

Pro Hogs



Andrew Benintendi

BOSTON RED SOX



Logan Forsythe

LOS ANGELES DODGERS



Andy Wilkins

MILWAUKEE BREWERS




James McCann

DETROIT TIGERS



Drew Smyly

SEATTLE MARINERS



Dallas Keuchel
HOUSTON ASTROS



Brett Eibner
LOS ANGELES DODGERS




Mike Bolsinger
TORONTO BLUE JAYS



Blake Parker
LOS ANGELES ANGELS OF ANAHEIM



Matt Reynolds
NEW YORK METS



ARKANSAS BASEBALL (1-9)

Tradition	1
Arkansas Coaching Staff	2-3
Facilities	4-5
#ProHogs	6-7
Table of Contents	8
Quick Facts	9

2017 RAZORBACKS (10-75)

Head Coach Dave Van Horn	12-17
Assistant Coach Tony Vitello	18-19
Pitching Coach Wes Johnson	20-21
Clay Goodwin/Josh Elander	22
Rick Nomura/Cullen Gassaway/Mike Strouhal/Managers	23
Corey Wood/Kelly Moore	24
Numerical Roster	25
Roster Breakdown	26
Radio/TV Roster	27
Josh Alberius	28-29
Jake Arledge	30-31
Luke Bonfield	32-33
Isaiah Campbell	34-35
Cannon Chadwick	36-37
Eric Cole	38-39
Anthony Dahl	40-41
Alex Gosser	42-43
Blaine Knight	44-45
Grant Koch	46-47
Barrett Loseke	48-49
Keaton McKinney	50-51
Kacey Murphy	52-53
Jake Reindl	54-55
Jordan Rodriguez	56-57
Weston Rogers	58-59
Cody Scroggins	60-61
Carson Shaddy	62-63
Chad Spanberger	64-65
Dominic Taccolini	66-67
Redshirts/Newcomers	68-73
Diamond Dolls	74
RBI Girls	75

FACILITIES (76-83)

Baum Stadium History	78-79
George Cole Field	80
Stadium Records	81
Fowler Family Training Center	82-83

2016 REVIEW (84-99)

Season Review	86-87
Results	88
Game Highs	89
Overall Stats	90
SEC Stats	91
Game-by-Game Hitting	92
Game-by-Game Pitching	93
Defensive Starting Lineups	94
Game-by-Game Batting Order	95
Home Run Chart/Miscellaneous Stats	96
The Last Time	97
SEC Review	98
SEC Team Stats	99

HISTORY & RECORDS (100-165)

Arkansas Baseball History	102-103
1979 College World Series Team	104
1985 College World Series Team	105
1987 College World Series Team	106
1989 College World Series Team	107
2004 College World Series Team	108
2009 College World Series Team	109
2012 College World Series Team	110
2015 College World Series Team	111
NCAA Tournament History	112
Conference Tournament History	113
All-Americans	114
All-Conference Selections	115
MLB Draft Picks	116-117
#ProHogs	118
All-Time Lettermen	119-122
Team Records	123-126
Individual Records	127-128
Career Batting Records	129

CREDITS

EDITORIAL

Arkansas Communications Department

EDITOR

John Thomas

COVER DESIGNS

Trent Daniel

ASSISTANT EDITORS

Kevin Trainor, Patrick Pierson, David Beall,
Jeri Thorpe, Austin Miller, Mary Lynn Gibson,
Jimmy Sanchez, Taylor McGillis

PRINTING

Magna IV, Little Rock, Ark.

PHOTOGRAPHY

Walt Beazley

CONTRIBUTING PHOTOGRAPHY

Gunnar Rathbun, Rhett Hutchins, Danny Parker,
Pete Emerson, Michael Zagaris, Ron Vesely,
Miles Kennedy, Skip Milos, Mark Cunningham,
Detroit Tigers, Boston Red Sox, Milwaukee Brewers,
Oakland A's, Houston Astros, New York Yankees,
New York Mets, Tampa Bay Rays

All names, nicknames, logos and other indicia
referring to the University of Arkansas are
trademarks owned and protected by the university.
Any unauthorized use of the university's trademark
is strictly prohibited.

Season Batting Records	130
Career Pitching Records	131
Season Pitching Records/Freshman Records	132
Year-by-Year Results	133
Record by Date	134
Year-by-Year Hitting	135
Year-by-Year Pitching	136
Year-by-Year Leaders	137-138
Arkansas vs. All Opponents	139
Game-by-Game Series Results	140-155
All-Time Results	156-165

THE UNIVERSITY (166-184)

Razorback Communications	168
Razorback Sports Properties	169
The Southeastern Conference	170
2017 SEC Tournament	171
University of Arkansas	172-175
Chancellor Dr. Joseph E. Steinmetz	176
University Leadership	177
Director of Athletics Jeff Long	178-179
Senior Staff	180
Head Coaches	181
Baseball Support Staff	182
Razorback Foundation, Inc.	183
Best Place to Live in the SEC	184

GENERAL INFORMATION

Location.....	Fayetteville, Arkansas
Founded.....	1871
Enrollment.....	26,754
Nickname.....	Razorbacks
School Colors.....	Cardinal (PMS 202) and White
Conference.....	Southeastern (Western Division)
System President.....	Dr. Donald R. Bobbitt (Arkansas, 1980)
Chancellor.....	Dr. Joseph E. Steinmetz (Central Michigan, 1977)
Athletic Director.....	Jeff Long (Ohio Wesleyan, 1982)
Faculty Athletic Rep.....	Dr. Sharon Hunt (Arkansas, 1973)
Athletics Website.....	ArkansasRazorbacks.com
Ticket Office Phone.....	1-800-982-HOGS
Athletic Department Phone.....	(479) 575-6533

BAUM STADIUM

Home Facility.....	Baum Stadium at George Cole Field
Capacity.....	10,737 (8,237 Chairbacks)
Largest Crowd.....	12,167 vs. Missouri State (June 6, 2015)
Stadium Opening.....	April 13, 1996
Dedication.....	May 3, 1996
Field Dimensions.....	LL - 320, LC - 375, CF - 400, RC - 365, RL - 320
Surface.....	Grass

COACHING STAFF

Head Coach.....	Dave Van Horn (Arkansas, 1988)
Record at Arkansas.....	550-324 (14 seasons, .629)
Overall Division I Record.....	870-481 (22 seasons, .644)
Overall as a Head Coach.....	1,135-564 (28 seasons, .668)
Van Horn's DI Postseason App. (Total/at UA).....	17/13
Van Horn's College World Series Appearances.....	6 (Neb: 2001, 2002; Ark: 2004, 2009, 2012, 2015)
Assistant Coach/Recruiting Coordinator.....	Tony Vitello (Missouri, 2002)
Pitching Coach.....	Wes Johnson (Arkansas-Monticello, 1994)
Volunteer Assistant Coach.....	Josh Elander (TCU, 2016)
Student Asst. Coach.....	Rick Nomura
Dir. of Baseball Operations.....	Clay Goodwin (Arkansas, 2005)
Athletic Trainer.....	Corey Wood (East Carolina, 2008)
Strength & Conditioning.....	Mike Strouhal (University of Saint Mary, 2003)
Managers.....	Zach Barr Michael McCann Cale Petrie Hayden Sutton

HISTORY

First Year of Arkansas Baseball.....	1897
Years of Varsity Baseball at Arkansas.....	94 (1897, 1901-03, 05, 08-16, 19-20, 22-29, 47-16)
All-Time Program Record.....	2,103-1,344-6 (.610)
All-Time Conference Record/Years.....	SEC: 361-360 (.501)/25 SWC: 264-205 (.563)/24 Combined: 625-565 (.525)/49
Conference Titles/Years.....	SEC Overall: 2/1999, 2004 SEC Western Division: 4/1999, 2004, 2007, 2011 SWC: 2/1989, 1990
Conference Tournament Record/Years.....	SEC: 28-37 (.431)/21 SWC: 18-25 (.419)/14 Combined: 46-62 (.426)/35
Conference Tournament Titles/Years.....	SEC: None SWC: 1/1985
NCAA Postseason Appearances.....	28 (1973, 79-80, 83, 85-90, 95-96, 98-99, 2002-15)
NCAA Postseason Record.....	71-61 (.538)
College World Series Appearances.....	8 (1979, 1985, 1987, 1989, 2004, 2009, 2012, 2015)
College World Series Record.....	11-16 (.407)
NCAA Super Regional Appearances.....	6 (2002, 2004, 2009, 2010, 2012, 2015)
NCAA Super Regional Record.....	9-6 (.600)
NCAA Regional Appearances.....	27
NCAA Regional Record.....	51-39 (.567)
Overall NCAA Regional Hosts.....	5 (1999, 2004, 2006, 2007, 2010)
Best NCAA Finish.....	1979 National Runner-up

TEAM INFORMATION

2016 Overall Record.....	26-29
Home.....	20-14
Away.....	3-15
Neutral.....	3-0
SEC Record.....	7-23
SEC Tournament.....	N/A
SEC Finish.....	7th, SEC Western Division
Postseason.....	N/A
Lettermen Returning/Lost.....	20/13
Position Starters (including DH) Returning/Lost.....	8/8
Pitchers Returning/Lost.....	13/4
Newcomers.....	23

TOP RETURNING PLAYERS

Luke Bonfield	OF	Jr.	.304 BA, 52 H, 11 2B, 8 HR, 39 RBI
Grant Koch	C	So.	.276 BA, 21 H, 5 2B, 2 HR, 14 RBI
Carson Shaddy	INF/OF/C	R-Jr.	.332 BA, 70 H, 12 2B, 8 HR, 35 RBI
Chad Spanberger	OF/INF	Jr.	.225 BA, 23 H, 4 2B, 6 HR, 17 RBI

TOP RETURNING PITCHERS

Josh Alberius	RHP	R-Sr.	3-1, 3.90 ERA, 32.1 IP, 40 K
Isaiah Campbell	RHP	So.	3-1, 3.69 ERA, 31.2 IP, 23 K
Blaine Knight	RHP	So.	2-1, 2.98 ERA, 48.1 IP, 46 K, 1 SV
Dominic Taccolini	RHP	Sr.	5-5, 5.75 ERA, 72.0 IP, 61 K

TOP NEWCOMERS

Jax Biggers	INF	So.	Cisco JC/Missouri City, Texas
Dominic Fletcher	OF	Fr.	Cypress HS/Cypress, Calif.
Brenden Heiss	RHP	Fr.	Jacobs HS/Algonquin, Ill.
Jordan McFarland	INF/OF	Fr.	Waterloo HS/Waterloo, Ill.
Trevor Stephan	RHP	Jr.	Hill College/Magnolia, Texas
Hunter Wilson	INF	Jr.	Eastern OK. St. JC/Spiro, Okla.
Lucas Krull	LHP	Fr.	Mill Valley HS/Shawnee, Kan.



Since arriving at Arkansas in 2002, Dave Van Horn is averaging more than 35 wins a season and 2017 will mark his 15th season with the Razorbacks.



2017 Razorbacks





2 DAVE VAN HORN

**Head Coach • 15th Season • 4 SEC Championships
6 CWS Appearances • 17 NCAA Appearances**

14 seasons as head Hog, Van Horn has led Arkansas to four College World Series appearances, 13 NCAA Tournament berths, one Southeastern Conference overall title, three SEC Western Division championships and a total of 550 wins.

Arkansas got off to one of the best starts to a season since Van Horn became head coach in 2016. The Hogs won their first eight games of the year, were 15-3 heading into SEC play and reached as high as No. 13 in the national polls.

Arkansas got its first true test when it traveled to Houston, Texas to take part in the Houston College Classic in Minute Maid Park, home of the Houston Astros. The Razorbacks went undefeated through the prestigious tournament, taking down No. 24 Rice, No. 9 Houston and No. 23 Texas Tech, which later in the year reached the College World Series.

With Van Horn's success over the years, fans have flocked to Baum Stadium and last year was no different. In 2016, Arkansas finished fourth in the nation in average attendance (7,815) and fifth in total attendance (265,718). It's the fourth straight year that Arkansas has finished in the top-five nationally in attendance, while boasting one of the best stadiums in college baseball.

Six players were selected in the 2016 MLB Draft, led by junior pitcher Zach Jackson, who went in the third round to the Toronto Blue Jays. Jackson totaled 15 saves in his college career, good for second-most in program history. Junior utility player Clark Eagan also went high in the draft, going to the Pittsburgh Pirates in the ninth round. Dominic Taccolini (16th round, Toronto Blue Jays), Michael Bernal (29th round, San Francisco Giants), Doug Willey (32nd round, Los Angeles Angels of Anaheim) and James Teague (37th round, Baltimore Orioles) all followed as the highest number of total draft picks for the Razorbacks since 2014.

The 2015 season might have been one of the most memorable in Razorback history. Arkansas rebounded from a 15-15 record on April 4 to win 18 of its final 25 regular season games and surge into postseason play. After going 2-2 in the SEC Tournament, the Hogs became one of five teams in the country to advance to 14 consecutive NCAA Tournaments, claiming the No. 2 seed in the Stillwater Regional hosted by Oklahoma State.

In what is likely Van Horn's best coaching job in his 27-year career, the Razorbacks went 3-0 in the Stillwater Regional and came back home to host the second Super Regional in program history, knocking off Missouri State in three games for the most improbable College World Series appearance in Arkansas' storied history. Van Horn made his sixth trip to Omaha,

including his fourth as the Razorback skipper. He currently has more College World Series appearances than any head coach in the SEC.

During the run to Omaha, sophomore outfielder Andrew Benintendi put together arguably the finest season in Razorback history. Benintendi became the first Arkansas player to win the Golden Spikes Award, given annually to the nation's best amateur player. He also won the Dick Howser Trophy and was named Baseball America Player of the Year and Collegiate Baseball Player of the Year as the nation's best collegiate player.

Benintendi became just the third player in SEC history to lead the league in home runs and batting average as he joined Rafael Palmeiro (Mississippi State, 1984) and Jeff Abbott (Kentucky, 1994) as the only players in conference history to accomplish the feat. He became the first player in school history to lead the nation in home runs (20) and became the first Division I player since 2009 to hit 20 home runs and steal 20 bases in one season. His historic season was capped by being selected No. 7 overall by the Boston Red Sox in the 2015 MLB Draft, the highest a Razorback has been drafted since Jeff King went No. 1 overall in 1986.

The 2015 Razorbacks finished 40-25, the sixth time in the past seven seasons that Arkansas won more than 40 games. Four players were selected in the MLB Draft, including Benintendi, and four Razorbacks earned all-conference honors. Benintendi was named the SEC Player of the Year, while relief pitcher Zach Jackson was named First Team All-SEC, third baseman Bobby Wernes earned SEC All-Defensive Team honors and right-handed pitcher Keaton McKinney was named to the SEC All-Freshman Team.

The Razorbacks finished 2015 at No. 2 in the country in average attendance for the third straight year with 8,290 fans per game. The 12,167 fans that attended the June 6 Super Regional game against Missouri State was the largest crowd in stadium history and the third largest Super Regional crowd in NCAA history. Arkansas also set school records for actual attendance and tickets sold for a single game during the 2015 season.

In 2014, Van Horn led the Razorbacks to their 13th consecutive NCAA Tournament. Arkansas surged into the SEC Tournament as the No. 7 seed after winning six of its final seven regular season games. The Razorbacks made plenty of noise in Hoover, defeating Texas A&M in the opening round, before knocking off No. 10 Ole Miss twice and advancing to the semifinals against LSU.

Arkansas then received an at-large bid to the NCAA Charlottesville Regional as the No. 2 seed and defeated Liberty and Bucknell to advance to the program's sixth straight Regional Final, but the Razorbacks saw their season come to an end against Virginia, who finished as the National Runner-up in Omaha.



MENTOR

Arkansas continued to push its best talent to the next level following the season, as six players were taken in the 2014 Major League Baseball First-Year Player Draft, with five of those signing professional deals.

Following the 2014 season, Van Horn's coaching duties were far from finished as he became the manager of the USA Baseball Collegiate National Team. Leading the best collegiate players in the country against some of the top teams in the world, Van Horn and Team USA battled the Chinese Taipei in a five-game series, Japan in a three-game set and made trips to The Netherlands and Cuba. The squad finished with an overall record of 18-8-2 and captured the Haarlem-Honkbal Week Championship in The Netherlands after defeating Japan 6-3 in the title game. It was the second time Van Horn donned the Stars and Stripes in his coaching career, as he served as an assistant coach on the Collegiate National Team in the summer of 2011.

Arkansas finished the 2013 season with a 39-22 record and an 18-11 mark in SEC play. The Razorbacks' 18 wins in league play were the most since 2010 and Arkansas won seven of 10 conference series for the first time since the 2004 season. The Razorbacks reached the regional final of the NCAA Manhattan Regional. After dropping the opening game of the regional to Bryant, Arkansas bounced back with victories over Wichita State and Bryant before falling to host school Kansas State in the regional championship.

Following the season, Arkansas set a school record with 11 players taken in the 2013 Major League Baseball First-Year Player Draft. The 11 players drafted was also the most in the country, as 10 of those went on to sign professional contracts.

For the third time in his Arkansas tenure, Van Horn guided the Razorbacks to Omaha and the College World Series in 2012. Arkansas used a dominant pitching staff, timely hitting and strong defense to win the Houston Regional and Waco Super Regional to advance to the seventh College World Series in program history. The Razorbacks won their first two games of the College World Series and finished in a tie for third, equaling the second-best finish to a season in school history. Arkansas finished the season with a 46-22 record, the most wins for UA under Van Horn and the sixth-highest single-season win total in school history. The Razorbacks also won 40 games for the fourth straight season and for the 18th time in program history. Arkansas finished the season ranked in the top six in all four of the major college baseball polls, including a No. 3 national ranking in the USA Today/ESPN Coaches Poll, the NCBWA poll and the Collegiate Baseball poll.

Arkansas had a knack for winning the close games in 2012. The Razorbacks played 32 games decided by one or two runs and went 19-13 in those games. Arkansas was 14-9 in one-run games during the 2012 season and had a streak of seven straight one-run victories late in the season. Six of the Razorbacks' seven wins in the NCAA Tournament were by one run, including a pair of 1-0 victories.

Van Horn reached a milestone as the Razorback head coach in 2012 as he earned his 400th win at Arkansas during UA's NCAA Tournament run. Van Horn's 400th win was a significant one as it came against Rice in the Houston Regional. The 1-0 victory over the eighth-ranked Owls put the Razorbacks in the driver's seat of the regional, which they would eventually win with a 5-1 win over Sam Houston State.

In what many people saw as a rebuilding season in 2011, Van Horn guided the Razorbacks to the program's fourth SEC Western Division championship and to the NCAA Tournament. After posting a 38-20 overall record through the SEC Tournament, the Razorbacks were sent to the NCAA Tempe Regional hosted by Arizona State. After dropping its opening game of the regional, Arkansas rallied to reach the regional championship game before eventually falling to the Sun Devils. Arkansas finished the season with a 40-22 record and closed the season ranked in the top 25 of every major poll with an RPI of 14.

Van Horn led Arkansas to the NCAA Tournament for the ninth consecutive year in 2010. The Razorbacks also reached the Super Regional round in back-to-back years for the first time in program history. On the strength of a 40-18 record after the SEC Tournament, the Razorbacks were selected to host an NCAA Regional for the fifth time in school history. Arkansas advanced to the Super Regionals with a 7-2 victory over Washington State in a winner-take-all regional championship game. In the Super Regionals, the Razorbacks went toe-to-toe with the tournament's top seed, Arizona State, on its home field. Arkansas lost a pair of 12-inning heartbreakers to finish the season with a 43-21 record.

Van Horn achieved three coaching milestones during the 2010 regular season. The Razorback skipper picked up his 300th win at Arkansas on April 9 in an 8-3 win over Mississippi State. On February 27 in a 10-8 win over Troy, Van Horn earned his 600th win as a Division I head coach. He recorded career win No. 900 on May 21 in a 4-3 victory at Vanderbilt.

For the second time in his Razorback coaching career, Van Horn and his team made the ultimate postseason push and collected the program's sixth trip to Omaha for the 2009 College World Series. Rebounding from a late-season slump, Arkansas advanced to the semifinals of the SEC Baseball Tournament, before earning its eighth consecutive berth into an NCAA Regional. Supported by their fans, the Razorbacks hit the road and swept their way through the Norman Regional and Tallahassee Super Regional, besting Washington State and national seeds Oklahoma and Florida State along the way. In Omaha, Arkansas won two games and tied for a third-place national finish, equaling the 1985 team for the second-best finish in program history.

The 2009 regular season had its share of highlights, too. The Razorbacks jumped out to an 8-0 start in SEC play for the first time in program history. The club achieved another first when Collegiate Baseball released its April 6 poll with Arkansas ranked No. 1, the first top ranking by any publication in program history. The Razorbacks faced Arizona State in a midweek series that same week, the first No. 1 vs. No. 1 matchup at Baum Stadium. Arkansas solidified its top billing by knocking off the Sun Devils in both games.

In the finale against Arizona State, the Razorbacks had the support of a then-Baum Stadium-record 11,014 fans. That number is a significant reminder of the traditionally strong attendance figures for the Arkansas baseball team. In 2009, the Razorbacks finished No. 2 in national attendance with an average of 7,906 fans per game.

The highly decorated coach has both individual and team honors throughout his 25-year coaching resume, beginning at Texarkana (Texas) Community College all the way through the present. Individually, he has been named national coach of the year twice, regional coach of the year twice and conference coach of the year four times. His teams have made six College World Series appearances, won five outright conference championships, a Division II National Championship and made 16 consecutive appearances in the NCAA Tournament. Van Horn is one of only 11 coaches in NCAA history to lead two programs to the College World Series.

Since joining the Razorbacks as head coach, Van Horn has led his teams to an SEC Championship, three SEC Western Division titles, 14 NCAA Tournament berths and four College World Series appearances. His players have earned 17 All-America honors, 24 All-SEC nods, 104 SEC Academic Honor Roll spots and 11 Capital One Academic All-District accolades. Not resting on his laurels, Van Horn has kept his competitive juices flowing as he seeks to bring a national championship to his alma mater.

Not only have his players flourished in collegiate baseball, but several have gone on to solid professional baseball careers. More than 100 former players have signed professional contracts, including former Razorback standouts Andrew Benintendi, Mike Bolsinger, Zack Cox, Brett Eibner, Logan Forsythe, Craig Gentry, Dallas Keuchel, James McCann, Drew Smyly and Jess Todd. Keuchel became the second Razorback to win a Cy Young Award when he won the AL Cy Young Award following a spectacular 2015 season. In 2016, 11 different former Razorbacks saw playing time at the major league level.

Van Horn was successful from the moment he took over the program from legendary head coach Norm DeBriyn in 2003. During his first season, Van Horn guided his inaugural squad to both the SEC and NCAA Tournaments. His team was ranked in all four major baseball polls throughout the year and picked up series wins at No. 6 South Carolina and No. 5 Auburn.

The success of the program and Van Horn's no-nonsense approach to his team has endeared him to the Razorback faithful. The Arkansas fan base has grown steadily since Van Horn was given the reins of the program and three renovations have been completed at Baum Stadium since his arrival to accommodate the growing numbers. Baum Stadium, already one of the nicest collegiate baseball parks in the nation, has grown with the addition of nearly 5,000 chair back seats, 32 luxury boxes and now has a capacity of 10,737. Prior to the 2016 season, a 71 by 25 + foot videoboard was installed to dramatically improve in-game experience and is one of the largest videoboards in the country.

One of the things that Van Horn is known for is recruiting fundamental players and molding them into the stars of tomorrow. In his first season with Arkansas, only two Razorbacks were

COACH

PERSONAL

Born: Sept. 17, 1960

Hometown: Kansas City, Mo.

Alma Mater: Arkansas (1988)

Masters of Science: East Texas State Univ. (1992)

Wife: Karen

Daughters: Hollan, Mariel

Named Head Coach at Arkansas: June 21, 2002

COACHING HISTORY

2003-Present	Arkansas (Head Coach)
1998-2002	Nebraska (Head Coach)
1995-1997	Northwestern State (Head Coach)
1994	Central Missouri State (Head Coach)
1989-1993	Texarkana CC (Head Coach)
1985-1988	Arkansas (Graduate Assistant)

PLAYING HISTORY

1982-1984	Atlanta Braves Organization
1982	MLB Draft: 10th Round (Atlanta Braves)
1982	Arkansas
1980-1981	McLennan (Texas) Community College

HEAD COACH BY THE NUMBERS

1,135-564 (28 Yrs)	Overall Record as Head Coach
921-492 (23 Yrs)	Overall Four Year College Record
870-481 (22 Yrs)	Overall D1 Record
550-324 (14 Yrs)	Record at Arkansas
214-92 (5 Yrs)	Record at Nebraska
106-65 (3 Yrs)	Record at Northwestern State
51-11 (1 Yr)	Record at Central Missouri State
214-72 (5 Yrs)	Record at Texarkana Community College

COACHING HONORS

2004	SEC Coach of the Year
2001	Baseball America National Coach of the Year
2001	BIG 12 Coach of the Year
2001	ABCA Midwest Region Coach of the Year
2000	ABCA Midwest Region Coach of the Year
1997	Southland Coach of the Year
1995	Southland Coach of the Year
1994	NCAA Division II Coach of the Year
1994	ABCA Central Region Coach of the Year

HALL OF FAME

2013	Inducted into Winnetonka High School Hall of Fame
2012	Inducted into Ban Johnson League Hall of Fame
2001	Inducted into Central Missouri State Hall of Fame



TEACHER

taken in the Major League Baseball first year player draft. That number has grown significantly over the years with a school-record 11 players being drafted in the 2013 MLB Draft. Five of Arkansas' stars, Nick Schmidt (2007), Logan Forsythe (2008), Zack Cox (2010), Ryne Stanek (2013) and Andrew Benintendi (2015) were selected in the first round of the draft and 30 players have been picked in the first 10 rounds since he took over, with Zach Jackson (3rd round, Toronto Blue Jays) and Clark Eagan (9th round, Pittsburgh Pirates) being taken in the first 10 rounds of the 2016 MLB Draft.

The Razorbacks have been successful in every facet of the game over the past 14 seasons. Hitting was the focal point in some seasons, while pitching dominated in others, but Van Horn knows that to accomplish his ultimate goal it takes a total team effort.

In 2007, Arkansas won the Razorbacks' third SEC Western Division title, when they went 18-12 in league play. The Razorbacks were 43-21 overall, hosted their fourth NCAA Regional and finished the season No. 18 in the final Collegiate Baseball rankings.

That team was one of Van Horn's best in terms of individual pitching prospects. Two time first-team All-American Nick Schmidt was taken by the San Diego Padres in the first round of the MLB Draft (No. 23 overall). Right-handers Jess Todd and Duke Welker were each taken in the second round by St. Louis and Pittsburgh, respectively. Todd also earned second-team All-America honors.

Schmidt's success on the mound was a continuation of his 2006 season, when the lefty was named the SEC Pitcher of the Year by the league coaches. The Razorbacks went 39-21 that season and hosted another NCAA Regional.

A hot start to the 2005 season had the Razorbacks ranked as high as No. 5 nationally as they opened the year 20-2, but a rash of bad luck sidetracked what was shaping up to be a magical year. Despite the setbacks, the Razorbacks did come just a breath away from pulling one of the nation's biggest upsets as it won its first two games at the NCAA Austin Regional. Arkansas would go all the way to the final game of the regional before losing to eventual national champion Texas.

Arkansas' 2004 season was one for the history books as the Razorbacks won 45 games, shared the SEC regular-season title, hosted NCAA Regional and Super Regional games and made its fifth appearance at the College World Series. The following all came true despite the Razorbacks getting picked to finish last in the SEC's Western Division by the league coaches. Along the way, Arkansas won 19 SEC games, swept a weekend series in Baton Rouge, Louisiana against No. 2 LSU and dispatched a tough Florida State team in the Super Regional in two games. The Razorback sweep of LSU was the first time since 1988 that the Tigers had been swept at home by a conference opponent. The Razorback accomplishments led to a top 10 finish in all four major collegiate baseball polls, including a No. 6 ranking by Baseball America.

Prior to taking the helm of the Arkansas program on June 21, 2002, Van Horn enjoyed a very successful five-year run as the head coach at the University of Nebraska. In a short period of time, he built a once-fledgling program into a national powerhouse. Prior to his arrival, the Cornhuskers had made just four postseason appearances in 108 years of baseball history. With its new skipper on the bench, Nebraska went to four NCAA Tournaments and two College World Series.

During his stint with Nebraska, Van Horn amassed a 214-92 (.699) record, won three consecutive Big 12 Tournament titles and earned Nebraska's first regular-season conference title in 51 years. He was twice named the American Baseball Coaches Association's Midwest Region Coach of the Year and posted back-to-back 50-win seasons in 2000 and 2001. In his second season with Nebraska, Van Horn guided his club to its first NCAA Tournament berth in 18 years after it won the Big 12 Tournament, its first title of any kind in nearly 50 years.

Similar to what he has done at Arkansas, Nebraska's players shined with Van Horn at the helm. The Cornhuskers had at least one player named a finalist for national player of the year honors in three seasons including a pair of Dick Howser Award Finalists. Seven players were named first-team All-America and 26 earned All-Big 12 accolades including a school-record nine in 2000. The Cornhuskers also excelled in the classroom with 30 Phillips 66 Academic All-Big 12 selections (21 first-teamers) and seven players named academic all-district.

Prior to his move to Nebraska, Van Horn coached three seasons with Northwestern State in Natchitoches, Louisiana his first foray as a head coach in Division I. He went 106-65 (.620) in

those three seasons and won two Southland Conference regular-season titles (1995 and 1997). Each title also earned him Southland Conference Coach of the Year honors.

Van Horn spent one season at the Division II level, coaching Central Missouri State in 1994, and his effects there were awe-inspiring. Taking the reins of the program with just six weeks of preparation before the season, the Mules got off to a quick start by winning 12 of their first 13 games and eventually put together a 21-game winning streak. CMSU won the MIAA Conference Championship and the tournament title before eventually dominating at the NCAA Championships to win the school's first national championship. In 2000, Central Missouri honored Van Horn and his 1994 team by inducting them into the Central Missouri State Hall of Fame.

The storied career of Van Horn as a head coach began with a humble start at Texarkana (Texas) Community College in 1989. In five seasons with the Bulldogs, Van Horn guided Texarkana to a 214-72 (.748) record. He set records for single-season wins in four of his five seasons, beginning with his first, and guided his 1992 squad to the NJCAA Texas Eastern Conference Championships. Prior to his first stint as a head coach, Van Horn worked with the man he replaced at Arkansas, DeBriyn, for four seasons as a graduate assistant, assisting the Razorbacks to a pair of College World Series. Arkansas was 184-71-1 (.721) while he was a GA and made the NCAA Regional Tournament in each of his four seasons.

Van Horn's playing career was spent in the infield, where he was a highly touted player. Two seasons at McLennan (Texas) Community College earned him All-America, Region 5 Player of the Year, all-conference and all-region honors. The standout defensive third baseman was drafted by the Chicago White Sox, but instead Van Horn transferred to Arkansas.

In one year with the Razorbacks, Van Horn earned All-Southwest Conference honors as well as the team's most valuable player and SWC Newcomer of the Year accolades. Following his junior year, the Atlanta Braves selected Van Horn in the 10th round of the 1982 draft. Van Horn would spend three seasons with the Braves organization before returning to Fayetteville to begin his coaching career.

Van Horn is married to the former Karen Lee. The couple has two daughters, Hollan, who is married to Jacob Clark, and Mariel.



The Van Horn Family (L to R): Mariel, Karen, Dave, Hollan Clark, and Jacob Clark.

The Razorbacks Under Dave Van Horn

	W-L	Home	Away	Neutral
Alabama	25-22	14-7	9-12	2-3
Alabama A&M	2-0	2-0	--	--
Albany	1-0	1-0	--	--
Alcorn State	1-0	1-0	--	--
Appalachian State	3-0	3-0	--	--
Arizona	0-1	--	--	0-1
Arizona State	2-7	2-0	0-5	0-2
Auburn	23-18	12-9	12-9	--
Ball State	2-1	2-1	--	--
Baylor	2-1	--	2-1	0-0
Binghamton	3-0	3-0	--	--
Bryant	1-1	--	--	1-1
Bucknell	2-0	--	--	2-0
BYU	2-0	2-0	--	--
Cal State Fullerton	1-0	--	--	1-0
Cal State Northridge	3-0	3-0	--	--
California	4-4	2-1	2-3	--
Centenary	10-2	7-1	3-1	--
Central Michigan	3-0	3-0	--	--
Charlotte	1-1	--	--	1-1
Creighton	4-0	3-0	1-0	--
Dallas Baptist	2-0	0-0	1-0	1-0
Delaware State	3-0	3-0	--	--
Eastern Illinois	13-1	13-1	--	--
Evansville	3-0	3-0	--	--
Florida	21-18	10-2	8-13	3-3
Florida State	4-0	2-0	2-0	--
George Mason	1-0	--	--	1-0
Georgia	17-13	9-6	8-6	0-1
Gonzaga	2-4	2-3	--	0-1
Grambling State	5-0	5-0	--	--
Hawaii	1-0	0-0	1-0	--
Houston	1-1	--	--	1-1
Illinois-Chicago	7-1	7-1	--	--
Illinois State	2-1	2-1	--	--
Kansas	8-1	8-1	--	--
Kansas State	3-2	3-0	0-2	--
Kent State	1-0	--	--	1-0
Kentucky	19-11	10-5	9-6	--
Lamar	0-2	--	--	0-2
Le Moyne	1-0	--	--	1-0
Liberty	1-0	--	--	1-0
Louisiana State (LSU)	16-34	8-13	7-14	1-7
Louisiana Tech	14-3	6-1	5-2	3-0
Loyola Marymount	2-1	2-1	--	--
Maryland	0-1	--	--	0-1
McNeese State	5-1	3-1	2-0	--
Memphis	5-1	--	3-0	2-1
Miami (Florida)	0-1	--	--	0-1
Miami (Ohio)	1-0	--	--	1-0
Minnesota	4-1	3-0	1-1	--
Mississippi State	21-23	10-11	10-11	1-1
Mississippi Valley State	10-0	8-0	--	2-0
Missouri	7-2	4-2	3-0	0-0
Missouri State	15-7	9-5	6-2	--
Missouri Southern	1-0	1-0	--	--
Navy	1-0	--	--	1-0
Nebraska	3-5	2-2	1-3	--
Nevada	1-0	1-0	--	--
New Mexico	6-2	3-1	--	3-1
New Orleans	2-0	2-0	--	--
North Dakota	3-0	3-0	--	--
Northern Colorado	7-1	7-1	--	--
Northwestern State	4-0	4-0	--	--
Ohio State	1-0	--	--	1-0
Oklahoma	3-2	1-0	2-2	--
Oklahoma State	5-4	2-3	2-1	1-0
Ole Miss	20-30	8-13	8-13	4-4
Oral Roberts	12-6	6-3	5-3	1-0
Pacific	0-1	--	--	0-1
Pepperdine	0-1	--	--	0-1
Princeton	1-0	1-0	--	--
Rice	2-0	--	1-0	1-0
Saint Louis	1-0	1-0	--	--
Sam Houston State	2-0	--	--	2-0
San Diego State	7-1	4-0	3-1	--
San Francisco	0-1	--	--	0-1
Siena	3-0	3-0	--	--
South Alabama	3-2	1-2	2-0	--
Southeast Missouri State	2-2	2-2	--	--
South Dakota State	3-1	3-1	--	--
South Carolina	20-18	8-7	9-8	3-3
St. John's	4-0	3-0	--	1-0
Stanford	0-1	--	0-1	--
Stephen F. Austin	6-0	5-0	--	1-0
TCU	1-0	--	--	1-0
Tennessee	20-12	9-5	9-6	2-1
Texas	2-3	--	1-2	1-1
Texas A&M	9-8	5-4	3-4	1-0
Texas-Arlington	5-0	--	2-0	3-0
Texas-Pan American	2-2	1-0	1-2	--
Texas Tech	2-0	--	--	2-0
Texas State	1-0	1-0	--	--
Troy	5-1	3-0	2-1	--
Tulane	1-0	--	--	1-0
UCF	0-1	--	--	0-1
ULM	2-1	2-1	--	--
UNLV	1-1	1-1	--	--
Utah	3-0	3-0	--	--
UT Martin	1-0	1-0	--	--
Valparaiso	4-1	4-1	--	--
Vanderbilt	16-19	10-7	6-8	0-4
Villanova	3-0	3-0	--	--
Virginia	1-3	--	0-2	1-1
Washington	0-1	--	--	0-1
Washington State	6-1	5-1	--	1-0
Western Illinois	7-1	7-1	--	--
Western Michigan	2-0	2-0	--	--
Wichita State	6-2	4-1	1-1	1-0
Wisconsin-Milwaukee	9-0	9-0	--	--
Wright State	3-0	3-0	--	--



VAN HORN'S CAREER NUMBERS

Year	School	Record	Pct.	Conf.	Place	Tourn.	NCAA
1989	Texarkana CC	39-18	.684	NA	NA	NA	--
1990	Texarkana CC	44-14	.759	NA	NA	NA	--
1991	Texarkana CC	45-12	.789	NA	NA	NA	--
1992	Texarkana CC	48-10	.827	NA	1st	NA	--
1993	Texarkana CC	38-18	.678	NA	NA	NA	--
<i>Totals</i>		<i>214-72</i>	<i>.748</i>	--	--	--	--
1994	Central Missouri State	51-11	.823	15-1	1st (Div.)	1st (4-1)	NCAA DII Champs
<i>Totals</i>		<i>51-11</i>	<i>.823</i>	<i>15-1</i>	--	<i>1 (4-1)</i>	--
1995	Northwestern State	37-15	.711	19-5	1st	DNP (0-2)	--
1996	Northwestern State	34-27	.557	14-16	2nd (Div.)	2nd (3-2)	--
1997	Northwestern State	35-23	.603	19-9	1st	DNP (0-2)	--
<i>Totals</i>		<i>106-65</i>	<i>.620</i>	<i>52-30</i>	--	<i>3 (3-6)</i>	--
1998	Nebraska	24-20	.545	10-13	7th	DNQ	DNQ
1999	Nebraska	42-18	.700	16-9	5th	1st (4-0)	NCAA (1-2)
2000	Nebraska	51-17	.750	21-9	2nd	1st (5-1)	NCAA (4-2)
2001	Nebraska	50-16	.758	20-8	1st	1st (4-0)	CWS (5-2)
2002	Nebraska	47-21	.691	16-11	2nd	2nd (3-1)	CWS (5-3)
<i>Totals</i>		<i>214-92</i>	<i>.699</i>	<i>67-39</i>	--	<i>4 (16-2)</i>	<i>4 (15-9)</i>
2003	Arkansas	35-22	.612	14-16	6th West	T-7th (0-2)	NCAA (1-2)
2004	Arkansas	45-24	.652	19-11	T-1st Overall	4th (2-2)	CWS (6-3)
2005	Arkansas	39-22	.636	13-17	T-5th West	T-7th (0-2)	NCAA (2-2)
2006	Arkansas	39-21	.650	18-12	2nd West	T-7th (0-2)	NCAA (1-2)
2007	Arkansas	43-21	.672	18-12	1st West	2nd (3-1)	NCAA (2-2)
2008	Arkansas	34-24	.586	14-15	4th West	DNQ	NCAA (0-2)
2009	Arkansas	41-24	.631	14-15	4th West	4th (2-2)	CWS (7-2)
2010	Arkansas	43-21	.672	18-12	2nd West	T-7th (0-2)	NCAA (3-3)
2011	Arkansas	40-22	.645	15-15	1st West	T-3rd (2-2)	NCAA (2-2)
2012	Arkansas	46-22	.676	16-14	T-2nd West	T-9th (0-2)	CWS (7-3)
2013	Arkansas	39-22	.639	18-11	2nd West	T-3rd (2-1)	NCAA (2-2)
2014	Arkansas	40-25	.615	16-14	4th West	T-3rd (3-2)	NCAA (2-2)
2015	Arkansas	40-25	.615	17-12	3rd West	T-5th (2-2)	CWS (5-3)
2016	Arkansas	26-29	.473	7-23	7th West	DNQ	DNQ
<i>Totals</i>		<i>550-324</i>	<i>.629</i>	<i>217-199</i>	--	<i>12 (16-22)</i>	<i>13 (40-30)</i>
<i>Career Totals</i>		<i>1135-564</i>	<i>.668</i>	<i>351-269</i>	--	<i>39-31 (.557)</i>	<i>55-39 (.585)</i>





22 TONY VITELLO

Assistant Coach • Recruiting Coordinator

11 NCAA Tournament Appearances • 1 CWS Appearance

Tony Vitello, considered one of the top recruiters in the country, enters his fourth year as an assistant coach and recruiting coordinator for the University of Arkansas baseball team in 2017.

During his career, Vitello has accomplished a rare feat, mentoring both a National Hitter of the Year and National Pitcher of the Year. Arkansas' Andrew Benintendi was the nation's best hitter in 2015 and won the Golden Spikes Award as the nation's top amateur baseball player after batting .376 with 20 home runs, 57 RBIs and 24 stolen bases.

In 2008, Vitello tutored Missouri's Aaron Crow who won the Roger Clemens Award that season, given to the nation's top college pitcher. Crow pitched 43 scoreless innings at one point during the season and had four shutouts. He struck out 127 hitters and won 13 games and became the highest draft pick in Missouri baseball history when he was selected No. 9 overall by the Washington Nationals.

As Arkansas' recruiting coordinator, Vitello has also done an excellent job signing some of the nation's top talent. His most recent class, the class of 2016, was ranked No. 6 nationally by Perfect Game and he previously signed the nation's top class for the Razorbacks in 2014.

Throughout his 13-year Division I coaching career, Vitello has signed seven top 15 recruiting classes, developed six first round draft picks and 14 Major League Baseball players, including standouts Benintendi, Max Scherzer, Ian Kinsler, Kyle Gibson, Crow and Brandon Finnegan.

In 2016, Vitello helped Arkansas' offense continue to be one of the best in the SEC and the nation. As a team, the Razorbacks had a combined batting average of .275, which was the second-highest average in the last six seasons. Redshirt sophomores Carson Shaddy and Luke Bonfield each batted over .300 and combined for 16 home runs and 74 RBIs, to lead a team that finished fourth in the SEC in team home runs (49).

Two of Arkansas' six draftees in the 2016 MLB Draft were pupils of Vitello. Utility player Clark Eagan went in the 9th round to the Pittsburgh Pirates, while shortstop Michael Bernal went to the San Francisco Giants in the 29th round. Eagan batted .298 during his junior season, good for third on the team with 37 runs scored, 67 hits, 7 home runs and 37 RBIs. His hits, home runs and RBI totals were all personal season-highs.

Over his career, Eagan batted .280 or higher in each of his three seasons as a Razorback and totaled 60 or more hits and 30 or more RBIs in 2015 and 2016.

As for Bernal, the El Paso, Texas native finished his Razorback career as one of the best hitting shortstops in the SEC after averaging .274 with a team-leading 8 home runs and 37 RBIs.

Vitello was instrumental in Arkansas' run to the College World Series in 2015 as the Razorback rebounded from a 15-15 record on April 4 to win 18 of their final 25 regular season games. Primarily working with hitters and serving as the team's third base coach, the Razorbacks slugged their way into the postseason, finishing fifth in the SEC in hitting (.288) and fourth in home runs (53).

Vitello played a large role in the development and transformation of Benintendi into the nation's best amateur player. Between his freshman and sophomore seasons, Benintendi improved his batting average by 100 points and belted 19 more home runs. Benintendi finished the 2015 season batting .376 with 20 home runs and 24 stolen bases, and earned the Golden Spikes Award as the nation's best amateur player. Benintendi became the first Razorback to lead the nation in home runs and just the third player in SEC history to lead the conference in home runs and batting average.

Three hitters signed professional contracts following the 2015 season, including Benintendi who was selected No. 7 overall by the Boston Red Sox. Third baseman Bobby Wernes improved his slugging percentage by 202 points from the 2014 to 2015 seasons and was selected in the 30th round of the MLB Draft while outfielder Tyler Spoon batted 71 points higher and drove in 17 more runs in 2015. Spoon was picked in the 35th round by the Red Sox.

In his first season at Arkansas in 2014, Vitello made an immediate impact working with the hitters, as the Razorbacks improved their batting average, on base percentage and slugging percentage. Arkansas hitters also saw a boost in total hits, triples, home runs, runs batted in and runs scored.

The offense helped lead Arkansas to its 13th straight NCAA Tournament appearance at the Charlottesville Regional as the Razorbacks advanced to the NCAA Regional Final for the sixth straight season. The 40-win campaign was also the fifth in the last six seasons for Arkansas.

Vitello saw three Razorback hitters selected in the 2014 Major League Baseball First-Year Player Draft, as Brian Anderson (3rd round - Marlins), Eric Fisher (17th round - Marlins) and Tyler Spoon (36th round - A's) were taken, while Anderson and Fisher signed professional contracts.

His second full recruiting class at Arkansas garnered national attention, being ranked No. 1 in the country by Perfect Game USA and No. 4 in the land by Baseball America. The class, which will take the field in 2015, featured 20 players, including 14 true freshmen and six junior college transfers.

Vitello came to Arkansas after spending three seasons as an assistant coach and recruiting coordinator at TCU. Prior to TCU, he was an assistant coach and recruiting coordinator at Missouri for eight years.





In his three years at TCU, Vitello brought in some of the top players in the country and helped the Horned Frogs to two NCAA Tournament appearances, including a Super Regional berth in 2012. The Horned Frogs started seven freshmen recruited by Vitello in the super regional at UCLA. His final recruiting class at TCU was ranked 17th in the country and three student-athletes he signed also played for Team USA. In 2013, 11 newcomers from an 11th-ranked recruiting class saw time on the field for TCU. A pair of Horned Frog freshmen earned freshman All-America honors as Boomer White hit .314 with 27 RBI, while Alex Young was 7-4 with five saves in 22 appearances, 20 in relief. Despite featuring four new faces, TCU's pitching staff ranked in the top 20 in most pitching categories during the 2013 season.

Vitello's 2012 recruiting class was ranked in the top 10 nationally by Baseball America, and the group paid immediate dividends for the Horned Frogs as 16 players made their debut during the 2012 season. Freshman Preston Morrison was named the Mountain West Conference Pitcher and Freshman of the Year and was also tabbed a third-team All-American and a freshman All-American.

Despite the team's youth, the 2012 squad had success on the field, winning the Mountain West Conference regular season and advancing to the super regionals before falling to UCLA. Four Horned Frog hitters earned all-conference accolades and six TCU players were selected in the MLB Draft.

In his first season at TCU in 2011, Vitello worked with a TCU offense that finished the season with a .306 batting average and averaged 6.7 runs per game. The team hit 141 doubles on the season, which ranked fourth all-time in school history. The Horned Frogs finished the season with 43 victories and advanced to the NCAA Regional. Five offensive players earned all-conference honors and four offensive players were selected in the 2011 MLB Draft.

In his eight seasons at Missouri, the Tigers made the postseason seven times. Vitello served as the pitching coach at Missouri, while also working with the team's hitters and serving as the first base coach. Vitello's 2008 recruiting class at Missouri was ranked No. 11 nationally by Baseball America and he had top 25 recruiting classes in three of his final four years at Missouri.

Under Vitello the Tigers' ERA was consistently among the best in the Big 12 Conference, highlighted by a 3.17 mark in 2005 and a 3.36 ERA in 2006. The 2006 ERA led the Big 12 and was 11th best nationally.

In 2009, Kyle Gibson led the Big 12 with 131 strikeouts and ranked second in the league with 11 wins on the season. The 131 strikeouts tied the school record and the 11 wins was second most in Missouri baseball history. Gibson was selected by Minnesota in the first round of the 2009 MLB Draft, joining Aaron Crow as a first-round selection the year before. Gibson finished his career at MU with 28 wins and 304 strikeouts, which both ranked second all-time at Missouri.

Crow, who was first taken ninth in the 2008 MLB Draft, was selected with the 12th overall pick by Kansas City in 2009. In 2008, Crow became the second MU pitcher in four years to be named the Big 12 Pitcher of the Year. Crow, a first-team All-American, was also the recipient of the Clemens Award, which is given to the nation's top collegiate pitcher. He finished 2008 with a 13-0 record, setting a new school record for wins in a season, and had an ERA of 2.85.

During the 2008 season, Crow had a stretch of 43.0 scoreless innings pitched from Feb. 29 - April 11 that was the fourth longest streak in NCAA history. Another member of the Tigers' staff, Ian Berger, put together a string of 36.1 scoreless innings pitched from March 9-29. Crow and Gibson each earned All-Big 12 recognition in 2008 and Gibson was a first-team All-Big 12 selection in 2009.

In 2007, the MU pitching staff ranked fourth in the Big 12 with an ERA of 4.25. That staff included an All-Big 12 first-team selection in Crow and a second-team honoree, Rick Zagone. Zagone earned Big 12 and National Pitcher of the Week honors after throwing a near no-hitter against Kansas State.

In 2006, the MU pitching staff recorded seven shutouts and held opponents to two or fewer runs in 19 of the 63 games. In the NCAA Regional, a pair of freshmen, Zagone and Crow, recorded back-to-back complete game victories, each allowing just one run on six hits as Mizzou went on to claim the Malibu Regional Championship.

Vitello helped mold Max Scherzer into the 11th overall draft pick in the 2006 MLB Draft. Scherzer, the 2005 Big 12 Pitcher of the Year and one of the nation's top pitchers in 2005 and 2006, improved from an ERA of 5.85 as a freshman in 2004 to a dominant 1.86 in his sophomore season, when he led the Big 12 in ERA, strikeouts (131) and opponents' batting average (.163). As a junior, Scherzer had a 2.25 ERA despite fighting injuries much of the season.

During the 2005 season, the Tigers had a stretch of 26 innings without allowing a run from March 14-19 after putting together a 23-scoreless-inning stretch earlier that season. One of the most impressive pitching outings in recent history came against Texas Tech in April of 2005, when Missouri recorded the school's first no-hitter since 1981. In 2006, five Missouri pitchers were taken in the draft with two drafted in the first four rounds.

As recruiting coordinator, Vitello was instrumental in bringing some of the nation's top prospects to Missouri. The 2008 class was ranked among Collegiate Baseball's Top-20 recruiting classes and Baseball America voted the class the 11th best nationally.

Following his playing career and the completion of his management degree at MU, Vitello joined the Missouri coaching staff as a volunteer assistant in 2003. He also completed his course work for his master's degree in business. The following season he was elevated to full-time assistant coach.

During his time as a Tiger assistant coach, Vitello recruited and developed 19 players who were drafted by major league teams, including major leaguers Ian Kinsler, Max Scherzer, Aaron Crow, Kyle Gibson, Nick Tepesch, Doug Mathis and Justin James.

Vitello also served as the associate head coach for the Salina Packers of the California Collegiate League in 2002. The Packers finished 50-14 and earned their first trip to the NBC World Series in Wichita, Kansas.

A three-year letterwinner at Missouri, Vitello earned Academic All-Big 12 Conference honors as a senior and was named to the Big 12 Commissioner's Honor Roll twice.

PERSONAL

Born: Oct. 9, 1978

Alma Mater: Missouri (2002)

COACHING HISTORY

June 2013-Present	Arkansas (Assistant Coach)
2011-2013	TCU (Assistant Coach)
2003-2010	Missouri (Assistant Coach)
2002	Salina Packers (Assistant Coach)

PLAYING HISTORY

2000-2002	Missouri
-----------	----------



40 WES JOHNSON

Assistant Coach • Pitching Coach
1 NCAA Super Regional • 4 NCAA Regionals

Sherwood, Arkansas, Johnson joins Van Horn's staff to help continue a legacy of pitching development built by Jorn.

Known nationally for his player development and ability to increase velocity throughout his staff, Johnson arrives in Fayetteville after serving as the pitching coach last season with Mississippi State. Before that, he spent four years at Dallas Baptist University, helping build the Patriots into a perennial national baseball power.

Combined during his tenure at Dallas Baptist and Mississippi State, Johnson helped his teams advance to four NCAA Regionals and most recently a Super Regional with the Bulldogs, whom he helped win the 2016 SEC Regular Season Championship.

Johnson's track record for development is apparent in the fact that he has had 30 pitchers drafted or sign professional contracts in the last nine years.

Six Mississippi State pitchers were selected in the 2016 MLB Draft. Dakota Hudson was taken in the first round, 34th overall, to the St. Louis Cardinals. The remaining pitchers were each taken in the 20th round or higher. In 2015, while at DBU, Johnson had five pitchers chosen in the first 12 rounds, more than any Southeastern Conference school.

Johnson was one major reason Mississippi State was able to go from worst to first in 2016. After the Bulldogs only totaled eight wins in 2015 and had the highest ERA in the league, Johnson developed MSU's pitching staff into one of the best in the country, helping the team win 44 games, its most since 1997.

Led by Hudson, Mississippi State's team ERA improved by more than a full earned run this year (3.35), while Hudson took home first team All-SEC honors, second team All-America honors from Baseball America and was a semifinalist for the Golden Spikes Award. Hudson led the team with a 9-5 record and a 2.55 ERA with 115 strikeouts this year.

A key component in Dallas Baptist University winning a school-record 46 games in 2015, Johnson helped DBU host its first NCAA Regional and earning the program's highest final ranking in school history. He had three pitchers earn All-America honors and two more earn all-conference accolades from the Missouri Valley Conference.

Arguably, his greatest success story is former DBU righty Brandon Koch, who arrived in Dallas as a shortstop and left as the greatest closer in school history. Working daily with Johnson, Koch went from a 7.20 ERA his freshman year to breaking the school record with a 0.64 ERA in 2014.

That season he and fellow pitcher Paul Voelker earned first-team All-MVC honors, leading the staff to new school records in strikeouts (506) and batting average against (.248), while winning the MVC Tournament and receiving the No. 2 seed in the TCU Regional.

In 2015, Koch shattered the school record with 15.91 strikeouts per nine innings. As a result, the hard-throwing righty earned All-America honors from four different media outlets in his final year with the Patriots, as well as being named an NCBWA Stopper of the Year finalist.

Prior to DBU, Johnson served as the pitching coach at Central Arkansas for three seasons, where his pitchers set Division I school records in ERA, WHIP, strikeouts, opponent batting average and fewest walks. Johnson had five players who were either drafted or signed professionally during his time in Conway.

Sandwiched in between stints at UCA, Johnson mentored pitchers as an assistant at Southern Arkansas, Led by Hayden Simpson, the 16th overall pick in the 2010 MLB Draft, five more of Johnson's pupils were drafted or went pro. In 2009, he helped lead the Muleriders to a 52-11 overall mark after owning a top-10 ERA nationally while setting school records in strikeouts and fewest walks allowed. The 499 strikeouts broke a Gulf South Conference record and were a big reason why USA was ranked No. 1 in the Division II Top-25 for 20 weeks.

Aside from his collegiate coaching experience, Johnson spent four seasons as the head coach of Abundant Life High School in Sherwood, Arkansas. During his tenure there, Johnson guided the Owls to an impressive 102-25 overall record. In his final two campaigns for ALHS, he led the team to two straight state championship games, which resulted in a state championship in 2006 and a runner-up finish in 2007. While coaching high school and American Legion from 1997-2007, 28 players signed an NCAA Letter of Intent. In addition, four players were drafted.

Johnson earned a degree in marketing in December 1994 from the University of Arkansas Monticello. While at DBU, Johnson earned 33 hours working toward his masters in kinesiology. Off the field, he and his wife Angie have three children - Ryan, Anna and Ava.

PERSONAL

Born: Sept. 9, 1971

Alma Mater: Arkansas-Monticello (1994)

Wife: Angie

Children: Ryan, Anna and Ava

COACHING HISTORY

2016-Present	Arkansas (Assistant Coach/Pitching Coach)
2015-16	Mississippi State (Assistant Coach)
2012-2015	Dallas Baptist (Assistant Coach)
2010-2011	Central Arkansas (Assistant Coach)
2009	Southern Arkansas (Assistant Coach)
2007-2008	Central Arkansas (Assistant Coach)
2004-2007	Abundant Life High School (Sherwood, Ark.) (Head Coach)
2003	Arkansas Baptist High School (Assistant Coach)
1997-2002	Sylvan Hills High School (Assistant Coach)

PLAYING HISTORY

1992-1993	Arkansas-Monticello
1991	Texas Wesleyan
1987-1990	Sylvan Hills High School (Sherwood, Ark.)



JOHNSON BY THE NUMBERS

25 Pitchers Drafted into
Major League Baseball

10 Pitchers drafted in top-
10 rounds of MLB Draft

8 All-Conference Players

4 All-Americans

2 Conference Titles





CLAY GOODWIN

Director of Baseball Operations
10th Season • Arkansas (2005)

Clay Goodwin is entering his 10th season with the Arkansas coaching staff as its Director of Baseball Operations.

In his capacity as the Director of Baseball Operations, Goodwin coordinates many of the behind-the-scenes aspects of the Razorback baseball program as he works in conjunction with the Arkansas coaching staff.

Prior to his appointment to Director of Operations, Goodwin spent the 2006 season as the Razorbacks' fifth-year student assistant coach. He assisted the UA coaching staff with practices, day-to-day administrative duties and game day activities. He then served as a team manager for Arkansas during the 2007 season.

Goodwin was an outstanding player for the Razorbacks over four seasons and his name is littered throughout the Arkansas record book. An excellent defensive third baseman, he was also known to have an effective bat as he finished his career with a .297 average, 49 doubles, 12 home runs and 127 RBI. At the conclusion of his four years, he ranked eighth in career at bats (750), tied for ninth in career hits (223) and tied for fifth in career singles (157). Goodwin appeared in 202 games as a Razorback, making 193 starts.

Goodwin was born on Oct. 1, 1981, and graduated from the University of Arkansas in May of 2005 with a degree in kinesiology. He completed his master's degree in the fall of 2006 at the University of Arkansas in workforce development.

Goodwin is married to the former Jill Johnson. They have one daughter, Caroline (5), and one son, Gage (2).



The Goodwin Family (L to R): Jill, Caroline, Clay, and Gage



14 JOSH ELANDER

Volunteer Assistant Coach
1st Season • TCU (2016)

Former sixth round draft pick and freshman All-American catcher Josh Elander enters his first season as volunteer assistant coach for the Razorback baseball team.

Elander played for TCU from 2010-12 and spent four seasons in professional baseball after being drafted in 2012 by the Atlanta Braves. Elander was part of the same TCU teams that current Arkansas assistant coach Tony Vitello helped guide to the NCAA Regionals in 2011 and the Super Regionals in 2012.

Elander put together a solid three-year career for the Horned Frogs, garnering freshman All-America honors in 2010 and second-team all-conference honors as a junior. As well as excelling on the field, Elander shined in the classroom as a three-time academic all-conference performer.

Last season, Elander returned to TCU as a student assistant and was able to complete his degree in communications while helping guide TCU to its third-straight College World Series as a member of NCBWA National Coach of the Year Jim Schlossnagle's staff.

Elander burst onto the college scene as a freshman on the 2010 College World Series team for TCU. He tallied 69 hits, including 16 doubles, four triples and two home runs en route to hitting .356 in 59 games played. Elander tallied 33 RBIs and was successful in stealing 11-of-19 bases.

As a sophomore, Elander took over the catching duties and started 48 games. He hit .333 with 11 doubles, 2 triples and 5 home runs while driving in 38 runs. His solid season helped him join an elite group of Horned Frogs as he earned a spot on the 2011 USA Baseball Collegiate National Team.

In his final campaign in the Purple and White, Elander was the only TCU player to start all 62 games as the Horned Frogs won their first-ever road NCAA Regional. He hit safely in all five games of the NCAA College Station Regional, earning a spot on the All-Regional team. Elander hit .314 on the year with a career-high 70 hits, 11 home runs and 43 RBIs.

For his career, Elander was a .333 hitter in 169 games played. He tallied 39 doubles, 7 triples, 18 home runs and 114 RBIs. Elander was successful in 34 of 49 career stolen base attempts and posted a .985 fielding percentage.

He spent parts of four seasons playing minor league baseball with the Atlanta Braves and the Arizona Diamondbacks and he was named the 2013 Atlanta Braves Minor League Player of the Year. That season, he hit .293 with 15 home runs and 93 RBIs in 135 games played. For his professional career, Elander hit .273 in 222 games and collected 21 home runs with 135 RBIs.

Elander is married to the former Brittany Cedeño.





1 RICK NOMURA

**Student Assistant Coach
1st Season**

Rick Nomura is entering his first season on the Arkansas coaching staff as a student assistant after playing two seasons for the Razorbacks.


A fan favorite at second base, Nomura, a Hawaii-native, transferred to Arkansas from Alvin Community College. He went on to play in 111 games in a Razorback uniform, starting 102, and had a career batting average of .285.

Nomura was nothing but consistent with the bat over his two years as a Hog. His career-high of a .298 average came in Arkansas' magical 2015 season as he helped the Hogs to their eighth College World Series.

Last season (2016), Nomura batted .272 with 53 hits, 14 doubles, four home runs and 28 RBIs. He tied the team high with 41 runs scored and led the squad in doubles.

He posted a career-high four hits against Western Illinois and a career-high five RBI against Gonzaga in the same week. He also hit a go-ahead home run in the eighth inning against Alabama on Senior Weekend, his final home run as a Hog.

Nomura is from Waipahu, Hawaii and is finishing his degree in kinesiology.



MIKE STROUHAL

**Strength and Conditioning Coach
14th Season • University of Saint Mary (2003)**

Mike Strouhal is entering his 14th season with the Razorback baseball program as the team's strength and conditioning coach.

A native of Kansas City, Kan., Strouhal is a 2003 graduate of the University of Saint Mary in Leavenworth, Kan., with a bachelor's degree in sports management and coaching.

While at Saint Mary, he started four years in baseball, three years in football and began his coaching career as a strength and conditioning coach.

Strouhal is certified through the NSCA and USAW. He has overseen the development of gymnastics, baseball, freshman football, men's track sprinters and jumpers, softball, and men's tennis. He has assisted with football, men's and women's basketball, soccer, and volleyball, and directed an internship program.

Strouhal is married to the former Allison May and they reside in Fayetteville.



41 CULLEN GASSAWAY

**Student Assistant Coach
1st Season**

Cullen Gassaway is entering his first season on the Arkansas coaching staff as a student assistant after playing two seasons for the Razorbacks.

Gassaway, a native of Bedford, Texas, was a transfer from Blinn Junior College. He went on to play in 66 games in a Razorback uniform, starting 54, and had a career batting average of .287.

Gassaway helped the Razorbacks earn a trip to Omaha in 2015, playing in 24 games with 15 starts as a designated hitter and first baseman.

He finished his junior season with six multi-hit games after hitting .283 with three doubles and three home runs.

Last year, Gassaway became Arkansas' primary first baseman as he played in 42 games, starting 39. He saw an uptick in his average to .289 with seven doubles, one triple and 24 RBIs.

In conference play, Gassaway was even better, leading the team with a .303 average, 23 hits, six doubles and 10 RBIs.

He finished the year with 10 multi-hit games and four multi-RBI games, as well as providing the walk-off game winner in the series finale against Eastern Illinois to secure the series victory against the Panthers.

-- 2017 TEAM MANAGERS --



ZACH BARR




CALE PETRIE



MICHAEL MCCANN



HAYDEN SUTTON



COREY WOOD

Athletic Trainer
6th Season • East Carolina (2008)

Corey Wood is entering his sixth season with the Razorback baseball program as the team's athletic trainer.

Wood joined Razorbacks as part of the athletic training staff in June 2011. He spent the previous two years working with Wichita State as a graduate assistant trainer.

While working with WSU's baseball team, he was responsible for the Shockers' day-to-day injury prevention and rehabilitation. Wood also served as the host athletic trainer for the 2011 Missouri Valley Conference baseball tournament and was an intern for the WSU strength and conditioning staff for a year.

Prior to WSU, Wood worked as an intern with the Cleveland Indians through their spring training in 2009. He also directed the aquatic therapy sessions as well as oversaw the strength activities of the year.

Wood earned his bachelor's degree from East Carolina University in May of 2008 and his master's degree in May of 2011 from Wichita State.

Wood is married to the former Laura Mosley.



KELLY MOORE


Administrative Assistant
14th Season • Arkansas (2004)

Kelly Moore is in her 14th season working for head coach Dave Van Horn in the Arkansas baseball office and 15th year working for the University of Arkansas athletic department.

Her duties include coordinating team travel, administration of the equipment budget, organizing recruiting databases, and the day-to-day operations of the baseball office.

A native of Fort Smith, Arkansas, Moore also serves as the coordinator for the successful Razorback Baseball Camps.

Moore holds a bachelor's degree in adult education from the University of Arkansas and is married to Max Moore, a native of Fayetteville, Arkansas. The couple has three children, Maddux (9), Addi Grace (7), and Sawyer (4).



Numerical Roster

No.	Player	Pos.	B/T	Yr.	Ht.	Wt.	Hometown/Previous School
3	Jared Gates	INF	L/R	Jr	6-0	190	Wichita, Kan. / Wichita Northwest HS / Iowa West. CC
4	Matt Burch	INF	L/R	Fr	5-8	175	Gurnee, Ill. / Warren Township HS
5	Cody Scroggins	RHP	R/R	So	6-0	185	Bentonville, Ark. / Bentonville HS
6	Hunter Wilson	INF	L/R	Jr	5-10	170	Spiro, Okla. / Spiro HS / Stephen F. Austin / Eastern Ok. St. JC
7	Jack Kenley	INF	L/R	Fr	6-0	180	Germantown, Tenn. / Houston HS
8	Eric Cole	OF	S/R	So	5-11	195	Southlake, Texas / Southlake Carroll HS
9	Jax Biggers	INF	L/R	So	5-11	175	Missouri City, Texas / Ridge Point HS / Cisco JC
10	Josh Alberius	RHP	R/R	R-Sr	5-11	180	Little Rock, Ark. / Little Rock Christian Academy
11	Keaton McKinney	RHP	R/R	Jr	6-5	225	Ankeny, Iowa / Centennial HS
12	Alex Ronnebaum	INF	L/R	Fr	6-4	195	Overland Park, Kan. / Blue Valley West HS
13	Jordan McFarland	INF/OF	R/R	Fr	6-3	220	Waterloo, Ill. / Waterloo HS
15	Jake Arledge	OF	R/R	Sr	5-9	180	Huntington Beach, Calif. / Panola JC
16	Blaine Knight	RHP	R/R	So	6-3	165	Bryant, Ark. / Bryant HS
17	Luke Bonfield	OF	R/R	Jr	6-3	215	Skillman, N.J. / IMG Academy
18	Anthony Dahl	RHP	R/R	So	6-4	200	Angleton, Texas / Brazoswood HS
20	Carson Shaddy	3B/C/OF	R/R	R-Jr	5-11	185	Fayetteville, Ark. / Fayetteville HS
21	Kacey Murphy	LHP	L/L	So	6-0	190	Rogers, Ark. / Rogers Heritage HS
24	Chad Spanberger	INF/OF	L/R	Jr	6-3	240	Granite City, Ill. / Granite City HS
25	Dominic Taccolini	RHP	R/R	Sr	6-3	220	Sugar Land, Texas / Kempner HS
27	Evan Lee	LHP/OF	R/L	Fr	6-2	190	Bryant, Ark. / Bryant HS
28	Dominic Fletcher	OF	L/L	Fr	5-9	175	Cypress, Calif. / Cypress HS
29	Angus Denton	RHP	R/R	Fr	5-11	160	Beebe, Ark. / Beebe HS
30	Brenden Heiss	RHP	R/R	Fr	6-1	190	Algonquin, Ill. / Jacobs HS
32	Matt Cronin	LHP	L/L	Fr	6-2	190	Navarre, Fla. / Navarre HS
33	Grant Koch	C	R/R	So	6-0	195	Fayetteville, Ark. / Fayetteville HS
34	Jake Reindl	RHP	R/R	So	6-1	200	Fayetteville Ark. / Shiloh Christian
35	Jacob Kostyshock	RHP	R/R	Fr	6-4	175	O'Fallon, Mo. / Francis Howell HS
36	Cannon Chadwick	RHP	R/R	Sr	6-0	195	Paris, Texas / Paris Junior College
37	Weston Rogers	LHP	L/L	So	6-4	215	Springdale, Ark. / Har-Ber HS
38	Jordan Rodriguez	LHP	L/L	Sr	5-11	190	Houston, Texas / Alvin CC
39	Dylan Thompson	LHP	L/L	Fr	6-3	195	Little Rock, Ark. / Catholic HS
42	Jaxon Williams	INF	R/R	Fr	5-8	165	Rosenberg, Texas / B.F. Terry HS
43	Sammy Blair	OF	R/R	Fr	5-9	175	Navasota, Texas / Navasota HS
44	Alex Gosser	C	L/R	Sr	6-0	215	North Little Rock, Ark. / North Little Rock HS
45	Kevin Kopps	RHP	R/R	R-Fr	6-0	195	Sugar Land, Texas / George Ranch HS
46	Barrett Loseke	RHP	R/R	So	6-0	180	Tulsa, Okla. / Jenks HS
48	Trevor Stephan	RHP	R/R	Jr	6-5	225	Magnolia, Texas / Magnolia West HS / Hill College
49	Harrison Heffley	LHP	L/L	Fr	6-3	180	Rogers, Ark. / Rogers HS
50	Ben Bailey	C	L/R	Fr	5-10	180	North Little Rock, Ark. / North Little Rock HS
51	Lucas Krull	LHP	L/L	Fr	6-7	242	Shawnee, Kan. / Mill Valley HS
52	Jackson Rutledge	LHP	L/L	Fr	6-4	180	Benton, La. / Benton HS
53	Noah Miller	RHP	R/R	Fr	6-4	180	Van Buren, Ark. / Van Buren HS
54	Zack Plunkett	RHP/C	R/R	Jr	6-2	205	Hurst, Texas / TCU / L.D. Bell HS
55	Isaiah Campbell	RHP	R/R	So	6-4	220	Olathe, Kan. / Olathe South HS

Coaches and Support Staff

Head Coach:	2 Dave Van Horn, 15th Season (Arkansas, 1988)
Assistant Coach:	22 Tony Vitello, 4th Season (Missouri, 2002)
Assistant Coach:	40 Wes Johnson 1st Season (Arkansas-Monticello 1994)
Volunteer Assistant Coach:	14 Josh Elander, 1st Season (TCU, 2016)
Student Asst. Coaches:	1 Rick Nomura, 1st Season; 41 Cullen Gassaway, 1st Season
Director of Operations:	Clay Goodwin, 10th Season (Arkansas, 2005)
Athletic Trainer:	Corey Wood (East Carolina, 2008)
Strength & Conditioning	Mike Strouhal (University of Saint Mary, 2003)
Managers:	Michael McCann, Hayden Sutton, Zach Barr, Cale Petrie

Pronunciation Guide

Josh Alberius	al-BEER-ee-us	Carson Shaddy	shad-EE
Grant Koch	Cook	Dominic Taccolini	Dom-i-nick Tac-O-Lee-nee
Brenden Heiss	HIGH-sss	Josh Elander	EE-Lander
Jacob Kostyshock	COST-ee-shock	Tony Vitello	VIE-tell-oh
Barrett Loseke	LOW-ski		
Rick Nomura	NO-mura		
Jake Reindl	RINE-dull		
Alex Ronnebaum	Ronnie-Baum		

Roster Breakdown

ALPHABETICAL

No.	Name	Pos.
10	Josh Alberius	INF/RHP
15	Jake Arledge	OF
50	Ben Bailey	C
9	Jax Biggers	INF
43	Sammy Blair	OF
17	Luke Bonfield	OF
4	Matt Burch	INF
55	Isaiah Campbell	RHP
36	Cannon Chadwick	RHP
8	Eric Cole	OF
32	Matt Cronin	LHP
18	Anthony Dahl	RHP
29	Angus Denton	RHP
28	Dominic Fletcher	OF
3	Jared Gates	INF
44	Alex Gosser	C
49	Harrison Heffley	LHP
30	Brenden Heiss	RHP
7	Jack Kenley	INF
16	Blaine Knight	RHP
33	Grant Koch	C
45	Kevin Kopps	RHP
35	Jacob Kostyshock	RHP
51	Lucas Krull	LHP
27	Evan Lee	LHP/OF
46	Barrett Loseke	RHP
13	Jordan McFarland	INF/OF
11	Keaton McKinney	RHP
53	Noah Miller	RHP
21	Kacey Murphy	LHP
54	Zach Plunkett	RHP/C
34	Jake Reindl	RHP
38	Jordan Rodriguez	LHP
37	Weston Rogers	LHP
12	Alex Ronnebaum	INF
52	Jackson Rutledge	LHP
5	Cody Scroggins	RHP
20	Carson Shaddy	C/INF/OF
24	Chad Spanberger	INF/OF
48	Trevor Stephan	RHP
25	Dominic Taccolini	RHP
39	Dylan Thompson	LHP
42	Jaxon Williams	INF
6	Hunter Wilson	INF


BY CLASS

No.	Name	Cl.
50	Ben Bailey (18)	Fr.
43	Sammy Blair	Fr.
4	Matt Burch	Fr.
32	Matt Cronin	Fr.
29	Angus Denton	Fr.
28	Dominic Fletcher	Fr.
30	Brenden Heiss	Fr.
49	Harrison Heffley	Fr.
7	Jack Kenley	Fr.
35	Jacob Kostyshock	Fr.
51	Lucas Krull	Fr.
27	Evan Lee	Fr.
13	Jordan McFarland	Fr.
53	Noah Miller	Fr.
12	Alex Ronnebaum	Fr.
52	Jackson Rutledge	Fr.
39	Dylan Thompson	Fr.
42	Jaxon Williams	Fr.
45	Kevin Kopps (1)	R-Fr.
9	Jax Biggers (11)	So.
55	Isaiah Campbell	So.
8	Eric Cole	So.
18	Anthony Dahl	So.
16	Blaine Knight	So.
33	Grant Koch	So.
46	Barrett Loseke	So.
21	Kacey Murphy	So.
34	Jake Reindl	So.
37	Weston Rogers	So.
5	Cody Scroggins	So.
3	Jared Gates (7)	Jr.
6	Hunter Wilson	Jr.
11	Keaton McKinney	Jr.
17	Luke Bonfield	Jr.
24	Chad Spanberger	Jr.
48	Trevor Stephan	Jr.
54	Zach Plunkett	Jr.
20	Carson Shaddy (1)	R-Jr.
15	Jake Arledge (5)	Sr.
25	Dominic Taccolini	Sr.
36	Cannon Chadwick	Sr.
38	Jordan Rodriguez	Sr.
44	Alex Gosser	Sr.
10	Josh Alberius (1)	R-Sr.

BY POSITION

No.	Name	Pos.
50	Ben Bailey (5)	C
44	Alex Gosser	C
33	Grant Koch	C
54	Zach Plunkett	C/RHP
20	Carson Shaddy	C/INF/OF
9	Jax Biggers (9)	INF
4	Matt Burch	INF
7	Jack Kenley	INF
13	Jordan McFarland	INF/OF
12	Alex Ronnebaum	INF
24	Chad Spanberger	INF/OF
20	Carson Shaddy	C/INF/OF
42	Jaxon Williams	INF
6	Hunter Wilson	INF
15	Jake Arledge (9)	OF
43	Sammy Blair	OF
17	Luke Bonfield	OF
8	Eric Cole	OF
28	Dominic Fletcher	OF
27	Evan Lee	LHP/OF
13	Jordan McFarland	INF/OF
20	Carson Shaddy	C/INF/OF
24	Chad Spanberger	INF/OF
32	Matt Cronin (9)	LHP
49	Harrison Heffley	LHP
51	Lucas Krull	LHP
27	Evan Lee	LHP/OF
21	Kacey Murphy	LHP
38	Jordan Rodriguez	LHP
37	Weston Rogers	LHP
52	Jackson Rutledge	LHP
39	Dylan Thompson	LHP
10	Josh Alberius (17)	RHP
55	Isaiah Campbell	RHP
36	Cannon Chadwick	RHP
18	Anthony Dahl	RHP
29	Angus Denton	RHP
30	Brenden Heiss	RHP
16	Blaine Knight	RHP
45	Kevin Kopps	RHP
35	Jacob Kostyshock	RHP
46	Barrett Loseke	RHP
11	Keaton McKinney	RHP
53	Noah Miller	RHP
54	Zach Plunkett	C/RHP
34	Jake Reindl	RHP
5	Cody Scroggins	RHP
48	Trevor Stephan	RHP
25	Dominic Taccolini	RHP

PLAYERS BY STATE



TV/Radio Roster




JARED GATES
Jr. • 6-0 • 190 • L/R
INF • Wichita, Kan.



MATT BURCH
Fr. • 5-8 • 175 • L/R
INF • Gurnee, Ill.




CODY SCROGGINS
So. • 6-0 • 185 • R/R
RHP • Bentonville, Ark.




HUNTER WILSON
Jr. • 5-10 • 170 • L/R
INF • Spiro, Okla.



JACK KENLEY
Fr. • 6-0 • 180 • L/R
INF • Germantown, Tenn.



ERIC COLE
So. • 5-11 • 195 • S/R
OF • Southlake, Texas




JAX BIGGERS
So. • 5-11 • 175 • L/R
INF • Missouri City, Texas



JOSH ALBERIUS
R-Sr. • 5-11 • 180 • R/R
RHP • Little Rock, Ark.



KEATON MCKINNEY
Jr. • 6-5 • 225 • R/R
RHP • Ankeny, Iowa




ALEX RONNEBAUM
Fr. • 6-4 • 195 • L/R
INF • Overland Park, Kan.




JORDAN MCFARLAND
Fr. • 6-3 • 220 • R/R
INF/OF • Waterloo, Ill.



JAKE ARLEDGE
Sr. • 5-9 • 180 • R/R
OF • Huntington Beach, Calif.



BLAINE KNIGHT
So. • 6-3 • 165 • R/R
RHP • Bryant, Ark.



LUKE BONFIELD
Jr. • 6-3 • 215 • R/R
OF • Skillman, N.J.




ANTHONY DAHL
So. • 6-4 • 200 • R/R
RHP • Angleton, Texas



CARSON SHADDY
R-Jr. • 5-11 • 185 • R/R
3B/C/OF • Fayetteville, Ark.



KACEY MURPHY
So. • 6-0 • 190 • L/L
LHP • Rogers, Ark.



CHAD SPANBERGER
Jr. • 6-3 • 240 • L/R
INF/OF • Granite City, Ill.



DOMINIC TACCOLINI
Sr. • 6-3 • 220 • R/R
RHP • Sugar Land, Texas




EVAN LEE
Fr. • 6-2 • 190 • L/L
LHP/OF • Bryant, Ark.



DOMINIC FLETCHER
Fr. • 5-9 • 175 • L/L
OF • Cypress, Calif.



ANGUS DENTON
Fr. • 5-11 • 160 • R/R
RHP • Beebe, Ark.



BRENDEN HEISS
Fr. • 6-1 • 190 • R/R
RHP • Algonquin, Ill.




MATT CRONIN
Fr. • 6-2 • 190 • L/L
LHP • Navarre, Fla.




GRANT KOCH
So. • 6-0 • 195 • R/R
C • Fayetteville, Ark.



JAKE REINDL
So. • 6-1 • 200 • R/R
RHP • Fayetteville, Ark.




JACOB KOSTYSHOCK
Fr. • 6-4 • 175 • R/R
RHP • O'Fallon, Mo.



CANNON CHADWICK
Sr. • 6-0 • 195 • R/R
RHP • Paris, Texas




WESTON ROGERS
So. • 6-4 • 215 • L/L
LHP • Springdale, Ark.



JORDAN RODRIGUEZ
Sr. • 5-11 • 190 • L/L
LHP • Houston, Texas




DYLAN THOMPSON
Fr. • 6-3 • 195 • L/L
LHP • Little Rock, Ark.




JAXON WILLIAMS
Fr. • 5-8 • 165 • R/R
INF • Rosenberg, Texas




SAMMY BLAIR
Fr. • 5-9 • 175 • R/R
OF • Navasota, Texas



ALEX GOSSER
Sr. • 6-0 • 215 • L/R
C • North Little Rock, Ark.



KEVIN KOPPS
R-Fr. • 6-0 • 195 • R/R
RHP • Sugar Land, Texas




BARRETT LOSEKE
So. • 6-0 • 180 • R/R
RHP • Tulsa, Okla.



TREVOR STEPHAN
Jr. • 6-5 • 225 • R/R
RHP • Magnolia, Texas




HARRISON HEFFLEY
Fr. • 6-3 • 180 • L/L
LHP • Rogers, Ark.



BEN BAILEY
Fr. • 5-10 • 180 • L/R
C • North Little Rock, Ark.



LUCAS KRULL
Fr. • 6-7 • 242 • L/L
LHP • Shawnee, Kan.




JACKSON RUTLEDGE
Fr. • 6-4 • 180 • L/L
LHP • Benton, La.



NOAH MILLER
Fr. • 6-4 • 180 • R/R
RHP • Van Buren, Ark.



ISAIAH CAMPBELL
So. • 6-4 • 220 • R/R
RHP • Olathe, Kan.



DAVE VAN HORN
Head Coach
15th Season



TONY VITELLO
Assistant Coach
4th Season



WES JOHNSON
Assistant Coach
1st Season



10 JOSH ALBERIUS

RHP • R/R • 5-11 • 180 • R-Senior

Little Rock, Ark. • Little Rock Christian Academy

As a Redshirt Junior (2016)

Was one of Arkansas' most effective pitchers out of the bullpen ... Posted a 3-1 record in a career-high 25 appearances for a 3.90 ERA ... Doubled his strikeout total from 2015 with 40 punchouts in 32.1 innings of work, giving up just 14 earned runs and 11 walks ... Strikeout total was the fourth-highest on the team ... Tied for most appearances in SEC play (13), going 16.2 innings ... Compiled a 2.70 ERA in the SEC, good for the lowest ERA out of any Razorback with 10 or more appearances ... Did not allow an earned run in 14 of first 15 relief appearances ... Allowed only three runs over his first 15 appearances ... Equaled a career-high of 4.0 innings vs. Missouri (April 1), recording three strikeouts ... Tallied a career-high five strikeouts vs. Auburn (March 25) in a 3-2 victory.

As a Redshirt Sophomore (2015)

Converted to a pitcher for the 2015 season and made 22 appearances on the mound with a 1-2 record and 3.77 earned run average ... Posted 20 strikeouts in 31.0 innings of work and added one save ... Did not allow a run in 13 of his 22 appearances ... Tallied a season-high three strikeouts against Gonzaga (March 10), Memphis (March 24) and Mississippi Valley State (April 7) ... Earned his first win against Eastern Illinois (March 2), working 3.0 hitless innings with two strikeouts ... Recorded a save against Oral Roberts at the NCAA Stillwater Regional.

As a Redshirt Freshman (2014)

Appeared in 12 games and recorded a .125 batting average in 16 at bats ... Came on in relief in the SEC Tournament and produced two RBI against No. 10 Ole Miss, including a single in the 8th inning to plate the tying run and make it 8-8 in a game Arkansas trailed 6-0 ... Made his first start in the SEC Tournament against No. 8 LSU in the semifinal round ... Scored the winning in 4-3 walk-off victory in 10 innings against Auburn on April 15 ... Made diving catch into stands on March 19 that landed on SportsCenter's #SCTop10 plays of the day at No. 9 ... Made his collegiate debut in the season-opening win against Appalachian State.

As a Freshman (2013)

Alberius redshirted the 2013 season.

Little Rock Christian Academy

Earned all-state recognition twice in his high school career and was a four-time all-conference honoree ... Selected to the All-Arkansas team by the Arkansas Democrat-Gazette ... Twice named to the central U.S. super regional team by the National Christian School Athletic Association ... Selected to play in the 2012 Arkansas High School Coaches Association All-Star Game ... Also played basketball, football and golf at Little Rock Christian.

Personal

Son of Randy and Lisa Alberius ... Has two brothers, Nate and Cole ... Crop, soil, and water science major.

Josh Alberius Career Stats

Year	ERA	W	L	App	GS	CG	SHO	CBO	SV	IP	H	R	ER	BB	SO	2B	3B	HR	BF	B/Avg	WP	HBP	BK	SFA	SHA	PO	A	E	FLD%
2014	0.00	0	0	1	0	0	0	0	0	0.2	0	0	0	0	0	0	0	0	2	.000	0	0	0	0	0	5	11	2	.889
2015	3.77	1	2	22	0	0	0	0	1	31.0	31	14	13	10	20	7	1	2	133	.263	3	1	0	1	3	2	8	0	1.000
2016	3.90	3	1	25	0	0	0	2	0	32.1	38	18	14	11	40	9	2	4	145	.302	2	4	0	1	2	1	3	0	1.000
TOTAL	3.80	4	3	48	0	0	0	2	1	64.0	69	32	27	21	60	16	3	6	280	.280	5	5	0	2	5	8	22	2	.938

Josh Alberius Career SEC Stats

Year	ERA	W	L	App	GS	CG	SHO	CBO	SV	IP	H	R	ER	BB	SO	2B	3B	HR	BF	B/Avg	WP	HBP	BK	SFA	SHA	PO	A	E	FLD%
2014	0.00	0	0	1	0	0	0	0	0	0.2	0	0	0	0	0	0	0	0	2	.000	0	0	0	0	0	2	0	0	1.000
2015	2.08	0	1	7	0	0	0	0	0	8.2	7	2	2	3	3	1	1	0	35	.241	1	0	0	1	2	2	3	0	1.000
2016	2.70	1	1	13	0	0	0	0	0	16.2	20	9	5	6	19	8	0	2	73	.317	1	1	0	1	2	1	3	0	1.000
TOTAL	2.42	1	2	21	0	0	0	0	0	26.0	27	11	7	9	22	9	1	2	110	.287	2	1	0	2	4	5	6	0	1.000





15 JAKE ARLEDGE

OF • R/R • 5-9 • 180 • Senior
Huntington Beach, Calif. • Panola JC

As a Junior (2016)

Played in 40 games, starting 28 in the outfield ... Hit .245 with 28 runs scored, 26 hits, six being doubles, two home runs and 11 RBI ... Added a team-best three triples ... Was a perfect 7-for-7 in stolen bases, good for the most on the team ... First career hit as a Razorback was a triple against Central Michigan (Feb. 19) ... Made first career start the next day against the Chippewas (Feb. 20) ... Had a season-high three hits in a game twice during season vs. Mississippi Valley State (Feb. 24) and Eastern Illinois (March 5) ... Also scored season-high four runs in both games ... Drove in three runs against Eastern Illinois as part of 3-for-6 game with two home runs ... Was one of three Razorback players (Carson Shaddy, Michael Bernal) to have a multi-home run game.

Panola JC (2015)

Played for head coach Todd Shelton ... Appeared in 46 games for the Ponies last season ... Batted .399 with 71 hits, including 13 doubles, six triples and three homeruns ... Boasted an OPS of 1.073 over 208 plate appearances ... Ranked seventh in the NJCAA with 37 stolen bases in 42 attempts.

High School

Played for head coach Bob Marshall ... CIF Division I runner-up as a senior ... Hit .392 as a senior with one home run and eight stolen bases ... Also played basketball ... Most memorable athletic moment was playing at Dodger Stadium for the CIF finals.

Personal

Born on Aug. 31, 1994 ... Son of Andrew and Donna Arledge ... Has one brother, Matthew ... Has one sister, Carlee ... His aunt, Sam Compton, played softball at UCLA ... Is 25 percent Japanese ... Business management major.

Jake Arledge Career Stats (at Arkansas)

Year	Avg	GP	GS	AB	R	H	2B	3B	HR	RBI	TB	SLG%	BB	HBP	SO	GDP	OB%	SF	SH	SB	ATT	PO	A	E	FLD%
2016	.245	40	28	106	28	26	6	3	2	11	44	.415	21	6	27	2	.393	2	1	7	7	42	3	0	1.000
TOTAL	.245	40	28	106	28	26	6	3	2	11	44	.415	21	6	27	2	.393	2	1	7	7	42	3	0	1.000

Jake Arledge Career SEC Stats

Year	Avg	GP	GS	AB	R	H	2B	3B	HR	RBI	TB	SLG%	BB	HBP	SO	GDP	OB%	SF	SH	SB	ATT	PO	A	E	FLD%
2016	.245	40	28	106	28	26	6	3	2	11	44	.415	21	6	27	2	.393	2	1	7	7	42	3	0	1.000
TOTAL	.245	40	28	106	28	26	6	3	2	11	44	.415	21	6	27	2	.393	2	1	7	7	42	3	0	1.000





17 LUKE BONFIELD

OF • R/R • 6-3 • 215 • Junior

Skillman, N.J. • IMG Academy

As a Sophomore (2016)

Started 48 of 49 games played as the team's primary left fielder ... Hit .304 with 52 hits, team-best eight home runs and 39 RBI ... One of two Razorbacks to hit over .300 and his 39 RBI were also a team-high ... All offensive totals were new career-bests ... Produced a .509 slugging percentage and walked 26 times for a team-leading .402 on-base percentage ... Made only one error in the field for a .977 fielding percentage ... Hit his first career home run vs. Central Michigan (Feb. 21), a three-run homer ... Set single-game career-highs in hits, runs, RBI and walks ... Had a career-high three hits three different times against Mississippi Valley State (Feb. 23), Western Illinois (March 12) and ULM (April 12) ... Three hits against Mississippi Valley State also included four runs scored and five RBI, all career-highs ... Notched 14 multi-hit games and nine multi-RBI games ... Had a season-long eight-game hitting streak running from game three against Missouri (April 3) through game two vs. No. 2 Florida (April 15) ... During the eight-game streak, he went 13-for-33 (.394) with five RBI, two home runs and five runs scored.

As a Freshman (2015)

Saw action in 28 games during the 2015 season, hitting .177 with one double and seven runs batted in ... Recorded his first collegiate hit in the season-opener against North Dakota (Feb. 13) ... Tallied his first RBI against Gonzaga (March 10) ... Scored a season-high two runs against Stephen F. Austin (April 15) ... Recorded his only multi-RBI game of the year on the road at No. 1 Texas A&M, helping Arkansas secure a series win against the top-ranked Aggies ... Had a season-high three walks against Stephen F. Austin (April 15) ... Recorded a hit and scored a run in his only plate appearance in the NCAA Fayetteville Super Regional against Missouri State (June 5).

IMG Academy (FL)

Ranked as the 57th-best recruit nationally and the third-best recruit in the state of New Jersey according to Perfect Game ... Named a Perfect Game Preseason First Team All-American in 2014 ... Named Northeast All-Region first team ... Named to the Perfect Game Florida All-State Team in 2014 and a Perfect Game state of Florida top hitter in 2014 ... Hit .379 with three home runs and 19 RBI in 2014 in 24 games played ... Ranked 187th nationally and a top five prospect who got away in the 2014 MLB Draft by Baseball America ... Ranked as a top five college summer league player and ranked No. 2 top prospect in 2014 by FCBL.

Immaculata High School (NJ)

Named a 2012 and 2013 honorable mention preseason high school underclassmen All-American by Perfect Game ... Earned second team all-area honors from The Courier News and was named first team All-Somerset County in 2013 ... Finished his junior season with a .431 batting average, five home runs and 35 RBI ... Selected to the All-Tournament Team at the 2013 WWBA Tournament in Jupiter, Fla. ... Attended the 2011 Perfect Game National Underclass Showcase Main Event ... In 2011, hit .260 with 12 RBI and two home runs ... Attended the 2012 Perfect Game Midwest Underclass Showcase ... Named all-county/conference second team ... Hit .365 with 18 RBI and three home runs in 2012 ... Hit .431 with five home runs and 35 RBI in 2013 ... Attended the 2013 Perfect Game National Showcase ... Played his summer baseball with the Atlanta Blue Jays, coached by Anthony Dye.

In the Draft

2014- New York Mets, 21st round (625 overall)

Personal

Son of Dave and Susan Bonfield ... Has one sister, Caroline ... Recreation and sport management major.

Luke Bonfield Career Stats

Year	Avg	GP	GS	AB	R	H	2B	3B	HR	RBI	TB	SLG%	BB	HBP	SO	GDP	OB%	SF	SH	SB	ATT	PO	A	E	FLD%
2015	.177	28	17	62	11	11	1	0	0	7	12	.194	16	0	18	1	.346	0	0	0	0	4	0	0	1.000
2016	.304	49	48	171	29	52	11	0	8	39	87	.509	26	4	41	4	.402	3	0	0	2	42	0	1	.977
TOTAL	.270	77	65	233	40	63	12	0	8	46	99	.425	42	4	59	5	.387	3	0	0	2	46	0	1	.979

Luke Bonfield Career SEC Stats

Year	Avg	GP	GS	AB	R	H	2B	3B	HR	RBI	TB	SLG%	BB	HBP	SO	GDP	OB%	SF	SH	SB	ATT	PO	A	E	FLD%
2015	.133	12	8	30	4	4	0	0	0	5	4	.133	5	0	3	0	.250	0	0	0	0	0	0	0	.000
2016	.262	29	28	103	13	27	3	0	4	16	42	.408	17	0	26	3	.367	0	0	0	1	31	0	1	.969
TOTAL	.270	41	36	133	17	31	3	0	4	21	46	.346	22	0	29	3	.342	0	0	0	1	31	0	1	.969





55 ISAIAH CAMPBELL

RHP • R/R • 6-4 • 220 • Sophomore
Olathe, Kan. • Olathe South HS

As a Freshman (2016)

Made six starts in 13 appearances ... Recorded 23 strikeouts in 31.2 innings of work, while going 3-1 with a 3.69 ERA ... His 31.2 innings were the fifth-most on the team and he tied for second in wins ... Recorded first career start, strikeout and win against Mississippi Valley State (Feb. 23), going 2.0 innings in a 21-4 victory ... Earned wins against Grambling State (March 15) and No. 25 Creighton (April 19) ... Made seven appearances in SEC play with one start ... Was one of three freshmen to have at least one start in conference play ... Compiled a 3.86 ERA against SEC teams, striking out 10 batters in 16.1 innings ... Longest outing and first quality start was against Alabama (May 13), allowing one run in 5.0 innings pitched with two strikeouts ... Had a career-high four strikeouts against Grambling State (March 15) ... Turned in scoreless outings against Gonzaga (March 9), at Memphis (April 6), No. 25 Creighton (April 19) and Alabama (May 13) ... Played for the Conejo Oaks in the California Collegiate Summer Baseball League where he was named to the South All-Star Team ... Named to the 2015-16 First-Year SEC Academic Honor Roll.

Olathe South High School

Played for head coach Josh Perkins ... Named a top 500 prospect by Perfect Game, including the No. 206 right-handed pitcher in the country ... Ranked as the No. 7 prospect in the state of Kansas and the No. 4 right-handed pitcher in the state ... As a senior, went 5-1 with a 1.66 ERA, while striking out 42 in 33.2 innings ... As a junior, went 5-1 with a 2.60 ERA, while striking out 60 in 35 innings ... As a sophomore, went 5-2 with a 1.40 ERA, while striking out 52 in 37 innings ... Named Perfect Game Underclass High Honorable Mention in 2014 ... Also played basketball as a freshman and sophomore ... Graduated with a 4.125 GPA ... Four-time president's honor roll ... Member of the National Honor Society.

Personal

Born on Aug. 15, 1997 ... Son of Parry and Deanna Campbell ... Has one sister, Taylor ... Was born in Portugal ... Biochemistry major.

Isaiah Campbell Career Stats

Year	ERA	W	L	App	GS	CG	SHO	CBO	SV	IP	H	R	ER	BB	SO	2B	3B	HR	BF	B/Avg	WP	HBP	BK	SFA	SHA	PO	A	E	FLD%
2016	3.69	3	1	13	6	0	0	0	0	31.2	31	19	13	11	23	4	0	4	139	.256	1	3	0	1	3	2	6	0	1.000
TOTAL	3.69	3	1	13	6	0	0	0	0	31.2	31	19	13	11	23	4	0	4	139	.256	1	3	0	1	3	2	6	0	1.000

Isaiah Campbell Career SEC Stats

Year	ERA	W	L	App	GS	CG	SHO	CBO	SV	IP	H	R	ER	BB	SO	2B	3B	HR	BF	B/Avg	WP	HBP	BK	SFA	SHA	PO	A	E	FLD%
2016	3.69	3	1	13	6	0	0	0	0	31.2	31	19	13	11	23	4	0	4	139	.256	1	3	0	1	3	2	6	0	1.000
TOTAL	3.69	3	1	13	6	0	0	0	0	31.2	31	19	13	11	23	4	0	4	139	.256	1	3	0	1	3	2	6	0	1.000





36 CANNON CHADWICK

RHP • R/R • 6-0 • 195 • Senior

Paris, Texas • Paris HS/Paris JC

As a Junior (2016)

Made just eight appearances before suffering a season-ending injury ... Produced a 1.76 ERA with a 1-0 record ... Pitched 15.1 innings and gave up just three earned runs with 10 strikeouts ... Strikeouts matched his total from 2015 ... Lone victory came against No. 23 Texas Tech (Feb. 28) in 2.1 innings of work while tying a career-high with three strikeouts ... Matched a career-high 3.0 innings pitched against Louisiana Tech (March 2) without allowing a run ... Recorded scoreless outings against Central Michigan (Feb. 20), Mississippi Valley State (Feb. 24), La. Tech, ULM (April 12) and No. 2 Florida (April 15).

As a Sophomore (2015)

Made 12 appearances on the mound with one start during the 2015 season ... Posted a 1-0 record and 7.04 earned run average in 15.1 innings of work ... Earned the victory in the season-opener against North Dakota (Feb. 13), tallying a season-high three strikeouts in 1.1 innings ... Worked a season-long 3.0 innings in his only start of the year against Gonzaga (March 11).

Paris JC (TX)

Named the No. 4 prospect in the Texas Collegiate League by Baseball America ... In 2014, went 3-2 with a 1.14 ERA and 68 strikeouts in 71.0 innings of work ... Played with the Brazos Valley Bombers of the Texas Collegiate League during the summer of 2014 and won the Texas Collegiate League Championship ... Went 1-2 with a 4.09 ERA, eight saves and 27 strikeouts in 22.0 innings of work ... Named All-Red River Valley MVP in 2013 after recording a 1.81 ERA with 102 strikeouts ... Went 8-2 as a pitcher in 2012 with a 3.04 ERA, while hitting .361 with 30 RBI.

Personal

Son of Bart and Tuesday Chadwick ... Has one sister, Sydney ... Agricultural economics major.

Cannon Chadwick Career Stats

Year	ERA	W	L	App	GS	CG	SHO	CBO	SV	IP	H	R	ER	BB	SO	2B	3B	HR	BF	B/Avg	WP	HBP	BK	SFA	SHA	PO	A	E	FLD%
2015	7.04	1	0	12	1	0	0	2	0	15.1	20	13	12	17	10	1	0	0	81	.345	0	4	0	2	0	1	4	0	1.000
2016	1.76	1	0	8	0	0	0	1	0	15.1	13	4	3	4	10	2	0	0	61	.241	0	1	0	1	1	0	3	1	.750
TOTAL	4.40	2	0	20	1	0	0	3	0	30.2	33	17	15	21	20	3	0	0	142	.295	0	5	0	3	1	1	7	1	.889

Cannon Chadwick Career SEC Stats

Year	ERA	W	L	App	GS	CG	SHO	CBO	SV	IP	H	R	ER	BB	SO	2B	3B	HR	BF	B/Avg	WP	HBP	BK	SFA	SHA	PO	A	E	FLD%
2015	16.20	0	0	2	0	0	0	0	0	3.1	6	6	6	5	2	0	0	0	46	.462	0	2	0	1	0	0	1	0	1.000
2016	2.08	0	1	7	0	0	0	0	0	8.2	7	2	2	3	3	1	1	0	35	.241	1	0	0	1	2	2	3	0	1.000
TOTAL	6.00	0	1	9	0	0	0	0	0	12.0	13	8	8	8	5	1	1	0	81	.354	1	2	0	2	2	2	4	0	1.000





8

ERIC COLE

OF • S/R • 5-11 • 195 • Sophomore
Southlake, Texas • Southlake Central HS

As a Freshman (2016)

Played in 32 games and started 25 in the outfield ... Started in right field on Opening Day ... Batted .265 with 27 hits, 14 runs scored, seven RBI and 13 walks ... One of five freshmen position players to receive significant playing time ... Was a perfect 2-for-2 on stolen bases ... Had 10 hits in SEC play, batting .250 with one extra base hit ... Opened the season with a four-game hitting streak, recording multiple hits in three of first four games ... Went 7-for-13 (.538) during the aforementioned stretch against Central Michigan and Mississippi Valley State, scoring five times and walking four times ... Recorded eight multi-hit games, including a three-hit game at No. 4 Mississippi State (May 21) ... Three hits against the Bulldogs were a season-high ... Drove in a season-high two runs during a 2-for-3 day at Missouri State (May 3) that included a triple and run scored.

Southlake Carroll High School

Played for head coach Larry Hughes ... Named a top 500 prospect by Perfect Game, including a top 153 ranked outfielder ... Ranked as the No. 95 prospect in the state of Texas and a top 20 outfielder in the state ... As a senior, batted .395 with two homeruns, two triples and 20 RBI in half a season ... As a junior, batted .419 with 13 triples and 35 RBI ... Named Perfect Game Underclass High Honorable Mention in 2014 ... Played summer ball for the Dallas Mustangs ... Attended the 2013 Perfect Game South Underclass Showcase ... Graduated with a 3.5 GPA and earned a partial academic scholarship ... Also played football as a freshman ... Most memorable athletic moment was beating Coppell in the playoffs as a senior.

Personal

Born on Jan. 17, 1997 ... Son of Terry and Andrea Cole ... Has one sister, Megan ... Business major.

Eric Cole Career Stats

Year	Avg	GP	GS	AB	R	H	2B	3B	HR	RBI	TB	SLG%	BB	HBP	SO	GDP	OB%	SF	SH	SB	ATT	PO	A	E	FLD%
2016	.265	32	25	102	14	27	2	1	0	7	31	.304	13	1	24	0	.350	1	4	2	2	33	0	0	1.000
TOTAL	.265	32	25	102	14	27	2	1	0	7	31	.304	13	1	24	0	.350	1	4	2	2	33	0	0	1.000

Eric Cole Career SEC Stats

Year	Avg	GP	GS	AB	R	H	2B	3B	HR	RBI	TB	SLG%	BB	HBP	SO	GDP	OB%	SF	SH	SB	ATT	PO	A	E	FLD%
2016	.250	13	9	40	2	10	1	0	0	0	11	.275	4	0	9	0	.318	0	0	1	1	13	0	0	1.000
TOTAL	.250	13	9	40	2	10	1	0	0	0	11	.275	4	0	9	0	.318	0	0	1	1	13	0	0	1.000





18 ANTHONY DAHL

RHP • R/R • 6-4 • 200 • Sophomore
Angleton, Texas • Brazoswood HS

As a Freshman (2016)

Appeared in 10 games and threw 11.0 innings for a 8.18 ERA ... Earned a decision in two games, going 1-1 ... Gave up 10 earned runs on 18 hits, while walking five and striking out 12 ... Appeared in three conference games, throwing 3.0 innings and giving up one earned run on two hits with three strikeouts ... Made first collegiate appearance vs. Central Michigan (Feb. 21), going 2.1 innings and allowing just two hits, while striking out three in a 9-4 victory ... Was strong down the stretch, pitching three scoreless innings against Missouri State (May 17) and No. 4 Mississippi State (May 19 & May 21) ... Set a season-high with three strikeouts twice early in the year against Central Michigan (Feb. 21) and No. 9 Houston (Feb. 27) ... Named to 2015-16 SEC First Year Academic Honor Roll.

Brazoswood High School

Played for head coach Bobby Williams ... Named a top 500 prospect by Perfect Game, including a No. 272 national ranking among right-handed pitchers ... Ranked the No. 77 prospect in the state of Texas and the No. 8 right-handed pitcher ... Named Perfect Game Underclass High Honorable Mention in 2014 and Underclass Honorable Mention in 2013 ... Earned All-Houston first team honors in 2014 ... Also played basketball as a freshman ... Member of the National Honor Society ... Graduated summa cum laude and ranked 38-of-567 in his class ... Most memorable athletic moment was signing to play for Arkansas.

Personal

Born on Jan. 15, 1997 ... Son of Jeff and Sara Dahl ... Has two sisters, Brittany and Courtney ... Finance major.

Anthony Dahl Career Stats

Year	ERA	W	L	App	GS	CG	SHO	CBO	SV	IP	H	R	ER	BB	SO	2B	3B	HR	BF	B/Avg	WP	HBP	BK	SFA	SHA	PO	A	E	FLD%
2016	8.18	1	1	10	0	0	0	0	0	11.0	18	10	10	5	12	4	0	1	57	.367	0	2	0	1	0	0	1	0	1.000
TOTAL	8.18	1	1	10	0	0	0	0	0	11.0	18	10	10	5	12	4	0	1	57	.367	0	2	0	1	0	0	1	0	1.000

Anthony Dahl Career SEC Stats

Year	ERA	W	L	App	GS	CG	SHO	CBO	SV	IP	H	R	ER	BB	SO	2B	3B	HR	BF	B/Avg	WP	HBP	BK	SFA	SHA	PO	A	E	FLD%
2016	3.00	0	0	3	0	0	0	0	0	3.0	2	1	1	0	3	0	0	1	10	.200	0	0	0	0	0	0	1	0	1.000
TOTAL	3.00	0	0	3	0	0	0	0	0	3.0	2	1	1	0	3	0	0	1	10	.200	0	0	0	0	0	0	1	0	1.000





44 ALEX GOSSER

C • L/R • 6-0 • 215 • Senior

North Little Rock, Ark. • North Little Rock HS

As a Junior (2016)

Played in 11 games with five starts at catcher and designated hitter ... Hit .150 with three hits, three runs scored and two RBI ... Also walked three times ... All three of his hits occurred during SEC play against No. 2 Florida (April 14), No. 2 Texas A&M (April 30) and Alabama (May 14) ... Provided pinch-hit game-tying single that sent the game into extra innings against the Aggies in second game of double-header (April 30).

As a Sophomore (2015)

Played in 31 games, including starting 17 at catcher ... Hit .240 with two doubles and two runs batted in ... Posted two multi-hit games, collecting a pair of hits against Southeast Missouri State (March 18) and at Georgia (May 14) ... Came on as a defensive replacement in the NCAA Stillwater Regional against Oklahoma State (May 30) and walked in his only at bat of the NCAA Fayetteville Super Regional against Missouri State (June 5) ... Did not make an error in 110 chances behind home plate and threw out eight of 27 base stealers for a .704 stolen base allowed percentage.

As a Freshman (2014)

Redshirted the first 50 games of the season, but came on to catch in the series opener against No. 20 Texas A&M (May 9) following a series of injuries behind the plate ... Played in eight total games, starting seven of those at catcher ... Recorded hits in six of his eight games, including two multi-hit games ... Hit .320 in his brief stint with three runs batted in and four runs scored ... Tallied his first collegiate hit at Missouri on May 17, recording two hits to help fuel a four-run ninth inning and an 11-inning victory to sweep the Tigers in the final series of the regular season ... Registered six postseason hits, four of which came in the SEC Tournament, while two were against Bucknell at the NCAA Charlottesville Regional.

North Little Rock High School

Named to the USA Today All-Arkansas Team and the Arkansas Democrat-Gazette All-Arkansas Team following his senior season ... Selected to play for the East team in the 2013 Arkansas High School All-Star Game ... Earned 7A all-state honors in 2013, honorable mention all-state in 2012 and all-conference honors in 2011 and 2012 ... Also played football in high school and was an all-state selection as a junior and a senior.

Personal

Son of Bobby and Donna Gosser ... Has a brother, Trey, and a sister, McKenzie ... Kinesiology major.

Alex Gosser Career Stats

Year	Avg	GP	GS	AB	R	H	2B	3B	HR	RBI	TB	SLG%	BB	HBP	SO	GDP	OB%	SF	SH	SB	ATT	PO	A	E	FLD%
2014	.320	8	7	25	4	8	1	0	0	3	9	.360	6	0	6	0	.452	0	0	0	0	46	3	0	1.000
2015	.240	31	17	50	3	12	2	0	0	2	14	.280	5	0	11	4	.309	0	1	0	1	99	11	0	1.000
2016	.150	11	5	20	3	3	0	0	0	2	3	.150	3	0	4	0	.250	1	0	0	0	17	0	0	1.000
TOTAL	.242	50	29	95	10	23	3	0	0	7	26	.274	14	0	21	4	.336	1	1	0	1	162	14	0	1.000

Alex Gosser Career SEC Stats

Year	Avg	GP	GS	AB	R	H	2B	3B	HR	RBI	TB	SLG%	BB	HBP	SO	GDP	OB%	SF	SH	SB	ATT	PO	A	E	FLD%
2014	.286	2	1	7	1	2	0	0	0	1	2	.286	1	0	3	0	.375	0	0	0	0	12	0	0	1.000
2015	.233	18	13	30	1	7	1	0	0	0	8	.267	3	0	6	3	.303	0	1	0	1	60	10	0	1.000
2016	.231	6	3	13	1	3	0	0	0	2	3	.231	1	0	2	0	.267	1	0	0	0	9	0	0	1.000
TOTAL	.240	26	17	50	3	12	1	0	0	3	13	.260	5	0	11	3	.304	1	1	0	1	81	10	0	1.000





16 BLAINE KNIGHT

RHP • R/R • 6-3 • 165 • Sophomore
Bryant, Ark. • Bryant HS

As a Freshman (2016)

Made 18 appearances on the mound, good for third-highest on the team ... Earned seven starts ... Was part of the opening weekend rotation against Central Michigan ... Compiled a 2.98 ERA, the lowest ERA among Razorback pitchers with 10 or more appearances ... Had one save in his 11 relief appearances ... Struck out 46 batters and walked just 14 over his 48.1 innings of work ... Ranked third on the team in strikeouts ... Improved in SEC action with a 1.78 ERA over 25.1 innings ... His ERA was the lowest on team among pitchers with 10 innings or more in SEC play ... Gave up just five earned runs in nine conference appearances and struck out 25 batters ... Made first collegiate start vs. Central Michigan (Feb. 20), going 5.0 innings and giving up just two earned runs, while striking out three in his first career win ... Seven of his final nine appearances came in relief ... Had stretch of eight-straight games without giving up an earned run ... During the eight-game stretch, he only allowed one unearned run on 11 hits and struck out 14 ... Had one of best outings of year at No. 13 LSU, going 3.2 innings out of the bullpen and striking out a season-high eight batters ... Picked up only save against No. 18 Oklahoma State, getting final out on three pitches ... Never allowed more than two walks in an outing ... Recorded five or more strikeouts vs. Western Illinois (March 12), at No. 14 Ole Miss (April 8) and at No. 13 LSU (May 7).

Bryant High School

Played for head coach Kirk Bock ... Named the No. 11 prospect in the state of Arkansas, including the No. 7 right-handed pitcher in the state by Perfect Game ... As a senior, went 6-2 with a 1.30 ERA ... As a junior, went 11-0 with a 0.49 ERA, including 80 strikeouts in 65.2 innings ... Named the 7A State Tournament Most Outstanding Player in 2014 and earned Arkansas Democrat Gazette All-State first team honors ... Named to the 2014 Louisville Slugger High School All-American First Team ... Two-time state champion ... Team was routinely ranked in the top 10 all four years ... Played summer ball for the Arkansas Express ... Named Perfect Game Underclass Honorable Mention in 2014 ... Was on student council ... Most memorable athletic moment was winning the state championship as a junior.

Personal

Born on June 28, 1996 ... Son of Blake and Karen Knight ... Has one brother, Braden ... Blake played baseball at Southern Arkansas ... Great grandfather, Lloyd Heightman, played professional baseball for the Pensacola Flyers ... Sport management major.


Blaine Knight Career Stats

Year	ERA	W	L	App	GS	CG	SHO	CBO	SV	IP	H	R	ER	BB	SO	2B	3B	HR	BF	B/Avg	WP	HBP	BK	SFA	SHA	PO	A	E	FLD%
2016	2.98	2	1	18	7	0	0	0	1	48.1	57	24	16	14	46	8	0	3	215	.294	0	1	2	2	4	4	3	1	.875
TOTAL	2.98	2	1	18	7	0	0	0	1	48.1	57	24	16	14	46	8	0	3	215	.294	0	1	2	2	4	4	3	1	.875

Blaine Knight Career SEC Stats

Year	ERA	W	L	App	GS	CG	SHO	CBO	SV	IP	H	R	ER	BB	SO	2B	3B	HR	BF	B/Avg	WP	HBP	BK	SFA	SHA	PO	A	E	FLD%
2016	1.78	0	1	9	2	0	0	0	0	25.1	30	13	5	8	25	4	0	2	116	.288	0	1	1	2	1	2	2	0	1.000
TOTAL	1.78	0	1	9	2	0	0	0	0	25.1	30	13	5	8	25	4	0	2	116	.288	0	1	1	2	1	2	2	0	1.000





33 GRANT KOCH

C • R/R • 6-0 • 195 • Sophomore
Fayetteville, Ark. • Fayetteville HS

As a Freshman (2016)

Appeared in 29 games and made 21 starts at catcher (13) and as the designated hitter (8) ... Hit .276 with five doubles, one triple and two home runs ... Added 14 RBI to his offensive line, which was the most among all Razorback freshmen ... Slugged .447 and had a .382 on-base percentage coupled with 11 walks and only 19 strikeouts ... His strikeout total was the lowest among all Arkansas batters with 50 or more at-bats ... Three of his nine hits in SEC play went for doubles and he also added one home run in league play ... First career start came against Central Michigan (Feb. 20) ... Set a career-high with three hits and four RBI against Mississippi Valley State (Feb. 23), highlighted by a double and triple ... Threw out 11 potential base stealers, which led all freshmen catchers in the SEC ... Totaled four multi-RBI games, including a three-RBI performance against No. 2 Florida (April 14), delivering a three-run pinch-hit home run ... Recorded seven multi-hit performances ... Played for the Wilmington Sharks in the Coastal Plain Summer Baseball League ... Named to the 2015-16 First-Year SEC Academic Honor Roll.

Fayetteville High School

Played for head coach Vance Arnold ... Named a top 500 prospect by Perfect Game, including the No. 77 catcher in the country ... Ranked as the No. 8 prospect in the state of Arkansas and the top catcher in the state ... Hit .352 during the 2014 season with 12 doubles, four home runs, 27 runs batted in and 16 runs scored ... Named to the All-NWA Media Team and the Perfect Game Underclass High Honorable Mention in 2014 ... Played summer ball for the Fayetteville Bulldogs-Pagnozzi ... Played in the 7A State Championship game at Baum Stadium last spring ... Had a 4.0 GPA throughout high school with distinguished honors ... Member of the National Honor Society ... Most memorable athletic moment was winning the state championship as a sophomore with his best friends who he had played with for years.

Personal

Born on Feb. 5, 1997 ... Son of Tim and Courtney Koch ... Has one sister, Anna ... Kinesiology major.


Grant Koch Career Stats

Year	Avg	GP	GS	AB	R	H	2B	3B	HR	RBI	TB	SLG%	BB	HBP	SO	GDP	OB%	SF	SH	SB	ATT	PO	A	E	FLD%
2016	.276	29	21	76	11	21	5	1	2	14	34	.447	11	2	19	2	.382	0	0	0	1	104	20	1	.992
TOTAL	.276	29	21	76	11	21	5	1	2	14	34	.447	11	2	19	2	.382	0	0	0	1	104	20	1	.992

Grant Koch Career SEC Stats

Year	Avg	GP	GS	AB	R	H	2B	3B	HR	RBI	TB	SLG%	BB	HBP	SO	GDP	OB%	SF	SH	SB	ATT	PO	A	E	FLD%
2016	.196	16	10	46	3	9	3	0	1	6	15	.326	3	0	13	1	.245	0	0	0	1	32	9	0	1.000
TOTAL	.196	16	10	46	3	9	3	0	1	6	15	.326	3	0	13	1	.245	0	0	0	1	32	9	0	1.000





46 BARRETT LOSEKE

RHP • R/R • 6-0 • 180 • Sophomore
Tulsa, Okla. • Jenks HS

As a Freshman (2016)

Made 17 appearances with six starts ... Compiled a 3.03 ERA over 32.2 innings with one victory ... ERA was second-best among Razorback pitchers with five or more starts ... Gave up just 11 earned runs and struck out 35 batters ... Ranked fourth on the team in strikeouts ... Held opponents to a .212 batting average, good for second-lowest on the team and lowest among starting pitchers ... Four of his nine appearances in SEC play were starts ... Threw 18.0 innings against SEC teams, compiling a 4.50 ERA ... Struck out 22 batters in conference play ... Compiled a perfect 0.00 ERA over 15.2 innings as a reliever with 18 strikeouts and 10 hits allowed ... First career start and win was also his longest outing of the season against Western Illinois (March 13) where he put in 4.0 innings of work with just one hit allowed and four strikeouts ... Tied a season-high in strikeouts two other times vs. Missouri (April 3) and No. 2 Texas A&M (April 30) ... Did not give up a run in five-straight appearances to start the year ... Threw multiple innings against Mississippi Valley State (Feb. 23), No. 23 Texas Tech (Feb. 28), Gonzaga (March 9) and Western Illinois (March 13) without giving up a run ... Recorded at least one strikeout in 10 of first 11 appearances ... In eight of those 11 appearances, he totaled two or more strikeouts ... Only seven of 24 hits given up were for extra-bases ... Named to the 2015-16 First-Year SEC Academic Honor Roll.

Jenks High School

Played for head coach Danny Morgan ... As a senior, had a 1.49 ERA with 85 strikeouts while allowing only 31 hits and 25 walks in 56.1 innings ... Batted .388 with a .520 on-base percentage ... As a junior, he led the team to the state semifinals and a No. 4 national ranking ... Pitched 32.2 innings and struck out 49 batters with a 1.93 ERA ... Also played basketball as a freshman ... Graduated with a 4.35 GPA and was class salutatorian ... Most memorable athletic moment was playing in the state tournament and spring break tournament as a junior.

Personal

Born on Nov. 12, 1996 ... Son of Craig and Stephanie Loseke ... Has one brother, Andrew ... Second cousin, Alex Gordon, plays for the Kansas City Royals ... Mechanical engineering major and minoring in mathematics.

Barrett Loseke Career Stats

Year	ERA	W	L	App	GS	CG	SHO	CBO	SV	IP	H	R	ER	BB	SO	2B	3B	HR	BF	B/Avg	WP	HBP	BK	SFA	SHA	PO	A	E	FLD%
2016	3.03	1	3	17	6	0	0	1	0	32.2	24	11	11	20	35	4	1	2	138	.212	7	3	0	0	2	4	4	0	1.000
TOTAL	3.03	1	3	17	6	0	0	1	0	32.2	24	11	11	20	35	4	1	2	138	.212	7	3	0	0	2	4	4	0	1.000

Barrett Loseke Career SEC Stats

Year	ERA	W	L	App	GS	CG	SHO	CBO	SV	IP	H	R	ER	BB	SO	2B	3B	HR	BF	B/Avg	WP	HBP	BK	SFA	SHA	PO	A	E	FLD%
2016	4.50	0	2	9	4	0	0	0	0	18.0	15	9	9	13	22	2	1	1	79	.238	4	2	0	0	1	3	3	0	1.000
TOTAL	4.50	0	2	9	4	0	0	0	0	18.0	15	9	9	13	22	2	1	1	79	.238	4	2	0	0	1	3	3	0	1.000





11 KEATON MCKINNEY

RHP • R/R • 6-5 • 225 • Junior

Ankeny, Iowa • Centennial HS

As a Sophomore (2016)

Made 13 appearances with 12 starts to finish with a 6.66 ERA and a 1-5 record ... Part of starting rotation for majority of season, pitching 52.2 innings and striking out 31 ... All decisions came in conference play with win coming against Auburn (March 26) ... Threw 6.0 scoreless innings in win over Auburn, giving up just three hits with three strikeouts ... Had a 6.75 ERA in conference play ... Tied a career-high of five strikeouts twice during season, vs. No. 2 Florida (April 15) and No. 2 Texas A&M (May 1) ... Went a season-long 7.0 innings vs. Eastern Illinois (March 6), giving up just one earned run while scattering four hits ... Recorded two or more strikeouts in eight of last nine appearances, all in SEC play.

As a Freshman (2015)

>>> SEC All-Freshman Team (Coaches)

>>> Louisville Slugger Freshman All-America

>>> SEC Pitcher of the Week (May 4)

>>> SEC Freshman of the Week (May 18)

Came on strong at the end of the season, posting a 5-1 record over his final 10 starts to help anchor the starting rotation ... Named to the SEC All-Freshman Team (Coaches) after going 5-0 in conference play with a 2.90 earned run average ... Earned Louisville Slugger Freshman All-America honors, becoming the 18th Freshman All-American in program history ... Was named SEC Pitcher and Freshman of the Week during the season, the only player in the league to earn both honors ... Named SEC Pitcher of the Week (May 4) after tossing a two-hit shutout at Alabama (May 2) for his second complete game of the year ... Earned SEC Freshman of the Week honors after his final start of the regular season, recording 7.0 scoreless innings at Georgia (May 15) and allowing just four hits ... Posted a season-high five strikeouts in a complete-game victory over Kentucky (April 12) ... Allowed three earned runs or less in 17 of his 18 starts on the year ... Finished with a 3.21 ERA, the lowest among starting pitchers on the staff ... Was the only pitcher on the team to record a complete game, notching two on the season ... Tied for fourth in school history and set the freshman record with 18 games started on the year ... Named to 2014-15 SEC First Year Academic Honor Roll.

Ankeny Centennial HS

Ranked as the 37th-best recruit nationally and the No. 1 recruit in the state of Iowa according to Perfect Game ... Ranked as the 43rd-best prospect nationally for the 2014 MLB Draft by Baseball America ... Named MaxPreps 2014 Preseason Mr. Baseball in Iowa ... 2014 First Team Pre-Season Louisville Slugger High School All-American ... Named a Perfect Game Preseason First Team All-American in 2014 ... Participated in Perfect Game Iowa Spring Wood Bat League in 2014 ... Attended 2014 Perfect Game Spring Top Prospect Showcase and National Pre-Draft Showcase ... 2014 Gatorade Baseball Player of the Year for Iowa ... Named a 2013 first team preseason high school underclassmen All-American and a 2012 second team preseason high school underclassmen All-American by Perfect Game ... Helped the USA Baseball 18U National Team to the IBAF 18U World Cup championship in August 2013, hitting .308 with six RBI and going 0-1 with a 1.93 ERA on the mound ... Played in the Perfect Game All-American Classic at Petco Park in August 2013 ... Earned Pitcher of the Year honors and was named first team All-State as a junior after going 8-0 with a 0.59 ERA and hitting .388 with eight home runs and 38 RBI ... Coached by Mark Hey at Ankeny Centennial High School ... Played his summer baseball with Marucci Elite, coached by Chad Raley.

In the Draft

2014 - New York Mets, 28th round (835 overall)

Personal

Son of Todd and Shelly McKinney ... Has one brother, Calvin, and one sister, Kara ... Mother played basketball at Iowa Central Community College ... Business major.

Keaton McKinney Career Stats

Year	ERA	W	L	App	GS	CG	SHO	CBO	SV	IP	H	R	ER	BB	SO	2B	3B	HR	BF	B/Avg	WP	HBP	BK	SFA	SHA	PO	A	E	FLD%
2015	3.21	6	2	21	18	2	1	2	0	87.0	71	34	31	38	46	10	0	6	367	.225	4	6	0	3	4	2	17	2	.905
2016	6.66	1	5	13	12	0	0	0	0	52.2	58	46	39	34	31	14	1	4	250	.283	6	7	0	1	3	3	7	3	.769
TOTAL	4.51	7	7	34	30	2	1	2	0	139.2	129	80	70	72	77	24	1	10	617	.248	10	13	0	4	7	5	24	5	.853

Keaton McKinney Career SEC Stats

Year	ERA	W	L	App	GS	CG	SHO	CBO	SV	IP	H	R	ER	BB	SO	2B	3B	HR	BF	B/Avg	WP	HBP	BK	SFA	SHA	PO	A	E	FLD%
2015	2.90	5	0	10	9	2	1	1	0	49.2	44	18	16	17	22	5	0	3	186	.237	0	0	0	1	2	0	11	1	.917
2016	6.75	1	5	9	8	0	0	0	0	37.1	42	33	28	25	27	11	1	3	149	.282	6	4	0	1	1	2	4	1	.857
TOTAL	4.55	6	5	19	17	2	1	1	0	87.0	86	51	44	42	49	16	1	6	335	.260	6	4	0	2	3	2	15	2	.887





21 KACEY MURPHY

LHP • L/L • 6-0 • 190 • Sophomore
Rogers, Ark. • Rogers Heritage HS

As a Freshman (2016)

Made 14 appearances, compiling an 8.49 ERA over 11.2 innings ... Gave up 16 hits and 11 earned runs ... Totaled 14 strikeouts and only nine walks ... Made four appearances in SEC play, coming against No. 12 South Carolina (March 18), Auburn (March 26), Missouri (April 3), and No. 2 Texas A&M (May 1) ... Gave up one earned run or less against the Gamecocks and Aggies ... Was a strong arm out of the bullpen early in the season, making six appearances over the first month and only allowing two earned runs in 5.0 innings, while striking out four ... Struck out a season-high five batters against Missouri State (May 17), which was also his longest outing of the year (2.1 innings) ... Made first career appearance against Central Michigan (Feb. 19) in a 6-1 victory.

Rogers Heritage High School

Played for head coach Keith Kilgore ... Earned All-Conference, 7A All-State and 7A All-State Tournament honors in 2014 ... Named to the All-NWA Media team in 2014 after going 6-3 on the mound with a 2.46 earned run average and 85 strikeouts in 54 innings of work ... State runner-up as a freshman ... Member of the National Honor Society ... Most memorable athletic moment was winning the USSSA World Series.

Personal

Born on Jan. 21, 1997 ... Son of Rick and Cynthia Murphy ... Has one brother, Austin ... Sport management major and minoring in psychology.

Kacey Murphy Career Stats

Year	ERA	W	L	App	GS	CG	SHO	CBO	SV	IP	H	R	ER	BB	SO	2B	3B	HR	BF	B/Avg	WP	HBP	BK	SFA	SHA	PO	A	E	FLD%
2016	8.49	0	0	14	0	0	0	1	0	11.2	16	13	11	9	14	6	0	1	63	.314	0	3	0	0	0	2	1	0	1.000
TOTAL	8.49	0	0	14	0	0	0	1	0	11.2	16	13	11	9	14	6	0	1	63	.314	0	3	0	0	0	2	1	0	1.000

Kacey Murphy Career SEC Stats

Year	ERA	W	L	App	GS	CG	SHO	CBO	SV	IP	H	R	ER	BB	SO	2B	3B	HR	BF	B/Avg	WP	HBP	BK	SFA	SHA	PO	A	E	FLD%
2016	16.88	0	0	4	0	0	0	0	0	2.2	10	5	5	3	3	2	0	0	17	.588	0	0	0	0	0	0	0	0	0.00
TOTAL	16.88	0	0	4	0	0	0	0	0	2.2	10	5	5	3	3	2	0	0	17	.588	0	0	0	0	0	0	0	0	0.00





34 JAKE REINDL

RHP • R/R • 6-1 • 200 • Sophomore
Fayetteville, Ark. • Shiloh Christian HS

As a Freshman (2016)

Made six appearances, compiling a 5.40 ERA over 5.0 innings of work ... Had one appearance in SEC play at No. 4 Mississippi State (May 19), throwing a perfect two-thirds of an inning and striking out one batter ... Recorded a season-high 21 pitches at Memphis (April 6) over one inning, giving up one earned run on two hits with one strikeout ... Made first career appearance against Mississippi Valley State (Feb. 24), throwing one inning in a combined shutout ... Recorded a season-high two strikeouts against the Delta Devils ... Named to the 2015-16 First-Year SEC Academic Honor Roll.

Shiloh Christian High School

Played for head coach Moe Henry ... Named the No. 12 prospect in the state of Arkansas the No. 8 right-handed pitcher in the state by Perfect Game ... Posted an 8-2 record during the 2014 season with a 0.75 ERA and 67 strikeouts in 65.2 innings ... Named to the 5A All-State team and the 5A All-State Tournament team in 2014 ... Landed on the All-NWA Media team in 2013 and 2014 and named the Newcomer of the Year in 2013 ... Went 5-1 with a 1.46 ERA as a sophomore in 2013 ... Played for the Midwest Nationals in the summer of 2014 ... Named Perfect Game Underclass Honorable Mention in 2014 ... Also played tennis ... Was high school valedictorian and a National Merit Scholar ... Most memorable athletic moment was leading his team to a quarterfinal victory by pitching five innings, hitting a homerun and throwing a runner out at the plate to end the game.

Personal

Born on Jan. 15, 1997 ... Son of Brian and Missy Reindl ... Has two sisters, Rachel and Libby ... Finance major.

Jake Reindl Career Stats

Year	ERA	W	L	App	GS	CG	SHO	CBO	SV	IP	H	R	ER	BB	SO	2B	3B	HR	BF	B/Avg	WP	HBP	BK	SFA	SHA	PO	A	E	FLD%
2016	5.40	0	0	6	0	0	0	1	0	5.0	6	3	3	0	5	1	0	0	21	.286	1	0	0	0	0	0	0	0	0.00
TOTAL	5.40	0	0	6	0	0	0	1	0	5.0	6	3	3	0	5	1	0	0	21	.286	1	0	0	0	0	0	0	0	0.00

Jake Reindl Career SEC Stats

Year	ERA	W	L	App	GS	CG	SHO	CBO	SV	IP	H	R	ER	BB	SO	2B	3B	HR	BF	B/Avg	WP	HBP	BK	SFA	SHA	PO	A	E	FLD%
2016	0.00	0	0	1	0	0	0	0	0	0.2	0	0	0	0	1	0	0	0	2	.000	0	0	0	0	0	0	0	0	0.00
TOTAL	0.00	0	0	1	0	0	0	0	0	0.2	0	0	0	0	1	0	0	0	2	.000	0	0	0	0	0	0	0	0	0.00





38 JORDAN RODRIGUEZ

LHP • L/L • 5-11 • 190 • Senior

Houston, Texas • Alvin CC

As a Junior (2016)

Made 25 relief appearances, good for the second-most on the staff ... As a lefty specialist, he recorded a 3.86 ERA in 18.2 innings of work, striking out 16 and only giving up eight earned runs ... Also earned one save against Western Illinois (March 13) ... Opponents hit a team-low .175 against the lefty, the only Razorback with an opponent batting average under .200 ... Made 13 of his appearances in SEC play, tied for the most on the team ... Threw 7.2 innings against conference opponents, holding batters to a .160 batting average while striking out seven ... Made first Division I appearance against Mississippi Valley State (Feb. 23) ... Threw a season-high 25 pitches twice against Gonzaga (March 9) and Auburn (March 25) ... Gave up a combined one earned run in both outings and two walks ... Recorded a season-high two strikeouts three times vs. Mississippi Valley State (Feb. 23), Auburn (March 27) and at Missouri State (May 3) ... Only gave up one unearned run over final nine appearances, comprising of 6.0 innings, five strikeouts and just two walks.

Alvin CC (2014-15)

As a sophomore, went 8-3 with a 3.21 ERA, including 53 strikeouts in 75.2 innings ... Earned Region 14 All-Conference honors ... As a freshman, went 2-0 with a 2.71 ERA, including 13 strikeouts in 16.2 innings ... Earned his associates degree with a 3.07 GPA ... Most memorable athletic moment was winning the conference title as a freshman.

High School

Played for head coach Rodney Hernandez.

Personal

Born on April 17, 1995 ... Son of Tojo and Stacey Rodriguez ... Has one brother, Shea ... Has one sister, Halle ... Hospitality management major.

Jordan Rodriguez Career Stats (at Arkansas)

Year	ERA	W	L	App	GS	CG	SHO	CBO	SV	IP	H	R	ER	BB	SO	2B	3B	HR	BF	B/Avg	WP	HBP	BK	SFA	SHA	PO	A	E	FLD%
2016	3.86	0	1	25	0	0	0	1	1	18.2	11	9	8	10	16	2	0	3	63	.175	1	1	0	0	2	2	5	1	.875
TOTAL	3.86	0	1	25	0	0	0	1	1	18.2	11	9	8	10	16	2	0	3	63	.175	1	1	0	0	2	2	5	1	.875

Jordan Rodriguez Career SEC Stats (at Arkansas)

Year	ERA	W	L	App	GS	CG	SHO	CBO	SV	IP	H	R	ER	BB	SO	2B	3B	HR	BF	B/Avg	WP	HBP	BK	SFA	SHA	PO	A	E	FLD%
2016	4.70	0	1	13	0	0	0	0	0	7.2	4	5	4	6	7	0	0	2	25	.160	0	1	0	0	2	1	3	0	1.000
TOTAL	4.70	0	1	13	0	0	0	0	0	7.2	4	5	4	6	7	0	0	2	25	.160	0	1	0	0	2	1	3	0	1.000





37 WESTON ROGERS

LHP • L/L • 6-4 • 215 • Sophomore
Springdale, Ark. • Har-Ber High School

As a Freshman (2016)

Made five starts in 11 appearances ... All five were mid-week starts ... Went 1-1 with a 5.85 ERA in 20.0 innings of work ... Gave up 13 earned runs with just six walks and 17 strikeouts ... Made two appearances in SEC play ... Struck out a season-high four batters during first career start and victory against Mississippi Valley State (Feb. 24) ... Longest outing was 4.0 innings against Grambling State (March 16), giving up two earned runs on three hits with two strikeouts over a season-high 61 pitches ... Also made starts against Louisiana Tech (March 2), Gonzaga (March 9) and at Missouri State (May 3) ... Matched season-high of four strikeouts against Missouri State over three innings ... Named to the 2015-16 First-Year SEC Academic Honor Roll.

Har-Ber High School

Played for head coach Ron Bradley ... As a senior, went 4-2 with a 1.11 ERA ... As a junior, went 7-3 with a 1.06 ERA ... Allowed only 38 hits and 23 walks in 59.2 innings of work, while striking out 93 batters ... Team made it to the state tournament every year ... Earned 7A All-State honors in 2014 and was named the All-NWA Newcomer of the Year ... Graduated with a 4.3 GPA, which was the best in his class ... Member of the National Honor Society and the Arkansas FCA ... Most memorable athletic moment was throwing a complete game shutout in the playoffs as a senior with 16 strikeouts.

Personal

Born on May 27, 1997 ... Son of Kent and Tina Rogers ... Has one sister, Rachel ... Kinesiology and pre-professional science major.

Weston Rogers Career Stats (at Arkansas)

Year	ERA	W	L	App	GS	CG	SHO	CBO	SV	IP	H	R	ER	BB	SO	2B	3B	HR	BF	B/Avg	WP	HBP	BK	SFA	SHA	PO	A	E	FLD%
2016	5.85	1	1	11	5	0	0	1	0	20.0	20	13	13	6	17	1	1	3	75	.267	1	0	0	0	4	0	4	0	1.000
TOTAL	5.85	1	1	11	5	0	0	1	0	20.0	20	13	13	6	17	1	1	3	75	.267	1	0	0	0	4	0	4	0	1.000

Weston Rogers Career SEC Stats (at Arkansas)

Year	ERA	W	L	App	GS	CG	SHO	CBO	SV	IP	H	R	ER	BB	SO	2B	3B	HR	BF	B/Avg	WP	HBP	BK	SFA	SHA	PO	A	E	FLD%
2016	18.00	0	0	2	0	0	0	0	0	1.0	3	2	2	1	0	0	0	1	6	.500	0	0	0	0	0	0	0	0	0.00
TOTAL	18.00	0	0	2	0	0	0	0	0	1.0	3	2	2	1	0	0	0	1	6	.500	0	0	0	0	0	0	0	0	0.00





5 CODY SCROGGINS

RHP • R/R • 6-0 • 185 • Sophomore
Bentonville, Ark. • Bentonville HS

As a Freshman (2016)

Played in 28 games and made 16 starts ... His 16 starts came at third base, shortstop and second base ... Also pitched in four games, totaling 3.1 innings, two earned runs and no extra base hits ... Batted .204 with 10 hits, six RBI and six walks ... Stole four bases ... Eight of his 10 hits and four of six RBI came in SEC play ... Made first collegiate start against Mississippi Valley State (Feb. 24), going 2-for-3 with two RBI and two walks ... Became primary third baseman on April 19 when Carson Shaddy was moved to the outfield.

Bentonville High School

Played for head coach Todd Abbott ... Named a top 215 shortstop in the country, the No. 10 recruit in the state of Arkansas and the top shortstop in the state according to Perfect Game ... Named to the USA Today All-Arkansas team ... Played summer ball for the Arkansas Express and was selected to the Midwest USA Baseball team ... Hit .380 in 2014 with six doubles, one triple and 18 stolen bases ... Most memorable athletic moment was getting MVP of state football.

Personal

Born on May 17, 1996 ... Son of Jamie and Kerrie Scroggins ... Has one brother, Christopher ... Christopher plays baseball for Texas Southern ... Business major.

Cody Scroggins Career Hitting Stats

Year	Avg	GP	GS	AB	R	H	2B	3B	HR	RBI	TB	SLG%	BB	HBP	SO	GDP	OB%	SF	SH	SB	ATT	PO	A	E	FLD%
2016	.204	28	16	49	7	10	0	0	0	6	10	.204	6	0	8	1	.291	0	4	4	4	15	23	2	.950
TOTAL	.204	28	16	49	7	10	0	0	0	6	10	.204	6	0	8	1	.291	0	4	4	4	15	23	2	.950

Cody Scroggins Career SEC Hitting Stats

Year	Avg	GP	GS	AB	R	H	2B	3B	HR	RBI	TB	SLG%	BB	HBP	SO	GDP	OB%	SF	SH	SB	ATT	PO	A	E	FLD%
2016	.250	15	11	32	4	8	0	0	0	4	8	.250	3	0	6	0	.314	0	2	3	3	5	11	2	.889
TOTAL	.250	15	11	32	4	8	0	0	0	4	8	.250	3	0	6	0	.314	0	2	3	3	5	11	2	.889

Cody Scroggins Career Pitching Stats

Year	ERA	W	L	App	GS	CG	SHO	CBO	SV	IP	H	R	ER	BB	SO	2B	3B	HR	BF	B/Avg	WP	HBP	BK	SFA	SHA	PO	A	E	FLD%
2016	5.40	0	0	4	0	0	0	0	0	3.1	3	2	2	2	1	0	0	0	11	.273	2	1	0	0	0	15	23	2	.950
TOTAL	5.40	0	0	4	0	0	0	0	0	3.1	3	2	2	2	1	0	0	0	11	.273	2	1	0	0	0	15	23	2	.950

Cody Scroggins Career SEC Pitching Stats

Year	ERA	W	L	App	GS	CG	SHO	CBO	SV	IP	H	R	ER	BB	SO	2B	3B	HR	BF	B/Avg	WP	HBP	BK	SFA	SHA	PO	A	E	FLD%
2016	5.40	0	0	4	0	0	0	0	0	3.1	3	2	2	2	1	0	0	0	11	.273	2	1	0	0	0	5	11	2	.889
TOTAL	5.40	0	0	4	0	0	0	0	0	3.1	3	2	2	2	1	0	0	0	11	.273	2	1	0	0	0	5	11	2	.889





20 CARSON SHADDY

3B/C/OF • R/R • 5-11 • 185 • R-Junior

Fayetteville, Ark. • Fayetteville HS

As a Redshirt Sophomore (2016)

Made 53 starts at either third base (34) or centerfield (19) ... Led the team with a .332 batting average, 70 hits, 41 runs scored and .521 slugging percentage ... Also tied for the team lead with eight home runs ... Delivered five home runs over a five-game stretch in late February and early March ... Added 12 doubles and 35 RBI ... Stole five bases ... Had seven multi-hit performances ... Produced three hit streaks of at least seven games ... Had a hit in 44 of 54 games played, including 19 of the first 22 ... Batted over .400 through the first 22 games while his average never dipped below .330 at any point during the season ... Had multiple RBI in nine games ... Hit at a .286 clip over 30 games in SEC action with 34 hits, seven doubles and 14 RBI ... Was best against lefties, hitting 13-for-36 (.361) ... Opened the season on a 10-game hitting streak, including a three-hit game against No. 9 Houston (Feb. 27) at the Houston College Classic ... Notched five three-hit games during the year ... Three-hit performances came against No. 9 Houston, Grambling State (March 16), No. 12 South Carolina (March 18), No. 18 Oklahoma State (April 26) and No. 2 Texas A&M (May 1) ... His three-hit game against Grambling State was part of a six-RBI day, setting not only a career-high, but the most by a Razorback since Brett Eibner achieved the feat in the 2010 NCAA Regional.

As a Redshirt Freshman (2015)

Played in 44 games and started 14 at catcher and in the outfield ... Finished second on the team with a .337 batting average and added five doubles, one triple and three home runs ... Recorded 19 runs batted in and added a .427 on base percentage ... Tallied his first collegiate home run against North Dakota (Feb. 14) ... Hit a grand slam against Mississippi Valley State (April 8) for his second home run of the year ... Had three-hit performances at South Alabama (Feb. 21) and against Eastern Illinois (March 3) ... Recorded a hit or run scored in the SEC Tournament, NCAA Stillwater Regional, NCAA Fayetteville Super Regional and College World Series.

As a Freshman (2014)

Redshirted the 2014 season.

Fayetteville High School

Named the 2013 Arkansas Gatorade Player of the Year ... Selected as the 2013 Rawlings High School Gold Glove winner at catcher ... Named to the USA Today All-Arkansas Team and the Arkansas Democrat-Gazette All-Arkansas Team ... Earned first team All-Conference and 7A All-State honors in both 2012 and 2013 ... Hit .426 with three home runs and 18 RBI as a senior ... Selected to play for the West team in the 2013 Arkansas High School All-Star Game.

Personal

Son of Chris Shaddy and Holland Weaver ... Has a brother, Taylor, and two sisters, Liza and Cate ... Father played baseball at Arkansas from 1980-82 ... Agriculture business major.

Carson Shaddy Career Stats

Year	Avg	GP	GS	AB	R	H	2B	3B	HR	RBI	TB	SLG%	BB	HBP	SO	GDP	OB%	SF	SH	SB	ATT	PO	A	E	FLD%
2015	.337	44	14	89	15	30	5	1	3	19	46	.517	9	5	26	4	.427	0	0	1	2	132	19	7	.956
2016	.332	54	53	211	41	70	12	2	8	35	110	.521	23	3	52	4	.400	3	0	5	9	65	60	14	.899
TOTAL	.333	98	67	300	56	100	17	3	11	54	156	.520	32	8	78	8	.408	3	0	6	11	197	79	21	.929

Carson Shaddy Career SEC Stats

Year	Avg	GP	GS	AB	R	H	2B	3B	HR	RBI	TB	SLG%	BB	HBP	SO	GDP	OB%	SF	SH	SB	ATT	PO	A	E	FLD%
2015	.242	17	3	33	3	8	2	0	1	8	13	.394	3	2	11	1	.342	0	0	0	1	45	4	2	.961
2016	.332	54	53	211	41	70	12	2	8	35	110	.521	23	3	52	4	.400	3	0	5	9	65	60	14	.899
TOTAL	.320	71	56	244	44	78	14	2	9	43	123	.504	26	5	63	5	.392	3	0	5	10	110	64	16	.930





24 CHAD SPANBERGER

INF/OF • L/R • 6-3 • 240 • Junior

Granite City, Ill. • Granite City HS

As a Sophomore (2016)

Appeared in 33 games and made 28 starts, including 25 in right field ... Hit .225 with four doubles, six home runs and 17 RBI ... Produced a .441 slugging percentage, good for sixth on the team ... Added four doubles and 11 runs scored ... Hit .258 in SEC play, totaling 16 hits in 20 games with three home runs and eight RBI ... First hit of season was a pinch-hit home run against Eastern Illinois (March 5) ... Tied his career-high hit total after going 3-for-3 against No. 25 Creighton (April 19) with one double, one home run and career-high-tying four RBI ... Matched that RBI total earlier in the season against Western Illinois (March 12) during a 2-for-5 performance with a double, home run and two runs scored ... Hit a solo home run in the 10th inning against Kentucky (April 22) to give Arkansas a 1-0 victory ... Reached base in each of the final five games of the season ... Season-long four game hit streak occurred at start of SEC play against No. 12 South Carolina and Auburn ... Over four-game stretch, he went 6-for-13 (.462) with one RBI, one double and one home run ... Played for the Conejo Oaks in the California Collegiate Summer Baseball League where he was named to the South All-Star Team ... Hit a grand-slam in the CCL All-Star game to lift the South team over the North, 10-9, to earn the All-Star Game MVP.

As a Freshman (2015)

Played in 42 games and started 27, seeing action at designated hitter and first base ... Hit .252 with five doubles, two triples and 21 runs batted in ... Recorded his first collegiate hit in a 3-for-5 performance with a season-high four RBI against North Dakota (Feb. 14) ... Tallied three hits against No. 1 Texas A&M (April 18), helping Arkansas secure a series win against the top-ranked Aggies ... Recorded a hit in his only plate appearance of the NCAA Fayetteville Super Regional.

Granite City High School (IL)

Ranked as the 375th-best recruit nationally and the 10th-best recruit in the state of Illinois according to Perfect Game ... Named All-Southwestern League first team in 2014 after hitting .417 with 37 walks, eight doubles, four triples, four home runs and 27 RBI ... Selected to play for Illinois in the PNC Bank High School Baseball Showcase at Busch Stadium in St. Louis ... Named a 2013 third team preseason high school underclassmen All-American and a 2012 high honorable mention preseason high school underclassmen All-American by Perfect Game ... Attended the 2012 Perfect Game Pitcher/Catcher Indoor Showcase ... Named to the St. Louis Post-Dispatch All-Metro third team after finishing his junior year with a .398 batting average, five home runs and 27 RBI ... Earned All-Conference honors as a sophomore and a junior ... Coached by John Moad at Granite City Senior High School ... Played his summer baseball with the St. Louis Pirates, coached by Rick Strickland ... Also played football in high school.

Personal

Son of Joe and Christina Spanberger ... His brother, Cody, plays baseball at Southeast Missouri State University ... Mother played soccer at the University of Central Florida ... Criminal justice major.

Chad Spanberger Career Stats

Year	Avg	GP	GS	AB	R	H	2B	3B	HR	RBI	TB	SLG%	BB	HBP	SO	GDP	OB%	SF	SH	SB	ATT	PO	A	E	FLD%
2015	.252	42	27	107	8	27	5	2	0	21	36	.336	12	2	31	1	.336	1	1	1	1	33	3	0	1.000
2016	.225	33	28	102	11	23	4	0	6	17	45	.441	13	2	40	0	.325	0	1	0	1	36	0	0	1.000
TOTAL	.239	75	55	209	19	50	9	2	6	38	81	.388	25	4	71	1	.331	1	2	1	2	69	3	0	1.000

Chad Spanberger Career SEC Stats

Year	Avg	GP	GS	AB	R	H	2B	3B	HR	RBI	TB	SLG%	BB	HBP	SO	GDP	OB%	SF	SH	SB	ATT	PO	A	E	FLD%
2015	.190	23	14	58	2	11	3	1	0	8	16	.276	4	1	22	0	.250	1	1	0	0	1	0	0	1.000
2016	.258	20	18	62	7	16	1	0	3	8	26	.419	6	1	24	0	.333	0	0	0	1	27	0	0	1.000
TOTAL	.225	43	32	120	9	27	4	1	3	16	42	.350	10	2	46	0	.293	1	1	0	1	28	0	0	1.000





25 DOMINIC TACCOLINI

RHP • R/R • 6-3 • 220 • Senior

Sugar Land, Texas • Kempner HS

As a Junior (2016)

>>> SEC Co-Pitcher of the Week (April 25)

Was the Arkansas' primary Friday night starter, making 13 starts in 15 appearances ... Posted a 5-5 record with a 5.75 ERA over 72.0 innings pitched ... Ranked second on the team with 61 strikeouts ... Issued just 26 walks, a new season-low over 40 innings pitched or more ... Threw a complete 10-inning shutout against Kentucky (April 22) en route to earning SEC Co-Pitcher of the Week ... It marked the first complete game shutout of his career and the first by a Razorback since Keaton McKinney in 2015 ... The 10-inning performance included only five hits allowed, no walks and a career-high 10 strikeouts ... The outing was the longest by any pitcher in the NCAA in 2016 and the longest for a Razorback since Clint Brannon threw 11 complete innings at the 2004 SEC Tournament ... Was the series-opening starter in all 13 of his starts ... Was named the Opening Day starter for the series against Central Michigan (Feb. 19) and went 7.0 innings, giving up just one earned run on one hit in the 6-1 victory ... In three of his first four starts, he tallied five or more strikeouts with nine coming against Western Illinois (March 11) ... Two of five wins came in SEC play vs. No. 12 Kentucky (April 22) and No. 2 Texas A&M (April 30) in back-to-back starts ... Against the Aggies, he battled through 6.0 innings with six strikeouts ... Came out of the bullpen twice during the season, going 1.1 innings vs. Memphis (April 6) and 3.2 innings vs. No. 14 Ole Miss (April 10) ... Named to SEC Spring Academic Honor Roll.

As a Sophomore (2015)

Entered the starting rotation and tied for second on the team with six wins, posting a 6-4 record and 4.32 ERA with two saves ... Season was cut short due to a blood clot in his throwing arm ... Tallied 67 strikeouts in 77.0 innings of work ... Earned his first victory in the second game of the year, working 6.0 innings against North Dakota (Feb. 14) and allowing two earned runs on four hits, while striking out eight ... Recorded a career-high nine strikeouts against Loyola Marymount (March 7), lasting 7.0 innings and allowing five hits ... Earned saves against Tennessee (May 10) in 2.1 innings of work and at Creighton (May 12) in 2.2 innings with two strikeouts ... Named to SEC Spring Academic Honor Roll.

As a Freshman (2014)

Appeared in 17 games and made three starts, posting a 2-0 record and 4.94 earned run average ... Recorded 20 strikeouts in 31.0 innings of work and held opponents to a .240 batting average ... Earned his first win against Northwestern State (April 23), working 2.0 scoreless innings with three strikeouts ... Picked up a win over Missouri State (April 29) in 2.0 hitless innings with two strikeouts ... Had a stellar outing in relief against No. 3 Virginia (May 31) in the NCAA Charlottesville Regional, working a season-long 4.2 innings and allowing just two hits, while striking out four.

I.H. Kempner High School

Earned All-District honors as a senior after going 6-2 on the mound and hitting .390 with eight home runs at the plate ... Played for Team USA 18U National Team in the fall and helped the team to the gold medal in the IBAF 18U Baseball World Championship ... Earned all-state honors as a junior and was named first team all-greater Houston ... Named all-district as a sophomore ... Posted a 9-1 record with a 0.58 ERA and 101 strikeouts as a junior ... Also hit .323 with five home runs and 34 RBI in his junior season ... Also played football in high school.

In the Draft

2016- Toronto Blue Jays, 16th round (492 overall)

Personal

Son of Robert and Rose Taccolini ... Has two brothers, Andy and Tony ... Petroleum geology major.

Dominic Taccolini Career Stats

Year	ERA	W	L	App	GS	CG	SHO	CBO	SV	IP	H	R	ER	BB	SO	2B	3B	HR	BF	B/Avg	WP	HBP	BK	SFA	SHA	PO	A	E	FLD%
2014	4.94	2	0	17	3	0	0	1	0	31.0	29	19	17	12	20	4	0	1	142	.240	3	8	1	1	0	1	5	0	1.000
2015	4.32	6	4	17	13	0	0	1	2	77.0	67	43	37	41	67	10	0	5	337	.240	10	10	0	1	5	9	15	0	1.000
2016	5.75	5	5	15	13	1	1	0	0	72.0	78	52	46	26	61	10	2	6	325	.277	7	7	0	4	6	8	10	1	.947
TOTAL	5.00	13	9	49	29	1	1	2	2	180.0	174	114	100	79	148	24	2	12	804	.255	20	25	1	6	11	18	30	1	.980

Dominic Taccolini Career SEC Stats

Year	ERA	W	L	App	GS	CG	SHO	CBO	SV	IP	H	R	ER	BB	SO	2B	3B	HR	BF	B/Avg	WP	HBP	BK	SFA	SHA	PO	A	E	FLD%
2014	6.23	0	0	6	2	0	0	0	0	13.0	12	9	9	8	7	3	0	1	52	.231	3	3	1	0	0	1	2	0	1.000
2015	4.86	3	2	10	8	0	0	1	1	46.1	43	30	25	32	37	5	0	2	170	.253	7	5	0	0	3	6	7	0	1.000
2016	7.49	2	5	10	9	1	1	0	0	45.2	64	44	38	20	35	9	2	6	192	.333	7	6	0	4	5	6	8	1	.933
TOTAL	6.17	5	7	26	19	1	1	1	1	105.0	119	86	72	60	79	17	2	9	414	.272	17	14	1	4	8	13	17	1	.978





50 BEN BAILEY

C • L/R • 5-10 • 180 • Freshman
North Little Rock, Ark. • North Little Rock HS

North Little Rock HS

Ranked as the No. 146 catcher and a top 500 recruit in the nation according to Perfect Game ... Ranked as the No. 1 catcher and the No. 5 overall recruit in the state of Arkansas ... 2016 Rawlings-Perfect Game honorable mention All-American and Southeast All-Region honorable mention ... Arkansas 7A all-state selection and all-conference in 2016 ... Selected to the 2014 WWBA 16U National Championship all-tournament team ... Played summer ball for the East Coast Sox ... Played for head coach Brook Moore at North Little Rock High School.

Personal

Son of Bob and Tracy Bailey ... Has one sister, Bethany, and one brother, Brendan ... Majoring in recreation and sport management.



9 JAX BIGGERS

INF • L/R • 5-11 • 175 • Sophomore
Missouri City, Texas • Ridge Point HS • Cisco JC

Cisco JC (2015-16)

Spent one year at Cisco Junior College in Texas before transferring to Arkansas ... Batted .385 as a freshman with seven home runs and 50 RBI in 64 games ... Helped Cisco reach the NJCAA College World Series ... Finished in the top 20 in the junior college ranks in at-bats (239, 11th), runs scored (87, 7th), and hits (92, 17th) ... Notched 31 multi-hit games, including nine games with three hits or more ... Helped lead Cisco to a 48-16 record, a NJCAA Region V Division I Championship and a berth in the quarterfinals of the NJCAA World Series ... Participated in the National Baseball Congress (NBC) World Series as a member of the NJCAA National Team roster ... Named a NJCAA D1 Baseball Top Incoming Freshman.

Ridge Point High School

Batted .425 with three home runs as a senior ... Named first team all-conference and second team all-state in 2015 ... Selected as a first team All-Greater Houston in the same year ... Also named all-conference in football in his junior and senior year ... Played football, basketball and baseball.

Personal

Son of Brian and Christie Biggers ... His father was an assistant baseball coach at Lamar University from 1994-1997 ... His mom also coached high school basketball.



43 SAMMY BLAIR

OF • R/R • 5-9 • 175 • Freshman
Navasota, Texas • Navasota HS

Navasota High School

Ranked as the No. 85 outfielder and the No. 468 recruit in the nation according to Perfect Game ... Ranked as the No. 10 outfielder and the No. 43 overall recruit in the state of Texas ... 2016 Rawlings-Perfect Game All-America honorable mention and Texas first team All-Region ... 2016 Texas 4A all-state selection ... Hit .500 with 25 RBI and was named District 21-4A co-MVP in 2016 ... 2015 Rawlings-Perfect Game Underclassman All-America high honorable mention ... Earned 21-4A first team All-District honors in 2015... 2014 District 18-3A Baseball Newcomer of the Year ... Runs a 6.3 60-yard dash and stole 28 bases as a sophomore... Also played football as a wide receiver and defensive back, hauling in 59 career receptions for 1,035 yards and 11 touchdowns, including 43 receptions for 720 yards and eight touchdowns in 2014 ... Helped lead Navasota to a combined 28-1 record in 2014 and 2015, including a 16-0 record and the Texas 4A D1 State Championship in 2014 ... Played summer ball for D-Bat Elite 18U and fall ball for Twelve Baseball ... Played for head coach Cody Walker at Navasota High School.

Personal

Son of Wayne and Dianne Blair ... Has one brother, Cody, and one sister, Cambry ... Majoring in small business management.



4 MATT BURCH

INF • L/R • 5-8 • 175 • Freshman
Gurnee, Ill. • Warren Township HS

Warren Township High School

Ranked as the No. 167 shortstop and a top 500 recruit in the nation according to Perfect Game ... Ranked as the No. 10 shortstop and the No. 37 overall recruit in the state of Illinois ... 2016 Rawlings-Perfect Game All-America honorable mention and Central All-Region honorable mention... Helped lead Warren to the Illinois 4A sectional finals ... 2015 Perfect Game Underclassman All-America high honorable mention and 2014 Underclassman All-America honorable mention ... 2015 Lake County All-Area team selection ... Batted .321 with 26 RBIs and 38 hits, including five doubles and three triples as a junior ... 2013 all-conference honorable mention as a freshman ... Played summer ball for Top Tier Americans and the Midland Redskins.

Personal

Son of Steve and Rhonda Burch ... Has one brother, David ... Majoring in business.



32 MATT CRONIN

LHP • L/L • 6-2 • 190 • Freshman
Navarre, Fla. • Navarre HS

Navarre High School

Ranked as the No. 27 left-handed pitcher and the No. 185 overall prospect in the nation by Perfect Game ... Ranked as the No. 6 left-handed pitcher and the No. 33 overall recruit in the state of Florida by Perfect Game ... 2016 Rawlings-Perfect Game All-America honorable mention and Florida first team All-Region ... 2015 Perfect Game Underclassmen High All-America honorable mention ... Named most valuable pitcher of the 2016 Perfect Game 18U Florida State Championship ... Named to the 2015 WWBA World Championship All-Tournament team and the 2013 WWBA Underclass Word Championship Team ... Participated in the 2015 Area Code Baseball Games as part of the Washington Nationals team representing the southeast ... Large School All-Area Pitcher of the Year in 2015 and 2016 ... Posted a 4-1 record with a 1.73 earned run average, 0.77 WHIP and 114 strikeouts in 60.2 innings in 2016 ... Threw a seven-inning perfect game as a senior at Navarre ... Florida 7A All-State selection in 2015 ... Pensacola News Journal Pitcher of the Year in 2015 ... Led the state of Florida with 143 strikeouts and allowed just 22 hits in 68.2 innings ... Throws 92 mph fastball ... Played summer and fall ball for Evoshield Canes ... Threw a complete game one-hitter for the Canes in the 2015 World Wood Bat Association World Championship ... Played for head coach Scott Murphy at Navarre High School.

Personal

Son of John and Robyn Cronin ... Has one brother, John Michael ... Majoring in sport management.



29 ANGUS DENTON


RHP • R/R • 5-11 • 160 • Freshman
Beebe, Ark. • Beebe HS

Beebe High School

Ranked as the No. 489 right-handed pitcher and a top 1000 recruit in the nation according to Perfect Game ... Ranked the top right-handed pitcher and the No. 8 overall recruit in the state of Arkansas ... Named 2016 Rawlings-Perfect Game Southeast All-Region honorable mention ... Earned all-state honors ... Went 7-1 with a 0.46 earned run average in 2016 ... Recorded 92 strikeouts compared to nine walks in 46.0 innings pitched ... Also hit .442 with eight doubles, seven triples, and was a perfect 13-for-13 in stolen base attempts in 2016 ... Struck out 96 batters in 51.0 innings and posted a 0.41 earned run average in 2015 ... Played summer ball for the Diamonds Baseball Club ... Pitched seven scoreless innings for Diamonds Baseball Club at the prestigious East Cobb Invitational in 2015 ... Played for head coach Mark Crafton at Beebe High School ... Also played for the Midland Redskins and played in the Connie Mack World Series.

Personal

Son of Manley and Leah Ann Denton ... Has one sister, Anna, and one brother, Levi ... Brother, Levi, played baseball at Harding Univeristy ... Plans to major in recreation and sport management.



28 DOMINIC FLETCHER

OF • L/L • 5-9 • 175 • Freshman
Cypress, Calif. • Cypress HS

Cypress High School

Ranked as the No. 10 outfielder and the No. 82 overall prospect in the nation by Perfect Game ... Ranked as the No. 4 outfielder and No. 10 overall prospect in the state of California ... Ranked as the No. 209 overall MLB Draft prospect in the Baseball America Top 500 ... 2016 Rawlings-Perfect Game second team All-American and California first team All-Region ... Considered to have the second-best high school arm and be the fourth-best high school defender by Perfect Game ... 2015 Perfect Game Underclassman first team All-American ... Participated in the 2015 Perfect Game National Showcase ... Named to the 2015 17U Perfect Game World Series All-Tournament Team ... Named to the 2015 all-CIF Division I team ... Hit .385 at 2015 WWBA World Championship and earned all-tournament recognition ... Participated in the 2015 Area Code Baseball Games as part of the Milwaukee Brewers team representing Southern California ... Attended the 2014 Perfect Game Underclass All-American Games ... 2014 Perfect Game Underclassman High All-American honorable mention ... Orange County baseball player of the year in 2016 and first team All-Orange County in 2015 ... Named to the California Southern Section All-Division I team ... Batted .365 with 29 runs scored and 27 RBI in 2016 ... Helped lead Cypress to a 25-8 record and advanced to the state quarterfinals ... As a freshman, was part of a Cypress team that finished 26-8 and won the CIF Southern Section Division I State Championship ... Played summer and fall ball for the CBA Marucci 2016 ... Played for head coach John Weber at Cypress High School.

Personal

Son of Tim and Fernanda Fletcher ... Has one brother, David and one sister, Dariana ... Majoring in sport management.



3 JARED GATES

INF • L/R • 6-0 • 190 • Junior
Wichita, Kan. • Wichita NW HS • Iowa West. CC

Iowa Western Community College


NJCAA Division I Baseball second team All-America selection in 2016 ... Marucci NJCAA Division I Baseball elite hitter for the Northern District in 2016 ... NJCAA Region XI player of the year and NJCAA Region XI first team all-region ... Batted .434 with a .478 on-base percentage and .764 slugging percentage ... Hit eight home runs, drove in 61 runs, scored 77 runs and stole seven bases in eight attempts ... Helped lead Iowa Western to a 52-15 record, a NJCAA Region XI Baseball Championship and a Final Four appearance in the NJCAA World Series

Wichita Northwest High School

Batted .448 over his four year high school career with 83 runs scored 56 RBIs and 37 extra base hits ... Hit over .400 in three out of his four seasons, his highest coming in 2013 as a junior (.612), which led the City League ... Had a career high 32 hits and 18 RBIs during his senior season ... 62 of his 108 career hits came during his junior and senior seasons ... Named to the all-metro team in 2013 ... Was KABC 6A Kansas High School Player of the Year as a junior.

Personal

Son of Steve and Tammy Gates ... Has three brothers, Zach, Dylan, and Tyler ... Chose to play baseball at Arkansas because it's the best program in the midwest and in the SEC ... Plans on being a coach and, possibly starting his own business after his playing career ... Enjoys golfing, fishing, and playing Settler of Catan ... Majoring in business.



49 HARRISON HEFFLEY

LHP • L/L • 6-3 • 180 • Freshman
Rogers, Ark. • Rogers HS

Rogers HS

Went 7-2 with a 2.65 ERA during his senior season at Rogers High School ... Over 55 innings, he had 67 strikeouts to help lead Rogers High to a 20-8 record in 2016 ... During his junior season, had a 2.50 ERA over 30 innings pitched ... Pitched a one-hitter in his first varsity start against Siloam Springs HS in 2015 ... Played American Legion ball over the summer ... Is an AP scholar and member of the National Honors Society ... Also competed in basketball and golf ... Played for head coach Matt Melson at Rogers High School.

Personal

Son of Lester and Sarah Heffley ... Father played baseball and football at Princeton ... Has one brother, Silas, and one sister, Claire ... Majoring in journalism.



30 BRENDEN HEISS

RHP • R/R • 6-1 • 190 • Freshman
Algonquin, Ill. • Jacobs HS

Jacobs High School

Ranked as the No. 51 right-handed pitcher and No. 164 overall prospect in the nation by Perfect Game ... Ranked as the No. 3 right-handed pitcher and No. 9 overall prospect in the state of Illinois ... Ranked as the No. 408 overall MLB Draft prospect in the Baseball America Top 500 ... 2016 Rawlings-Perfect Game third team All-American and Central first team All-Region ... 2015 Perfect Game Underclassman first team All-American and 2014 Perfect Game Underclassman High All-America honorable mention ... Participated in the 2015 Under Armour All-American Game at Wrigley Field ... Played in the 2015 Area Code Baseball Games as part of the Chicago White Sox representing the Midwest ... Fastball was clocked at 95 mph at the Perfect Game National Showcase ... 2016 Courier-News All-Area honorable mention ... For his career, posted a 9-6 record with a 2.06 earned run average ... Struck out 113 batters while allowing 52 hits and 79 walks in 105.1 innings ... Posted a 4-2 record with a 1.15 earned run average and 44 strikeouts in 36.2 innings in 2016 ... Pitched a shutout in the team's fourth consecutive regional championship win ... Helped Jacobs advance to the Illinois 4A state semifinals for the first time in school history in 2015 ... Played summer ball for Top Tier Americans ... Played for head coach Jamie Murray at Jacobs High School.

In the Draft

2016 - Chicago Cubs, 31st round (944 overall)

Personal

Son of Karen and Jeff Heiss ... Has two brothers, Kyle and Tyler ... Majoring in sport management.



7 JACK KENLEY

INF • L/R • 6-0 • 180 • Freshman
Germantown, Tenn. • Houston HS

Houston High School

Ranked as the No. 141 shortstop and a top 500 recruit in the nation according to Perfect Game ... Ranked as the No. 2 shortstop and the No. 17 overall recruit in the state of Tennessee ... 2016 Rawlings-Perfect Game All-America honorable mention and Southeast second team All-Region ... 2015 Perfect Game Underclassman High All-America honorable mention ... Named to the 2015 17U WWBA All-Tournament team after hitting .313 with six extra-base hits, three RBIs and five stolen bases for the East Coast Sox Select ... Named to the 2012 WWBA Underclass World Championship All-Tournament team ... Earned all-state honors from the Tennessee Baseball Coaches Association as a junior ... Hit .457 (105-135) with 20 RBIs, eight doubles, three triples and one home run as a junior ... Helped Houston go 4-0 and win the 2015 Louisville Slugger Select Classic #1, hitting .400 with two triples, two RBIs and seven runs en route to earning all-tournament honors ... Helped lead Houston to back-to-back state title game appearances in 2014 and 2015 ... Played fall ball with East Coast Sox ... Played for head coach Lane McCarter at Houston High School.

Personal

Son of William and Carol Kenley ... Has one sister, Grace, who plays soccer, basketball and lacrosse ... Majoring in business.



45 KEVIN KOPPS

RHP • R/R • 6-0 • 195 • R-Fr.
Sugar Land, Texas • George Ranch HS

As a Freshman (2016)

Redshirted the 2016 season ... Named to 2015-16 SEC First-Year Academic Honor Roll.

George Ranch High School

Played for head coach Greg Kobza ... 23-5A All-District MVP pitcher ... Two-time All-State honorable mention ... Two-time All-Greater Houston selection ... In his junior and senior seasons, struck out 172 out of 524 batters faced with a 17-4 overall record ... Batted over .300 in the regular season and playoffs combined ... Graduated with a 4.0 GPA ... Member of the National Honor Society ... Most memorable athletic moment was pitching in the Connie Mack World Series.

Personal

Son of Rick and Michell Kopps ... Has one sister, Ashley ... Ashley plays softball at Sam Houston State ... Chose to attend Arkansas he feels like this is the best place for him to reach his full potential as a player ... Ambition is to impact a lot of people, as well as bring positive change to the hospital he will work in ... Plans to become an orthopedic surgeon after his playing career is over ... Involved with League of Champions, a baseball program in his hometown that mentors children with special needs ... Also enjoys horticulture and Mario Kart ... Majoring in biology ... Born on March 2, 1997.



35 JACOB KOSTYSHOCK

RHP • R/R • 6-4 • 175 • Freshman
O'Fallon, Mo. • Francis Howell HS

Francis Howell High School

Ranked as the No. 222 right-handed pitcher and a top 500 recruit according to Perfect Game ... Ranked as the No. 2 right-handed pitcher and the No. 11 overall recruit in the state of Missouri ... Named 2016 Rawlings-Perfect Game All-America honorable mention and Central second team All-Region ... Named 2015 Perfect Game Underclassman High All-America honorable mention ... Selected to the 2016 Class 5 MHSBCA All-State First-Team ... 2016 All-Metro Pitcher of the Year ... Posted a 10-1 record with a 0.56 earned run average and struck out 92 batters compared to 32 walks in 62.1 innings ... Helped lead Francis Howell to a 29-11 record and a Missouri Class 5 state championship in 2016 and a 29-11 record and a Missouri Class 5 state runner-up finish in 2015 ... Played summer and fall ball for the St. Louis Pirates Elite ... Played for head coach Tony Perkins at Francis Howell High School.

Personal

Son of Greg and Kathy Kostyshock ... Has one sister, Kaitlin ... Chose Arkansas because it was not too far from home and is a great program all around ... Majoring in business.



51 LUCAS KRULL

LHP • L/L • 6-7 • 242 • Freshman
Shawnee, Kan. • Mill Valley HS

Mill Valley High School

Won a regional championship as a junior and senior at Mill Valley High School ... Reached state tournament in 2016 ... Rated the No. 29 left-handed pitcher in the country and the No. 1 southpaw in the state of Kansas by Perfect Game ... Prep Baseball Report ranks him the No. 81 overall player and No. 14 pitcher in the nation ... Ranked the No. 5 player and No. 1 left-handed pitcher in Kansas by Prep Baseball Report ... 2015 Perfect Game Underclassman All-America honorable mention ... Played for the White Sox in the 2015 Area Code Games ... Played summer ball for the Mill Valley Jaguars ... Played for head coach Jeff Strickland at Mill Valley High School.

Personal

Son of Jon and Diana Krull ... Has one sister, Hannah ... Plans to major in Sports Management and hopes to go into coaching and scouting after playing career ... Chose Arkansas because of its education and baseball program and is able to go to school with his sister.



27 EVAN LEE

LHP/OF • L/L • 6-2 • 190 • Freshman
Bryant, Ark. • Bryant HS

Bryant High School

Ranked as the No. 58 left-handed and a top 500 recruit in the nation according to Perfect Game ... Ranked as the top left-handed pitcher and the No. 3 overall recruit in the state of Arkansas ... Named the 2016 Gatorade Player of the Year for the state of Arkansas ... Named the 2016 Prep Baseball Report Player of the Year for the state of Arkansas ... Louisville Slugger first team All-American in 2016, as well as an ABCA/Rawlings first team All-American ... 2016 Rawlings-Perfect Game All-America honorable mention and Southeast second team All-Region ... First team all-state selection and Class 7A state tournament MVP in 2016 ... Posted a 9-0 record with a 0.54 earned run average and 80 strikeouts in 52 innings ... Also hit .462 with five home runs and 31 runs batted in ... Helped lead Bryant to a 31-2 record, the Arkansas 7A state championship and No. 3 national ranking in the USA Today Super 25 computer rankings ... Struck out 39 batters in 32.2 innings pitched with a 1.29 ERA as a junior in 2015 ... Also hit .298 with 16 runs scored, 14 RBIs and 12 stolen bases ... Threw a complete-game, no-hitter against Russellville HS ... Maintained a 4.0 GPA and was a member of the National Honor Society ... Played summer ball for the Bryant Black Sox ... High school teammates with sophomore pitcher Blaine Knight and fellow signee Zach Jackson ... Played for head coach Kirk Bock at Bryant High School.

Personal

Son of Michael and Catrena Lee ... Has one sister, Megan ... Father played college baseball at Central Arkansas ... Plans to major in sport management/business.



13 JORDAN MCFARLAND

INF/OF • R/R • 6-3 • 220 • Freshman
Waterloo, Ill. • Waterloo HS

Waterloo High School

A top 100 recruit and the No. 10 outfielder in the nation according to Perfect Game ... The fourth best player overall and No. 1 outfielder in the state of Illinois by Perfect Game ... No. 66 overall player and No. 7 outfielder nationally according to Prep Baseball Report ... 2015 Perfect Game Underclassman third team All-American ... 2015 third team all-state selection ... Played junior season at Gibault Catholic and hit .442 with six doubles, five triples, eight home runs and 42 RBIs ... 2014 Perfect Game Underclassmen high honorable mention All-America selection ... Hit .437 with 10 doubles, three triples, seven home runs and 41 RBIs as a sophomore at Gibault Catholic ... Played summer ball for the St. Louis Pirates ... Coached by Mark Vogel at Waterloo High School.

Personal

Son of David and Valerie McFarland ... Has one brother, Brendan ... Majoring in sport management.



53 NOAH MILLER

RHP • R/R • 6-4 • 180 • Freshman
Van Buren, Ark. • Van Buren HS

Van Buren High School

Went 3-3 with two saves as a senior at Van Buren High School ... Held a 2.96 ERA over 50.1 innings with 56 strikeouts ... In 2015, compiled a 3.31 ERA over 19 innings ... Was named a 7A All-Conference player in 2016 ... Played for David Lloyd at Van Buren HS.

Personal

Son of Sean and Lisa Miller ... Has two brothers, Matthew and Drew ... Brother Drew played basketball at Rhodes College ... Majoring in kinesiology and hopes to become an athletic trainer after baseball.



54 ZACK PLUNKETT

RHP/C • R/R • 6-2 • 205 • Junior
Hurst, Texas • TCU • L.D. Bell HS

TCU (2015-16)

Made 19 starts in 39 games for the Horned Frogs ... Totaled 12 hits with 10 runs scored and eight RBIs over the two seasons ... Held a .167 batting average combined for the two seasons ... Of his 39 appearances, 35 were either as a starter at catcher or as a defensive replacement behind the plate ... Posted three multi-hit games and two multi-RBI games in 2015 ... First career start for TCU came on Feb. 14, 2015, against Southern Illinois ... As a sophomore, registered a hit in five games and reached base safely in nine.

L.D. Bell High School

Earned a pair of letters at L.D. Bell High School... Named district defensive MVP honors as a senior... Tabbed an all-area performer as as senior... Earned honorable mention all-district honors as a junior... Selected to the Star-Telegram Baseball Super Team following his senior season... Recognized as one of the top 500 high school players in the country by Perfect Game... Was selected to participate in the Perfect Game National Showcase at the Metrodome in Minneapolis, Minn.

Personal

Son of Jill and Terry Plunkett ... Has one brother, Grant.



12 ALEX RONNEBAUM

INF • L/R • 6-4 • 195 • Freshman
Overland Park, Kan. • Blue Valley West HS

Blue Valley West High School

Ranked as the No. 121 first baseman and a top 1000 recruit in the nation according to Perfect Game ... Ranked as the No. 1 first baseman and No. 22 overall recruit in the state of Kansas ... 2016 Rawlings-Perfect Game Central All-Region honorable mention selection ... All-Eastern Kansas League second-team selection in 2016 ... Named to the 2016 Perfect Game West MLK Championships all-tournament team ... Played summer ball for the Midwest BlackSox ... Played for head coach Scott Wright at Blue Valley West High School.

Personal

Son of Mark and Michelle Ronnebaum ... Has two brothers, Matthew and Josh ... Majoring in sport management.



52 JACKSON RUTLEDGE

LHP • L/L • 6-4 • 180 • Freshman
Benton, La. • Benton HS

Benton High School

Ranked No. 26 overall and the No. 4 pitcher in the state of Louisiana by Prep Baseball Report ... Went 5-5 as a senior with a 1.68 ERA and 104 strikeouts ... Named LSWA and LBCA first team All-State and All-Bossier Parish district ... Invited to Under Armour Preseason All-American Tournament ... Went 6-2 with a 2.05 ERA as a junior ... Earned 2015 1-4A second team All-district honors ... Participated in the 2015 Under Armour Preseason All-American Tournament ... Played for head coach JD Stephens at Benton High School.

Personal

Son of John Rutledge and Brenda Le Chien ... Has two sisters, Abbie and Emma Grace ... Majoring in biology and plans to become a physical therapist or pitching coach after baseball.



48 TREVOR STEPHAN

RHP • R/R • 6-5 • 225 • Junior
Magnolia, Texas • Magnolia West HS • Hill College

Hill College

Selected as a NJCAC first team All-Conference player ... Went 8-1 with five saves as a sophomore ... Posted a 2.88 earned run average with 88 strikeouts compared to 22 walks in 68.2 innings ... Helped lead Hill to a 39-21 record and a third-place finish at the NJCAA Region V tournament ... Played first base and third base at West High School in Magnolia, Texas.

In the Draft

2016 - Boston Red Sox, 18th round (538 overall)

Personal

Son of Bill and Ashley Stephan ... Has one brother, Mitch ... Majoring in sport management.



39 DYLAN THOMPSON

LHP • L/L • 6-3 • 195 • Freshman
Little Rock, Ark. • Catholic HS

Little Rock Catholic High School

Ranked as the No. 76 left-handed pitcher and a top 500 recruit in the nation according to Perfect Game ... Ranked the No. 2 left-handed pitcher and the No. 4 overall recruit in the state of Arkansas ... Named a first team All-USA Arkansas Baseball selection in 2016 ... 2016 Rawlings-Perfect Game All-America honorable mention and Southeast second team All-Region ... Helped lead Catholic to the Arkansas 7A state semifinals ... Selected to represent the East Team in the 2016 Arkansas High School Coaches Association All-Star Game ... Threw 64.0 innings and posted a 2.19 ERA in 2015 ... Struck out 75 batters and walked just 22 ... Named all-conference and to the 7A All-Tournament team in 2015 ... As a junior, threw a complete game to defeat Bryant and end their 42-game winning streak, the longest winning streak in Arkansas baseball history and the longest winning streak in the nation at the time ... Earned 7A All-State honors in 2014 ... Played summer ball for Midwest Elite ... Played for head coach Dustin Strube at Little Rock Catholic.

Personal

Son of Douglas and Cynthia ... Has one sister, Mackenzie ... Majoring in business.



42 JAXON WILLIAMS

INF • R/R • 5-8 • 165 • Freshman
Rosenberg, Texas • B.F. Terry HS

B.F. Terry High School

Ranked as the No. 47 middle infielder and the No. 251 overall recruit in the nation according to Perfect Game ... Ranked as the No. 5 middle infielder and the No. 24 overall recruit in the state of Texas ... 2016 Rawlings-Perfect Game All-America honorable mention and Texas first team All-Region ... 2015 Perfect Game Underclassman second team All-American ... 2015 Perfect Game Underclassman All-America high honorable mention ... Participated in the 2015 Area Code Baseball Games as part of the Texas Rangers team representing Texas and Louisiana ... Texas 5A third team All-State and All-District ... 24-5A Most Valuable Player ... Played summer and fall ball for the South Texas Sliders ... Played for head coach Steve Seelhammer at B.F. Terry High School.

Personal

Son of Monroe and Sherry Williams ... Has two brothers, Terry and Monroe Jr. ... Also has one sister, Karla ... Majoring in business accounting.



6 HUNTER WILSON

INF • L/R • 5-10 • 170 • Junior
Spiro, Okla. • Stephen F. Austin • E. Ok. St. JC • Spiro HS

Eastern Oklahoma St. Junior College

Batted .361 with a .475 on-base percentage and .563 slugging percentage ... Hit nine home runs, drove in 39 runs, scored 61 runs and stole 16 bases in 20 attempts ... Helped lead Eastern Oklahoma State College to the NJCAA Region II Baseball Championship and a berth in the NJCAA South Central District Tournament, earning all-tournament honors.

Stephen F. Austin

Appeared in 43 games with 37 starts ... Batted .252 with a .333 on-base percentage and .325 slugging percentage ... Tallied 31 hits in 123 at-bats, including two doubles, two triples and one home run ... Also stole six bases in seven attempts.


Spiro High School

Four-year letterwinner at shortstop for Spiro ... all-state selection and team MVP in 2014 ... Spiro's offensive player of the year in 2013, defensive player of the year in 2012 ... Named to academic all-star team in 2012, 2013 and 2014 ... Also lettered on the football team.

Personal

Son of Russell Wilson and the late Heidi Wilson ... Has a stepmom, Happy Wilson ... Has one sister, Laney ... His grandparents are Neal and Linda Perrin and his aunt and uncle are Billy and Hollie Byers.

Diamond Dolls



Hannah Suggs
Coordinator

Under the supervision of coordinator Hannah Suggs, the University of Arkansas Diamond Dolls are a select group of young women who devote countless hours to the Razorback baseball program. The Diamond Dolls' duties include selling scorecards, assisting with on-field promotions and serving as bat girls.



Jessica Berry
Southlake, Texas



Hannah Davis
Flippin, Ark.



Lauren Dunn
Fayetteville, Ark.




Shelby Ficociello
Fullerton, Calif.



Lydia Fielder
Bentonville, Ark.



Meredith Franzke
Springdale, Ark.



Brittany Furr
Charleston, Ark.



Jessica Johnson
Quitman, Ark.



Hope Kunkel
Kansas City, Mo.



Mary Jane Lytle
Pine Bluff, Ark.



Megan Mock
Novasota, Texas



Jane Anne Parsons
Springdale, Ark.




Madalynn Potter
Lake Village, Ark.



Rachel Qualls
Texarkana, Ark.



Delaney Ream
West Plains, Mo.



Brianna Reinholz
Bixby, Okla.



Chelsea Rhodes
Prosper, Texas



Erica Shirley
New Boston, Texas



Madeleine Smith
Miami, Texas



Taylor Tranthan
Fort Worth, Texas



Carley Weimer
Edwardsville, Ill.



Ashton Williams
Cabot, Ark.



Gabby Zambrano
Conway, Ark.



Brooke Bailey
Spirit Squad Director



Carolina Adkins
Assistant Coach

The RBI Girls have entertained Razorback baseball fans since the 1997 season, performing dance routines and leading cheers from the top of the dugouts prior to all home games and between innings. They have become an integral part of the game day experience at Baum Stadium. The RBI Girls are accompanied at all baseball games and events by Ribby, the Arkansas baseball mascot. The RBI Girls are coached by Brooke Bailey.



Haley Blumfelder
Bryant, Ark.



Hallie Burlew
Springfield, Mo.



Sarah Carney
Parkville, Mo.



Olivia Coleman
North Little Rock, Ark.



Allison Conte
Coppell, Texas



Reagan DeClerk
Fayetteville, Ark.



Tamara Fowler
Jonesboro, Ark.



Lydia Ganaden
Lees Summit, Mo.



Ashlyn Garton
Holt, Mo.



Aubrey Helling
Kansas City, Mo.




Devon Hunter
Springfield, Mo.



Christian Joshua
North Little Rock, Ark.



Courtney Kretschmar
Kansas City, Mo.



Payton Lyon
Lake Winnebago, Mo.



Abby Metz
St. Louis, Mo.



Victoria Nail
Brookland, Ark.



Abbey Peterson
Springdale, Ark.



Alex Politz
Allen, Texas



Madison Ramirez
Highland Village, Texas



Haley Schauerl
Lees Summit, Mo.



Sarah Steiner
Bentonville, Ark.



Mariah Synder
Grapevine, Texas



Savannah Staggs
North Little Rock, Ark.



Alexa Tassani
Excelsior, Minn.



Keely Womack
Miami, Okla.



Taylor Farr
Ribby

Facilities



1973 1985 1986 1988 2004 2006 2012
1975 1986 1990 1995 2005 2009 2013
1980 1987 1995 2002 2006 2010 2014
1983 1988 1996 2003 2007 2011 2015

HELLMANN'S

Cane's

365

TOYOTA

FOX

AT&T

AT&T

AT&T

AT&T

AT&T

AT&T

AT&T

AT&T

AT&T



PP: 7:27 PM 1-1 Gals 1 | A 310 FirstSecurity 3 A 0 | AS 44 Chicago 1-1

When discussing the best college baseball facilities in the country, Baum Stadium is consistently among one of the first places mentioned. With room for more than 10,000 spectators, an impeccable playing surface and amenities that rival most minor league ballparks, it is the crown jewel of the collegiate ranks. Of course the physical properties of Baum Stadium are only a portion of the baseball experience with the remainder in the form of fans that flock to the corner of Razorback Road and 15th Street to watch their Razorbacks take on all comers.

Officially named Baum Stadium at George Cole Field at its dedication on May 3, 1996, the facility derives its name from primary backers as well as from the history of Razorback baseball. Arkansas' facility prior to Baum Stadium was George Cole Field and the new park preserved the tradition with its current name.

In 1998, Baum Stadium received a special honor, when it was named the nation's No. 1 facility in Baseball America's poll of best college facilities. Five years later it took second in the same poll, cementing its legacy as one of the best facilities in the nation. Since its construction, Arkansas officials have received numerous solicitations by coaches and administrators from across the country for blueprints and tours of the Razorbacks' home ballpark in an attempt to capture some of its charm. Even though Baum Stadium has been replicated to some degree, no other place in the country has the atmosphere that Baum Stadium brings to college baseball, which is why it has been the host to five NCAA Regionals and two NCAA Super Regionals.

Baum Stadium was one of the nation's best facilities when it was constructed, but since then it has undergone four renovations, making it the envy of visiting teams. The first upgrade came prior to the 2003 season, when the hitting and pitching cages were enclosed to ensure a place for Razorback players to practice year round. A total of 2,600 chair back seats also were added to the park, 1,300 of which reside on each foul line.

Baum Stadium's second renovation came a year later as 12 luxury boxes, coaches' offices, a new scoreboard and natural grass completely changed the feel of the park. A state-of-the-art scoreboard added full video, complete with a message center and an analog clock was added to the right-center field gap, which stood 45-feet high and 76-feet wide. The original turf field of Baum Stadium's construction was torn out and rye grass was grown for the 2004 campaign, but

replaced by a hybrid Bermuda in 2005. A portion of the upgrades were made possible by contributions from the Willard and Pat Walker Charitable Foundation, Bob and Marilyn Bogle, the Pagnozzi Charities, John Tyson and Stan Ley.

The next renovation to Baum Stadium came prior to the 2007 season as 20 luxury boxes were built, 1,000 chair back seats were added, restrooms constructed and the Hog Pen and picnic area expanded. A new ticket office, field lights and wall pads were added as well. The final set of upgrades to the park brought Baum Stadium's capacity to 10,737 seats with 8,237 of those coming from chair backs and 34 from luxury boxes.

In the fall of 2011, future renovations to Baum Stadium were announced that will ensure the stadium remains among the best in college baseball. New LED ribbon boards were added in 2013, and the Fowler Family Baseball and Track Training Center opened in the fall of 2014, providing the Arkansas with the finest collegiate indoor facility in the country. The facility provides approximately 52,000 square feet of climate-controlled practice space, including a full-size practice infield, throwing area, batting areas and ancillary team spaces.

In 2016, the university's partnership with South Dakota-based Daktronics produced the largest video board ever installed at an on-campus college baseball facility in the country. The massive, new 25 foot by 71 foot LED video board will enhance an already memorable experience at Baum Stadium by providing 1,775 square feet of digital space for live high-definition video, instant replays, up-to-the-minute statistics, and game information, graphics and animations.

Future plans also call for luxury suites in left and right fields and a concourse that goes around the entire stadium and a new center field entrance to the stadium.

The combination of the upgrades prior to the 2007 season and a top-10 baseball team produced then-record attendance numbers as Arkansas smashed its school record for the fourth straight year. The Razorbacks became the first team in NCAA history to average more than 8,000 tickets sold per game (8,069) as their attendance over 33 home games was 266,270. Arkansas also set a then-school record for actual attendance with 198,218 fans (6,007 per game) passing through the gates.



In 2007, Razorback fans helped set the school and then-Southeastern Conference three-game series attendance record in the May 4-6 weekend series against LSU, buying 30,564 tickets.

The attendance figures drawn to Baum Stadium allowed Fayetteville to host its third NCAA Regional in four years in 2007 and its fourth since 1999. Razorback fan support did not flounder as the regional was the best attended of all 16 sites, averaging 6,452 fans over its six games.

In April 2009, Baum Stadium played host to its first No. 1 versus No. 1 battle when the Razorbacks took on Arizona State. In game two of the midweek series, 11,014 fans were in attendance while 11,434 tickets were sold. Both numbers were then-facility records, topping the previous mark of 10,581 fans to see Arkansas defeat LSU in 2007.

The two-game series against the Sun Devils brought 17,300 fans through the turnstiles, a Razorback midweek record, and the 19,776 tickets sold were also a midweek series highmark.

Arkansas set a new attendance standard at Baum Stadium during the 2010 season as a record 292,734 tickets were sold to see the Razorbacks. Arkansas finished second in the country in both total attendance and average attendance (7,704). In part because of the great fan support, Arkansas was selected as an NCAA Regional host for the fifth time in program history. The regional drew more than 40,000 fans, averaging 5,276 fans per game over the eight contests.

Razorback fans continued to pack Baum Stadium in 2011 as Arkansas had six of the 20 largest crowds in school history in terms of tickets sold. The U of A set a new single-game attendance record on April 9, 2011, when 11,103 fans crammed into Baum Stadium to see the Razorbacks defeat LSU 4-3 on James McCann's walk-off three-run homer in the bottom of the ninth.

The 2012 season saw Arkansas play a school-record 36 regular season home games. The Razorbacks finished second in the country in average attendance and third in total attendance. A total of 260,468 tickets were sold over the 33 home dates, an average of 7,892 tickets sold per game. Arkansas sold more than 7,000 tickets for 23 of the team's 36 home games.

Arkansas again ranked second in the country in average attendance in 2013 with 8,335 tickets sold per game. The Razorbacks' total attendance of 250,055 was fourth in the nation, marking the ninth straight year Baum Stadium ranked in the top five nationally in attendance.

In 2004, Baum Stadium served as host to its second NCAA Regional and first NCAA Super Regional, drawing the largest total attendance in the nation for both events. The series-clinching win over Florida State drew 10,027 fans to Baum Stadium, eclipsing the previous night's record of 9,338, set less than 24 hours earlier. In all, a combined 58,138 attended the NCAA Regional and Super Regional during the 2004 season.

Arkansas' 2004 attendance numbers were no fluke as fans continued to pour into the ballpark. The 2005 and 2006 crowds continued to set records for both paid and actual attendance. While the NCAA and SEC recognize tickets sold as their method of ranking schools, Arkansas keeps both actual patrons as well as paid attendance figures and have seen steady increases in both areas.

In an informal study by the Baton Rouge (La.) *Advocate*, Arkansas led the nation in actual attendance between 2004 and 2007 and was edged by LSU in 2008 by 20 fans as patrons returned to Baton Rouge's Alex Box Stadium in its final season.

Baum Stadium is the culmination of a vision that was possible only through the dedication of former Arkansas head coach Norm DeBriyn, former U of A Athletics Director Frank Broyles and contributions by the families of Willard and Pat Walker and Charlie Baum.

QUICK FACTS: BAUM STADIUM AT GEORGE COLE FIELD

Architect: HOK Sport

Contractor: Kinco, Inc.

Capacity: 10,737

Chairback Seats: 8,237

Surface: Natural bermuda-hybrid grass (installed 2005)

Construction Cost: \$8.9 million (initial - 1996)

Parking: 2,500 spaces

Groundbreaking: Oct. 12, 1994

First Game: April 13, 1996 (Arkansas 9, Auburn 2)

Dedication: May 3, 1996 (Arkansas 9, Alabama 3)

Largest Crowd (Actual): June 6, 2015 - 12,167; Missouri St. 3, Arkansas 1

Field Dimensions (L-LC-C-RC-R): 320-375-400-365-320

Grandstand Canopy: Masted, cable-suspended

Dugouts: Built to MLB specifications with tunnel access to clubhouses

Batter's Eye: 40' x 80' wall behind center field

Bullpens: Allow field visibility

Concourse: Elevated, with unobstructed views of the playing field throughout from foul pole to foul pole.

Restrooms: On first- and third-base side of grandstand, in clubhouses, luxury boxes and in press box

Concession Stands: Eight (full-service)

Hog Pen: Beyond left-field fence with 12 picnic tables and 40 grills

Hog Heaven: 98 premium, outdoor seats on the press box level

Suites: 34 luxury suites on press level

Johnny Mike Walker Lounge: Located on press level, accessible to Hog Heaven ticket holders and Swatter's Club members

Press Box: Two seating rows and spacious work area

Press Level Booths: Two radio booths and a television booth

Sound System: Includes on-demand access to sound effects and music

Batting Cages: Four, enclosed cages

Tom Pagnozzi Clubhouse: Includes big-screen television, lounge, oak lockers, pool table, custom chairs and tables

Umpire's Locker Room: Includes dressing, shower and restrooms

Offices: Spacious coaches' offices located on third base line overlooking the field

Training Room: Adjacent to home clubhouse; includes two whirlpools

Equipment Room: With laundry facilities

Novelty Stand: Located behind home plate and on third-base side of grandstand

Ticket Offices: Located in Razorback Foundation building down the left-field line

Fountain: Natural water feature with underwater inlet and lighted fountain; located behind batter's eye

Terrazzo Hog: A Baum Stadium trademark; located outside the main entrance

Scoreboard: The largest video board in college baseball, the LED's display's dimensions are 25 feet tall by 71 feet wide providing 1,775 square feet of digital space for live high-definition video, instant replays, up-to-the-minute statistics, and game information, graphics animations.

While the efforts of DeBriyn and Broyles have been instrumental in maintaining a state-of-the-art home for Arkansas baseball since the original George Cole Field opened in 1975, it was the generosity of the Baums and Walkers that allowed Arkansas to abandon plans to renovate its former facility and replace it with a new standard in college baseball venues.

The support of the George Cole family has been an integral part of the program's growth since the former Razorback athlete, coach and athletics director donned the Cardinal and White many years ago.

"Without the support of the Charlie Baum, Willard Walker and George Cole families, this wouldn't have been possible," DeBriyn said when Baum Stadium opened. "It's an incredible facility and there is not one like it anywhere in the country. There is no way to describe the excitement our players and coaches have when they take the field."

Representatives of all three families attended the groundbreaking ceremony on Oct. 12, 1994. Eighteen months later, Arkansas' Matt Carnes delivered Baum Stadium's first pitch to Auburn's Russell Whittenburg, completing the dream. The Razorbacks defeated the Auburn Tigers 9-2 in the stadium's inaugural contest.

Named for the late Razorback shortstop and athletics director, George Cole Field served as Arkansas' home field from 1975 until 1996.

With a capacity of 3,000, George Cole Field was located just north of John McDonnell Field.

When it opened in 1975, George Cole Field enabled the Razorbacks to leave the field at the Washington County Fairgrounds and move into an on-campus facility for the first time.

Setting the trend for Arkansas having the finest college baseball park in the nation, George Cole Field was one of the few with artificial turf.

Donations from former Razorbacks Tim Lollar, Johnny Ray and Kevin McReynolds and their agent, Tom Selakovich, provided for the installation of lights at George Cole Field in 1985. On March 22 of that season, the Hogs defeated Southwest Conference rival Texas 5-4 in the first night baseball game on the Arkansas campus. Later that season, George Cole Field played host to the Southwest Conference Tournament for the first time. Arkansas defeated Texas 10-6 in the championship game to win its first conference tournament title. The SWC tournament came to Fayetteville again in 1988.

When the Razorbacks entered the Southeastern Conference in 1992, UA officials recognized the need to improve the school's baseball facility. While plans originally called for the improvement of George Cole Field, generous donations from the Willard and Pat Walker and Charlie Baum families, along with former Razorback Tom Pagnozzi, enabled the Razorbacks to

scrap the renovation plans and start from scratch with an entirely new state-of-the-art facility.


During its 21 seasons, George Cole Field was home to a number of future major-leaguers, including Pagnozzi, Ray, McReynolds, Lollar, Les Lancaster and Jeff King.

Although the original George Cole Field played host to its last game on March 31, 1995, as South Carolina defeated Arkansas 13-2, the spirit endures in the official name of the Razorbacks' current facility: Baum Stadium at George Cole Field.

A native of Bauxite, Arkansas, Cole served as athletics director from July 1, 1970, until his retirement on July 1, 1973. A former All-SWC quarterback for the Razorback football team, Cole scored a then-school-record 85 points as a senior in 1927. He began his administrative career at Arkansas as a football line coach in 1936 and became an assistant athletics director under the legendary John Barnhill in 1957.

Arkansas has a LOUD, PASSIONATE, and DEVOTED fan base that regularly packs this beautiful ballpark. //

- Aaron Fitt (D1Baseball.com)



The massive 25 foot by 71 foot LED video board is the newest addition to Baum Stadium, enhancing an already memorable experience at the top-ranked ballpark. The 1,775 square feet of digital space allows for live high-definition video, instant replays, up-to-the-minute statistics, and game information, graphics and animations.



BAUM STADIUM RECORDS

12,589

SINGLE GAME ATTENDANCE

8,335

SINGLE SEASON AVERAGE

286,472

SINGLE SEASON TICKETS

467

WINS AT BAUM STADIUM

35,730

3-GAME SERIES ATTENDANCE



ARKANSAS YEAR-BY-YEAR RESULTS AT BAUM STADIUM

1996 6-3 (.667)	1997 26-7 (.787)	1998 22-9 (.709)	1999 25-5 (.833)	2000 16-19 (.457)	2001 19-8 (.703)	2002 18-12 (.600)	2003 22-8 (.733)	2004 31-8 (.794)	2005 19-9 (.678)
2006 21-6 (.778)	2007 22-10 (.687)	2008 24-9 (.727)	2009 23-12 (.657)	2010 29-9 (.763)	2011 24-7 (.774)	2012 28-8 (.778)	2013 24-9 (.727)	2014 25-10 (.714)	2015 23-12 (.657)
									2016 20-14 (.588)
									TOTAL 467-194 (.707)

Top 20 All-Time Crowds (tickets sold)

1.	Mississippi State	12,589	April 25, 2015
2.	Auburn	11,742	April 26, 2014
3.	Central Michigan	11,341	Feb. 20, 2016
4.	Missouri State*	11,317	June 6, 2015
5.	Missouri State*	11,169	June 5, 2015
6.	Missouri State*	11,116	June 7, 2015
7.	LSU	11,462	April 9, 2011
8.	Arizona State	11,434	April 8, 2009
9.	Mississippi State	11,194	April 16, 2011
10.	Texas A&M	11,145	April 20, 2013
11.	LSU	10,727	May 5, 2007
12.	Eastern Illinois	10,422	March 5, 2016
13.	LSU	10,399	May 4, 2007
14.	LSU	10,377	April 13, 2013
15.	Ole Miss	10,213	May 21, 2011
16.	LSU	10,180	April 14, 2013
17.	LSU	10,167	April 12, 2013
18.	South Carolina	10,103	April 5, 2014
19.	Auburn	10,087	April 25, 2014
20.	Ole Miss	10,031	May 18, 2007

* - NCAA Super Regional

Top 20 All-Time Crowds (actual)

1.	Missouri State*	12,167	June 6, 2015
2.	Missouri State*	11,869	June 5, 2015
3.	Missouri State*	11,694	June 7, 2015
4.	LSU	11,103	April 9, 2011
5.	Arizona State	11,014	April 8, 2009
6.	Mississippi State	10,837	April 25, 2015
7.	Mississippi State	10,784	April 16, 2011
8.	LSU	10,581	May 5, 2007
9.	Texas A&M	10,477	April 20, 2013
10.	Central Michigan	10,219	Feb. 20, 2016
11.	Auburn	10,217	April 26, 2014
12.	LSU	10,147	May 4, 2007
13.	Ole Miss	10,084	May 21, 2011
14.	Florida State*	10,027	June 12, 2004
15.	LSU	9,884	April 13, 2013
16.	Ole Miss	9,812	May 18, 2007
17.	LSU	9,712	April 8, 2011
18.	Florida	9,603	May 7, 2011
19.	Oklahoma State\$	9,572	June 2, 2007
20.	Ole Miss	9,508	May 19, 2007

* - NCAA Super Regional
\$ - NCAA Regional

2016 NCAA ATTENDANCE LEADERS

Average Home Attendance

Team	Average
1. LSU	10,580
2. Ole Miss	8,580
3. Mississippi State	7,962
4. Arkansas	7,815
5. South Carolina	7,163
6. Texas A&M	5,319
7. Texas	5,246
8. Nebraska	5,222
9. Clemson	4,664
10. Alabama	4,314

Fowler Family Training Center

Thanks in part to the generous \$2.5 million gift provided by the Wallace and Jama Fowler family, the University of Arkansas completed a brand new world class indoor training facility for baseball and track in the summer of 2015.

Dedicated on Sept. 20, 2014 as the Fowler Family Baseball and Track Center, the facility provides approximately 52,000 square feet of climate-controlled practice space, including a full size practice infield, throwing area, batting areas and ancillary team spaces.

"We are grateful to members of the Wallace and Jama Fowler family for their \$2.5 million gift in support of this beautiful new facility," said Vice Chancellor and Director of Athletics Jeff Long. "The Fowlers' generous support of our institution and our students has been extraordinary. Their most recent gift for the Fowler Family Baseball and Track Training Center has helped provide Razorback student-athletes, in three of our most successful programs, a significant competitive advantage in the SEC and nationally. We are extremely honored to have the Fowlers name associated with such a transformational facility for our program."

The facility includes four batting cages with a drop down and raise up netting system that allows for baseball training and available surface space. The practice infield is suitable for live hitting with nets ensuring safe activity and observation outside the infield space and protective measures toward the facility structure.

The Fowler Family's gift marked substantial progress toward meeting the fundraising goal for the project. Additional gifts are still being sought to meet the fundraising goal for the facility being funded by a combination of capital gifts, athletic revenues and proceeds from a bond issue. The total project cost was \$9.1 million.

"The Fowler Family Baseball and Track Training Center will put us a step ahead of our competition. That is where we and all Razorback fans want us to be, leading the way not just in the SEC, but around the country."

- Vice Chancellor and Director of Athletics Jeff Long





FWLER FAMILY TRAINING CENTER

The facility provides approximately 52,000 square feet of climate-controlled practice space, including a full size practice infield, throwing area, batting areas and ancillary team spaces.

"This place has that WOW FACTOR that student-athletes are looking for."

- Head Coach Dave Van Horn

BEST PRACTICE FACILITIES/PLAYER AMENITIES

According to D1Baseball.com survey

1.



2.



3.

LSU



5.





2016 Review





Michael Bernal earned National Player of the Week honors in February after helping Arkansas sweep the weekend at the prestigious Houston College Classic. Bernal hit three home runs and totaled seven RBIs during the tournament against three nationally ranked teams.

Baum Stadium Turns 20 Years Old

The long time home of Razorback Baseball turned 20 years old during the 2016 season. Since its opening on April 13, 1996, Baum Stadium has set the standard for college baseball stadiums around the country and has seen more than 600 games during its tenure. After replacing the old George Cole Field, Baum Stadium has hosted five NCAA regionals and two NCAA Super Regionals. The park succeeds with its look and feel of an MLB stadium and has the second largest seating capacity in the SEC. The Hogs have recorded 16-straight seasons with a winning record at Baum Stadium, including the last 11 seasons with 20 or more wins. Overall, Arkansas is 467-194 at Baum Stadium, good for a .707 winning percentage.

Baum Stadium's MLB-Caliber Upgrade

A new upgrade to Baum Stadium welcomed fans at the start of the 2016 season. The Razorbacks installed one of the largest video boards in college baseball, 1,430 percent larger than its predecessor. The massive 25 foot by 71 foot LED video board enhanced an already memorable experience by providing 1,775 square feet of digital space for live high-definition video, instant replays, up-to-the-minute statistics, and game information, graphics and animation.

Arkansas Continues To Rank In Top-Five In Attendance

For the 12th straight year, Arkansas placed in the top five in the nation in total and average attendance. With 7,815 fans per game and despite playing just 34 home games, the Razorbacks continued to draw the fans, finishing fourth in average attendance. A total of 265,718 fans visited Baum Stadium during the 2016 season, which was good for fifth in the country. The 2016 season opener against Central Michigan was the most highly attended opening day game in Razorback history as 9,620 fans enjoyed the unseasonably warm temperatures and witnessed a 6-1 victory. That series with the Chippewas also set an opening series attendance record as 28,492 fans came through the turnstiles for all three games. Arkansas sold 11,341 tickets for the second game of the series against Central Michigan, marking the third-largest crowd in Baum Stadium history.

Bernal Leads Arkansas To Houston College Classic Sweep

Michael Bernal hit .333 with three home runs and seven RBI in the Houston College Classic, earning Most Outstanding Player honors while helping Arkansas to wins over No. 24 Rice, No. 9 Houston and No. 23 Texas Tech. Bernal hit two home runs against Houston, becoming only the third Razorback since 2014 to hit multiple home runs in a game. His third home run of the weekend completed a big five-run comeback in a 10-6 win over Texas Tech. That win propelled Arkansas to an 8-0 start, matching the second-best start under head coach Dave Van Horn.

Walk-Off Wins In March

Arkansas walked off with three wins in the month of March in three different weekend series. With the series tied 1-1 and the game tied 2-2, senior Cullen Gassaway drew a bases-loaded, walk-off walk for the 3-2 win and 2-1 series win over Eastern Illinois. Later that week, Gassaway delivered again, with an RBI single for a 3-2 win in the series opener of a sweep of Western Illinois. The Razorbacks also captured their first SEC win in walk-off fashion, as Luke Bonfield delivered with an RBI single for a 3-2 win on Friday night in a series sweep of Auburn.

Taccolini, Jackson Pitch Arkansas Past No. 12 Kentucky

Dominic Taccolini and Zach Jackson tossed back-to-back complete-game shutouts, as Arkansas claimed the weekend series at No. 12 Kentucky. Taccolini went 10 shutout innings, striking out a career-high 10 batters and not allowing a walk. It was the longest outing by a Razorback starting pitcher since 2004. His performance also earned him SEC Co-Pitcher of the Week honors. Jackson pitched Arkansas to the series win the following day, as he threw a complete seven innings in the first game of a double-header. He struck out a career-high eight batters and allowed just two hits in the longest outing of his Razorback career.



Carson Shaddy finished the 2016 season leading the Razorbacks offensively with a .332 batting average and 70 hits. He tied with Luke Bonfield for the team lead with eight home runs. Shaddy set new career-highs in all offensive categories.



Baum Stadium celebrated its 20th season as the home of Arkansas Razorback baseball in 2016. The fans continued to turn out in support of the Hogs as Arkansas maintained a top-five attendance number for the 12th-straight year. Arkansas finished fourth in the nation in average attendance per game (7,815) and set an opening day attendance record (9,620) against Central Michigan on Feb. 19.

Hogs Defeat Seven Nationally Ranked Opponents In 2016

Arkansas took home wins against seven nationally ranked opponents last season, two which reached the College World Series. The Hogs were off to one of their best starts under head coach Dave Van Horn when they went undefeated against No. 24 Rice, No. 9 Houston, and No. 23 Texas Tech in the Houston College Classic. Later in the year, Arkansas defeated No. 25 Creighton, No. 12 Kentucky, No. 18 Oklahoma State and No. 2 Texas A&M. Both Oklahoma State and Texas Tech reached the College World Series in 2016 and finished in the top five in the nation.

Six Razorbacks Drafted Into MLB

For the 42nd-consecutive year, Arkansas had at least one player selected in the MLB Draft. There were six draftees in the 2016 MLB Draft, led by Zach Jackson, who was selected in the third round, No. 102 overall, by the Toronto Blue Jays. He became the sixth Razorback players to be taken in the draft's first three rounds since 2013. Joining Jackson were teammates OF Clark Eagan (9th round, Pittsburgh Pirates), RHP Dominic Taccolini (16th round, Toronto Blue Jays), SS Michael Bernal (29th round, San Francisco Giants), RHP Doug Willey (32nd round, Los Angeles Angels) and RHP James Teague (37th round, Baltimore Orioles).

Nomura Named To Community Service Team

Senior infielder Rick Nomura was recognized for his good works off the field at the end of the regular season when he was named to the 2016 SEC Community Service Team. The SEC supports a Community Service Team for each of its 21 league-sponsored sports and looks to highlight an athlete from each school who gives back to his community in superior service efforts. The Waipahu, Hawaii, native helped organized numerous community service projects in Arkansas, including the Book Hogs program and the Arvest Heart Walk. He was a member of the Student Athlete Advisory Committee (SAAC) and Campus Connections Committee. The Book Hogs program involves Razorback student-athletes visiting local elementary schools to read with children and emphasize the importance of reading while in school.



Pitcher Zach Jackson led a group of six Razorbacks, who were drafted in the 2016 MLB Draft. Jackson was selected by the Toronto Blue Jays in the third round as the No. 102 overall pick. During his three-year Razorback career, he notched 15 saves, tying for second in program history.

2016 Season Results

2016 RECORD: 26-29 • HOME: 20-14 • AWAY: 3-15 • NEUTRAL: 3-0 • SEC: 7-23

Game date	Opposing team	Score	Arkansas R-H-E	Opponent R-H-E	Inns	Overall	SEC	Pitcher of record	Attend	Time
Feb 19, 2016	CENTRAL MICHIGAN	W, 6-1	6-8-0	1-2-3	9	1-0-0	0-0-0	Taccolini, D (W 1-0)	9620	2:43
Feb 20, 2016	CENTRAL MICHIGAN	W, 4-3	4-9-0	3-7-1	9	2-0-0	0-0-0	Knight, B. (W 1-0)	11341	2:58
Feb 21, 2016	CENTRAL MICHIGAN	W, 9-4	9-10-1	4-7-4	8	3-0-0	0-0-0	Dahl, A. (W 1-0)	7531	3:06
Feb 23, 2016	MISS. VALLEY STATE	W, 21-4	21-19-2	4-7-1	9	4-0-0	0-0-0	Campbell, I. (W 1-0)	6328	2:43
Feb 24, 2016	MISS. VALLEY STATE	W, 20-0	20-15-0	0-4-6	9	5-0-0	0-0-0	Rogers, W. (W 1-0)	6513	2:32
Feb 26, 2016	vs Rice^	W, 5-2	5-7-0	2-6-0	9	6-0-0	0-0-0	Taccolini, D (W 2-0)	5335	2:42
Feb 27, 2016	vs Houston^	W, 12-3	12-13-0	3-11-2	9	7-0-0	0-0-0	Teague, J. (W 1-0)	7881	3:27
Feb 28, 2016	vs Texas Tech^	W, 10-6	10-12-0	6-11-1	9	8-0-0	0-0-0	Chadwick, C. (W 1-0)	0	4:05
Mar 02, 2016	LOUISIANA TECH	L, 2-3	2-6-0	3-6-1	9	8-1-0	0-0-0	Teague, J. (L 1-1)	6855	2:36
Mar 04, 2016	EASTERN ILLINOIS	W, 5-2	5-8-0	2-8-1	9	9-1-0	0-0-0	Taccolini, D (W 3-0)	7957	2:55
Mar 05, 2016	EASTERN ILLINOIS	L, 8-10	8-11-6	10-16-0	(12)	9-2-0	0-0-0	Jackson, Z. (L 0-1)	10422	4:19
Mar 06, 2016	EASTERN ILLINOIS	W, 3-2	3-6-2	2-4-4	9	10-2-0	0-0-0	Teague, J. (W 2-1)	7649	2:30
Mar 09, 2016	GONZAGA	L, 10-15	10-10-1	15-18-0	9	10-3-0	0-0-0	Dahl, A. (L 1-1)	6483	4:02
Mar 11, 2016	WESTERN ILLINOIS	W, 3-2	3-4-3	2-4-2	(10)	11-3-0	0-0-0	Jackson, Z. (W 1-1)	6639	3:11
Mar 12, 2016	WESTERN ILLINOIS	W, 9-3	9-15-1	3-9-2	9	12-3-0	0-0-0	Knight, B. (W 2-0)	8655	3:14
Mar 13, 2016	WESTERN ILLINOIS	W, 3-0	3-6-1	0-2-1	9	13-3-0	0-0-0	Loseke, B. (W 1-0)	6927	2:41
Mar 15, 2016	GRAMBLING STATE	W, 14-4	14-15-0	4-8-2	9	14-3-0	0-0-0	Campbell, I. (W 2-0)	7489	2:49
Mar 16, 2016	GRAMBLING STATE	W, 3-2	3-4-1	2-6-2	9	15-3-0	0-0-0	Alberius, J. (W 1-0)	6833	2:34
Mar 18, 2016	at South Carolina*	L, 6-10	6-12-0	10-16-0	9	15-4-0	0-1-0	Taccolini, D (L 3-1)	7511	2:48
Mar 19, 2016	at South Carolina*	L, 2-6	2-4-0	6-8-1	9	15-5-0	0-2-0	Teague, J. (L 2-2)	7258	2:43
Mar 20, 2016	at South Carolina*	L, 6-8	6-9-1	8-10-2	9	15-6-0	0-3-0	Jackson, Z. (L 1-2)	6867	3:02
Mar 25, 2016	AUBURN*	W, 3-2	3-9-0	2-9-2	9	16-6-0	1-3-0	Alberius, J. (W 2-0)	8673	3:08
Mar 26, 2016	AUBURN*	W, 14-7	14-14-0	7-12-1	9	17-6-0	2-3-0	McKinney, K. (W 1-0)	9303	3:42
Mar 27, 2016	AUBURN*	W, 3-1	3-7-0	1-10-1	9	18-6-0	3-3-0	Jackson, Z. (W 2-2)	6675	3:10
Mar 29, 2016	at Oklahoma State	L, 4-5	4-8-1	5-8-2	9	18-7-0	3-3-0	Willey, D. (L 0-1)	2418	3:32
Apr 01, 2016	MISSOURI*	W, 7-6	7-13-2	6-9-1	9	19-7-0	4-3-0	Willey, D. (W 1-1)	9012	3:11
Apr 02, 2016	MISSOURI*	L, 5-8	5-8-1	8-11-1	9	19-8-0	4-4-0	McKinney, K. (L 1-1)	9866	3:26
Apr 03, 2016	MISSOURI*	L, 1-10	1-6-1	10-9-0	9	19-9-0	4-5-0	Loseke, B. (L 1-1)	8088	3:08
Apr 06, 2016	at Memphis!	W, 12-4	12-16-1	4-10-4	9	20-9-0	4-5-0	Hart, H. (W 1-0)	2824	3:22
Apr 08, 2016	at Ole Miss*	L, 3-7	3-7-0	7-11-0	9	20-10-0	4-6-0	Teague, J. (L 2-3)	9051	3:01
Apr 09, 2016	at Ole Miss*	L, 9-14	9-14-2	14-16-1	9	20-11-0	4-7-0	Jackson, Z. (L 2-3)	9747	3:47
Apr 10, 2016	at Ole Miss*	L, 7-8	7-10-0	8-12-3	9	20-12-0	4-8-0	Loseke, B. (L 1-2)	8060	3:52
Apr 12, 2016	ULM%	W, 3-1	3-6-1	1-4-1	9	21-12-0	4-8-0	Alberius, J. (W 3-0)	7327	2:50
Apr 14, 2016	FLORIDA*	L, 8-12	8-10-5	12-12-2	9	21-13-0	4-9-0	Taccolini, D (L 3-2)	8348	3:57
Apr 15, 2016	FLORIDA*	L, 2-9	2-9-2	9-13-0	9	21-14-0	4-10-0	McKinney, K. (L 1-2)	9219	3:26
Apr 16, 2016	FLORIDA*	L, 2-8	2-9-1	8-7-0	9	21-15-0	4-11-0	Jackson, Z. (L 2-4)	9371	3:49
Apr 19, 2016	CREIGHTON	W, 6-2	6-11-1	2-9-2	9	22-15-0	4-11-0	Campbell, I. (W 3-0)	6729	3:03
Apr 22, 2016	at Kentucky*	W, 1-0	1-7-1	0-5-0	(10)	23-15-0	5-11-0	Taccolini, D (W 4-2)	2508	3:00
Apr 23, 2016	at Kentucky*	W, 2-0	2-5-1	0-2-2	7	24-15-0	6-11-0	Jackson, Z. (W 3-4)	-	1:54
Apr 23, 2016	at Kentucky*	L, 4-5	4-5-0	5-10-2	7	24-16-0	6-12-0	Willey, D. (L 1-2)	2319	2:42
Apr 26, 2016	OKLAHOMA STATE	W, 7-6	7-11-1	6-8-0	9	25-16-0	6-12-0	Teague, J. (W 3-3)	7164	3:58
Apr 30, 2016	TEXAS A&M*	W, 9-5	9-13-0	5-10-1	9	26-16-0	7-12-0	Taccolini, D (W 5-2)	-	3:10
Apr 30, 2016	TEXAS A&M*	L, 8-11	8-14-3	11-15-1	(11)	26-17-0	7-13-0	Knight, B. (L 2-1)	9752	4:44
May 01, 2016	TEXAS A&M*	L, 2-6	2-8-1	6-10-0	9	26-18-0	7-14-0	McKinney, K. (L 1-3)	8326	2:46
May 03, 2016	at Missouri State	L, 6-14	6-10-1	14-12-1	9	26-19-0	7-14-0	Rogers, W. (L 1-1)	1609	3:28
May 06, 2016	at LSU*	L, 4-5	4-8-2	5-6-0	9	26-20-0	7-15-0	Taccolini, D (L 5-3)	10408	3:33
May 07, 2016	at LSU*	L, 9-10	9-15-4	10-16-3	(10)	26-21-0	7-16-0	Alberius, J. (L 3-1)	10707	5:02
May 08, 2016	at LSU*	L, 1-7	1-8-0	7-10-0	9	26-22-0	7-17-0	McKinney, K. (L 1-4)	10109	3:03
May 13, 2016	ALABAMA*	L, 6-8	6-11-0	8-8-1	9	26-23-0	7-18-0	Taccolini, D (L 5-4)	8329	3:16
May 14, 2016	ALABAMA*	L, 4-10	4-12-0	10-8-0	9	26-24-0	7-19-0	McKinney, K. (L 1-5)	8547	2:50
May 15, 2016	ALABAMA*	L, 4-7	4-4-0	7-10-3	9	26-25-0	7-20-0	Teague, J. (L 3-4)	7128	3:32
May 17, 2016	MISSOURI STATE	L, 2-8	2-1-2	8-9-1	9	26-26-0	7-20-0	Loseke, B. (L 1-3)	6619	3:06
May 19, 2016	at Mississippi State*	L, 0-7	0-5-5	7-12-1	9	26-27-0	7-21-0	Taccolini, D (L 5-5)	6822	2:43
May 20, 2016	at Mississippi State*	L, 1-5	1-5-2	5-8-1	9	26-28-0	7-22-0	Campbell, I. (L 3-1)	7195	3:00
May 21, 2016	at Mississippi State*	L, 4-9	4-13-3	9-12-1	9	26-29-0	7-23-0	Rodriguez, J. (L 0-1)	8421	3:41

^ - Houston College Classic • * - SEC Game • % - Played at Dickey-Stephens Park (North Little Rock, Ark.) • ! - Played at AutoZone Park (Memphis, Tenn.)

Team Batting

At bats:	45	at LSU (May 07, 2016)
Runs scored:	21	vs Miss. Valley State (Feb 23, 2016)
Hits:	19	vs Miss. Valley State (Feb 23, 2016)
RBI's:	21	vs Miss. Valley State (Feb 23, 2016)
Doubles:	6	vs Western Illinois (Mar 12, 2016)
	6	vs Grambling State (Mar 15, 2016)
Triples:	2	vs Miss. Valley State (Feb 23, 2016)
Home runs:	4	vs Auburn (Mar 26, 2016)
Total bases:	35	vs Miss. Valley State (Feb 23, 2016)
Walks:	13	vs Eastern Illinois (Mar 05, 2016)
Strikeouts:	16	vs Texas A&M (Apr 30, 2016)
Sac hits:	3	vs Central Michigan (Feb 19, 2016)
	3	vs Central Michigan (Feb 20, 2016)
Sac flies:	4	vs Miss. Valley State (Feb. 24, 2016)
Stolen bases:	4	vs Western Illinois (Mar 12, 2016)
Hit by pitch:	4	vs ULM (Apr 12, 2016)
Caught stealing:	2	vs Eastern Illinois (Mar 06, 2016)
Runners LOB:	14	vs Eastern Illinois (Mar 05, 2016)
Hit into DP:	3	at Ole Miss (Apr 10, 2016)
	3	at Missouri State (May 03, 2016)

Team Fielding

Putouts:	36	vs Eastern Illinois (Mar 05, 2016)
Assists:	22	vs Eastern Illinois (Mar 05, 2016)
Errors:	6	vs Eastern Illinois (Mar 05, 2016)
Passed balls:	2	vs Central Michigan (Feb 21, 2016)
DPs turned:	3	vs Texas Tech (Feb 28, 2016 at Houston, Texas)
	3	vs Florida (Apr 15, 2016)
	3	vs Texas A&M (Apr 30, 2016)

Team Pitching

Innings pitched:	12.0	vs Eastern Illinois (Mar 05, 2016)
Runs allowed:	15	vs Gonzaga (Mar 09, 2016)
Earned runs:	14	vs Gonzaga (Mar 09, 2016)
Walks allowed:	10	at LSU (May 07, 2016)
Strikeouts:	15	at LSU (May 07, 2016)
Hits allowed:	18	vs Gonzaga (Mar 09, 2016)
Doubles allowed:	7	at Ole Miss (Apr 09, 2016)
Triples allowed:	3	at Missouri State (May 03, 2016)
Homers allowed:	3	vs Alabama (May 13, 2016)
		vs Alabama (May 14, 2016)
		vs Missouri State (May 17, 2016)
Wild pitches:	4	vs Gonzaga (Mar 09, 2016)
Hit batters:	5	vs Gonzaga (Mar 09, 2016)

Individual Batting

At bats:	7	Carson Shaddy vs Eastern Illinois (Mar 05, 2016)
Runs scored:	4	(4 times)
Hits:	4	Rick Nomura vs Western Illinois (Mar 12, 2016)
	4	Tucker Pennell at LSU (May 07, 2016)
RBI's:	6	Carson Shaddy vs Grambling State (Mar 15, 2016)
Doubles:	2	(9 times)
Triples:	1	(13 times)
Home runs:	2	(4 times)
Total bases:	9	Jake Arledge vs Eastern Illinois (Mar 05, 2016)
Walks:	4	Luke Bonfield at LSU (May 07, 2016)
Strikeouts:	5	Chad Spanberger vs Texas A&M (Apr 30, 2016)
Sac hits:	1	(26 times)
Sac flies:	2	Clark Eagan vs Miss. Valley State (Feb 24, 2016)
Stolen bases:	2	Carson Shaddy at Ole Miss (Apr 08, 2016)
	2	Jake Arledge at LSU (May 06, 2016)
Hit by pitch:	2	Luke Bonfield vs Oklahoma State (Apr 26, 2016)
Caught stealing:	1	(14 times)
Runners LOB:	7	Austin Catron vs Eastern Illinois (Mar 06, 2016)

Fielding

Putouts:	17	Tucker Pennell at LSU (May 07, 2016)
Assists:	9	Michael Bernal vs Florida (Apr 15, 2016)
Errors:	2	(6 times)
Passed balls:	2	Tucker Pennell vs Central Michigan (Feb 21, 2016)

Pitching

Innings pitched:	10.0	Dominic Taccolini at Kentucky (Apr 22, 2016)
Runs allowed:	8	Dominic Taccolini at South Carolina (Mar 18, 2016)
	8	Dominic Taccolini vs Alabama (May 13, 2016)
Earned runs:	8	Dominic Taccolini at South Carolina (Mar 18, 2016)
	8	Dominic Taccolini vs Alabama (May 13, 2016)
Walks allowed:	5	(4 times)
Strikeouts:	10	Dominic Taccolini at Kentucky (Apr 22, 2016)
Hits allowed:	12	Dominic Taccolini at South Carolina (Mar 18, 2016)
Doubles allowed:	3	(5 times)
Triples allowed:	2	Josh Alberius at Missouri State (May 03, 2016)
Homers allowed:	3	Dominic Taccolini vs Alabama (May 13, 2016)
Wild pitches:	3	Hunter Hart vs Gonzaga (Mar 09, 2016)
	3	Dominic Taccolini at LSU (May 06, 2016)
	3	Zach Jackson vs Alabama (May 15, 2016)
Hit batters:	2	(6 times)



Michael Bernal was the only Razorback with a multi-home run game in 2016. He notched a pair of such games on Feb. 27 against No. 9 Houston and March 25 against Auburn.



Dominic Taccolini recorded a 10-inning complete game shutout on April 22 at No. 12 Kentucky. It was the longest outing by a Razorback starting pitcher since 2004.

2016 Overall Statistics

2016 RECORD: 26-29 • HOME: 20-14 • AWAY: 3-15 • NEUTRAL: 3-0 • SEC: 7-23

Individual Hitting

#	Player	AVG	GP	GS	AB	R	H	2B	3B	HR	RBI	TB	SLG%	BB	HBP	SO	GDP	OB%	SF	SH	SB	ATT	PO	A	E	FLD%
20	Carson Shaddy	.332	54	53	211	41	70	12	2	8	35	110	.521	23	3	52	4	.400	3	0	5	9	65	60	14	.899
17	Luke Bonfield	.304	49	48	171	29	52	11	0	8	39	87	.509	26	4	41	4	.402	3	0	0	2	42	0	1	.977
9	Clark Eagan	.298	55	55	225	37	67	8	2	7	37	100	.444	22	6	37	3	.370	4	3	5	6	213	42	7	.973
29	Cullen Gassaway	.289	42	39	142	18	41	7	1	0	24	50	.352	17	1	35	3	.362	3	2	2	2	295	17	4	.987
3	Michael Bernal	.274	54	54	201	37	55	9	1	8	37	90	.448	14	6	35	3	.338	1	1	0	1	81	175	12	.955
1	Rick Nomura	.272	54	52	195	41	53	14	1	4	28	81	.415	27	2	28	6	.361	3	2	6	8	120	161	6	.979
33	Grant Koch	.276	29	21	76	11	21	5	1	2	14	34	.447	11	2	19	2	.382	0	0	0	1	104	20	1	.992
27	Tucker Pennell	.265	46	40	136	16	36	10	0	2	12	52	.382	12	3	28	2	.338	0	3	2	3	320	55	6	.984
8	Eric Cole	.265	32	25	102	14	27	2	1	0	7	31	.304	13	1	24	0	.350	1	4	2	2	33	0	0	1.000
19	Austin Catron	.261	27	22	88	13	23	2	1	2	16	33	.375	7	1	19	4	.313	3	2	1	2	23	1	1	.960
15	Jake Arledge	.245	40	28	106	28	26	6	3	2	11	44	.415	21	6	27	2	.393	2	1	7	7	42	3	0	1.000
24	Chad Spanberger	.225	33	28	102	11	23	4	0	6	17	45	.441	13	2	40	0	.325	0	1	0	1	36	0	0	1.000
7	Darien Simms	.214	27	4	28	12	6	0	0	0	3	6	.214	3	2	9	0	.333	0	2	6	6	6	0	0	1.000
5	Cody Scroggins	.204	28	16	49	7	10	0	0	0	6	10	.204	6	0	8	1	.291	0	4	4	4	15	23	2	.950
44	Alex Gosser	.150	11	5	20	3	3	0	0	0	2	3	.150	3	0	4	0	.250	1	0	0	0	17	0	0	1.000
26	Jack Benninghoff	.111	14	4	18	6	2	0	0	0	0	2	.111	4	0	7	0	.273	0	1	0	0	4	0	0	1.000
25	Dominic Taccolini	.000	1	1	0	0	0	0	0	0	0	0	.000	0	0	0	0	.000	0	0	0	0	8	10	1	.947
Totals		.275	55	55	1870	324	515	90	13	49	288	778	.416	222	39	413	34	.360	24	26	40	54	1452	620	63	.970
Opponents		.273	55	55	1844	317	503	91	8	38	283	724	.393	238	49	452	43	.367	19	33	60	98	1433	520	75	.963

LOB - Team (425), Opp (415). DPs turned - Team (49), Opp (43). CI - Team (1), Koch, G. 1, Opp (1). IBB - Team (6), Eagan, C. 2, Spanberger C. 1, Gassaway, C. 1, Shaddy, C. 1, Bernal, M. 1, Opp (5). Picked off - Spanberger C. 2, Cole, E. 1, Bonfield, L. 1, Eagan, C. 1, Arledge, J. 1, Bernal, M. 1, Shaddy, C. 1.

Individual Pitching

#	Player	ERA	W	L	APP	GS	CG	SHO	CBO	SV	IP	H	R	ER	BB	SO	2B	3B	HR	AB	B/Avg	WP	HBP	BK	SFA	SHA
25	Dominic Taccolini	5.75	5	5	15	13	1	1	0	0	72.0	78	52	46	26	61	10	2	6	282	.277	7	7	0	4	6
36	Cannon Chadwick	1.76	1	0	8	0	0	0	1	0	15.1	13	4	3	4	10	2	0	0	54	.241	0	1	0	1	1
16	Blaine Knight	2.98	2	1	18	7	0	0	0	1	48.1	57	24	16	14	46	8	0	3	194	.294	0	1	2	2	4
46	Barrett Loseke	3.03	1	3	17	6	0	0	1	0	32.2	34	11	11	20	35	4	1	2	113	.212	7	3	0	0	2
14	Doug Willey	3.49	1	2	26	0	0	0	2	3	28.1	32	15	11	9	29	8	0	1	108	.296	0	3	0	2	0
55	Isaiah Campbell	3.69	3	1	13	6	0	0	0	0	31.2	31	19	13	11	23	4	0	4	121	.256	1	3	0	1	3
38	Jordan Rodriguez	3.86	0	1	25	0	0	0	1	1	18.2	11	9	8	10	16	2	0	3	63	.175	1	1	0	0	2
10	Josh Alberius	3.90	3	1	25	0	0	0	2	0	32.1	38	18	14	11	40	9	2	4	126	.302	2	4	0	1	2
32	Zach Jackson	5.09	3	4	18	5	1	1	0	4	53.0	47	34	30	40	66	8	0	3	196	.240	8	6	0	1	5
34	Jake Reindl	5.40	0	0	6	0	0	0	1	0	5.0	6	3	3	0	5	1	0	0	21	.286	1	0	0	0	0
5	Cody Scroggins	5.40	0	0	4	0	0	0	0	0	3.1	3	2	2	2	1	0	0	0	11	.273	2	1	0	0	0
37	Weston Rogers	5.85	1	1	11	5	0	0	1	0	20.0	20	13	13	6	17	1	1	3	75	.267	1	0	0	0	4
11	Keaton McKinney	6.66	1	5	13	12	0	0	0	0	52.2	58	46	39	34	31	14	1	4	205	.283	6	7	0	1	3
28	James Teague	6.82	3	4	18	1	0	0	0	0	30.1	33	25	23	20	30	7	1	2	110	.300	4	3	0	4	1
30	Hunter Hart	7.62	1	0	10	0	0	0	0	0	13.0	12	14	11	12	14	3	0	0	46	.261	7	3	0	1	0
18	Anthony Dahl	8.18	1	1	10	0	0	0	0	0	11.0	18	10	10	5	12	4	0	1	49	.367	0	2	0	1	0
21	Kacey Murphy	8.49	0	0	14	0	0	0	1	0	11.2	16	13	11	9	14	6	0	1	51	.314	0	3	0	0	0
13	Ty Harris	9.64	0	0	7	0	0	0	2	0	4.2	6	5	5	5	2	0	0	1	19	.316	2	1	0	0	0
Totals		5.00	26	29	55	55	2	4	2	9	484.0	503	317	269	238	452	91	8	38	1844	.273	49	49	2	19	33
Opponents		5.12	29	26	55	55	3	1	0	13	477.2	515	324	272	222	413	90	13	49	1870	.275	42	39	4	24	26

PB - Team (6), Pennell, T. 4, Koch, G. 2, Opp (11). Pickoffs - Team (13), Pennell, T. 4, Teague, J. 2, Loseke, B. 2, Alberius, J. 2, Rogers, W. 1, Koch, G. 1, Hart, H. 1, Opp (8). SBA/ATT - Pennell, T. (51-78), Taccolini, D. (14-20), Koch, G. (8-19), Jackson, Z. (13-16), Knight, B. (6-12), McKinney, K. (5-10), Teague, J. (4-9), Willey, D. (4-7), Rogers, W. (4-5), Loseke, B. (2-4), Chadwick, C. (2-4), Campbell, I. (1-4), Hart, H. (2-3), Dahl, A. (1-2), Alberius, J. (1-1), Gosser, A. (1-1), Murphy, K. (1-1).

Position Player Fielding

#	Player	C	PO	A	E	FLD%	DPs	SBA	CSB	SBA%	PB	CI
15	Jake Arledge	45	42	3	0	1.000	0	0	0	.000	0	0
24	Chad Spanberger	36	36	0	0	1.000	0	0	0	.000	0	0
8	Eric Cole	33	33	0	0	1.000	0	0	0	.000	0	0
44	Alex Gosser	17	17	0	0	1.000	0	1	0	1.000	0	0
46	Barrett Loseke	8	4	4	0	1.000	0	2	2	.500	0	0
55	Isaiah Campbell	8	2	6	0	1.000	0	1	3	.250	0	0
14	Doug Willey	6	5	1	0	1.000	1	4	3	.571	0	0
7	Darien Simms	6	6	0	0	1.000	0	0	0	.000	0	0
30	Hunter Hart	5	1	4	0	1.000	1	2	1	.667	0	0
26	Jack Benninghoff	4	4	0	0	1.000	0	0	0	.000	0	0
10	Josh Alberius	4	1	3	0	1.000	0	1	0	1.000	0	0
37	Weston Rogers	4	0	4	0	1.000	0	4	1	.800	0	0
21	Kacey Murphy	3	2	1	0	1.000	1	1	0	1.000	0	0
18	Anthony Dahl	1	0	1	0	1.000	0	1	1	.500	0	0
33	Grant Koch	125	104	20	1	.992	1	8	11	.421	2	1
29	Cullen Gassaway	316	295	17	4	.987	28	0	0	.000	0	0
27	Tucker Pennell	381	320	55	6	.984	4	51	27	.654	4	0
1	Rick Nomura	287	120	161	6	.979	35	0	0	.000	0	0
17	Luke Bonfield	43	42	0	1	.977	0	0	0	.000	0	0

Position Player Fielding

#	Player	C	PO	A	E	FLD%	DPs	SBA	CSB	SBA%	PB	CI
9	Clark Eagan	262	213	42	7	.973	18	0	0	.000	0	0
19	Austin Catron	25	23	1	1	.960	2	0	0	.000	0	0
3	Michael Bernal	268	81	175	12	.955	36	0	0	.000	0	0
5	Cody Scroggins	40	15	23	2	.950	3	0	0	.000	0	0
25	Dominic Taccolini	19	8	10	1	.947	0	14	6	.700	0	0
32	Zach Jackson	10	2	7	1	.900	1	13	3	.813	0	0
20	Carson Shaddy	139	65	60	14	.899	5	0	0	.000	0	0
38	Jordan Rodriguez	8	2	5	1	.875	0	0	0	.000	0	0
16	Blaine Knight	8	4	3	1	.875	0	6	6	.500	0	0
28	James Teague	7	2	4	1	.857	0	4	5	.444	0	0
11	Keaton McKinney	13	3	7	3	.769	0	5	5	.500	0	0
36	Cannon Chadwick	4	0	3	1	.750	0	2	2	.500	0	0
34	Jake Reindl	0	0	0	0	.000	0	0	0	.000	0	0
13	Ty Harris	0	0	0	0	.000	0	0	0	.000	0	0
Totals		2135	1452	620	63	.970	49	60	38	.612	6	1
Opponents		2028	1433	520	75	.963	43	40	14	.741	11	1

2016 SEC Statistics

2016 SEC RECORD: 7-23 • HOME: 5-10 • AWAY: 2-13

Individual Hitting

#	Player	AVG	GP	GS	AB	R	H	2B	3B	HR	RBI	TB	SLG%	BB	HBP	SO	GDP	OB%	SF	SH	SB	ATT	PO	A	E	FLD%
29	Cullen Gassaway	.303	23	21	76	8	23	6	0	0	10	29	.382	7	0	20	0	.361	0	2	1	1	143	7	2	.987
20	Carson Shaddy	.286	30	30	119	17	34	7	1	2	14	49	.412	13	0	34	1	.356	0	0	4	6	39	24	7	.900
3	Michael Bernal	.282	29	29	110	18	31	3	1	4	17	48	.436	7	4	23	2	.347	0	0	0	1	44	84	7	.948
1	Rick Nomura	.278	30	30	115	19	32	10	0	1	12	45	.391	11	1	19	4	.344	1	0	3	3	62	92	3	.981
9	Clark Eagan	.278	30	30	126	19	35	3	1	5	17	55	.437	8	3	24	2	.333	1	0	0	0	131	30	6	.964
17	Luke Bonfield	.262	29	28	103	13	27	3	0	4	16	42	.408	17	0	26	3	.367	0	0	0	1	31	0	1	.969
27	Tucker Pennell	.250	27	26	84	8	21	3	0	1	7	27	.321	7	2	21	1	.323	0	1	0	0	188	32	6	.973
26	Jack Benninghoff	1.000	2	0	1	0	1	0	0	0	0	1	1.000	0	0	0	0	1.000	0	0	0	0	0	0	0	.000
19	Austin Catron	.353	10	8	34	7	12	1	1	1	5	18	.529	1	0	10	1	.361	1	0	1	1	0	0	0	.000
24	Chad Spanberger	.258	20	18	62	7	16	1	0	3	8	26	.419	6	1	24	0	.333	0	0	0	1	27	0	0	1.000
8	Eric Cole	.250	13	9	40	2	10	1	0	0	0	11	.275	4	0	9	0	.318	0	0	1	1	13	0	0	1.000
5	Cody Scroggins	.250	15	11	32	4	8	0	0	0	4	8	.250	3	0	6	0	.314	0	2	3	3	5	11	2	.889
44	Alex Gosser	.231	6	3	13	1	3	0	0	0	2	3	.231	1	0	2	0	.267	1	0	0	0	9	0	0	1.000
33	Grant Koch	.196	16	10	46	3	9	3	0	1	6	15	.326	3	0	13	1	.245	0	0	0	1	32	9	0	1.000
15	Jake Arledge	.179	21	14	56	9	10	3	1	0	4	15	.268	7	0	19	2	.266	1	1	3	3	24	3	0	1.000
7	Darien Simms	.100	12	3	20	2	2	0	0	0	1	2	.100	1	1	9	0	.182	0	0	2	2	5	0	0	1.000
Totals		.264	30	30	1037	137	274	44	5	22	123	394	.380	96	12	259	17	.332	5	6	18	24	774	324	37	.967
Opponents		.301	30	30	1020	211	307	58	5	24	189	447	.438	156	29	234	20	.403	16	13	36	57	795	297	31	.972

LOB - Team (224), Opp (249). DPs turned - Team (24), Opp (24). IBB - Team (1), Gassaway, C. 1, Opp (5). Picked off - Bonfield, L. 1, Bernal, M. 1, Shaddy, C. 1, Spanberger C. 1, Eagan, C. 1.

Individual Pitching

#	Player	ERA	W	L	APP	GS	CG	SHO	CBO	SV	IP	H	R	ER	BB	SO	2B	3B	HR	AB	B/Avg	WP	HBP	BK	SFA	SHA
32	Zach Jackson	5.98	2	3	11	5	1	1	0	1	40.2	38	30	27	33	50	7	0	2	155	.245	7	4	0	1	0
11	Keaton McKinney	6.75	1	5	9	8	0	0	0	0	37.1	42	33	28	25	27	11	1	3	149	.282	6	4	0	1	1
25	Dominic Taccolini	7.49	2	5	10	9	1	1	0	0	45.2	64	44	38	20	35	9	2	6	192	.333	7	6	0	4	5
36	Cannon Chadwick	0.00	0	0	1	0	0	0	0	0	2.2	2	0	0	0	0	0	0	0	10	.200	0	0	0	0	0
34	Jake Reindl	0.00	0	0	1	0	0	0	0	0	0.2	0	0	0	0	1	0	0	0	2	.000	0	0	0	0	0
16	Blaine Knight	1.78	0	1	9	2	0	0	0	0	25.1	30	13	5	8	25	4	0	2	104	.288	0	1	1	2	1
10	Josh Alberius	2.70	1	1	13	0	0	0	0	0	16.2	20	9	5	6	19	8	0	2	63	.317	1	1	0	1	2
18	Anthony Dahl	3.00	0	0	3	0	0	0	0	0	3.0	2	1	1	0	3	0	0	1	10	.200	0	0	0	0	0
55	Isaiah Campbell	3.86	0	1	7	1	0	0	0	0	16.1	17	12	7	7	10	3	0	1	66	.258	0	1	0	1	0
46	Barrett Loseke	4.50	0	2	9	4	0	0	0	0	18.0	15	9	9	13	22	2	1	1	63	.238	4	2	0	0	1
38	Jordan Rodriguez	4.70	0	1	13	0	0	0	0	0	7.2	4	5	4	6	7	0	0	2	25	.160	0	1	0	0	2
5	Cody Scroggins	5.40	0	0	4	0	0	0	0	0	3.1	3	2	2	2	1	0	0	0	11	.273	2	1	0	0	0
14	Doug Willey	6.75	1	1	12	0	0	0	0	0	14.2	22	14	11	6	16	6	0	1	58	.379	0	3	0	2	0
28	James Teague	10.19	0	3	9	1	0	0	0	0	17.2	25	21	20	16	12	4	1	1	67	.373	1	3	0	3	1
30	Hunter Hart	12.27	0	0	2	0	0	0	0	0	3.2	5	6	5	6	3	2	0	0	14	.357	1	1	0	1	0
21	Kacey Murphy	16.88	0	0	4	0	0	0	0	0	2.2	10	5	5	3	3	2	0	0	17	.588	0	0	0	0	0
37	Weston Rogers	18.00	0	0	2	0	0	0	0	0	1.0	3	2	2	1	0	0	0	1	6	.500	0	0	0	0	0
13	Ty Harris	45.00	0	0	2	0	0	0	0	0	1.0	5	5	5	4	0	0	0	1	8	.625	1	1	0	0	0
Totals		4.45	17	12	29	29	2	2	1	8	255.0	264	143	126	132	211	38	4	17	974	.271	20	32	2	8	13
Opponents		4.79	12	17	29	29	1	1	1	6	252.0	268	154	134	102	209	47	3	23	979	.274	22	29	1	12	16

PB - Team (3), Pennell, T. 2, Koch, G. 1, Opp (3). Pickoffs - Team (7), Pennell, T. 2, Loseke, B. 2, Alberius, J. 2, Koch, G. 1, Opp (5). SBA/ATT - Pennell, T. (33-51), Jackson, Z. (11-14), Taccolini, D. (10-13), Knight, B. (3-6), Koch, G. (3-6), Teague, J. (1-5), Willey, D. (2-5), McKinney, K. (3-5), Hart, H. (2-3), Loseke, B. (2-3), Campbell, I. (1-1), Chadwick, C. (1-1), Dahl, A. (0-1).

Position Player Fielding

#	Player	C	PO	A	E	FLD%	DPS	SBA	CSB	SBA%	PB	CI
33	Grant Koch	41	32	9	0	1.000	1	3	3	.500	1	0
24	Chad Spanberger	27	27	0	0	1.000	0	0	0	.000	0	0
15	Jake Arledge	27	24	3	0	1.000	0	0	0	.000	0	0
8	Eric Cole	13	13	0	0	1.000	0	0	0	.000	0	0
44	Alex Gosser	9	9	0	0	1.000	0	0	0	.000	0	0
32	Zach Jackson	7	2	5	0	1.000	1	11	3	.786	0	0
46	Barrett Loseke	6	3	3	0	1.000	0	2	1	.667	0	0
7	Darien Simms	5	5	0	0	1.000	0	0	0	.000	0	0
10	Josh Alberius	4	1	3	0	1.000	0	0	0	.000	0	0
38	Jordan Rodriguez	4	1	3	0	1.000	0	0	0	.000	0	0
16	Blaine Knight	4	2	2	0	1.000	0	3	3	.500	0	0
55	Isaiah Campbell	3	1	2	0	1.000	0	1	0	1.000	0	0
14	Doug Willey	2	2	0	0	1.000	0	2	3	.400	0	0
18	Anthony Dahl	1	0	1	0	1.000	0	0	1	.000	0	0
29	Cullen Gassaway	152	143	7	2	.987	14	0	0	.000	0	0
1	Rick Nomura	157	62	92	3	.981	16	0	0	.000	0	0
27	Tucker Pennell	226	188	32	6	.973	3	33	18	.647	2	0
17	Luke Bonfield	32	31	0	1	.969	0	0	0	.000	0	0

Position Player Fielding

#	Player	C	PO	A	E	FLD%	DPS	SBA	CSB	SBA%	PB	CI
9	Clark Eagan	167	131	30	6	.964	10	0	0	.000	0	0
3	Michael Bernal	135	44	84	7	.948	19	0	0	.000	0	0
25	Dominic Taccolini	15	6	8	1	.933	0	10	3	.769	0	0
20	Carson Shaddy	70	39	24	7	.900	1	0	0	.000	0	0
5	Cody Scroggins	18	5	11	2	.889	0	0	0	.000	0	0
11	Keaton McKinney	7	2	4	1	.857	0	3	2	.600	0	0
28	James Teague	3	1	1	1	.667	0	1	4	.200	0	0
37	Weston Rogers	0	0	0	0	.000	0	0	0	.000	0	0
36	Cannon Chadwick	0	0	0	0	.000	0	1	0	1.000	0	0
19	Austin Catron	0	0	0	0	.000	0	0	0	.000	0	0
30	Hunter Hart	0	0	0	0	.000	0	2	1	.667	0	0
26	Jack Benninghoff	0	0	0	0	.000	0	0	0	.000	0	0
34	Jake Reindl	0	0	0	0	.000	0	0	0	.000	0	0
13	Ty Harris	0	0	0	0	.000	0	0	0	.000	0	0
21	Kacey Murphy	0	0	0	0	.000	0	0	0	.000	0	0
Totals		1135	774	324	37	.967	24	36	21	.632	3	0
Opponents		1123	795	297	31	.972	24	18	6	.750	3	0

Hitting minimums - 1 Games 2.5 AB/Game

Pitching minimums - 1 Games 20% of Games 1.0 IP/Game

Game-By-Game Hitting

2016 RECORD: 26-29 • HOME: 20-14 • AWAY: 3-15 • NEUTRAL: 3-0 • SEC: 7-23

Date	Opponent	AB	R	H	RBI	2B	3B	HR	BB	IBB	SB	CS	HBP	SAC	SF	GDP	K	PO	A	E	Avg
Feb 19, 2016	CENTRAL MICHIGAN	30	6	8	4	0	1	0	2	0	0	0	2	3	0	0	6	27	13	0	.267
Feb 20, 2016	CENTRAL MICHIGAN	28	4	9	3	0	0	0	2	0	0	1	0	3	1	2	9	27	13	0	.293
Feb 21, 2016	CENTRAL MICHIGAN	27	9	10	7	1	1	1	7	0	1	0	0	0	1	0	2	24	13	1	.318
Feb 23, 2016	MISS. VALLEY STATE	40	21	19	21	3	2	3	10	0	0	0	0	0	3	0	4	27	15	2	.368
Feb 24, 2016	MISS. VALLEY STATE	37	20	15	19	4	0	3	10	0	1	0	1	1	4	0	4	27	16	0	.377
Feb 26, 2016	vs Rice^	31	5	7	4	4	0	0	3	0	0	0	3	1	1	0	4	27	11	0	.352
Feb 27, 2016	vs Houston^	38	12	13	11	1	0	3	3	0	0	0	1	0	0	0	9	27	9	0	.351
Feb 28, 2016	vs Texas Tech^	36	10	12	7	2	1	2	4	0	3	0	2	1	1	1	8	27	11	0	.348
Mar 02, 2016	LOUISIANA TECH	33	2	6	2	0	0	1	4	1	2	0	0	0	0	1	8	27	13	0	.330
Mar 04, 2016	EASTERN ILLINOIS	33	5	8	5	0	1	2	4	0	2	0	0	0	0	0	7	27	10	0	.321
Mar 05, 2016	EASTERN ILLINOIS	44	8	11	8	2	0	3	13	1	1	0	0	1	0	1	5	36	22	6	.313
Mar 06, 2016	EASTERN ILLINOIS	28	3	6	3	2	0	0	8	2	0	2	1	2	1	0	3	27	14	2	.306
Mar 09, 2016	GONZAGA	35	10	10	9	1	0	1	7	0	0	1	1	0	0	0	8	27	7	1	.305
Mar 11, 2016	WESTERN ILLINOIS	32	3	4	3	1	0	1	5	0	2	0	1	2	0	0	5	30	13	3	.292
Mar 12, 2016	WESTERN ILLINOIS	39	9	15	9	6	0	2	3	0	4	0	0	0	1	0	3	27	16	1	.299
Mar 13, 2016	WESTERN ILLINOIS	28	3	6	3	1	0	0	3	0	1	0	2	2	0	1	9	27	13	1	.295
Mar 15, 2016	GRAMBLING STATE	40	14	15	13	6	0	1	5	0	0	0	3	0	1	0	6	27	13	0	.301
Mar 16, 2016	GRAMBLING STATE	25	3	4	2	1	0	0	7	0	2	1	1	0	1	1	5	27	11	1	.295
Mar 18, 2016	at South Carolina*	39	6	12	6	3	0	2	1	0	0	0	0	0	0	0	13	24	13	0	.295
Mar 19, 2016	at South Carolina*	29	2	4	1	0	0	0	4	0	1	0	2	0	0	2	9	24	8	0	.289
Mar 20, 2016	at South Carolina*	33	6	9	4	2	0	0	3	0	2	0	1	0	1	0	11	24	9	1	.288
Mar 25, 2016	AUBURN*	32	3	9	3	2	0	0	1	0	0	0	0	0	0	1	5	27	11	0	.288
Mar 26, 2016	AUBURN*	38	14	14	11	2	0	4	7	0	0	0	0	0	0	1	2	27	9	0	.292
Mar 27, 2016	AUBURN*	32	3	7	3	0	0	0	3	0	0	0	0	0	0	0	8	27	12	0	.289
Mar 29, 2016	at Oklahoma State	34	4	8	3	2	0	0	6	0	0	1	0	1	0	2	10	24	10	1	.287
Apr 01, 2016	MISSOURI*	34	7	13	7	2	0	0	1	0	0	0	0	2	1	0	6	27	9	2	.290
Apr 02, 2016	MISSOURI*	35	5	8	5	1	1	1	4	0	0	0	1	0	0	0	7	27	10	1	.288
Apr 03, 2016	MISSOURI*	32	1	6	1	0	0	0	4	0	0	0	0	1	0	0	10	27	6	1	.285
Apr 06, 2016	at Memphis!	42	12	16	7	3	0	1	2	0	2	0	0	1	1	2	6	27	6	1	.289
Apr 08, 2016	at Ole Miss*	33	3	7	3	3	0	0	2	0	3	0	0	0	1	0	13	24	5	0	.286
Apr 09, 2016	at Ole Miss*	38	9	14	8	3	1	1	6	0	0	1	0	0	1	1	6	24	11	2	.289
Apr 10, 2016	at Ole Miss*	37	7	10	5	1	0	1	4	0	0	0	2	0	0	3	6	24	10	0	.288
Apr 12, 2016	ULM%	27	3	6	3	2	0	0	5	1	0	0	4	1	1	2	7	27	9	1	.287
Apr 14, 2016	FLORIDA*	38	8	10	7	2	0	2	4	0	1	0	2	0	0	0	14	27	9	5	.286
Apr 15, 2016	FLORIDA*	35	2	9	2	2	0	1	0	0	0	0	1	0	0	0	8	27	19	2	.285
Apr 16, 2016	FLORIDA*	35	2	9	2	3	0	0	2	0	0	1	0	0	0	0	14	27	10	1	.284
Apr 19, 2016	CREIGHTON	33	6	11	5	1	0	1	2	0	1	1	0	0	0	1	2	27	14	1	.286
Apr 22, 2016	at Kentucky*	35	1	7	1	0	0	1	2	0	0	1	0	1	0	0	6	30	16	1	.283
Apr 23, 2016	at Kentucky*	26	2	5	2	1	0	0	1	0	0	0	0	0	0	1	1	21	7	1	.282
Apr 23, 2016	at Kentucky*	26	4	5	4	2	0	1	1	0	0	0	0	1	0	0	6	20	5	0	.280
Apr 26, 2016	OKLAHOMA STATE	32	7	11	7	1	1	1	4	0	0	1	2	1	1	0	6	27	8	1	.281
Apr 30, 2016	TEXAS A&M*	35	9	13	9	3	1	1	6	0	1	0	0	0	1	2	9	27	12	0	.284
Apr 30, 2016	TEXAS A&M*	44	8	14	8	1	0	1	8	0	1	0	0	0	0	1	16	33	19	3	.285
May 01, 2016	TEXAS A&M*	35	2	8	2	0	1	1	2	0	0	0	0	0	0	0	5	27	11	1	.283
May 03, 2016	at Missouri State	34	6	10	5	2	1	1	3	0	0	0	1	0	0	3	6	24	8	1	.284
May 06, 2016	at LSU*	32	4	8	3	3	0	1	4	1	3	0	1	0	0	0	8	24	12	2	.283
May 07, 2016	at LSU*	45	9	15	7	2	0	0	7	0	2	0	0	0	0	0	11	28	8	4	.284
May 08, 2016	at LSU*	33	1	8	1	0	0	0	1	0	1	1	0	0	0	0	6	24	12	0	.283
May 13, 2016	ALABAMA*	37	6	11	6	4	1	1	4	0	1	0	0	0	0	1	6	27	13	0	.284
May 14, 2016	ALABAMA*	36	4	12	4	1	0	1	4	0	0	0	0	0	0	2	11	27	10	0	.285
May 15, 2016	ALABAMA*	33	4	4	3	1	0	1	5	0	0	0	1	0	0	0	9	27	13	0	.282
May 17, 2016	MISSOURI STATE	27	2	1	2	0	0	0	4	0	0	0	2	0	1	0	12	27	8	2	.278
May 19, 2016	at Mississippi State*	29	0	5	0	0	0	0	2	0	0	1	0	0	0	2	10	24	10	5	.276
May 20, 2016	at Mississippi State*	31	1	5	1	0	0	0	2	0	1	1	0	1	0	0	10	24	12	2	.274
May 21, 2016	at Mississippi State*	40	4	13	4	0	0	1	1	0	1	0	1	0	0	0	13	24	13	3	.275
Totals		1870	324	515	288	90	13	49	222	6	40	14	39	26	24	34	413	1452	620	63	.275

^ - Houston College Classic (Houston, Texas) • * - SEC Game • % - Played at Dickey-Stephens Park (North Little Rock, Ark.) • ! - Played at AutoZone Park (Memphis, Tenn.)

Game-By-Game Pitching

2016 RECORD: 26-29 • HOME: 20-14 • AWAY: 3-15 • NEUTRAL: 3-0 • SEC: 7-23

Date	Opponent	IP	H	R	ER	BB	SO	2B	3B	HR	WP	BK	HBP	DP	IBB	Score	W	L	SV	ERA
Feb 19, 2016	CENTRAL MICHIGAN	9.0	2	1	1	3	7	0	0	0	0	0	1	1	0	6-1	1	0	0	1.00
Feb 20, 2016	CENTRAL MICHIGAN	9.0	7	3	3	2	8	3	0	0	0	0	3	0	0	4-3	2	0	1	2.00
Feb 21, 2016	CENTRAL MICHIGAN	8.0	7	4	2	5	6	0	0	0	1	0	1	2	0	9-4	3	0	1	2.08
Feb 23, 2016	MISS. VALLEY STATE	9.0	7	4	4	1	11	1	0	1	2	0	0	1	0	21-4	4	0	1	2.57
Feb 24, 2016	MISS. VALLEY STATE	9.0	4	0	0	0	12	0	0	0	0	0	0	1	0	20-0	5	0	1	2.05
Feb 26, 2016	vs Rice^	9.0	6	2	2	1	10	0	0	0	1	0	0	0	0	5-2	6	0	2	2.04
Feb 27, 2016	vs Houston^	9.0	11	3	3	5	13	5	0	0	1	0	0	1	0	12-3	7	0	2	2.18
Feb 28, 2016	vs Texas Tech^	9.0	11	6	6	7	10	2	0	0	1	0	2	3	0	10-6	8	0	2	2.66
Mar 02, 2016	LOUISIANA TECH	9.0	6	3	3	2	5	1	0	0	1	0	0	1	0	2-3	8	1	2	2.70
Mar 04, 2016	EASTERN ILLINOIS	9.0	8	2	2	2	9	0	0	0	0	0	0	1	0	5-2	9	1	3	2.63
Mar 05, 2016	EASTERN ILLINOIS	12.0	16	10	9	5	9	2	0	1	1	0	0	1	0	8-10	9	2	3	3.12
Mar 06, 2016	EASTERN ILLINOIS	9.0	4	2	1	2	3	1	0	0	0	0	0	1	0	3-2	10	2	3	2.95
Mar 09, 2016	GONZAGA	9.0	18	15	14	5	6	3	0	0	4	0	5	1	0	10-15	10	3	3	3.78
Mar 11, 2016	WESTERN ILLINOIS	10.0	4	2	1	5	14	0	0	0	0	0	0	2	0	3-2	11	3	3	3.56
Mar 12, 2016	WESTERN ILLINOIS	9.0	9	3	3	6	6	1	0	1	0	0	1	0	0	9-3	12	3	3	3.52
Mar 13, 2016	WESTERN ILLINOIS	9.0	2	0	0	3	10	0	0	0	0	0	2	2	0	3-0	13	3	4	3.31
Mar 15, 2016	GRAMBLING STATE	9.0	8	4	4	2	9	2	0	2	0	0	0	1	0	14-4	14	3	4	3.35
Mar 16, 2016	GRAMBLING STATE	9.0	6	2	2	0	8	0	0	1	0	1	0	0	0	3-2	15	3	5	3.27
Mar 18, 2016	at South Carolina*	8.0	16	10	10	2	3	2	1	1	1	0	2	1	0	6-10	15	4	5	3.64
Mar 19, 2016	at South Carolina*	8.0	8	6	6	4	7	0	0	1	0	0	1	0	0	2-6	15	5	5	3.78
Mar 20, 2016	at South Carolina*	8.0	10	8	7	5	6	2	1	1	0	0	1	0	0	6-8	15	6	5	3.95
Mar 25, 2016	AUBURN*	9.0	9	2	2	9	10	1	0	0	0	0	2	1	0	3-2	16	6	5	3.86
Mar 26, 2016	AUBURN*	9.0	12	7	7	7	6	1	0	1	0	0	1	1	0	14-7	17	6	5	4.00
Mar 27, 2016	AUBURN*	9.0	10	1	1	3	9	0	0	1	1	0	1	0	0	3-1	18	6	5	3.88
Mar 29, 2016	at Oklahoma State	8.0	8	5	4	4	6	2	0	1	0	0	1	2	0	4-5	18	7	5	3.90
Apr 01, 2016	MISSOURI*	9.0	9	6	5	4	6	4	0	2	1	0	0	1	0	7-6	19	7	6	3.94
Apr 02, 2016	MISSOURI*	9.0	11	8	8	7	7	4	1	1	1	0	1	2	0	5-8	19	8	6	4.09
Apr 03, 2016	MISSOURI*	9.0	9	10	7	8	11	2	1	1	2	0	0	1	1	1-10	19	9	6	4.20
Apr 06, 2016	at Memphis!	9.0	10	4	4	2	11	3	0	0	1	0	0	0	0	12-4	20	9	6	4.19
Apr 08, 2016	at Ole Miss*	8.0	11	7	7	4	10	4	0	0	1	0	1	0	1	3-7	20	10	6	4.30
Apr 09, 2016	at Ole Miss*	8.0	16	14	12	5	12	7	0	0	1	0	2	0	0	9-14	20	11	6	4.57
Apr 10, 2016	at Ole Miss*	8.0	12	8	8	4	10	2	0	1	1	0	1	0	0	7-8	20	12	6	4.69
Apr 12, 2016	ULM%	9.0	4	1	0	1	11	0	0	0	1	0	0	1	0	3-1	21	12	7	4.55
Apr 14, 2016	FLORIDA*	9.0	12	12	9	6	9	4	0	0	2	0	1	0	0	8-12	21	13	7	4.68
Apr 15, 2016	FLORIDA*	9.0	13	9	8	7	6	2	0	0	2	0	1	3	0	2-9	21	14	7	4.77
Apr 16, 2016	FLORIDA*	9.0	7	8	7	9	10	0	0	1	2	0	3	0	0	2-8	21	15	7	4.84
Apr 19, 2016	CREIGHTON	9.0	9	2	2	1	7	1	0	0	1	0	1	2	0	6-2	22	15	8	4.76
Apr 22, 2016	at Kentucky*	10.0	5	0	0	0	10	0	0	0	0	0	0	0	0	1-0	23	15	8	4.62
Apr 23, 2016	at Kentucky*	7.0	2	0	0	3	8	1	0	0	1	0	0	0	0	2-0	24	15	8	4.53
Apr 23, 2016	at Kentucky*	6.2	10	5	5	5	6	1	0	1	1	0	0	0	0	4-5	24	16	8	4.57
Apr 26, 2016	OKLAHOMA STATE	9.0	8	6	5	5	9	2	0	2	0	0	0	0	0	7-6	25	16	9	4.58
Apr 30, 2016	TEXAS A&M*	9.0	10	5	5	4	6	0	0	2	1	0	0	3	0	9-5	26	16	9	4.59
Apr 30, 2016	TEXAS A&M*	11.0	15	11	9	6	12	4	0	2	1	0	1	2	0	8-11	26	17	9	4.67
May 01, 2016	TEXAS A&M*	9.0	10	6	2	3	6	3	0	0	0	0	0	1	0	2-6	26	18	9	4.61
May 03, 2016	at Missouri State	8.0	12	14	13	8	9	1	3	2	2	0	2	0	0	6-14	26	19	9	4.81
May 06, 2016	at LSU*	8.0	6	5	4	6	2	0	0	0	3	0	3	2	0	4-5	26	20	9	4.80
May 07, 2016	at LSU*	9.1	16	10	4	10	15	3	0	0	0	0	1	0	1	9-10	26	21	9	4.78
May 08, 2016	at LSU*	8.0	10	7	7	5	5	1	0	1	2	0	2	0	0	1-7	26	22	9	4.84
May 13, 2016	ALABAMA*	9.0	8	8	8	5	6	1	0	3	2	0	0	0	0	6-8	26	23	9	4.91
May 14, 2016	ALABAMA*	9.0	8	10	10	8	8	2	0	3	0	0	1	2	0	4-10	26	24	9	5.01
May 15, 2016	ALABAMA*	9.0	10	7	7	8	9	1	0	1	3	1	0	2	0	4-7	26	25	9	5.05
May 17, 2016	MISSOURI STATE	9.0	9	8	7	5	9	3	0	3	2	0	1	1	0	2-8	26	26	9	5.09
May 19, 2016	at Mississippi State*	8.0	12	7	3	2	7	3	1	0	1	0	0	0	0	0-7	26	27	9	5.06
May 20, 2016	at Mississippi State*	8.0	8	5	2	4	8	2	0	0	0	0	1	2	2	1-5	26	28	9	5.01
May 21, 2016	at Mississippi State*	8.0	12	9	4	3	4	1	0	0	0	0	2	0	0	4-9	26	29	9	5.00
Totals		484.0	503	317	269	238	452	91	8	38	49	2	49	49	5	324-317	26	29	9	5.00

^ - Houston College Classic (Houston, Texas) • * - SEC Game • % - Played at Dickey-Stephens Park (North Little Rock, Ark.) • ! - Played at AutoZone Park (Memphis, Tenn.)

Defensive Starting Lineups

2016 RECORD: 26-29 • HOME: 20-14 • AWAY: 3-15 • NEUTRAL: 3-0 • SEC: 7-23

Date	Opposing team	C	1B	2B	3B	SS	LF	CF	RF	DH
Feb. 19, 2016	CENTRAL MICHIGAN	Pennell	Gassaway	Nomura	Shaddy	Bernal	Bonfield	Eagan	Cole	Catron
Feb. 20, 2016	CENTRAL MICHIGAN	Koch	Gassaway	Nomura	Shaddy	Bernal	Arledge	Eagan	Cole	Benninghoff
Feb. 21, 2016	CENTRAL MICHIGAN	Pennell	Gassaway	Nomura	Shaddy	Bernal	Bonfield	Eagan	Cole	Catron
Feb. 23, 2016	MISS. VALLEY STATE	Koch	Gassaway	Nomura	Shaddy	Bernal	Bonfield	Eagan	Cole	Catron
Feb. 24, 2016	MISS. VALLEY STATE	Pennell	Catron	Scroggins	Eagan	Bernal	Simms	Benninghoff	Arledge	Bonfield
Feb. 26, 2016	vs. Rice^	Pennell	Gassaway	Nomura	Shaddy	Bernal	Bonfield	Eagan	Cole	Catron
Feb. 27, 2016	vs. Houston^	Pennell	Gassaway	Nomura	Shaddy	Bernal	Bonfield	Eagan	Cole	Benninghoff
Feb. 28, 2016	vs. Texas Tech^	Pennell	Gassaway	Nomura	Shaddy	Bernal	Arledge	Eagan	Cole	Bonfield
March 2, 2016	LOUISIANA TECH	Pennell	Gassaway	Nomura	Shaddy	Bernal	Arledge	Eagan	Cole	Spanberger
March 4, 2016	EASTERN ILLINOIS	Koch	Eagan	Nomura	Shaddy	Bernal	Cole	Arledge	Spanberger	Catron
March 5, 2016	EASTERN ILLINOIS	Pennell	Gassaway	Scroggins	Shaddy	Bernal	Bonfield	Eagan	Arledge	Catron
March 6, 2016	EASTERN ILLINOIS	Pennell	Catron	Nomura	Shaddy	Bernal	Arledge	Eagan	Cole	Taccolini
March 9, 2016	GONZAGA	Gosser	Gassaway	Nomura	Shaddy	Bernal	Arledge	Eagan	Spanberger	Catron
March 11, 2016	WESTERN ILLINOIS	Pennell	Gassaway	Nomura	Shaddy	Bernal	Bonfield	Eagan	Arledge	Koch
March 12, 2016	WESTERN ILLINOIS	Pennell	Gassaway	Nomura	Eagan	Bernal	Cole	Arledge	Spanberger	Bonfield
March 13, 2016	WESTERN ILLINOIS	Pennell	Eagan	Nomura	Shaddy	Bernal	Cole	Arledge	Spanberger	Bonfield
March 15, 2016	GRAMBLING STATE	Pennell	Eagan	Nomura	Shaddy	Bernal	Bonfield	Arledge	Cole	Spanberger
March 16, 2016	GRAMBLING STATE	Koch	Gassaway	Nomura	Shaddy	Bernal	Bonfield	Eagan	Arledge	Catron
March 18, 2016	at South Carolina*	Pennell	Gassaway	Nomura	Shaddy	Bernal	Arledge	Eagan	Cole	Bonfield
March 19, 2016	at South Carolina*	Pennell	Eagan	Nomura	Shaddy	Bernal	Cole	Arledge	Spanberger	Bonfield
March 20, 2016	at South Carolina*	Gosser	Gassaway	Nomura	Shaddy	Scroggins	Bonfield	Eagan	Spanberger	Simms
March 25, 2016	AUBURN*	Pennell	Gassaway	Nomura	Shaddy	Bernal	Bonfield	Eagan	Spanberger	Simms
March 26, 2016	AUBURN*	Pennell	Gassaway	Nomura	Shaddy	Bernal	Arledge	Eagan	Spanberger	Bonfield
March 27, 2016	AUBURN*	Pennell	Gassaway	Nomura	Shaddy	Bernal	Arledge	Eagan	Spanberger	Bonfield
March 29, 2016	at Oklahoma State	Pennell	Gassaway	Nomura	Shaddy	Bernal	Benninghoff	Eagan	Spanberger	Bonfield
April 1, 2016	MISSOURI*	Pennell	Gassaway	Nomura	Shaddy	Bernal	Bonfield	Eagan	Arledge	Catron
April 2, 2016	MISSOURI*	Pennell	Gassaway	Nomura	Shaddy	Bernal	Cole	Eagan	Spanberger	Catron
April 3, 2016	MISSOURI*	Pennell	Gassaway	Nomura	Shaddy	Bernal	Bonfield	Eagan	Arledge	Catron
April 6, 2016	at Memphis!	Koch	Gassaway	Nomura	Shaddy	Bernal	Bonfield	Eagan	Cole	Catron
April 8, 2016	at Ole Miss*	Pennell	Gassaway	Nomura	Shaddy	Bernal	Bonfield	Eagan	Cole	Catron
April 9, 2016	at Ole Miss*	Pennell	Gassaway	Nomura	Shaddy	Bernal	Bonfield	Eagan	Arledge	Koch
April 10, 2016	at Ole Miss*	Pennell	Gassaway	Nomura	Shaddy	Bernal	Bonfield	Eagan	Arledge	Koch
April 12, 2016	ULM%	Koch	Gassaway	Scroggins	Shaddy	Bernal	Bonfield	Eagan	Spanberger	Catron
April 14, 2016	FLORIDA*	Pennell	Eagan	Nomura	Shaddy	Bernal	Bonfield	Simms	Spanberger	Gosser
April 15, 2016	FLORIDA*	Pennell	Gassaway	Nomura	Shaddy	Bernal	Bonfield	Eagan	Arledge	Koch
April 16, 2016	FLORIDA*	Pennell	Eagan	Nomura	Shaddy	Bernal	Bonfield	Cole	Spanberger	Catron
April 19, 2016	CREIGHTON	Koch	Eagan	Nomura	Scroggins	Bernal	Bonfield	Shaddy	Spanberger	Catron
April 22, 2016	at Kentucky*	Pennell	Eagan	Nomura	Scroggins	Bernal	Bonfield	Shaddy	Spanberger	Koch
April 23, 2016	at Kentucky*	Pennell	Eagan	Nomura	Scroggins	Bernal	Bonfield	Shaddy	Spanberger	Koch
April 23, 2016	at Kentucky*	Pennell	Eagan	Nomura	Scroggins	Bernal	Bonfield	Shaddy	Spanberger	Gassaway
April 26, 2016	OKLAHOMA STATE	Pennell	Eagan	Nomura	Scroggins	Bernal	Cole	Shaddy	Spanberger	Bonfield
April 30, 2016	TEXAS A&M*	Pennell	Eagan	Nomura	Scroggins	Bernal	Bonfield	Shaddy	Spanberger	Gassaway
April 30, 2016	TEXAS A&M*	Pennell	Eagan	Nomura	Scroggins	Bernal	Bonfield	Shaddy	Spanberger	Catron
May 1, 2016	TEXAS A&M*	Pennell	Gassaway	Nomura	Scroggins	Bernal	Bonfield	Eagan	Arledge	Shaddy
May 3, 2016	at Missouri State	Koch	Gassaway	Nomura	Eagan	Bernal	Bonfield	Shaddy	Cole	Catron
May 6, 2016	at LSU*	Pennell	Eagan	Nomura	Scroggins	Bernal	Bonfield	Shaddy	Arledge	Gassaway
May 7, 2016	at LSU*	Pennell	Eagan	Nomura	Scroggins	Bernal	Arledge	Shaddy	Cole	Bonfield
May 8, 2016	at LSU*	Pennell	Gassaway	Nomura	Eagan	Bernal	Bonfield	Shaddy	Spanberger	Catron
May 13, 2016	ALABAMA*	Koch	Eagan	Nomura	Scroggins	Bernal	Bonfield	Shaddy	Spanberger	Catron
May 14, 2016	ALABAMA*	Pennell	Gassaway	Nomura	Eagan	Bernal	Bonfield	Shaddy	Spanberger	Gosser
May 15, 2016	ALABAMA*	Koch	Gassaway	Nomura	Eagan	Bernal	Bonfield	Shaddy	Arledge	Cole
May 17, 2016	MISSOURI STATE	Koch	Gassaway	Nomura	Eagan	Bernal	Bonfield	Shaddy	Arledge	Gosser
May 19, 2016	at Mississippi State*	Pennell	Gassaway	Nomura	Eagan	Bernal	Bonfield	Shaddy	Spanberger	Koch
May 20, 2016	at Mississippi State*	Koch	Eagan	Nomura	Scroggins	Bernal	Bonfield	Shaddy	Cole	Spanberger
May 21, 2016	at Mississippi State*	Pennell	Gassaway	Nomura	Eagan	Bernal	Arledge	Shaddy	Cole	Koch

^ - Houston College Classic (Houston, Texas) • * - SEC Game • % - Played at Dickey-Stephens Park (North Little Rock, Ark.) • ! - Played at AutoZone Park (Memphis, Tenn.)

Game-By-Game Batting Order

2016 RECORD: 26-29 • HOME: 20-14 • AWAY: 3-15 • NEUTRAL: 3-0 • SEC: 7-23

Date	Opposing team	1	2	3	4	5	6	7	8	9
Feb. 19, 2016	CENTRAL MICHIGAN	Cole	Shaddy	Eagan	Gassaway	Nomura	Bonfield	Catron	Bernal	Pennell
Feb. 20, 2016	CENTRAL MICHIGAN	Cole	Shaddy	Eagan	Gassaway	Nomura	Arledge	Benninghoff	Bernal	Koch
Feb. 21, 2016	CENTRAL MICHIGAN	Cole	Shaddy	Eagan	Gassaway	Nomura	Bonfield	Catron	Bernal	Pennell
Feb. 23, 2016	MISS. VALLEY STATE	Cole	Shaddy	Eagan	Gassaway	Nomura	Bonfield	Catron	Bernal	Koch
Feb. 24, 2016	MISS. VALLEY STATE	Simms	Arledge	Eagan	Bonfield	Catron	Benninghoff	Bernal	Pennell	Scroggins
Feb. 26, 2016	vs. Rice^	Cole	Shaddy	Eagan	Gassaway	Nomura	Bonfield	Catron	Bernal	Pennell
Feb. 27, 2016	vs. Houston^	Cole	Shaddy	Eagan	Gassaway	Nomura	Bonfield	Benninghoff	Bernal	Pennell
Feb. 28, 2016	vs. Texas Tech^	Cole	Shaddy	Eagan	Gassaway	Nomura	Bonfield	Arledge	Bernal	Pennell
March 2, 2016	LOUISIANA TECH	Cole	Shaddy	Eagan	Gassaway	Nomura	Spanberger	Arledge	Bernal	Pennell
March 4, 2016	EASTERN ILLINOIS	Cole	Arledge	Eagan	Shaddy	Catron	Nomura	Bernal	Spanberger	Koch
March 5, 2016	EASTERN ILLINOIS	Arledge	Shaddy	Eagan	Gassaway	Catron	Bonfield	Bernal	Pennell	Scroggins
March 6, 2016	EASTERN ILLINOIS	Cole	Arledge	Eagan	Catron	Shaddy	Nomura	Tacolli	Bernal	Pennell
March 9, 2016	GONZAGA	Arledge	Shaddy	Eagan	Gassaway	Nomura	Catron	Spanberger	Bernal	Gosser
March 11, 2016	WESTERN ILLINOIS	Arledge	Shaddy	Eagan	Gassaway	Nomura	Bonfield	Koch	Bernal	Pennell
March 12, 2016	WESTERN ILLINOIS	Cole	Arledge	Eagan	Gassaway	Nomura	Bonfield	Spanberger	Bernal	Pennell
March 13, 2016	WESTERN ILLINOIS	Cole	Arledge	Eagan	Bonfield	Nomura	Shaddy	Spanberger	Bernal	Pennell
March 15, 2016	GRAMBLING STATE	Cole	Arledge	Eagan	Bonfield	Nomura	Shaddy	Spanberger	Bernal	Pennell
March 16, 2016	GRAMBLING STATE	Arledge	Shaddy	Eagan	Gassaway	Nomura	Bonfield	Catron	Bernal	Koch
March 18, 2016	at South Carolina*	Arledge	Cole	Eagan	Gassaway	Nomura	Shaddy	Bonfield	Bernal	Pennell
March 19, 2016	at South Carolina*	Cole	Arledge	Eagan	Bonfield	Nomura	Shaddy	Spanberger	Bernal	Pennell
March 20, 2016	at South Carolina*	Simms	Eagan	Shaddy	Bonfield	Nomura	Gassaway	Spanberger	Gosser	Scroggins
March 25, 2016	AUBURN*	Eagan	Simms	Shaddy	Gassaway	Nomura	Bonfield	Spanberger	Bernal	Pennell
March 26, 2016	AUBURN*	Eagan	Arledge	Shaddy	Gassaway	Nomura	Bonfield	Spanberger	Bernal	Pennell
March 27, 2016	AUBURN*	Eagan	Arledge	Shaddy	Gassaway	Nomura	Bonfield	Spanberger	Bernal	Pennell
March 29, 2016	at Oklahoma State	Eagan	Benninghoff	Shaddy	Gassaway	Nomura	Bonfield	Spanberger	Bernal	Pennell
April 1, 2016	MISSOURI*	Eagan	Arledge	Shaddy	Gassaway	Nomura	Bonfield	Catron	Bernal	Pennell
April 2, 2016	MISSOURI*	Eagan	Cole	Shaddy	Gassaway	Nomura	Spanberger	Catron	Bernal	Pennell
April 3, 2016	MISSOURI*	Eagan	Arledge	Shaddy	Gassaway	Nomura	Bonfield	Catron	Bernal	Pennell
April 6, 2016	at Memphis	Eagan	Shaddy	Catron	Gassaway	Nomura	Bonfield	Bernal	Koch	Cole
April 8, 2016	at Ole Miss*	Eagan	Shaddy	Catron	Gassaway	Nomura	Bonfield	Bernal	Pennell	Cole
April 9, 2016	at Ole Miss*	Eagan	Shaddy	Bonfield	Gassaway	Bernal	Nomura	Pennell	Koch	Arledge
April 10, 2016	at Ole Miss*	Eagan	Shaddy	Bonfield	Gassaway	Bernal	Nomura	Pennell	Koch	Arledge
April 12, 2016	ULM%	Eagan	Shaddy	Bonfield	Gassaway	Catron	Bernal	Koch	Spanberger	Scroggins
April 14, 2016	FLORIDA*	Simms	Shaddy	Eagan	Bonfield	Gosser	Bernal	Spanberger	Pennell	Nomura
April 15, 2016	FLORIDA*	Eagan	Shaddy	Bonfield	Gassaway	Bernal	Koch	Pennell	Nomura	Arledge
April 16, 2016	FLORIDA*	Cole	Shaddy	Eagan	Bonfield	Catron	Bernal	Nomura	Spanberger	Pennell
April 19, 2016	CREIGHTON	Eagan	Catron	Bonfield	Bernal	Shaddy	Koch	Spanberger	Nomura	Scroggins
April 22, 2016	at Kentucky*	Eagan	Shaddy	Bonfield	Bernal	Koch	Spanberger	Nomura	Pennell	Scroggins
April 23, 2016	at Kentucky*	Eagan	Shaddy	Bonfield	Bernal	Spanberger	Koch	Nomura	Pennell	Scroggins
April 23, 2016	at Kentucky*	Eagan	Shaddy	Bonfield	Gassaway	Spanberger	Bernal	Nomura	Pennell	Scroggins
April 26, 2016	OKLAHOMA STATE	Eagan	Shaddy	Bonfield	Spanberger	Bernal	Nomura	Koch	Cole	Scroggins
April 30, 2016	TEXAS A&M*	Eagan	Shaddy	Bonfield	Gassaway	Spanberger	Bernal	Nomura	Pennell	Scroggins
April 30, 2016	TEXAS A&M*	Eagan	Shaddy	Bonfield	Catron	Bernal	Nomura	Spanberger	Pennell	Scroggins
May 1, 2016	TEXAS A&M*	Eagan	Arledge	Bonfield	Gassaway	Bernal	Nomura	Shaddy	Pennell	Scroggins
May 3, 2016	at Missouri State	Eagan	Shaddy	Bonfield	Gassaway	Catron	Bernal	Nomura	Koch	Cole
May 6, 2016	at LSU*	Eagan	Shaddy	Bonfield	Gassaway	Bernal	Nomura	Arledge	Pennell	Scroggins
May 7, 2016	at LSU*	Eagan	Cole	Bonfield	Shaddy	Arledge	Bernal	Nomura	Pennell	Scroggins
May 8, 2016	at LSU*	Eagan	Shaddy	Bonfield	Catron	Nomura	Gassaway	Bernal	Spanberger	Pennell
May 13, 2016	ALABAMA*	Eagan	Nomura	Shaddy	Bonfield	Catron	Bernal	Koch	Spanberger	Scroggins
May 14, 2016	ALABAMA*	Shaddy	Eagan	Bonfield	Nomura	Bernal	Gosser	Gassaway	Spanberger	Pennell
May 15, 2016	ALABAMA*	Eagan	Shaddy	Bonfield	Gassaway	Bernal	Nomura	Koch	Arledge	Cole
May 17, 2016	MISSOURI STATE	Eagan	Shaddy	Bonfield	Gassaway	Nomura	Bernal	Koch	Gosser	Arledge
May 19, 2016	at Mississippi State*	Shaddy	Nomura	Bonfield	Koch	Eagan	Spanberger	Gassaway	Bernal	Pennell
May 20, 2016	at Mississippi State*	Cole	Shaddy	Bonfield	Eagan	Koch	Nomura	Bernal	Spanberger	Scroggins
May 21, 2016	at Mississippi State*	Cole	Arledge	Eagan	Shaddy	Koch	Nomura	Gassaway	Bernal	Pennell

^ - Houston College Classic (Houston, Texas) • * - SEC Game • % - Played at Dickey-Stephens Park (North Little Rock, Ark.) • ! - Played at AutoZone Park (Memphis, Tenn.)

RAZORBACK HOME RUN CHART

No.	Player	Gm#	Date	Opponent	Pitcher	On Base	Inn	Outs	Count	Score	Final
1.	Luke Bonfield	3	Feb 21	CENTRAL MICHIGAN	Williams, B.	2	7	1	2-0	6-3	W, 9-4
2.	Clark Eagan	4	Feb. 23	MISS. VALLEY STATE	Hodges, C.	1	2	0	2-1	7-1	W, 21-4
3.	Luke Bonfield	4	Feb. 23	MISS. VALLEY STATE	Gullett, C.	1	3	2	2-0	12-1	W, 21-4
4.	Austin Catron	4	Feb. 23	MISS. VALLEY STATE	McWright, C.	1	6	2	3-2	21-4	W, 21-4
5.	Michael Bernal	5	Feb. 24	MISS. VALLEY STATE	Spencer, F.	1	5	0	3-1	9-0	W, 20-0
6.	Carson Shaddy	5	Feb. 24	MISS. VALLEY STATE	Spencer, F.	1	6	0	2-2	13-0	W, 20-0
7.	Carson Shaddy	5	Feb. 24	MISS. VALLEY STATE	McWright, C.	0	8	0	0-1	14-0	W, 20-0
8.	Michael Bernal	7	Feb. 27	vs. No. 9 Houston	King, J.	1	2	1	1-0	1-1	W, 12-3
9.	Michael Bernal	7	Feb. 27	vs. No. 9 Houston	Hernandez, N.	2	3	2	0-1	5-1	W, 12-3
10.	Carson Shaddy	7	Feb. 27	vs. No. 9 Houston	Reed, C.	1	8	0	3-2	10-3	W, 12-3
11.	Michael Bernal	8	Feb. 28	vs. No. 23 Texas Tech	Howard, H.	1	4	1	1-2	4-5	W, 10-6
12.	Clark Eagan	8	Feb. 28	vs. No. 23 Texas Tech	Martin, D.	0	5	0	3-2	7-5	W, 10-6
13.	Carson Shaddy	9	March 2	LOUISIANA TECH	Clancy, T.	0	1	1	1-0	1-0	L, 3-2
14.	Grant Koch	10	March 4	EASTERN ILLINOIS	Wivinis, M.	0	3	0	1-1	0-0	W, 5-2
15.	Carson Shaddy	10	March 4	EASTERN ILLINOIS	Wivinis, M.	1	3	2	2-0	1-0	W, 5-2
16.	Jake Arledge	11	March 5	EASTERN ILLINOIS	Hughes	0	2	1	1-1	2-3	L, 10-8
17.	Jake Arledge	11	March 5	EASTERN ILLINOIS	Thurston	1	7	2	2-2	5-8	L, 10-8
18.	Chad Spanberger	11	March 5	EASTERN ILLINOIS	Fisher	0	9	1	2-2	7-8	L, 10-8
19.	Rick Nomura	13	March 9	GONZAGA	Hellinger	3	6	2	0-1	10-6	L, 15-10
20.	Tucker Pennell	14	March 11	WESTERN ILLINOIS	Church	1	5	2	3-2	2-0	W, 3-2
21.	Chad Spanberger	15	March 12	WESTERN ILLINOIS	Mortillaro	2	3	1	2-1	2-2	W, 9-3
22.	Rick Nomura	15	March 12	WESTERN ILLINOIS	Sturchio	0	5	0	3-2	5-3	W, 9-3
23.	Rick Nomura	16	March 15	GRAMBLING STATE	Hoover	1	4	1	0-0	6-3	W, 14-4
24.	Tucker Pennell	19	March 18	at No. 12 South Carolina	Schmidt	0	3	1	0-0	8-0	L, 10-6
25.	Luke Bonfield	19	March 18	at No. 12 South Carolina	Murray	1	8	1	0-0	9-4	L, 10-6
26.	Michael Bernal	23	March 26	AUBURN	Mize	1	4	2	0-0	1-0	W, 14-7
27.	Michael Bernal	23	March 26	AUBURN	Mitchell	1	5	2	2-2	6-0	W, 14-7
28.	Luke Bonfield	23	March 26	AUBURN	Sprinkle	1	6	1	3-2	11-0	W, 14-7
29.	Chad Spanberger	23	March 26	AUBURN	Frazier	0	8	1	2-2	13-5	W, 14-7
30.	Austin Catron	27	April 2	MISSOURI	Houck	0	5	2	0-2	6-1	L, 8-5
31.	Luke Bonfield	29	April 6	at Memphis	Bowlan	0	2	1	2-1	1-0	W, 12-4
32.	Luke Bonfield	31	April 9	at No. 14 Ole Miss	Parkinson	0	4	0	2-0	4-0	L, 14-9
33.	Michael Bernal	32	April 10	at No. 14 Ole Miss	Smith, C.	1	9	1	3-2	5-8	L, 8-7
33.	Grant Koch	34	April 14	NO. 2 FLORIDA	Byrne	2	8	1	2-2	5-11	L, 12-8
34.	Chad Spanberger	34	April 14	NO. 2 FLORIDA	Anderson	0	9	2	1-0	8-12	L, 12-8
35.	Michael Bernal	35	April 15	NO. 2 FLORIDA	Shore	0	4	2	1-1	1-1	L, 9-2
36.	Chad Spanberger	37	April 19	NO. 25 CREIGHTON	Stroschein	1	2	2	2-0	0-0	W, 6-2
38.	Chad Spanberger	38	April 22	at No. 12 Kentucky	Brown, Z.	0	10	0	1-0	0-0	W, 1-0
39.	Clark Eagan	40	April 23	at No. 12 Kentucky	Cody, K.	0	5	2	1-1	3-3	L, 5-4
40.	Luke Bonfield	41	April 27	NO. 18 OKLAHOMA STATE	Mertz	1	1	1	2-1	0-1	W, 7-6
41.	Carson Shaddy	42	April 30	NO. 2 TEXAS A&M	Hill	1	3	0	0-0	2-4	W, 9-5
42.	Luke Bonfield	43	April 30	NO. 2 TEXAS A&M	Vines	2	1	0	2-0	0-2	L, 11-8
43.	Carson Shaddy	44	May 1	NO. 2 TEXAS A&M	Simonds	0	9	0	2-1	1-6	L, 6-2
44.	Carson Shaddy	45	May 3	at Missouri State	Knight	0	6	0	0-0	0-12	L, 14-6
45.	Clark Eagan	46	May 6	at No. 13 LSU	Lange	0	8	0	1-1	2-5	L, 5-4
46.	Clark Eagan	49	May 13	ALABAMA	Finnerty	0	7	2	1-2	2-8	L, 8-6
47.	Clark Eagan	50	May 14	ALABAMA	Keller	1	9	1	0-0	4-10	L, 10-4
48.	Rick Nomura	51	May 15	ALABAMA	Burrows	1	8	2	0-0	4-3	L, 7-4
49.	Clark Eagan	55	May 21	at No. 4 Mississippi State	Pilkington	1	1	1	2-0	0-0	L, 9-4

* - leadoff home run

MISCELLANEOUS BATTING STATS

Hitting Streaks	Longest	Current	Reached Base Streaks	Longest	Current
20 Carson Shaddy	11	1	1 Rick Nomura	14	1
9 Clark Eagan	9	3	15 Jake Arledge	13	3
17 Luke Bonfield	8	-	3 Michael Bernal	12	1
1 Rick Nomura	7	1	9 Clark Eagan	12	7
29 Cullen Gassaway	7	-	17 Luke Bonfield	12	-
3 Michael Bernal	6	1	20 Carson Shaddy	11	1
15 Jake Arledge	5	1	8 Eric Cole	9	7
27 Tucker Pennell	5	-	24 Chad Spanberger	8	5
19 Austin Catron	4	-	27 Tucker Pennell	8	3
24 Chad Spanberger	4	2	29 Cullen Gassaway	7	-
8 Eric Cole	4	2	19 Austin Catron	7	-
5 Cody Scroggins	3	1	44 Alex Gosser	4	-
44 Alex Gosser	3	-	7 Darien Simms	3	-
33 Grant Koch	2	-	5 Cody Scroggins	3	1
7 Darien Simms	2	-	33 Grant Koch	3	-
26 Jack Benninghoff	1	-	26 Jack Benninghoff	2	-

Multiple Hit Games	2	3	4	5+	Tot
9 Clark Eagan	18	4	-	-	22
20 Carson Shaddy	16	5	-	-	21
3 Michael Bernal	14	3	-	-	17
17 Luke Bonfield	11	3	-	-	14
1 Rick Nomura	8	4	1	-	13
29 Cullen Gassaway	7	3	-	-	10
8 Eric Cole	7	1	-	-	8
27 Tucker Pennell	4	2	1	-	7
33 Grant Koch	5	2	-	-	7
19 Austin Catron	5	2	-	-	7
24 Chad Spanberger	5	1	-	-	6
15 Jake Arledge	3	2	-	-	5
5 Cody Scroggins	2	-	-	-	2
7 Darien Simms	1	-	-	-	1
TEAM	106	32	2	0	140

Multiple RBI Games	2	3	4	5+	Tot
3 Michael Bernal	5	2	1	1	9
17 Luke Bonfield	4	4	-	1	9
20 Carson Shaddy	6	2	-	1	9
9 Clark Eagan	7	-	1	1	9
1 Rick Nomura	7	-	-	1	8
19 Austin Catron	2	3	-	-	5
24 Chad Spanberger	2	-	2	-	4
29 Cullen Gassaway	4	-	-	-	4
33 Grant Koch	2	1	1	-	4
15 Jake Arledge	2	1	-	-	3
27 Tucker Pennell	2	-	-	-	2
5 Cody Scroggins	2	-	-	-	2
8 Eric Cole	1	-	-	-	1
TEAM	46	13	5	5	69



Clark Eagan was a hitting machine in April and May totaling 13 multi-hit games. He led the team with 22 multi-hit games overall.

THE LAST TIME AN ARKANSAS PLAYER...

4 Hits in a game.....Tucker Pennell at No. 13 LSU, May 7, 2016
 5 Hits in a game.....Andy Wilkins at No. 9 Oklahoma (Norman Regional), May 31, 2009
 6 Hits in a game.....Jeremy Jackson vs. Northeastern (Okla.), April 16, 1997

2 Hits in an inning..... Tyler Spoon and Brian Anderson, at No. 6 South Carolina, March 22, 2013

2 Doubles in a game.....Grant Koch vs. Alabama, May 13, 2016
 3 Doubles in a game.....Joe Serrano vs. South Alabama, February 28, 2014
 4 Doubles in a game.....Rodney Nye vs. La. Tech, March 31, 1998
 2 Triples in a game..... Bobby Wernes vs. North Dakota, Feb. 14, 2015

Led off a game with a HR.....Tim Carver vs. Oral Roberts, April 24, 2012
 2 Home runs in a game.....Michael Bernal vs. Auburn, March 26, 2016
 3 Home runs in a game.....Brett Eibner vs. Grambling State, June 4, 2010
 Grand Slam.....Rick Nomura vs. Gonzaga, March 9, 2016
 HR in consecutive AB.....Michael Bernal vs. Auburn, March 26, 2016
 HR in 4 straight games.....Aaron Murphree vs. OSU, So. Dakota St. & Siena, March 2-8, 2008
 HR in 5 straight games.....Aaron Murphree vs. OSU, So. Dakota St. & Siena, March 2-8, 2008
 HR in 6 straight games.....Aaron Murphree vs. OSU, So. Dakota St. & Siena, March 2-9, 2008
 Pinch-hit home run.....Chad Spanberger vs. Eastern Illinois, March 5, 2016
 Inside the park home run.....Andrew Benintendi vs. Miss Valley State, April 8, 2015
 Back-to-Back Home Runs.....Joe Serrano and Andrew Benintendi at Auburn, April 3, 2015

4 Runs in a game.....Rick Nomura vs. Grambling State, March 15, 2016
 5 Runs in a game.....Andrew Benintendi vs Mississippi Valley State, April 8, 2015
 6 Runs in a game.....Jeremy Jackson vs. Northeastern (Okla.), April 16, 1997

4 RBI in a game.....Clark Eagan vs Alabama, May 14, 2016
 5 RBI in a game.....Rick Nomura vs. Gonzaga, March 9, 2016
 6 RBI in a game.....Carson Shaddy vs. Grambling State, March 15, 2016
 7 RBI in a game.....Brett Eibner vs. Grambling State (Fayetteville Regional), June 4, 2010
 8 RBI in a game.....Rodney Nye vs. ORU, April 14, 1999
 9 RBI in a game.....Ryan Lundquist vs. Central Missouri St., March 4, 1997

2 Stolen bases in a game.....Carson Shaddy at #14 Ole Miss, April 8, 2016
 3 Stolen bases in a game.....Andrew Benintendi vs Stephen F. Austin, April 15, 2015
 4 Stolen bases in a game.....Logan Forsythe vs. Ole Miss, May 19, 2007
 Stole home.....Bobby Wernes vs. Ole Miss, March 28, 2015

2 Errors in a game.....Cody Scroggins at No. 13 LSU, May 7, 2016
 3 Errors in a game.....Bobby Wernes, at LSU, April 12, 2014
 4 Errors in a game.....Chris Shaddy vs. TCU, April 27, 1980

9-Inning no-hitter.....Scott Roehl vs. Kansas St., March 20, 2001
 9-Inning combined no-hitter.....Nick Schmidt (6.0), Brian McLelland (1.0) & Devin Collis (2.0)
vs. Oklahoma State, February 12, 2006
 1-Hitter.....Brett Eibner (9.0) at No. 1 Georgia, April 19, 2009
 1-Hitter combined.....Colin Poché (5.0 IP, 1H), Cade Lynch (2.0 IP, 0 H), vs. New Orleans, February 19, 2013
 2-Hitter.....Keaton McKinney at Alabama, May 2, 2015
 2-Hitter combined.....Loseke (4.0 IP, 1 H), Murphy (1.2 IP, 0 H), Alberius (1.2 IP, 0 H), Harris (0.2 IP, 0 H), Willey (0.2 IP, 1 H), Rodriguez (0.1 IP, 0 H) vs. Western Illinois, March 13, 2016
 3-Hitter.....Ryne Stanek (9.0 IP), at No. 6 South Carolina, March 23, 2013
 3-Hitter combined.....Keaton McKinney and Dominic Taccolini vs Tennessee, May 10, 2015
 Complete game.....Dominic Taccolini at #12 Kentucky, April 22, 2016
 Complete-game shutout.....Dominic Taccolini at #12 Kentucky, April 22, 2016
 10-inning or more start.....Dominic Taccolini at #12 Kentucky (10 innings), April 22, 2016
 Had 10 strikeouts.....Dominic Taccolini at #12 Kentucky, April 22, 2016
 Had 11 strikeouts.....Mike Bolsinger at No. 11 Ole Miss, May 9, 2010
 Had 12 strikeouts.....Drew Smyly vs. No. 9 Oklahoma (Norman Regional), May 31, 2009
 Had 13 strikeouts.....Nick Schmidt vs. Georgia, March 24, 2006
 Had 14 strikeouts.....David Walling vs. South Carolina, May 16, 1999
 Had 15 strikeouts.....Nick Schmidt vs. Auburn, May 18, 2006
 Had 16 strikeouts.....David Walling vs. Eastern Illinois, Feb. 20, 1998
 Had 17 strikeouts.....Jess Todd vs. South Carolina (SEC Tournament), May 24, 2007

THE LAST TIME AN ARKANSAS TEAM...

Scored 10 runs.....vs. Gonzaga, March 9, 2016
 Scored 11 runs.....vs. SE Missouri State, March 18, 2015
 Scored 12 runs.....vs. Memphis, April 6, 2016
 Scored 13 runs.....vs. Loyola Marymount, March 7, 2015
 Scored 14 runs.....vs. Auburn, March 26, 2016
 Scored 15 runs.....vs. Western Illinois, March 12, 2016
 Scored 16 runs.....at Missouri State, April 18, 2007
 Scored 17 runs.....vs. Villanova, February 19, 2012
 Scored 18 runs.....vs. Missouri State, June 5, 2015
 Scored 19 runs.....vs. Grambling State (Fayetteville Regional), June 4, 2010
 Scored 20 runs.....vs. Mississippi Valley State, Feb. 24, 2016
 Scored 21 runs.....vs. Mississippi Valley State, Feb. 23, 2016
 Scored 22 runs.....vs. Louisiana Tech, Feb. 14, 2004
 Scored 23 runs.....Never
 Scored 24 runs.....Missouri Southern, Feb. 11, 1998
 Scored 25 runs.....Missouri Southern, Feb. 4, 2001
 Scored 26 runs.....vs. Iowa (in Arlington, Texas), Feb. 14, 1997
 Scored 27 runs.....Never
 Scored 28 runs.....vs. Wisconsin-Milwaukee (2), Feb. 18, 2007
 Scored 29 runs.....Morningside, April 6, 1968
 Scored 30 runs.....at South Carolina, March 30, 1997
 Scored 31-32 runs.....32 vs. Saint Louis, April 7, 2010
 Scored 33 + runs.....33 vs. Southwest Baptist, March 21, 1984

Had 14 hits.....vs. Auburn, March 26, 2016
 Had 15 hits.....at No. 13 LSU, May 7, 2016
 Had 16 hits.....vs. North Dakota, Feb. 14, 2015
 Had 17 hits.....vs. Memphis, April 6, 2016
 Had 18 hits.....vs. Missouri State, June 5, 2015
 Had 19 hits.....vs. Mississippi Valley State, Feb. 23, 2016
 Had 20 hits.....at Mississippi State, April 11, 2010
 Had 21 hits.....Kentucky, April 28, 2001
 Had 22 hits.....vs. Wisconsin-Milwaukee (2), Feb. 18, 2007
 Had 23 hits.....Centenary, March 31, 1999
 Had 24 hits.....Georgia, March 17, 2001
 Had 25 hits.....at Centenary, March 23, 2005
 Had 26-29 hits.....28 at South Carolina, March 30, 1997
 Had 30 hits.....vs. Saint Louis, April 7, 2010
 Had 31+ hits.....32 vs. Southwest Baptist, March 21, 1984

4 Errors in a game.....at No. 13 LSU, May 7, 2016
 5 Errors in a game.....vs. #2 Florida, April 14, 2016
 6 Errors in a game.....vs. Eastern Illinois, March 5, 2016
 7 Errors in a game.....vs. La. Tech, March 20, 2001

Was Shutout.....vs Florida, May 22, 2015 (10-0)
 Was Shutout Back-to-Back.....vs. LSU, April 23-24, 2005 (7-0, 6-0)
 Held to 1 hit.....vs. Missouri State, May 17, 2016
 Held to 2 hits.....at #3 Virginia, May 31, 2014
 Held to 3 hits.....vs Florida, May 21, 2015 (0-10)

Swept an SEC Home Series (three games).....vs. Auburn, March 25-27, 2016
 Swept an SEC Road Series (three games).....at Alabama, April 30-May 2, 2015

Was Swept in SEC Home Series.....vs. Alabama, May 13-15, 2016
 Was Swept in SEC Road Series.....at No. 13 LSU, May 6-8, 2016

Swept a Non-conference Home Series.....vs. Grambling State, March 15-16, 2016
 Swept a Non-conference Road Series.....at McNeese State, March 23-24, 2010
 Was Swept in a Non-conference Home Series.....Gonzaga, March 10-11, 2015
 Was Swept in a Non-conference Road Series.....at Nebraska, April 16, 2013
 Won a Non-conference Home Series.....vs. Grambling State, March 15-16, 2016
 Lost a Non-conference Home Series.....vs. South Alabama, February 28-March 1, 2014
 Lost a Non-conference Road Series.....at Nebraska, April 16, 2013

Back-to-Back Shutouts.....UK (1-0) April 22 and UK (2-0) April 22-23, 2016
 Most Consecutive Shutouts.....4 vs. Wisconsin (March 15-16, 1980)
 Shut out an opponent at home.....vs. Western Illinois (3-0), March 13, 2016
 Shut out an opponent on the road.....at #12 Kentucky (2-0), April 23, 2016
 Shut out an SEC opponent at home.....vs. South Carolina (7-0), April 5, 2014
 Shut out an SEC opponent on the road.....at #12 Kentucky (2-0), April 23, 2016

2016 SEC FINAL STANDINGS

Eastern Division

School	SEC	Pct.	GB	All	Pct.	Last 10	Streak
South Carolina%	20-9	.625	--	46-18	.719	5-5	L-2
Florida	19-10	.594	1.0	52-16	.765	6-4	L-2
Vanderbilt	18-12	.563	2.5	43-19	.694	6-4	L-4
Kentucky	15-15	.500	5.5	32-25	.561	4-6	L-1
Georgia	11-19	.367	9.5	27-30	.474	5-5	L-3
Missouri	9-21	.300	11.5	26-30	.464	2-8	L-3
Tennessee	9-21	.300	11.5	29-28	.509	4-6	L-1

Western Division

School	SEC	Pct.	GB	All	Pct.	Last 10	Streak
Mississippi State%#	21-9	.700	--	44-18-1	.706	6-4	L-2
Texas A&M&	20-10	.667	1.0	49-16	.754	8-2	L-1
LSU	19-11	.633	2.0	45-21	.682	6-4	L-2
Ole Miss	18-12	.600	3.0	43-19	.694	4-6	L-3
Alabama	15-15	.500	6.0	32-26	.552	5-5	L-2
Auburn	8-22	.267	13.0	23-33	.411	3-7	L-3
Arkansas	7-23	.233	14.0	26-29	.473	0-10	L-13

% - SEC Divisional Champion • # - SEC Regular Season Champion • & - SEC Tournament Champion

2016 SEC HONORS

Player of the Year: Boomer White, Texas A&M

Pitcher of the Year: Logan Shore, Florida

Freshman of the Year: Jake Mangum, Mississippi St.

Coach of the Year: John Cohen, Mississippi St.

Scholar-Athlete of the Year: Derek Lance, Tennessee

All-SEC First Team

C:	Henri Lartigue, Ole Miss
1B:	Nathaniel Lowe, Mississippi State
2B:	Ryne Birk, Texas A&M
3B:	Boomer White, Texas A&M
SS:	Kramer Robertson, LSU
OF:	Jake Mangum, Mississippi State
OF:	J.B. Woodman, Ole Miss
OF:	Gene Cone, South Carolina
*DH/UT:	Jake Kruger, Mississippi State
*DH/UT:	Bryce Jordan, LSU
SP:	Logan Shore, Florida
SP:	Dakota Hudson, Mississippi State
RP:	Shaun Anderson, Florida

All-SEC Second Team

C:	Mike Rivera, Florida
*1B:	Peter Alonso, Florida
*1B:	Evan White, Kentucky
2B:	Tate Blackman, Ole Miss
3B:	Nick Senzel, Tennessee
SS:	Dalton Guthrie, Florida
OF:	Anfernee Grier, Auburn
OF:	Bryan Reynolds, Vanderbilt
OF:	Jeren Kendall, Vanderbilt
DH/UT:	Brent Rooker, Mississippi State
SP:	Kyle Wright, Vanderbilt
SP:	Clarke Schmidt, South Carolina
RP:	Mark Ecker, Texas A&M

* - Denotes a tie in voting. Ties are not broken.

All-Freshman Team

*C:	Chris Cullen, South Carolina
*C:	Michael Curry, Georgia
1B:	LT Tolbert, South Carolina
2B:	Deacon Liput, Florida
3B:	Jonathan India, Florida
SS:	Connor Kaiser, Vanderbilt
OF:	Jake Mangum, Mississippi State
OF:	Antoine Duplantis, LSU
OF:	Chandler Taylor, Alabama
DH/UT:	Ethan Paul, Vanderbilt
SP:	Braden Webb, South Carolina
SP:	Adam Hill, South Carolina
RP:	Sean Hjelle, Kentucky

All-Defensive Team

C:	Mike Rivera, Florida
1B:	Evan White, Kentucky
*2B:	Cole Freeman, LSU
*2B:	Ryne Birk, Texas A&M
3B:	Nick Senzel, Tennessee
SS:	Dalton Guthrie, Florida
OF:	Buddy Reed, Florida
OF:	Anfernee Grier, Auburn
OF:	J.B. Woodman, Ole Miss
*P:	Carson Fulmer, Vanderbilt
*P:	Kyle Simonds, Texas A&M
*P:	Dustin Beggs, Kentucky

SEC Player of the Week

Week 1:	Jeren Kendall, Vanderbilt
Week 2:	Michael Bernal, Arkansas
	John Jones, South Carolina
Week 3:	Evan White, Kentucky
Week 4:	Brent Rooker, Mississippi State
Week 5:	John Jones, South Carolina
Week 6:	Evan White, Kentucky
Week 7:	Jordan Rodgers, Tennessee
Week 8:	Hunter Melton, Texas A&M
Week 9:	Nick Banks, Texas A&M
Week 10:	Gene Cone, South Carolina
Week 11:	J.B. Woodman, Ole Miss
Week 12:	Nathaniel Lowe, Mississippi State

2016 SEC TOURNAMENT

Tuesday, May 19

Game 1	9:30 a.m.	#6 Vanderbilt, 7, #11 Missouri 0
Game 2	TBD	#7 Ole Miss 5, #10 Georgia
Game 3	4:30 p.m.	#9 Alabama 5, #8 Kentucky
Game 4	TBD	#5 LSU 5, #12 Tennessee 4

Wednesday, May 20

Game 5	9:30 a.m.	#6 Vanderbilt 6, #3 Texas A&M 5
Game 6	TBD	#7 Ole Miss 10, #2 South Carolina 4
Game 7	4:30 p.m.	#1 Mississippi State 4, #9 Alabama 1
Game 8	TBD	#5 LSU 5, #4 Florida 3

Thursday, May 21

Game 9	9:30 a.m.	#3 Texas A&M 4, #2 South Carolina 1
Game 10	TBD	#4 Florida 5, #9 Alabama 4
Game 11	4:30 p.m.	#7 Ole Miss 12, #6 Vanderbilt 9
Game 12	TBD	#5 LSU 6, #1 Mississippi State 2

Friday, May 22

Game 13	3:00 p.m.	#3 Texas A&M 13, #6 Vanderbilt 3
Game 14	TBD	#4 Florida 12, #1 Mississippi State 2

Saturday, May 23

Game 15	Noon	#3 Texas A&M 12, #7 Ole Miss 8
Game 16	TBD	#4 Florida 1, #5 LSU

Sunday, May 24

Game 17	2 p.m.	#3 Texas A&M 12, #4 Florida 5
---------	--------	-------------------------------

Week 13: Ryne Birk, Texas A&M

Week 14: Nick Senzel, Tennessee

SEC Pitcher of the Week

Week 1:	Alex Lange, LSU
Week 2:	Logan Shore, Florida
Week 3:	Clark Schmidt, South Carolina
Week 4:	Alex Faedo, Florida
	Jordan Sheffield, Vanderbilt
Week 5:	Dakota Hudson, Mississippi State
Week 6:	Tanner Houck, Missouri
Week 7:	Dakota Hudson, Mississippi State
	Robert Tyler, Georgia
Week 8:	Tanner Houck, Missouri
Week 9:	Justin Camp, Auburn
	Jordan Sheffield, Vanderbilt
Week 10:	Dominic Taccolini, Arkansas
	Logan Shore, Florida
Week 11:	Jordan Sheffield, Vanderbilt
Week 12:	Kyle Simonds, Texas A&M
Week 13:	Kyle Wright, Vanderbilt
Week 14:	Dakota Hudson, Mississippi State

SEC Freshman of the Week

Week 1:	Tristan Pompey, Kentucky
	Kevin Smith, Georgia
Week 2:	Connor Brumfield, Missouri
Week 3:	Brian Sharp, Missouri
Week 4:	Adam Hill, South Carolina
Week 5:	Chandler Taylor, Alabama
Week 6:	Braden Webb, South Carolina
Week 7:	Braden Webb, South Carolina
Week 8:	Jake Mangum, Mississippi State
Week 9:	Michael Curry, Georgia
Week 10:	James McArthur, Ole Miss
Week 11:	Braden Webb, South Carolina
Week 12:	Brennan Beaux, LSU
	Sean Hjelle, Kentucky
Week 13:	Michael Curry, Georgia
Week 14:	Antoine Duplantis, LSU

SEC Team Statistics

Batting • Sorted by Batting Average

Team	AVG	G	AB	R	H	2B	3B	HR	RBI	TB	SLG%	BB	HP	SO	GDP	OB%	SF	SH	SB-ATT	PO	A	E	FLD%
Texas A&M	.311	65	2287	471	712	129	20	62	439	1067	.467	261	46	423	42	.388	32	37	73-97	1743	675	57	.977
Mississippi State	.308	63	2216	405	682	132	17	47	376	989	.446	235	62	378	32	.385	27	35	51-63	1701	682	61	.975
LSU	.295	66	2283	426	674	110	21	46	374	964	.422	271	78	316	38	.385	26	36	95-137	1773	631	59	.976
Auburn	.294	56	1976	346	581	102	14	37	310	822	.416	241	62	416	43	.384	21	9	61-89	1489	581	85	.961
South Carolina	.291	64	2195	402	638	116	8	45	370	905	.412	270	66	454	31	.381	25	44	69-93	1722	523	50	.978
Tennessee	.287	57	1932	347	555	111	18	21	306	765	.396	217	62	419	10	.372	30	23	95-124	1501	641	70	.968
Florida	.278	68	2281	408	634	121	20	53	371	954	.418	299	50	408	49	.370	28	26	76-105	1840	724	46	.982
Ole Miss	.277	62	2091	382	580	108	9	46	344	844	.404	243	48	427	31	.361	34	13	51-74	1637	604	63	.973
Arkansas	.275	55	1870	324	515	90	13	49	288	778	.416	222	39	413	34	.360	24	26	39-53	1452	620	62	.971
Vanderbilt	.274	62	2076	416	568	115	26	43	376	864	.416	268	65	530	20	.369	31	38	88-126	1654	602	59	.975
Kentucky	.270	57	1894	305	511	96	10	52	274	783	.413	177	52	417	25	.345	23	35	41-57	1496	621	71	.968
Georgia	.252	57	1911	264	482	74	7	41	244	693	.363	224	29	461	41	.336	25	22	44-63	1536	550	65	.970
Alabama	.249	58	1925	256	480	91	6	30	233	673	.350	205	52	446	32	.337	6	32	43-59	1543	618	68	.969
Missouri	.249	56	1841	290	459	87	15	31	265	669	.363	235	46	455	41	.345	21	13	64-92	1481	620	81	.963
Totals	.280	846	28778	5042	8071	1482	204	603	4570	11770	.409	3368	757	5963	469	.378	353	389	890-1232	22568	8692	897	.972

CI - LSU 1, Arkansas 1, Kentucky 1, Texas A&M 1

Pitching • Sorted by Earned Run Average

Team	ERA	W-L	G	CG	SHO	SV	IP	H	R	ER	BB	SO	2B	3B	HR	B/AVG	WP	HP	BK	SFA	SHA
Florida	2.91	52-16	68	4	8/6	19	613.1	514	221	198	166	671	111	12	31	.226	34	69	1	8	26
Texas A&M	3.05	49-16	65	3	9/8	19	581.0	504	233	197	200	594	69	8	32	.232	57	44	2	16	23
Vanderbilt	3.25	43-19	62	2	9/7	19	551.1	473	249	199	211	593	87	6	26	.232	52	52	2	17	26
South Carolina	3.29	46-18	64	3	5/5	22	574.0	484	242	210	213	619	74	5	44	.227	39	43	7	11	19
Mississippi State	3.35	44-18	63	5	9/6	19	567.0	525	249	211	208	576	78	4	29	.245	49	59	6	17	26
Alabama	3.46	32-26	58	0	5/5	18	514.1	484	237	198	188	452	88	6	24	.250	45	34	3	14	33
Ole Miss	3.53	43-19	62	0	2/2	20	545.2	546	261	214	206	497	113	6	32	.260	42	39	6	16	24
Kentucky	3.97	32-25	57	4	4/3	12	498.2	489	259	220	180	418	89	13	35	.254	58	31	3	13	26
LSU	3.97	45-21	66	2	3/3	15	591.0	564	296	261	246	540	111	11	44	.252	63	38	1	22	36
Tennessee	4.07	29-28	57	0	1/1	8	500.1	524	274	226	222	373	96	11	30	.274	52	48	1	19	34
Missouri	4.34	26-30	56	6	5/2	11	493.2	552	298	238	142	422	92	9	33	.281	43	41	6	20	22
Auburn	4.57	23-33	56	2	4/3	5	496.1	525	304	252	196	397	84	16	42	.269	54	28	2	21	29
Georgia	4.62	27-30	57	1	2/2	10	512.0	467	307	263	261	489	84	13	51	.241	70	39	9	13	37
Arkansas	5.02	26-29	55	2	4/2	9	484.0	504	317	270	238	452	91	8	38	.273	49	49	2	19	33
Totals	3.78	517-328	846	34	70/55	206	7522.2	7155	3747	3157	2877	7093	1267	128	491	.250	707	614	51	226	394

PB - Auburn 14, Ole Miss 13, Kentucky 13, Georgia 12, Vanderbilt 10, Miss. State 9, Alabama 8, Texas A&M 7, S. Carolina 7, Arkansas 6, LSU 6, Tennessee 6, Florida 6, Missouri 5. Pickoffs - Kentucky 20, Alabama 18, Tennessee 16, Arkansas 13, Georgia 11, Florida 10, Texas A&M 8, Ole Miss 8, S. Carolina 8, Missouri 7, LSU 6, Vanderbilt 5, Miss. State 3.

Fielding • Sorted by Fielding Percentage


Team	C	PO	A	E	FLD%	DP	SBA	CSB	SBA%	PB	CI
Florida	2610	1840	724	46	.982	46	41	30	.577	6	0
South Carolina	2295	1722	523	50	.978	42	47	20	.701	7	0
Texas A&M	2475	1743	675	57	.977	36	51	24	.680	7	1
LSU	2463	1773	631	59	.976	41	75	35	.682	6	1
Mississippi State	2444	1701	682	61	.975	55	36	14	.720	9	0
Vanderbilt	2315	1654	602	59	.975	57	25	27	.481	10	0
Ole Miss	2304	1637	604	63	.973	51	49	23	.681	13	0
Arkansas	2134	1452	620	62	.971	49	60	38	.612	6	1
Georgia	2151	1536	550	65	.970	36	75	19	.798	12	0
Alabama	2229	1543	618	68	.969	48	37	21	.638	8	0
Tennessee	2212	1501	641	70	.968	58	46	23	.667	6	0
Kentucky	2188	1496	621	71	.968	38	26	14	.650	13	1
Missouri	2182	1481	620	81	.963	47	53	22	.707	5	0
Auburn	2155	1489	581	85	.961	46	68	18	.791	14	0
Totals	32157	22568	8692	897	.972	650	689	328	.677	122	4



Rick Nomura was one of five players in the SEC to have 10 or more doubles in conference play last season. He totaled a career-high 14 two-baggers in 54 games played.

History & Records





Few schools in America enjoy as rich a history as that of the Arkansas Razorback baseball program. With eight College World Series appearances - including a national runner-up finish in 1979 - and 27 NCAA postseason appearances to its credit, the University of Arkansas has long been considered one of the nation's elite programs.

Entering their 95th season of play, the Razorbacks fielded their first team in 1897. Arkansas played for 24 years before seeing its team discontinued from 1930 to 1946. Hugo Bezdek, E.T. Pickering, T.T. McConnell, Claude Watts, Norman Coyle and Francis Schmidt served as coaches during the early days of the program. All but Watts and Coyle also served as head football coaches at the university.

The Razorbacks got back in the baseball business again in 1947 with Deke Brackett serving the first of three seasons as head coach. It was in 1950, with Razorback athletic trainer Bill Ferrell taking the reins, that modern day interest in the sport ignited for the first time. Though compiling only a 139-149 record during his 16-year tenure, the foundation was laid for what was to come.

Wayne Robbins took over for the popular Ferrell in 1966 and coached four seasons, going 50-51. His successor was a fiery young coach from Wisconsin who would eventually build the program into one of national prominence.

Norm DeBriyn was hired by Arkansas Athletics Director George Cole in 1970 and charged with making the Razorbacks competitive on a conference and national level. Arkansas baseball had not been a baseball-playing member of a league since dropping out of Southwest Conference play in 1926. One of DeBriyn's first tasks was to resume a SWC schedule, a feat which was accomplished in time for the 1974 season. His teams proved competitive in one of the nation's toughest baseball leagues and Arkansas would end up qualifying for 14 of the 15 SWC Tournaments held during the Razorbacks' membership in the league.

The Razorbacks became competitive on a larger scale as well under DeBriyn. Arkansas participated in its first NCAA postseason in 1973, DeBriyn's fourth season, and made its first trip to the NCAA College World Series in just his 10th campaign.

That trip to Omaha in 1979 saw the Razorbacks finish as national runners-up to Cal State Fullerton.

In his final season as coach in 2002, DeBriyn guided Arkansas to an NCAA Super Regional after winning the Wichita Regional with a perfect 3-0 mark. The Razorbacks came within two runs of advancing to their fifth NCAA College World Series, losing the Super Regional two games to one to host Clemson.

A new chapter in Arkansas baseball history began in 2003 when former Razorback player and graduate assistant coach Dave Van Horn was named head coach after DeBriyn retired. Since taking over at his alma mater, Van Horn has continued to grow the Razorback program with trips to the College World Series in 2004, 2009, 2012 and 2015, 14 NCAA Tournament berths and five super regional appearances.

Facilities have played an important role in the history of Razorback baseball. Upon DeBriyn's arrival, the Razorbacks were playing games at the run-down and disheveled Washington County Fairgrounds field barely fit for pasture land. By 1975, Arkansas had moved into George Cole Field, one of the few college ballparks in the country with an artificial playing surface. The park gave the program immediate respectability and Arkansas would advance five times to NCAA postseason play and twice to the NCAA College World Series in its first decade in the park.

Lights were added in 1985 with the help of former standouts Kevin McReynolds, Johnny Ray and Tim Lollar, a move that again advanced the program to another level.

George Cole Field was the site of the Razorback baseball program's coming of age. The Razorbacks would go 567-142-2 at the facility for a winning percentage of .799. It was the site of the school's first league tournament championship, in 1985, and home to a parade of all-conference and All-America players. McReynolds, Ray, Lollar and Tom Pagnozzi - some of the first Razorbacks to make a significant impact in Major League Baseball - were just a few of many DeBriyn pupils who honed their skills at George Cole Field and went on to excel in the majors.

Although he retired following the 2002 season, the magic continues with DeBriyn's subtle influence on the lives of Charlie Baum and Willard and Pat Walker families, key contributors to perhaps the crowning achievement of DeBriyn's tenure - Baum Stadium at George Cole Field. The 8,237-seat stadium, which can accommodate a crowd of 10,737, is unparalleled in the country in form and function and has moved the program to an even higher level of achievement.

Designed by the nationally acclaimed firm HOK, designers of such jewels as Oriole Park at Camden Yards, Coors Field and Progressive Field, Baum Stadium at George Cole Field played host to its first game on April 13, 1996, as a crowd of 3,328 saw the Razorbacks defeat Auburn in a doubleheader sweep. Named the best college baseball facility in the nation by Baseball America in 1998, the stadium has ignited the interest of Razorback fans throughout the region and helped Arkansas lead the nation in tickets sold in 2007 with 8,069 per game and set a then-NCAA record in the process.

Another crown jewel of Razorback baseball is the new Fowler Family Baseball and Track Training Center. The 52,000 square-foot climate-controlled indoor facility opened in the fall of 2014 and includes a full-size practice infield that is suitable for live hitting, fielding and base running. The facility also includes four batting cages and protective netting around the facility to ensure safe activity and observation while taking protective measures toward the facility structure.

Arkansas baseball is not just about those who have been able to play the game for a living. The Razorbacks have produced 76 all-conference players (all since 1976 when Bill Montgomery was named All-Southwest Conference), 22 All-Americans (Lollar was the first in 1978), 18 freshman All-Americans, 54 all-conference tournament selections, four conference titles (1989, 1990, 1999, 2004), one conference tournament championship and nine NCAA Regional Tournament championships. Since joining the SEC in 1992, Arkansas has already placed 34 players on All-SEC lists. Throughout the years, 55 former Razorbacks have played in the big leagues and eight were major league first-round draft picks in McReynolds (1981), Jeff King (1986), David Walling (1999), Nick Schmidt (2007), Logan Forsythe (2008), Zack Cox (2010), Ryne Stanek (2013) and Andrew Benintendi (2015).

Many former Razorbacks have given something back to the program that helped propel them to the professional ranks, but none so much as the all-star catcher Pagnozzi. In addition to contributing the funds which made possible the Razorback clubhouse that bears his name, the annual Tom Pagnozzi Invitational Golf Tournament and surrounding events raise thousands of dollars each year for the Arkansas baseball program.

Memorable moments of Arkansas baseball vary with the observer. Arkansas' first NCAA postseason appearance in 1973 at Arlington Stadium in Arlington, Texas, will long be considered a watershed moment for DeBriyn's program. Though the Razorbacks lost two straight, it was a signal the program had arrived. Just six years later, the Razorbacks raced through the NCAA East Regional in Tallahassee, Fla., in four games to advance to the College World Series in Omaha, Neb., for the first time.



Three more wins in the then-true double elimination event put Arkansas in the championship game against Cal State Fullerton. Fullerton, playing with one loss, won the first championship game 13-10 to force a winner-take-all rematch. Fullerton won that one, 2-1, sending the disappointed Razorbacks home with the national runner-up trophy.

A third-place finish at the 1985 CWS also saw the Razorbacks go through Tallahassee and started a five-year stretch in which Arkansas advanced to Omaha three times, each time on an odd year. Fifth-place finishes in 1987 and 1989 were outstanding achievements for phenomenal teams.

Arkansas played host to its first Southwest Conference Tournament in 1985, winning in three straight games at George Cole Field with an opening win over Baylor and back-to-back victories over rival Texas. It was another example of facilities playing a role in the program's success - only the addition of lights that season enabled the school to snare the tournament host honor from traditional sites Texas and Texas A&M.

Memorable moments are hard to narrow to such a small space but would include some hard-to-forget home runs and pitching performances. Ralph Kraus ushered in the school's first home night game in classic style with a home run in the bottom of the ninth inning to defeat Texas before thousands in 1985. McReynolds will long be known for his towering shots both at George Cole Field and at the SWC Tournament at Texas A&M in 1980.

There have been 12 no-hitters in school history, the most recent by the combination of Nick Schmidt, Brian McLelland and Devin Collis in 2006. They blanked Oklahoma State to join former Razorbacks Rich Erwin (1976), David Rhodes (1977), Scott Glanz (1982), Tim Deitz (1983), Fred Faust (1984), Steve Parker (1986), Dennis Fletcher-Tim Sherrill-Tim Peters (1987), Brian Cook-Brian Dennison (1991), Todd Abbott (1994), Richie Nye (1996) and Scott Roehl (2001) as no-hit specialists. Steve Krueger recorded the Southwest Conference's lowest league ERA in 1979 and 1980.

Another Nye helped the Razorbacks make history again on the final day of the 1999 regular season. Rodney Nye homered in each of his first three trips to the plate to help the Razorbacks to a victory that gave UA its first SEC Western Division and overall titles.

Baum Stadium has already seen its share of memorable games in its short lifespan, such as Arkansas' 11-run rally to beat South Carolina 17-16 in 1998 and a 16-0 win over Eastern Illinois in which David Walling fanned 16 batters to help give Norm DeBriyn his 1,000th career victory.

In 1999, the Razorbacks took their home field advantage to a new level, going 14-1 in home SEC games and ending the season with 13 consecutive conference victories at the facility. The solid play in home league games helped the Razorbacks earn division and overall league titles and brought an NCAA regional to the UA campus for the first time in school history.

In 2004, Arkansas duplicated the feat again earning a share of the SEC crown and topping the SEC West. Picked last in the division to begin the season, Van Horn guided this gritty bunch of Razorbacks to their second league title since joining the SEC. For their efforts, Arkansas earned a coveted national seed in the NCAA Tournament draw and hosted its second regional in school history.

The Razorbacks hosted the largest attended NCAA regional as 38,773 fans packed Baum Stadium for the three-day event. Arkansas didn't disappoint, although it took a historic comeback to send the home crowd away happy. Down to its last out in an elimination game against Wichita State, Arkansas got a grand slam from junior catcher Brady Toops to complete an improbable 11-9 comeback win against Wichita State. Arkansas held off the Shockers 4-3 in the regional final to secure the school's first-ever NCAA Super Regional.

The following weekend, Arkansas dominated No. 12 Florida State in a two-game sweep of the Seminoles televised nationally by ESPN. Razorback fans set a new NCAA record for super regional attendance at an on-campus venue drawing 9,338 on Friday and 10,027 on Saturday. With the 4-2 win on Saturday, Arkansas clinched its fifth College World Series berth.

Omaha did not prove as kind to the Razorbacks, as Arkansas dropped a pair of games to Texas and Arizona. Despite the quick exit, the improbable run of this underdog Razorback squad captured the imagination of UA fans everywhere, laying the groundwork for even bigger and better things to come.

During the 2009 regular season, Arkansas earned its first No. 1 ranking and defeated Arizona State in front of a then-Baum-record 11,014 fans in the facility's first matchup between top-ranked teams; the Sun Devils were also ranked No. 1 at the time.

In 2009, having swept through the Norman Regional and Tallahassee Super Regional, upsetting national seeds Oklahoma and Florida State, respectively, the Razorbacks earned their sixth trip to Omaha.

Arkansas split its first two games, besting Cal State Fullerton and then losing to LSU. The Razorbacks found themselves one out away from elimination against Virginia before Brett Eibner lifted a two-run shot to left field to tie the game. Arkansas went on to win the instant classic 4-3 in 12 innings. The Razorbacks closed out the CWS with a tie for third place.

The Razorbacks reached the College World Series for the third time under Van Horn in 2012 as Arkansas put together a memorable postseason run that saw them down old SWC rivals Rice and Baylor on their home fields. Arkansas opened its tournament run in Houston as it defeated Sam Houston State twice and downed eighth-ranked Rice in a 1-0 shutout.

The next week, Arkansas returned to the state of Texas and faced No. 4 national seed Baylor. After dropping the opener of the Super Regional, Arkansas responded by winning the next two games to punch its ticket to Omaha. The decisive game of the Super Regional was a classic pitcher's duel. The game was scoreless until the top of the 10th inning when Arkansas broke through on Jake Wise's RBI single, scoring Brian Anderson. Randall Fant, Nolan Sanburn, Brandon Moore, Trent Daniel and Colby Suggs combined to shut down the high-powered Baylor offense and send Arkansas to Omaha.

In the College World Series, the Razorbacks opened by winning its first two games, defeating Kent State 8-1 in the opener and then downing South Carolina 2-1 to snap the Gamecocks' 22-game NCAA postseason win streak. Arkansas would finish tied for third in the CWS after South Carolina defeated the Razorbacks twice.

The 2015 season saw the greatest individual performance ever by an Arkansas baseball player as outfielder Andrew Benintendi became the first Razorback to win the Golden Spikes Award given to the national player of the year. The sophomore wowed the crowds at Baum Stadium as he became just the third player in SEC history to lead the league in home runs (20) and batting average (.376).

With the help of Benintendi, Arkansas had an improbable run culminating in one of the most memorable seasons in Razorback history. Entering April at 14-14, Arkansas went on a tear, going 21-8 in its final 29 games and earned a two-seed in the NCAA Tournament.

Arkansas headed to the Stillwater Regional and cruised through, winning all three games they played win the Regional and host a Super Regional the following week against national seed Missouri State.

The Razorbacks split the first two games of the Fayetteville Super Regional setting up a winner-take-all third game. Behind a raucous and stadium-record crowd of 12,167 fans, first team All-SEC closer Zach Jackson took the mound with a one run lead and 11 outs standing between the Razorbacks and Omaha. Jackson retired 11 straight, including a series-ending strikeout that sent Baum Stadium into hysteria and the Razorbacks to the College World Series for the third time in the past seven years.

A rich history with legendary players, coaches and games make Arkansas baseball a unique and treasured program. With Baum Stadium as a backdrop for the Razorbacks' continued competition in the toughest league in the nation, Arkansas baseball promises to bring fans many more great moments for many years to come.



Former Razorbacks Ronn Reynolds, Kevin McReynolds, Tim Lollar and Johnny Ray with long-time Arkansas head coach Norm DeBriyn (middle).



RAZORBACKS FINISH SECOND IN FIRST CWS APPEARANCE

Overall Record: 49-15 | **SWC Record:** 19-5

SWC Finish: Second

SWC Tournament Finish: Second

College World Series Finish: Second

All-America Selections: Ronn Reynolds, C

CWS All-Tournament Team: Marc Brumble, OF

All-SWC Selections: Steve Krueger, LHP; Johnny Ray, 2B; Ronn Reynolds, C; Ed Wallace, 1B

All-SWC Tournament Selections: Marc Brumble, OF; John Hennell, 1B; Johnny Ray, 2B; Ronn Reynolds, C; Scott Tabor, P; Larry Wallace, SS

1979 Roster

Head Coach: Norm DeBriyn

Assistant Coaches: Doug Clark, Tom Hilton, Ban Ormsby


Name	Pos.	Yr.	Hometown (Last School)
Tim Alexander	RHP	So.	Ft. Smith, Ark. (Southside)
Jeff Ash	OF	Jr.	Shawnee Mission, Kan. (North)
Donald Atkins	INF/OF	Fr.	Little Rock, Ark. (Parkview)
Bill Bakewell	RHP	Sr.	Tulsa, Okla. (Hale)
Powell Bowers	2B	Fr.	Mt. Pleasant, Texas (Mt. Pleasant)
Jeff Boyd	RHP	Jr.	Springfield, Mo. (Glendale)
Marc Brumble	OF	Sr.	Tulsa, Okla. (Hale)
Mark Bulgarelli	C	Sr.	Littleton, Colo. (Arapahoe)
Randal Carter	SS/3B	Jr.	Springfield, Mo. (Hillcrest)
Tim Clancy	C/1B	Jr.	Tulsa, Okla. (Bishop Kelley)
Steve Coker	3B	So.	Fayetteville, Ark. (Fayetteville)
Chris Day	LHP	So.	Houston, Texas (Sharpstown)
Rich Erwin	RHP	Sr.	Littleton, Colo. (Littleton)
Kevin Grover	LHP	Fr.	Janesville, Wis. (Craig)
Bill Grubb	INF/OF	Jr.	Tulsa, Okla. (Hale)
Jeff Haun	INF	Fr.	Overland Park, Kan. (South)
John Hennell	1B	Jr.	Ashland, Wis. (Ashland)
Stuart Huchingson	RHP	Fr.	West Memphis, Ark. (West Memphis)
Jeff Huddleston	RHP	So.	Texarkana, Texas (Liberty)
Albert Jiron	SS	Fr.	Lakewood, Colo. (Bear Creek)
Danny Johnson	RHP	Fr.	Pine Bluff, Ark. (Watson Chapel)
Rob Kauffman	3B	Jr.	Tulsa, Okla. (Hale)
Mike Kreymborg	RHP	Fr.	Tulsa, Okla. (Bishop Kelley)
Dave King	OF	Jr.	Elkins, Ark. (Elkins)
Steve Krueger	LHP	Jr.	Topeka, Kan. (West)
Bruce Lahay	LHP	So.	St. Louis, Mo. (Oakville)
Mike Martin	OF	Sr.	Moore, Okla. (Moore)
Dale McDaniel	RHP	Jr.	Kansas City, Mo. (Hickman)
Pat McGurk	RHP	Jr.	Muskogee, Okla. (Muskogee)
Bob McHale	RHP	Jr.	Tobyhanna, Pa. (Pocono)
Kevin McReynolds	OF	Fr.	North Little Rock, Ark. (Sylvan Hills)
Kevin Radford	2B	Jr.	Tulsa, Okla. (Memorial)
Johnny Ray	2B	Sr.	Chouteau, Okla. (Chouteau)
Ronn Reynolds	C	Jr.	Wichita, Kan. (Southeast)
Rickey Riddley	OF	Jr.	Hot Springs, Ark. (Hot Springs)
Billy Schock	RHP	Fr.	Deer Park, Texas (Deer Park)
John Stanley	LHP	Jr.	Little Rock, Ark. (Hall)
Scott Tabor	RHP	Fr.	Little Rock, Ark. (McClellan)
Ed Wallace	LHP	Sr.	Florissant, Mo. (McClure)
Larry Wallace	2B/SS	Sr.	Pine Bluff, Ark. (Pine Bluff)
Manual Warrior	RHP	Sr.	Sapulpa, Okla. (Kellyville)
Ron Waymire	RHP	Jr.	Tulsa, Okla. (Cascia Hall)
Andy White	RHP	So.	Newport, Ark. (Newport)
Luis Zambrana	OF	So.	Carolina, Puerto Rico

1979 Results

Date	Result	Opponent	Location
2/23	W, 7-1	William Jewell	Fayetteville
2/23	W, 13-2	William Jewell	Fayetteville
2/27	W, 5-0	Missouri Southern	Fayetteville
2/27	W, 3-2	Missouri Southern	Fayetteville
3/2	W, 2-0	Texas*	Fayetteville
3/3	L, 2-3	Texas*	Fayetteville
3/3	L, 0-1	Texas*	Fayetteville
3/4	L, 2-3	Southern Illinois	Fayetteville
3/4	L, 5-18	Southern Illinois	Fayetteville
3/5	W, 5-0	Southwest Baptist	Fayetteville
3/5	W, 9-2	Southwest Baptist	Fayetteville
3/6	W, 4-1	Tulsa	Fayetteville
3/6	W, 8-1	Tulsa	Fayetteville
3/9	W, 6-3	Rice*	Houston, Texas
3/10	W, 7-2	Rice*	Houston, Texas
3/10	W, 12-3	Rice*	Houston, Texas
3/16	W, 12-1	Baylor*	Fayetteville
3/17	W, 5-1	Baylor*	Fayetteville
3/17	L, 0-4	Baylor*	Fayetteville
3/19	W, 13-0	Missouri Western	Fayetteville
3/19	W, 7-6 (11)	Missouri Western	Fayetteville
3/23	W, 7-1	TCU*	Fort Worth, Texas
3/24	W, 10-1	TCU*	Fort Worth, Texas
3/24	W, 9-4	TCU*	Fort Worth, Texas
3/26	W, 6-2	Eastern Michigan	Fayetteville
3/26	W, 1-0	Eastern Michigan	Fayetteville
3/27	W, 7-4	Iowa	Fayetteville
3/27	W, 6-0	Eastern Michigan	Fayetteville
3/30	W, 3-1	SMU*	Fayetteville
3/31	W, 3-1	SMU*	Fayetteville
3/31	W, 9-2	SMU*	Fayetteville
4/3	W, 5-1	SMS	Fayetteville
4/3	W, 4-3	SMS	Fayetteville
4/6	L, 8-9	Texas Tech*	Lubbock, Texas
4/7	W, 6-2	Texas Tech*	Lubbock, Texas
4/7	W, 12-9	Texas Tech*	Lubbock, Texas
4/13	W, 4-0	South Dakota	Fayetteville
4/13	W, 7-0	South Dakota	Fayetteville
4/14	W, 7-1	South Dakota	Fayetteville
4/14	W, 8-1	South Dakota	Fayetteville
4/17	L, 2-5	Oral Roberts	Tulsa, Okla.
4/20	W, 5-3	Houston*	Fayetteville
4/21	W, 3-0	Houston*	Fayetteville
4/21	W, 11-10 (8)	Houston*	Fayetteville
4/27	L, 0-6	Texas A&M*	College Station, Texas
4/28	W, 2-0 (11)	Texas A&M*	College Station, Texas
4/28	W, 9-1	Texas A&M*	College Station, Texas
4/30	L, 8-9	Missouri Southern	Joplin, Mo.
4/30	W, 6-5	Missouri Southern	Joplin, Mo.
5/4	L, 6-7	Wichita State	Wichita, Kan.
5/4	L, 4-5	Wichita State	Wichita, Kan.
5/12	W, 6-1	Baylor!	Austin, Texas
5/13	L, 2-6	Texas!	Austin, Texas
5/14	W, 6-2	Texas A&M!	Austin, Texas
5/14	L, 6-12	Texas!	Austin, Texas
5/25	W, 12-11	George Washington+	Tallahassee, Fla.
5/26	W, 9-1	Florida+	Tallahassee, Fla.
5/26	W, 8-6	Delaware+	Tallahassee, Fla.
5/27	W, 4-3	Delaware+	Tallahassee, Fla.
6/1	W, 5-4	Pepperdine#	Omaha, Neb.
6/3	W, 10-3	Arizona#	Omaha, Neb.
6/5	W, 9-4	Texas#	Omaha, Neb.
6/6	L, 10-13	Cal State Fullerton#	Omaha, Neb.
6/8	L, 1-2	Cal State Fullerton#	Omaha, Neb.

* - SWC Game; ! - SWC Tournament; + - NCAA East Regional;

- College World Series



RAZORBACKS WIN 51 GAMES, FINISH THIRD AT CWS

Overall Record: 51-15 | **SWC Record:** 13-7

SWC Finish: Third

SWC Tournament Finish: First

College World Series Finish: Third

All-America Selections: Mike Loggins, OF

CWS All-Tournament Team: Jeff King, 3B; Ralph Kraus, OF

All-SWC Selections: Tim Deitz, P; Fred Farwell, P; Jeff King, 3B; Mike Loggins, OF;

Norm Roberts, OF

All-SWC Tournament Selections: Tim Deitz, P; Fred Farwell, P; Jeff King, 3B; Mike Loggins, OF;

Dave Patterson, 1B (MVP); Norm Roberts, OF; Doyle Wilson, C


1985 Roster

Head Coach: Norm DeBryen

Assistant Coaches: Doug Clark, Dave Jorn, Rex Dickerson (GA), Rude Garcia (GA),

Dave Van Horn (GA)


Name	Pos.	Yr.	Hometown (Last School)
Joe Blair	2B	Fr.	Orlando, Fla. (Bishop)
Kevin Campbell	RHP	So.	Des Arc, Ark. (Des Arc)
Dera Clark	RHP	So.	Artesia, N.M. (Artesia)
Steve Clements	OF	Sr.	Vancouver, British Columbia (S. Idaho JC)
Jay Cleveland	RHP	So.	Amarillo, Texas (UTEP)
Tim Deitz	RHP	Jr.	Tulsa, Okla. (Hale)
Joe DiLeo	INF	Fr.	Scranton, Pa. (Central)
Bobby Joe Edmonds	OF	So.	St. Louis, Mo. (Luthern North)
Fred Farwell	LHP	Jr.	Nashua, N.H. (Crowder JC)
Fred Faust	RHP	Jr.	Fayetteville, Ark. (Fayetteville)
David Ferrell	2B	Jr.	West Fork, Ark. (Northark JC)
Chris Flake	OF	Fr.	North Little Rock, Ark. (Northeast)
Rob Gee	LHP	Jr.	North Little Rock, Ark. (Westark JC)
Ray Harris	LHP	Fr.	Jacksonville, Ark. (Jacksonville)
Jim Hartman	OF	Fr.	Bedford, Texas (Trinity)
Keith Helton	LHP	So.	North Little Rock, Ark. (Ole Main)
Howard Hilton	RHP	Sr.	Oxnard, Calif. (Oxnard JC)
Rick Huntze	RHP	Sr.	Tulsa, Okla. (Bacone JC)
Mark Jackson	OF	Jr.	North Little Rock, Ark. (Northeast)
Joe Jakoncuk	1B	Fr.	Cabot, Ark. (Cabot)
Kevin Kee	RHP	Fr.	Wichita Falls, Texas (Hirschi)
Keith Kerns	2B	Jr.	Salina, Okla. (Bacone JC)
Jeff King	3B	So.	Colorado Springs, Colo. (Rampart)
Ralph Kraus	1B/OF	Jr.	Plano, Texas (Plano)
Jim Kremers	INF	Fr.	North Little Rock, Ark. (Catholic)
Mike Loggins	OF	Jr.	Crossett, Ark. (Crossett)
Chris Lusker	C	Jr.	Pittsburg, Kan. (Labette JC)
Ron Meilleur	RHP	Fr.	Winnipeg, Canada (Winnipeg)
Gary Murphy	RHP	Jr.	Hazleton, Pa. (Luzerne JC)
Greg Murtha	C	Fr.	Little Rock, Ark. (Westark JC)
David Patterson	INF	Jr.	Ventura, Calif. (Ventura JC)
Tony Peters	C	Jr.	Nicholson, Pa. (Lackawanna)
Pat Rice	RHP	Jr.	Colorado Springs, Colo. (Academy)
Derrick Richardson	INF	Sr.	Fort Smith, Ark. (Northside)
Norm Roberts	OF	Sr.	Texarkana, Texas (Texas)
Ellis Roby	SS	Jr.	North Little Rock, Ark. (Ole Main)
Doyle Wilson	C	Jr.	Chandler, Ariz. (Mesa JC)



1985 Results

Date	Result	Opponent	Location
2/9	L, 2-5	Miami (Fla.)	Coral Gables, Fla.
2/9	L, 1-2	Miami (Fla.)	Coral Gables, Fla.
2/10	L, 0-4	Miami (Fla.)	Coral Gables, Fla.
2/16	W, 4-0	Oklahoma City	Fayetteville
2/16	W, 20-13	Oklahoma City	Fayetteville
2/17	W, 5-2	Oklahoma City	Fayetteville
2/22	W, 5-1	Kansas State	Fayetteville
2/25	W, 12-1	Missouri Southern	Fayetteville
2/25	W, 8-3	Missouri Southern	Fayetteville
3/1	W, 15-4	Lubbock Christian	Fayetteville
3/2	W, 15-1	Lubbock Christian	Fayetteville
3/2	W, 4-1	Lubbock Christian	Fayetteville
3/3	W, 11-3	Northwest Missouri State	Fayetteville
3/4	W, 18-8	Northeast Missouri State	Fayetteville
3/5	W, 15-6	Southeast Oklahoma State	Fayetteville
3/8	W, 9-7	Indiana State	Fayetteville
3/9	W, 7-2	Indiana State	Fayetteville
3/9	W, 3-1	Indiana State	Fayetteville
3/17	W, 8-4	Rice*	Houston, Texas
3/17	L, 2-13	Rice*	Houston, Texas
3/18	W, 10-0	Missouri Western	Fayetteville
3/18	W, 4-0	Missouri Western	Fayetteville
3/19	W, 4-3	School of the Ozarks	Fayetteville
3/19	W, 6-0	School of the Ozarks	Fayetteville
3/22	W, 5-4	Texas*	Fayetteville
3/23	W, 2-1	Texas*	Fayetteville
3/23	L, 3-13	Texas*	Fayetteville
3/26	L, 1-3	Oklahoma State	Stillwater, Okla.
3/29	L, 2-6	Texas A&M*	College Station, Texas
3/31	W, 6-4	Texas A&M*	College Station, Texas
3/31	W, 15-4	Texas A&M*	College Station, Texas
4/2	L, 6-14	Oklahoma State	Fayetteville
4/5	W, 16-12	Houston*	Fayetteville
4/6	W, 5-4	Houston*	Fayetteville
4/6	L, 9-10	Houston*	Fayetteville
4/12	W, 14-4	Texas Tech*	Lubbock, Texas
4/13	W, 14-11	Texas Tech*	Lubbock, Texas
4/13	W, 22-5	Texas Tech*	Lubbock, Texas
4/16	W, 6-5	SMS	Fayetteville
4/19	W, 19-7	TCU*	Fort Worth, Texas
4/20	L, 3-4	TCU*	Fort Worth, Texas
4/20	W, 12-6	TCU*	Fort Worth, Texas
4/26	L, 6-7	Baylor*	Fayetteville
4/27	W, 5-4	Baylor*	Fayetteville
4/27	L, 8-11	Baylor*	Fayetteville
4/30	L, 2-16	Mississippi State	Greenville, Miss.
5/1	W, 13-1	Mississippi State	Little Rock, Ark.
5/3	W, 10-4	Kansas	Fayetteville
5/4	W, 6-5	Kansas	Fayetteville
5/4	W, 6-2	Kansas	Fayetteville
5/6	W, 14-4	Oklahoma Christian	Fayetteville
5/9	W, 6-4	Oral Roberts	Fayetteville
5/10	W, 5-1	Oral Roberts	Fayetteville
5/11	W, 9-5	Oral Roberts	Tulsa, Okla.
5/15	W, 11-2	Louisiana-Lafayette!	Fayetteville
5/17	W, 6-4	Baylor!	Fayetteville
5/18	W, 9-5	Texas!	Fayetteville
5/19	W, 10-6	Texas!	Fayetteville
5/23	W, 20-13	Eastern Kentucky+	Tallahassee, Fla.
5/24	W, 13-9	George Mason+	Tallahassee, Fla.
5/25	W, 7-6	Florida State+	Tallahassee, Fla.
5/26	W, 7-5	Georgia Tech+	Tallahassee, Fla.
5/31	W, 1-0	South Carolina#	Omaha, Neb.
6/3	L, 4-5	Mississippi State#	Omaha, Neb.
6/6	W, 10-4	Stanford#	Omaha, Neb.
6/8	L, 7-8	Texas#	Omaha, Neb.

* - SWC Game; ! - SWC Tournament; + - NCAA South II Regional; # - College World Series



RAZORBACKS MAKE 3RD CWS APPEARANCE, FINISH 5TH

Overall Record: 51-16 | **SWC Record:** 17-4

SWC Finish: Second

SWC Tournament Finish: Second

College World Series Finish: Fifth

All-America Selections: Andy Skeels, C

CWS All-Tournament Team: None

All-SWC Selections: Bobby Edwards, P; Tim Peters, P; Andy Skeels, C

All-SWC Tournament Selections: Andy Skeels, C

1987 Roster

Head Coach: Norm DeBriyn

Assistant Coaches: Doug Clark, Dave Jorn, Dave Van Horn (GA), Jerry Pufall (GA)

Name	Pos.	Yr.	Hometown (Last School)
Jim Anderson	C/OF	Fr.	St. Louis, Mo. (Lindbergh)
Bob Bailey	INF	Fr.	Newport, Ark. (Newport)
Randy Bobb	1B	Jr.	Broken Arrow, Okla. (Broken Arrow)
Jim Calhoon	INF	Fr.	Jacksonville, Ark. (Jacksonville)
Dan Campbell	OF	Jr.	Palos Verdes, Calif. (L.A. Harbor JC)
Kyle Caple	C	Fr.	Plano, Texas (Plano)
Bubba Carpenter	OF/LHP	Fr.	Winslow, Ark. (West Fork)
John Cebuhar	LHP	Jr.	Tulsa, Okla. (East Oklahoma JC)
Jay Cleveland	RHP	Sr.	Amarillo, Texas (UTEP)
Stan Click	OF	Jr.	Crossett, Ark. (Garden City JC)
Greg D'Alexander	3B	Fr.	Allen Park, Mich. (Cabrini)
Bob Edwards	RHP	Jr.	Salt Lake City, Utah (Coll. of S. Idaho)
Troy Eklund	1B/OF	So.	Kansas City, Mo. (Parkhill)
Dennis Fletcher	RHP	So.	Farmington, Ark. (Farmington)
Shawn Gore	1B/OF	Fr.	West Fork, Ark. (Farmington)
Bill Gunger	OF	So.	Auburn, N.Y. (Quinnipiac College)
Ray Harris	LHP	Jr.	Jacksonville, Ark. (Jacksonville)
Keith Helton	LHP	Sr.	North Little Rock, Ark. (Ole Main)
Mickey House	OF	So.	DeKalb, Texas (Texarkana JC)
Greg King	INF	Fr.	Lenexa, Kan. (Shawnee Mission South)
Jim Kremers	C/OF	Jr.	North Little Rock, Ark. (Catholic)
Allen Lester	LHP	Fr.	Fort Smith, Ark. (Southside)
Rod Moore	OF	Sr.	Oklahoma City, Okla. (Seminole JC)
Mike Oquist	RHP	Fr.	LaJunta, Colo. (LaJunta)
Tim Peters	RHP	Sr.	Portland, Ore. (Coll. of S. Idaho)
Tony Peters	C	Sr.	Nicholson, Pa. (Lackawana JC)
Jim Phillips	1B	Jr.	Texarkana, Texas (Seminole JC)
Scott Pose	INF	So.	West Des Moines, Iowa (Iowa West CC)
Ken Reese	INF	Jr.	Texarkana, Texas (Panola JC)
Tim Sherrill	LHP	Sr.	Harrison, Ark. (North Arkansas CC)
Britt Shoptaw	RHP	Fr.	Little Rock, Ark. (McClellan)
Mike Sisco	SS	Sr.	Des Peres, Mo. (Merramec JC)
Andy Skeels	C/OF	Sr.	Thousand Oaks, Calif. (Oxnard JC)
Don Thomas	3B/OF	So.	Pine Bluff, Ark. (Dollarway)
Kendall Trainor	OF	So.	Fredonia, Kan. (Fredonia)
Spencer Wilkinson	RHP	Jr.	Muskogee, Okla. (Connors State CC)
Kelly Zane	INF	Jr.	Wichita, Kan. (Butler County CC)

1987 Results

Date	Result	Opponent	Location
2/14	W, 3-1	Memphis	Memphis, Tenn.
2/14	T, 2-2	Memphis	Memphis, Tenn.
2/21	W, 21-5	Memphis	Fayetteville
2/22	W, 14-7	Memphis	Fayetteville
2/23	W, 4-3	Missouri Southern	Fayetteville
2/23	W, 13-10	Missouri Southern	Fayetteville
2/25	L, 4-6	Hawaii Pacific	Honolulu, Hawaii
2/26	W, 10-7	Hawaii Pacific	Honolulu, Hawaii
2/27	L, 4-8	Hawaii	Honolulu, Hawaii
2/28	L, 5-6 (10)	Hawaii	Honolulu, Hawaii
3/1	W, 9-7 (10)	Hawaii	Honolulu, Hawaii
3/2	W, 7-4	Hawaii	Honolulu, Hawaii
3/6	L, 3-4	Kansas State	Fayetteville
3/7	W, 12-7	Kansas State	Fayetteville
3/8	W, 13-4	North Texas	Fayetteville
3/9	W, 13-3	Lubbock Christian	Fayetteville
3/10	W, 20-10	St. Louis	Fayetteville
3/11	W, 9-0	St. Louis	Fayetteville
3/11	W, 15-5	St. Louis	Fayetteville
3/13	W, 10-3	Northern Iowa	Fayetteville
3/14	W, 8-3	Western Kentucky	Fayetteville
3/15	W, 5-2	Western Kentucky	Fayetteville
3/15	L, 5-11	Washington State	Fayetteville
3/20	W, 17-10	Texas A&M*	College Station, Texas
3/21	W, 8-2	Texas A&M*	College Station, Texas
3/21	W, 7-3	Texas A&M*	College Station, Texas
3/25	L, 1-8	Oklahoma State	Stillwater, Okla.
3/27	L, 3-4	Houston*	Fayetteville
3/28	W, 10-3	Houston*	Fayetteville
3/28	W, 12-6	Houston*	Fayetteville
3/31	W, 11-2	Missouri-St. Louis	Fayetteville
3/31	W, 14-2	Missouri-St. Louis	Fayetteville
4/3	W, 2-0	Texas Tech*	Lubbock, Texas
4/4	W, 8-6	Texas Tech*	Lubbock, Texas
4/4	W, 9-0	Texas Tech*	Lubbock, Texas
4/7	W, 16-2	Evangel	Fayetteville
4/10	W, 9-7	TCU*	Fort Worth, Texas
4/11	L, 6-7	TCU*	Fort Worth, Texas
4/11	W, 13-7	TCU*	Fort Worth, Texas
4/15	W, 12-11	Oklahoma	Fayetteville
4/17	W, 5-3	Baylor*	Fayetteville
4/18	W, 8-0	Baylor*	Fayetteville
4/18	W, 6-5	Baylor*	Fayetteville
4/20	W, 12-1	School of the Ozarks	Fayetteville
4/21	W, 9-8	Oklahoma State	Fayetteville
4/24	W, 4-3	Rice*	Houston, Texas
4/25	W, 5-1	Rice*	Houston, Texas
4/25	W, 3-0	Rice*	Houston, Texas
4/28	W, 14-10	Southeast Oklahoma State	Fayetteville
4/29	W, 20-5	Missouri Southern	Fayetteville
5/1	L, 5-9	Texas*	Fayetteville
5/2	W, 9-3	Texas*	Fayetteville
5/2	L, 1-4	Texas*	Fayetteville
5/7	W, 14-4	Oral Roberts	Fayetteville
5/8	W, 17-5	Oral Roberts	Fayetteville
5/10	L, 2-10	Oral Roberts	Tulsa, Okla.
5/10	L, 11-12 (10)	Missouri	Columbia, Mo.
5/15	W, 4-3	Texas A&M!	Austin, Texas
5/17	L, 10-3	Texas!	Austin, Texas
5/17	W, 14-9	Houston!	Austin, Texas
5/18	L, 2-3	Texas!	Austin, Texas
5/22	W, 10-7	Middle Tennessee+	Huntsville, Ala.
5/22	W, 7-2	West Virginia+	Huntsville, Ala.
5/23	W, 6-5 (10)	Clemson+	Huntsville, Ala.
5/24	W, 4-2	Clemson+	Huntsville, Ala.
5/30	L, 6-13	Texas#	Omaha, Neb.
5/31	W, 5-4	Georgia#	Omaha, Neb.
6/3	L, 2-5	LSU#	Omaha, Neb.

* - SWC Game; ! - SWC Tournament; + - NCAA South I Regional; # - College World Series



ARKANSAS MAKES THIRD CWS IN FIVE YEARS, FINISH 4TH

Overall Record: 51-16 | **SWC Record:** 17-4

SWC Finish: Tied First

SWC Tournament Finish: Second

College World Series Finish: Fifth

All-America Selections: Troy Eklund, OF

CWS All-Tournament Team: None

All-SWC Selections: Bubba Carpenter, 1B/OF; Greg D'Alexander, 3B; Troy Eklund, OF;

Mike Oquist, P; Scott Pose, OF; Phillip Stidham, P; Mark Swope, P

All-SWC Tournament Selections: None

1989 Roster

Head Coach: Norm DeBryen


Assistant Coaches: Doug Clark, John Luedtke, Abraham Flores (GA), Rod Moore (GA), Shannon Rhea (GA)

Name	Pos.	Yr.	Hometown (Last School)
Bill Abbott	RHP	Jr.	Springfield, Mo. (Labette CC)
Doug Bennett	RHP	Fr.	Springfield, Mo. (Hillcrest)
Brent Birch	LHP	Fr.	North Little Rock, Ark. (Northeast)
Greg Boyd	C	Jr.	Paragould, Ark. (Three Rivers JC)
Chris Bryan	LHP	So.	Pine Bluff, Ark. (Pine Bluff)
Jim Calhoon	INF	Jr.	Jacksonville, Ark. (Jacksonville)
Bubba Carpenter	INF/OF	So.	Brentwood, Ark. (West Fork)
Jay Carpenter	INF/OF	Jr.	Brentwood, Ark. (Arkansas Tech)
Brian Cook	RHP	Fr.	Tulsa, Okla. (Memorial)
Greg D'Alexander	3B	Jr.	Allen Park, Mich. (Cabrini)
Charles Downey	SS	Fr.	League City, Texas (Dickinson)
Troy Eklund	OF	Sr.	Kansas City, Kan. (Park Hill)
Scott Epps	SS	Fr.	Jenks, Okla. (Jenks)
Haden Etheridge	OF	So.	North Little Rock, Ark. (Northeast)
Dennis Fletcher	RHP	Sr.	Farmington, Ark. (Farmington)
Tony Gilmore	C	Jr.	Tulsa, Okla. (Eastern Oklahoma JC)
Juju Harshaw	C/OF	Fr.	North Little Rock, Ark. (Northeast)
Glen Ray Hines	1B/3B	So.	Houston, Texas (Rice)
Todd Hobson	OF	Fr.	Indianapolis, Ind. (Lawrence North)
Dan Hreha	INF	Fr.	Brooklyn Center, Minn. (Park Center)
Cole Hyson	RHP	Jr.	Durango, Colo. (Eastern Utah)
Brett Kemohah	C/OF	Fr.	Vinita, Okla. (Vinita)
Greyson Liles	1B/OF	Fr.	Houston, Texas (Bellaire)
Ron Moore	OF	So.	Oklahoma City, Okla. (Murray State JC)
Mike Oquist	RHP	Jr.	LaJunta, Colo. (LaJunta)
Scott Osmon	RHP	Sr.	Mountain Home, Ark. (North Ark CC)
Kirk Piskor	C	Fr.	Plano, Texas (Plano East)
Scott Pose	OF	Sr.	West Des Moines, Iowa (Iowa West JC)
Peter Raether	RHP	Fr.	Edina, Minn. (Edina)
Phillip Stidham	RHP	Fr.	Tulsa, Okla. (Nathan Hale)
Rod Stillwell	SS	Sr.	Thousand Oaks, Calif. (Moorpark JC)
Mark Swope	RHP	So.	Spring Hill, Kan. (Spring Hill)
Jim Tejcek	RHP	Jr.	San Diego, Calif. (Southern Idaho)
Don Thomas	OF	Sr.	Pine Bluff, Ark. (Dollarway)
Tim Thomas	2B	So.	St. Paul, Minn. (Iowa Western JC)

1989 Results

Date	Result	Opponent	Location
2/19	W, 5-1	Wichita State	Fayetteville
2/24	W, 6-2	Missouri Southern	Fayetteville
2/25	W, 3-2	Kansas	Fayetteville
2/25	W, 7-0	Kansas	Fayetteville
2/26	W, 18-4	Kansas	Fayetteville
2/28	W, 8-4	Kentucky	Lakeland, Fla.
3/1	W, 2-1	Penn State	Lakeland, Fla.
3/1	L, 2-6	Kentucky	Lakeland, Fla.
3/2	L, 2-6	Western Michigan	Lakeland, Fla.
3/3	W, 8-2	Eckerd	Lakeland, Fla.
3/4	W, 15-0	Western Michigan	Lakeland, Fla.
3/10	W, 1-0	Iowa State	Fayetteville
3/11	W, 9-4	Iowa State	Fayetteville
3/12	W, 4-1	Nebraska	Fayetteville
3/13	W, 9-1	Stephen F. Austin	Fayetteville
3/14	W, 13-4	Wisconsin-Osh Kosh	Fayetteville
3/15	W, 9-4	Wisconsin-Osh Kosh	Fayetteville
3/17	W, 3-2	Northwestern State	Shreveport, La.
3/18	L, 2-10	Oklahoma State	Shreveport, La.
3/19	L, 4-8	Louisiana-Lafayette	Shreveport, La.
3/20	W, 14-4	Northern Iowa	Fayetteville
3/21	W, 12-1	Southwest Baptist	Fayetteville
3/22	W, 14-5	School of the Ozarks	Fayetteville
3/22	W, 10-0	School of the Ozarks	Fayetteville
3/24	W, 10-1	Houston*	Fayetteville
3/25	W, 3-0	Houston*	Fayetteville
3/25	W, 8-3	Houston*	Fayetteville
3/27	W, 11-3	St. Olaf	Fayetteville
3/31	W, 12-0	Texas Tech*	Lubbock, Texas
4/1	W, 3-2	Texas Tech*	Lubbock, Texas
4/1	W, 6-5	Texas Tech*	Lubbock, Texas
4/4	W, 10-4	Oklahoma State	Stillwater, Okla.
4/5	W, 6-4	Evangel	Fayetteville
4/7	W, 5-4	TCU*	Fort Worth, Texas
4/8	W, 8-6	TCU*	Fort Worth, Texas
4/8	W, 11-3	TCU*	Fort Worth, Texas
4/9	W, 11-1	Southeastern (Okla.) State	Fayetteville
4/10	L, 8-10	Dallas Baptist	Fayetteville
4/11	W, 7-4	Missouri	Columbia, Mo.
4/14	W, 8-4	Baylor*	Fayetteville
4/15	W, 9-1	Baylor*	Fayetteville
4/15	W, 10-3	Baylor*	Fayetteville
4/19	W, 9-8	Northeastern (Okla.) State	Fayetteville
4/21	W, 10-2	Rice*	Houston, Texas
4/22	L, 1-3	Rice*	Houston, Texas
4/22	W, 8-4	Rice*	Houston, Texas
4/26	L, 2-3	Oklahoma	Fayetteville
4/28	L, 4-5	Texas*	Fayetteville
4/29	W, 8-4	Texas*	Fayetteville
4/29	W, 14-7	Texas*	Fayetteville
4/30	W, 9-4	Kansas State	Fayetteville
5/1	L, 2-7	Kansas State	Fayetteville
5/5	W, 11-9 (16)	Texas A&M*	College Station, Texas
5/6	L, 2-3	Texas A&M*	College Station, Texas
5/7	L, 0-9	Texas A&M*	College Station, Texas
5/10	W, 10-6	Oklahoma State	Fayetteville
5/18	L, 3-8	Texas!	College Station, Texas
5/19	W, 5-4	Houston!	College Station, Texas
5/20	L, 1-9	Texas!	College Station, Texas
5/25	L, 5-7	Le Moyne+	Waterbury, Conn.
5/26	W, 8-2	George Washington+	Waterbury, Conn.
5/28	W, 9-2	Illinois+	Waterbury, Conn.
5/29	W, 1-0	Arizona State+	Waterbury, Conn.
5/29	W, 6-5	Le Moyne+	Waterbury, Conn.
6/2	L, 1-3	Wichita State#	Omaha, Neb.
6/4	W, 7-3	North Carolina#	Omaha, Neb.
6/6	L, 8-4	Wichita State#	Omaha, Neb.

* - SWC Game; ! - SWC Tournament; + - NCAA Midwest Regional; # - College World Series



ARKANSAS RETURNS TO OMAHA UNDER DAVE VAN HORN

Overall Record: 45-24 | **SEC Record:** 19-11

SEC Finish: First

SEC Tournament Finish: Third

College World Series Finish: Seventh

All-America Selections: None

CWS All-Tournament Selections: None

All-SEC Selections: Scott Hode, SS

All-SEC Tournament Selections: Jake Dugger, OF

2004 Roster

Head Coach: Dave Van Horn

Assistant Coaches: Matt Deggs, Dave Jorn, Tom Pagnozzi

Name	Pos.	Yr.	Hometown (Last School)
Charley Boyce	RHP	So.	Broken Arrow, Okla. (Tulsa Union)
Clint Brannon	LHP	Jr.	Bradford, Ark. (Bradford)
Scott Bridges	INF/OF	Jr.	White Hall, Ark. (White Hall)
Robby Daniel	RHP	Fr.	Poyen, Ark. (Poyen)
Devin Day	INF	Jr.	Gilbert, Ariz. (Gilbert)
Jason Deere	C/OF	So.	Conway, Ark. (Conway)
Jake Dugger	OF	Fr.	Omaha, Neb. (Millard West)
James Gilbert	LHP	Fr.	Katy, Texas (James E. Taylor)
Boyd Goodner	RHP	Sr.	Benton, Ark. (Benton)
Clay Goodwin	1B/3B	Jr.	Benton, Ark. (Benton)
Brett Hagedorn	INF	Sr.	Fort Smith, Ark. (Southside)
Caton Hall	RHP	Sr.	McCrory, Ark. (McCrory)
Danny Hamblin	3B/1B	Fr.	Rowlett, Texas (Rowlett)
Scott Hode	INF	Jr.	Crystal Lake, Ill. (Crystal Lake)
Trey Holloway	LHP	Jr.	Booneville, Ark. (Booneville)
Ryan Lennerton	LHP	So.	Langley, British Columbia (Brookwood)
Daryl Maday	RHP	Fr.	Bristol, Wis. (Westosha)
Brian McLelland	RHP	Fr.	DeQueen, Ark. (DeQueen)
Knox McCorquodale	C/1B	Fr.	Orange, Texas (Little Cypress)
Bubbs Merrill	INF	Sr.	Omaha, Neb. (Millard North)
Blake Parker	C/1B/OF	Fr.	Fayetteville, Ark. (Fayetteville)
Haas Pratt	INF	Sr.	San Diego, Calif. (Rancho Bernardo)
Stephen Robison	OF	Fr.	Tulsa, Okla. (Union)
Casey Rowlett	INF/OF	Jr.	Jones, Okla. (Jones)
Jay Sawatski	LHP	Sr.	Little Rock, Ark. (Pulaski Academy)
Joe Skinner	LHP	Fr.	Grand Rapids, Mich. (South Christian)
Josh Smith	RHP	So.	Lake Havasu City, Ariz. (Lake Havasu)
Matt Stallings	RHP	So.	Colleyville, Texas (Missouri)
Brady Toops	C	Jr.	New London, Minn. (New London)
Kern Watts	OF	Fr.	Brampton, Ontario (Brampton Centennial)
Justin White	RHP	Fr.	Fort Gibson, Okla. (Fort Gibson)



2004 Results

Date	Result	Opponent	Location
2/13	W, 2-0	Louisiana Tech	Fayetteville
2/14	W, 22-2	Louisiana Tech	Fayetteville
2/15	W, 13-2	Louisiana Tech	Fayetteville
2/20	W, 14-7	St. John's	Fayetteville
2/21	W, 6-5	St. John's	Fayetteville
2/22	W, 14-3	St. John's	Fayetteville
2/24	W, 7-1	McNeese State	Fayetteville
2/25	W, 7-2	McNeese State	Fayetteville
2/27	L, 1-3	New Mexico	College Station, Texas
2/27	L, 5-7	Texas A&M	College Station, Texas
2/28	W, 13-3	New Mexico	College Station, Texas
2/28	W, 6-4	Texas A&M	College Station, Texas
2/29	L, 7-9	Texas A&M	College Station, Texas
2/29	W, 5-2	New Mexico	College Station, Texas
3/6	L, 1-4	Texas-Pan American	Edinburg, Texas
3/7	L, 4-11	Texas-Pan American	Edinburg, Texas
3/12	W, 4-3	Illinois-Chicago	Fayetteville
3/14	L, 1-9	Illinois-Chicago	Fayetteville
3/16	W, 10-9	Centenary	Fayetteville
3/17	W, 15-3	Centenary	Fayetteville
3/19	L, 1-11	Florida*	Gainesville, Fla.
3/20	W, 8-2	Florida*	Gainesville, Fla.
3/21	L, 6-7 (10)	Florida*	Gainesville, Fla.
3/26	W, 5-3	South Carolina*	Fayetteville
3/27	W, 5-4	South Carolina*	Fayetteville
3/28	L, 2-10	South Carolina*	Fayetteville
3/30	W, 10-4	Wichita State	Fayetteville
4/2	L, 3-6	Alabama*	Fayetteville
4/3	W, 7-2	Alabama*	Fayetteville
4/4	W, 11-6	Alabama*	Fayetteville
4/6	L, 5-6 (16)	SMS	Fayetteville
4/9	W, 11-8	LSU*	Baton Rouge, La.
4/10	W, 11-10	LSU*	Baton Rouge, La.
4/11	W, 7-5	LSU*	Baton Rouge, La.
4/13	L, 4-6	Oral Roberts	Fayetteville
4/16	W, 6-3	Vanderbilt*	Nashville, Tenn.
4/17	W, 9-4	Vanderbilt*	Nashville, Tenn.
4/18	L, 8-14	Vanderbilt*	Nashville, Tenn.
4/20	W, 5-2	Oklahoma State	Fayetteville
4/23	W, 9-4	Kentucky*	Fayetteville
4/24	W, 5-4	Kentucky*	Fayetteville
4/25	W, 11-10	Kentucky*	Fayetteville
4/27	W, 8-4	Oral Roberts	Tulsa, Okla.
4/30	L, 3-9	Tennessee*	Fayetteville
5/1	W, 4-1	Tennessee*	Fayetteville
5/2	W, 5-3	Tennessee*	Fayetteville
5/7	L, 0-1	Ole Miss*	Oxford, Miss.
5/8	W, 3-1	Ole Miss*	Oxford, Miss.
5/9	L, 3-5	Ole Miss*	Oxford, Miss.
5/11	W, 13-2	Texas-Pan American	Fayetteville
5/15	L, 2-3	Mississippi State*	Starkville, Miss.
5/16	L, 4-5	Mississippi State*	Starkville, Miss.
5/16	W, 4-2	Mississippi State*	Starkville, Miss.
5/21	W, 9-7	Auburn*	Fayetteville
5/22	L, 4-7	Auburn*	Fayetteville
5/23	W, 15-3	Auburn*	Fayetteville
5/26	L, 6-8	Tennessee!	Hoover, Ala.
5/27	W, 4-3	Ole Miss!	Hoover, Ala.
5/28	W, 4-1	Tennessee!	Hoover, Ala.
5/29	L, 2-3	South Carolina!	Hoover, Ala.
6/4	W, 4-1	Le Moyne+	Fayetteville
6/5	L, 1-4	Wichita State+	Fayetteville
6/5	W, 10-7	Missouri+	Fayetteville
6/6	W, 11-9	Wichita State+	Fayetteville
6/6	W, 4-3	Wichita State+	Fayetteville
6/11	W, 7-5	Florida State\$	Fayetteville
6/12	W, 4-2	Florida State\$	Fayetteville
6/18	L, 2-13	Texas#	Omaha, Neb.
6/19	L, 2-7	Arizona#	Omaha, Neb.

* - SEC; ! - SEC Tournament; + - NCAA Fayetteville Regional;

\$ - NCAA Fayetteville Super Regional; # - College World Series



POSTSEASON PUSH LEADS ARKANSAS TO SIXTH CWS

Overall Record: 41-24 | **SEC Record:** 14-15

SEC Finish: Seventh

SEC Tournament Finish: Third

College World Series Finish: Third

All-America Selections: Zack Cox, INF/RHP (Freshman)

CWS All-Tournament Selections: None

All-SEC Selections: None

All-SEC Tournament Selections: Bo Bigham, INF; Zack Cox, INF; Ben Tschepikow, INF

2009 Roster

Head Coach: Dave Van Horn

Assistant Coaches: Todd Butler, Dave Jorn, Chris Curry

Name	Pos.	Yr.	Hometown (Last School)
Kyle Atkins	OF	Fr.	DeQueen, Ark. (DeQueen HS)
Bo Bigham	INF	Fr.	Texarkana, Ark. (Arkansas HS)
Bryan Bigham	RHP	Jr.	Allen, Texas (Navarro College)
Mike Bolsinger	RHP	Jr.	McKinney, Texas (Grayson [Texas] CC)
Tim Carver	INF	Fr.	Fayetteville, Ark. (Fayetteville HS)
Ryan Cisterna	C	Sr.	Gilbert, Ariz. (Chandler-Gilbert [Ariz.] JC)
Trevor Cousineau	LHP	Fr.	Davidson, Mich. (Davidson HS)
Zack Cox	INF/RHP	Fr.	Louisville, Ky. (Pleasure Ridge Park HS)
Andrew Darr	OF/INF	Sr.	Gilbert, Ariz. (Chandler-Gilbert [Ariz.] JC)
Geoffrey Davenport	LHP	Fr.	Ft. Worth, Texas (Paschal HS)
Brett Eibner	OF/RHP	So.	Houston, Texas (The Woodlands HS)
T.J. Forrest	RHP	Jr.	Bossier City, La. (Bossier Parish CC)
Seth Gardner	OF	Fr.	Dallas, Texas (Highland Park HS)
Zack Hall	LHP	Fr.	Springdale, Ark. (Har-Ber HS)
Tom Hauskey	C	Jr.	Springdale, Ark. (Springdale HS)
Jeremy Heatley	RHP	Jr.	Breckenridge, Texas (North Lake College)
Jacob House	OF/INF	So.	Mansfield, Texas (Timberview HS)
Dallas Keuchel	LHP	Jr.	Tulsa, Okla. (Bishop Kelley HS)
Christian Kowalchuk	LHP	Jr.	Saskatoon, Saskatchewan (Seward CC)
Collin Kuhn	OF/INF	Fr.	Beaver Dam, Wis. (Beaver Dam HS)
Chase Leavitt	OF	Sr.	St. George, Utah (Dixie College/CCSN)
Scott Limbocker	LHP	So.	Overland Park, Kan. (Blue Valley North HS)
Scott Lyons	INF	Sr.	Covina, Calif. (Mt. San Antonio [Calif.] JC)
James Mahler	RHP	So.	Sandy, Utah (Jordan HS)
James McCann	C	Fr.	Santa Barbara, Calif. (Dos Pueblos HS)
Jarrold McKinney	OF	Fr.	Hughes Springs, Texas (Hughes Springs HS)
Sam Murphy	RHP	So.	Omaha, Neb. (Westside HS)
Jonathan Perlman	INF	Fr.	Dallas, Texas (Highland Park HS)
Stephen Richards	LHP	Jr.	Plano, Texas (Plano East HS)
Zac Russell	C	Fr.	Bulverde, Texas (Smithson Valley HS)
Travis Sample	OF	So.	Dallas, Texas (Howard JC)
Drew Smyly	LHP	Fr.	Little Rock, Ark. (Central HS)
Ben Tschepikow	INF	Sr.	Fayetteville, Ark. (Fayetteville HS)
Kendall Wehrle	INF/RHP	Fr.	Papillion, Neb. (Papillion-La Vista South HS)
Justin Wells	RHP	Sr.	Bryant, Ark. (Texarkana College)
Andy Wilkins	INF	So.	Broken Arrow, Okla. (Broken Arrow HS)




2009 Results

Date	Result	Opponent	Location
2/20	W, 4-2	Washington State	Fayetteville
2/21	W, 7-5	Washington State	Fayetteville
2/22	W, 4-3	Washington State	Fayetteville
2/24	L, 3-9	Kansas	Fayetteville
2/25	W, 9-8	Kansas	Fayetteville
2/27	W, 8-7	Western Illinois	Fayetteville
3/3	W, 7-3	Valparaiso	Fayetteville
3/4	W, 9-6	Valparaiso	Fayetteville
3/6	W, 5-4	California	Fayetteville
3/7	L, 6-12	California	Fayetteville
3/8	W, 13-3	California	Fayetteville
3/10	L, 3-8	Centenary	Shreveport, La.
3/13	W, 11-4	Florida*	Fayetteville
3/14	W, 8-4	Florida*	Fayetteville
3/15	W, 4-2	Florida*	Fayetteville
3/17	W, 7-3	Nebraska	Fayetteville
3/18	L, 4-7	Nebraska	Fayetteville
3/20	W, 3-2	Auburn*	Auburn, Ala.
3/21	W, 10-6	Auburn*	Auburn, Ala.
3/22	W, 12-6	Auburn*	Auburn, Ala.
3/25	W, 10-0	Missouri State	Fayetteville
3/27	W, 20-9	Mississippi State*	Fayetteville
3/27	W, 5-1	Mississippi State*	Fayetteville
3/29	L, 4-12	Mississippi State*	Fayetteville
3/31	W, 2-0	Missouri State	Springfield, Mo.
4/3	W, 6-4	South Carolina*	Columbia, S.C.
4/4	L, 1-9	South Carolina*	Columbia, S.C.
4/5	W, 7-4	South Carolina*	Columbia, S.C.
4/7	W, 7-3	Arizona State	Fayetteville
4/8	W, 8-7	Arizona State	Fayetteville
4/10	L, 0-9	Vanderbilt*	Fayetteville
4/11	L, 6-13	Vanderbilt*	Fayetteville
4/14	L, 2-3	Louisiana-Monroe	Fayetteville
4/15	W, 10-9	Louisiana-Monroe	Fayetteville
4/17	L, 3-4	Georgia*	Athens, Ga.
4/18	L, 3-4	Georgia*	Athens, Ga.
4/19	W, 2-0	Georgia*	Athens, Ga.
4/21	W, 9-6	Oral Roberts	Tulsa, Okla.
4/24	W, 9-3	Tennessee*	Knoxville, Tenn.
4/25	L, 4-5	Tennessee*	Knoxville, Tenn.
4/26	W, 15-8	Tennessee*	Knoxville, Tenn.
4/28	W, 8-7	Oklahoma	Fayetteville
5/2	W, 11-4	LSU*	Fayetteville
5/2	L, 0-5	LSU*	Fayetteville
5/3	L, 3-4	LSU*	Fayetteville
5/8	L, 1-2	Alabama*	Tuscaloosa, Ala.
5/9	L, 6-8	Alabama*	Tuscaloosa, Ala.
5/10	L, 5-6	Alabama*	Tuscaloosa, Ala.
5/12	W, 3-2	Oral Roberts	Fayetteville
5/14	L, 5-7	Ole Miss*	Fayetteville
5/15	L, 3-9	Ole Miss*	Fayetteville
5/16	L, 3-16	Ole Miss*	Fayetteville
5/20	W, 8-5	Florida!	Hoover, Ala.
5/21	L, 1-2	Georgia!	Hoover, Ala.
5/22	W, 10-7	Florida!	Hoover, Ala.
5/23	L, 1-11	Vanderbilt!	Hoover, Ala.
5/29	W, 10-3	Washington State+	Norman, Okla.
5/30	W, 17-6	Oklahoma+	Norman, Okla.
5/31	W, 11-0	Oklahoma+	Norman, Okla.
6/5	W, 7-2	Florida State\$	Tallahassee, Fla.
6/6	W, 9-8	Florida State\$	Tallahassee, Fla.
6/13	W, 10-6	Cal State Fullerton#	Omaha, Neb.
6/15	L, 1-9	LSU#	Omaha, Neb.
6/17	W, 4-3	Virginia#	Omaha, Neb.
6/19	L, 5-14	LSU#	Omaha, Neb.

* - SEC; ! - SEC Tournament; + - NCAA Norman Regional

\$ - NCAA Tallahassee Super Regional; # - College World Series



STRONG PITCHING, TIMELY HITTING LEAD TO SEVENTH CWS

Overall Record: 46-22 | **SEC Record:** 16-14

SEC Finish: Tied Fifth

SEC Tournament Finish: Tied Ninth

College World Series Finish: Tied Third

All-America Selections: Matt Reynolds, 3B

CWS All-Tournament Selections: None

All-SEC Selections: Bo Bigham, 2B; Dominic Ficociello, 1B; Matt Reynolds, 3B

All-SEC Tournament Selections: None

2012 Roster

Head Coach: Dave Van Horn

Assistant Coaches: Todd Butler, Dave Jorn, Brian Walker, Matt Willard

Name	Pos.	Yr.	Hometown (Last School)
Brian Anderson	INF	Fr.	Edmond, Okla. (Deer Creek HS)
Barrett Astin	RHP	So.	Forrest City, Ark. (Forrest City HS)
Sam Bates	OF	Sr.	Cabot, Ark. (Crowder JC)
DJ Baxendale	RHP	Jr.	Jacksonville, Ark. (Sylvan Hills HS)
Bo Bigham	INF	Sr.	Texarkana, Ark. (Arkansas HS)
Derrick Bleeker	OF/RHP	Jr.	Longmont, Colo. (Howard JC)
Jimmy Bosco	OF	So.	Granite Bay, Calif. (California)
Tim Carver	INF	Sr.	Fayetteville, Ark. (Fayetteville HS)
Conor Costello	OF/RHP	Fr.	Edmond, Okla. (Santa Fe HS)
Trent Daniel	LHP	Jr.	Bryant, Ark. (Arkansas-Fort Smith)
Randall Fant	LHP	Jr.	Texarkana, Texas (Texas HS)
Dominic Ficociello	INF	So.	Fullerton, Calif. (Fullerton Union HS)
Michael Gunn	OF/LHP	Fr.	Wilson, Ark. (Christian Brothers HS)
Jeff Harvill	LHP	So.	Keithville, La. (Evangel Christian Academy)
Cade Lynch	LHP	Jr.	Jonesboro, Ark. (Panola JC)
Jacob Mahan	INF	Jr.	Camarillo, Calif. (Oxnard College)
David Masters	INF	Fr.	Lake St. Louis, Mo. (Timberland HS)
Greg Milhorn	RHP	Fr.	Texarkana, Ark. (Arkansas HS)
Brandon Moore	RHP	So.	Van Buren, Ark. (Van Buren HS)
Jacob Morris	OF/RHP	So.	Coppell, Texas (Coppell HS)
Chris Oliver	RHP	Fr.	Farmington, Ark. (Shiloh Christian HS)
Jean Ramirez	C	Fr.	Ft. Worth, Texas (Boswell HS)
John Clay Reeves	C	Fr.	Monroe, La. (Neville HS)
Mark Reyes	LHP	Fr.	Hot Springs Village, Ark. (Jessieville HS)
Matt Reynolds	INF	Jr.	Tulsa, Okla. (Bishop Kelley HS)
Nolan Sanburn	RHP	So.	Kokomo, Ind. (Kokomo HS)
Joe Serrano	INF	Fr.	Tucson, Ariz. (Salpointe Catholic HS)
Landon Simpson	RHP	Fr.	Magnolia, Ark. (Magnolia HS)
Tyler Spoon	INF/OF	Fr.	Van Buren, Ark. (Van Buren HS)
Ryne Stanek	RHP	So.	Overland Park, Kan. (Blue Valley HS)
Colby Suggs	RHP	So.	Sulphur Springs, Texas (Sulphur Springs HS)
Matt Vinson	OF	Jr.	Alma, Ark. (Alma HS)
Jake Wise	C	So.	Houston, Texas (Cypress Falls HS)
Tyler Wright	LHP	Jr.	Houston, Texas (San Jacinto CC)



2012 Results

Date	Result	Opponent	Location
2/17	W, 11-5	Villanova	Fayetteville
2/18	W, 13-1	Villanova	Fayetteville
2/19	W, 17-1	Villanova	Fayetteville
2/21	W, 8-7	Northwestern State	Fayetteville
2/22	W, 6-2	Northwestern State	Fayetteville
2/24	W, 7-3	Valparaiso	Fayetteville
2/25	W, 4-3	Valparaiso	Fayetteville
2/26	L, 9-10 (10)	Valparaiso	Fayetteville
2/28	W, 5-0	BYU	Fayetteville
2/29	W, 8-1	BYU	Fayetteville
3/2	W, 3-1	Texas Tech	Houston, Texas
3/3	L, 1-4	Houston	Houston, Texas
3/4	W, 7-3	Texas	Houston, Texas
3/9	W, 4-0	Binghamton	Fayetteville
3/10	W, 5-3	Binghamton	Fayetteville
3/10	W, 6-0	Binghamton	Fayetteville
3/13	W, 1-0	Gonzaga	Fayetteville
3/14	W, 5-3	Gonzaga	Fayetteville
3/16	W, 4-3 (12)	Alabama*	Fayetteville
3/17	W, 8-4	Alabama*	Fayetteville
3/18	W, 7-4	Alabama*	Fayetteville
3/21	W, 10-2	Nevada	Fayetteville
3/23	L, 2-11	Mississippi State*	Starkville, Miss.
3/24	W, 8-0	Mississippi State*	Starkville, Miss.
3/25	W, 8-5 (11)	Mississippi State*	Starkville, Miss.
3/30	L, 6-10	LSU*	Baton Rouge, La.
3/31	L, 1-2	LSU*	Baton Rouge, La.
4/1	L, 2-3 (11)	LSU*	Baton Rouge, La.
4/6	L, 2-4	Georgia*	Fayetteville
4/7	W, 8-3	Georgia*	Fayetteville
4/8	W, 8-0	Georgia*	Fayetteville
4/10	L, 0-4	Oklahoma	Norman, Okla.
4/13	W, 8-7	Kentucky*	Fayetteville
4/14	L, 4-5	Kentucky*	Fayetteville
4/14	L, 1-2	Kentucky*	Fayetteville
4/17	W, 8-3	Stephen F. Austin	Fayetteville
4/17	W, 4-3	Stephen F. Austin	Fayetteville
4/20	L, 2-8	Ole Miss*	Oxford, Miss.
4/21	L, 0-1	Ole Miss*	Oxford, Miss.
4/22	W, 11-3	Ole Miss*	Oxford, Miss.
4/24	W, 6-1	Oral Roberts	Fayetteville
4/27	L, 2-3	Florida*	Gainesville, Fla.
4/28	W, 5-1	Florida*	Gainesville, Fla.
4/29	W, 3-1 (10)	Florida*	Gainesville, Fla.
5/1	W, 6-3	Missouri	Fayetteville
5/2	W, 2-0	Missouri	Fayetteville
5/4	L, 6-8 (10)	South Carolina*	Fayetteville
5/5	W, 7-6	South Carolina*	Fayetteville
5/6	L, 7-10	South Carolina*	Fayetteville
5/10	L, 2-3 (10)	Auburn*	Fayetteville
5/11	W, 5-4	Auburn*	Fayetteville
5/12	L, 5-12	Auburn*	Fayetteville
5/15	W, 6-5 (10)	Louisiana Tech	N. Little Rock, Ark.
5/17	W, 8-0	Tennessee*	Knoxville, Tenn.
5/18	W, 10-3	Tennessee*	Knoxville, Tenn.
5/19	W, 8-2	Tennessee*	Knoxville, Tenn.
5/22	L, 1-9	Mississippi State!	Hoover, Ala.
5/23	L, 0-2	Ole Miss!	Hoover, Ala.
6/1	W, 5-4	Sam Houston State+	Houston, Texas
6/2	W, 1-0	Rice+	Houston, Texas
6/3	W, 5-1	Sam Houston State+	Houston, Texas
6/9	L, 1-8	Baylor\$	Waco, Texas
6/10	W, 5-4	Baylor\$	Waco, Texas
6/11	W, 1-0 (10)	Baylor\$	Waco, Texas
6/16	W, 8-1	Kent State#	Omaha, Neb.
6/18	W, 2-1	South Carolina#	Omaha, Neb.
6/21	L, 0-2	South Carolina#	Omaha, Neb.
6/22	L, 2-3	South Carolina#	Omaha, Neb.

* - SEC; ! - SEC Tournament; + - NCAA Houston Regional;

\$ - NCAA Waco Super Regional; # - College World Series



BIG SECOND HALF LEADS TO EIGHTH CWS APPEARANCE

Overall Record: 40-25 | **SEC Record:** 17-12

SEC Finish: Third/Western Division

SEC Tournament Finish: Fifth

College World Series Finish: Seventh

All-America Selections: Andrew Benintendi, OF; Keaton McKinney, RHP (Freshman)

CWS All-Tournament Selections: None

SEC Player of the Year: Andrew Benintendi, OF

All-SEC Selections: Andrew Benintendi, OF; Zach Jackson, RHP;

Keaton McKinney, RHP (Freshman); Bobby Wernes, 3B (Defense)

All-SEC Tournament Selections: None

2015 Roster

Head Coach: Dave Van Horn

Assistant Coaches: Tony Vitello, Dave Jorn, Christian Kowalchuck, Tim Carver, Jake Wise

Name	Pos.	Yr.	Hometown (Last School)
Josh Alberius	RHP	So.	Little Rock, Ark. (Little Rock Christian Academy)
Andrew Benintendi	OF	So.	Cincinnati, Ohio (Madeira HS)
Jack Benninghoff	OF	Fr.	Overland Park, Kan. (Rockhurst HS)
Michael Bernal	INF	Jr.	El Paso, Texas (New Mexico JC)
Luke Bonfield	OF	Fr.	Skillman, N.J. (IMG Academy)
Matt Campbell	INF	Jr.	Chesapeake, Va. (McLennan CC)
Cannon Chadwick	RHP	So.	Paris, Texas (Paris JC)
Clark Eagan	OF/INF	So.	Appleton, Wis. (Appleton North HS)
Ryan Fant	LHP	Fr.	Texarkana, Texas (Texas HS)
Cullen Gassaway	INF	Jr.	Bedford, Texas (Blinn JC)
Alex Gosser	C	So.	North Little Rock, Ark. (North Little Rock HS)
Max Hogan	INF	Jr.	Belton, Texas (McLennan CC)
Zach Jackson	RHP	So.	Berryhill, Okla. (Berryhill HS)
Trey Killian	RHP	Jr.	Mountain Home, Ark. (Mountain Home HS)
Jackson Lowery	RHP	Sr.	Little Rock, Ark. (Meridian CC)
Brett McAfee	INF	Jr.	Longview, Texas (Panola JC)
Keaton McKinney	RHP/1B	Fr.	Ankeny, Iowa (Centennial HS)
Rick Nomura	INF	Jr.	Waipahu, Hawaii (Alvin CC)
Kyle Pate	LHP	Fr.	Fayetteville, Ark. (Fayetteville HS)
Jonah Patten	RHP	Fr.	Indianapolis, Ind. (Norwell HS)
Tucker Pennell	C	Jr.	Georgetown, Texas (Temple JC)
Lance Phillips	RHP	Sr.	Nacogdoches, Texas (Bossier Parish CC)
Parker Sanburn	RHP	Fr.	Kokomo, Ind. (Kokomo HS)
Joe Serrano	OF	Sr.	Tucson, Ariz. (Salpointe Catholic HS)
Carson Shaddy	C/OF	Fr.	Fayetteville, Ark. (Fayetteville HS)
Kevin Silky	INF	Fr.	Dublin, Calif. (Dublin HS)
Darien Simms	OF	Fr.	Spring, Texas (Northland Christian HS)
Chad Spanberger	C/1B	Fr.	Granite City, Ill. (Granite City HS)
Tyler Spoon	OF/INF	Jr.	Van Buren, Ark. (Van Buren HS)
Jacob Stone	RHP	Sr.	Fort Worth, Texas (Weatherford JC)
Dominic Taccolini	RHP	So.	Sugar Land, Texas (Kempner HS)
James Teague	RHP	So.	Bartlesville, Okla. (Bartlesville HS)
Bobby Wernes	INF	Jr.	Overland Park, Kan. (Neosho CC)
Blake Wiggins	INF/C	Fr.	Little Rock, Ark. (Pulaski Academy)
Krisjon Wilkerson	OF	Sr.	Bay St. Louis, Miss. (Pearl River CC)

2015 Results

Date	Result	Opponent	Location
2/13	W, 11-4	North Dakota	Fayetteville
2/14	W, 13-2	North Dakota	Fayetteville
2/14	W, 12-1	North Dakota	Fayetteville
2/20	L, 9-5	UCF	Mobile, Ala.
2/21	W, 7-0	South Alabama	Mobile, Ala.
2/22	L, 13-6	Maryland	Mobile, Ala.
3/2	W, 4-1	Eastern Illinois	Fayetteville
3/2	W, 8-1	Eastern Illinois	Fayetteville
3/3	W, 7-0	Eastern Illinois	Fayetteville
3/6	W, 2-1	Loyola Marymount	Fayetteville
3/7	W, 13-7	Loyola Marymount	Fayetteville
3/8	L, 9-0	Loyola Marymount	Fayetteville
3/10	L, 6-2	Gonzaga	Fayetteville
3/11	L, 15-5	Gonzaga	Fayetteville
3/14	L, 8-7 (12)	Vanderbilt*	Nashville, Tenn.
3/14	L, 9-1	Vanderbilt*	Nashville, Tenn.
3/15	L, 1-0	Vanderbilt*	Nashville, Tenn.
3/17	W, 4-3	Southeast Missouri St.	Fayetteville
3/18	L, 12-11	Southeast Missouri St.	Fayetteville
3/19	W, 5-1	LSU*	Fayetteville
3/20	L, 16-3	LSU*	Fayetteville
3/21	L, 7-4	LSU*	Fayetteville
3/24	L, 5-4	Memphis	N. Little Rock, Ark.
3/25	W, 7-3	Memphis	Memphis, Tenn.
3/26	W, 10-3	Ole Miss*	Fayetteville
3/27	L, 5-4	Ole Miss*	Fayetteville
3/28	W, 5-2	Ole Miss*	Fayetteville
3/31	L, 2-0	Missouri State	Fayetteville
4/3	W, 10-7	Auburn*	Auburn, Ala.
4/4	L, 3-2	Auburn*	Auburn, Ala.
4/5	W, 6-4	Auburn*	Auburn, Ala.
4/7	W, 8-1	Miss. Valley State	Fayetteville
4/8	W, 14-0	Miss. Valley State	Fayetteville
4/10	W, 5-3	Kentucky*	Fayetteville
4/11	L, 16-4	Kentucky*	Fayetteville
4/12	W, 7-3	Kentucky*	Fayetteville
4/14	W, 8-2	Stephen F. Austin	Fayetteville
4/15	W, 15-3	Stephen F. Austin	Fayetteville
4/18	L, 16-3	Texas A&M*	College Station, Texas
4/18	W, 9-8	Texas A&M*	College Station, Texas
4/19	W, 8-2	Texas A&M*	College Station, Texas
4/24	W, 7-6	Mississippi State*	Fayetteville
4/25	W, 6-1	Mississippi State*	Fayetteville
4/26	L, 2-1	Mississippi State*	Fayetteville
4/30	W, 5-1	Alabama*	Tuscaloosa, Ala.
5/1	W, 8-4	Alabama*	Tuscaloosa, Ala.
5/2	W, 4-0	Alabama*	Tuscaloosa, Ala.
5/8	L, 5-4	Tennessee*	Fayetteville
5/10	W, 5-2	Tennessee*	Fayetteville
5/12	W, 6-2	Creighton	Omaha, Neb.
5/14	L, 10-1	Georgia*	Athens, Ga.
5/15	W, 9-0	Georgia*	Athens, Ga.
5/16	W, 8-1	Georgia*	Athens, Ga.
5/19	W, 2-1	Tennessee!	Hoover, Ala.
5/20	W, 7-6	Florida!	Hoover, Ala.
5/21	L, 10-5	LSU!	Hoover, Ala.
5/22	L, 10-0	Florida!	Hoover, Ala.
5/29	W, 8-6	Oral Roberts+	Stillwater, Okla.
5/30	W, 7-5	Oklahoma St.+	Stillwater, Okla.
5/31	W, 4-3	St. John's+	Stillwater, Okla.
6/5	W, 18-4	Missouri State\$	Fayetteville
6/6	L, 3-1	Missouri State\$	Fayetteville
6/7	W, 3-2	Missouri State\$	Fayetteville
6/13	L, 5-3	Virginia#	Omaha, Neb.
6/15	L, 4-3	Miami#	Omaha, Neb.

* - SEC; ! - SEC Tournament; + - NCAA Stillwater Regional;

\$ - NCAA Fayetteville Super Regional; # - College World Series

NCAA Tournament (71-61, .538)

Regional Record:	51-39 (.567)
Super Regional Record:	9-6 (.600)
CWS Record:	11-16 (.407)

2015 Stillwater Regional (3-0)

Allie P. Reynolds Stadium • Stillwater, Okla.		
Oral Roberts	W	8-6
Oklahoma State	W	7-5
St. John's	W	4-3

2015 Fayetteville Super Regional (2-1)

Baum Stadium • Fayetteville, Ark.		
Missouri State	W	18-4
Missouri State	L	1-3
Missouri State	W	3-2

2015 College World Series (0-2)

TD Ameritrade Park • Omaha, Neb.		
Virginia	L	3-5
Miami (Fla.)	L	3-4

2014 Charlottesville Regional (2-2)

Davenport Field • Charlottesville, Va.		
Liberty	W	3-2
Virginia	L	0-3
Bucknell	W	10-0
Virginia	L	2-9

2013 Manhattan Regional (2-2)

Tointon Stadium • Manhattan, Kan.		
Bryant	L	1-4
Wichita State	W	3-1
Bryant	W	12-3
Kansas State	L	3-4

2012 Houston Regional (3-0)

Reckling Park • Houston, Texas		
Sam Houston State	W	5-4
Rice	W	1-0
Sam Houston State	W	5-1

2012 Waco Super Regional (2-1)

Baylor Ballpark • Waco, Texas		
Baylor	L	1-8
Baylor	W	5-4
Baylor	W	1-0 (10)

2012 College World Series (2-2)

T.D. Ameritrade Park • Omaha, Neb.		
Kent State	W	8-1
South Carolina	W	2-1
South Carolina	L	0-2
South Carolina	L	2-3

2011 Tempe Regional (2-2)

Packard Stadium • Tempe, Ariz.		
Charlotte	L	2-3
New Mexico	W	3-0
Charlotte	W	11-3
Arizona State	L	4-13

2010 Fayetteville Regional (3-1)

Baum Stadium • Fayetteville, Ark.		
Grambling State	W	19-7
Washington State	W	6-4
Washington State	L	7-10
Washington State	W	7-2

2010 Tempe Super Regional (0-2)

Packard Stadium • Tempe, Ariz.		
Arizona State	L	6-7 (12)
Arizona State	L	5-7 (12)

2009 Norman Regional (3-0)

Mitchell Park • Norman, Okla.		
Washington State	W	10-3
Oklahoma	W	17-6
Oklahoma	W	11-0

2009 Tallahassee Super Regional (2-0)

Howser Stadium • Tallahassee, Fla.		
Florida State	W	7-2
Florida State	W	9-8

2009 College World Series (2-2)

Rosenblatt Stadium • Omaha, Neb.		
Cal State Fullerton	W	10-6
LSU	L	1-9
Virginia	W	4-3 (12)
LSU	L	5-14

2008 Stanford Regional (0-2)

Klein Field • Palo Alto, Calif.		
Pepperdine	L	3-4
Stanford	L	1-5

2007 Fayetteville Regional (2-2)

Baum Stadium • Fayetteville, Ark.		
Albany	W	9-0
Oklahoma State	L	3-14
Creighton	W	6-0
Oklahoma State	L	6-7

2006 Fayetteville Regional (1-2)

Baum Stadium • Fayetteville, Ark.		
Oral Roberts	L	3-4 (11)
Princeton	W	6-2
Oklahoma State	L	5-6

2005 Austin Regional (2-2)

Disch-Falk Field • Austin, Texas		
Miami (Ohio)	W	9-5
Texas	W	9-2
Texas	L	8-19
Texas	L	2-5

2004 Fayetteville Regional (4-1)

Baum Stadium • Fayetteville, Ark.		
Le Moyne	W	4-1
Wichita State	L	3-4
Missouri	W	10-7
Wichita State	W	11-9
Wichita State	W	4-3

2004 Fayetteville Super Regional (2-0)

Baum Stadium • Fayetteville, Ark.		
Florida State	W	7-5
Florida State	W	4-2

2004 College World Series (0-2)

Rosenblatt Stadium • Omaha, Neb.		
Texas	L	2-13
Arizona	L	2-7

2003 Austin Regional (1-2)

Disch-Falk Field • Austin, Texas		
Lamar	L	2-3
Bucknell	W	10-7
Lamar	L	6-7

2002 Wichita Regional (3-0)

Eck Stadium • Wichita, Kan.		
Oklahoma	W	8-5
Oral Roberts	W	7-6
Oral Roberts	W	11-6

2002 Clemson Super Regional (1-2)

Kingsmore Stadium • Clemson, S.C.		
Clemson	W	9-6
Clemson	L	7-8
Clemson	L	4-7

1999 Fayetteville Regional (1-2)

Baum Stadium • Fayetteville, Ark.		
Delaware	W	10-6
SMS	L	8-9 (10)
Clemson	L	4-12

1998 Midwest Regional (1-2)

Eck Stadium • Wichita, Kan.		
Arizona State	L	4-8
Wichita State	W	3-2 (11)
Georgia Tech	L	0-2

1996 Central II Regional (0-2)

Dan Law Field • Lubbock, Texas		
Oklahoma State	L	5-6
Southern California	L	5-15

1995 Midwest I Regional (0-2)

Eck Stadium • Wichita, Kan.		
Stanford	L	3-10
Texas Tech	L	10-14

1990 Midwest Regional (0-2)

Eck Stadium • Wichita, Kan.		
Fordham	L	5-8
Wichita State	L	6-7

1989 Northeast Regional (4-1)

Municipal Stadium • Waterbury, Conn.		
Le Moyne	L	5-7
George Washington	W	8-2
Illinois	W	9-2
Arizona State	W	1-0
Le Moyne	W	6-5

1989 College World Series (1-2)

Rosenblatt Stadium • Omaha, Neb.		
Wichita State	L	1-3
North Carolina	W	7-3
Wichita State	L	4-8

1988 Midwest Regional (0-2)

Allie P. Reynolds Stadium • Stillwater, Okla.		
Loyola-Marymount	L	3-8
Oklahoma State	L	7-13

1987 NCAA South I Regional (4-0)

Joe W. Davies Stadium • Huntsville, Ala.		
Middle Tenn. State	W	10-7
West Virginia	W	7-2
Clemson	W	6-5 (10)
Clemson	W	4-2

1987 College World Series (1-2)

Rosenblatt Stadium • Omaha, Neb.		
Texas	L	6-13
Georgia	W	5-4
LSU	L	2-5

1986 NCAA Midwest Regional (1-2)

Allie P. Reynolds Stadium • Stillwater, Okla.		
Oregon State	W	4-3
Stanford	L	0-2
Oregon State	L	0-1

1985 South II Regional (4-0)

Seminole Stadium • Tallahassee, Fla.		
Eastern Kentucky	W	20-13
George Mason	W	13-9
Florida State	W	7-6
Georgia Tech	W	7-5

1985 College World Series (2-2)

Rosenblatt Stadium • Omaha, Neb.		
South Carolina	W	1-0
Mississippi State	L	4-5
Stanford	W	10-4
Texas	L	7-8

1983 Midwest Regional (0-2)

Allie P. Reynolds Stadium • Stillwater, Okla.		
Oral Roberts	L	6-7
Wichita State	L	3-6

1980 Midwest Regional (1-2)

J.L. Johnson Stadium • Tulsa, Okla.		
Oral Roberts	W	3-2
Missouri	L	0-6
California	L	1-7

1979 East Regional (4-0)

Seminole Stadium • Tallahassee, Fla.		
George Washington	W	12-11
Florida	W	9-1
Delaware	W	8-6
Delaware	W	4-3

1979 College World Series (3-2)

Rosenblatt Stadium • Omaha, Neb.		
Pepperdine	W	5-4
Arizona	W	10-3
Texas	W	9-4
Cal State Fullerton	L	10-13
Cal State Fullerton	L	1-2

1973 NCAA District VI (0-2)

Arlington Stadium • Arlington, Texas		
Trinity	L	0-6
Texas-Pan American	L	2-4



The Razorbacks celebrate during the 2015 Fayetteville Super Regional after clinching the program's sixth College World Series berth after a 3-2 win over Missouri State at Baum Stadium.

Conference Tournament History

SEC Tournament (28-37)

2015 SEC Tournament (2-2)

Hoover Metropolitan Stadium • Hoover, Ala.		
Tennessee	W	2-1
Florida	W	7-6
LSU	L	5-10
Florida	L	0-10

2014 SEC Tournament (3-2)

Hoover Metropolitan Stadium • Hoover, Ala.		
Texas A&M	W	4-0
Ole Miss	W	2-1
LSU	L	2-7
Ole Miss	W	8-7
LSU	L	1-11

2013 SEC Tournament (2-1)

Hoover Metropolitan Stadium • Hoover, Ala.		
Ole Miss	W	2-1 (10)
LSU	W	4-1
LSU	L	1-3

2012 SEC Tournament (0-2)

Regions Park • Hoover, Ala.		
Mississippi State	L	1-9
Ole Miss	L	0-2

2011 SEC Tournament (2-2)

Regions Park • Hoover, Ala.		
Alabama	L	4-7
Mississippi State	W	7-2
Alabama	W	4-1
Vanderbilt	L	2-3

2010 SEC Tournament (0-2)

Regions Park • Hoover, Ala.		
Vanderbilt	L	0-2
Florida	L	4-5

2009 SEC Tournament (2-2)

Regions Park • Hoover, Ala.		
Florida	W	8-5
Georgia	L	1-2
Florida	W	10-7
Vanderbilt	L	1-11

2007 SEC Tournament (3-1)

Regions Park • Hoover, Ala.		
Alabama	W	6-0
South Carolina	W	6-0
South Carolina	W	3-2
Vanderbilt	L	4-7

2006 SEC Tournament (0-2)

Hoover Metropolitan Stadium • Hoover, Ala.		
Ole Miss	L	4-9
Alabama	L	3-4

2005 SEC Tournament (0-2)

Hoover Metropolitan Stadium • Hoover, Ala.		
Florida	L	8-9
Alabama	L	4-5

2004 SEC Tournament (2-2)

Hoover Metropolitan Stadium • Hoover, Ala.		
Tennessee	L	6-8
Ole Miss	W	4-3
Tennessee	W	4-1
South Carolina	L	2-3

2003 SEC Tournament (0-2)

Hoover Metropolitan Stadium • Hoover, Ala.		
LSU	L	4-5
Ole Miss	L	7-8

2002 SEC Tournament (1-2)

Hoover Metropolitan Stadium • Hoover, Ala.		
South Carolina	L	1-10
Auburn	W	8-5
South Carolina	L	2-6

1999 SEC Tournament (4-2)

Hoover Metropolitan Stadium • Hoover, Ala.		
Kentucky	W	6-4
Auburn	L	2-3 (11)
LSU	W	9-8
Auburn	W	9-5
Auburn	W	9-6
Alabama	L	3-9

1998 SEC Tournament (3-1)

Hoover Metropolitan Stadium • Hoover, Ala.		
LSU	W	8-4
Mississippi State	W	10-3
Mississippi State	W	7-3
Auburn	L	5-7

1997 SEC Tournament (0-1)

Golden Park • Columbus, Ga.		
Auburn	L	3-7

1996 SEC Tournament (0-1)

Hoover Metropolitan Stadium • Hoover, Ala.		
Kentucky	L	5-7

1995 SEC W. Div. Tournament (2-2)

Dudy Noble Field • Starkville, Miss.		
Ole Miss	W	5-2
Alabama	W	5-2
Alabama	L	7-8
LSU	L	6-7

1994 SEC W. Div. Tournament (0-2)

Swayze Field • Oxford, Miss.		
Auburn	L	1-3 (17)
LSU	L	2-5

1993 SEC W. Div. Tournament (1-2)

Alex Box Stadium • Baton Rouge, La.		
Mississippi State	W	5-2
Auburn	L	1-3
LSU	L	7-13

1992 SEC Tournament (1-2)

Superdome • New Orleans, La.		
South Carolina	W	8-6
LSU	L	1-8
South Carolina	L	5-9

SWC Tournament (18-25)

1990 SWC Tournament (1-2)

Disch-Falk Field • Austin, Texas		
Rice	W	7-5
Texas	L	4-11
Houston	L	1-7

1989 SWC Tournament (1-2)

Olsen Field • College Station, Texas		
Texas	L	3-8
Houston	W	5-4
Texas	L	1-9

1988 SWC Tournament (0-2)

George Cole Field • Fayetteville, Ark.		
Texas A&M	L	3-4
Texas	L	1-7

1987 SWC Tournament (2-2)

Disch-Falk Field • Austin, Texas		
Texas A&M	W	4-3
Texas	L	3-10
Houston	W	14-9
Texas	L	2-3

1986 SWC Tournament (0-1)

Olsen Field • College Station, Texas		
Texas A&M	L	0-4

1985 SWC Tournament (3-0)

George Cole Field • Fayetteville, Ark.		
Baylor	W	6-4
Texas	W	9-5
Texas	W	10-6

1984 SWC Tournament (0-2)

Disch-Falk Field • Austin, Texas		
Texas	L	1-8
Rice	L	1-8

1983 SWC Tournament (3-2)

Disch-Falk Field • Austin, Texas		
Houston	W	4-3
Texas	L	2-9
Houston	W	9-7
Texas	W	5-4
Texas	L	0-14

1982 SWC Tournament (1-2)

Olsen Field • College Station, Texas		
Houston	W	9-6
Texas	L	0-8
Houston	L	8-9

1981 SWC Tournament (2-2)

Disch-Falk Field • Austin, Texas		
Houston	L	2-7
Rice	W	5-4
Houston	W	9-3
Texas	L	1-11

1980 SWC Tournament (3-2)

Olsen Field • College Station, Texas		
Texas A&M	W	19-10
Texas	L	4-6
Texas Tech	W	6-5
Texas	W	8-7
Texas	L	4-9

1979 SWC Tournament (2-2)


Disch-Falk Field • Austin, Texas		
Baylor	W	6-1
Texas	L	2-6
Texas A&M	W	6-2
Texas	L	6-12

1978 SWC Tournament (0-2)

Disch-Falk Field • Austin, Texas		
Baylor	L	0-1
Texas A&M	L	0-5


1977 SWC Tournament (0-2)

Disch-Falk Field • Austin, Texas		
Texas A&M	L	2-5
Texas	L	1-8



Jess Todd struck out a school-record 17 batters, including the first nine hitters he faced, in Arkansas' 6-0 win over South Carolina in the 2007 SEC Tournament.


All-Americans (22)




Tim Lollar
P/DH - 1978




Ronn Reynolds
C - 1979




Steve Krueger
LHP - 1980




Kevin McReynolds
OF - 1980, 81



Jeff King
3B - 1985, 86



Mike Loggins
OF - 1985




Ralph Kraus
OF - 1986




Andy Skeels
C - 1987




Troy Eklund
OF - 1989



Greg D'Alexander
3B - 1990



Phillip Stidham
RHP - 1990, 91




Kenderick Moore
2B - 1996



Ryan Lundquist
OF - 1997



Charlie Isaacson
RHP - 1999



David Walling
RHP - 1998, 99



Jess Todd
RHP - 2007



Nick Schmidt
LHP - 2006, 07



Zack Cox
INF - 2010



Brett Eibner
OF/RHP - 2010



Matt Reynolds
INF - 2012




Ryne Stanek
RHP - 2013




Andrew Benintendi
OF - 2015


Freshman All-Americans (18)




Jeff King
3B - 1984



Phillip Stidham
RHP - 1989



Matt Carnes
RHP - 1995



Matt Erickson
3B - 1995



Brian Kirby
OF - 1998



Charlie Isaacson
RHP - 1999



Jake Dugger
OF - 2004



Danny Hamblin
DH - 2004



Nick Schmidt
LHP - 2005



Shaun Seibert
RHP - 2005



James Ewing
2B - 2006



Brett Eibner
OF/RHP - 2008



Zack Cox
3B - 2009



Barrett Astin
RHP - 2011



Dominic Ficociello
INF - 2011



Nolan Sanburn
RHP - 2011




Tyler Spoon
OF - 2013



Keaton McKinney
RHP - 2015




Allen Williams
INF - 1992 (2nd)
1994 (2nd)




Ty Bilderback
OF - 1995 (1st)




Kit Pellow
DH - 1995 (1st)




Matt Carnes
RHP - 1996 (2nd)
1997 (2nd)



Kenderick Moore
2B - 1996 (1st)



Matt Erickson
3B - 1996 (2nd)
1997 (1st)




Jeremy Jackson
OF - 1997 (1st)




Ryan Lundquist
OF - 1997 (1st)
1998 (2nd)



Charlie Isaacson
RHP - 1999 (1st)



Rodney Nye
3B - 1999 (2nd)



David Walling
RHP - 1998 (1st)
1999 (2nd)



Ryan Fox
OF - 2003 (1st)



Scott Hode
SS - 2004 (2nd)



Clint Arnold
OF - 2005 (Fr.)



Jake Dugger
OF - 2006 (2nd)



Jess Todd
RHP - 2007 (1st)



Nick Schmidt
LHP - 2005 (Fr.)
2006 (1st), 2007 (1st)



Logan Forsythe
3B - 2008 (1st)



Dallas Keuchel
LHP - 2007 (Fr.)



Zack Cox
INF - 2010 (1st)




Brett Eibner
OF/RHP - 2010 (2nd)



Drew Smyly
LHP - 2010 (2nd)



DJ Baxendale
RHP - 2011 (2nd)



Dominic Ficociello
INF - 2011 (Fr., Def.)
2012 (Def.)



Bo Bigham
INF - 2012 (2nd)



Matt Reynolds
INF - 2012 (1st)



Brian Anderson
OF - 2013 (2nd)



Ryne Stanek
RHP - 2013 (1st)



Jake Wise
C - 2014 (Def.)



Eric Fisher
1B - 2014 (2nd, Def.)



Andrew Benintendi
OF - 2014 (Fr.)
2015 (1st)



Zach Jackson
RHP - 2015 (1st)

All-SWC / All-Tournament

All-SWC Selections

Player, Pos.	Year(s)
Marc Brumble, OF	1977
Kevin Campbell, RHP	1984
Bubba Carpenter, 1B/OF	1989-91
Charlie Corbell, RHP	1982
Greg D'Alejandro, 3B	1989-90
Billy Dees, 1B	1982-83
Tim Deitz, RHP	1985
Bobby Edwards, RHP	1987-88
Troy Eklund, OF	1988-89
Fred Farwell, RHP	1985
Tony Gilmore, C	1990
Jeff Hemm, C	1978
John Hennell, 1B	1981
Mark Johnson, OF	1990-91
Jeff King, 3B	1985-86
Ralph Kraus, OF	1986
Steve Krueger, LHP	1979-80
Mike Loggins, OF	1984-85
Tim Lollar, LHP/DH	1978
Scott Loseke, OF	1983
Kevin McReynolds, OF	1980-81
Bill Montgomery, OF	1976
Mike Oquist, RHP	1989
Tom Pagnozzi, C	1983
Steve Parker, RHP	1986
Dave Patterson, 1B	1986
Tim Peters, RHP	1987
Kirk Piskor, C/OF	1991
Scott Pose, OF	1989
Johnny Ray, 2B	1978-79

Player, Pos.	Year(s)
Ronn Reynolds, C	1979
Norm Roberts, OF	1983, 85
Kenny Rogers, 3B	1981
Andy Skeels, C	1987
Phillip Stidham, RHP	1989-91
Mark Swope, RHP	1989-90
Scott Tabor, RHP	1981-82
Tim Thomas, 2B	1990
Dave Van Horn, 2B	1982
Ed Wallace, 1B	1979
Larry Wallace, SS	1979
Doyle Wilson, C	1986

All-SWC Tournament Selections

Player, Pos.	Year(s)
Marc Brumble, OF	1979
Bubba Carpenter, 1B	1990
Don Carter, OF	1981
Randell Carter, 2B	1980
Charlie Corbell, P	1983
Tim Deitz, P	1985
Fred Farwell, P	1985
Jeff Hemm, C	1977
John Hennell, 1B	1979-81
Jeff Houck, OF	1990
Jeff King, 3B	1984, 1985
Ralph Kraus, OF	1986
Mike Loggins, OF	1985
Scott Loseke, OF	1982, 1983
Kevin McReynolds, OF	1980 (MVP)

Player, Pos.	Year(s)
Dave Patterson, 1B	1985 (MVP)
Kirk Piskor, OF	1990
Johnny Ray, 2B	1979
Ronn Reynolds, C	1979, 1980
Norm Roberts, OF	1983, 1985
Mike Robinson, OF	1982
Kenny Rogers, 3B	1981
Andy Skeels, C	1987
Scott Tabor, P	1979
Reggie Thomas, DH/OF	1980, 1981
Dave Van Horn, 2B	1982
Reggie Thomas, DH/OF	1980, 1981
Dave Van Horn, 2B	1982
Larry Wallace, SS	1979
Doyle Wilson, C	1985

All-SEC Tournament Selections

Player, Pos.	Year(s)
Bo Bigham, 2B	2009
Mark Burnett, 2B	1999
Brent Caldwell, C	1998
Matt Carnes, RHP	1995
Cody Clark, C	2002
Casey Coon, OF	2007
Zack Cox, 3B	2009
Jake Dugger, OF	2004
Scott Epps, C	1992
Danny Hamblin, 1B	2007
Joe Jester, SS	1998-99
James McCann, C	2011



Keaton McKinney
RHP - 2015 (Fr.)



Bobby Wernes
3B - 2015 (Def.)

Player, Pos.	Year(s)
Kenderick Moore, 1B/OF	1994, 99
Rodney Nye, 1B	1998, 1999 (MVP)
Nick Pitts, OF	2003
Kyle Robinson, OF	2011
Nick Schmidt, LHP	2007
David Skeels, C	1995
Tyler Spoon, OF	2013
Ryne Stanek, RHP	2013
Jess Todd, RHP	2007
Ben Tschepikow, SS	2009
Matt Vinson, OF	2013
Jack Welsh, OF	1998

CWS All-Tournament Selections

Player, Pos.	Year(s)
Marc Brumble, OF	1979
Jeff King, 3B	1985
Ralph Kraus, OF	1985
Steve Krueger, LHP	1979
Kevin McReynolds, OF	1979
Larry Wallace, SS	1979

Key: Players selected in the June first-year player draft unless otherwise noted. Following the 1987 season there has only been one draft (June Draft). The first MLB Draft was held in 1965. Prior to 1965, players just signed professional contracts once their collegiate careers were over.

\$ - Selected in January draft

% - Selected in June secondary draft

* - Played or plays in the Major Leagues

^ - Returned to school

First-Round Razorbacks

Year	Player	Team	Rd (Pick)
1981	Kevin McReynolds, OF	Padres	1st (6)
1986	Jeff King, SS/3B	Pirates	1st (1)
1999	David Walling, RHP	Yankees	1st (27)
2007	Nick Schmidt, LHP	Padres	1st (23)
2008	Logan Forsythe, 3B	Padres	1st (46)
2010	Zack Cox, 3B	Cardinals	1st (25)
2013	Ryne Stanek, RHP	Rays	1st (29)
2015	Andrew Benintendi, OF	Red Sox	1st (7)

1965 (1)

Bill Gray, OF	Twins	37th (665)
---------------	-------	------------

1973 (4)

Keith Cochran, 2B	Cardinals	33rd (683)
Thurman Smith, OF	Cardinals	45th (733)
Tommy Neal, OF	Cardinals	47th (737)
Stephen Ballard, 1B	Cardinals	48th (739)

1975 (1)

Richard Miller, P	Astros	15th (350)
-------------------	--------	------------

1976 (1)

Byron Ormsby, SS	Red Sox	16th (382)
------------------	---------	------------

1977 (1)

Tim Lollar, LHP**	Indians	5th (115)
-------------------	---------	-----------

1978 (3)

Tim Lollar, LHP*	Yankees	4th (104)
Arvis Harper, OF	Astros	14th (349)
Bill Bakewell, RHP^	Reds	28th (657)

1979 (2)

Ronn Reynolds, C**	White Sox	5th (109)
Johnny Ray, 2B*	Astros	12th (294)



Jeff King was selected with the No. 1 overall pick of the 1986 draft by the Pittsburgh Pirates. He played 11 seasons with the Pirates and Kansas City Royals. He is one of eight Razorbacks to be drafted in the first round.

1980 (5)

Steve Krueger, LHP	Mariners	4th (84)
Ronn Reynolds, C*	Mets	5th (105)
John Hennell, 1B^	Mets	15th (365)
Randall Carter, 2B	Rangers	19th (482)
Todd Zacher, 3B^	Dodgers	28th (684)

1981 (7)

Kevin McReynolds, OF*	Padres	1st (6)
Reggie Thomas, OF	Tigers	8th (197)
Scott Tabor, RHP^	Braves	12th (296)
Don Carter, OF	Expos	12th (302)
John Hennell, 1B	Padres	13th (316)
Todd Zacher, 3B	Giants	23rd (579)
Ed Vidmar, P	White Sox	32nd (770)

1982 (5)

Chris Shaddy, SS	Blue Jays	8th (186)
Dave Van Horn, 2B	Braves	10th (245)
Scott Tabor, RHP	Tigers	11th (282)
Ed Myers, RHP	Athletics	12th (313)
Scott Glanz, P	Angels	13th (321)

1983 (5)

Mike Robinson, OF	Cardinals	5th (130)
Tom Pagnozzi, C*	Cardinals	8th (208)
Scott Loseke, OF	Reds	11th (264)
Charlie Corbell, RHP	Giants	21st (534)
Bobby Joe Edmonds, OF%	Cardinals	3rd (55)

1984 (4)

Brett Harrison, SS	Cardinals	4th (87)
Jim Ward, 2B	Dodgers	5th (129)
Mark Berry, C	Reds	6th (137)
Derrick Richardson, 3B%^	Cubs	2nd (39)

1985 (10)

Mike Loggins, OF	Royals	3rd (71)
Ellis Roby, 2B	Braves	5th (120)
Tim Deitz, RHP	Reds	6th (136)
Mark Jackson, INF/OF	Cardinals	8th (202)
Norm Roberts, OF	Orioles	8th (203)
Fred Farwell, LHP	Dodgers	10th (246)
Gary Murphy, RHP	Astros	14th (352)
Gary Curtis, SS	Reds	20th (500)
Derrick Richardson, INF	Phillies	21st (538)
Howard Hilton, RHP*	Cardinals	22nd (566)

1986 (7)

Jeff King, SS/3B*	Pirates	1st (1)
Kevin Campbell, RHP*	Dodgers	5th (120)
Doyle Wilson, C	Indians	10th (239)
Ralph Kraus, OF	Yankees	10th (262)
Steve Parker, LHP	Cubs	12th (298)
Dave Patterson, 1B	Giants	14th (344)
Bob Chadwick, P%	Brewers	6th (92)

1987 (8)

Andy Skeels, C	Padres	7th (172)
Jim Kremers, 3B/OF**	Reds	8th (206)
Keith Helton, LHP	Mariners	14th (344)
Spencer Wilkinson, RHP	Rangers	14th (362)
Ray Harris, LHP*	Angels	14th (368)
Tim Sherrill, LHP*	Cardinals	18th (461)
Mike Sisco, SS	Mariners	20th (500)
John Cebuhar, LHP^	Reds	22nd (569)

1988 (4)

Jim Kremers, C*	Braves	2nd (33)
John Cebuhar, LHP	Cardinals	14th (366)
Ray Harris, LHP	Athletics	22nd (567)
Troy Eklund, OF^	Indians	35th (891)

1989 (7)

Cole Hyson, RHP	Astros	9th (228)
Mike Oquist, RHP*	Orioles	13th (321)
Troy Eklund, OF	Rangers	25th (637)
Dennis Fletcher, P	Cardinals	28th (716)
Greg D'Alexander, 3B/C^	Orioles	31st (789)
Scott Pose, OF*	Reds	34th (885)
Rod Stillwell, SS	Royals	60th (1,417)

1990 (3)

Tony Gilmore, C	Astros	8th (218)
Phil Stidham, RHP**	Braves	11th (282)
Mark Swope, RHP	Twins	11th (293)

1991 (4)

Doug Bennett, RHP	Dodgers	5th (144)
Phil Stidham, RHP*	Tigers	15th (401)
Mark Johnson, OF	Royals	17th (445)
Brian Dennison, LHP	Brewers	23rd (599)

1992 (1)

Allen Williams, 3B	Red Sox	46th (1,290)
--------------------	---------	--------------

1993 (3)

Tom Czanstowski, RHP	Astros	26th (728)
Ryan Whitaker, RHP	Athletics	27th (769)
Kortney Paul, C^	Cardinals	48th (1,332)

1994 (4)

Bob Hughes, OF	Expos	18th (504)
Doyle Preston, 3B/1B	Reds	35th (968)
Scott Cunningham, RHP	Cardinals	37th (1,034)
Todd Abbott, RHP^	Indians	38th (1,053)

1995 (6)

Jeff Parsons, SS	Mets	5th (133)
Alan Mahaffey, LHP	Twins	16th (436)
Tim Mosley, RHP	Cubs	27th (756)
Ty Bilderback, OF	Angels	31st (844)
Chris Clark, OF^	Tigers	35th (966)
Todd Abbott, RHP	Athletics	44th (1,212)

1996 (4)

Jason Stephens, RHP	Angels	9th (265)
Kit Pellow, OF*	Royals	22nd (649)
Richie Nye, RHP	Twins	23rd (667)
Barry Lunney Jr., LHP^	Twins	45th (1,316)

1997 (6)

Matt Carnes, RHP	Twins	7th (213)
Matt Erickson, 3B*	Marlins	7th (216)
Jeremy Jackson, OF	Rockies	8th (252)
Chris Clark, OF	Marlins	34th (1,026)
Dan Wright, RHP**	Braves	46th (1,359)
Jason McConnell, 2B	Twins	48th (1,384)

1998 (2)

Ryan Lundquist, OF^	Twins	10th (289)
Eric Hinske, 3B*	Cubs	17th (496)

1999 (7)

David Walling, RHP	Yankees	1st (27)
Dan Wright, RHP*	White Sox	2nd (64)
Rodney Nye, 3B	Mets	7th (226)
Joe Jester, INF	Giants	7th (228)
Ryan Lundquist, OF	Reds	8th (248)
Kevin Vent, RHP	Giants	8th (258)
Mark Burnett, 2B	Reds	20th (608)

2000 (3)

Cliff Lee, LHP*	Expos	4th (104)
Matt Riethmaier, RHP	Phillies	5th (145)
Brad Bohannon, RHP	White Sox	28th (832)

2001 (3)

Wes McCrotty, LHP	Marlins	23rd (692)
Brian Kirby, C	Indians	31st (937)
Charlie Isaacson, RHP^	Cubs	34th (1,008)

2002 (2)

Charlie Isaacson, RHP	Yankees	29th (876)
Gary Hogan, RHP	Rangers	32nd (952)

2003 (4)

Scott Roehl, RHP	Indians	10th (288)
Andrew Wishy, OF	Rangers	12th (346)
Jarrett Gardner, RHP	Red Sox	19th (564)
Ryan Fox, OF	Rockies	21st (617)

2004 (4)

Jay Sawatski, LHP	Twins	8th (241)
Brady Toops, C	Cardinals	10th (300)
Haas Pratt, 1B	Athletics	30th (907)
Clint Brannon, LHP	Rangers	34th (1,011)

2005 (3)

Scott Bridges	Giants	8th (278)
Scott Hode, SS	Cubs	24th (730)
Casey Rowlett, OF/INF	Cardinals	32nd (980)

2006 (5)

Danny Hamblin, 1B^	Athletics	9th (278)
Craig Gentry, OF*	Rangers	10th (298)
Blake Parker, C*	Cubs	16th (479)
Devin Collis, LHP	Rockies	26th (768)
Daryl Maday, RHP	Giants	30th (896)

2007 (9)

Nick Schmidt, LHP	Padres	1st (23)
Duke Welker, RHP*	Pirates	2nd (68)
Jess Todd, RHP*	Cardinals	2nd (82)
Danny Hamblin, 1B/3B	Athletics	10th (330)
Chris Rhoads, RHP	Phillies	28th (863)
Brian Walker, C	Angels	29th (898)
Jacob Julius, OF	Orioles	33rd (997)
Jake Dugger, OF	Nationals	49th (1,417)
Matt Willard, SS	Indians	49th (1,423)

2008 (4)


Logan Forsythe, 3B*	Padres	1st (46)
Cliff Springston, LHP	Rangers	11th (333)
Jeff Nutt, C	Yankees	25th (770)
Aaron Murphree, OF	Padres	27th (825)

2009 (6)

Dallas Keuchel, LHP*	Astros	7th (221)
Stephen Richards, LHP	Marlins	8th (248)
Scott Lyons, INF	Royals	15th (452)
Ben Tschepikow, INF	Royals	17th (512)
Mike Bolsinger, RHP^	Athletics	33rd (993)
Ryan Cisterna, C	Angels	34th (1,041)

2010 (8)

Zack Cox, 3B	Cardinals	1st (25)
Brett Eibner, CF*	Royals	2nd (54)
Drew Smyly, LHP*	Tigers	2nd (68)
Andy Wilkins, 1B*	White Sox	5th (158)
Mike Bolsinger, RHP*	Diamondbacks	15th (451)
Collin Kuhn, LF^	Tigers	15th (463)
Jordan Pratt, RHP	Tigers	16th (493)
Jeremy Heatley, RHP	Marlins	22nd (677)



Andrew Benintendi was selected seventh overall by the Boston Red Sox in the 2015 MLB Draft, becoming the eighth Razorback to be selected in the first round and the highest Arkansas player selected since Jeff King went No. 1 overall in 1986. He made his MLB debut just over a year later becoming the fastest Razorback to ascend through the minor league ranks.

2011 (6)

James McCann, C*	Tigers	2nd (76)
Collin Kuhn, OF	White Sox	17th (531)
Trent Daniel, LHP^	Tigers	23rd (707)
Kyle Robinson, OF	White Sox	28th (861)
Jarrod McKinney, OF	Astros	31st (940)
Geoffrey Davenport, LHP	Indians	43rd (1,298)

2012 (8)

Matt Reynolds, INF*	Mets	2nd (71)
Nolan Sanburn, RHP	Athletics	2nd (74)
DJ Baxendale, RHP	Twins	10th (310)
Tim Carver, INF	Phillies	19th (608)
Sam Bates, OF	Royals	28th (893)
Randall Fant, LHP^	Indians	29th (893)
Derrick Bleeker, OF/RHP	Orioles	37th (1,122)
Jacob Morris, OF^	Indians	37th (1,133)

2013 (11)

Ryne Stanek, RHP	Rays	1st (29)
Colby Suggs, RHP	Marlins	2nd (73)
Barrett Astin, RHP	Brewers	3rd (90)
Dominic Ficociello, INF	Tigers	12th (366)
Trent Daniel, LHP	Rockies	17th (499)
Brandon Moore, RHP	Brewers	17th (512)
Jacob Morris, OF	White Sox	24th (723)
Tyler Wright, LHP	Mariners	26th (777)
Randall Fant, LHP	Astros	29th (857)
Eric Fisher, INF^	Marlins	30th (892)
Matt Vinson, OF	Diamondbacks	37th (1,110)

2014 (6)

Brian Anderson, INF	Marlins	3rd (76)
Chris Oliver, RHP	Phillies	4th (112)
Jalen Beeks, LHP	Red Sox	12th (374)
Michael Gunn, RHP	Red Sox	16th (494)
Eric Fisher, 1B	Marlins	17th (497)
Tyler Spoon, OF^	Athletics	36th (1,092)

2015 (4)

Andrew Benintendi, OF*	Red Sox	1st (7)
Trey Killian, RHP	Rockies	9th (257)
Bobby Wernes, INF	Astros	30th (889)
Tyler Spoon, OF	Red Sox	35th (1,041)

2016 (6)

Zach Jackson, RHP	Blue Jays	3rd (102)
Clark Eagan, OF	Pirates	9th (285)
Dominic Taccolini, RHP^	Blue Jays	16th (492)
Michael Bernal, SS	Giants	29th (876)
Doug Willey, RHP	Angels	32nd (966)
James Teague, RHP	Orioles	37th (1,111)

55

Former Arkansas players have made an appearance in Major League Baseball, starting with Chuck Tompkins in 1912.

DRAFT STREAK

Arkansas has had at least one player selected in each of the past 42 MLB Drafts, dating back to 1975. In the 2013 MLB Draft, Arkansas led the nation with 11 players selected, marking the second time (1985) it has had double figure players taken in a single draft.

#BENNYBASEBALL TAKES OVER MLB

Barely a year removed from helping the Razorbacks reach the 2015 College World Series, Andrew Benintendi quickly rose through the minor league ranks in the Boston Red Sox organization and made his major league debut on August 2, 2016. His ascent to the major leagues was the fastest for any Razorback player and the fastest by a Red Sox player since Fred Lynn in 1974.

ALL-STAR PERFORMANCES

Five former Razorbacks have combined to make nine MLB All-Star game appearances, with Cliff Lee leading the way with four. Dallas Keuchel started on the mound for the American League team in the 2015 MLB All-Star Game. Randy Jackson has made two All-Star games, followed by one appearance each from Tom Pagnozzi and Johnny Ray.

BEST OF THE BEST

Kevin McReynolds leads all #ProHogs with 211 career home runs, while Johnny Ray has a career-best 1,502 hits. Cliff Lee holds nearly every pitching record, including 143 wins on the mound and 1,824 strikeouts in 2,156.2 innings of work.

#PROHOGS AT THE PLATE

Name	Yrs	From	To	ASG	G	PA	AB	R	H	2B	3B	HR	RBI	SB	CS	BB	SO	BA	OBP	SLG	OPS	Yrs at Ark
Andrew Benintendi	1	2016	2016	0	34	118	105	16	31	11	1	2	14	1	0	10	25	.295	.359	.476	.835	2014-15
Bud Bloomfield	2	1963	1964	0	8	7	7	1	1	0	0	0	0	0	0	0	0	.143	.143	.143	.286	1955-56
Bubba Carpenter	1	2000	2000	0	15	31	27	4	6	0	0	3	5	0	0	4	13	.222	.323	.556	.878	1988-91
Cody Clark	1	2013	2013	0	16	40	38	1	4	1	0	0	0	0	0	1	15	.105	.128	.132	.260	2001-02
Chuck Corgan	2	1925	1927	0	33	113	104	7	23	2	1	0	1	0	0	7	13	.221	.270	.260	.530	1922-25
Al Cypert (Boyd)	1	1914	1914	0	1	1	1	0	0	0	0	0	0	0	0	0	1	.000	.000	.000	.000	1912
Brett Eibner	1	2016	2016	0	70	208	187	21	36	10	1	6	22	0	0	19	50	.193	.266	.353	.619	2008-10
Babe Ellison	5	1916	1920	0	135	395	348	32	75	13	4	1	39	9	1	30	55	.216	.282	.284	.566	1914-16
Matt Erickson	1	2004	2004	0	4	6	6	0	1	0	0	0	0	0	0	0	1	.167	.167	.167	.333	1995-97
Logan Forsythe	6	2011	2016	0	618	2280	2037	256	519	97	12	55	203	34	14	185	453	.255	.326	.395	.721	2006-08
Craig Gentry	8	2009	2016	0	456	1116	985	150	257	37	11	4	82	77	13	80	195	.261	.335	.333	.668	2005-06
Eric Hinske	12	2002	2013	0	1387	4310	3797	549	947	240	18	137	522	61	21	452	949	.249	.332	.430	.762	1996-98
Randy Jackson	10	1950	1959	2	955	3549	3203	412	835	115	44	103	415	36	16	281	382	.261	.320	.421	.741	1944
Skeeter Kell	1	1952	1952	0	75	236	213	24	47	8	3	0	17	5	1	14	18	.221	.275	.286	.561	1948-51
Jeff King	11	1989	1999	0	1201	4812	4262	600	1091	222	18	154	709	75	32	442	584	.256	.324	.425	.749	1984-86
Jimmy Kremers	1	1990	1990	0	29	79	73	7	8	1	1	1	2	0	0	6	27	.110	.177	.192	.369	1985-88
James McCann	3	2014	2016	0	228	810	757	65	185	28	6	19	89	1	2	39	201	.244	.284	.373	.657	2009-11
Kevin McReynolds	12	1983	1994	0	1502	6039	5423	727	1439	284	35	211	807	93	32	522	707	.265	.328	.447	.775	1979-81
Tom Pagnozzi	12	1987	1998	1	927	3142	2896	247	733	153	11	44	320	18	21	189	450	.253	.299	.359	.658	1983
Kit Pellow	3	2002	2004	0	99	227	202	27	52	9	2	4	19	2	1	17	68	.257	.335	.381	.716	1995-96
Scott Pose	4	1993	2000	0	202	353	313	52	75	7	1	0	21	9	6	38	50	.240	.321	.268	.589	1987-89
Johnny Ray	10	1981	1990	1	1353	5664	5188	604	1502	294	36	53	594	80	49	353	329	.290	.333	.391	.724	1978-79
Matt Reynolds	1	2016	2016	0	47	96	89	11	20	8	0	3	13	0	1	4	34	.225	.266	.416	.682	2010-12
Ronn Reynolds	6	1982	1990	0	143	381	356	22	67	12	0	4	21	0	1	18	96	.188	.228	.256	.483	1979-80
John Vann	1	1913	1913	0	1	1	1	0	0	0	0	0	0	0	0	0	1	.000	.000	.000	.000	1910
Andy Wilkins	2	2014	2016	0	43	72	67	5	9	3	0	1	5	1	0	5	32	.134	.194	.224	.418	2008-10
Roy Wood	3	1913	1915	0	119	362	333	33	77	12	4	1	20	7	11	16	47	.231	.285	.300	.585	1912-13

#PROHOGS ON THE MOUND

Name	Yrs	From	To	ASG	W	L	W-L%	ERA	G	GS	GF	CG	SHO	SV	IP	H	R	ER	HR	BB	IBB	SO	HBP	BK	WP	BF	Yrs at Ark
Darrel Akerfelds	5	1986	1991	0	9	10	.474	5.08	125	13	33	1	0	3	233.2	216	146	132	36	127	16	129	13	1	21	1047	1981-82
Sid Benton	1	1922	1922	0	0	0	--	--	1	0	0	0	0	0	0.0	0	0	0	0	2	--	0	0	0	0	2	1912
Mike Bolsinger	3	2014	2016	0	8	16	.333	4.61	37	36	0	0	0	0	189.1	203	106	97	25	71	5	171	3	2	6	826	2008-10
Kevin Campbell	5	1991	1995	0	4	3	.571	4.55	77	5	18	0	0	1	138.1	127	72	70	11	80	4	83	3	0	5	604	1984-86
Gerald Hannahs	4	1976	1979	0	3	7	.300	5.07	16	12	2	0	0	1	71.0	76	51	40	11	42	1	42	0	0	7	326	1971-74
Howard Hilton	1	1990	1990	0	0	0	--	0.00	2	0	1	0	0	0	3.0	2	0	0	0	3	0	2	0	0	14	1984-85	
Dick Hughes	3	1966	1968	0	20	9	.690	2.79	68	34	17	13	4	8	307.0	221	101	95	29	76	12	230	7	2	8	1205	1957-58
Lefty Jamerson	1	1924	1924	0	0	0	--	18.00	1	0	1	0	0	0	1.0	1	2	2	0	3	--	0	0	0	7	1919-21	
Dallas Keuchel	5	2012	2016	1	50	47	.515	3.78	135	126	2	10	4	0	839.0	817	379	352	82	238	7	667	17	0	34	3479	2007-09
Les Lancaster	7	1987	1993	0	41	28	.594	4.05	323	39	110	3	1	22	703.2	715	345	317	60	261	45	408	11	14	28	3032	1982-84
Cliff Lee	13	2002	2014	4	143	91	.611	3.52	328	324	1	29	12	0	2156.2	2116	923	843	223	464	12	1824	50	2	41	8917	2000
Dixie Leverett	5	1922	1929	0	29	34	.460	4.51	122	77	30	33	4	7	637.0	725	374	319	25	221		193	17	5	11	2838	1914
Tim Lollar	7	1980	1986	0	47	52	.475	4.27	199	131	20	9	4	4	906.0	841	459	430	93	480	21	600	17	12	47	3941	1977-78
Mike Oquist	7	1993	1999	0	25	31	.446	5.46	133	79	13	1	0	0	555.0	623	348	337	73	243	19	351	21	0	14	2492	1987-89
Blake Parker	4	2012	2016	0	3	3	.500	3.87	91	0	33	0	0	2	90.2	90	46	39	11	33	3	100	4	0	3	397	2004-06
Robert Person	9	1995	2003	0	51	42	.548	4.64	206	135	26	4	2	9	897.1	813	496	463	129	438	12	773	35	3	39	3896	1988
Pat Rice	1	1991	1991	0	1	1	.500	3.00	7	2	0	0	0	0	21.0	18	10	7	3	10	1	12	1	0	0	91	1984-86
Tim Sherrill	2	1990	1991	0	0	0	--	7.71	18	0	5	0	0	0	18.2	30	18	16	2	6	1	7	2	0	2	92	1986-87
Drew Smyly	5	2012	2016	0	31	27	.534	3.74	156	85	9	1	1	2	570.1	523	253	237	77	161	6	522	7	0	28	2350	2009-10
Phil Stidham	1	1994	1994	0	0	0	--	24.92	5	0	0	0	0	0	4.1	12	12	12	3	4	1	4	0	0	0	26	1989-91
Jess Todd	2	2009	2010	0	0	1	.000	7.62	25	0	8	0	0	0	28.1	43	24	24	4	12	1	29	0	0	2	139	2007
Chuck Tompkins	1	1912	1912	0	0	0	--	0.00	1	0	1	0	0	0	3.0	5	1	0	0	0	--	1	0	0	14	1909-11	
Matt Wagner	1	1996	1996	0	3	5	.375	6.86	15	14	0	1	0	0	80.0	91	62	61	15	38	2	41	3	0	0	364	1991-92
Jim E. Walkup	6	1934	1939	0	16	38	.296	6.74	116	53	34	11	1	1	462.1	614	381	346	49	260	--	134	5	1	20	2195	1928-29
Jim H. Walkup	1	1927	1927	0	0	0	--	5.40	2	0	2	0	0	0	1.2	3	1	1	0	0		0	0	0	0	8	1915-16
Duke Welker	1	2013	2013	0	0	0	--	0.00	2	0	1	0	0	0	1.1	0	0	0	0	0		1	0	0	0	4	2007
Jack Whillcock	1	1971	1971	0	0	2	.000	5.63	7	0	2	0	0	1	8.0	10	5	5	0	2	0	6	0	0	0	35	1962-64
Dan Wright	4	2001	2004	0	20	26	.435	5.65	70	64	2	1	1	1	366.2	393	249	230	65	167	5	225	13	2	21	1638	1997-99

A

Abbott, Todd	1994, '95
Abbott, Williams Lewis	1970
Abramczyk, John Paul	1959, '60, '61
Achenback, C.H.	1913
Adams, Harold Eugene	1948, '49
Aikman, Bruce Lynn	1951
Akerfelds, Darrel	1981, '82
Alberius, Josh	2014, '15, '16
Alexander, George Baker	1958
Alexander, John	1949
Alexander, Otto	1908
Alexander, Tim	1978
Allen, Joe	1911
Anderson, Brian	2012, '13, '14
Anderson, Pat	1977, '78
Andree, James M.	1972, '73, '74
Arlidge, Jake	2016
Arnold, Charles	1965
Arnold, Clint	2005, '06
Asbill, Teddy	1976, '77
Ash, Jeff	1979, '80
Astin, Barrett	2011, '12, '13
Atha, Larry D.	1979, '80, '81
Atkins, Donald	1979, '80, '81
Atkins, Howard Cullin Jr.	1966
Atkins, Kyle	2010, '11
Austell, Tom	1903
Ayers, James	1926

B

Baber, Oscar	1910, '11, '12
Backham, David C.	1972, '73
Bailey, Kenneth	1966
Baker, J.P.	1929
Baker, Terry Lee	1967, '68
Bakewell, Bill	1977, '78, '79
Ballard, Keach	1982
Ballard, Stephen D.	1972, '73
Balay, John	1949, '50, '51
Bane, James Harrison	1963, '64
Barksdale, Ronald Douglas	1964, '65
Barr, Brandon	2007
Barton, Larry	1982, '83
Bates, Sam	2011, '12
Baxendale, Blake	2014
Baxendale, DJ	2010, '11, '12
Beckemeyer, Lyle	1992, '93
Beeks, Jalen	2013, '14
Benard, Joe	1905, '06
Benberg, John	1982
Benintendi, Andrew	2014, '15
Bennett, Dick	1925
Bennett, Doug	1989, '90, '91
Bennett, George	1927
Bennett, J.G.	1921, '22
Benninghoff, Jack	2016
Benton, Sid	1912
Bernal, Michael	2014, '15, '16
Berry, Layne	2001, '02
Berry, Mark	1983, '84
Bertotti, Mike	1984
Bigham, Bo	2009, '10, '11, '12
Bigham, Bryan	2009
Bilderback, Ty	1992, '93, '94, '95
Birch, Brent	1990, '91, '92, '93
Birel, William George	1967, '68
Bishop, William E.	1969, '70
Black, Dave	1903
Black, H.	1912
Black, John	1919, '20, '21
Black, Neeley	1905
Blackburn, W.D.	1929
Blackwood, Jerry Don	1968, '69, '70
Blagg, Billy Justin	1950, '52, '53

Blair	1906
Bleeker, Derrick	2010, '12
Block, Dave	1903, '05
Bloomfield, Bud	1955, '56
Blum, Greg	1999, 2000
Bobb, Randy	1987, '88
Boever, David	1988
Bogan, Charles	1954, '55
Bohannon, Brad	1999, 2000
Bohart, G.T.	1905, '06
Bollman, Brett	2005
Bolsinger, Mike	2008, '09, '10
Bond, Brock	2005
Bone, George Thomas	1955, '56
Bone, Jim	1961, '62, '63
Bonfield, Luke	2015, '16
Booker, P.	1903
Bosco, Jimmy	2012
Boyce, Charley	2003, '04, '05, '06
Bowden, William P.	1952, '53, '54
Bowen, Luther	1994, '96
Bradbury, Ralph	1974, '75, '76, '77
Bradford, Hollis	1922
Bradford, James	1976, '77
Bradley, Eugene Alford	1953
Bradley, Keith	1995, '96
Brail, Rick	1991
Brannon, Clint	2000, '03, '04
Brazil, Ernest	1919
Breeden, Bill	1969, '70, '71
Brenton, Gene Thomas	1963, '64, '65
Brewer, Dale	1928, '29
Brewer, Timothy	1973, '74
Bridges, Scott	2002, '03, '04, '05
Briggs, Oscar	1899, 1902
Brocaill, Scott	1991, '92, '93, '94
Broadway, Barry	1980
Brown, Charles Arthur	1952
Brown, Dale	1977
Brown, Dan	1990, '91
Brown, John	1924, '25
Brown, Silas Christian	1949, '50, '51
Broyles, Franco	2011
Brumby, Marc	1976, '77, '78
Bryan, Chris	1988, '89
Bryan, Lemuel	1902, '03
Buchanan, F.E.	1908
Buckley, S.S.	1913
Buckley, Virgil	1912
Bulgarelli, Mark	1976, '77, '78, '79
Bull, Scott	1972, '76
Bumpers, Mike	1992
Burgess, John	1986
Burnett, Mark	1998, '99
Burton, P.O.	1898

C

Caldwell, Brent	1997, '98
Caldwell, Robert	1947
Calhoun, Jim	1987, '88, '89
Callaway, Jerry	1978
Campbell, Dan	1987
Campbell, Isaiah	2016
Campbell, Kevin	1984, '85, '86
Campbell, Mike	1968
Caple, Donald Lee	1963, '64, '65
Carlton, Jerry	1960, '61, '62
Carnes, Matt	1995, '96, '97
Carpenter, Bubba	1988, '89, '90, '91
Carpenter, Jay	1988, '89, '90
Carpenter, Preston	1954, '55, '56
Carr, J.F.	1898
Carson, Randall	1976, '77
Carter, Don	1981



Andrew Darr played two years for the Razorbacks and helped them reach the 2009 College World Series.

Carter, Harry	1947
Carter, Marl D.	1962, '63
Carter, Randall	1979, '80
Carver, Tim	2009, '10, '11, '12
Catron, Austin	2016
Cebuhar, John	1987, '88
Cecil	1905
Center, Jerry	1976
Chadwick, Bob	1986
Chadwick, Cannon	2015, '16
Charlton, Aaron	1993
Childress, Robert M.	1956, '57
Chipman, Marvin	1926, '27
Christian, Carroll	1923, '24
Christian, O.	1898
Cisterna, Ryan	2008, '09
Clancy, Tim	1978, '79, '80
Clark, Cody	2001, '02
Clark, Chris	1993, '94, '95, '97
Clark, Dera	1984
Clark, Kyle	1997, '98
Clark, M.D.	1898
Clayton, Walker B.	1923
Clements, Charles M.	1972
Clements, Steve	1984, '85
Clinkenbeard, Bob	1981
Cloninger, Chris	1996
Cobb, David	1994
Cochran, Keith	1971, '72, '73
Cole, Eric	2016
Cole, George Sr.	1926, '27, '28
Cole, John Conway Jr.	1951
Cole, Kenneth	1908
Coleman, Walter C.	1972, '73, '74
Collis, Devin	2005, '06
Conner, Michael	2001, '02
Conway, George	1902
Cook, Brian	1990, '91, '92, '93
Cook, Damon Lee	1966
Cook, Joe	1908, '09
Coon, Casey	2007, '08
Coppock, Mark	1990, '91
Corbell, Charlie	1982, '83
Corgan, Chuck	1922, '23, '24, '25
Costello, Conor	2012
Cotton, Delano Talbert	1962, '63
Cox, Evan	2007, '08
Cox, Harold Earl	1948, '49
Cox, Zack	2009, '10
Coyle, Norman	1910, '11
Craig, Charles	1924

Crawford, C.	1929
Crawford, Rick	1982
Creekmore, Stephen W.	1910, '11
Crossett, Scott	1998, '99, 2000, '01
Crouse, Cliff	2000, '01, '02
Crossdale, E.W.	1913
Cunard, Craig	1981
Cunningham, Scott	1993, '94
Curtis, Gary	1983
Cusack, Thomas	1953, '54, '55
Cypert, Boyd	1912
Czanstkowski, Tom	1992, '93

D

D'Alexander, Greg	1987, '88, '89, '90
D'Amico, Joe	1992, '93
Dahl, Anthony	2016
Dailey, Randy	1971, '72
Daly, Cory	1995
Daniel, Trent	2011, '12, '13
Darr, Andrew	2008, '09
Davenport, Geoffrey	2009, '10, '11
Davis, Joe	1991
Davis, Matt	1998
Davis, Menar	1912
Davis, Mike	1910, '11, '12
Dawson, Bill	1988
Day, Chris	1978
Day, Devin	2004
DeBriyn, Marty	1997
Deason, Jesse Wayne	1956
Deere, Jason	2004
Dees, Billy	1981, '82
Deitz, Tim	1983, '84, '85
Dellasega, Joe	1980
Dennison, Brian	1991
Dickinson, Wallace	1924, '25
DiLeo, Joe	1985, '86
Dipper, Wayne	1968
Dodd, Rob	1990
Donathan, Jeff	1926, '27, '28
Dorothy, William N.	1969, '70
Dougherty, Harry K.	1947, '48
Douglas, Hall	1928, '29
Dowell, O.	1903
Downey, Charles	1990
DuBose, Dave	1976, '77
Dudley, Kirk	1981, '82
Dugger, Jake	2004, '05, '06, '07
Duka, Michael	1953
Dunlap, Tyrie	1974

All-Time Lettermen



Dallas Keuchel earned SEC All-Freshman honors in 2007 and the AL Cy Young Award in 2015.

E	
Eagan, Clark	2014, '15, '16
Eason, Alcuin	1903
East, Jack	1920, '21
Edmonds, Bobby Joe	1986
Edwards, Bobby	1987, '88
Edwards, Delmar Butch	1965, '66, '67
Eibner, Brett	2008, '09, '10
Eklund, Troy	1986, '87, '88, '89
Elliot, Lynn Blaine	1961, '62, '63
Ellis, Scott	1996, '97, '98
Ellison, Babe	1914, '15, '16
Epps, Scott	1989, '90, '91, '92
Erickson, Matt	1995, '96, '97
Erwin, Richard	1976, '77, '78, '79
Erwin, Wally	1979
Etheridge, Haden	1988, '89, '90, '91
Ewing, James	2006

F	
Falwell, Chris	2014
Fanning, Chris	1991
Fant, Randall	2010, '11, '12, '13
Farris, Jordan	2013
Farwell, Fred	1985
Faust, Fred	1983
Feeny, Chris	1995
Ferguson, Rick	1981, '82
Fernell, David	1984
Ficociello, Dominic	2011, '12, '13
Fields, James E.	1970
Fincher, L.J.	1921
Fischel, Frank James	1949, '50, '51, '52
Fishback, Herbert	1897
Fisher, Eric	2011, '13, '14
Fisher, Joe	1994
Fisk, Gregory Michael	1967
Fleming, P.A.	1898
Fletcher, Dennis	1986, '87, '88, '89
Fletcher, Jeff	1999, 2000, '01, '02
Flowers, Jeromy	1998
Forrest, TJ	2009, '10
Forsythe, Logan	2006, '07, '08
Foster, Herbert R.	1957
Foster, Pat Duane	1959, '60, '61
Foster, Rodney	1992
Foster, Virgil Lynn	1966
Foundren, Price	1927, '28, '29
Fox, Ryan	2001, '02, '03
Franks, Lance	1996, '97
Freeman, Wallace Britton	1964, '65
Fry, Jeff	1993

Fulmer, Doyle	1928
Fuqua, Jason	2010

G	
Gaffney, W.C.	1919, '20, '21
Garcia, Rudy	1982, '83, '84
Gardner, Jarrett	2002, '03
Garrett, John Doyle Jr.	1956
Garrison, Johnny	1950
Gassaway, Cullen	2015, '16
Gatling, Tom	1908
Geis, Clarence	1928
Gentry, Aaron	1994
Gentry, Craig	2005, '06
Geren, J.M.	1913
Gessner, Tom	1998
Gilbert, James	2004, '05, '06, '07
Giles, Danny	1997, '98
Gilleland, Greg	1998, '99
Gilmore, Kale	1991, '92
Gilmore, Tony	1989, '90
Glanz, Scott	1980, '81, '82
Glaze, Thomas Arthur	1958, '59
Glynn, Josh	2002
Gonring, Doug	1981
Goodner, Boyd	2003, '04
Goodwin, Clay	2002, '03, '04, '05
Gorman, Henry F.	1981
Gosser, Alex	2014, '15, '16
Grant, Dale	1986
Graves, Aaron	2001, '02
Gray, William Lewis	1963, '64, '65
Green, Doyle	1974, '76
Grubb, Bill	1979
Gunn, Michael	2012, '13, '14

H	
Haaser, Steven L.	1972, '73
Hadley, Ray C.	1925, '27, '28
Hagedorn, Brad	1997, '98, '99, '00
Hagedorn, Brett	2001, '02, '03, '04
Haizlip, Ralph	1926, '27, '28
Hall, Caton	2003, '04
Hall, H.C.	1959, '60
Hall, Zack	2010, '11
Hamblin, Danny	2004, '05, '06, '07
Hamilton, Jim	1994
Hancock, Doy	1924, '25
Hannahs, Gerald	1971, '72, '73, '74
Hargroves, Willie	1977, '78
Harper, Arvis	1976, '77, '78
Harper, Bland Robert	1965

Harris, Gary	1990
Harris, Ty	2016
Harris, Kyle	1992, '93, '94
Harris, Ray	1985, '86, '87, '88
Harrison, Brett	1983, '84
Hart, Hunter	2016
Hartman, Jim	1985
Harvill, Jeff	2011
Hatfield, Kenneth Wahl	1963, '64, '65
Hauskey, Thomas	2007, '08, '09, '10
Haynie, Arnold Augustus	1962, '63, '64
Haynie, Bracey	1922, '23
Hays, Ben	2011
Heather, Scott	1997, '98
Heatley, Jeremy	2009, '10
Hellbusch, Isaac	2013
Helton, Keith	1984, '85, '86, '87
Hemm, Jeff	1975, '76, '77, '78
Hemm, Warren	1975, '76
Henderson, DeMatt	1899, 1900, '01
Hendricks, Charles Lowber	1947, '48
Hendey, Waldersee	1921
Hennell, John	1978, '79, '80, '81
Hennesey	1911
Henson, James W.	1972
Henry, Thomas Walter	1967
Hernandez, Darin	1986
Hester, Bart	1998, '99, 2000
Hicks, Quazar	1994
Highfill, H.H.	1912
Hill, Thomas Jasper Jr.	1964
Hill, Travis	2007, '08
Hilton, Howard	1984, '85
Hindman, Randy	1982
Hinds, Hubert	1919, '20
Hines, Glen Ray	1989
Hinske, Eric	1996, '97, '98
Hinton, Percy	1911, '12, '13
Hobson, Edward Louis	1957, '58, '59
Hobson, Todd	1989, '90
Hode, Scott	2002, '03, '04, '05
Hoefler, Jeff	2000, '01
Hogan, Gary Jr.	2000, '01, '02
Hogan, Max	2015
Hollensworth, Chris	2005, '06
Holloway, Max Marvin	1958, '59, '60
Holloway, Trey	2004, '05, '06
Holt, Henry Cecil	1912
Hom	1906, '09
Hon, Jackson	1925

Hopkins, Thomas Hugh	1966, '67, '68
Horn, Jack	1908
Horne, David Buford	1959, '61
Horton, Donald Clyn	1956, '57, '58
Horton, Ralph H.	unknown
Hotchkiss, Henry	1910
Houck, Jeff	1990, '91, '92, '93
House, Herbert Claude	1967, '68
House, Jacob	2008, '09
Howard, Fred	1970
Hreha, Dan	1989, '90, '92
Hrozek, Wayne	2006, '07
Huchingson, Stuart	1979, '80, '81
Huddleston, Jeff	1978, '79, '80
Hughes, Bob	1993, '94
Hughes, Howard (Dick)	1957, '58
Hunt, Claude Ruse	1957
Huntze, Rick	1983, '84, '85
Hum, David	2006
Hurley, Scott	1998, '99
Hyatt, Robert F	1905, '06, '08
Hyson, Cole	1989

I	
Isaacson, Charlie	1999, 2000, '01, '02

J	
Jackson, Jeremy	1997
Jackson, Mark	1983, '84, '85
Jackson, Randy	1944
Jackson, Zach	2014, '15, '16
Jacobs, Robert	1924, '26
Jamerson, Charles (Lefty)	1919, '20, '21
Jamerson, D.C.	1922
Jameson, Jasen	1994
Jay, Jim Wilbur	1963, '64
Jenkins, John	1973
Jennings, Archie Winthrop	1966
Jester, Joe	1997, '98, '99
Johnson, Charles	1965
Johnson, Danny	1980
Johnson, Mark	1990, '91
Jones, Ben	1943, '44
Jones, Donald Gilbert	1956, '57
Jones, Gary	1982
Jones, Mark A.	1969, '70
Jones, Randall E.	1972, '73, '74
Jones, Sean	2007, '08
Joiner	1902
Julius, Jacob	2007



Charlie Isaacson was a freshman All-American and First Team All-SEC player in 1999.

K

Kauffman, Rob	1977, '78, '79, '80
Kearns, Walter Lewis	1951, '52, '53
Kee, Kevin	1985, '86
Keeter, Daniel R.	1970
Keith, Charles	1908
Kell, Skeeter	1948, '49, '50, '51
Kelly, E.L.	1897
Kemp, Jarrell R.	1921
Kent, Elmore	1922, '23
Kerns, Keith	1985
Kerr, John Herman	1958, '59, '60
Keuchel, Dallas	2007, '08, '09
Kilgallen, Richard	1947, '48, '49
Killian, Trey	2013, '14, '15
Kindle, Judd	2003
King, Bryan	2000
King, C.H.	1922
King, Cyrus	1923, '24, '25
King, Dave	1979
King, Jeff	1984, '85, '86
Kirby, Brian	1998, '99, 2000, '01
Kirk, Scott	1978
Kirkland, Mike	1973, '74
Kizer, Roland	1919, '20
Klein, Mike	1994
Kline, Richard	1964, '65
Knight, Blaine	2016
Koch, Grant	2016
Korbal, Kendall	2008
Kowalchuk, Christian	2009, '10
Kraus, Ralph	1983, '84, '85, '86
Kreder, Monk	2010
Kregal, Horace	1927
Kremers, Jim	1985, '86, '87, '88
Kretschmar, James Joseph	1955, '56
Kreymborg, Mike	1979
Krueger, Steve	1979, '80
Kuhn, Collin	2009, '10, '11

L

Lacey, Shaun	1977, '78
Lahay, Bruce	1978
Laird, Tony	1983, '84
Lamberth, John	1973
Lambeth, Dan	1982, '84
Lancaster, Les	1982, '83, '84
Land, Lee	2005
Leach, Aaron	1998
Leavitt, Chase	2008, '09
Lee, Cliff	2000
Lenox, Greg	1971
Lennerton, Ryan	2004
Leraris, Justin	2001, '02
Leuppe, Ed	1981, '82, '83
Leverette, Dixie	1914
Leverette, Edward Vaulx	1898, 1905
Ley, Stan	1971, '72
Lidell, Finessee	1909, '10
Liles, Greyson	1989, '90, '91
Limbocker, Scott	2007, '09
Lindsey, James Edgar	1964, '65
Linebarier, Bobby Joe	1951
Lipsmeyer, David	1978
Little, Blake	1990, '91
Loeseke, Barrett	2016
Loggins, Mike	1983, '84, '85
Lollar, Tim	1977, '78
Long, Frances Jones	1952, '53, '54
Long, Gordon	1947, '48, '49
Longonitti, Henry P.	1947
Longoria, Keith	1981, '82
Loseke, Scott	1982, '83
Lowery, Jackson	2014, '15
Lubker, Herman	1947

Lundquist, Dennis	1974, '75
Lundquist, Ryan	1996, '97, '98, '99
Lundquist, Tim	1976, '77
Lunney, Barry Jr.	1993, '94, '95, '97
Lusker, Chris	1985
Lutes, Charles, Russell	1953
Lyles, Robert Earl	1956
Lyles, Tigger	2001
Lynch, Cade	2011, '12, '13
Lyon, Earl	1926
Lyons, Scott	2008, '09
Lyons, W.A.	1922, '23

M

Maday, Daryl	2004, '05, '06
Magness, James Edward	1963, '64
Mahaffey, Alan	1995
Mahan, Jacob	2012, '13
Mahler, James	2008
Manatt, Jared	1999, 2000
Marshall, David	1969, '70, '71
Marquardt, John Henry	2005, '06
Martin, E.G.	1898
Martin, Mike	1978, '79
Masanda, Daren	1994, '95, '96
Mason, Donald	1965, '66
Masters, David	2012
Matheson, Derek	1996, '97, '98, '99
Matthews, Walter Ray	1954, '55, '56
McAfee, Brett	2013, '14, '15
McAllister, Leslie Edward	1967, '69
McAlvain, Jarred	1996
McCann, James	2009, '10, '11
McCaughtry, Floyd	1960, '61
McClain, Mark	1976, '77
McClure, Dave	1980, '81
McConnell, Jason	1995, '96, '97
McConnell, Kirk	2002, '03
McCorquodale, Knox	2005
McCowan	1902
McCrotty, Wes	1998, '99, 2000
McCullough, William Glenn	1923
McDaniel, Dale	1979
McDaniel, Larry L.	1972
McDaniel, Travis	1997, '98, '99, 2000
McGaha, Mel	1947, '48
McGehee, Mel	1945, '47, '48
McGurk, Pat	1980
McHale, Robert	1979, '80
McHan, Lamar	1952, '53
McKenzie, James Horace	1961
McKinney, Jarrod	2009, '10, '11
McKinney, Keaton	2015, '16
McKissack, Stephen Louis	1967
McLelland, Brian	2004, '05, '06, '07
McNemer, Phil	1908, '09
McNiel, Donald	1975, '76, '77
McReynolds, Kevin	1979, '80, '81
McShane, Mickey Paul	1964, '65
Mercado, Jose Egardo	1951
Merrill, Bubbs	2004
Merryman, Josh	2000, '01, '02, '03
Methvin, Garrett	2010
Milburn, Frank H.	1923, '24
Milford, Clinton G.	1909, '10, '11
Miller, Donald L.	1950, '51
Miller, Grady	1908, '09, '10, '11
Miller, John	1983, '84
Miller, Ray	1995
Miller, Richard L.	1972, '73, '74
Milwee, F.B.	1913
Mitchell, Bruce	1971, '72, '73, '74
Mitchell, S.D.	1921
Mobbs, Jimmy	2003
Mont, Theodore Jr.	1961, '62, '63



James McCann was a three-time letterwinner and second round MLB Draft selection in 2011.

Montgomery, Bill	1975, '76
Moody, Billy Joe	1962
Moore, Brandon	2011, '12, '13
Moore, Kenderick	1993, '94, '95, '96
Moore, Rod	1986, '87
Moore, Ron	1989, '90, '91
Mooty, James Wesley	1958
Moriarity, Mike	1996, '97, '98, 2000
Morris, Jacob	2011, '12, '13
Morris, William T.	1972, '73
Mosley, Tim	1995
Muldoon, Allen Mike	1967
Mulhollen, Danny Byron	1962, '63, '64
Mulvaney, Brad	1994, '95, '96
Murphree, Aaron	2007, '08
Murphy, Bill	1974
Murphy, Gary	1984, '85
Murphy, Jon	2000
Murphy, Kacey	2016
Murphy, Sam	2008, '09, '10
Muse, Preston	1926
Myers, Ed	1981, '82

N

Nauman, John	1971, '73
Neal, Tommy A.	1972, '73
Nelson, Peyton	2000
Newland, Josh	2000
Newman, Willie	1988
Newton, C.B. Jr.	1958, '59
Nix, Bobby	1965
Nix, Lowell Edsel	1952, '53, '54
Nomura, Rick	2015, '16
Norcott, A.	1912, '13
Norton, Delbert	1902
Nosari, Eldon Joe	1958, '59, '60
Nutt, Jeff	2007, '08
Nye, Elmer Lloyd	1967
Nye, Richie	1996
Nye, Rodney	1998, '99

O

Odom, Tony	1982
Oliver, Chris	2012, '13, '14
Oliver, Thomas P.	1929
Oquist, Mike	1987, '88, '89
Ormsby, Ban	1976
Osborn, Donald Jr.	1965
Osmon, Scott	1989
Overbey, Rogers	1955, '56, '57

P

Pagnozzi, Tom	1983
Palen, Mike	1992, '93
Parker, Blake	2004, '05, '06
Parker, Steve	1986
Parsons, Jeff	1993, '94, '95
Pate, Kyle	2015
Patten, Jonah	2015
Patterson, Dave	1985, '86
Paul, Kortney	1991, '93
Paulsen, Larry	1970, '71, '72, '73
Payne, Buck	1916
Peace, John	1971
Pearson, Jeffrey Lynn	1964, '65, '66
Pellow, Kit	1995, '96
Pennell, Tucker	2015, '16
Pendue, Monroe	1922
Person, Robert	1988
Peters, Darrell	1959, '60
Peters, Tim	1986, '87
Peters, Tony	1986
Phelan, Brian	1996, '97
Phillip, Alex	2014
Phillips, Jimmy	1987
Phillips, Lance	2014, '15
Pierce, Chad	2008
Piskor, Kirk	1989, '90, '91
Pittman, Donald	1898
Pitts, Nick	2000, '01, '02, '03
Poché, Colin	2013, '14
Pogue, Doug	1974
Pohle, Ike	1998, '99
Pomeroy, Kyler	2002, '03
Porter, A.W.	1926
Porter, Tom	1947, '48, '49
Pose, Scott	1987, '88, '89
Potts, Thomas	1898
Powell, David	1982, '83
Pratt, Haas	2003, '04
Pratt, Jordan	2010
Preston, Doyle	1993, '94
Pridemore, Harold C.	1951
Pryor, Michael Scott	1968, '69, '70, '71
Pryor, Shap Hanner	1952, '53
Ptak, V. James	1919, '20
Pufall, Ed	1974, '75
Pugh, Dennis	1973, '74
Pyle, Jason	2003

Q

Quarnstrom, Rob	1995, '96, '97, '98
-----------------	---------------------

R

Raether, Pete	1989, '91
Ragland, H.S.	1902
Ramirez, Jean	2013
Rankin, Jeremy	2000, '01
Ray, Johnny	1978, '79
Rayder, Jan Wayne	1955, '56, '57
Raynor, Arthur	1927, '28, '29
Reagan, Stephen Earl	1967, '68
Reese, Ken	1987, '88
Reeves, John Clay	2012
Reindl, Jake	2016
Renfro, Elza	1924
Reves, Arch	1905
Reyes, Mark	2012
Reynolds, Matt	2010, '11, '12
Reynolds, Ronn	1979, '80
Rhoades, Barton R.	1972
Rhoads, Chris	2006, '07
Rhodes, Dave	1977, '78
Rice, Jacob	2011
Rice, Pat	1984, '85, '86
Richards, Stephen	2007, '08, '09
Richardson, Bryant	1994
Richardson, Derrick	1984, '85
Richmond, Jonathan	2001, '02, '03
Riethmaier, Matt	1998, '99, 2000
Riley, Justin	2000
Rinehart, Jimmy Jarrell	1951, '52
Robbins	1905
Roberts, Derek	1998
Roberts, Norm	1982, '83, '84, '85
Robertson, O. Leland	1920, '22, '23
Robinson, Kyle	2010, '11
Robinson, Mike	1981, '82, '83
Robison, Stephen	2004, '05, '06, '07
Roby, Ellis	1983, '84, '85
Rock, Mike	1981, '82, '83
Rodriguez, Jordan	2016
Roehl, Scott	2001, '02, '03
Rogers, Brian	1994, '95, '96, '97
Rogers, Kenny	1980, '81
Rogers, Marty	1980, '81
Rogers, Ted Don	1957
Rogers, Weston	2016
Rogerson, J.B.	1920, '21
Roller, Robert Michael	1966
Rose, Glen	1927, '28
Rosson, Sam	1926
Rowlett, Casey	2004, '05
Rucker, Charles	1925
Rucker, Garrett	2014
Rucker, Jeff	1924, '25, '26
Rucker, Paul	1934, '35
Ruckerman, Charles	1923, '24, '25
Ruder, Russ	1981
Russell, Zac	2010

S

Sample, Charles	1910
Sample, Travis	2009, '10
Sanburn, Nolan	2011, '12
Sanburn, Parker	2015
Sawatski, Jay	2003, '04
Sayles, Rickey	1964
Schalchlin, George W.	1912
Schaufele, Louis J.	1949, '50, '51
Schmidt, Nick	2005, '06, '07
Schoonover, Wear	1929
Schrantz, Jeff	1981, '83
Schwanke, Willie	2013
Scott, H.A.	1969, '70, '71
Scott, John T.	1902
Scroggins, Cody	2016
Secrist, Brad	2007

Seibert, Shaun	2005, '06, '07, '08
Serrano, Joe	2012, '13, '14, '15
Seward, Tim	1981, '82
Shaddy, Carson	2015, '16
Shaddy, Chris	1980, '81, '82
Shawgo, Jack Edwin	1949, '50
Sheredy, Kevin	1994, '95
Sherrill, Tim	1986, '87
Shock, Billy	1980
Shoptaw, Britt	1988
Simms, Darien	2016
Simpson, Landon	2013, '14
Sisco, Mike	1986, '87
Skeels, Andy	1986, '87
Skeels, David	1992, '93, '94, '95
Skinner, Joe	2004
Slembarski, Ron	1983
Smalling, Tim	2007, '08
Smith, Austin	1925
Smith, C.S.	1913
Smith, Don Roy	1956, '57, '58
Smith, James Howard	1950, '51, '52
Smith, Jarrette Dean	1950
Smith, Josh	2005, '06
Smith, Thurman Jr.	1970, '72, '73
Smyly, Drew	2009, '10
Smyor, C.P.	1898
Snowden, Greg	1973, '74
Soden, James Paul	1962, '63, '64
Spanberger, Chad	2015, '16
Spence, Jeff	1977, '78
Spence, Thad Burke	1948
Spikes, James L.	1920, '21, '24
Spoon, Tyler	2013, '14, '15
Springston, Cliff	2008
Stafford, Joe Herman	1965, '66, '67
Stall, Carl	1992, '93
Stallings, Matt	2004
Standley, Billy Glenn	1967, '68, '69
Stanek, Ryne	2011, '12, '13
Stanley, J.H.	1905
Stanley, John	1979, '80
Stanley, Tom	1903, '06
Starkey, Chuck	1980
Stephens, Bob	1976
Stephens, G.K.	1898
Stephens, Jason	1996
Stricklin, Clayborne Jr.	1968, '69
Stidham, Phillip	1989, '90, '91
Stillwell, Rod	1988, '89
Stinson, Ryan	1992, '93
Stoakes, Sid	1909, '10
Stolzer, Robert	1957, '58
Stone, Jacob	2014, '15
Stout, S.R.	1911, '12, '13
St. Pierre, Robert	1953
Suggs, Colby	2011, '12, '13
Sutton, Mark	1976
Swope, Mark	1988, '89, '90

T

Tabor, Scott	1979, '80, '81, '82
Tacolini, Dominic	2014, '15, '16
Taft, Steve	1990, '91, '93, '94
Talbot, Jeremy	1996
Teague, James	2014, '15, '16
Tejcek, Jim	1989
Thomas	1902
Thomas, Don	1986, '87, '88, '89
Thomas, Everett William	1956, '57, '58
Thomas, O.C.	1912
Thomas, Reggie	1980, '81
Thomas, Richard	1992
Thomas, Tim	1989, '90, '92
Thomason, Dewey Jr.	1947, '48, '49, '50

Thomason, Joe Henry	1954, '55, '56
Thompson, Burl	1929
Thompson, Clark	1908
Thompson, Gerald	1978
Thompson, Henry	1976, '77, '78
Thorne, Matt	2000
Tidwell, Chad	1995, '96
Tiffie, Ronald C.	1966, '67, '68
Tisher, Mitch	2000
Todd, Jess	2007
Tompkins, Chuck	1909, '10, '11
Toops, Brady	2002, '03, '04
Trainor, Kendall	1986, '87, '88
Trapp, Charles	1930
Trigg, J.W.	1903
Trigg, Tom	1905
Trimble, Claud	1928, '29
Triplett, Gerald	1903
Troglin, Mike	1990
Tschepikow, Ben	2005, '07, '08, '09
Tucker, Jeff	1992
Tyra, John	1966, '67, '68

V

Van Every, Lynn	1986
Van Horn, Dave	1982
Vann, John S.	1910
Vaske, Terry	1992
Vent, Kevin	1998
Verhage, Terry	1968, '69, '70, '71
Vidmar, Ed	1980, '81
Villanueva, Eddie	1971
Vincenheller, G. Aston	1898, '1902
Vincent, Farrell	1971
Vinson, Matt	2010, '11, '12, '13

W

Wachter, Scott	1980, '81
Wagner, Matt	1991, '92
Wales, Ted	1970, '71, '72
Walker, Brian	2005, '06, '07
Walker, Brian	1992
Walker, Clint	1996
Walker, Doug	1991
Walker, Johnny	1975
Walkup, Jim	1928, '29
Wallace, Ed	1978, '79
Wallace, George	1922
Wallace, Larry	1976, '77, '78, '79
Walling, David	1998, '99
Wanger, Fred	1969, '70
Ward, Jim	1982, '83, '84
Warram, James	1925
Warrior, Manual	1978, '79
Washburn, Kyle	2000, '01
Washington, Fredy Lee	1968
Watkins, David	1992
Watkins, James	1902
Watts, Kern	2004
Watson, J.T.	1905, '06, '08
Watson, John R.	1905, '06
Watson, Michael	1976
Weatherford, Luke	2001, '02
Weaver, Gary Francis	1960, '61, '62
Webb, Richard	1981
Weckel, Wilfin R.	1973
Wehrle, Kendall	2009
Welker, Brad (Duke)	2007
Wells, Justin	2008, '09
Wells, S.R.	1912
Welsh, Jack	1997, '98, '99, 2000
Wernes, Bobby	2014, '15
Westerside, Kenneth	1967
Westphal, Robbie	1954, '55
Wheller, Jerry Thomas	1961, '62
Whillock, Jack	1962, '63, '64
Whitaker, Ryan	1991, '92, '93

White, Justin	2004
Whitekiller, Jerel	1998
Wiggins, Blake	2015
Wild, Michael	2006
Wilkerson, Krisjon	2014, '15
Wilkerson, Lyle Allen Jr.	1952, '53, '54
Wilkinson, Spencer	1987
Wilkins, Andy	2008, '09, '10
Wilkins, Charles	1925, '26
Willard, Matt	2006, '07
Willey, Doug	2016
Williams, Allen	1991, '92, '93, '94
Williams, Alvin Lee	1947, '48
Williams, Chris	2003
Williams, Darrell Dean	1960, '61, '62
Williams, David Lee	1968, '69, '70, '71
Williams, Jarrell	1959, '60, '61
Williams, L.J.	1919, '20, '21
Williams, Michael	1973, '74
Williams, Paul	1968, '69, '70, '71
Williams, Paul X	1927, '28, '29
Williams, Reggie	1995, '96
Williams, Robert James	1949, '50, '51
Willis, Billy Don	1967, '68
Wimot, J.C.	1898
Willmuth, John Alan	1968
Wilson, Andy	1996
Wilson, Doyle	1985, '86
Wilson, Gary	1982
Wilson, Joe Bill	1954
Wilson, Roger	1988
Wilson, Tommy	1909, '10, '11
Wise, Jake	2011, '12, '13, '14
Wishy, Andrew	2001, '02, '03
Wofford, Tim	1982, '83
Wood, David	1974
Wood, Roy	1912, '13
Woodruff, Jim	1970
Woodruff, Patrick	2002
Woods, Jeremy	1995, '96
Woods, Scott	2001, '02
Workman, Richie	1993, '94, '95, '96
Wright, A.E.	1909
Wright, Dan	1997, '98, '99
Wright, Myron Ernest	1964, '65, '66
Wright, Tyler	2012, '13
Wyles, Bill	1970, '71

Y

Yost, Matt	2003
Young, Clint	1910, '11
Young, Donald	1948
Youngblood, Jon	2000

Z

Zacher, Todd	1980, 81
Zambrana, Luis	1979, 80
Zane, Kelly	1987, 88

* Current players in bold

BATTING

Batting Average

Season:

Rank	Total (H/AB)	Year/Games
1.	.341 (723/2118)	1997 / 56
2.	.334 (593/1775)	1984 / 56
3.	.326 (740/2273)	1987 / 68
4.	.325 (548/1995)	1990 / 62
5.	.321 (704/2192)	1985 / 66
6.	.316 (666/2110)	1998 / 59
7.	.313 (655/2123)	1996 / 59
8.	.312 (525/1681)	1982 / 57
9.	.312 (533/1707)	1981 / 52
10.	.309 (240/777)	1973 / 28

At Bats

Game: 67, Texas A&M - 5/5/89

Season:

Rank	Total	Year / Games	Avg./Gm
1.	2402	2004 / 69	34.81
2.	2339	1999 / 65	35.98
3.	2276	2010 / 64	35.56
4.	2273	1987 / 68	33.43
5.	2247	2012 / 68	33.04
6.	2233	1989 / 67	33.33
7.	2207	2009 / 65	33.95
8.	2203	2007 / 64	34.42
9.	2192	1985 / 66	33.21
10.	2187	2002 / 63	34.71

Runs

Inning: 14, Saint Louis (1st) - 4/7/10

Game: 33, Southwest Baptist - 3/21/84

Season:

Rank	Total	Year / Games	Avg./Gm
1.	589	1997 / 56	10.52
2.	575	1987 / 68	8.46
3.	543	1985 / 66	8.23
4.	529	1999 / 65	8.14
5.	498	1998 / 59	8.44
6.	482	1988 / 62	7.77
7.	481	2010 / 64	7.52
	481	2007 / 64	7.52
9.	477	1996 / 59	8.08
10.	466	1989 / 67	8.96

Hits

Game: 32, Southwest Baptist - 3/21/84

Season:

Rank	Total	Year / Games	Avg./Gm
1.	740	1987 / 68	10.88
2.	723	1997 / 56	12.91
3.	705	1999 / 65	10.85
4.	704	1985 / 66	10.66
5.	697	2010 / 64	10.89
	697	2004 / 69	10.10
7.	686	1989 / 67	10.24
8.	666	1998 / 59	11.29
9.	655	1996 / 59	11.10
10.	643	2005 / 61	10.54

Doubles

Game: 11, Texas Tech - 4/13/85

Season:

Rank	Total	Year / Games	Avg./Gm
1.	172	1987 / 68	2.53
2.	168	1997 / 56	3.00
3.	153	1999 / 65	2.35
4.	142	1998 / 59	2.41
	142	1989 / 67	2.12
6.	139	1985 / 66	2.11
7.	135	2007 / 64	2.11
8.	133	2005 / 61	2.18
9.	130	2010 / 64	2.03
10.	127	1996 / 59	2.15

Triples

Game: 5, 3x, last vs. Memphis - 2/20/87

Season:

Rank	Total	Year / Games	Avg./Gm
1.	40	1979 / 64	.325
2.	38	1994 / 57	.667
	38	1987 / 68	.559
	38	1983 / 65	.585
5.	35	1989 / 67	.522
	35	1980 / 66	.530
7.	34	1993 / 59	.576
	34	1990 / 62	.548
	34	1984 / 56	.607
	34	1985 / 66	.515

Home Runs

Game: 9, Grambling State - 6/4/10

Season:

Rank	Total	Year / Games	Avg./Gm
1.	92	2010 / 64	1.44
2.	84	1999 / 65	1.29
3.	80	2009 / 65	1.23
	80	1997 / 56	1.43
5.	77	2008 / 58	1.32
6.	75	2007 / 64	1.17
7.	74	1985 / 66	1.15
8.	71	1998 / 59	1.20
9.	70	1987 / 68	1.03
10.	64	2006 / 60	1.07
	64	1988 / 62	1.03

RBI

Game: 30, S. Carolina - 3/30/97, Saint Louis - 4/7/10

Season:

Rank	Total	Year / Games	Avg./Gm
1.	525	1997 / 56	9.38
2.	498	1987 / 68	7.32
3.	473	1999 / 65	7.28
4.	470	1985 / 66	7.12
5.	459	1998 / 59	7.78
6.	449	2010 / 64	7.01
7.	433	2007 / 64	6.77
8.	420	1996 / 59	7.12
9.	417	1988 / 62	6.73
10.	416	1986 / 60	6.93



Arkansas set a team record with nine home runs in its 19-7 win over Grambling State in the 2010 NCAA Fayetteville Regional, including a career-high three homers from Brett Eibner.

Walks

Game: 19, vs. Alabama A&M - 3/12/13

Season:

Rank	Total	Year / Games	Avg./Gm
1.	361	1985 / 66	5.47
2.	355	1987 / 68	5.22
3.	325	1999 / 65	5.00
4.	309	1990 / 62	4.98
5.	304	2004 / 69	4.41
6.	301	1988 / 62	4.85
7.	290	1989 / 67	4.33
	290	1983 / 65	4.46
9.	288	2007 / 64	4.50
10.	280	1992 / 57	4.91

Total Bases

Season:

Rank	Total	Year / Games	Avg./Gm
1.	1198	1987 / 68	17.62
2.	1189	1997 / 56	21.23
3.	1133	1985 / 66	17.17
4.	1125	2010 / 64	17.58
5.	1124	1999 / 65	17.29
6.	1047	1998 / 59	17.75
7.	1012	1989 / 67	15.10
8.	1008	2007 / 64	15.75
9.	1004	2004 / 69	14.55
10.	985	1988 / 62	15.89

Strikeouts

Game: 25, Auburn - 5/19/94

Season:

Rank	Total	Year / Games	Avg./Gm
1.	518	2009 / 65	7.97
2.	482	2007 / 64	7.53
3.	462	2002 / 63	7.33
4.	454	2006 / 60	7.57
5.	451	2004 / 69	6.54
6.	445	2012 / 68	6.54
7.	441	2011 / 62	7.11
	441	1999 / 65	6.78
9.	439	2008 / 58	7.57
10.	423	2010 / 64	6.61

Stolen Bases

Game: 12, Central Missouri State - 2/28/92

Season:

Rank	Total	Year / Games	Avg./Gm
1.	155	1983 / 65	2.38
2.	142	1982 / 57	2.49
3.	136	1999 / 65	2.09
4.	133	1995 / 61	2.18
5.	123	1987 / 68	1.81
6.	122	2011 / 62	1.97
7.	119	1994 / 57	2.09
8.	117	1990 / 62	1.89
9.	115	1993 / 59	1.95
	115	1989 / 67	1.72

Slugging Percentage

Season:

Rank	Total	Year / Games
1.	.561	1997 / 56
2.	.527	1987 / 68
3.	.517	1985 / 66
4.	.504	1984 / 56
5.	.496	1998 / 59
6.	.494	2010 / 64
7.	.488	1988 / 62
8.	.486	1990 / 62
9.	.485	1986 / 60
10.	.481	1999 / 65



The 2013 Arkansas pitching staff finished the season with a school-record 1.89 team ERA, led by Ryne Stanek's 1.39 ERA, which ranked as the third-lowest single-season ERA in school history.

Sacrifice Hits

Season:

Rank	Total	Year / Games
1.	56	2011 / 62
2.	54	2014 / 54
3.	52	2013 / 61
4.	48	2012 / 68
	48	2004 / 69
6.	45	1995 / 61
	45	1982 / 57
8.	44	1987 / 68
9.	43	2009 / 65
10.	42	1976 / 47

Sacrifice Flies

Season:

Rank	Total	Year / Games
1.	42	1995 / 61
2.	40	1986 / 60
3.	37	1991 / 62
	37	1989 / 67
5.	36	2014 / 36
6.	34	2007 / 64
	34	2004 / 69
8.	32	2005 / 61
	32	1988 / 62
10.	31	2015 / 65
	31	2012 / 68
	31	1998 / 59
	31	1987 / 68

Hit By Pitch

Season:

Rank	Total	Year / Games
1.	107	2007 / 64
2.	94	2003 / 57
3.	93	2010 / 64
4.	90	1999 / 65
5.	89	2002 / 63
6.	85	2014 / 65
7.	74	2005 / 61
8.	72	2000 / 64
9.	68	2004 / 69
	68	1998 / 59

PITCHING

Innings Pitched

Game: 17.0, Auburn - 5/19/94

Season:

Rank	Total	Year / Games
1.	621.1	2004 / 69
2.	613.0	2012 / 68
3.	580.0	2009 / 65
4.	578.0	1999 / 65
5.	576.0	1989 / 67
6.	575.1	2014 / 65
7.	574.2	2010 / 64
8.	570.2	2015 / 65
9.	569.0	2007 / 64
10.	567.1	1987 / 68

ERA (Lowest)

Season:

Rank	Total	Year / Games
1.	1.89	2013 / 61
2.	2.63	2014 / 65
3.	2.74	1976 / 47
4.	2.83	2012 / 68
5.	2.84	1977 / 51
6.	2.96	1971 / 41
7.	3.00	1982 / 57
	3.00	1968 / 28
9.	3.02	1979 / 64
10.	3.18	1973 / 31

ERA (Highest)

Season:

Rank	Total	Year / Games
1.	6.27	2000 / 54
2.	6.20	1997 / 56
3.	5.90	1992 / 57
4.	5.43	1988 / 62
5.	5.28	1998 / 59
6.	5.12	1999 / 65
7.	5.05	1994 / 57
8.	5.00	2016 / 55
9.	4.92	2008 / 58
10.	4.75	1995 / 61

Team Records

Strikeouts

Game: 18, Missouri State - 3/25/09

Season:

Rank	Total	Year / Games	Avg./Gm
1.	565	2007 / 64	8.83
2.	554	1999 / 65	8.63
3.	551	2010 / 64	8.61
4.	534	2012 / 68	7.85
5.	511	2009 / 65	7.86
6.	506	1995 / 61	8.49
7.	496	1987 / 68	7.87
8.	495	1989 / 67	7.73
9.	484	2015 / 65	7.45
10.	480	1998 / 59	8.30

Walks

Game: 14, Oklahoma State - 4/4/89

Season:

Rank	Total	Year / Games	Avg./Gm
1.	315	1987 / 68	5.00
2.	314	1988 / 62	5.56
3.	297	1999 / 65	4.62
4.	295	1994 / 57	5.13
5.	290	1985 / 66	4.78
6.	287	1980 / 66	5.16
7.	282	2015 / 65	4.34
8.	275	1979 / 64	4.91
9.	264	1995 / 61	4.43
10.	263	2000 / 54	4.97

Runs Allowed

Game: 25, Oklahoma State - 1948

Season:

Rank	Total	Year / Games	Avg./Gm
1.	416	2000 / 54	7.86
2.	405	1997 / 56	7.44
3.	397	1999 / 65	6.18
4.	366	1998 / 59	6.33
5.	363	2009 / 65	5.58
6.	355	1994 / 57	6.18
7.	353	1992 / 57	6.60
8.	348	1988 / 62	6.16
9.	344	2008 / 58	5.93
	344	1987 / 68	5.46

Earned Runs Allowed

Season:

Rank	Total	Year / Games	Avg./Gm
1.	338	1997 / 56	6.21
2.	332	2000 / 54	6.27
3.	329	1999 / 65	5.12
4.	316	1992 / 67	5.90
5.	307	1988 / 62	5.43
6.	305	1998 / 57	5.28
7.	301	2009 / 65	4.63
8.	290	1994 / 57	5.05
9.	283	2008 / 58	4.88
	283	1995 / 61	4.75

Hits Allowed

Season:

Rank	Total	Year / Games	Avg./Gm
1.	686	2004 / 69	9.93
2.	624	2002 / 63	9.94
3.	595	2009 / 65	9.15
4.	590	1987 / 68	9.36
5.	581	1997 / 56	10.67
6.	579	1999 / 65	9.02
7.	568	2000 / 54	10.73
8.	567	1985 / 66	9.34
9.	562	1994 / 57	9.78
10.	558	2010 / 64	8.72

Complete Games

Season:

Rank	Total	Year / Games
1.	34	1980 / 66
2.	32	1979 / 64
3.	30	1982 / 57
4.	29	1974 / 43
5.	27	1976 / 47
6.	21	1981 / 52
7.	18	1973 / 31
8.	16	1984 / 56
9.	15	1992 / 57
	15	1970 / 32

Consecutive Shutouts

Season: 4 - 1980 (March 15-16 - 2 DHs)

Shutouts

Season:

Rank	Total	Year / Games
1.	13	1977 / 51
2.	10	2014 / 65
	10	2012 / 68
4.	9	1980 / 66
	9	1979 / 64
	9	1978 / 44
	9	1976 / 47
8.	8	2013 / 61
	8	1986 / 60
10.	7	2007 / 64
11.	6	2011 / 62
	6	1989 / 67
	6	1982 / 57

Saves

Season:

Rank	Total	Year / Games
1.	20	2011 / 62
2.	19	2013 / 61
	19	2006 / 60
4.	17	2012 / 68
	17	1989 / 67
6.	16	2009 / 65
	16	2004 / 69
	16	1987 / 68
9.	15	2015 / 65
	15	1995 / 61
	15	1990 / 62



Nick Schmidt totaled 111 strikeouts during the 2007 Razorback season. He and Jess Todd combined for 239 strikeouts, leading the Razorbacks to an SEC Western Division title. As a pitching staff, Arkansas finished the season with 565 strikeouts, the highest single-season total in school history.

TEAM FIELDING

Percentage

Season: .975 - 2015

Assists

Game: 24, Auburn - 5/19/94

Season: 746 - 2012

Putouts

Game: 51, Auburn - 5/19/94

Season: 1839 - 2012

Errors

Game: 7, 4x, last vs. Louisiana Tech - 3/20/01

Season: 115 - 1983

Double Plays

Game: 5, at South Alabama - 2/21/15

Season: 77 - 1985

Triple Plays

Game: 1, 3 times

1B Dominic Ficociello to SS Tim Carver at Mississippi State, 3/25/12;

2B Mark Burnett to SS Joe Jester to 1B Rodney Nye vs. Auburn (SEC Tournament), 5/17/98;

2B Brett Harrison to SS Jim Ward to 1B Ralph Kraus vs. Texas (1983 SWC Tournament)

TEAM MISCELLANEOUS

Longest Game, innings

17 innings, Auburn - 5/19/94

Longest Game, time

5:57, vs Texas A&M (16 innings) - 5/5/89

Most Runs, combined

Game: 40, Arkansas 32, Saint Louis 8 - 4/7/10

Most Runners Left on Base

Game: 19, vs. Tennessee - 4/20/02

Most Wins

Season: 51 - 1985, 1987, 1989

Most Losses

Season: 30 - 2000

Most Consecutive Wins

18 - 2/7/96-3/5/96

Most Consecutive Losses

13 - 4/30/16-5/21/16

Most Consecutive SEC Wins

10 - 3/21/99-4/11/99

Most Consecutive SEC Losses

18 - 3/12/00-4/28/00

Most Wins to Start Season

18 - 2/7/96-3/5/96

Most SEC Wins

22 - 1999

Most SEC Losses

23 - 2016

ATTENDANCE

Home Game

Regular season (Tickets sold):

12,589 vs. Mississippi State - 4/25/15

Regular season (Actual):

11,103 vs. LSU - 4/9/11

Home Series

Regular season (Tickets sold):

30,724 vs. LSU (three dates) - 4/12/13-4/14/13

Regular season (Actual):

29,931 vs. LSU (three dates) - 5/4/07 - 5/6/07

Home Total Season

Tickets sold: 292,734 (38 dates) - 2010

Actual: 232,218 (38 dates) - 2010

Home Average Season

Tickets sold: 8,335 (30 dates) - 2013

Actual: 6,111 (38 dates) - 2010

NCAA Postseason Home Game

12,167 vs. Missouri State - 6/6/15

(NCAA Fayetteville Super Regional)

All Games

24,228 vs. Virginia - 6/13/15

(College World Series, Omaha, Neb.)



Arkansas has finished in the top five nationally in attendance each of the last 12 years, including 2016 when Arkansas ranked fourth nationally with an average attendance of 7,815 fans per game. Two seasons ago, the Razorbacks saw the largest crowd in Baum Stadium history with 12,589 tickets sold against Mississippi State on April 25 and the largest postseason crowd in Baum Stadium history with 12,167 fans against Missouri State for Game 2 of the NCAA Fayetteville Super Regional.

INDIVIDUAL BATTING

Games

Season: 68, Haas Pratt, Casey Rowlett - 2004

Career: 246, Danny Hamblin - 2004-07

Batting Average

Season (min. 95 AB): .429, Zack Cox - 2010

Career (min. 300 AB): .377, Matt Erickson - 1995-97

At Bats

Game: 9, Scott Pose, Greg D'Alexander vs. Texas A&M - 5/5/89

Season: 269, Rodney Nye - 1999

Career: 940, Danny Hamblin - 2004-07

Runs

Game: 6, Jeremy Jackson vs. Northeastern (Okla.) State - 4/16/97;
Todd Zacher vs. Western Michigan - 2/28/81

Season: 87, Eric Hinske - 1997

Career: 241, Ryan Lundquist - 1996-99

Hits

Game: 6, Jeremy Jackson vs. Northeastern (Okla.) State - 4/16/97;
Jason McConnell vs. Vanderbilt - 3/16/97;
Kenderick Moore vs. Alabama - 5/20/95;
Jeff King vs. Houston - 4/14/84

Season: 102, Zack Cox - 2010

Career: 288, Ryan Lundquist - 1996-99

Doubles

Game: 4, Rodney Nye vs. Louisiana Tech - 3/31/98

Season: 28, Jim Kremers - 1987

Career: 68, Ryan Lundquist - 1996-99

Triples

Game: 2, by many; last by Bobby Wernes vs. North Dakota - 2/14/15

Season: 12, Troy Eklund - 1989; Johnny Ray - 1979

Career: 20, Ty Bilderback - 1992-95

Home Runs

Game: 3, Brett Eibner vs. Grambling State - 6/4/10;

Tim Smalling at Ole Miss - 4/26/08;

Aaron Murphree vs. Siena - 3/7/08;

Danny Hamblin vs. Oral Roberts - 4/12/05;

Rodney Nye at South Carolina - 5/16/99;

Ryan Lundquist vs. Central Missouri State - 3/4/97;

Scott Epps vs. SMS - 4/30/92;

Kevin McReynolds vs. TCU - 4/27/80;

Greg Snowden vs. Rice - 1974

Season: 24, Ryan Lundquist - 1997

Career: 57, Danny Hamblin - 2004-07

RBI

Game: 9, Ryan Lundquist vs. Central Missouri State - 3/4/97

Season: 82, Jeff King - 1985

Career: 232, Ryan Lundquist - 1996-99

Walks

Game: 5, Jake Dugger vs. Alabama - 5/5/06;

Jim Kremers vs. Northwest Missouri State - 3/4/85

Season: 68, Scott Loseke - 1983

Career: 163, Jake Dugger - 2004-07

Strikeouts

Game: 5, Ty Bilderback, Jeff Parsons vs. Auburn - 5/19/94

Season: 73, Brian Kirby - 1999

Career: 235, Danny Hamblin - 2004-07



Zack Cox holds the UA single-season record for batting average (.429, 2010) and hits (102, 2010).

Stolen Bases

Game: 4, four times; last by Logan Forsythe vs. Ole Miss - 5/19/07

Season: 42, Scott Loseke - 1983

Career: 95, Kenderick Moore - 1992-96

Total Bases

Game: 15, Ryan Lundquist vs. Central Missouri St. - 3/4/97

Season: 190, Ryan Lundquist - 1997

Career: 538, Ryan Lundquist - 1996-99

Extra-Base Hits

Game: 4, Brett Eibner vs. Grambling State - 6/4/10;

Andy Wilkins at Oklahoma - 5/30/09;

Danny Hamblin at Oral Roberts - 4/12/05;

Rodney Nye vs. Louisiana Tech - 3/31/98;

Ryan Lundquist vs. Central Missouri St. - 3/4/97;

Greg D'Alexander vs. Indiana State - 4/1/90;

Kirk Piskor vs. Wis.-Oshkosh - 3/19/90;

Ralph Kraus vs. TCU - 4/19/85

Season: 50, Andy Skeels - 1987

Career: 131, Ryan Lundquist - 1996-99

Slugging Percentage

Season (min. 150 AB): .819, Ryan Lundquist - 1997

Career (min. 300 AB): .694, Jeff King - 1984-86

Hit By Pitch

Game: 3, Collin Kuhn vs. Georgia - 4/18/10

Judd Kindle vs. Kansas St. - 3/10/03;

Jack Welsh vs. Florida - 3/25/00, vs. Centenary - 3/1/00

Season: 25, Collin Kuhn - 2010

Career: 53, Collin Kuhn - 2009-11

Sacrifice Hits

Game: 2, by many; last by Clark Eagan vs. St. John's - 5/31/15

Season: 15, Joe Serrano - 2013

Career: 36, Jeff Houck - 1990-93

Sacrifice Flies

Game: 2, 12 times; last by Tyler Spoon vs. Ole Miss - 3/26/15

Season: 12, Greg D'Alexander - 1989

Career: 20, Greg D'Alexander - 1987-90

INDIVIDUAL PITCHING

Wins

Season: 13, Steve Krueger - 1980; Rich Erwin - 1979

Career: 34, Scott Tabor - 1979-82

Appearances

Season: 36, Phillip Stidham - 1989, 1991

Career: 105, Phillip Stidham - 1989-91

Innings Pitched

Game: 11.2, Charlie Corbell vs. Rice - 1983

Season: 124.0, Nick Schmidt - 2007; Rich Erwin - 1979

Career: 383.1, Charley Boyce - 2003-06

Strikeouts

Game: 17, Jess Todd vs. South Carolina - 5/24/07

Season: 155, David Walling - 1999

Career: 345, Nick Schmidt - 2005-07

Walks

Game: 9, John Cebuhar vs. Missouri - 4/27/88;

Steve Parker vs. Rice - 3/15/86

Season: 73, John Cebuhar - 1987

Career: 165, Barry Lunney - 1993-97

ERA

Season (min. 45 IP): 0.95, Phillip Stidham - 1990

Career (min. 100 IP): 1.62, Phillip Stidham - 1989-91

Saves

Season: 13, Colby Suggs - 2013

Career: 33, Phillip Stidham - 1989-91

Games Started

Season: 20, DJ Baxendale - 2012

Career: 55, Charley Boyce - 2003-06

Complete Games

Season: 11, Steve Krueger - 1979, 1980

Career: 28, Scott Tabor - 1979-82

INDIVIDUAL FIELDING

Putouts

Game: 20, Andy Wilkins vs. Washington St. - 5/29/09

Season: 627, Dominic Ficociello - 2012

Career: 1,301, Danny Hamblin - 2004-07

Assists

Game: 10, 2x, last - Bo Bigham vs. Vanderbilt - 3/26/11

Season, infielder: 197, Tim Carver - 2012

Season, outfielder: 11, Jay Carpenter - 1988

11, Tyler Spoon - 2014

Career: 539, Tim Thomas - 1989-92

Errors

Game: 4, Chris Shaddy vs. TCU - 4/27/80

Season: 28, Jason McConnell - 1996

Career: 57, Allen Williams - 1991-94

INDIVIDUAL MISCELLANEOUS

Longest Hit Streak

30 games, Randy Bobb - 1987

Consecutive Hits

10, Craig Gentry - 2005

Consecutive Steals

37, Chris Clark - 1994-97

Fewest Strikeouts (min. 200 AB)

6, Keith Longoria (202 AB) - 1982

Consecutive Strikeouts (start game)

9, Jess Todd - vs. South Carolina - 5/24/07

Consecutive Batters Retired

20, Richie Nye vs. Iowa State - 1996

Tim Deitz vs. Texas A&M -1983

Consecutive Scoreless Innings Pitched

29.0, David Walling - 1998

Fewest Walks (season, min. 30 IP)

5, Jarrett Gardner (93.1 IP - 2003)

Fewest Hits (season, min. 30 IP)

12, Bill Bakewell (31 IP), 1977

Fewest Runs (season, min. 30 IP)

4, Michael Gunn (36.2 IP) - 2014

Fewest Earned Runs (season, min. 30 IP)

3, Michael Gunn (36.2 IP) - 2014

Most Defeats (season)

10, Charley Boyce - 2005

Longest Relief Appearance

9.0 IP, Les Lancaster vs. Oral Roberts - 5/9/82

Best Win Pct. by Pitcher (min. 10 decisions)

1.000, Steve Krueger (13-0) - 1980



Craig Gentry patrolled the Razorbacks' outfield in 2005 and 2006. He set the Arkansas record for most consecutive hits with 10 in 2005.



Tyler Spoon tied the single-season school record for outfield assists when he threw out 11 baserunners during the 2014 season.

Career Batting Records

GAMES PLAYED

Gms	Player	Years
1. 246	Danny Hamblin	2004-07
2. 242	Kenderick Moore	1992-96
3. 239	Jake Dugger	2004-07
4. 236	Jeff Houck	1990-93
5. 234	Don Thomas	1986-89
6. 232	Ryan Lundquist	1996-99
7. 228	Brian Kirby	1998-01
8. 226	Ralph Kraus	1983-86
9. 223	Greg D'Alexander	1987-90
223	Troy Eklund	1986-89

BATTING AVG (MIN. 300 AB)

AVG	Player	Years
1. .377	Matt Erickson	1995-97
2. .373	Dave Patterson	1985-86
3. .372	Jeff King	1984-86
4. .358	Andy Skeels	1986-87
5. .356	Randy Bobb	1987-88
6. .355	Zack Cox	2009-10
7. .350	Jeff Hoefler	2000-01
8. .349	Mark Johnson	1990-91
9. .348	Ryan Hinske	1996-98
10. .343	Scott Loseke	1982-83

AT BATS

AB	Player	Years
1. 940	Danny Hamblin	2004-07
2. 880	Kenderick Moore	1992-96
3. 874	Ryan Lundquist	1996-99
4. 863	Jake Dugger	2004-07
5. 776	Scott Hode	2002-05
6. 770	Jeff Houck	1990-93
7. 769	Allen Williams	1991-94
8. 766	Brian Kirby	1998-01
9. 759	Jack Welsh	1997-00
10. 756	Bo Bigham	2009-12
756	Tim Carver	2009-12

HITS

Hits	Player	Years
1. 288	Ryan Lundquist	1996-99
2. 284	Danny Hamblin	2004-07
3. 282	Kenderick Moore	1992-96
4. 260	Matt Erickson	1995-97
5. 247	Allen Williams	1991-94
6. 245	Ralph Kraus	1983-86
7. 243	Greg D'Alexander	1987-90
8. 242	Jake Dugger	2004-07
9. 237	Jeff King	1984-86
10. 229	Jack Welsh	1997-00

SINGLES

1B	Player	Years
1. 209	Kenderick Moore	1992-96
2. 183	Matt Erickson	1995-97
3. 176	Jeff Houck	1990-93
4. 174	Bo Bigham	2009-12
5. 165	Joe Serrano	2012-15
165	Jack Welsh	1997-00
7. 163	Danny Hamblin	2004-07
8. 162	Jake Dugger	2004-07
9. 161	Tim Carver	2009-12
10. 157	Ben Tschepikow	2005-09
157	Clay Goodwin	2002-05
157	Ryan Lundquist	1996-99

DOUBLES

2B	Player	Years
1. 68	Ryan Lundquist	1996-99
2. 62	Matt Erickson	1995-97
3. 61	Danny Hamblin	2004-07
4. 60	Allen Williams	1991-94
5. 58	Brian Kirby	1998-01
58	Jim Kremers	1985-88
58	Ralph Kraus	1983-86
8. 56	Greg D'Alexander	1987-90
56	Jeff King	1984-86
10. 55	Eric Hinske	1996-98
55	John Hennell	1978-81

TRIPLES

3B	Player	Years
1. 20	Ty Bilderback	1992-95
2. 19	Allen Williams	1991-94
3. 18	Norm Roberts	1982-85
4. 17	Troy Eklund	1986-89
17	Ralph Kraus	1983-86
6. 15	Jason McConnell	1995-97
7. 14	Scott Epps	1989-92
14	Kevin McReynolds	1979-81
14	Johnny Ray	1978-79
10. 13	Kenderick Moore	1992-96
13	Bubba Carpenter	1988-91
13	John Hennell	1978-81

HOME RUNS

HR	Player	Years
1. 57	Danny Hamblin	2004-07
2. 56	Ryan Lundquist	1996-99
3. 42	Brett Eibner	2008-10
42	Andy Wilkins	2008-10
42	Jeff King	1984-86
6. 39	Brian Kirby	1998-01
7. 35	Rodney Nye	1998-99
35	Greg D'Alexander	1987-90
9. 34	Jake Dugger	2004-07
10. 33	Ryan Fox	2001-03
33	Kevin McReynolds	1979-81

SLUGGING PCT. (MIN. 300 AB)

SLG	Player	Years
1. .695	Jeff King	1984-86
2. .681	Andy Skeels	1986-87
3. .642	Kevin McReynolds	1979-81
4. .632	Rodney Nye	1998-99
5. .616	Ryan Lundquist	1996-99
6. .608	Eric Hinske	1996-98
7. .589	Andy Wilkins	2008-10
8. .587	Brett Eibner	2008-10
.587	Norm Roberts	1982-85
10. .586	Zack Cox	2009-10

RUNS

Runs	Player	Years
1. 241	Ryan Lundquist	1996-99
2. 212	Jack Welsh	1997-00
3. 204	Kenderick Moore	1992-96
4. 202	Danny Hamblin	2004-07
5. 193	Allen Williams	1991-94
6. 188	Matt Erickson	1995-97
7. 182	Jake Dugger	2004-07
182	Troy Eklund	1986-89
9. 178	Eric Hinske	1996-98
178	Jeff King	1984-86

RBI

RBI	Player	Years
1. 233	Ryan Lundquist	1996-99
2. 219	Danny Hamblin	2004-07
3. 204	Jeff King	1984-86
4. 184	Greg D'Alexander	1987-90
5. 180	Troy Eklund	1986-89
6. 173	Eric Hinske	1996-98
173	Jim Kremers	1985-88
8. 165	Andy Wilkins	2008-10
165	Brian Kirby	1998-01
10. 159	Jake Dugger	2004-07

TOTAL BASES

TB	Player	Years
1. 538	Ryan Lundquist	1996-99
2. 522	Danny Hamblin	2004-07
3. 443	Jeff King	1984-86
4. 416	Greg D'Alexander	1987-90
5. 400	Kenderick Moore	1992-96
400	Ralph Kraus	1983-86
7. 399	Allen Williams	1991-94
8. 394	Jake Dugger	2004-07
9. 388	Brian Kirby	1998-01
10. 386	Troy Eklund	1986-89

EXTRA-BASE HITS

EBH	Player	Years
1. 131	Ryan Lundquist	1996-99
2. 121	Danny Hamblin	2004-07
3. 110	Jeff King	1984-86
4. 98	Brian Kirby	1998-01
5. 97	Allen Williams	1991-94
97	Greg D'Alexander	1987-90
7. 96	Ralph Kraus	1983-86
8. 93	Troy Eklund	1986-89
9. 91	Eric Hinske	1996-98
10. 88	Jim Kremers	1985-88

STOLEN BASES

SB	Player	Years
1. 95	Kenderick Moore	1992-96
2. 72	Scott Bridges	2002-05
3. 71	Allen Williams	1991-94
4. 68	Scott Pose	1987-89
5. 65	Jeff Houck	1990-93
6. 63	Jeff Parsons	1993-95
7. 57	Scott Loseke	1982-83
8. 50	Collin Kuhn	2009-11
50	Scott Bridges	2002-05
50	Jack Welsh	1997-00

WALKS

BB	Player	Years
1. 163	Jake Dugger	2004-07
2. 156	Tim Thomas	1989-92
3. 129	Allen Williams	1991-94
4. 121	Danny Hamblin	2004-07
121	Bubba Carpenter	1988-91
6. 120	Jeff Houck	1990-93
7. 112	Andy Wilkins	2008-10
8. 110	Scott Pose	1987-89
9. 106	Jeff Parsons	1993-95
10. 104	Jim Kremers	1985-88
104	Jeff King	1984-86
104	Ralph Kraus	1983-86

STRIKEOUTS

K	Player	Years
1. 235	Danny Hamblin	2004-07
2. 224	Brian Kirby	1998-01
3. 211	Jake Dugger	2004-07
4. 168	Ryan Lundquist	1996-99
5. 161	Brett Eibner	2008-10
6. 151	Matt Vinson	2010-13
151	Ryan Fox	2001-03
8. 146	Collin Kuhn	2009-11
9. 138	Jack Welsh	1997-00
10. 137	Tim Thomas	1989-92

SACRIFICE HITS

SH	Player	Years
1. 36	Jeff Houck	1990-93
2. 32	Joe Serrano	2012-15
3. 24	Tim Carver	2009-12
4. 22	Scott Hode	2002-05
5. 18	Jacob Morris	2011-13
18	Scott Bridges	2002-05
18	Tim Thomas	1989-92
18	Don Thomas	1986-89
9. 17	James McCann	2009-11
17	Allen Williams	1991-94

SACRIFICE FLIES

SF	Player	Years
1. 20	Greg D'Alexander	1987-90
2. 18	Jeff King	1984-86
3. 16	Danny Hamblin	2004-07
4. 15	Kenderick Moore	1992-96
15	Allen Williams	1991-94
6. 13	Jack Welsh	1997-00
13	Troy Eklund	1986-89
8. 12	Dominic Ficociello	2011-13
12	Scott Hode	2002-05
12	Eric Hinske	1996-98
12	Kyle Harris	1992-94

HIT BY PITCH

HBP	Player	Years
1. 53	Collin Kuhn	2009-11
2. 52	Jack Welsh	1997-00
3. 48	Ryan Lundquist	1996-99
4. 34	Michael Bernal	2014-15
34	Kenderick Moore	1992-96
6. 33	Joe Jester	1997-99
7. 32	Brady Toops	2002-04
8. 30	Brian Anderson	2012-14
9. 29	Casey Coon	2007-08
29	Scott Bridges	2002-05

* Current players in bold

Season Batting Records

GAMES PLAYED

Gms	Player	Year
1. 68	Haas Pratt	2004
68	Casey Rowlett	2004
3. 67	Tim Carver	2012
67	Dominic Ficociello	2012
67	Matt Reynolds	2012
67	Jake Dugger	2004
67	Jim Kremers	1987
67	Andy Skeels	1987
67	Kelly Zane	1987
10. 66	Greg D'Alexander	1989
66	Troy Eklund	1989
66	Scott Pose	1989

BATTING AVG (MIN. 95 AB)

AVG	Player	Year
1. .429	Zack Cox	2010
2. .425	Jeremy Jackson	1997
3. .417	Bill Dorothy	1969
4. .398	Matt Erickson	1997
5. .397	Ryan Lundquist	1997
.397	Ralph Kraus	1986
7. .393	Jim Kremers	1987
8. .391	Matt Erickson	1996
9. .387	Greg D'Alexander	1990
.387	Dave Patterson	1986

AT BATS

AB	Player	Year
1. 269	Rodney Nye	1999
2. 264	Tim Carver	2012
3. 263	Joe Jester	1999
4. 262	Ryan Lundquist	1999
5. 259	Collin Kuhn	2010
6. 258	Haas Pratt	2004
7. 255	Jason McConnell	1996
8. 254	Jeff King	1985
9. 253	Danny Hamblin	2004
10. 252	Dominic Ficociello	2012
252	Kenderick Moore	1995

HITS

Hits	Player	Year
1. 102	Zack Cox	2010
2. 97	Matt Erickson	1996
3. 94	Matt Erickson	1997
94	Jeremy Jackson	1997
94	Jim Kremers	1987
6. 93	Jeff King	1985
7. 92	Ryan Lundquist	1997
8. 91	Andy Skeels	1987
91	Ralph Kraus	1986
91	Dave Patterson	1986

SINGLES

1B	Player	Year
1. 78	Zack Cox	2010
2. 68	Matt Erickson	1996
3. 67	Tom Pagnozzi	1983
4. 66	Scott Pose	1989
66	Dave Patterson	1986
66	Dave Patterson	1985
7. 64	Jason McConnell	1996
8. 62	Tim Carver	2012
9. 60	Casey Rowlett	2004
60	Matt Erickson	1997
60	Kenderick Moore	1995
60	Kirk Piskor	1990
60	Greg D'Alexander	1989

DOUBLES

2B	Player	Year
1. 28	Jim Kremers	1987
2. 27	Eric Hinske	1998
27	Matt Erickson	1997
27	Ralph Kraus	1986
5. 26	Jeff King	1985
6. 25	Andrew Wishy	2003
25	Andy Skeels	1987
8. 24	Rodney Nye	1998
24	Matt Erickson	1996
24	Kelly Zane	1987

TRIPLES

3B	Player	Year
1. 12	Troy Eklund	1989
12	Johnny Ray	1979
3. 9	Bob Hughes	1994
4. 8	Kirk McConnell	2002
8	Jeremy Jackson	1997
8	Scott Loseke	1983
8	Kevin McReynolds	1979
8	Stan Ley	1971
8	David Marshall	1971
10. 7	Jason McConnell	1996
7	Ty Bilderback	1994
7	Andy Skeels	1987
7	Ralph Kraus	1986
7	Norm Roberts	1985
7	Chris Shaddy	1981

HOME RUNS

HR	Player	Year
1. 24	Ryan Lundquist	1997
2. 22	Brett Eibner	2010
22	Danny Hamblin	2007
4. 20	Andrew Benintendi	2015
20	Rodney Nye	1999
6. 19	Andy Wilkins	2009
19	Ryan Fox	2003
8. 18	Andy Skeels	1987
9. 17	Danny Hamblin	2006
17	Michael Conner	2002
17	Eric Hinske	1997
17	Jeff King	1986
17	Jeff King	1985
17	Kevin McReynolds	1980

SLUGGING PCT (MIN. 150 AB)

SLG	Player	Year
1. .819	Ryan Lundquist	1997
2. .802	Jeff King	1986
3. .763	Andy Skeels	1987
4. .734	Ralph Kraus	1986
5. .723	Kevin McReynolds	1980
6. .718	Brett Eibner	2010
7. .717	Andrew Benintendi	2015
8. .701	Jeremy Jackson	1997
.701	Jeff King	1985
10. .689	Greg D'Alexander	1990

RUNS

Runs	Player	Year
1. 87	Eric Hinske	1997
2. 86	Matt Erickson	1997
3. 83	Ryan Lundquist	1997
4. 78	Jason McConnell	1996
5. 76	Joe Jester	1999
6. 72	Dave Patterson	1986
7. 71	Jason McConnell	1997
71	Scott Loseke	1983
9. 70	Andy Skeels	1987
10. 69	Matt Erickson	1996
69	Mark Johnson	1991
69	Kelly Zane	1987

RBI

RBI	Player	Year
1. 82	Jeff King	1985
2. 78	Rodney Nye	1999
78	Ryan Lundquist	1997
4. 76	Eric Hinske	1997
76	Jim Kremers	1987
76	Andy Skeels	1987
7. 72	Jeremy Jackson	1997
8. 71	Brett Eibner	2010
71	Casey Coon	2007
71	Eric Hinske	1998

TOTAL BASES

TB	Player	Year
1. 190	Ryan Lundquist	1997
2. 184	Andy Skeels	1987
3. 178	Jeff King	1985
4. 168	Ralph Kraus	1986
5. 167	Rodney Nye	1999
6. 162	Andrew Benintendi	2015
7. 161	Collin Kuhn	2010
8. 159	Kevin McReynolds	1980
9. 158	Jim Kremers	1987
10. 155	Brett Eibner	2010
155	Eric Hinske	1997
155	Jeremy Jackson	1997

EXTRA-BASE HITS

EBH	Player	Year
1. 50	Andy Skeels	1987
2. 48	Ryan Lundquist	1997
3. 47	Jeff King	1985
4. 46	Ralph Kraus	1986
5. 42	Jim Kremers	1987
42	Jeff King	1986
7. 39	Brett Eibner	2010
39	Rodney Nye	1999
39	Rodney Nye	1998
10. 38	Collin Kuhn	2010
38	Eric Hinske	1998

STOLEN BASES

SB	Player	Year
1. 42	Scott Loseke	1983
2. 35	Joe Jester	1999
35	Gary Jones	1982
4. 32	Jeff Parsons	1995
5. 29	Kenderick Moore	1996
29	Allen Williams	1992
7. 28	Ty Bilderback	1995
28	Scott Pose	1989
9. 27	Jim Ward	1984
10. 26	Kenderick Moore	1995
26	Mark Johnson	1990
26	Dan Campbell	1987

WALKS

BB	Player	Year
1. 68	Scott Loseke	1983
2. 58	Gary Jones	1982
3. 57	Jeff King	1986
4. 54	Tim Thomas	1990
5. 53	Mark Burnett	1999
6. 50	Andrew Benintendi	2015
50	Jake Dugger	2004
8. 49	Chase Leavitt	2009
9. 48	Andy Wilkins	2009
48	Tim Thomas	1992

STRIKEOUTS

K	Player	Year
1. 73	Brian Kirby	1999
2. 69	Danny Hamblin	2007
3. 65	Zack Cox	2009
4. 62	Danny Hamblin	2006
5. 61	Tim Smalling	2008
61	Brian Kirby	2000
7. 60	Brett Eibner	2009
60	Danny Hamblin	2004
9. 56	Jake Dugger	2007
56	Michael Conner	2002

SACRIFICE HITS

SH	Player	Year
1. 15	Joe Serrano	2013
2. 11	Jeff Houck	1992
3. 10	Tim Carver	2012
10	Jacob Morris	2012
10	Jeff Houck	1993
10	Ron Moore	1987
7. 9	Brady Toops	2004
9	Matt Erickson	1995
9	David Williams	1971
10. 8	Matt Reynolds	2011
8	Collin Kuhn	2009
8	Kenderick Moore	1995
8	Jeff Parsons	1994
8	Jeff Houck	1991
8	Tim Thomas	1990
8	Don Thomas	1988
8	Dan Lambeth	1982

SACRIFICE FLIES

SF	Player	Year
1. 12	Greg D'Alexander	1989
2. 9	Eric Hinske	1997
3. 8	Brian Anderson	2014
8	Jack Welsh	1999
5. 7	Tyler Spoon	2015
7	Scott Hode	2004
7	Allen Williams	1994
7	Kyle Harris	1992
7	Jeff King	1986
7	Doyle Wilson	1985
7	Kevin McReynolds	1979

HIT BY PITCH

HBP	Player	Year
1. 25	Collin Kuhn	2010
2. 22	Joe Jester	1999
3. 21	Casey Coon	2007
4. 18	Michael Bernal	2014
18	Michael Conner	2002
18	Jack Welsh	2000
7. 17	Brady Toops	2004
8. 16	Collin Kuhn	2011
16	Jack Welsh	1998
10. 15	Brian Anderson	2014
15	Ryan Fox	2003
15	Jack Welsh	1999

* Current players in bold

Career Pitching Records

APPEARANCES

APP	Player	Years
1. 105	Phillip Stidham	1989-91
2. 87	Charley Boyce	2003-06
3. 82	Rob Quarnstrom	1995-98
4. 78	Josh Merryman	2000-03
5. 77	Barrett Astin	2011-13
6. 71	Brandon Moore	2011-13
71	Wes McCrotty	1998-01
8. 69	Zach Jackson	2014-16
69	Trent Daniel	2011-13
10. 68	DJ Baxendale	2010-12
68	Mike Bolsinger	2008-10

VICTORIES

Wins	Player	Years
1. 34	Scott Tabor	1979-82
2. 30	Charley Boyce	2003-06
3. 28	Nick Schmidt	2005-07
4. 26	Dennis Fletcher	1986-89
5. 25	Brian Cook	1990-93
6. 24	Matt Carnes	1995-97
7. 23	Doug Bennett	1989-91
23	Kevin Campbell	1984-86
23	Steve Krueger	1979-80
23	Rich Erwin	1976-79

SAVES

Saves	Player	Years
1. 33	Phillip Stidham	1989-91
2. 15	Zach Jackson	2014-16
15	Barrett Astin	2011-13
15	Bill Bakewell	1977-79
5. 14	Tim Deitz	1983-95
6. 13	Colby Suggs	2011-13
13	Stephen Richards	2007-09
13	Les Lancaster	1982-84
9. 12	Tim Peters	1986-87
10. 10	DJ Baxendale	2010-12
10	Jay Sawatski	2003-04

COMPLETE GAMES

CG	Player	Years
1. 28	Scott Tabor	1979-82
2. 22	Steve Krueger	1979-80
3. 18	Terry Verhage	1968-71
4. 16	Kevin Campbell	1984-86
5. 15	Matt Carnes	1995-97
6. 14	Rich Erwin	1976-79
14	Mark McClain	1976-77
14	Larry Paulsen	1970-73
9. 13	Charlie Corbell	1982-83
10. 10	Brian Cook	1990-93
10	Warren Hemm	1975-76

GAMES STARTED

GS	Player	Years
1. 55	Charley Boyce	2003-06
2. 52	Nick Schmidt	2005-07
3. 49	Randall Fant	2010-13
4. 46	Kevin Campbell	1984-86
46	Scott Tabor	1979-82
6. 45	Ryne Stanek	2011-13
7. 44	Dennis Fletcher	1986-89
8. 43	Charlie Isaacson	1999-02
9. 42	Barry Lunney Jr.	1993-97
42	Brent Birch	1990-93
42	Brian Cook	1990-93

INNINGS PITCHED

IP	Player	Years
1. 383.1	Charley Boyce	2003-06
2. 368.0	Scott Tabor	1979-82
3. 340.1	Nick Schmidt	2005-07
4. 306.0	Matt Carnes	1995-97
5. 301.2	Kevin Campbell	1984-86
6. 278.0	Charlie Isaacson	1999-02
7. 272.2	Brent Birch	1990-93
8. 265.0	Rich Erwin	1976-79
9. 261.2	Ray Harris	1985-88
10. 260.0	Brian Cook	1990-93

STRIKEOUTS

K	Player	Years
1. 345	Nick Schmidt	2005-07
2. 301	Matt Carnes	1995-97
3. 283	David Walling	1998-99
4. 261	Scott Tabor	1979-82
5. 229	Charley Boyce	2003-06
6. 225	Gerald Hannahs	1971-74
7. 223	Mike Oquist	1987-89
8. 219	Charlie Isaacson	1999-02
9. 217	DJ Baxendale	2010-12
10. 216	Rob Quarnstrom	1995-98

WALKS

BB	Player	Years
1. 165	Barry Lunney Jr.	1993-97
2. 164	Kevin Campbell	1984-86
3. 161	Dennis Fletcher	1986-89
4. 158	Scott Tabor	1979-82
5. 141	John Cebuhar	1987-88
6. 140	Nick Schmidt	2005-07
7. 129	Matt Carnes	1995-97
8. 122	Charlie Isaacson	1999-02
9. 119	Butch Hopkins	1967-69
10. 118	Scott Brocail	1991-94

ERA (MIN. 100 IP)

ERA	Player	Years
1. 1.62	Phillip Stidham	1989-91
2. 1.66	Steve Krueger	1979-80
3. 2.05	Jalen Beeks	2013-14
4. 2.11	Barrett Astin	2011-13
5. 2.17	Tim Lollar	1977-78
6. 2.28	Zach Jackson	2014-15
7. 2.35	David Rhodes	1977-78
8. 2.55	Ryne Stanek	2011-13
9. 2.64	Chris Oliver	2012-14
10. 2.67	Scott Tabor	1979-82

* Current players in bold



Charley Boyce is the Razorbacks' all-time leader in innings pitched and starts.



Nick Schmidt, Brian McLelland and Devin Collis combined for the 12th no-hitter in school history on Feb. 12, 2006 vs. Oklahoma State. Schmidt (pictured above) hurled the first six innings with McLelland pitching the seventh and Collis closing things out in the eighth and ninth innings.

ARKANSAS NO-HITTERS

Player	Opponent	Score	Date
*Rich Erwin	Missouri Southern	0-0	3/12/76
David Rhodes	Northeastern (Okla.) State	2-0	3/1/77
Scott Glanz	North Dakota State	10-1	3/17/82
Tim Deitz	Texas A&M	3-0	4/2/83
#Fred Faust	Southwest Baptist	21-0	3/21/84
+Steve Parker	Texas A&M	10-0	3/29/86
Dennis Fletcher, Tim Sherrill, Tim Peters	St. Louis	9-0	3/11/87
Brian Cook, Brian Dennison	Evangel	10-0	4/2/91
Todd Abbott	Vanderbilt	6-0	4/1/94
Richie Nye	Iowa State	14-0	3/1/96
Scott Roehl	Kansas State	2-0	3/20/01
Nick Schmidt, Brian McLelland, Devin Collis	Oklahoma State	3-0	2/11/06

* - 10.2 IP; # - 5.0 IP; + - 7.0 IP

Season Pitching Records

APPEARANCES

APP	Player	Year
1. 36	Phillip Stidham	1991
36	Phillip Stidham	1989
3. 34	Tim Deitz	1985
4. 33	Devin Collis	2006
33	Phillip Stidham	1990
33	Bobby Edwards	1987
7. 32	Barrett Astin	2012
32	Boyd Goodner	2004
32	Les Lancaster	1983
10. 31	Stephen Richards	2009
31	Kevin Vent	1999

VICTORIES

Wins	Player	Year
1. 13	Steve Krueger	1980
13	Rich Erwin	1979
3. 11	Nick Schmidt	2007
11	Charley Boyce	2005
11	Bobby Edwards	1988
11	John Cebuhar	1987
11	Fred Farwell	1985
11	Scott Tabor	1981
9. 10	Ryne Stanek	2013
10	DJ Baxendale	2011
10	Nick Schmidt	2007
10	Charley Boyce	2004
10	Jay Sawatski	2004
10	David Walling	1999
10	David Walling	1998
10	Matt Carnes	1996
10	Doug Bennett	1990
10	Dennis Fletcher	1989
10	Mike Oquist	1989
10	Kevin Campbell	1985
10	Charlie Corbell	1983
10	Steve Krueger	1979
10	Scott Tabor	1979

SAVES

Sv	Player	Year
1. 13	Colby Suggs	2013
2. 12	Phillip Stidham	1989
12	Tim Deitz	1985
4. 11	Barrett Astin	2012
11	Phillip Stidham	1990
6. 10	Phillip Stidham	1991
7. 9	Zach Jackson	2015
9	Stephen Richards	2009
9	Devin Collis	2006
9	Jason Stephens	1996

COMPLETE GAMES

CG	Player	Year
1. 11	Steve Krueger	1980
11	Steve Krueger	1979
3. 10	Scott Tabor	1981
10	Rich Erwin	1979
10	Larry Paulsen	1972
6. 8	Mark McClain	1976
7. 7	Charlie Corbell	1982
7	Warren Hemm	1976
9. 6	Eight others	

GAMES STARTED

GS	Player	Year
1. 20	DJ Baxendale	2012
2. 19	Charley Boyce	2004
19	Clint Brannon	2004
4. 18	Keaton McKinney	2015
18	Nick Schmidt	2007
18	Duke Welker	2007
18	John Cebuhar	1987
18	Kevin Campbell	1985
18	Fred Farwell	1985
10. 17	Ryne Stanek	2012
17	Brett Eibner	2009
17	Dallas Keuchel	2009
17	Nick Schmidt	2006
17	Nick Schmidt	2005
17	Matt Carnes	1996

INNINGS PITCHED

IP	Player	Year
1. 124.0	Nick Schmidt	2007
124.0	Rich Erwin	1979
3. 122.1	Charley Boyce	2005
4. 121.1	David Walling	1999
5. 120.2	Fred Farwell	1985
6. 117.0	Nick Schmidt	2007
117.0	Matt Carnes	1996
8. 116.2	Nick Schmidt	2006
116.2	Scott Cunningham	1994
10. 115.2	John Cebuhar	1987

STRIKEOUTS

K	Player	Year
1. 155	David Walling	1999
2. 145	Nick Schmidt	2006
3. 128	Jess Todd	2007
128	David Walling	1998
5. 114	Drew Smyly	2010
6. 111	Nick Schmidt	2007
111	Matt Carnes	1995
8. 106	John Cebuhar	1987
9. 105	Matt Carnes	1996
10. 97	Charlie Isaacson	1999

WALKS

BB	Player	Year
1. 73	John Cebuhar	1987
2. 71	Kevin Campbell	1985
3. 68	John Cebuhar	1988
4. 65	Barry Lunney Jr.	1994
5. 58	Scott Cunningham	1994
58	Dennis Fletcher	1988
7. 55	Darrel Akerfelds	1982
55	Scott Tabor	1979
9. 53	Charlie Isaacson	1999
53	Stuart Huchingson	1980

ERA (MIN. 45 IP)

ERA	Player	Year
1. 0.95	Phillip Stidham	1990
2. 1.20	Phillip Stidham	1991
3. 1.39	Ryne Stanek	2013
4. 1.49	Tim Brewer	1973
5. 1.50	Boyd Goodner	2004
6. 1.58	DJ Baxendale	2011
7. 1.59	Steve Krueger	1980
8. 1.73	Steve Krueger	1979
9. 1.79	Barrett Astin	2013
10. 1.93	David Rhodes	1978
1.93	Gerald Hannahs	1971

* Current players in bold



Phillip Stidham holds the UA single-season record for appearances (36) and ERA (0.95).

FRESHMAN RECORDS

HITTING

Games Played		
67	Jake Dugger	2004
Batting Average		
.383	Jeff King	1984
At Bats		
253	Danny Hamblin	2004
Hits		
75	Dominic Ficociello	2011
75	Jeff King	1984
Doubles		
19	Danny Hamblin	2004
Triples		
8	Kevin McReynolds	1979

Home Runs		
13	Zack Cox	2009
Runs		
53	Danny Hamblin	2004
53	Jeff Houck	1990
RBI		
55	Jeff King	1984
Stolen Bases		
23	Jeff Houck	1990
Total Bases		
122	Danny Hamblin	2004
Walks		
50	Jake Dugger	2004
Strikeouts		
65	Zack Cox	2009

Sacrifice Hits		
9	Matt Erickson	1995
Sacrifice Flies		
7	Kyle Harris	1992
7	Kevin McReynolds	1979
Hit by Pitch		
12	Ryan Lundquist	1996
PITCHING		
Wins		
10	Scott Tabor	1979
ERA (min: 45 IP)		
1.93	Gerald Hannahs	1971
Innings Pitched		
99.2	Nick Schmidt	2005
99.2	Charlie Isaacson	1999

Appearances		
36	Phillip Stidham	1989
Saves		
12	Phillip Stidham	1989
Complete Games		
5	Kevin Campbell	1984
Starts		
18	Keaton McKinney	2015
Strikeouts		
111	Matt Carnes	1995
Walks		
55	Scott Tabor	1979

Year-By-Year Records

Year	Overall				Conference			Coach
	W	L	T	Pct.	W	L	Pct.	
1897	2	4	0	.333				None Appointed
1901	5	1	0	.833				None Appointed
1902	2	7	0	.222				None Appointed
1903	6	2	0	.750				None Appointed
1905	5	4	0	.556				None Appointed
1908	18	5	0	.783				Hugo Bezdek
1909	12	5	0	.705				Hugo Bezdek
1910	12	8	0	.600				Hugo Bezdek
1911	9	5	0	.791				Hugo Bezdek
1912	7	8	0	.467				Hugo Bezdek
1913	13	6	0	.684				Hugo Bezdek
1914	14	5	0	.737				E.T. Pickering
1915	19	7	0	.731				E.T. Pickering
1916	10	5	0	.667				T.T. McConnell
1919	5	3	0	.625				Claude Watts
1920	3	3	0	.500				Claude Watts
1922	0	6	0	.000	0	6	.000	Norman Coyle
1923	5	11	0	.313	2	5	.286	Francis Schmidt
1924	3	11	0	.214	0	8	.000	Francis Schmidt
1925	5	11	0	.313	1	11	.083	Francis Schmidt
1926	4	13	0	.235	1	10	.091	Francis Schmidt
1927	8	5	0	.615				Francis Schmidt
1928	7	6	0	.538				Francis Schmidt
1929	6	7	0	.461				Francis Schmidt
(Baseball discontinued 1930-46)								
1947	4	8	0	.333				Deke Brackett
1948	12	9	0	.571				Deke Brackett
1949	7	5	0	.538				Deke Brackett
1950	6	6	0	.500				Bill Ferrell
1951	10	7	0	.588				Bill Ferrell
1952	6	9	0	.400				Bill Ferrell
1953	7	11	0	.388				Bill Ferrell
1954	5	16	0	.238				Bill Ferrell
1955	11	11	0	.500				Bill Ferrell
1956	14	6	0	.700				Bill Ferrell
1957	6	7	0	.462				Bill Ferrell
1958	8	10	0	.444				Bill Ferrell
1959	6	8	0	.429				Bill Ferrell
1960	14	9	0	.609				Bill Ferrell
1961	9	8	0	.529				Bill Ferrell
1962	13	7	0	.650				Bill Ferrell
1963	13	10	0	.565				Bill Ferrell
1964	8	10	0	.444				Bill Ferrell
1965	3	14	0	.176				Bill Ferrell
1966	4	16	0	.200				Wayne Robbins
1967	15	14	0	.517				Wayne Robbins
1968	13	11	0	.541				Wayne Robbins
1969	18	10	0	.643				Wayne Robbins
1970	19	13	0	.594				Norm DeBriyn
1971	23	18	1	.560				Norm DeBriyn
1972	16	16	0	.500				Norm DeBriyn
1973	23	7	1	.758				Norm DeBriyn
1974	22	21	0	.512	9	15	.375	Norm DeBriyn
1975	20	22	0	.476	8	14	.364	Norm DeBriyn
1976	31	15	1	.670	12	12	.500	Norm DeBriyn
1977	33	18	0	.647	14	10	.583	Norm DeBriyn
1978	31	13	0	.705	18	6	.750	Norm DeBriyn
1979	49	15	0	.766	19	5	.792	Norm DeBriyn
1980	44	22	0	.667	15	8	.652	Norm DeBriyn
1981	31	21	0	.596	12	9	.571	Norm DeBriyn
1982	40	15	2	.719	13	8	.619	Norm DeBriyn
1983	44	21	0	.677	13	8	.619	Norm DeBriyn
1984	40	16	0	.714	12	9	.571	Norm DeBriyn
1985	51	15	0	.773	13	7	.650	Norm DeBriyn
1986	43	17	0	.717	15	6	.714	Norm DeBriyn
1987	51	16	1	.757	17	4	.810	Norm DeBriyn
1988	39	23	0	.629	12	9	.571	Norm DeBriyn
1989	51	16	0	.761	17	4	.810	Norm DeBriyn
1990	47	15	0	.758	16	5	.762	Norm DeBriyn
1991	40	22	0	.645	10	11	.476	Norm DeBriyn
1992	31	26	0	.544	10	13	.436	Norm DeBriyn
1993	33	26	0	.559	11	16	.407	Norm DeBriyn

Year	Overall				Conference			Coach
	W	L	T	Pct.	W	L	Pct.	
1994	30	27	0	.526	13	13	.500	Norm DeBriyn
1995	38	23	0	.623	13	15	.468	Norm DeBriyn
1996	39	20	0	.661	15	15	.500	Norm DeBriyn
1997	36	20	0	.643	15	14	.517	Norm DeBriyn
1998	38	21	0	.644	13	14	.481	Norm DeBriyn
1999	42	23	0	.646	22	8	.733	Norm DeBriyn
2000	24	30	0	.444	8	20	.286	Norm DeBriyn
2001	27	29	0	.482	11	19	.367	Norm DeBriyn
2002	35	28	0	.556	13	14	.481	Norm DeBriyn
2003	35	22	0	.614	14	16	.467	Dave Van Horn
2004	45	24	0	.652	19	11	.633	Dave Van Horn
2005	39	22	0	.639	13	17	.433	Dave Van Horn
2006	39	21	0	.650	18	12	.600	Dave Van Horn
2007	43	21	0	.672	18	12	.600	Dave Van Horn
2008	34	24	0	.586	14	15	.483	Dave Van Horn
2009	41	24	0	.631	14	15	.483	Dave Van Horn
2010	43	21	0	.672	18	12	.600	Dave Van Horn
2011	40	22	0	.645	15	15	.500	Dave Van Horn
2012	46	22	0	.676	16	14	.533	Dave Van Horn
2013	39	22	0	.639	18	11	.621	Dave Van Horn
2014	40	25	0	.615	16	14	.533	Dave Van Horn
2015	40	25	0	.615	17	12	.586	Dave Van Horn
2016	26	29	0	.473	7	23	.233	Dave Van Horn
Totals	2,103	1,344	6	.610	610	550	.526	

Team Records - Season

All-Time Record/Seasons:

2,103-1,344-6 (.610)/94

All-Time Conference Record/Seasons:

Southeastern Conference - 361-360 (.501)/25

Southwest Conference - 249-190 (.567)/23

Total Conference Record - 610-550 (.526)/48

Razorback All-Time Head Coaching Records

Coach	W	L	T	Pct.	Tenure (Yrs.)
None	20	18	0	.527	1897-1905 (9)
Hugo Bezdek	81	37	0	.704	1908-13 (6)
E.T. Pickering	23	12	0	.657	1914-15 (2)
T.T. McConnell	10	5	0	.667	1916 (1)
Claude Watts	8	6	0	.571	1919-20 (2)
Norman Coyle	0	6	0	.000	1922 (0)
Francis Schmidt	38	64	0	.373	1923-29 (7)
Deke Brackett	23	22	0	.511	1947-49 (3)
Bill Ferrell	139	149	0	.483	1950-65 (16)
Wayne Robbins	50	51	0	.495	1966-69 (4)
Norm DeBriyn	1,161	650	6	.640	1970-2002 (33)
Dave Van Horn	550	324	0	.629	2003-Present (14)
Totals	2,103	1,344	6	.610	



SEC legend Norm DeBriyn and current head coach Dave Van Horn have combined for 1,711 of Arkansas' 2,103 total wins in program history.

Record By Date

February

Day	W-L	Win %	Home	Away	Neu.
2	1-0	1.000	0-0	1-0	0-0
3	0-1	.000	0-0	0-1	0-0
4	2-0	1.000	1-0	1-0	0-0
5	1-0	1.000	1-0	0-0	0-0
6	1-0	1.000	1-0	0-0	0-0
7	1-0	1.000	1-0	0-0	0-0
8	0-0	.000	0-0	0-0	0-0
9	2-3	.400	1-0	1-3	0-0
10	4-3	.571	1-0	2-3	1-0
11	10-1	.909	5-0	4-1	1-0
12	5-2	.714	4-0	0-2	1-0
13	7-3	.700	5-1	2-1	0-1
14	11-11	.885	8-0	2-0-1	1-1
15	11-3	.785	8-1	2-1	1-1
16	10-4	.714	8-1	2-2	0-1
17	14-2	.875	10-1	3-1	1-0
18	14-3	.824	10-2	2-1	2-0
19	16-5	.762	15-2	1-3	0-0
20	13-4	.765	11-2	2-0	0-2
21	16-2	.889	13-2	2-0	1-0
22	19-5	.792	19-2	0-2	0-1
23	18-3	.857	17-2	1-1	0-0
24	14-5	.737	13-4	1-1	0-0
25	21-5	.808	20-2	0-3	1-0
26	11-8	.579	9-4	1-3	1-1
27	18-7	.720	15-3	2-2	1-2
28	17-4	.810	9-0	2-1	6-3
29	7-1	.875	3-0	1-1	3-0
Totals	264-75-1	.778	208-29	35-33-1	21-13

March

Day	W-L	Win %	Home	Away	Neu.
1	16-12	.571	9-5	2-5	5-2
2	24-9	.727	16-3	3-3	5-3
3	11-8	.579	7-2	1-2	3-4
4	20-6	.769	15-2	2-3	3-1
5	22-5	.815	18-2	4-3	0-0
6	20-9	.690	14-5	4-3	2-1
7	15-9	.625	14-2	0-5	1-2
8	20-5-1	.788	18-2-1	1-3	1-0
9	19-15	.559	17-8	2-7	0-0
10	29-6	.829	24-4	5-2	0-0
11	19-6	.760	17-3	2-3	0-0
12	15-11-1	.574	13-5-1	1-6	1-0
13	27-5	.844	24-2	3-1	0-2
14	24-9	.727	20-2	1-7	3-0
15	21-14	.600	19-6	0-7	2-1
16	28-4	.875	20-1	7-2	1-1
17	27-12	.692	16-5	7-7	4-0
18	19-12	.613	10-6	8-5	1-1
19	20-14-1	.583	12-2-1	7-10	1-2
20	21-12	.636	10-3	10-8	1-1
21	28-12	.700	18-5	10-7	0-0
22	24-13	.648	14-6	9-7	1-0
23	23-13	.638	14-3	9-10	0-0
24	14-11	.560	7-6	7-4	0-1
25	30-12	.714	25-6	4-6	1-0
26	20-13-1	.603	17-9-1	2-3	1-1
27	26-13	.667	19-5	6-2	1-6
28	21-14	.600	14-5	6-4	1-5
29	11-19	.367	8-6	3-11	0-2
30	15-14	.517	11-4	4-10	0-0
31	25-8	.758	14-5	9-3	2-0
Totals	654-325-4	.667	474-130-4	139-159	41-36

April

Day	W-L	Win %	Home	Away	Neu.
1	21-14	.600	11-3	10-9	0-2
2	14-14	.500	4-6	10-7	0-1
3	22-10	.688	11-2	11-7	0-1
4	18-17	.514	9-10	9-7	0-0
5	22-12	.647	16-3	6-9	0-0
6	18-16	.529	14-10	4-6	0-0
7	22-7	.759	16-3	6-4	0-0
8	22-12	.647	19-8	3-4	0-0
9	23-9	.719	18-3	5-6	0-0
10	13-15	.464	8-8	5-7	0-0
11	20-12	.625	11-4	9-8	0-0
12	13-16	.448	9-3	4-13	0-0
13	23-11	.676	16-6	7-5	0-0
14	19-14	.576	14-8	4-6	1-0
15	25-11	.694	17-3	8-8	0-0
16	16-14	.533	8-5	8-9	0-0
17	21-10	.677	13-2	8-8	0-0
18	19-12	.613	11-1	8-11	0-0
19	22-14	.611	6-6	16-7	0-1
20	19-14	.575	15-4	2-10	2-0
21	20-16	.556	14-5	5-11	1-0
22	13-15	.444	3-4	10-11	0-0
23	20-15	.571	12-5	8-9	0-1
24	19-11	.633	8-6	11-3	0-2
25	14-15	.483	7-2	6-13	1-0
26	14-16	.467	8-5	6-10	0-1
27	21-14	.600	5-3	15-11	1-0
28	14-10	.583	7-3	7-6	0-1
29	21-6	.777	14-1	6-3	1-2
30	21-9	.700	15-4	6-4	0-1
Totals	569-381	.599	339-136	223-232	7-13

May

Day	W-L	Win %	Home	Away	Neu.
1	10-13	.435	6-11	3-2	1-0
2	12-15	.444	9-9	3-6	0-0
3	12-7	.632	8-3	4-4	0-0
4	12-12	.500	10-7	2-5	0-0
5	11-6	.647	6-5	5-1	0-0
6	12-5	.706	11-3	1-2	0-0
7	11-7	.611	6-1	5-6	0-0
8	8-15	.348	5-3	3-10	0-2
9	11-8	.578	6-1	3-7	2-0
10	9-9	.500	6-3	3-5	0-1
11	10-8	.555	6-3	3-5	1-0
12	16-5	.762	5-1	10-2	1-2
13	7-12	.368	2-3	2-7	3-2
14	8-14	.364	2-5	3-7	3-2
15	14-13	.519	4-5	7-4	3-4
16	6-11	.353	0-3	4-7	2-1
17	11-4	.733	5-2	3-1	3-1
18	5-8	.385	3-2	1-5	1-1
19	9-6	.600	4-2	1-2	4-2
20	5-9	.357	1-3	0-2	4-4
21	7-8	.467	4-2	1-1	2-5
22	10-8	.556	0-2	3-1	7-5
23	7-8	.466	1-0	0-0	6-8
24	3-6	.333	0-0	0-0	3-6
25	2-6	.250	0-0	1-0	1-6
26	6-5	.545	0-0	0-1	6-4
27	3-6	.333	0-0	0-0	3-6
28	3-4	.429	1-0	0-1	2-3
29	4-3	.571	1-2	0-0	3-1
30	3-3	.500	1-0	1-0	1-3
31	6-4	.600	0-0	0-2	6-2
Totals	253-248	.505	113-81	72-97	68-71

June

Day	W-L	Win %	Home	Away	Neu.
1	6-1	.857	1-0	0-1	5-0
2	3-4	.429	0-2	1-1	2-1
3	5-4	.556	2-1	0-0	3-3
4	5-1	.833	2-1	1-0	2-0
5	6-3	.667	3-1	1-2	2-0
6	4-5	.444	2-2	1-1	1-2
7	3-0	1.000	2-0	1-0	0-0
8	0-3	.000	0-0	0-1	0-2
9	0-2	.000	0-0	0-2	0-0
10	1-0	1.000	0-0	1-0	0-0
11	2-0	1.000	1-0	1-0	0-0
12	1-1	.500	1-0	0-1	0-0
13	1-2	.333	0-0	0-1	1-1
14	0-0	.000	0-0	0-0	0-0
15	0-2	.000	0-0	0-0	0-2
16	1-0	1.000	0-0	0-0	1-0
17	1-0	1.000	0-0	0-0	1-0
18	1-1	.500	0-0	0-0	1-1
19	0-2	.000	0-0	0-0	0-2
20	0-0	.000	0-0	0-0	0-0
21	0-1	.000	0-0	0-0	0-1
22	0-1	.000	0-0	0-0	0-1
Totals	40-33	.548	14-7	7-10	19-16

*Bold indicates 2017 game date



Ben Tschepikow broke out for the Razorbacks in May of 2009, hitting .356 with 21 hits and 12 RBI.



Tim Carver got off to a red hot start in 2012, hitting .462 in February with 12 hits, eight runs scored and nine RBI.



Haas Pratt caught fire in April of 2004, hitting .351 with 27 hits, nine doubles and 21 RBI to spark a CWS run.



Joe Serrano had a June to remember in 2012, hitting .444 with 12 hits to lead Arkansas to the CWS.

Year-By-Year Hitting

Year	G	AB	R	H	Avg.	2B	3B	HR	RBI	TB	Slg.%	BB	HBP	SO	SB	SF	SH	E
1968	24	739	146	215	.291	41	9	8	124	290	.403	125	10	118	37	-	17	-
1969	28	841	171	252	.300	44	7	23	145	379	.451	127	-	141	38	-	-	-
1970	32	890	193	247	.278	31	13	14	142	346	.389	138	7	154	49	-	30	-
1971	41	1166	221	320	.274	53	22	17	180	468	.401	142	12	183	66	-	30	-
1972	34	963	140	242	.251	32	16	11	116	339	.352	100	7	173	33	-	25	-
1973	28	777	167	240	.309	31	7	18	140	339	.436	124	8	117	50	-	11	-
1974	43	1256	209	335	.266	49	7	27	175	456	.363	157	12	216	42	-	28	55
1975	42	1193	186	297	.249	49	16	4	143	400	.335	169	17	183	51	-	24	75
1976	47	1382	226	379	.274	55	16	21	195	529	.383	194	9	194	72	-	42	-
1977	51	1459	225	356	.244	51	14	20	194	495	.339	191	20	246	79	13	14	-
1978	44	1288	235	347	.269	52	21	22	194	507	.394	224	13	173	89	14	11	60
1979	64	1978	393	600	.303	115	40	47	351	936	.473	246	22	245	75	28	23	91
1980	66	2023	408	624	.308	107	35	57	357	972	.480	221	14	268	78	22	11	108
1981	52	1707	398	533	.312	96	25	38	351	793	.465	236	9	251	69	26	22	73
1982	57	1681	349	525	.312	69	26	21	286	709	.422	223	13	218	142	30	45	74
1983	65	2079	437	618	.297	112	38	31	367	899	.432	290	28	345	155	26	20	115
1984	56	1775	439	593	.334	100	34	45	373	896	.504	247	32	230	103	30	25	88
1985	66	2192	543	704	.321	139	34	74	470	1133	.517	361	25	356	95	24	25	90
1986	60	1988	457	613	.308	123	33	54	416	964	.485	279	25	303	77	40	26	84
1987	68	2273	575	740	.326	172	38	70	498	1198	.527	355	23	348	123	31	44	96
1988	62	2019	482	610	.302	125	29	64	417	985	.488	301	31	309	100	32	28	67
1989	67	2233	466	686	.307	142	35	38	405	1012	.453	290	32	327	115	37	30	64
1990	62	1995	437	548	.325	115	34	46	394	969	.486	309	39	276	117	19	28	75
1991	62	1979	392	547	.276	103	31	37	329	823	.416	237	45	289	73	37	34	79
1992	57	1878	399	542	.289	101	30	29	347	790	.421	280	40	331	112	29	38	64
1993	59	1917	379	548	.286	106	34	26	326	797	.416	261	32	335	115	20	35	84
1994	57	2094	420	629	.300	119	38	36	357	932	.445	234	35	400	119	25	30	110
1995	61	2110	407	642	.304	106	34	34	342	918	.435	196	49	352	133	42	45	99
1996	59	2123	477	655	.313	127	31	38	420	968	.456	252	61	323	94	21	21	109
1997	56	2118	589	723	.341	168	29	80	525	1189	.561	236	50	355	90	27	14	91
1998	59	2110	498	666	.316	142	13	71	459	1047	.496	251	68	374	64	31	25	87
1999	65	2339	529	705	.301	153	7	84	473	1124	.481	325	90	441	136	27	33	88
2000	54	1904	381	550	.289	119	12	35	332	798	.419	229	72	358	66	26	32	101
2001	56	1954	353	570	.292	105	15	45	318	840	.430	207	61	357	73	19	32	101
2002	63	2187	399	608	.278	104	15	51	354	895	.409	241	89	462	63	21	37	80
2003	57	1994	377	574	.288	125	14	53	347	886	.444	206	94	370	43	16	38	89
2004	69	2402	446	697	.290	126	11	53	389	1004	.418	304	68	451	112	34	48	111
2005	61	2119	400	643	.303	133	10	53	368	955	.451	214	74	386	108	32	33	87
2006	60	2057	380	584	.284	118	11	64	336	916	.445	272	58	454	82	19	39	90
2007	64	2203	481	634	.288	135	7	75	433	1008	.458	288	107	482	68	34	38	85
2008	58	2004	418	582	.290	106	11	77	373	941	.470	270	59	439	61	21	40	75
2009	65	2207	412	603	.273	112	13	80	373	981	.444	279	59	518	67	15	43	82
2010	64	2276	481	697	.306	130	11	92	449	1125	.494	261	93	423	73	25	23	87
2011	62	2015	324	544	.270	100	16	38	293	790	.392	198	59	441	122	29	56	76
2012	68	2247	351	608	.271	119	9	39	319	862	.384	245	62	445	68	31	48	80
2013	61	2015	298	524	.260	75	12	27	270	704	.349	242	36	378	49	27	52	87
2014	65	2101	323	552	.263	92	9	28	294	746	.355	219	85	397	56	36	54	73
2015	65	2164	387	623	.288	107	18	53	343	925	.427	273	57	418	55	31	29	63
2016	55	1870	324	515	.275	90	13	49	288	778	.416	222	39	413	40	24	26	63

Numbers in **Bold** indicate school records



Rodney Nye set the single-season record for at bats with 269 in 1999 when he hit .320 with 11 home runs.



Eric Hinske cracked 30 home runs and 91 extra-base hits at Arkansas and continued his success in his 16-year MLB playing career.



Andy Wilkins hit 15 home runs in 2010 and played a large part in the Razorbacks setting a single-season record with 92 home runs.

Year-By-Year Pitching

Year	G	W-L	Pct.	IP	H	R	ER	ERA	BB	SO	CG	SHO	SV
1967	29	15-14	.517	213.1	215	143	109	4.60	137	214	13	2	-
1968	24	13-11	.541	-	-	-	-	-	-	-	-	1	-
1969	28	18-10	.643	210.0	166	95	70	3.00	114	200	13	3	-
1970	32	19-13	.594	228.0	239	132	94	3.71	106	210	15	5	-
1971	41	23-17	.561	298.0	261	157	98	2.96	108	262	-	4	-
1972	34	16-18	.471	248.0	221	137	100	3.63	110	227	13	5	-
1973	31	23-7	.758	204.0	197	105	72	3.18	107	175	18	5	-
1974	43	22-21	.512	330.2	341	287	162	4.41	174	281	29	3	-
1975	42	20-22	.476	310.1	317	188	139	4.03	206	231	11	3	-
1976	47	31-15	.674	361.1	314	147	110	2.74	131	254	27	9	-
1977	51	33-18	.647	390.1	303	153	123	2.84	170	308	14	13	-
1978	44	31-13	.705	343.1	282	178	132	3.46	190	320	11	9	6
1979	64	49-15	.766	503.0	401	215	169	3.02	275	341	32	9	7
1980	66	44-22	.667	500.2	450	286	209	3.76	287	340	34	9	5
1981	52	31-21	.596	414.1	389	255	205	4.45	235	265	21	5	4
1982	57	40-15	.603	447.1	335	201	149	3.00	254	349	30	6	4
1983	65	44-21	.698	526.2	527	322	240	4.10	238	286	10	4	11
1984	56	40-16	.714	444.2	430	253	199	4.03	224	312	16	5	12
1985	66	51-15	.773	546.1	567	332	277	4.56	290	361	14	5	14
1986	60	43-17	.717	501.0	447	250	205	3.68	242	358	14	8	10
1987	68	51-16	.757	567.1	590	344	281	4.46	315	496	7	5	16
1988	62	39-23	.629	508.2	489	348	307	5.43	314	401	14	5	9
1989	67	51-16	.761	576.0	504	255	216	3.38	249	495	12	6	17
1990	62	47-15	.758	520.0	513	255	210	3.63	208	390	10	2	15
1991	62	40-22	.645	518.2	472	268	207	3.59	240	387	3	3	13
1992	57	31-26	.544	481.2	539	353	316	5.90	226	317	15	5	3
1993	59	33-26	.559	500.1	501	288	239	4.30	222	432	6	2	9
1994	57	30-27	.526	517.1	562	355	290	5.05	295	377	7	3	9
1995	61	38-23	.623	536.1	547	337	283	4.75	264	506	10	2	15
1996	59	39-20	.661	522.0	504	305	243	4.19	206	434	10	3	12
1997	56	36-20	.643	491.0	581	405	338	6.20	248	414	3	1	9
1998	59	38-21	.644	520.1	551	366	305	5.28	208	480	4	2	14
1999	65	42-23	.646	578.0	579	397	329	5.12	297	554	6	0	11
2000	54	24-30	.444	476.1	568	416	332	6.27	263	365	1	1	12
2001	56	27-29	.482	490.2	490	325	253	4.64	209	403	2	3	10
2002	63	35-28	.556	565.0	624	336	277	4.41	181	378	2	2	14
2003	57	35-22	.614	513.2	557	293	233	4.08	111	383	3	0	10
2004	69	45-24	.652	621.1	686	339	267	3.87	186	448	3	1	16
2005	61	39-22	.639	540.1	552	300	243	4.05	196	371	3	2	13
2006	60	39-21	.650	536.0	519	273	217	3.64	169	453	1	1	19
2007	64	43-21	.672	569.0	532	294	249	3.94	219	565	7	5	12
2008	58	34-24	.586	518.0	550	344	283	4.92	220	445	2	1	9
2009	65	41-24	.631	580.0	595	363	301	4.67	245	511	1	4	16
2010	64	43-21	.672	574.2	558	297	251	3.93	189	551	2	2	13
2011	62	40-22	.645	542.2	474	222	193	3.20	204	447	2	6	20
2012	68	46-22	.676	613.0	513	231	193	2.83	224	534	0	10	17
2013	61	39-22	.639	547.1	413	166	115	1.89	195	477	1	8	19
2014	65	40-25	.615	575.1	440	206	168	2.63	210	435	6	10	14
2015	65	40-25	.615	570.2	543	304	259	4.08	282	484	2	5	15
2016	55	26-29	.473	484.0	503	317	269	5.00	238	452	2	4	9

Numbers in **Bold** indicate school records



Cliff Lee posted a 4-3 record in 2000 with the Razorbacks and went on to win the American League Cy Young Award in 2008.



Arkansas set a single-season record with 20 saves in 2011, led by Nolan Sanburn, who had eight saves.



Matt Carnes recorded 301 strikeouts and 24 wins during his three-year career out of Miami (Okla.) High School.

Year-By-Year Leaders

HITTING (Min. 2.5 AB per game)

Batting Average

Year	AVG	Player
1952	.308	Lyle Wilkerson
1953	.394	Lamar McLean
1954	.333	Preston Carpenter
1955	.359	Joe Thompson
1956	.386	Joe Kretschmar
1957	.400	L. Drummonds
1958	.369	L. Drummonds
1959	.320	Pat Foster
1960	.341	Jerry Carlton
	.341	Pat Foster
1961	.375	Jerry Carlton
1962	.382	Jerry Carlton
1963	.371	Jim Jay
1964	.383	Mike Haynie
1965	.322	Bill Gray
1966	.292	Ronnie Tiffie
1967	.341	Fredy Washington
1968	.352	Mike Pryor
1969	.417	Bill Dorothy
1970	.342	Mike Pryor
1971	.326	David Marshall
1972	.327	Stan Ley
1973	.395	Keith Cochran
1974	.372	John Jenkins
1975	.358	Wally Erwin
1976	.350	Bill Montgomery
1977	.301	Arvis Harper
1978	.356	Tim Lollar
1979	.357	Ed Wallace
1980	.386	Kevin McReynolds
1981	.378	Billy Dees
1982	.367	Dave Van Horn
1983	.362	Tom Pagnozzi
1984	.383	Jeff King
1985	.366	Jeff King
1986	.397	Ralph Kraus
1987	.393	Jim Kremers
1988	.337	Randy Bobb
1989	.383	Scott Pose
1990	.387	Greg D'Alexander
1991	.354	Mark Johnson
1992	.335	Scott Epps
1993	.335	Allen Williams
1994	.353	Kyle Harris
1995	.371	Ty Bilderback
1996	.391	Matt Erickson
1997	.425	Jeremy Jackson
1998	.365	Eric Hinske
1999	.338	Joe Jester
2000	.356	Scott Crossett
2001	.357	Jeff Hoefler
2002	.316	Scott Bridges
2003	.332	Clay Goodwin
2004	.319	Clay Goodwin
2005	.341	Danny Hamblin
2006	.326	Craig Gentry
2007	.347	Logan Forsythe
2008	.366	Chase Leavitt
2009	.319	Andy Wilkins
2010	.429	Zack Cox
2011	.335	Dominic Ficociello
2012	.323	Matt Reynolds
2013	.325	Brian Anderson
2014	.328	Brian Anderson
2015	.376	Andrew Benintendi
2016	.332	Carson Shaddy

At Bats

Year	AB	Player
1967	102	Randy Marshall
1968	76	Bill Brill
1969	104	Mike Pryor
1970	98	Fred Wanger
1971	141	Stan Ley
	141	David Marshall
1972	110	Stan Ley
1973	95	Thurman Smith
1974	137	Doug Pogue
1975	134	Ralph Bradbury
1976	171	Ralph Bradbury
1977	187	Ralph Bradbury
1978	154	Johnny Ray
1979	235	Johnny Ray
1980	220	Kevin McReynolds
1981	196	Billy Dees
1982	202	Keith Longoria
1983	250	Brett Harrison
1984	196	Jeff King
1985	254	Jeff King
1986	235	Dave Patterson
1987	241	Andy Skeels
1988	215	Jim Kremers
1989	242	Greg D'Alexander
1990	247	Kirk Piskor
1991	226	Mark Johnson

1992	229	Allen Williams
1993	212	Allen Williams
1994	243	Kenderick Moore
1995	252	Kenderick Moore
1996	255	Jason McConnell
1997	251	Jason McConnell
1998	233	Eric Hinske
1999	269	Rodney Nye
2000	203	Brian Kirby
2001	202	Brian Kirby
2002	224	Michael Conner
2003	232	Haas Pratt
2004	258	Haas Pratt
2005	224	Clay Goodwin
2006	235	Danny Hamblin
2007	232	Danny Hamblin
2008	224	Tim Smalling
2009	241	Scott Lyons
2010	259	Collin Kuhn
2011	237	Bo Bigham
2012	264	Tim Carver
2013	236	Tyler Spoon
2014	241	Brian Anderson
2015	245	Tyler Spoon
2016	211	Carson Shaddy

Runs

Year	Runs	Player
1967	31	Fredy Washington
1968	20	Fredy Washington
1969	26	Mike Pryor
1970	27	H.A. Scott
1971	38	David Marshall
1972	22	Stan Ley
1973	23	Thurman Smith
1974	27	Dennis Lundquist
1975	30	Wally Erwin
1976	31	Bill Montgomery
1977	27	Arvis Harper
	27	Tim Lollar
1978	27	Shaun Lacey
	27	Johnny Ray
1979	55	Johnny Ray
1980	57	Kevin McReynolds
1981	45	Todd Zacher
1982	65	Gary Jones
1983	71	Scott Loseke
1984	52	Brett Harrison
1985	64	Jeff King
1986	72	Dave Patterson
1987	70	Andy Skeels
1988	54	Troy Eklund
1989	62	Troy Eklund
1990	56	Kirk Piskor
1991	69	Mark Johnson
1992	50	Allen Williams
1993	59	Allen Williams
1994	58	Allen Williams
1995	61	Ty Bilderback
1996	78	Jason McConnell
1997	87	Eric Hinske
1998	65	Jack Welsh
1999	76	Joe Jester
2000	66	Jack Welsh
2001	39	Michael Conner
2002	52	Michael Conner
2003	50	Ryan Fox
2004	53	Danny Hamblin
2005	44	Danny Hamblin
2006	46	Danny Hamblin
2007	59	Danny Hamblin
2008	60	Chase Leavitt
2009	54	Ben Tschepikow
2010	67	Zack Cox
2011	44	Collin Kuhn
2012	48	Matt Reynolds
2013	47	Brian Anderson
2014	45	Andrew Benintendi
2015	62	Andrew Benintendi
2016	41	Carson Shaddy
	41	Rick Nomura

Hits

Year	Hits	Player
1967	31	Fredy Washington
1968	25	Mike Pryor
1969	40	Bill Dorothy
1970	33	Fred Wanger
1971	46	David Marshall
1972	36	Stan Ley
1973	30	Keith Cochran
1974	48	John Jenkins
1975	43	Wally Erwin
1976	31	Bill Montgomery
1977	44	Arvis Harper
1978	47	Johnny Ray
1979	77	Johnny Ray
1980	85	Kevin McReynolds
1981	74	Billy Dees

1982	65	Keith Longoria
1983	88	Tom Pagnozzi
1984	75	Jeff King
1985	93	Jeff King
1986	91	Ralph Kraus
	91	Dave Patterson
1987	94	Jim Kremers
1988	70	Randy Bobb
1989	86	Greg D'Alexander
1990	89	Kirk Piskor
1991	80	Mark Johnson
1992	73	Scott Epps
	73	Allen Williams
1993	71	Allen Williams
1994	76	Bob Hughes
1995	80	Kenderick Moore
1996	97	Matt Erickson
1997	94	Matt Erickson
	94	Jeremy Jackson
1998	85	Eric Hinske
1999	89	Joe Jester
2000	67	Scott Crossett
2001	61	Jeff Hoefler
2002	64	Michael Conner
2003	72	Haas Pratt
2004	80	Haas Pratt
2005	75	Danny Hamblin
2006	68	Danny Hamblin
2007	78	Logan Forsythe
2008	65	Logan Forsythe
2009	76	Ben Tschepikow
2010	102	Zack Cox
2011	75	Dominic Ficociello
2012	79	Tim Carver
2013	68	Brian Anderson
	68	Tyler Spoon
2014	79	Brian Anderson
2015	85	Andrew Benintendi
2016	70	Carson Shaddy

RBI

Year	RBI	Player
1967	21	Bill Brill
1968	16	Fredy Washington
1969	27	H.A. Scott
1970	30	Fred Howard
1971	29	H.A. Scott
1972	17	Stephen Ballard
1973	19	Stephen Ballard
	19	Tommy Neal
1974	28	Dennis Lundquist
1975	23	Bill Montgomery
1976	35	Bill Montgomery
1977	30	Marc Brumble
1978	28	Arvis Harper
1979	47	Johnny Ray
1976	35	Bill Montgomery
1977	30	Marc Brumble
1978	28	Arvis Harper
1979	47	Johnny Ray
1980	57	Kevin McReynolds
1981	50	John Hennell
1982	39	Mike Robinson
1983	50	Tom Pagnozzi
1984	55	Jeff King
1985	82	Jeff King
1986	67	Jeff King
1987	76	Jim Kremers
	76	Andy Skeels
1988	62	Jim Kremers
1989	66	Greg D'Alexander
1990	65	Greg D'Alexander
1991	51	Mark Johnson
1992	49	Allen Williams
1993	43	Bob Hughes
1994	62	Bob Hughes
1995	55	Kit Pellow
1996	66	Kit Pellow
1997	78	Ryan Lundquist
1998	71	Eric Hinske
1999	78	Rodney Nye
2000	46	Kyle Washburn
2001	38	Kyle Washburn
2002	53	Ryan Fox
2003	50	Andrew Wishy
2004	52	Haas Pratt
2005	49	Danny Hamblin
2006	68	Danny Hamblin
2007	71	Casey Coon
2008	48	Brett Eibner
2009	58	Andy Wilkins
2010	71	Brett Eibner
2011	50	Dominic Ficociello
2012	45	Matt Reynolds
2013	49	Tyler Spoon
2014	51	Brian Anderson
2015	57	Andrew Benintendi
2016	39	Luke Bonfield

Doubles

Year	2B	Player
1967	6	Ronnie Tiffie
	6	Fredy Washington
1968	9	Bill Brill
1969	10	Fred Wanger
1970	7	H.A. Scott
	7	Fred Wanger
1971	12	Stan Ley
1972	9	Stan Ley
1973	7	Keith Cochran
1974	8	Dennis Lundquist
	8	Doug Pogue
1975	9	Dennis Lundquist
1976	13	Jeff Hemm
1977	10	Tim Lollar
1978	8	Johnny Ray
1979	17	Marc Brumble
1980	21	John Hennell
1981	18	Billy Dees
	18	John Hennell
1982	10	Mike Robinson
	10	Chris Shaddy
1983	16	Tom Pagnozzi
1984	15	Jim Ward
1985	26	Jeff King
1986	27	Ralph Kraus
1987	28	Jim Kremers
1988	20	Jim Kremers
1989	16	Troy Eklund
1990	18	Greg D'Alexander
	18	Tim Thomas
1991	21	Mark Johnson
1992	17	Allen Williams
1993	21	Allen Williams
1994	19	Bob Hughes
1995	16	Kit Pellow
1996	24	Matt Erickson
1997	27	Matt Erickson
1998	27	Eric Hinske
1999	20	Joe Jester
	20	Ryan Lundquist
2000	20	Greg Blum
2001	16	Brian Kirby
2002	14	Ryan Fox
2003	25	Andrew Wishy
2004	19	Danny Hamblin
2005	19	Danny Hamblin
2006	18	Chris Hollensworth
2007	16	Logan Forsythe
	16	Jeff Nutt
2008	15	Ben Tschepikow
2009	18	Andy Wilkins
2010	18	Collin Kuhn
2011	15	Dominic Ficociello
2012	20	Matt Reynolds
2013	12	Brian Anderson
2014	16	Eric Fisher
2015	20	Tyler Spoon
2016	14	Rick Nomura

Triples

Year	3B	Player
1967	2	Ronnie Tiffie
1968	3	Randy Marshall
1969	3	H.A. Scott
1970	5	Freddy Howard
1971	8	Stan Ley
	8	David Marshall
1972	5	Stan Ley
1973	2	Tommy Neal
	2	Greg Snowden
1974	2	John Jenkins
	2	Mike Kirkland
	2	Greg Snowden
1975	6	Wally Erwin
1976	4	Ralph Bradbury
1977	5	Arvis Harper
1978	6	Arvis Harper
1979	12	Johnny Ray
1980	6	Kevin McReynolds
1981	7	Chris Shaddy
1982	6	Gary Jones
1983	8	Scott Loseke
1984	5	Norm Roberts
1985	7	Norm Roberts
1986	7	Ralph Kraus
1987	7	Andy Skeels
1988	6	Scott Pose
1989	12	Troy Eklund
1990	6	Scott Epps
1991	6	Bubba Carpenter
	6	Mark Johnson
1992	6	Allen Williams
1993	6	Allen Williams
1994	9	Bob Hughes
1995	6	Ty Bilderback
1996	7	Jason McConnell
1997	8	Jeremy Jackson

Year-By-Year Leaders

1998	3	Brent Caldwell
1999	3	Jack Welsh
2000	3	Jeff Hoefler
	3	Kyle Washburn
2001	2	Ryan Fox
	2	Kyle Washburn
	2	Andrew Wisby
2002	8	Kirk McConnell
2003	3	Scott Bridges
	3	Clay Goodwin
2004	3	Jake Dugger
	3	Scott Hode
2005	2	Clay Goodwin
	2	Casey Rowlett
2006	3	Craig Gentry
2007	2	Logan Forsythe
	2	Brad Secrist
2008	3	Ben Tschepikow
2009	4	Ben Tschepikow
2010	4	Collin Kuhn
2011	4	Kyle Robinson
2012	3	Derrick Bleeker
	3	Jacob Morris
2013	5	Brian Anderson
2014	3	Brian Anderson
2015	6	Bobby Wernes
2016	3	Jake Arledge

Home Runs

Year	HR	Player
1967	4	Bill Brill
1968	3	Randy Marshall
1969	8	Mike Pryor
1970	3	Bill Dorothy
	3	Mark Jones
	3	H.A. Scott
1971	6	Greg Palka
	6	H.A. Scott
1972	4	Barton Rhoades
1973	4	Mike Kirkland
1974	5	John Jenkins
1975	1	James Andree
	1	Jeff Hemm
	1	Dennis Lundquist
	1	Doug Pogue
1976	5	Bill Montgomery
1977	6	Marc Brumble
1978	6	Tim Lollar
1979	8	John Hennell
	8	Kevin McReynolds
1980	17	Kevin McReynolds
1981	10	Reggie Thomas
1982	6	Gary Jones
1983	6	Mike Robinson
1984	8	Jeff King
	8	Tony Laird
1985	17	Jeff King
1986	17	Jeff King
1987	18	Andy Skeels
1988	13	Greg D'Alexander
1989	9	Troy Eklund
1990	14	Greg D'Alexander
1991	7	Kirk Piskor
1992	10	Scott Epps
1993	7	Allen Williams
1994	6	Steve Taft
	6	Allen Williams
1995	12	Kit Pellow
1996	9	Kenderick Moore
1997	24	Ryan Lundquist
1998	15	Rodney Nye
1999	20	Rodney Nye
2000	9	Brian Kirby
2001	9	Michael Conner
	9	Brian Kirby
2002	17	Michael Conner
2003	19	Ryan Fox
2004	8	Jake Dugger
	8	Danny Hamblin
	8	Haas Pratt
2005	10	Danny Hamblin
2006	17	Danny Hamblin
2007	22	Danny Hamblin
2008	14	Aaron Murphree
2009	19	Andy Wilkins
2010	22	Brett Eibner
2011	10	Kyle Robinson
2012	7	Matt Reynolds
2013	4	Brian Anderson
	4	Tyler Spoon
2014	9	Eric Fisher
2015	20	Andrew Benintendi
2016	8	Carson Shaddy
	8	Luke Bonfield
	8	Michael Bernal

Stolen Bases

Year	SB	Player
1967	6	Terry Baker
1968	12	Fredy Washington
1969	10	Mike Pryor
1970	16	David Marshall
1971	15	H.A. Scott
1972	6	Keith Cochran
	6	Stan Ley
	6	Bruce Mitchell
	6	Thurman Smith
1973	10	Thurman Smith
1974	9	James Andree
1975	18	Wally Erwin
1976	13	Michael Watson
1977	17	Hank Thompson
1978	24	Shaun Lacey
1979	19	Larry Wallace
1980	20	Todd Zacher
1981	20	Don Carter
	20	Todd Zacher
1982	35	Gary Jones
1983	42	Scott Loseke
1984	27	Jim Ward
1985	15	Mike Loggins
1986	17	Darin Hernandez
1987	26	Dan Campbell
1988	20	Scott Pose
1989	28	Scott Pose
1990	26	Mark Johnson
1991	23	Mark Johnson
1992	29	Allen Williams
1993	18	Allen Williams
1994	24	Kenderick Moore
1995	32	Jeff Parsons
1996	29	Kenderick Moore
1997	21	Jason McConnell
1998	19	Eric Hinske
1999	35	Joe Jester
2000	19	Jack Welsh
2001	13	Michael Conner
2002	13	Scott Bridges
2003	13	Scott Bridges
2004	24	Scott Bridges
2005	22	Scott Bridges
2006	16	Craig Gentry
2007	18	Logan Forsythe
2008	11	Logan Forsythe
2009	17	Ben Tschepikow
2010	17	Collin Kuhn
2011	24	Tim Carver
2012	16	Matt Reynolds
2013	8	Matt Vinson
2014	17	Andrew Benintendi
2015	24	Andrew Benintendi
2016	7	Jake Arledge

PITCHING (min. 20% team games)

Victories

Year	Wins	Player
1967	8	Butch Hopkins
1968	3	Joe Fair
	3	Stephan Reagan
1969	7	Jerry Blackwood
1970	6	Terry Verhage
	6	Bill Wyles
1971	7	Terry Verhage
1972	6	Larry Paulsen
1973	5	Tim Brewer
	5	Larry Paulsen
1974	5	Gerald Hannahs
	5	Dennis Pugh
1975	5	Warren Hemm
	5	Richard Miller
1976	8	Warren Hemm
1977	8	Mark McClain
1978	6	Tim Lollar
1979	13	Rich Erwin
1980	13	Steve Krueger
1981	11	Scott Tabor
1982	7	Ed Myers
1983	10	Charlie Corbell
1984	8	Kevin Campbell
1985	11	Fred Farwell
1986	9	Steve Parker
1987	11	John Cebuhar
1988	11	Bobby Edwards
1989	10	Dennis Fletcher
	10	Mike Oquist
1990	10	Doug Bennett
1991	6	Doug Bennett
	6	Brian Cook
1992	8	Scott Brocail
1993	9	Brian Cook
1994	8	Scott Cunningham
1995	9	Alan Mahaffey
1996	10	Matt Carnes
1997	7	Matt Carnes

	7	Lance Franks
1998	10	David Walling
1999	10	David Walling
2000	4	Gary Hogan Jr.
	4	Cliff Lee
2001	4	Scott Roehl
2002	7	Charlie Isaacson
2003	8	Scott Roehl
2004	10	Charley Boyce
	10	Jay Sawatski
2005	11	Charley Boyce
2006	9	Nick Schmidt
2007	11	Nick Schmidt
2008	5	Cliff Springston
2009	9	Dallas Keuchel
2010	9	Drew Smyly
2011	10	DJ Baxendale
2012	8	DJ Baxendale
	8	Ryne Stanek
2013	10	Ryne Stanek
2014	9	Chris Oliver
2015	7	Jackson Lowery
2016	5	Dominic Taccolini

ERA

Year	ERA	Player
1967	3.48	John Tyra
1968		not available
1969	2.08	Jerry Blackwood
1970	2.67	Freddy Howard
1971	1.79	Gerald Hannahs
1972	2.23	Larry Paulsen
1973	1.91	Tim Brewer
1974	3.16	Gerald Hannahs
1975	3.28	Richard Miller
1976	2.23	Rich Erwin
1977	1.16	Bill Bakewell
1978	1.37	Bill Bakewell
1979	1.73	Steve Krueger
1980	1.40	John Stanley
1981	2.38	Scott Tabor
1982	2.59	Scott Tabor
1983	2.88	Charlie Corbell
1984	2.36	Dera Clark
1985	2.53	Tim Dietz
1986	2.30	Steve Parker
1987	2.73	Dennis Fletcher
1988	4.42	Bobby Edwards
1989	2.68	Phillip Stidham
1990	0.95	Phillip Stidham
1991	1.20	Phillip Stidham
1992	3.08	Lyle Beckmeyer
1993	2.88	Brian Cook
1994	3.08	Scott Brocail
1995	2.20	Rob Quarnstrom
1996	2.14	Brian Rogers
1997	4.52	Lance Franks
1998	2.77	Kevin Vent
1999	3.16	Charlie Isaacson
2000	4.25	Jeremy Rankin
2001	2.32	Scott Woods
2002	2.62	Scott Woods
2003	2.67	Boyd Goodner
2004	1.50	Boyd Goodner
2005	2.80	Nick Schmidt
2006	2.77	Shaun Seibert
2007	2.69	Nick Schmidt
2008	3.90	Cliff Springston
2009	2.19	Stephen Richards
2010	2.11	Christian Kowalchuk
2011	1.58	DJ Baxendale
2012	1.38	Colby Suggs
2013	1.39	Ryne Stanek
2014	0.74	Michael Gunn
2015	2.10	Zach Jackson
2016	2.98	Blaine Knight

Innings Pitched

Year	IP	Player
1967	68.2	Butch Hopkins
1968		not available
1969	66.0	Butch Hopkins
1970	76.0	Terry Verhage
1971	75.0	Terry Verhage
1972	84.2	Larry Paulsen
1973	48.0	Larry Paulsen
1974	68.1	Gerald Hannahs
1975	74.0	Richard Miller
1976	90.0	Warren Hemm
1977	76.2	Mark McClain
1978	79.1	David Rhodes
1979	124.0	Rich Erwin
1980	96.0	Steve Krueger
1981	109.2	Scott Tabor
1982	80.2	Charlie Corbell
1983	115.2	Charlie Corbell
1984	86.1	Kevin Campbell
1985	120.2	Fred Farwell
1986	101.2	Kevin Campbell

1987	115.2	John Cebuhar
1988	93.2	Bobby Edwards
1989	109.0	Mike Oquist
1990	96.0	Doug Bennett
1991	60.0	Phillip Stidham
1992	92.2	Scott Brocail
1993	97.0	Brent Birch
1994	116.1	Scott Cunningham
1995	100.0	Alan Mahaffey
1996	117.0	Matt Carnes
1997	96.1	Matt Carnes
1998	103.1	David Walling
1999	121.1	David Walling
2000	65.0	Gary Hogan Jr.
2001	82.0	Charlie Isaacson
2002	90.1	Charlie Isaacson
2003	93.1	Jarrett Gardner
2004	115.1	Charley Boyce
2005	122.1	Charley Boyce
2006	116.2	Nick Schmidt
2007	124.0	Nick Schmidt
2008	87.2	Cliff Springston
2009	108.0	Dallas Keuchel
2010	103.0	Drew Smyly
2011	85.1	DJ Baxendale
2012	107.0	DJ Baxendale
2013	97.1	Ryne Stanek
2014	94.0	Trey Killian
2015	87.0	Trey Killian
	87.0	Keaton McKinney
2016	72.0	Dominic Taccolini

Strikeouts

Year	K	Player
1967	91	Butch Hopkins
1968		not available
1969	65	Butch Hopkins
1970	59	Terry Verhage
1971	55	Terry Verhage
1972	78	Larry Paulsen
1973	48	Larry Paulsen
1974	83	Gerald Hannahs
1975	75	Richard Miller
1976	66	Warren Hemm
1977	53	David Rhodes
1978	73	David Rhodes
1979	75	Rich Erwin
1980	74	Steve Krueger
1981	65	Scott Tabor
1982	76	Darrell Akerfelds
1983	51	Les Lancaster
1984	61	Kevin Campbell
1985	90	Fred Farwell
1986	72	Kevin Campbell
1987	106	John Cebuhar
1988	76	Bobby Edwards
1989	93	Mike Oquist
1990	86	Doug Bennett
1991	56	Matt Wagner
1992	63	Scott Brocail
1993	84	Brent Birch
1994	87	Scott Cunningham
1995	111	Matt Carnes
1996	105	Matt Carnes
1997	85	Matt Carnes
1998	128	David Walling
1999	155	David Walling
2000	77	Cliff Lee
2001	63	Charlie Isaacson
2002	62	Gary Hogan, Jr.
2003	59	Charley Boyce
2004	86	Jay Sawatski
2005	89	Nick Schmidt
2006	145	Nick Schmidt
2007	128	Jess Todd
2008	76	Justin Wells
2009	79	Mike Bolsinger
2010	114	Drew Smyly
2011	77	DJ Baxendale
2012	96	DJ Baxendale
2013	79	Ryne Stanek
2014	68	Jalen Beeks
2015	89	Zach Jackson
2016	66	Zach Jackson

Bold denotes Arkansas modern-era record (since 1967).

Series History

Opponent	G	W	L	Win%	^UA	^OPP	Home	Away	Neu.
Abilene Christian	2	2	0	1.000	15	4	2-0	0-0	0-0
Air Force	2	1	1	.500	18	2	0-0	0-0	1-1
Alabama	82	36	46	.439	439	480	21-18	12-23	3-5
Alabama A&M	2	2	0	1.000	33	2	2-0	0-0	0-0
Albany	1	1	0	1.000	9	0	1-0	0-0	0-0
Alcorn State	1	1	0	1.000	9	1	1-0	0-0	0-0
American Christian	4	1	3	.250	3	9	1-3	0-0	0-0
Appalachian State	3	3	0	1.000	27	11	3-0	0-0	0-0
Arizona	5	2	3	.400	33	28	0-0	1-2	1-1
Arizona State	11	3	8	.273	47	64	2-0	0-5	1-3
Auburn	83	39	44	.470	501	519	21-18	15-21	3-5
Baker	8	7	1	.875	65	18	7-1	0-0	0-0
Ball State	3	2	1	.667	21	10	2-1	0-0	0-0
Baylor	66	38	28	.576	386	317	22-7	14-19	2-2
Belhaven	3	2	1	.667	10	11	0-0	2-1	0-0
Benedictine	1	1	0	1.000	9	0	1-0	0-0	0-0
Binghamton	3	3	0	1.000	15	3	3-0	0-0	0-0
Bryant	2	1	1	.500	13	7	0-0	0-0	1-1
Bucknell	2	2	0	1.000	20	7	0-0	0-0	2-0
Buena Vista	22	14	8	.636	149	111	13-8	0-0	1-0
BYU	3	2	1	.667	18	7	2-0	0-0	0-1
California	9	4	5	.444	45	46	2-1	2-3	0-1
Cal State Fullerton	4	1	3	.250	26	27	0-0	0-0	1-3
Cal State Northridge	3	3	0	1.000	22	12	3-0	0-0	0-0
Carthage*	2	1	0	.750	10	3	1-0	0-0	0-0
Centenary	40	32	8	.800	363	181	20-4	12-4	0-0
Central Michigan	5	5	0	1.000	30	12	5-0	0-0	0-0
Central Missouri	9	9	0	1.000	89	38	9-0	0-0	0-0
Central Oklahoma	1	1	0	1.000	6	2	1-0	0-0	0-0
Charlotte	2	1	1	.500	13	6	0-0	0-0	1-1
Clemson	6	3	3	.500	34	40	0-1	1-2	2-0
Coastal Carolina	3	1	2	.333	16	22	1-2	0-0	0-0
Colorado	2	2	0	1.000	25	4	2-0	0-0	0-0
Creighton	15	10	5	.667	78	46	5-1	5-4	0-0
Dallas Baptist	18	11	7	.611	127	95	9-5	1-0	1-2
Delaware	3	3	0	1.000	22	15	1-0	0-0	2-0
Delaware State	3	3	0	1.000	24	2	3-0	0-0	0-0
Delta State	5	2	3	.400	27	38	0-0	2-3	0-0
Drake	6	5	1	.833	39	27	5-1	0-0	0-0
Eastern Illinois	28	26	2	.929	255	68	26-2	0-0	0-0
Eastern Kentucky	1	1	0	1.000	20	13	0-0	0-0	1-0
Eastern Michigan	15	14	1	.933	104	48	7-0	0-0	7-1
East Texas Baptist	2	0	2	.000	1	6	0-0	0-2	0-0
Eckerd	1	1	0	1.000	8	2	0-0	0-0	1-0
Emporia State	13	8	5	.615	109	91	5-1	2-4	1-0
Evangel	20	20	0	1.000	166	33	12-0	8-0	0-0
Evansville	11	9	2	.818	78	42	9-2	0-0	0-0
Florida	58	28	30	.483	315	295	13-11	11-16	4-3
Florida Southern	3	2	1	.667	21	9	0-0	2-1	0-0
Florida State	5	5	0	1.000	34	23	2-0	3-0	0-0
Fordham	1	0	1	.000	5	8	0-0	0-0	0-1
Fresno State	1	1	0	1.000	6	4	0-0	1-0	0-0
George Mason	2	2	0	1.000	17	10	0-0	0-0	2-0
George Washington	3	3	0	1.000	25	14	0-0	0-0	3-0
Georgia	51	30	21	.588	334	256	17-7	12-13	1-1
Georgia Tech	3	1	2	.333	9	10	0-0	0-0	1-2
Gonzaga	8	3	5	.375	31	52	2-3	0-1	1-1
Grambling State	5	5	0	1.000	48	16	5-0	0-0	0-0
Hawaii	8	4	4	.500	51	46	0-0	4-4	0-0
Hawaii Pacific	4	3	1	.750	31	19	0-0	3-1	0-0
Houston	65	38	27	.585	383	315	17-7	14-16	7-4
Illinois	3	3	0	1.000	33	12	2-0	0-0	1-0
Illinois-Chicago	8	7	1	.875	63	35	7-1	0-0	0-0
Illinois State	6	5	1	.833	66	33	5-1	0-0	0-0
Indiana	2	1	1	.500	8	16	1-0	0-0	0-1
Indiana State	15	11	4	.733	89	68	9-3	2-1	0-0
Iowa	2	2	0	1.000	33	10	1-0	0-0	0-0
Iowa State	11	11	0	1.000	116	34	11-0	0-0	0-0
Kansas	48	36	12	.750	352	215	33-9	3-3	0-0
Kansas State	49	29	20	.592	341	238	28-14	0-5	1-1
Kent State	1	1	0	1.000	8	1	0-0	0-0	1-0
Kentucky	64	39	25	.609	437	362	20-10	17-13	2-2
Lamar	8	5	3	.625	57	46	5-1	0-0	0-2
Le Moyne	3	2	1	.667	15	13	1-0	0-0	1-1
Liberty	1	1	0	1.000	3	2	0-0	0-0	1-0
Lincoln	2	2	0	1.000	18	2	2-0	0-0	0-0
Long Beach State	13	6	7	.461	73	83	4-3	2-4	0-0
Louisiana College	1	0	1	.000	5	12	0-0	0-1	0-0
Louisiana-Lafayette	5	1	4	.200	22	32	1-0	0-2	0-2
Louisiana Tech	26	22	4	.846	212	106	11-1	6-2	5-1
Loyola (La.)	2	0	2	.000	11	20	0-0	0-2	0-0
Loyola Marymount	4	2	2	.500	18	25	2-1	0-0	0-1
LSU	97	30	67	.309	460	692	15-22	11-34	4-11
Lubbock Christian	4	4	0	1.000	47	9	4-0	0-0	0-0
Luther	4	4	0	1.000	34	9	4-0	0-0	0-0
Maine	1	1	0	1.000	14	0	0-0	0-0	1-0
Maryland	1	0	1	.000	6	13	0-0	0-0	0-1
Memphis*	36	22	13	.625	204	159	9-3	11-7	2-3
Miami (Fla.)	5	0	5	.000	8	23	0-0	0-3	0-2
Miami (Ohio)	3	3	0	1.000	29	11	2-0	0-0	1-0
Mankato State	4	3	1	.750	11	11	3-1	0-0	0-0
McNeese State	9	6	3	.667	53	42	4-3	2-0	0-0
Middle Tennessee	1	1	0	1.000	10	7	0-0	0-0	1-0
Minnesota	10	7	3	.700	59	53	4-0	2-2	1-1
Mississippi College	4	2	2	.500	20	10	0-0	2-2	0-0
Mississippi State	94	42	52	.447	542	584	19-18	16-26	7-8
Miss. Valley State	10	10	0	1.000	104	10	8-0	0-0	2-0
Missouri	29	16	13	.552	170	204	8-4	7-5	1-4
Missouri Southern*	46	44	1	.967	471	145	43-0	1-1	0-0
Missouri State	75	51	24	.680	485	353	34-11	17-12	0-1
Missouri-St. Louis	2	2	0	1.000	25	4	2-0	0-0	0-0
Missouri Valley	1	1	0	1.000	7	1	1-0	0-0	0-0
Missouri Western	18	17	1	.944	157	37	17-1	0-0	0-0
Morningside	2	1	1	.500	41	17	1-1	0-0	0-0
Murray State	2	2	0	1.000	12	5	2-0	0-0	0-0
Navy	2	2	0	1.000	14	5	0-0	0-0	2-0
Nebraska	20	9	11	.450	96	107	8-7	1-3	0-1
Nebraska-Kearney	2	1	1	.500	5	4	1-1	0-0	0-0
Nevada	1	1	0	1.000	10	2	1-0	0-0	0-0
New Mexico	9	7	2	.778	43	24	3-1	1-0	3-1

Opponent	G	W	L	Win%	^UA	^OPP	Home	Away	Neu.
New Mexico State	2	2	0	1.000	16	7	0-0	1-0	1-0
New Orleans	4	2	2	.500	25	16	2-0	0-1	0-1
Nicholls State	1	0	1	.000	3	5	0-0	0-1	0-0
North Carolina	1	1	0	1.000	7	3	0-0	0-0	1-0
North Dakota	3	3	0	1.000	36	7	3-0	0-0	0-0
North Dakota State	2	2	0	1.000	20	3	2-0	0-0	0-0
Northeastern State	27	25	2	.926	219	77	25-2	0-0	0-0
Northern Colorado	8	7	1	.875	61	28	7-1	0-0	0-0
Northern Illinois	3	3	0	1.000	34	10	3-0	0-0	0-0
Northern Iowa	5	5	0	1.000	62	9	5-0	0-0	0-0
North Texas	11	11	0	1.000	110	15	11-0	0-0	0-0
Northwestern State	19	17	2	.894	135	79	9-1	5-1	3-0
Northwest Mo. State*	11	9	1	.864	79	43	9-1	0-0	0-0
Northwood Institute	1	1	0	1.000	9	1	1-0	0-0	0-0
Notre Dame	3	2	1	.667	16	13	1-0	0-0	1-1
Ohio State	1	1	0	1.000	8	6	0-0	0-0	1-0
Oklahoma	25	14	11	.560	152	123	6-2	7-9	1-0
Oklahoma Baptist	9	6	3	.667	45	40	4-2	2-1	0-0
Oklahoma Christian	1	1	0	1.000	14	4	1-0	0-0	0-0
Oklahoma City	24	23	1	.958	217	82	15-0	8-1	0-0
Oklahoma State	42	18	24	.429	242	288	9-9	7-10	2-5
Ole Miss	85	45	40	.529	503	447	20-17	20-19	5-4
Omaha	2	0	2	.000	10	15	0-2	0-0	0-0
Oral Roberts	101	66	35	.653	686	469	35-14	28-20	3-1
Oregon State	3	2	1	.667	9	8	0-0	0-0	2-1
Pacific	1	0	1	.000	3	4	0-0	0-0	0-1
Pacific Lutheran	1	1	0	1.000	8	1	0-0	0-0	1-0
Penn State	1	1	0	1.000	2	1	0-0	0-0	1-0
Pepperdine	2	1	1	.500	8	8	0-0	0-0	1-1
Pittsburg State	15	15	0	1.000	111	27	11-0	4-0	0-0
Princeton	1	1	0	1.000	6	2	1-0	0-0	0-0
Rice*	61	42	18	.697	337	220	23-4	16-11	3-3
Saint Louis	9	9	0	1.000	127	46	8-0	1-0	0-0
Sam Houston State	2	2	0	1.000	10	5	0-0	0-0	2-0
San Diego State	9	8	1	.889	54	25	4-0	3-1	1-0
San Francisco	1	0	1	.000	1	2	0-0	0-0	0-1
San Jose State	2	2	0	1.000	19	12	0-0	2-0	0-0
Santa Clara	1	1	0	1.000	10	3	0-0	0-0	1-0
School of the Ozarks	9	8	1	.889	81	24	8-1	0-0	0-0
Siena	3	3	0	1.000	41	11	3-0	0-0	0-0
SIU-Edwardsville	2	1	1	.500	9	8	1-1	0-0	0-0
SMU	26	22	4	.846	135	71	11-1	11-4	0-0
South Alabama	5	3	2	.600	31	14	1-2	2-0	0-0
South Carolina	69	37	32	.536	398	406	18-10	14-16	5-6
South Dakota	6	6	0	1.000	48	6	6-0	0-0	0-0
South Dakota State	4	3	1	.750	56	10	3-1	0-0	0-0
SE Missouri State	11	6	5	.545	67	52	6-5	0-0	0-0
SE Oklahoma State	2	6	0	1.000	78	41	6-0	0-0	0-0
Southern California	1	0	1	.000	5	15	0-0	0-0	0-1
Southern Illinois	9	3	6	.333	28	54	3-6	0-0	0-0
Southern Miss	12	4	8	.333	63	87	2-1	2-7	0-0
Southwest Baptist	18	18	0	1.000	244	45	18-0	0-0	0-0
SW (Okla.) State	4	1	3	.250	15	21	1-3	0-0	0-0
Stanford	4	1	3	.250	14	21	0-0	0-1	1-2
St. Cloud State*	3	2	0	.833	34	30	2-0-1	0-0	0-0
St. Edwards	2	1	1	.500	15	14	0-0	0-1	1-0
Stephen F. Austin	7	7	0	1.000	66	21	6-0	0-0	1-0
St. John's	4	4	0	1.000	38	18	3-0	0-0	1-0
St. Mary's (Texas)	4	2	2	.500	13	8	0-0	2-2	0-0
St. Olaf	2	2	0	1.000	15	3	2-0	0-0	0-0
TCU	64	45	19	.703	414	320	25-2	19-17	1-0
Tennessee	58	32	26	.552	387	323	16-10	13-15	3-1
Texas	82	28	54	.341	335	542	12-15	13-28	3-11
Texas A&M	77	37	40	.481	394	404	16-20	18-18	3-2
Texas-Arlington	8	7	1	.875	53	20	0-0	4-1	3-0
Texas Lutheran	3	1	2	.333	12	14	0-0	1-1	0-1
Texas-Pan American	20	5	15	.250	71	100	1-0	4-11	0-4
Texas-San Antonio	13	10	3	.769	103	53	4-1	6-2	0-0
Texas State	1	1	0	1.000	6	5	1-0	0-0	0-0
Texas Tech	58	44	14	.759	475	307	21-6	20-7	3-1
Texas Wesleyan	7	6	1	.857	60	34	6-1	0-0	0-0
Trinity	4	2	2	.500	21	36	0-0	2-1	0-1
Troy	6	5	1	.833	64	31	3-0	2-1	0-0
Truman State	2	2	0	1.000	28	13	1-0	0-0	1-0
Tulane	3	2	1	.666	13	3	0-0	1-1	1-0
Tulsa	41	20	21	.488	221	211	13-7	7-14	0-0
UCF	1	0	1	.000	5	9	0-0	0-0	0-1
UCLA	2	0	2	.000	7	11	0-2	0-0	0-0
ULM	15	8	7	.533	91	79	3-1	5-5	0-1
Union	4	1	3	.250	11	18	1-1	0-2	0-0
UNLV	5	1	4	.250	30	36	1-1	0-3	0-0
Upper Iowa	3	2	1	.667	16	17	2-1	0-0	0-0
Utah	3	3	0	1.000	18	7	3-0	0-0	0-0
UT Martin	1	1	0	1.000	6	2	1-0	0-0	0-0
Valparaiso	4	3	1	.750	27	19	3-1	0-0	0-0
Vanderbilt	55	29	26	.527	320	292	16-10	13-11	0-5
Villanova	3	3	0	1.000	41	7	3-0	0-0	0-0
Virginia	4	1	3	.250	9	20	0-0	0-2	1-1
Washington	1	0	1	.000	2	5	0-0	0-0	0-1
Washington State	10	7	3	.700	55	48	5-2	0-0	2-1
Western Illinois	10	9	1	.900	75	35	9-1	0-0	0-0
Western Kentucky	2	2	0	1.000	13	5	2-0	0-0	0-0
Western Michigan	9	7	2	.778	99	54	2-0	0-0	5-2
West Texas State	2	0	2	.000	7	9	0-0	0-0	0-2
West Virginia	1	1	0	1.000	7	2	0-0	0-0	1-0
Wichita State	43	21	22	.488	214	227	13-2	7-17	1-3
William Carey	1	0	1	.000	0	1	0-0	0-1	0-0
William Jewell	13	10	3	.769	79	37	10-3	0-0	0-0
Wisconsin	9	8	1	.889	72	12	7-1	0-0	1-0
Wisconsin-Milwaukee	9	9	0	1.000	103	32	9-0	0-0	0-0
Wisconsin-Osh Kosh	10	9	1	.900	88	31	9-1	0-0	0-0
Wright State	3	3	0	1.000	21	11	3-0	0-0	0-0
Yankton	5	5	0	1.000	26	11	5-0	0-0	0-0
TOTALS	2905	1818	1081	.627	19,024	14,100	1164-594	497-538	157-149

Series History

ABILENE CHRISTIAN

Overall Series Record: 2-0
Record in Fayetteville, Ark.: 2-0

DATE	SITE	W/L	SCORE
4/6/71	Fayetteville, Ark.	W	4-3
4/6/71	Fayetteville, Ark.	W	11-1

AIR FORCE

Overall Series Record: 1-1
Record at Neutral Sites: 1-1

DATE	SITE	W/L	SCORE
3/26/68	San Antonio, Texas	L	0-1
2/15/02	Arlington, Texas	W	18-1

ALABAMA

Overall Series Record: 36-46
Record in Fayetteville, Ark.: 21-18
Record in Tuscaloosa, Ala.: 12-23
Record at Neutral Sites: 3-5

DATE	SITE	W/L	SCORE
5/2/92	Fayetteville, Ark.	L	2-11
5/2/92	Fayetteville, Ark.	L	3-4
5/3/92	Fayetteville, Ark.	W	7-3
5/8/93	Tuscaloosa, Ala.	L	2-4
5/8/93	Tuscaloosa, Ala.	W	8-1
5/9/93	Tuscaloosa, Ala.	L	1-10
5/6/94	Fayetteville, Ark.	W	6-5
5/7/94	Fayetteville, Ark.	W	14-6
5/8/94	Fayetteville, Ark.	W	7-3
5/5/95	Tuscaloosa, Ala.	W	12-4
5/6/95	Tuscaloosa, Ala.	W	9-3
5/7/95	Tuscaloosa, Ala.	L	4-7
5/19/95	Starkville, Miss.!	W	5-2
5/20/95	Starkville, Miss.!	L	7-8
5/3/96	Fayetteville, Ark.	W	9-3
5/4/96	Fayetteville, Ark.	L	3-7
5/5/96	Fayetteville, Ark.	L	2-3
4/25/97	Tuscaloosa, Ala.	L	10-11
4/26/97	Tuscaloosa, Ala.	L	2-13
4/3/98	Fayetteville, Ark.	W	11-8
4/4/98	Fayetteville, Ark.	L	1-9
4/5/98	Fayetteville, Ark.	L	3-5
4/23/99	Tuscaloosa, Ala.	L	3-8
4/24/99	Tuscaloosa, Ala.	L	8-15
4/25/99	Tuscaloosa, Ala.	L	8-9
5/23/99	Hoover, Ala.!	L	3-9
4/14/00	Fayetteville, Ark.	L	5-6
4/15/00	Fayetteville, Ark.	L	7-8
4/16/00	Fayetteville, Ark.	L	8-9
5/11/01	Tuscaloosa, Ala.	L	6-11
5/12/01	Tuscaloosa, Ala.	L	9-10
5/13/01	Tuscaloosa, Ala.	L	6-8
3/22/02	Fayetteville, Ark.	L	5-9
3/23/02	Fayetteville, Ark.	W	10-0
3/24/02	Fayetteville, Ark.	L	1-4
4/25/03	Tuscaloosa, Ala.	L	2-10
4/26/03	Tuscaloosa, Ala.	L	3-6
4/27/03	Tuscaloosa, Ala.	L	2-14
4/2/04	Fayetteville, Ark.	L	3-6
4/3/04	Fayetteville, Ark.	W	7-2
4/4/04	Fayetteville, Ark.	W	11-6
5/13/05	Tuscaloosa, Ala.	W	5-4
5/14/05	Tuscaloosa, Ala.	L	2-5
5/15/05	Tuscaloosa, Ala.	W	3-2
5/26/05	Hoover, Ala.!	L	4-5
5/5/06	Fayetteville, Ark.	W	4-3 (11)
5/6/06	Fayetteville, Ark.	W	13-6
5/7/06	Fayetteville, Ark.	W	5-3
5/25/06	Hoover, Ala.!	L	3-4
5/11/07	Tuscaloosa, Ala.	L	0-10
5/12/07	Tuscaloosa, Ala.	W	12-5
5/13/07	Tuscaloosa, Ala.	L	5-9
5/23/07	Hoover, Ala.!	W	6-0
5/2/08	Fayetteville, Ark.	L	7-11
5/3/08	Fayetteville, Ark.	L	6-11
5/4/08	Fayetteville, Ark.	W	5-4
5/8/09	Tuscaloosa, Ala.	L	1-2
5/9/09	Tuscaloosa, Ala.	L	6-8
5/10/09	Tuscaloosa, Ala.	L	5-6
3/26/10	Fayetteville, Ark.	W	9-8
3/27/10	Fayetteville, Ark.	W	4-3
3/28/10	Fayetteville, Ark.	W	10-5
4/1/11	Tuscaloosa, Ala.	L	3-5
4/2/11	Tuscaloosa, Ala.	L	3-5
4/3/11	Tuscaloosa, Ala.	W	4-3
5/25/11	Hoover, Ala.!	L	4-7
5/27/11	Hoover, Ala.!	W	4-1
3/16/12	Fayetteville, Ark.	W	4-3 (12)

3/17/12	Fayetteville, Ark.	W	8-4
3/18/12	Fayetteville, Ark.	W	7-4
4/4/13	Tuscaloosa, Ala.	W	3-1
4/5/13	Tuscaloosa, Ala.	W	6-0
4/6/13	Tuscaloosa, Ala.	L	0-5
3/21/14	Fayetteville, Ark.	L	9-17
3/22/14	Fayetteville, Ark.	W	2-1
3/23/14	Fayetteville, Ark.	W	1-0
4/30/15	Tuscaloosa, Ala.	W	5-1
5/1/15	Tuscaloosa, Ala.	W	8-4
5/2/15	Tuscaloosa, Ala.	W	4-0
5/13/16	Fayetteville, Ark.	L	6-8
5/14/16	Fayetteville, Ark.	L	4-10
5/15/16	Fayetteville, Ark.	L	4-7

ALABAMA A&M

Overall Series Record: 2-0
Record in Fayetteville, Ark.: 2-0

DATE	SITE	W/L	SCORE
3/12/13	Fayetteville, Ark.	W	20-2
3/13/13	Fayetteville, Ark.	W	13-0

ALBANY

Overall Series Record: 1-0
Record in Fayetteville, Ark.: 1-0

DATE	SITE	W/L	SCORE
6/1/07	Fayetteville, Ark.+	W	9-0

ALCORN STATE

Overall Series Record: 1-0
Record in Fayetteville, Ark.: 1-0

DATE	SITE	W/L	SCORE
4/16/08	Fayetteville, Ark.	W	9-1

AMERICAN CHRISTIAN

Overall Series Record: 1-3
Record in Fayetteville, Ark.: 1-3

DATE	SITE	W/L	SCORE
4/21/75	Fayetteville, Ark.	L	0-6
4/21/75	Fayetteville, Ark.	L	1-2
4/27/76	Fayetteville, Ark.	W	2-0
4/27/76	Fayetteville, Ark.	L	0-1

APPALACHIAN STATE

Overall Series Record: 3-0
Record in Fayetteville, Ark.: 3-0

DATE	SITE	W/L	SCORE
2/14/14	Fayetteville, Ark.	W	12-2
2/15/14	Fayetteville, Ark.	W	7-6
2/16/14	Fayetteville, Ark.	W	8-3

ARIZONA

Overall Series Record: 2-3
Record in Tucson, Ariz.: 1-2
Record at Neutral Sites: 1-1

DATE	SITE	W/L	SCORE
6/3/79	Omaha, Neb.+	W	10-3
2/18/88	Tucson, Ariz.	L	11-12
2/19/88	Tucson, Ariz.	L	3-4
2/20/88	Tucson, Ariz.	W	7-2
6/19/04	Omaha, Neb.+	L	2-7

ARIZONA STATE

Overall Series Record: 3-8
Record in Fayetteville, Ark.: 2-0
Record in Tempe, Ariz.: 0-5
Record at Neutral Sites: 1-3

DATE	SITE	W/L	SCORE
5/29/89	Waterbury, Conn.+	W	1-0
5/21/98	Wichita, Kan.+	L	4-8
3/11/08	Tempe, Ariz.	L	5-6
3/12/08	Tempe, Ariz.	L	4-7
4/7/09	Fayetteville, Ark.	W	7-3
4/8/09	Fayetteville, Ark.	W	8-7
6/12/10	Tempe, Ariz.+	L	6-7 (12)
6/13/10	Tempe, Ariz.+	L	5-7 (12)
6/5/11	Tempe, Ariz.+	L	4-13
2/28/13	Surprise, Ariz.	L	2-3
3/2/13	Surprise, Ariz.	L	1-3

AUBURN

Overall Series Record: 39-44
Record in Fayetteville, Ark.: 21-18
Record in Auburn, Ala.: 15-21
Record at Neutral Sites: 3-5

DATE	SITE	W/L	SCORE
4/11/92	Fayetteville, Ark.	W	9-7
4/11/92	Fayetteville, Ark.	W	4-1
4/12/92	Fayetteville, Ark.	L	4-14
4/17/93	Auburn, Ala.	W	8-7
4/17/93	Auburn, Ala.	L	1-6
4/18/93	Auburn, Ala.	L	3-8
5/21/93	Baton Rouge, La.!	L	1-3
4/15/94	Fayetteville, Ark.	W	7-6
4/16/94	Fayetteville, Ark.	L	3-6
4/17/94	Fayetteville, Ark.	W	10-0
5/19/94	Oxford, Miss.!	L	1-3
4/14/95	Auburn, Ala.	L	1-7
4/15/95	Auburn, Ala.	L	1-3
4/16/95	Auburn, Ala.	L	7-11
4/13/96	Fayetteville, Ark.	W	9-2
4/13/96	Fayetteville, Ark.	W	9-6
4/14/96	Fayetteville, Ark.	L	2-4
4/18/97	Auburn, Ala.	L	4-11
4/19/97	Auburn, Ala.	W	9-5
4/20/97	Auburn, Ala.	L	3-12
5/14/97	Columbus, Ga.!	L	3-7
4/10/98	Fayetteville, Ark.	L	2-11
4/11/98	Fayetteville, Ark.	L	5-6
4/12/98	Fayetteville, Ark.	W	4-2
5/17/98	Hoover, Ala.!	L	5-7
3/12/99	Auburn, Ala.	L	4-11
3/13/99	Auburn, Ala.	W	20-9
3/14/99	Auburn, Ala.	L	12-13
5/20/99	Hoover, Ala.!	L	2-3 (11)
5/22/99	Hoover, Ala.!	W	9-5
5/22/99	Hoover, Ala.!	W	9-6
3/17/00	Fayetteville, Ark.	L	6-11
3/18/00	Fayetteville, Ark.	L	7-10
3/19/00	Fayetteville, Ark.	L	11-21
4/13/01	Auburn, Ala.	L	1-10
4/14/01	Auburn, Ala.	L	4-11
4/15/01	Auburn, Ala.	L	5-10
5/17/02	Fayetteville, Ark.	W	18-5
5/18/02	Fayetteville, Ark.	L	3-7
5/19/02	Fayetteville, Ark.	W	4-1
5/23/02	Hoover, Ala.!	W	7-3
4/18/03	Auburn, Ala.	W	9-7
4/19/03	Auburn, Ala.	W	11-6
4/20/03	Auburn, Ala.	L	2-5
5/21/04	Fayetteville, Ark.	W	9-7
5/22/04	Fayetteville, Ark.	L	4-7
5/23/04	Fayetteville, Ark.	W	15-3
4/1/05	Auburn, Ala.	L	1-5
4/2/05	Auburn, Ala.	L	7-8
4/3/05	Auburn, Ala.	W	8-6
5/18/06	Fayetteville, Ark.	W	6-3
5/19/06	Fayetteville, Ark.	W	10-5
5/20/06	Fayetteville, Ark.	W	11-2
4/27/07	Auburn, Ala.	W	12-1
4/28/07	Auburn, Ala.	L	9-11
4/29/07	Auburn, Ala.	W	8-1
4/4/08	Fayetteville, Ark.	L	2-5
4/5/08	Fayetteville, Ark.	W	5-4
4/6/08	Fayetteville, Ark.	L	10-12 (10)
3/20/09	Auburn, Ala.	W	3-2
3/21/09	Auburn, Ala.	W	10-6
3/22/09	Auburn, Ala.	W	12-6
4/30/10	Fayetteville, Ark.	W	9-4
5/1/10	Fayetteville, Ark.	L	7-8
5/2/10	Fayetteville, Ark.	L	2-13
3/18/11	Auburn, Ala.	W	6-5 (11)
3/19/11	Auburn, Ala.	L	5-9
3/20/11	Auburn, Ala.	L	7-8
5/10/12	Fayetteville, Ark.	L	2-3 (10)
5/11/12	Fayetteville, Ark.	W	5-4
5/12/12	Fayetteville, Ark.	L	5-12
5/16/13	Auburn, Ala.	L	0-3
5/17/13	Auburn, Ala.	W	1-0
5/18/13	Auburn, Ala.	L	6-11
4/25/14	Fayetteville, Ark.	L	1-2
4/26/14	Fayetteville, Ark.	W	4-3 (10)
4/26/14	Fayetteville, Ark.	L	2-7
4/3/15	Auburn, Ala.	W	10-7
4/4/15	Auburn, Ala.	L	2-3
4/5/15	Auburn, Ala.	W	6-4
4/25/16	Fayetteville, Ark.	W	3-2
4/26/16	Fayetteville, Ark.	W	14-7
4/27/16	Fayetteville, Ark.	W	3-1

Series History

BAKER

Overall Series Record: 7-1
Record in Fayetteville, Ark.: 7-1

DATE	SITE	W/L	SCORE
3/17/75	Fayetteville, Ark.	W	3-2
3/17/75	Fayetteville, Ark.	L	0-2
3/10/76	Fayetteville, Ark.	W	11-0
3/11/76	Fayetteville, Ark.	W	9-7
3/7/77	Fayetteville, Ark.	W	6-0
3/7/77	Fayetteville, Ark.	W	11-1
3/13/80	Fayetteville, Ark.	W	16-2
3/13/80	Fayetteville, Ark.	W	9-4

BALL STATE

Overall Series Record: 2-1
Record in Fayetteville, Ark.: 2-1

DATE	SITE	W/L	SCORE
2/19/10	Fayetteville, Ark.	W	10-2
2/20/10	Fayetteville, Ark.	L	2-5
2/21/10	Fayetteville, Ark.	W	9-3

BAYLOR

Overall Series Record: 38-28
Record in Fayetteville, Ark.: 22-7
Record in Waco, Texas: 14-19
Record at Neutral Sites: 2-2

DATE	SITE	W/L	SCORE
4/14/60	Monroe, La.	W	8-0
4/6/61	Waco, Texas	L	2-16
4/6/61	Waco, Texas	L	1-5
4/19/62	Monroe, La.	L	0-5
3/21/66	Waco, Texas	L	7-13
3/8/74	Waco, Texas	L	6-7
3/9/74	Waco, Texas	L	2-7
3/9/74	Waco, Texas	L	0-9
3/7/75	Fayetteville, Ark.	L	2-11
3/8/75	Fayetteville, Ark.	W	5-4
3/8/75	Fayetteville, Ark.	W	7-4
4/9/76	Waco, Texas	L	0-5
4/10/76	Waco, Texas	L	0-2
4/10/76	Waco, Texas	L	2-5
4/8/77	Fayetteville, Ark.	L	3-5
4/9/77	Fayetteville, Ark.	W	5-2
4/9/77	Fayetteville, Ark.	W	6-1
3/17/78	Waco, Texas	L	11-12
3/18/78	Waco, Texas	W	7-6
3/18/78	Waco, Texas	L	8-9
5/12/78	Austin, Texas!	L	0-1
3/16/79	Fayetteville, Ark.	W	12-1
3/17/79	Fayetteville, Ark.	W	5-1
3/17/79	Fayetteville, Ark.	L	0-4
5/12/79	Austin, Texas!	W	6-1
4/18/80	Waco, Texas	L	1-2
4/19/80	Waco, Texas	W	3-2
4/19/80	Waco, Texas	W	7-6
3/20/81	Fayetteville, Ark.	W	11-3
3/21/81	Fayetteville, Ark.	W	3-1
3/21/81	Fayetteville, Ark.	W	12-0
3/19/82	Waco, Texas	W	8-2
3/20/82	Waco, Texas	W	8-7
3/20/82	Waco, Texas	L	4-5 (10)
3/11/83	Fayetteville, Ark.	W	8-5
3/12/83	Fayetteville, Ark.	W	5-3
3/12/83	Fayetteville, Ark.	L	2-3
3/16/84	Waco, Texas	W	10-9
3/17/84	Waco, Texas	L	7-8
3/17/84	Waco, Texas	W	10-3
4/26/85	Fayetteville, Ark.	L	6-7
4/27/85	Fayetteville, Ark.	W	5-4
4/27/85	Fayetteville, Ark.	L	8-11
5/17/85	Fayetteville, Ark.!	W	6-4
4/25/86	Waco, Texas	L	8-10
4/26/86	Waco, Texas	L	4-6
4/26/86	Waco, Texas	W	10-7
4/17/87	Fayetteville, Ark.	W	5-3
4/18/87	Fayetteville, Ark.	W	8-0
4/18/87	Fayetteville, Ark.	W	6-5
4/22/88	Waco, Texas	W	4-2
4/23/88	Waco, Texas	L	5-7
4/23/88	Waco, Texas	W	11-10
4/14/89	Fayetteville, Ark.	W	8-4
4/15/89	Fayetteville, Ark.	W	9-1
4/15/89	Fayetteville, Ark.	W	10-3
4/13/90	Waco, Texas	W	13-3
4/14/90	Waco, Texas	L	1-2
4/14/90	Waco, Texas	W	3-2
4/19/91	Fayetteville, Ark.	W	13-5

4/20/91	Fayetteville, Ark.	W	7-6
4/20/91	Fayetteville, Ark.	L	6-7
3/10/98	Fayetteville, Ark.	W	9-1
6/9/12	Waco, Texas+	L	1-8
6/10/12	Waco, Texas+	W	5-4
6/11/12	Waco, Texas+	W	1-0 (10)

BELHAVEN

Overall Series Record: 2-1
Record in Jackson, Miss.: 2-1

DATE	SITE	W/L	SCORE
3/25/69	Jackson, Miss.	L	2-7
3/26/69	Jackson, Miss.	W	4-2
3/27/69	Jackson, Miss.	W	4-2

BENEDICTINE

Overall Series Record: 1-0
Record in Fayetteville, Ark.: 1-0

DATE	SITE	W/L	SCORE
3/9/88	Fayetteville, Ark.	W	9-0

BINGHAMTON

Overall Series Record: 3-0
Record in Fayetteville, Ark.: 3-0

DATE	SITE	W/L	SCORE
3/9/12	Fayetteville, Ark.	W	4-0
3/10/12	Fayetteville, Ark.	W	5-3
3/11/12	Fayetteville, Ark.	W	6-0

BRYANT

Overall Series Record: 1-1
Record at Neutral Sites: 1-1

DATE	SITE	W/L	SCORE
5/31/13	Manhattan, Kan.+	L	1-4
6/2/13	Manhattan, Kan.+	W	12-3

BUCKNELL

Overall Series Record: 2-0
Record at Neutral Sites: 2-0

DATE	SITE	W/L	SCORE
5/31/03	Austin, Texas+	W	10-7
6/1/14	Charlottesville, Va.+	W	10-0

BUENA VISTA

Overall Series Record: 14-8
Record in Fayetteville, Ark.: 13-8
Record at Neutral Sites: 1-0

DATE	SITE	W/L	SCORE
1960	Fayetteville, Ark.	W	10-4
1960	Fayetteville, Ark.	L	1-3
3/27/61	Fayetteville, Ark.	L	6-10
3/29/61	Fayetteville, Ark.	W	2-0
3/26/62	Fayetteville, Ark.	L	4-8
3/27/62	Fayetteville, Ark.	L	7-8
3/28/62	Fayetteville, Ark.	W	5-4
3/25/63	Fayetteville, Ark.	W	9-1
3/25/63	Fayetteville, Ark.	W	8-7
3/26/63	Fayetteville, Ark.	W	11-10
3/23/64	Fayetteville, Ark.	L	5-6
3/24/64	Fayetteville, Ark.	L	13-16
3/31/66	Fayetteville, Ark.	L	0-3
4/1/66	Fayetteville, Ark.	W	16-13
3/21/67	Fayetteville, Ark.	W	6-1
3/21/67	Fayetteville, Ark.	W	4-3
3/22/67	Fayetteville, Ark.	L	3-6
4/1/69	Fayetteville, Ark.	W	16-4
4/1/69	Fayetteville, Ark.	W	14-1
3/25/71	Fayetteville, Ark.	W	5-1
3/25/71	Fayetteville, Ark.	W	3-2
3/31/72	Tulsa, Okla.	W	1-0

BYU

Overall Series Record: 2-1
Record in Fayetteville, Ark.: 2-0
Record at Neutral Sites: 0-1

DATE	SITE	W/L	SCORE
3/13/90	Fresno, Calif.	L	5-6
2/28/12	Fayetteville, Ark.	W	5-0
2/29/12	Fayetteville, Ark.	W	8-1

CALIFORNIA

Overall Series Record: 4-5
Record in Fayetteville, Ark.: 2-1
Record in Berkeley, Calif.: 2-3
Record at Neutral Sites: 0-1

DATE	SITE	W/L	SCORE
5/24/80	Tulsa, Okla.+	L	1-7
3/6/09	Fayetteville, Ark.	W	5-4 (10)
3/7/09	Fayetteville, Ark.	L	6-12
3/8/09	Fayetteville, Ark.	W	13-3
3/5/10	Berkeley, Calif.	W	7-3
3/6/10	Berkeley, Calif.	W	9-5
3/7/10	Berkeley, Calif.	L	0-6
3/9/14	Berkeley, Calif.	L	3-4
3/9/14	Berkeley, Calif.	L	1-2

CAL STATE FULLERTON

Overall Series Record: 1-3
Record at Neutral Sites: 1-3

DATE	SITE	W/L	SCORE
6/6/79	Omaha, Neb.+	L	10-13
6/8/79	Omaha, Neb.+	L	1-2
3/7/93	Minneapolis, Minn.	L	5-6
6/13/09	Omaha, Neb.+	W	10-6

CAL STATE NORTHBRIDGE

Overall Series Record: 3-0
Record in Fayetteville, Ark.: 3-0

DATE	SITE	W/L	SCORE
3/10/06	Fayetteville, Ark.	W	6-5
3/11/06	Fayetteville, Ark.	W	8-1
3/12/06	Fayetteville, Ark.	W	8-6

CARTHAGE

Overall Series Record: 1-0-1
Record in Fayetteville, Ark.: 1-0-1

DATE	SITE	W/L	SCORE
1971	Fayetteville, Ark.	W	8-1
1971	Fayetteville, Ark.	T	2-2

CENTENARY

Overall Series Record: 32-8
Record in Fayetteville, Ark.: 20-4
Record in Shreveport, La.: 12-4

DATE	SITE	W/L	SCORE
1960	Shreveport, La.	L	12-13
1960	Shreveport, La.	L	2-3
4/14/61	Fayetteville, Ark.	W	10-2
4/27/62	Shreveport, La.	W	6-2
4/28/62	Shreveport, La.	W	7-2
4/8/63	Fayetteville, Ark.	L	6-7
4/9/63	Fayetteville, Ark.	W	3-2
4/3/64	Shreveport, La.	W	8-4
4/4/64	Shreveport, La.	L	7-8
4/10/65	Fayetteville, Ark.	L	7-10
4/10/65	Fayetteville, Ark.	L	4-8
4/16/66	Shreveport, La.	W	4-2
4/16/66	Shreveport, La.	W	3-2
4/1/80	Fayetteville, Ark.	W	2-1
4/1/80	Fayetteville, Ark.	W	7-5
3/20/88	Shreveport, La.	W	12-2
4/8/90	Fayetteville, Ark.	W	9-5
3/17/91	Shreveport, La.	W	7-3
4/21/92	Fayetteville, Ark.	W	9-8 (10)
3/5/94	Fayetteville, Ark.	W	11-5
3/6/94	Fayetteville, Ark.	W	13-1
3/31/99	Fayetteville, Ark.	W	18-2
2/29/00	Fayetteville, Ark.	W	7-6 (10)
3/1/00	Fayetteville, Ark.	W	21-9
3/21/01	Shreveport, La.	W	5-0
3/26/02	Fayetteville, Ark.	W	16-4
3/27/02	Fayetteville, Ark.	W	10-2
3/19/03	Shreveport, La.	W	14-9
3/16/04	Fayetteville, Ark.	W	10-9
3/17/04	Fayetteville, Ark.	W	15-3
3/22/05	Shreveport, La.	W	10-1
3/23/05	Shreveport, La.	W	14-1
3/21/06	Fayetteville, Ark.	W	10-2
3/22/06	Fayetteville, Ark.	W	8-5
3/21/07	Shreveport, La.	W	16-14
3/25/08	Fayetteville, Ark.	W	9-0
3/26/08	Fayetteville, Ark.	L	1-5
3/10/09	Shreveport, La.	L	3-8
3/30/10	Fayetteville, Ark.	W	18-2
3/31/10	Fayetteville, Ark.	W	9-4

CENTRAL MICHIGAN

Overall Series Record: 5-0
Record in Fayetteville, Ark.: 5-0

DATE	SITE	W/L	SCORE
3/24/98	Fayetteville, Ark.	W	4-2
3/25/98	Fayetteville, Ark.	W	7-2
2/19/16	Fayetteville, Ark.	W	6-1
2/20/16	Fayetteville, Ark.	W	4-3
2/21/16	Fayetteville, Ark.	W	9-4

CENTRAL MISSOURI

Overall Series Record: 9-0
Record in Fayetteville, Ark.: 9-0

DATE	SITE	W/L	SCORE
4/29/64	Fayetteville, Ark.	W	7-5
4/29/64	Fayetteville, Ark.	W	10-9
3/15/83	Fayetteville, Ark.	W	7-5
3/15/83	Fayetteville, Ark.	W	5-0
3/16/83	Fayetteville, Ark.	W	12-3
3/16/83	Fayetteville, Ark.	W	8-1
2/28/92	Fayetteville, Ark.	W	9-1
3/8/95	Fayetteville, Ark.	W	9-8
3/4/97	Fayetteville, Ark.	W	22-6

CENTRAL OKLAHOMA

Overall Series Record: 1-0
Record in Fayetteville, Ark.: 1-0

DATE	SITE	W/L	SCORE
4/8/91	Fayetteville, Ark.	W	6-2

CHARLOTTE

Overall Series Record: 1-1
Record at Neutral Sites: 1-1

DATE	SITE	W/L	SCORE
6/3/11	Tempe, Ariz.+	L	2-3
6/5/11	Tempe, Ariz.+	W	11-3

CLEMSON

Overall Series Record: 3-3
Record in Fayetteville, Ark.: 0-1
Record in Clemson, S.C.: 1-2
Record at Neutral Sites: 2-0

DATE	SITE	W/L	SCORE
5/23/87	Huntsville, Ala.+	W	6-5 (10)
5/24/87	Huntsville, Ala.+	W	4-2
5/29/99	Fayetteville, Ark.+	L	4-12
6/7/02	Clemson, S.C.+	W	9-6
6/8/02	Clemson, S.C.+	L	7-8
6/9/02	Clemson, S.C.+	L	4-7

COASTAL CAROLINA

Overall Series Record: 1-2
Record in Fayetteville, Ark.: 1-2

DATE	SITE	W/L	SCORE
5/20/83	Fayetteville, Ark.	L	3-5
5/21/83	Fayetteville, Ark.	L	7-13
5/21/83	Fayetteville, Ark.	W	6-4

COLORADO

Overall Series Record: 2-0
Record in Fayetteville, Ark.: 2-0

DATE	SITE	W/L	SCORE
1960	Fayetteville, Ark.	W	17-2
1960	Fayetteville, Ark.	W	8-2

CREIGHTON

Overall Series Record: 10-5
Record in Fayetteville, Ark.: 5-1
Record in Omaha, Neb.: 5-4

DATE	SITE	W/L	SCORE
5/7/71	Omaha, Neb.	L	4-6
5/7/71	Omaha, Neb.	W	2-0
5/8/71	Omaha, Neb.	L	2-3
5/8/71	Omaha, Neb.	L	1-2
4/27/73	Omaha, Neb.	W	5-1
4/27/73	Omaha, Neb.	W	11-2
4/28/73	Omaha, Neb.	W	3-1
4/28/73	Omaha, Neb.	L	2-6
3/6/74	Fayetteville, Ark.	L	1-12
3/6/74	Fayetteville, Ark.	W	12-4
3/13/77	Fayetteville, Ark.	W	8-0
2/11/03	Fayetteville, Ark.	W	9-5
6/3/07	Fayetteville, Ark.+	W	6-0
5/12/15	Omaha, Neb.	W	6-2
4/19/16	Fayetteville, Ark.	W	6-2

DALLAS BAPTIST

Overall Series Record: 11-7
Record in Fayetteville, Ark.: 9-5
Record in Dallas, Texas: 1-0
Record at Neutral Sites: 1-2

DATE	SITE	W/L	SCORE
4/30/82	Fayetteville, Ark.	W	4-2
4/30/82	Fayetteville, Ark.	W	6-1
5/1/82	Fayetteville, Ark.	L	1-3
5/1/82	Fayetteville, Ark.	W	7-2
4/29/83	Fort Smith, Ark.	L	9-19
4/30/83	Fayetteville, Ark.	W	8-4
4/30/83	Fayetteville, Ark.	W	8-7
3/19/84	Fayetteville, Ark.	W	8-2
3/20/84	Fayetteville, Ark.	L	3-6
3/20/84	Fayetteville, Ark.	W	3-0
3/28/88	Fayetteville, Ark.	L	6-9
4/10/89	Fayetteville, Ark.	L	8-10
4/16/90	Fayetteville, Ark.	W	10-6
4/22/91	Fayetteville, Ark.	L	4-7
4/23/92	Fayetteville, Ark.	W	13-3
2/14/99	Lafayette, La.	L	8-10
2/11/05	Dallas, Texas	W	13-3
2/12/05	Arlington, Texas	W	8-1

DELAWARE

Overall Series Record: 3-0
Record in Fayetteville, Ark.: 1-0
Record at Neutral Sites: 2-0

DATE	SITE	W/L	SCORE
5/26/79	Tallahassee, Fla.+	W	8-6
5/27/79	Tallahassee, Fla.+	W	4-3
5/28/99	Fayetteville, Ark.+	W	10-6

DELAWARE STATE

Overall Series Record: 3-0
Record in Fayetteville, Ark.: 3-0

DATE	SITE	W/L	SCORE
2/18/11	Fayetteville, Ark.	W	5-0
2/19/11	Fayetteville, Ark.	W	9-2
2/20/11	Fayetteville, Ark.	W	10-0

DELTA STATE

Overall Series Record: 2-3
Record in Cleveland, Miss.: 2-3

DATE	SITE	W/L	SCORE
4/19/63	Cleveland, Miss.	W	5-2
4/20/63	Cleveland, Miss.	L	2-10
4/21/65	Cleveland, Miss.	L	1-5
4/22/65	Cleveland, Miss.	L	7-12
4/17/67	Cleveland, Miss.	W	12-9

DRAKE

Overall Series Record: 5-1
Record in Fayetteville, Ark.: 5-1

DATE	SITE	W/L	SCORE
3/17/71	Fayetteville, Ark.	W	6-2
3/17/71	Fayetteville, Ark.	L	6-7
3/18/72	Fayetteville, Ark.	W	9-4
3/18/72	Fayetteville, Ark.	W	4-2
3/22/73	Fayetteville, Ark.	W	11-10
3/22/73	Fayetteville, Ark.	W	3-2

EASTERN ILLINOIS

Overall Series Record: 26-2
Record in Fayetteville, Ark.: 26-2

DATE	SITE	W/L	SCORE
3/22/84	Fayetteville, Ark.	W	6-0
3/22/84	Fayetteville, Ark.	W	16-2
3/13/93	Fayetteville, Ark.	W	8-3
3/14/93	Fayetteville, Ark.	W	8-7
3/14/93	Fayetteville, Ark.	W	7-1
2/20/98	Fayetteville, Ark.	W	16-0
2/21/98	Fayetteville, Ark.	L	4-5
2/22/98	Fayetteville, Ark.	W	8-1
2/26/99	Fayetteville, Ark.	W	8-3
2/27/99	Fayetteville, Ark.	W	17-2
2/28/99	Fayetteville, Ark.	W	10-3
2/23/01	Fayetteville, Ark.	W	6-2
2/25/01	Fayetteville, Ark.	W	10-4
2/25/01	Fayetteville, Ark.	W	17-4
2/14/03	Fayetteville, Ark.	W	5-1
2/15/03	Fayetteville, Ark.	W	17-3
3/11/05	Fayetteville, Ark.	W	17-2
3/12/05	Fayetteville, Ark.	W	12-1

3/13/05	Fayetteville, Ark.	W	6-0
2/21/14	Fayetteville, Ark.	W	6-2
2/22/14	Fayetteville, Ark.	W	8-3
2/23/14	Fayetteville, Ark.	W	8-3
3/2/15	Fayetteville, Ark.	W	4-1
3/2/15	Fayetteville, Ark.	W	8-1
3/3/15	Fayetteville, Ark.	W	7-0
3/4/16	Fayetteville, Ark.	W	5-2
3/4/16	Fayetteville, Ark.	W	8-10 (12)
3/4/16	Fayetteville, Ark.	W	3-2

EASTERN KENTUCKY

Overall Series Record: 1-0
Record at Neutral Sites: 1-0

DATE	SITE	W/L	SCORE
5/23/85	Tallahassee, Fla.+	W	20-13

EASTERN MICHIGAN

Overall Series Record: 14-1
Record in Fayetteville, Ark.: 7-0
Record at Neutral Sites: 7-1

DATE	SITE	W/L	SCORE
3/23/77	Fayetteville, Ark.	W	4-3
3/23/77	Fayetteville, Ark.	W	8-1
3/26/79	Fayetteville, Ark.	W	6-2
3/26/79	Fayetteville, Ark.	W	1-0
3/27/79	Fayetteville, Ark.	W	6-0
3/1/81	Lakeland, Fla.	W	17-10
3/3/81	Lakeland, Fla.	L	5-7
3/6/81	Lakeland, Fla.	W	6-2
3/6/81	Lakeland, Fla.	W	9-8
2/25/84	Lakeland, Fla.	W	3-2
2/29/84	Lakeland, Fla.	W	8-1
3/2/84	Lakeland, Fla.	W	4-1
3/16/90	Fresno, Calif.	W	6-4
3/11/91	Fayetteville, Ark.	W	6-5
3/12/91	Fayetteville, Ark.	W	12-4

EAST TEXAS BAPTIST

Overall Series Record: 0-2
Record in Marshall, Texas: 0-2

DATE	SITE	W/L	SCORE
3/23/68	Marshall, Texas	L	0-4
3/23/68	Marshall, Texas	L	1-2

ECKERD

Overall Series Record: 1-0
Record at Neutral Sites: 1-0

DATE	SITE	W/L	SCORE
3/3/89	Lakeland, Fla.	W	8-2

EMPORIA STATE

Overall Series Record: 8-5
Record in Fayetteville, Ark.: 5-1
Record in Emporia, Kan.: 2-4
Record at Neutral Sites: 1-0

DATE	SITE	W/L	SCORE
1960	Fayetteville, Ark.	W	19-11
1960	Fayetteville, Ark.	W	11-4
4/19/61	Emporia, Kan.	L	2-4
4/20/61	Chanute, Kan.	W	15-10
4/13/62	Fayetteville, Ark.	W	6-2
4/14/62	Fayetteville, Ark.	W	12-3
4/3/63	Emporia, Kan.	W	12-8
4/3/63	Emporia, Kan.	L	2-18
4/13/64	Fayetteville, Ark.	W	8-3
4/13/64	Fayetteville, Ark.	L	6-10
4/6/65	Emporia, Kan.	L	4-8
1967	Emporia, Kan.	W	8-5
1967	Emporia, Kan.	L	4-5

EVANGEL

Overall Series Record: 20-0
Record in Fayetteville, Ark.: 12-0
Record in Springfield, Mo.: 8-0

DATE	SITE	W/L	SCORE
1968	Fayetteville, Ark.	W	3-1
1968	Fayetteville, Ark.	W	2-1
5/3/69	Springfield, Mo.	W	3-0
5/3/69	Springfield, Mo.	W	18-0
5/12/70	Springfield, Mo.	W	10-0
5/12/70	Springfield, Mo.	W	6-0
5/5/71	Springfield, Mo.	W	12-1
5/5/71	Springfield, Mo.	W	13-0
1973	Fayetteville, Ark.	W	5-4

Series History

1973	Fayetteville, Ark.	W	11-0
4/15/74	Springfield, Mo.	W	6-4
4/15/74	Springfield, Mo.	W	5-3
3/16/82	Fayetteville, Ark.	W	5-1
3/16/82	Fayetteville, Ark.	W	4-1
4/7/87	Fayetteville, Ark.	W	16-2
4/5/88	Fayetteville, Ark.	W	13-8
4/5/89	Fayetteville, Ark.	W	6-4
3/27/90	Fayetteville, Ark.	W	8-3
4/2/91	Fayetteville, Ark.	W	10-0
3/30/92	Fayetteville, Ark.	W	10-0

EVANSVILLE

Overall Series Record: 9-2
Record in Fayetteville, Ark.: 9-2

DATE	SITE	W/L	SCORE
3/23/86	Fayetteville, Ark.	W	18-8
3/24/86	Fayetteville, Ark.	W	4-0
3/25/86	Fayetteville, Ark.	W	9-8
2/24/95	Fayetteville, Ark.	W	8-5
2/25/95	Fayetteville, Ark.	W	6-5
2/26/95	Fayetteville, Ark.	L	2-3
3/6/01	Fayetteville, Ark.	L	1-4
3/7/01	Fayetteville, Ark.	W	5-1
2/22/13	Fayetteville, Ark.	W	10-4
2/23/13	Fayetteville, Ark.	W	5-2
2/24/13	Fayetteville, Ark.	W	10-2

FLORIDA

Overall Series Record: 28-30
Record in Fayetteville, Ark.: 13-11
Record in Gainesville, Fla.: 11-16
Record at Neutral Sites: 4-3

DATE	SITE	W/L	SCORE
5/26/79	Tallahassee, Fla.+	W	9-1
4/8/94	Gainesville, Fla.	L	2-5
4/9/94	Gainesville, Fla.	L	7-8
4/10/94	Gainesville, Fla.	L	2-3 (11)
4/7/95	Fayetteville, Ark.	W	5-4
4/8/95	Fayetteville, Ark.	W	13-5
4/9/95	Fayetteville, Ark.	L	2-5
5/1/98	Fayetteville, Ark.	L	6-7
5/2/98	Fayetteville, Ark.	L	9-13
5/3/98	Fayetteville, Ark.	W	4-3
4/2/99	Gainesville, Fla.	W	8-1
4/3/99	Gainesville, Fla.	W	6-5
4/4/99	Gainesville, Fla.	W	10-5
3/24/00	Fayetteville, Ark.	L	7-8 (11)
3/25/00	Fayetteville, Ark.	L	7-8 (10)
3/26/00	Fayetteville, Ark.	L	4-7
3/23/01	Gainesville, Fla.	L	4-7
3/24/01	Gainesville, Fla.	L	4-8
3/25/01	Gainesville, Fla.	L	1-4
3/19/04	Gainesville, Fla.	L	1-11
3/20/04	Gainesville, Fla.	W	8-2
3/21/04	Gainesville, Fla.	L	6-7 (10)
5/6/05	Fayetteville, Ark.	W	4-1
5/7/05	Fayetteville, Ark.	W	3-2 (10)
5/8/05	Fayetteville, Ark.	L	10-11
5/25/05	Hoover, Ala.!	L	8-9
3/17/06	Gainesville, Fla.	L	3-6
3/18/06	Gainesville, Fla.	W	4-2
3/19/06	Gainesville, Fla.	L	7-8
4/14/07	Fayetteville, Ark.	W	14-3
4/14/07	Fayetteville, Ark.	W	7-1
4/15/07	Fayetteville, Ark.	W	10-7
4/11/08	Gainesville, Fla.	W	2-1
4/12/08	Gainesville, Fla.	L	1-6
4/13/08	Gainesville, Fla.	W	10-4
3/13/09	Fayetteville, Ark.	W	11-4
3/14/09	Fayetteville, Ark.	W	8-4
3/15/09	Fayetteville, Ark.	W	4-2
5/20/09	Hoover, Ala.!	W	8-5
5/22/09	Hoover, Ala.!	W	10-7
4/23/10	Gainesville, Fla.	W	8-3
4/24/10	Gainesville, Fla.	L	2-8
4/25/10	Gainesville, Fla.	L	1-2
5/27/10	Hoover, Ala.!	L	4-5
5/5/11	Fayetteville, Ark.	W	4-3
5/6/11	Fayetteville, Ark.	W	5-3
5/7/11	Fayetteville, Ark.	L	3-5
4/27/12	Gainesville, Fla.	L	2-3
4/28/12	Gainesville, Fla.	W	5-1
4/29/12	Gainesville, Fla.	W	3-1 (10)
4/14/14	Gainesville, Fla.	L	1-2
4/15/14	Gainesville, Fla.	L	0-1
3/16/14	Gainesville, Fla.	W	9-3
5/20/15	Hoover, Ala.!	W	7-6

5/22/15	Hoover, Ala.!	L	0-10
4/14/16	Fayetteville, Ark.	L	8-12
4/15/16	Fayetteville, Ark.	L	2-9
4/16/16	Fayetteville, Ark.	L	2-8

FLORIDA SOUTHERN

Overall Series Record: 2-1
Record in Lakeland, Fla.: 2-1

DATE	SITE	W/L	SCORE
3/4/81	Lakeland, Fla.	L	3-5
3/5/81	Lakeland, Fla.	W	13-3
3/1/84	Lakeland, Fla.	W	5-1

FLORIDA STATE

Overall Series Record: 5-0
Record in Fayetteville, Ark.: 2-0
Record in Tallahassee, Fla.: 3-0

DATE	SITE	W/L	SCORE
5/25/85	Tallahassee, Fla.+	W	7-6
6/11/04	Fayetteville, Ark.+	W	7-5
6/12/04	Fayetteville, Ark.+	W	4-2
6/5/09	Tallahassee, Fla.+	W	7-2
6/6/09	Tallahassee, Fla.+	W	9-8

FORDHAM

Overall Series Record: 0-1
Record at Neutral Sites: 0-1

DATE	SITE	W/L	SCORE
5/25/90	Wichita, Kan.+	L	5-8

FRESNO STATE

Overall Series Record: 1-0
Record in Fresno, Calif.: 1-0

DATE	SITE	W/L	SCORE
3/17/90	Fresno, Calif.	W	6-4

GEORGE MASON

Overall Series Record: 2-0
Record at Neutral Sites: 2-0

DATE	SITE	W/L	SCORE
5/24/85	Tallahassee, Fla.+	W	13-9
2/10/06	Mobile, Ala.	W	4-1

GEORGE WASHINGTON

Overall Series Record: 3-0
Record at Neutral Sites: 3-0

DATE	SITE	W/L	SCORE
5/25/79	Tallahassee, Fla.+	W	12-11
5/26/89	Waterbury, Conn.+	W	8-2
3/12/90	Fresno, Calif.	W	5-1

GEORGIA

Overall Series Record: 30-21
Record in Fayetteville, Ark.: 17-7
Record in Athens, Ga.: 12-13
Record at Neutral Sites: 1-1

DATE	SITE	W/L	SCORE
5/31/87	Omaha, Neb.+	W	5-4
3/21/92	Athens, Ga.	W	1-0
3/21/92	Athens, Ga.	W	5-3
3/27/93	Fayetteville, Ark.	W	7-2
3/27/93	Fayetteville, Ark.	W	11-1
3/28/93	Fayetteville, Ark.	W	5-4 (10)
4/5/96	Athens, Ga.	L	3-7
4/6/96	Athens, Ga.	W	4-3
4/7/96	Athens, Ga.	L	6-7
4/5/97	Fayetteville, Ark.	W	11-2
4/5/97	Fayetteville, Ark.	W	15-6
4/6/97	Fayetteville, Ark.	W	17-8
4/21/00	Athens, Ga.	L	2-10
4/22/00	Athens, Ga.	L	8-14
4/23/00	Athens, Ga.	L	5-15
3/16/01	Fayetteville, Ark.	W	8-5
3/17/01	Fayetteville, Ark.	W	20-3
3/18/01	Fayetteville, Ark.	L	6-7
3/15/02	Athens, Ga.	L	3-10
3/16/02	Athens, Ga.	L	4-8
3/17/02	Athens, Ga.	W	16-12 (10)
4/4/03	Fayetteville, Ark.	W	9-4
4/5/03	Fayetteville, Ark.	W	14-3
4/6/03	Fayetteville, Ark.	L	4-10
3/24/06	Fayetteville, Ark.	L	0-2
3/25/06	Fayetteville, Ark.	L	7-8
3/26/06	Fayetteville, Ark.	W	5-4 (10)

4/20/07	Athens, Ga.	L	1-6
4/21/07	Athens, Ga.	W	7-6 (10)
4/22/07	Athens, Ga.	W	9-3
3/14/08	Fayetteville, Ark.	W	5-1
3/15/08	Fayetteville, Ark.	L	11-15
3/16/08	Fayetteville, Ark.	L	2-13
4/17/09	Athens, Ga.	L	3-4
4/18/09	Athens, Ga.	L	3-4
4/19/09	Athens, Ga.	W	2-0
5/21/09	Hoover, Ala.!	L	1-2 (10)
4/16/10	Fayetteville, Ark.	W	10-2
4/17/10	Fayetteville, Ark.	W	10-2
4/18/10	Fayetteville, Ark.	W	13-5
4/29/11	Athens, Ga.	W	10-4
4/30/11	Athens, Ga.	L	0-3
5/1/11	Athens, Ga.	L	5-6
4/6/12	Fayetteville, Ark.	L	2-4
4/7/12	Fayetteville, Ark.	W	8-3
4/8/12	Fayetteville, Ark.	W	8-0
4/26/13	Athens, Ga.	W	2-0
4/27/13	Athens, Ga.	W	2-1
5/14/15	Athens, Ga.	L	1-10
5/15/15	Athens, Ga.	W	9-0
5/16/15	Athens, Ga.	W	8-1

GEORGIA TECH

Overall Series Record: 1-2
Record at Neutral Sites: 1-2

DATE	SITE	W/L	SCORE
5/26/85	Tallahassee, Fla.+	W	7-5
3/6/93	Minneapolis, Minn.	L	2-3
5/23/98	Wichita, Kan.+	L	0-2

GONZAGA

Overall Series Record: 3-5
Record in Fayetteville, Ark.: 2-3
Record in Seattle, Wash.: 0-1
Record at Neutral Sites: 1-1

DATE	SITE	W/L	SCORE
3/14/90	Fresno, Calif.	W	7-4
3/12/92	Seattle, Wash.	L	1-6
3/13/12	Fayetteville, Ark.	W	1-0
3/14/12	Fayetteville, Ark.	W	5-3
3/1/13	Surprise, Ariz.	L	0-3
3/10/15	Fayetteville, Ark.	L	2-6
3/11/15	Fayetteville, Ark.	L	5-15
3/9/16	Fayetteville, Ark.	L	10-15

GRAMBLING STATE

Overall Series Record: 5-0
Record in Fayetteville, Ark.: 5-0

DATE	SITE	W/L	SCORE
6/4/10	Fayetteville, Ark.+	W	19-7
3/18/14	Fayetteville, Ark.	W	4-3
3/19/14	Fayetteville, Ark.	W	8-0
3/15/16	Fayetteville, Ark.	W	14-4
3/16/16	Fayetteville, Ark.	W	3-2

HAWAII

Overall Series Record: 4-4
Record in Honolulu, Hawaii: 4-4

DATE	SITE	W/L	SCORE
2/27/87	Honolulu, Hawaii	L	4-8
2/28/87	Honolulu, Hawaii	L	5-6 (10)
3/1/87	Honolulu, Hawaii	W	9-7 (10)
3/2/87	Honolulu, Hawaii	W	7-4
3/1/90	Honolulu, Hawaii	L	3-9
3/2/90	Honolulu, Hawaii	W	17-9
3/2/90	Honolulu, Hawaii	L	1-2
3/2/06	Honolulu, Hawaii	W	5-1

HAWAII PACIFIC

Overall Series Record: 3-1
Record in Honolulu, Hawaii: 3-1

DATE	SITE	W/L	SCORE
2/25/87	Honolulu, Hawaii	L	4-6
2/26/87	Honolulu, Hawaii	W	10-7
2/27/91	Honolulu, Hawaii	W	12-2
2/28/91	Honolulu, Hawaii	W	5-4

Series History

HOUSTON

Overall Series Record: 38-27
Record in Fayetteville, Ark.: 17-7
Record in Houston, Texas: 14-16
Record at Neutral Sites: 7-4

DATE	SITE	W/L	SCORE
4/27/74	Houston, Texas	L	0-8
4/27/74	Houston, Texas	L	5-6
4/27/74	Houston, Texas	L	3-8
4/25/75	Houston, Texas	W	5-1
4/26/75	Houston, Texas	W	3-0
4/26/75	Houston, Texas	L	3-10
3/5/76	Houston, Texas	L	4-9
3/6/76	Houston, Texas	L	0-1
3/6/76	Houston, Texas	L	2-3
3/4/77	Fayetteville, Ark.	W	5-3
3/5/77	Fayetteville, Ark.	W	2-0
3/5/77	Fayetteville, Ark.	L	0-5
4/21/78	Houston, Texas	W	6-5
4/22/78	Houston, Texas	W	5-1
4/22/78	Houston, Texas	L	4-14
4/20/79	Fayetteville, Ark.	W	5-3
4/21/79	Fayetteville, Ark.	W	3-0
4/21/79	Fayetteville, Ark.	W	11-10 (8)
3/21/80	Houston, Texas	W	13-6
3/22/80	Houston, Texas	W	4-2
3/22/80	Houston, Texas	L	6-11
4/17/81	Fayetteville, Ark.	L	3-5
4/18/81	Fayetteville, Ark.	W	15-4
4/18/81	Fayetteville, Ark.	W	2-1
5/15/81	Austin, Texas!	L	2-7
5/17/81	Austin, Texas!	W	9-3
4/16/82	Houston, Texas	L	3-7
4/17/82	Houston, Texas	L	0-2
4/17/82	Houston, Texas	W	1-0 (10)
5/14/82	College Station, Texas!	W	9-6
5/16/82	College Station, Texas!	L	8-9
4/10/83	Fayetteville, Ark.	W	1-0
4/10/83	Fayetteville, Ark.	L	8-12
4/11/83	Fayetteville, Ark.	W	9-1
5/13/83	Austin, Texas!	W	4-3
5/15/83	Austin, Texas!	W	9-7
4/14/84	Houston, Texas	L	5-6
4/14/84	Houston, Texas	W	17-4
4/15/84	Houston, Texas	L	3-4
4/5/85	Fayetteville, Ark.	W	16-12
4/6/85	Fayetteville, Ark.	W	5-4
4/6/85	Fayetteville, Ark.	L	9-10
4/4/86	Houston, Texas	W	15-6
4/5/86	Houston, Texas	W	3-2
4/5/86	Houston, Texas	W	10-6
3/27/87	Fayetteville, Ark.	L	3-4
3/28/87	Fayetteville, Ark.	W	10-3
3/28/87	Fayetteville, Ark.	W	12-6
5/17/87	Austin, Texas!	W	14-9
4/1/88	Houston, Texas	L	2-8
4/2/88	Houston, Texas	W	16-7
4/2/88	Houston, Texas	L	5-6 (10)
3/24/89	Fayetteville, Ark.	W	10-1
3/25/89	Fayetteville, Ark.	W	3-0
3/25/89	Fayetteville, Ark.	W	8-3
5/19/89	College Station, Texas!	W	5-4
3/23/90	Houston, Texas	W	6-1
3/24/90	Houston, Texas	W	6-4
3/24/90	Houston, Texas	L	0-6
5/19/90	Austin, Texas!	L	1-7
3/29/91	Fayetteville, Ark.	L	3-4
3/30/91	Fayetteville, Ark.	W	6-2
3/30/91	Fayetteville, Ark.	L	5-6
3/3/12	Houston, Texas	L	1-4
2/27/16	Houston, Texas	W	12-3

ILLINOIS

Overall Series Record: 3-0
Record in Fayetteville, Ark.: 2-0
Record at Neutral Sites: 1-0

DATE	SITE	W/L	SCORE
3/13/84	Fayetteville, Ark.	W	18-5
3/14/84	Fayetteville, Ark.	W	6-5
5/28/89	Waterbury, Conn.+	W	9-2

ILLINOIS-CHICAGO

Overall Series Record: 7-1
Record in Fayetteville, Ark.: 7-1

DATE	SITE	W/L	SCORE
3/1/03	Fayetteville, Ark.	W	8-7 (11)
3/1/03	Fayetteville, Ark.	W	6-4
3/2/03	Fayetteville, Ark.	W	13-2

3/12/04	Fayetteville, Ark.	W	4-3
3/14/04	Fayetteville, Ark.	L	1-9
3/3/05	Fayetteville, Ark.	W	7-4
3/5/05	Fayetteville, Ark.	W	15-4
3/6/05	Fayetteville, Ark.	W	9-2

ILLINOIS STATE

Overall Series Record: 5-1
Record in Fayetteville, Ark.: 5-1

DATE	SITE	W/L	SCORE
3/6/92	Fayetteville, Ark.	W	14-3
3/7/92	Fayetteville, Ark.	W	6-5 (10)
3/8/92	Fayetteville, Ark.	W	15-4
2/23/07	Fayetteville, Ark.	W	12-1
2/24/07	Fayetteville, Ark.	L	10-12
2/25/07	Fayetteville, Ark.	W	9-8 (10)

INDIANA

Overall Series Record: 1-1
Record in Fayetteville, Ark.: 1-0
Record at Neutral Sites: 0-1

DATE	SITE	W/L	SCORE
3/28/67	San Antonio, Texas	L	3-13
3/21/82	Fayetteville, Ark.	W	5-3

INDIANA STATE

Overall Series Record: 11-4
Record in Fayetteville, Ark.: 9-3
Record in Terre Haute, Ind.: 2-1

DATE	SITE	W/L	SCORE
3/10/84	Fayetteville, Ark.	W	3-2
3/10/84	Fayetteville, Ark.	W	7-3
3/11/84	Fayetteville, Ark.	W	6-3
3/8/85	Fayetteville, Ark.	W	9-7
3/9/85	Fayetteville, Ark.	W	7-2
3/9/85	Fayetteville, Ark.	W	3-1
3/9/86	Fayetteville, Ark.	L	1-5
3/9/86	Fayetteville, Ark.	W	2-1
3/10/86	Fayetteville, Ark.	W	12-3
3/12/88	Fayetteville, Ark.	L	9-11
3/12/88	Fayetteville, Ark.	L	9-13
4/1/90	Fayetteville, Ark.	W	4-2
4/26/91	Terre Haute, Ind.	L	3-7
4/27/91	Terre Haute, Ind.	W	6-5
4/27/91	Terre Haute, Ind.	W	8-3

IOWA

Overall Series Record: 2-0
Record in Fayetteville, Ark.: 1-0
Record at Neutral Sites: 1-0

DATE	SITE	W/L	SCORE
3/27/79	Fayetteville, Ark.	W	7-4
2/14/97	Arlington, Texas	W	26-6

IOWA STATE

Overall Series Record: 11-0
Record in Fayetteville, Ark.: 11-0

DATE	SITE	W/L	SCORE
3/14/77	Fayetteville, Ark.	W	4-1
3/14/77	Fayetteville, Ark.	W	2-0
3/16/86	Fayetteville, Ark.	W	4-0
3/10/89	Fayetteville, Ark.	W	1-0
3/11/89	Fayetteville, Ark.	W	9-4
3/1/96	Fayetteville, Ark.	W	14-0
3/2/96	Fayetteville, Ark.	W	21-5
3/3/96	Fayetteville, Ark.	W	12-2
3/10/97	Fayetteville, Ark.	W	21-11
2/20/99	Fayetteville, Ark.	W	10-4
2/21/99	Fayetteville, Ark.	W	18-7

KANSAS

Overall Series Record: 36-12
Record in Fayetteville, Ark.: 33-9
Record in Lawrence, Kan.: 3-3

DATE	SITE	W/L	SCORE
3/28/60	Fayetteville, Ark.	W	11-6
3/29/60	Fayetteville, Ark.	W	18-0
4/1/63	Lawrence, Kan.	W	15-7
4/2/63	Lawrence, Kan.	L	1-9
5/3/85	Fayetteville, Ark.	W	10-4
5/4/85	Fayetteville, Ark.	W	6-5
5/4/85	Fayetteville, Ark.	W	6-2
2/27/88	Fayetteville, Ark.	W	12-3
2/27/88	Fayetteville, Ark.	W	19-4
2/28/88	Fayetteville, Ark.	W	5-3

2/25/89	Fayetteville, Ark.	W	3-2
2/25/89	Fayetteville, Ark.	W	7-0
2/26/89	Fayetteville, Ark.	W	18-4
2/24/90	Fayetteville, Ark.	L	4-10
2/25/90	Fayetteville, Ark.	W	3-2
2/22/91	Fayetteville, Ark.	W	8-1
2/23/91	Fayetteville, Ark.	W	6-5
2/24/91	Fayetteville, Ark.	W	17-3
2/21/92	Fayetteville, Ark.	W	13-5
2/22/92	Fayetteville, Ark.	L	4-7
2/23/92	Fayetteville, Ark.	L	1-4
3/17/92	Lawrence, Kan.	L	5-6
2/27/93	Fayetteville, Ark.	L	1-3
2/27/93	Fayetteville, Ark.	W	6-4
2/28/93	Fayetteville, Ark.	W	9-2
2/18/94	Fayetteville, Ark.	L	3-5
2/19/94	Fayetteville, Ark.	L	2-4
2/20/94	Fayetteville, Ark.	W	5-3
2/17/95	Fayetteville, Ark.	W	12-10
2/18/95	Fayetteville, Ark.	W	8-2
2/19/95	Fayetteville, Ark.	W	8-6
3/18/96	Lawrence, Kan.	L	3-8
3/18/97	Fayetteville, Ark.	W	8-5
3/19/97	Fayetteville, Ark.	L	2-8
3/18/98	Lawrence, Kan.	W	12-7
3/23/99	Fayetteville, Ark.	W	7-6
3/24/99	Fayetteville, Ark.	L	6-9
3/22/00	Lawrence, Kan.	W	10-3
3/27/01	Fayetteville, Ark.	W	6-5
3/11/03	Fayetteville, Ark.	W	2-1
3/9/07	Fayetteville, Ark.	W	8-7
3/10/07	Fayetteville, Ark.	W	4-0
3/11/07	Fayetteville, Ark.	W	5-2
2/27/08	Fayetteville, Ark.	W	2-1
2/24/09	Fayetteville, Ark.	L	3-9
2/25/09	Fayetteville, Ark.	W	9-8 (10)
3/2/10	Fayetteville, Ark.	W	15-3
3/15/11	Fayetteville, Ark.	W	4-2

KANSAS STATE

Overall Series Record: 29-20
Record in Fayetteville, Ark.: 28-14
Record in Manhattan, Kan.: 0-5
Record at Neutral Sites: 1-1

DATE	SITE	W/L	SCORE
4/4/66	Fayetteville, Ark.	L	3-12
4/4/66	Fayetteville, Ark.	L	2-6
5/8/67	Manhattan, Kan.	L	2-13
5/8/67	Manhattan, Kan.	L	2-3
4/26/69	Fayetteville, Ark.	W	10-6
4/26/69	Fayetteville, Ark.	L	4-6
3/14/73	Fayetteville, Ark.	W	9-7
3/14/73	Fayetteville, Ark.	W	8-2
3/12/74	Fayetteville, Ark.	L	1-2
3/12/74	Fayetteville, Ark.	L	1-2
3/1/75	Fayetteville, Ark.	L	0-3
3/1/75	Fayetteville, Ark.	W	6-1
3/2/75	Fayetteville, Ark.	L	4-5
3/2/75	Fayetteville, Ark.	W	11-1
3/14/80	Fayetteville, Ark.	W	8-4
3/14/80	Fayetteville, Ark.	W	8-3
3/13/83	Fayetteville, Ark.	W	12-1
2/22/85	Fayetteville, Ark.	W	5-1
2/20/86	Fayetteville, Ark.	L	7-8
3/6/87	Fayetteville, Ark.	L	3-4
3/7/87	Fayetteville, Ark.	W	12-7
3/4/88	Fayetteville, Ark.	W	8-7
3/5/88	Fayetteville, Ark.	W	9-5
4/30/89	Fayetteville, Ark.	W	9-4
5/1/89	Fayetteville, Ark.	L	2-7
2/17/90	Fayetteville, Ark.	W	2-1
2/17/90	Fayetteville, Ark.	W	5-1
2/18/90	Fayetteville, Ark.	L	4-5
2/16/91	Fayetteville, Ark.	L	0-6
2/16/91	Fayetteville, Ark.	W	3-2
2/17/91	Fayetteville, Ark.	W	3-2 (10)
2/15/92	Fayetteville, Ark.	L	13-18
2/15/92	Fayetteville, Ark.	W	13-0
2/16/92	Fayetteville, Ark.	W	19-9
3/16/92	Manhattan, Kan.	L	7-11
2/21/93	Fayetteville, Ark.	W	10-1
2/25/94	Fayetteville, Ark.	W	22-4
2/26/94	Fayetteville, Ark.	L	10-11
2/27/94	Fayetteville, Ark.	W	4-1
2/23/96	Fayetteville, Ark.	W	7-6 (10)
2/24/96	Fayetteville, Ark.	W	9-5
2/25/96	Fayetteville, Ark.	W	11-3
2/15/97	Arlington, Texas	L	6-7
3/20/01	Shreveport, La.	W	2-0

Series History

3/7/03	Manhattan, Kan.	L	8-9
3/9/03	Fayetteville, Ark.	W	12-4
3/10/03	Fayetteville, Ark.	W	4-3
3/10/03	Fayetteville, Ark.	W	18-5
6/2/13	Manhattan, Kan.+	L	3-4

KENT STATE

Overall Series Record: 1-0
Record at Neutral Sites: 1-0

DATE	SITE	W/L	SCORE
6/16/12	Omaha, Neb.+	W	8-1

KENTUCKY

Overall Series Record: 39-25
Record in Fayetteville, Ark.: 20-10
Record in Lexington, Ky.: 17-13
Record at Neutral Sites: 2-2

DATE	SITE	W/L	SCORE
2/28/89	Lakeland, Fla.	W	8-4
3/1/89	Lakeland, Fla.	L	2-6
4/4/92	Lexington, Ky.	L	6-14
4/4/92	Lexington, Ky.	W	10-9
4/5/92	Lexington, Ky.	L	7-10
4/9/93	Fayetteville, Ark.	W	1-0
4/10/93	Fayetteville, Ark.	L	3-9
4/10/93	Fayetteville, Ark.	W	8-4
3/23/96	Lexington, Ky.	W	16-9
3/23/96	Lexington, Ky.	L	5-6
3/24/96	Lexington, Ky.	W	7-5
5/15/96	Birmingham, Ala.!	L	5-7
3/21/97	Fayetteville, Ark.	L	5-11
3/22/97	Fayetteville, Ark.	W	9-8 (10)
3/23/97	Fayetteville, Ark.	W	11-4
4/24/98	Lexington, Ky.	W	17-1
4/25/98	Lexington, Ky.	L	5-15
4/26/98	Lexington, Ky.	L	3-4
4/9/99	Fayetteville, Ark.	W	15-2
4/10/99	Fayetteville, Ark.	W	10-1
4/11/99	Fayetteville, Ark.	W	9-5
5/19/99	Hoover, Ala.!	W	6-4
4/28/00	Fayetteville, Ark.	L	6-7
4/29/00	Fayetteville, Ark.	W	12-10
4/30/00	Fayetteville, Ark.	W	8-5
4/27/01	Lexington, Ky.	L	4-5
4/28/01	Lexington, Ky.	W	16-11
4/29/01	Lexington, Ky.	W	9-5
5/3/02	Fayetteville, Ark.	W	5-1
5/4/02	Fayetteville, Ark.	L	2-5
5/5/02	Fayetteville, Ark.	L	0-1
3/28/03	Lexington, Ky.	W	9-2
3/29/03	Lexington, Ky.	W	2-1
3/30/03	Lexington, Ky.	W	10-9
4/23/04	Fayetteville, Ark.	W	9-4
4/24/04	Fayetteville, Ark.	W	5-4
4/25/04	Fayetteville, Ark.	W	11-10
4/30/05	Lexington, Ky.	W	8-5
4/30/05	Lexington, Ky.	L	8-11
5/1/05	Lexington, Ky.	L	1-7
4/14/06	Fayetteville, Ark.	W	10-9
4/15/06	Fayetteville, Ark.	W	10-6
4/16/06	Fayetteville, Ark.	L	5-7
3/16/07	Lexington, Ky.	W	10-2
3/17/07	Lexington, Ky.	L	5-7
3/18/07	Lexington, Ky.	W	14-5
4/2/10	Fayetteville, Ark.	L	8-12
4/3/10	Fayetteville, Ark.	W	10-1
4/4/10	Fayetteville, Ark.	W	17-16
4/23/11	Lexington, Ky.	L	2-3
4/23/11	Lexington, Ky.	L	1-3
4/24/11	Lexington, Ky.	W	5-1 (6)
4/13/12	Fayetteville, Ark.	W	8-7
4/14/12	Fayetteville, Ark.	L	4-5
4/14/12	Fayetteville, Ark.	L	1-2
5/3/13	Lexington, Ky.	W	2-1
5/4/13	Lexington, Ky.	W	5-3
5/4/13	Lexington, Ky.	L	3-4
4/10/15	Fayetteville, Ark.	W	5-3
4/11/15	Fayetteville, Ark.	L	4-16
4/12/15	Fayetteville, Ark.	W	7-3
4/22/16	Lexington, Ky.	W	1-0 (10)
4/23/16	Lexington, Ky.	W	2-0 (7)
4/23/16	Lexington, Ky.	L	4-5 (7)

LAMAR

Overall Series Record: 5-3
Record in Fayetteville, Ark.: 5-1
Record at Neutral Sites: 0-2

DATE	SITE	W/L	SCORE
3/25/74	Fayetteville, Ark.	W	5-4
3/27/91	Fayetteville, Ark.	W	14-2
3/28/91	Fayetteville, Ark.	W	6-5
5/12/93	Fayetteville, Ark.	W	5-1
5/13/93	Fayetteville, Ark.	W	12-10
5/13/93	Fayetteville, Ark.	L	7-14
5/30/03	Austin, Texas+	L	2-3
5/31/03	Austin, Texas+	L	6-7 (11)

LE MOYNE

Overall Series Record: 2-1
Record in Fayetteville, Ark.: 1-0
Record at Neutral Sites: 1-1

DATE	SITE	W/L	SCORE
5/25/89	Waterbury, Conn.+	L	5-7
5/29/89	Waterbury, Conn.+	W	6-5
6/4/04	Fayetteville, Ark.+	W	4-1

LIBERTY

Overall Series Record: 1-0
Record at Neutral Sites: 1-0

DATE	SITE	W/L	SCORE
5/30/14	Charlottesville, Va.+	W	3-2

LINCOLN

Overall Series Record: 2-0
Record in Fayetteville, Ark.: 2-0

DATE	SITE	W/L	SCORE
3/8/72	Fayetteville, Ark.	W	8-2
3/8/72	Fayetteville, Ark.	W	10-0

LONG BEACH STATE

Overall Series Record: 6-7
Record in Fayetteville, Ark.: 4-3
Record in Long Beach, Calif.: 2-4

DATE	SITE	W/L	SCORE
4/7/98	Fayetteville, Ark.	W	5-3
4/8/98	Fayetteville, Ark.	W	12-9
3/5/99	Long Beach, Calif.	L	4-5 (12)
3/6/99	Long Beach, Calif.	W	11-4
3/7/99	Long Beach, Calif.	L	0-8
2/25/00	Fayetteville, Ark.	L	8-9
2/26/00	Fayetteville, Ark.	L	3-16
2/27/00	Fayetteville, Ark.	L	6-8
2/17/01	Fayetteville, Ark.	W	12-4
2/18/01	Fayetteville, Ark.	W	6-3
2/22/02	Long Beach, Calif.	L	1-7
2/23/02	Long Beach, Calif.	L	0-4
2/24/02	Long Beach, Calif.	W	5-3

LOUISIANA COLLEGE

Overall Series Record: 0-1
Record in Pineville, La.: 0-1

DATE	SITE	W/L	SCORE
1960	Pineville, La.	L	5-12

LOUISIANA-LAFAYETTE

Overall Series Record: 1-4
Record in Fayetteville, Ark.: 1-0
Record in Lafayette, La.: 0-2
Record at Neutral Sites: 0-2

DATE	SITE	W/L	SCORE
5/15/85	Fayetteville, Ark.	W	11-2
2/26/86	Lafayette, La.	L	3-5
3/19/89	Shreveport, La.	L	4-8
3/16/91	Shreveport, La.	L	2-11
2/12/99	Lafayette, La.	L	2-6

LOUISIANA TECH

Overall Series Record: 22-4
Record in Fayetteville, Ark.: 11-1
Record in Ruston, La.: 6-2
Record at Neutral Sites: 5-1

DATE	SITE	W/L	SCORE
2/27/86	Ruston, La.	W	12-2
3/18/88	Shreveport, La.	W	4-2
3/21/90	Fayetteville, Ark.	W	6-3
3/21/90	Fayetteville, Ark.	W	4-1
4/9/97	Fayetteville, Ark.	W	8-0

4/9/97	Fayetteville, Ark.	W	3-2
3/31/98	Fayetteville, Ark.	W	19-8
3/16/99	Ruston, La.	W	10-3
3/20/01	Shreveport, La.	L	1-12
3/19/03	Shreveport, La.	W	19-7
2/13/04	Fayetteville, Ark.	W	2-0
2/14/04	Fayetteville, Ark.	W	22-2
2/15/04	Fayetteville, Ark.	W	13-2
2/18/05	Ruston, La.	W	5-2
2/19/05	Ruston, La.	L	8-10
2/20/05	Ruston, La.	W	9-4
2/24/06	Fayetteville, Ark.	W	10-9
2/24/06	Fayetteville, Ark.	W	13-2
2/25/06	Fayetteville, Ark.	W	10-2
2/2/07	Ruston, La.	W	4-2
2/3/07	Ruston, La.	L	2-9
2/4/07	Ruston, La.	W	6-2
2/29/08	College Station, Texas	W	9-8
5/11/10	North Little Rock, Ark.	W	5-4 (10)
5/15/12	North Little Rock, Ark.	W	6-5 (10)
3/2/16	Fayetteville, Ark.	L	2-3

LOYOLA (LA.)

Overall Series Record: 0-2
Record in New Orleans, La.: 0-2

DATE	SITE	W/L	SCORE
1960	New Orleans, La.	L	6-11
1960	New Orleans, La.	L	5-9

LOYOLA MARYMOUNT

Overall Series Record: 2-2
Record at Home: 2-1
Record at Neutral Sites: 0-1

DATE	SITE	W/L	SCORE
5/27/88	Stillwater, Okla.+	L	3-8
3/6/15	Fayetteville, Ark.	W	2-1
3/7/15	Fayetteville, Ark.	W	13-7
3/8/15	Fayetteville, Ark.	L	0-9

LSU

Overall Series Record: 30-67
Record in Fayetteville, Ark.: 15-22
Record in Baton Rouge, La.: 11-34
Record at Neutral Sites: 4-11

DATE	SITE	W/L	SCORE
1960	Fayetteville, Ark.	L	1-5
1960	Baton Rouge, La.	W	11-5
4/15/63	Baton Rouge, La.	L	5-10
4/16/63	Baton Rouge, La.	L	2-10
2/22/86	Baton Rouge, La.	L	7-8
2/23/86	Baton Rouge, La.	W	7-6
6/3/87	Omaha, Neb.+	L	2-5
4/18/92	Baton Rouge, La.	L	2-12
4/18/92	Baton Rouge, La.	L	4-12
4/19/92	Baton Rouge, La.	L	4-8
5/14/93	New Orleans, La.!	L	1-8
4/24/93	Fayetteville, Ark.	L	0-3
4/24/93	Fayetteville, Ark.	L	2-4
4/25/93	Fayetteville, Ark.	L	2-8
5/22/93	Baton Rouge, La.!	L	7-13
4/23/94	Baton Rouge, La.	L	3-11
4/23/94	Baton Rouge, La.	L	4-16
4/24/94	Baton Rouge, La.	W	6-5
5/20/94	Oxford, Miss.!	L	4-6
4/21/95	Fayetteville, Ark.	L	3-10
4/23/95	Fayetteville, Ark.	L	7-13
4/23/95	Fayetteville, Ark.	W	5-3
5/21/95	Starkville, Miss.!	L	6-7
4/19/96	Baton Rouge, La.	W	3-2
4/20/96	Baton Rouge, La.	L	4-11
4/21/96	Baton Rouge, La.	L	4-9
5/2/97	Fayetteville, Ark.	L	8-13
5/3/97	Fayetteville, Ark.	L	5-11
5/4/97	Fayetteville, Ark.	W	16-1
2/28/98	New Orleans, La.	W	6-5 (10)
3/20/98	Baton Rouge, La.	L	5-9
3/21/98	Baton Rouge, La.	L	3-6
3/22/98	Baton Rouge, La.	L	6-27
5/13/98	Hoover, Ala.!	W	8-4
3/19/99	Fayetteville, Ark.	W	11-4
3/20/99	Fayetteville, Ark.	L	4-10
3/21/99	Fayetteville, Ark.	W	7-6
5/21/99	Hoover, Ala.!	W	9-8
4/7/00	Baton Rouge, La.	L	3-12
4/8/00	Baton Rouge, La.	L	5-12
4/9/00	Baton Rouge, La.	L	11-17
5/4/01	Fayetteville, Ark.	W	8-1

5/5/01	Fayetteville, Ark.	W	5-4
5/6/01	Fayetteville, Ark.	W	4-3
4/26/02	Baton Rouge, La.	L	0-3
4/27/02	Baton Rouge, La.	L	0-8
4/28/02	Baton Rouge, La.	L	5-13
5/16/03	Fayetteville, Ark.	L	3-11
5/17/03	Fayetteville, Ark.	W	6-5 (10)
5/18/03	Fayetteville, Ark.	L	2-6
5/22/03	Hoover, Ala.!	L	4-5
4/9/04	Baton Rouge, La.	W	11-8
4/10/04	Baton Rouge, La.	W	11-10
4/11/04	Baton Rouge, La.	W	7-5
4/22/05	Fayetteville, Ark.	L	7-10
4/23/05	Fayetteville, Ark.	L	0-7
4/24/05	Fayetteville, Ark.	L	0-6
4/28/06	Baton Rouge, La.	L	6-7
4/29/06	Baton Rouge, La.	W	4-2
4/30/06	Baton Rouge, La.	L	5-7
5/4/07	Fayetteville, Ark.	L	5-6
5/5/07	Fayetteville, Ark.	W	5-0
5/6/07	Fayetteville, Ark.	L	3-5
3/21/08	Baton Rouge, La.	L	7-8 (11)
3/22/08	Baton Rouge, La.	W	14-13 (10)
3/23/08	Baton Rouge, La.	L	2-4
5/2/09	Fayetteville, Ark.	W	11-4
5/2/09	Fayetteville, Ark.	L	0-5
5/3/09	Fayetteville, Ark.	L	3-4
6/15/09	Omaha, Neb.+	L	1-9
6/19/09	Omaha, Neb.+	L	5-14
3/19/10	Baton Rouge, La.	W	6-3
3/20/10	Baton Rouge, La.	L	7-8
3/21/10	Baton Rouge, La.	L	1-5
4/8/11	Fayetteville, Ark.	W	2-0
4/9/11	Fayetteville, Ark.	W	4-3
4/10/11	Fayetteville, Ark.	W	5-4
3/30/12	Baton Rouge, La.	L	6-10
3/31/12	Baton Rouge, La.	L	1-2
4/1/12	Baton Rouge, La.	L	2-3 (11)
4/12/13	Fayetteville, Ark.	L	2-6
4/13/13	Fayetteville, Ark.	W	8-3
4/14/13	Fayetteville, Ark.	L	3-5 (10)
5/23/13	Hoover, Ala.!	W	4-1
5/25/13	Hoover, Ala.!	L	1-3
4/11/14	Baton Rouge, La.	L	7-10
4/12/14	Baton Rouge, La.	L	3-5
4/13/14	Baton Rouge, La.	W	10-4
5/22/14	Hoover, Ala.!	L	2-7
5/24/14	Hoover, Ala.!	L	1-11
3/19/15	Fayetteville, Ark.	W	5-1
3/20/15	Fayetteville, Ark.	L	3-16
3/21/15	Fayetteville, Ark.	L	4-7
5/21/15	Hoover, Ala.!	L	5-10
5/6/16	Baton Rouge, La.	L	4-5
5/7/16	Baton Rouge, La.	L	9-10 (10)
5/8/16	Baton Rouge, La.	L	1-7

LUBBOCK CHRISTIAN

Overall Series Record: 4-0
Record in Fayetteville, Ark.: 4-0

DATE	SITE	W/L	SCORE
3/1/85	Fayetteville, Ark.	W	15-4
3/2/85	Fayetteville, Ark.	W	15-1
3/2/85	Fayetteville, Ark.	W	4-1
3/9/87	Fayetteville, Ark.	W	13-3

LUTHER

Overall Series Record: 4-0
Record in Fayetteville, Ark.: 4-0

DATE	SITE	W/L	SCORE
3/22/76	Fayetteville, Ark.	W	6-5
3/22/76	Fayetteville, Ark.	W	13-3
3/20/78	Fayetteville, Ark.	W	5-1
3/20/78	Fayetteville, Ark.	W	10-0

MAINE

Overall Series Record: 1-0
Record at Neutral Sites: 1-0

DATE	SITE	W/L	SCORE
3/15/90	Fresno, Calif.	W	14-0

MANKATO STATE

Overall Series Record: 3-1
Record in Fayetteville, Ark.: 3-1

DATE	SITE	W/L	SCORE
3/18/74	Fayetteville, Ark.	W	4-2
3/18/74	Fayetteville, Ark.	L	3-9
3/23/76	Fayetteville, Ark.	W	2-0
3/23/76	Fayetteville, Ark.	W	2-0

MARYLAND

Overall Series Record: 0-1
Record at Neutral Sites: 0-1

DATE	SITE	W/L	SCORE
2/22/15	Mobile, Ala.	L	6-13

MCNEESE STATE

Overall Series Record: 6-3
Record in Fayetteville, Ark.: 4-3
Record in Lake Charles, La.: 2-0

DATE	SITE	W/L	SCORE
3/8/02	Fayetteville, Ark.	W	5-2
3/9/02	Fayetteville, Ark.	L	9-14
3/10/02	Fayetteville, Ark.	L	1-4
2/24/04	Fayetteville, Ark.	W	7-1
2/25/04	Fayetteville, Ark.	W	7-2
3/23/10	Lake Charles, La.	W	3-2
3/24/10	Lake Charles, La.	W	7-6
3/1/11	Fayetteville, Ark.	L	6-8
3/2/11	Fayetteville, Ark.	W	8-3

MEMPHIS

Overall Series Record: 22-13-1
Record in Fayetteville, Ark.: 9-3
Record in Memphis, Tenn.: 11-7-1
Record at Neutral Sites: 2-3

DATE	SITE	W/L	SCORE
3/27/64	Little Rock, Ark.	L	3-5
3/28/64	Little Rock, Ark.	L	6-13
3/30/64	Memphis, Tenn.	L	0-6
3/31/64	Memphis, Tenn.	W	4-0
4/23/65	Fayetteville, Ark.	L	4-6
4/23/65	Fayetteville, Ark.	W	4-2
4/9/66	Memphis, Tenn.	L	8-9
4/9/66	Memphis, Tenn.	L	1-6
4/15/67	Memphis, Tenn.	L	1-8
4/15/67	Memphis, Tenn.	W	4-0
4/15/68	Fayetteville, Ark.	L	4-7
4/15/68	Fayetteville, Ark.	W	13-7
4/12/69	Memphis, Tenn.	L	0-6
4/12/69	Memphis, Tenn.	W	10-3
5/2/70	Memphis, Tenn.	W	7-6
5/2/70	Memphis, Tenn.	W	7-3
4/24/71	Fayetteville, Ark.	W	6-5
4/24/71	Fayetteville, Ark.	W	4-3
4/14/73	Fayetteville, Ark.	W	1-0
4/14/73	Fayetteville, Ark.	L	0-3
3/1/86	Little Rock, Ark.	W	6-2
2/14/87	Memphis, Tenn.	W	3-1
2/14/87	Memphis, Tenn.	T	2-2
2/21/87	Fayetteville, Ark.	W	21-5
2/22/87	Fayetteville, Ark.	W	14-7
3/15/93	Memphis, Tenn.	L	3-6
3/17/93	Memphis, Tenn.	L	7-8
3/16/94	Fayetteville, Ark.	W	7-1
3/17/94	Fayetteville, Ark.	W	6-3
5/15/95	Memphis, Tenn.	W	1-0
2/23/03	Memphis, Tenn.	W	10-9
3/22/11	North Little Rock, Ark.	W	7-2
3/23/11	Memphis, Tenn.	W	7-3
3/24/15	North Little Rock, Ark.	L	4-5
3/25/15	Memphis, Tenn.	W	7-3
4/6/16	Memphis, Tenn.	W	12-4

MIAMI (FLA.)

Overall Series Record: 0-5
Record in Coral Gables, Fla.: 0-3
Record at Neutral Sites: 0-2

DATE	SITE	W/L	SCORE
2/9/85	Coral Gables, Fla.	L	2-5
2/9/85	Coral Gables, Fla.	L	1-2
2/10/85	Coral Gables, Fla.	L	0-4
3/4/01	Minneapolis, Minn.	L	2-8
6/15/15	Omaha, Neb.+	L	3-4

MIAMI (OHIO)

Overall Series Record: 3-0
Record in Fayetteville, Ark.: 2-0
Record at Neutral Sites: 1-0

DATE	SITE	W/L	SCORE
3/4/00	Fayetteville, Ark.	W	15-5
3/5/00	Fayetteville, Ark.	W	5-1
6/3/05	Austin, Texas+	W	9-5

MIDDLE TENNESSEE

Overall Series Record: 1-0
Record at Neutral Sites: 1-0

DATE	SITE	W/L	SCORE
5/22/87	Huntsville, Ala.+	W	10-7

MINNESOTA

Overall Series Record: 7-3
Record in Fayetteville, Ark.: 4-0
Record in Minneapolis, Minn.: 2-2
Record at Neutral Sites: 1-1

DATE	SITE	W/L	SCORE
3/28/70	San Antonio, Texas	L	1-10
3/28/70	San Antonio, Texas	W	8-7
4/3/83	Fayetteville, Ark.	W	8-5
3/5/93	Minneapolis, Minn.	W	11-4
3/2/01	Minneapolis, Minn.	L	0-6
2/25/05	Fayetteville, Ark.	W	5-4
2/26/05	Fayetteville, Ark.	W	12-3
2/27/05	Fayetteville, Ark.	W	4-3
3/4/07	Minneapolis, Minn.	W	5-1
3/4/07	Minneapolis, Minn.	L	5-10

MISSISSIPPI COLLEGE

Overall Series Record: 2-2
Record in Clinton, Miss.: 2-2

DATE	SITE	W/L	SCORE
4/17/63	Clinton, Miss.	W	7-3
4/18/63	Clinton, Miss.	L	0-3
3/22/69	Clinton, Miss.	W	13-3
3/24/69	Clinton, Miss.	L	0-1

MISSISSIPPI STATE

Overall Series Record: 42-52
Record in Fayetteville, Ark.: 19-18
Record in Starkville, Miss.: 16-26
Record at Neutral Sites: 7-8

DATE	SITE	W/L	SCORE
1960	Fayetteville, Ark.	L	2-3
4/11/66	Starkville, Miss.	L	3-9
4/12/66	Starkville, Miss.	L	0-18
4/12/68	Starkville, Miss.	L	11-19
5/4/70	Starkville, Miss.	L	0-6
5/4/70	Starkville, Miss.	L	0-1
4/23/80	Greenville, Miss.	L	6-7 (11)
4/29/81	Greenville, Miss.	L	6-11
4/28/82	Greenville, Miss.	L	7-8
4/26/83	Greenville, Miss.	L	2-9
4/27/83	Helena, Ark.	W	5-3
4/24/84	Greenville, Miss.	L	8-9
4/25/84	Little Rock, Ark.	W	10-9 (10)
4/30/85	Greenville, Miss.	L	2-16
5/1/85	Little Rock, Ark.	W	13-1
6/3/85	Omaha, Neb.+	L	4-5
4/25/92	Starkville, Miss.	L	0-2
4/25/92	Starkville, Miss.	L	2-3
4/26/92	Starkville, Miss.	L	6-7
5/1/93	Fayetteville, Ark.	L	3-5
5/1/93	Fayetteville, Ark.	L	4-6
5/2/93	Fayetteville, Ark.	W	8-3
5/20/93	Baton Rouge, La.!	W	5-2
4/29/94	Starkville, Miss.	L	9-10
4/30/94	Starkville, Miss.	W	12-11
5/1/94	Starkville, Miss.	W	14-4
4/28/95	Fayetteville, Ark.	W	16-1
4/29/95	Fayetteville, Ark.	W	10-9
4/30/95	Fayetteville, Ark.	W	12-7
4/26/96	Starkville, Miss.	L	6-8
4/27/96	Starkville, Miss.	W	6-2
4/28/96	Starkville, Miss.	L	6-10
5/9/97	Fayetteville, Ark.	W	8-5
5/10/97	Fayetteville, Ark.	L	5-13
5/11/97	Fayetteville, Ark.	L	10-17
5/8/98	Starkville, Miss.	W	14-10 (10)
5/9/98	Starkville, Miss.	L	3-17
5/10/98	Starkville, Miss.	W	8-3
5/14/98	Hoover, Ala.!	W	10-3
5/16/98	Hoover, Ala.!	W	7-3
4/30/99	Fayetteville, Ark.	W	6-4
5/1/99	Fayetteville, Ark.	W	7-4
5/2/99	Fayetteville, Ark.	W	7-5
3/31/00	Starkville, Miss.	L	2-3
3/30/01	Fayetteville, Ark.	W	6-5
3/31/01	Fayetteville, Ark.	L	3-9
4/1/01	Fayetteville, Ark.	L	2-10
4/12/02	Starkville, Miss.	L	4-17
4/13/02	Starkville, Miss.	W	7-3

Series History

4/14/02	Starkville, Miss.	L	4-6
3/21/03	Fayetteville, Ark.	L	3-4 (10)
3/22/03	Fayetteville, Ark.	L	3-8
3/23/03	Fayetteville, Ark.	L	1-5
5/15/04	Starkville, Miss.	L	2-3
5/16/04	Starkville, Miss.	L	4-5
5/16/04	Starkville, Miss.	W	4-2
3/25/05	Fayetteville, Ark.	L	3-5
3/26/05	Fayetteville, Ark.	L	4-13
3/27/05	Fayetteville, Ark.	W	10-5
4/22/06	Starkville, Miss.	W	6-2
4/22/06	Starkville, Miss.	L	8-9
4/23/06	Starkville, Miss.	W	6-4
4/6/07	Fayetteville, Ark.	L	9-11
4/7/07	Fayetteville, Ark.	L	1-2
4/8/07	Fayetteville, Ark.	W	9-3
5/15/08	Starkville, Miss.	L	5-6
5/16/08	Starkville, Miss.	L	5-6
5/17/08	Starkville, Miss.	W	15-10
3/27/09	Fayetteville, Ark.	W	20-9
3/29/09	Fayetteville, Ark.	W	5-1
3/29/09	Fayetteville, Ark.	L	4-12
4/9/10	Starkville, Miss.	W	8-3
4/10/10	Starkville, Miss.	W	8-5
4/11/10	Starkville, Miss.	W	13-3
4/15/11	Fayetteville, Ark.	W	6-5
4/16/11	Fayetteville, Ark.	W	6-1
4/17/11	Fayetteville, Ark.	L	3-5
5/26/11	Hoover, Ala.!	W	7-2
3/23/12	Starkville, Miss.	L	2-11
3/24/12	Starkville, Miss.	W	8-0
3/25/12	Starkville, Miss.	W	8-5 (11)
5/22/12	Hoover, Ala.!	L	1-9
3/29/13	Fayetteville, Ark.	W	5-4
3/30/13	Fayetteville, Ark.	L	1-4
3/31/13	Fayetteville, Ark.	W	3-1
3/29/14	Starkville, Miss.	W	4-0
3/29/14	Starkville, Miss.	L	1-5
3/30/14	Starkville, Miss.	L	1-5
4/24/15	Fayetteville, Ark.	W	7-6
4/25/15	Fayetteville, Ark.	W	6-1
4/26/15	Fayetteville, Ark.	L	1-2
5/19/16	Starkville, Miss.	L	0-7
5/20/16	Starkville, Miss.	L	1-5
5/21/16	Starkville, Miss.	L	4-9

MISSISSIPPI VALLEY STATE

Overall Series Record: 10-0

Record in Fayetteville, Ark.: 8-0

Record at Neutral Sites: 2-0

DATE	SITE	W/L	SCORE
5/12/08	Fayetteville, Ark.	W	12-3
3/26/13	Fayetteville, Ark.	W	6-0
3/27/13	North Little Rock, Ark.	W	2-1
3/25/14	Fayetteville, Ark.	W	6-0
3/25/14	Fayetteville, Ark.	W	12-1
3/26/14	North Little Rock, Ark.	W	3-0
4/7/15	Fayetteville, Ark.	W	8-1
4/8/15	Fayetteville, Ark.	W	14-0
2/23/16	Fayetteville, Ark.	W	21-4
2/24/16	Fayetteville, Ark.	W	20-0

MISSOURI

Overall Series Record: 16-13

Record in Fayetteville, Ark.: 8-14

Record in Columbia, Mo.: 7-5

Record at Neutral Sites: 1-4

DATE	SITE	W/L	SCORE
1960	Fayetteville, Ark.	L	8-21
1960	Fayetteville, Ark.	W	9-8
4/3/62	Columbia, Mo.	L	7-15
4/4/62	Columbia, Mo.	L	4-10
3/30/63	Fayetteville, Ark.	L	6-10
3/30/63	Fayetteville, Ark.	W	6-5
3/27/68	San Antonio, Texas	L	4-8
3/22/72	Columbia, Mo.	W	9-6
3/22/72	Columbia, Mo.	L	1-3
5/23/80	Tulsa, Okla.+	L	0-6
3/2/81	Lakeland, Fla.	W	7-5
3/3/81	Lakeland, Fla.	L	6-8
2/27/84	Lakeland, Fla.	L	0-4
5/10/87	Columbia, Mo.	L	11-12 (10)
4/27/88	Fayetteville, Ark.	W	8-6
4/11/89	Columbia, Mo.	W	7-4
4/16/91	Columbia, Mo.	L	3-11
4/1/97	Fayetteville, Ark.	W	4-3
4/15/97	Columbia, Mo.	W	8-6
3/19/02	Columbia, Mo.	W	11-10

6/5/04	Fayetteville, Ark.+	W	10-7
5/1/12	Fayetteville, Ark.	W	6-3
5/2/12	Fayetteville, Ark.	W	2-0
5/15/14	Columbia, Mo.	W	9-4
5/16/14	Columbia, Mo.	W	4-0
5/17/14	Columbia, Mo.	W	7-5 (10)
4/1/16	Fayetteville, Ark.	W	7-6
4/2/16	Fayetteville, Ark.	L	5-8
4/3/16	Fayetteville, Ark.	L	1-10

MISSOURI SOUTHERN

Overall Series Record: 44-1-1

Record in Fayetteville, Ark.: 43-0-1

Record in Joplin, Mo.: 1-1

DATE	SITE	W/L	SCORE
3/12/76	Fayetteville, Ark.	W	7-0
3/12/76	Fayetteville, Ark.	T	0-0 (12)
3/9/77	Fayetteville, Ark.	W	6-0
3/9/77	Fayetteville, Ark.	W	7-6
2/17/78	Fayetteville, Ark.	W	5-3
2/17/78	Fayetteville, Ark.	W	6-0
2/27/79	Fayetteville, Ark.	W	5-0
2/27/79	Fayetteville, Ark.	W	3-2
1979	Joplin, Mo.	L	8-9
1979	Joplin, Mo.	W	6-5
2/22/80	Fayetteville, Ark.	W	15-0
2/22/80	Fayetteville, Ark.	W	7-0
2/24/81	Fayetteville, Ark.	W	8-2
2/24/81	Fayetteville, Ark.	W	7-4
2/20/82	Fayetteville, Ark.	W	7-2
2/20/82	Fayetteville, Ark.	W	14-2
2/25/83	Fayetteville, Ark.	W	11-3
2/25/83	Fayetteville, Ark.	W	8-6
4/9/84	Fayetteville, Ark.	W	12-1
2/25/85	Fayetteville, Ark.	W	12-1
2/25/85	Fayetteville, Ark.	W	8-3
4/30/86	Fayetteville, Ark.	W	4-1
2/23/87	Fayetteville, Ark.	W	4-3
2/23/87	Fayetteville, Ark.	W	13-10
4/29/87	Fayetteville, Ark.	W	20-5
2/13/88	Fayetteville, Ark.	W	12-4
2/14/88	Fayetteville, Ark.	W	17-5
2/24/89	Fayetteville, Ark.	W	6-2
2/16/90	Fayetteville, Ark.	W	12-6
2/15/91	Fayetteville, Ark.	W	7-5
2/14/92	Fayetteville, Ark.	W	12-1
2/13/93	Fayetteville, Ark.	W	17-1
2/14/93	Fayetteville, Ark.	W	10-5
3/2/94	Fayetteville, Ark.	W	10-3
2/10/95	Fayetteville, Ark.	W	5-4
2/7/96	Fayetteville, Ark.	W	15-2
4/16/96	Fayetteville, Ark.	W	4-2
2/11/97	Fayetteville, Ark.	W	24-1
4/2/97	Fayetteville, Ark.	W	12-8
2/11/98	Fayetteville, Ark.	W	24-5
4/21/98	Fayetteville, Ark.	W	11-2
2/6/99	Fayetteville, Ark.	W	7-6
2/5/00	Fayetteville, Ark.	W	18-5
2/4/01	Fayetteville, Ark.	W	25-6
2/11/02	Fayetteville, Ark.	W	13-1
4/29/03	Fayetteville, Ark.	W	7-3

MISSOURI STATE

Overall Series Record: 51-24

Record in Fayetteville, Ark.: 34-11

Record in Springfield, Mo.: 17-12

Record at Neutral Sites: 0-1

DATE	SITE	W/L	SCORE
3/26/66	Fayetteville, Ark.	W	7-5
4/22/67	Springfield, Mo.	L	5-6
4/22/67	Springfield, Mo.	L	3-4
1968	Springfield, Mo.	W	12-9
5/6/69	Fayetteville, Ark.	W	3-2
5/6/69	Fayetteville, Ark.	L	0-2
4/18/70	Springfield, Mo.	W	6-4
4/13/71	Fayetteville, Ark.	W	6-2
4/13/71	Fayetteville, Ark.	L	2-3
4/18/72	Springfield, Mo.	L	2-7
4/18/72	Springfield, Mo.	W	8-7
1973	Fayetteville, Ark.	W	7-5
1973	Fayetteville, Ark.	W	13-4
4/9/74	Springfield, Mo.	W	9-5
4/9/74	Springfield, Mo.	W	10-8
4/6/76	Fayetteville, Ark.	W	11-3
4/6/76	Fayetteville, Ark.	W	8-5
4/5/77	Fayetteville, Ark.	W	4-3
4/5/77	Fayetteville, Ark.	W	6-3
4/5/78	Springfield, Mo.	L	4-15

4/5/78	Springfield, Mo.	W	3-2
4/3/79	Fayetteville, Ark.	W	5-1
4/3/79	Fayetteville, Ark.	W	4-3
4/27/81	Fayetteville, Ark.	W	6-4
4/27/81	Fayetteville, Ark.	L	3-4
4/20/82	Fayetteville, Ark.	W	9-8
4/20/82	Fayetteville, Ark.	W	6-2
4/19/83	Springfield, Mo.	W	6-3
4/19/83	Springfield, Mo.	L	2-3
4/17/84	Fayetteville, Ark.	W	9-5
4/17/84	Fayetteville, Ark.	W	5-1
4/16/85	Fayetteville, Ark.	W	6-5
4/8/86	Fayetteville, Ark.	W	6-2
5/10/88	Springfield, Mo.	L	5-9
3/2/90	Fayetteville, Ark.	W	12-11
4/18/90	Fayetteville, Ark.	W	7-2
4/24/91	Fayetteville, Ark.	W	1-0
4/30/91	Springfield, Mo.	L	4-6
3/4/92	Fayetteville, Ark.	W	15-8
4/30/92	Springfield, Mo.	W	12-10
3/24/93	Fayetteville, Ark.	W	8-4
4/28/93	Springfield, Mo.	L	10-11
4/19/94	Springfield, Mo.	W	16-7
2/21/96	Springfield, Mo.	W	6-0
2/24/98	Fayetteville, Ark.	L	2-4
3/2/99	Springfield, Mo.	L	3-9
5/29/99	Fayetteville, Ark.+	L	8-9 (10)
5/2/00	Fayetteville, Ark.	W	7-2
4/3/01	Springfield, Mo.	L	9-10
2/16/02	Arlington, Texas	L	2-3
3/5/02	Fayetteville, Ark.	W	10-1
4/3/02	Springfield, Mo.	W	7-4
5/1/02	Fayetteville, Ark.	L	7-10
3/25/03	Fayetteville, Ark.	W	5-4
4/6/04	Fayetteville, Ark.	L	5-6 (16)
4/13/05	Fayetteville, Ark.	W	14-5
4/19/05	Springfield, Mo.	W	9-4
4/4/06	Fayetteville, Ark.	L	5-10
4/11/06	Springfield, Mo.	L	2-4
4/11/07	Fayetteville, Ark.	W	2-0
4/18/07	Springfield, Mo.	W	16-2
4/1/08	Springfield, Mo.	W	7-6 (10)
4/30/08	Fayetteville, Ark.	W	14-6
3/25/09	Fayetteville, Ark.	W	10-0
3/31/09	Springfield, Mo.	W	2-0
4/28/10	Fayetteville, Ark.	W	5-4
4/12/11	Springfield, Mo.	W	2-1
4/30/13	Fayetteville, Ark.	W	6-3
4/29/14	Springfield, Mo.	W	4-1
3/31/15	Fayetteville, Ark.	L	0-2
6/5/15	Fayetteville, Ark.+	W	18-4
6/6/15	Fayetteville, Ark.+	L	1-3
6/7/15	Fayetteville, Ark.+	W	3-2
5/3/16	Springfield, Mo.	L	6-14
5/17/16	Fayetteville, Ark.	L	2-8

MISSOURI-ST. LOUIS

Overall Series Record: 2-0

Record in Fayetteville, Ark.: 2-0

DATE	SITE	W/L	SCORE
3/31/87	Fayetteville, Ark.	W	11-2
3/31/87	Fayetteville, Ark.	W	14-2

MISSOURI VALLEY

Overall Series Record: 1-0

Record in Fayetteville, Ark.: 1-0

DATE	SITE	W/L	SCORE
2/27/02	Fayetteville, Ark.	W	7-1

MISSOURI WESTERN

Overall Series Record: 17-1

Record in Fayetteville, Ark.: 17-1

DATE	SITE	W/L	SCORE
4/7/72	Fayetteville, Ark.	W	8-5
4/7/72	Fayetteville, Ark.	W	4-3
3/5/74	Fayetteville, Ark.	W	4-0
3/5/74	Fayetteville, Ark.	W	5-2
3/21/78	Fayetteville, Ark.	W	6-3
3/21/78	Fayetteville, Ark.	L	8-9
3/19/79	Fayetteville, Ark.	W	13-0
3/19/79	Fayetteville, Ark.	W	7-6 (11)
3/16/81	Fayetteville, Ark.	W	15-2
3/16/81	Fayetteville, Ark.	W	10-0
3/14/82	Fayetteville, Ark.	W	11-1
3/15/82	Fayetteville, Ark.	W	11-0
3/15/82	Fayetteville, Ark.	W	7-0
3/14/83	Fayetteville, Ark.	W	9-4

3/14/83	Fayetteville, Ark.	W	13-2
3/18/85	Fayetteville, Ark.	W	10-0
3/18/85	Fayetteville, Ark.	W	4-0
3/11/86	Fayetteville, Ark.	W	12-0

MORNINGSIDE

Overall Series Record: 1-1
Record in Fayetteville, Ark.: 1-1

DATE	SITE	W/L	SCORE
4/5/68	Fayetteville, Ark.	L	12-13
4/6/68	Fayetteville, Ark.	W	29-4

MURRAY STATE

Overall Series Record: 2-0
Record in Fayetteville, Ark.: 2-0

DATE	SITE	W/L	SCORE
5/2/86	Fayetteville, Ark.	W	9-3
5/3/86	Fayetteville, Ark.	W	3-2

NAVY

Overall Series Record: 2-0
Record at Neutral Sites: 2-0

DATE	SITE	W/L	SCORE
2/28/97	Millington, Texas	W	6-4
2/21/03	Memphis, Tenn.	W	8-1

NEBRASKA

Overall Series Record: 9-11
Record in Fayetteville, Ark.: 8-7
Record in Lincoln, Neb.: 1-3
Record at Neutral Sites: 0-1

DATE	SITE	W/L	SCORE
3/24/75	Fayetteville, Ark.	W	15-6
3/24/75	Fayetteville, Ark.	W	10-4
3/25/75	Fayetteville, Ark.	L	4-5
3/25/75	Fayetteville, Ark.	W	4-2
3/13/88	Fayetteville, Ark.	W	7-4
3/13/88	Fayetteville, Ark.	L	5-8
3/12/89	Fayetteville, Ark.	W	4-1
3/6/91	Fayetteville, Ark.	W	4-3
3/6/91	Fayetteville, Ark.	L	3-5
2/20/00	Arlington, Texas	L	2-13
3/14/00	Fayetteville, Ark.	L	4-10
3/15/00	Fayetteville, Ark.	L	3-10
3/18/08	Lincoln, Neb.	L	1-6
3/19/08	Lincoln, Neb.	W	9-4
3/17/09	Fayetteville, Ark.	W	7-3
3/18/09	Fayetteville, Ark.	L	4-7
4/16/13	Lincoln, Neb.	L	0-3
4/16/13	Lincoln, Neb.	L	2-4
4/1/14	Fayetteville, Ark.	W	4-3
4/2/14	Fayetteville, Ark.	L	4-6

NEBRASKA-KEARNEY

Overall Series Record: 1-1
Record in Fayetteville, Ark.: 1-1

DATE	SITE	W/L	SCORE
4/4/70	Fayetteville, Ark.	W	5-0
4/4/70	Fayetteville, Ark.	L	0-4

NEVADA

Overall Series Record: 1-0
Record in Fayetteville, Ark.: 1-0

DATE	SITE	W/L	SCORE
3/21/12	Fayetteville, Ark.	W	10-2

NEW MEXICO

Overall Series Record: 7-2
Record in Fayetteville, Ark.: 3-1
Record in Las Cruces, N.M.: 1-0
Record at Neutral Sites: 3-1

DATE	SITE	W/L	SCORE
3/17/73	Las Cruces, N.M.	W	8-4
2/27/04	College Station, Texas	L	1-3
2/28/04	College Station, Texas	W	13-3
2/29/04	College Station, Texas	W	5-2
4/13/10	Fayetteville, Ark.	W	4-3 (11)
4/14/10	Fayetteville, Ark.	W	5-4
6/4/11	Tempe, Ariz.+	W	3-0
4/9/13	Fayetteville, Ark.	L	0-3
4/9/13	Fayetteville, Ark.	W	4-3

NEW MEXICO STATE

Overall Series Record: 2-0
Record in Las Cruces, N.M.: 1-0
Record at Neutral Sites: 1-0

DATE	SITE	W/L	SCORE
3/17/73	Las Cruces, N.M.	W	8-4
3/14/91	Shreveport, La.	W	8-3

NEW ORLEANS

Overall Series Record: 2-2
Record in Fayetteville, Ark.: 2-0
Record in New Orleans, La.: 0-1
Record at Neutral Sites: 0-1

DATE	SITE	W/L	SCORE
3/15/91	Shreveport, La.	L	2-3
3/1/98	New Orleans, La.	L	6-13
2/19/13	Fayetteville, Ark.	W	14-0 (7)
2/19/13	Fayetteville, Ark.	W	3-0

NICHOLLS STATE

Overall Series Record: 0-1
Record in Thibodaux, La.: 0-1

DATE	SITE	W/L	SCORE
2/25/86	Thibodaux, La.	L	3-5

NORTH CAROLINA

Overall Series Record: 1-0
Record at Neutral Sites: 1-0

DATE	SITE	W/L	SCORE
6/4/89	Omaha, Neb.+	W	7-3

NORTH DAKOTA

Overall Series Record: 3-0
Record in Fayetteville, Ark.: 3-0

DATE	SITE	W/L	SCORE
2/13/15	Fayetteville, Ark.	W	11-4
2/14/15	Fayetteville, Ark.	W	13-2
2/14/15	Fayetteville, Ark.	W	12-1

NORTH DAKOTA STATE

Overall Series Record: 2-0
Record in Fayetteville, Ark.: 2-0

DATE	SITE	W/L	SCORE
3/17/82	Fayetteville, Ark.	W	10-2
3/17/82	Fayetteville, Ark.	W	10-1

NORTHEASTERN (OKLA.) STATE

Overall Series Record: 25-2
Record in Fayetteville, Ark.: 25-2

DATE	SITE	W/L	SCORE
1972	Fayetteville, Ark.	L	4-5
1972	Fayetteville, Ark.	W	2-0
3/2/74	Fayetteville, Ark.	W	8-4
3/2/74	Fayetteville, Ark.	W	4-1
3/4/75	Fayetteville, Ark.	W	7-6
3/4/75	Fayetteville, Ark.	W	8-6
4/3/75	Fayetteville, Ark.	W	9-2
4/3/75	Fayetteville, Ark.	W	4-0
2/28/76	Fayetteville, Ark.	W	2-0
2/28/76	Fayetteville, Ark.	W	7-6
2/19/77	Fayetteville, Ark.	W	11-2
2/19/77	Fayetteville, Ark.	W	5-0
3/2/77	Fayetteville, Ark.	W	11-0
2/26/82	Fayetteville, Ark.	W	5-0
2/26/82	Fayetteville, Ark.	W	7-1
2/22/83	Fayetteville, Ark.	W	19-3
4/21/86	Fayetteville, Ark.	W	15-4
4/19/89	Fayetteville, Ark.	W	9-8
4/17/90	Fayetteville, Ark.	W	12-5
2/12/91	Fayetteville, Ark.	W	6-2
4/14/92	Fayetteville, Ark.	W	6-5
3/25/93	Fayetteville, Ark.	W	5-2
4/21/93	Fayetteville, Ark.	L	7-9
4/27/94	Fayetteville, Ark.	W	4-0
3/29/95	Fayetteville, Ark.	W	11-0
5/1/96	Fayetteville, Ark.	W	7-3
4/16/97	Fayetteville, Ark.	W	24-3

NORTHERN COLORADO

Overall Series Record: 7-1
Record in Fayetteville, Ark.: 7-1

DATE	SITE	W/L	SCORE
4/5/05	Fayetteville, Ark.	W	9-3
4/6/05	Fayetteville, Ark.	W	7-4

4/18/06	Fayetteville, Ark.	W	2-1
4/19/06	Fayetteville, Ark.	L	2-4
4/3/07	Fayetteville, Ark.	W	14-6
4/4/07	Fayetteville, Ark.	W	9-7
4/22/08	Fayetteville, Ark.	W	9-2
4/23/08	Fayetteville, Ark.	W	9-1

NORTHERN ILLINOIS

Overall Series Record: 3-0
Record in Fayetteville, Ark.: 3-0

DATE	SITE	W/L	SCORE
3/20/93	Fayetteville, Ark.	W	12-2
3/21/93	Fayetteville, Ark.	W	11-3
3/21/93	Fayetteville, Ark.	W	11-5

NORTHERN IOWA

Overall Series Record: 5-0
Record in Fayetteville, Ark.: 5-0

DATE	SITE	W/L	SCORE
3/13/87	Fayetteville, Ark.	W	10-3
3/21/88	Fayetteville, Ark.	W	6-0
3/22/88	Fayetteville, Ark.	W	17-0
3/22/88	Fayetteville, Ark.	W	15-2
3/20/89	Fayetteville, Ark.	W	14-4

NORTH TEXAS

Overall Series Record: 11-0
Record in Fayetteville, Ark.: 11-0

DATE	SITE	W/L	SCORE
4/13/78	Fayetteville, Ark.	W	4-0
4/13/78	Fayetteville, Ark.	W	12-0
4/14/78	Fayetteville, Ark.	W	9-0
4/14/78	Fayetteville, Ark.	W	6-0
2/15/86	Fayetteville, Ark.	W	10-0
2/15/86	Fayetteville, Ark.	W	9-0
2/16/86	Fayetteville, Ark.	W	26-1
3/8/87	Fayetteville, Ark.	W	13-4
3/6/88	Fayetteville, Ark.	W	10-1
3/7/88	Fayetteville, Ark.	W	5-4
3/7/88	Fayetteville, Ark.	W	6-5

NORTHWESTERN STATE

Overall Series Record: 17-2
Record in Fayetteville, Ark.: 9-1
Record in Natchitoches, La.: 5-1
Record at Neutral Sites: 3-0

DATE	SITE	W/L	SCORE
1960	Natchitoches, La.	W	4-3
4/20/62	Monroe, La.	W	13-8
4/21/62	Monroe, La.	W	8-4
4/25/62	Natchitoches, La.	L	2-4
4/26/62	Natchitoches, La.	W	2-1
3/17/89	Shreveport, La.	W	3-2
2/29/92	Fayetteville, Ark.	W	6-5 (11)
2/29/92	Fayetteville, Ark.	W	7-2
5/2/95	Fayetteville, Ark.	W	5-2
2/16/96	Natchitoches, La.	W	13-6
2/17/96	Natchitoches, La.	W	14-5
2/18/96	Natchitoches, La.	W	10-5
3/25/97	Fayetteville, Ark.	W	5-4
3/26/97	Fayetteville, Ark.	W	13-8
2/27/01	Fayetteville, Ark.	L	4-8
2/21/12	Fayetteville, Ark.	W	8-7
2/22/12	Fayetteville, Ark.	W	6-2
4/22/14	Fayetteville, Ark.	W	8-1
4/22/14	Fayetteville, Ark.	W	15-3

NORTHWEST MISSOURI STATE

Overall Series Record: 9-1-1
Record in Fayetteville, Ark.: 9-1-1

DATE	SITE	W/L	SCORE
3/6/78	Fayetteville, Ark.	W	7-6
3/6/78	Fayetteville, Ark.	L	2-4
3/10/80	Fayetteville, Ark.	W	11-6
3/10/80	Fayetteville, Ark.	W	7-1
3/7/82	Fayetteville, Ark.	W	3-1
3/7/82	Fayetteville, Ark.	W	4-1
3/8/82	Fayetteville, Ark.	W	3-0
3/8/82	Fayetteville, Ark.	T	7-7
3/3/85	Fayetteville, Ark.	W	11-3
3/8/90	Fayetteville, Ark.	W	17-9
3/13/91	Fayetteville, Ark.	W	7-5

Series History

NORTHWOOD INSTITUTE

Overall Series Record: 1-0
Record in Fayetteville, Ark.: 1-0

DATE	SITE	W/L	SCORE
3/4/90	Fayetteville, Ark.	W	9-1

NOTRE DAME

Overall Series Record: 2-1
Record in Fayetteville, Ark.: 1-0
Record at Neutral Sites: 1-1

DATE	SITE	W/L	SCORE
3/17/73	Las Cruces, N.M.	W	6-5
3/17/83	Fayetteville, Ark.	W	5-0
2/28/97	Millington, Texas	L	5-8

OHIO STATE

Overall Series Record: 1-0
Record at Neutral Sites: 1-0

DATE	SITE	W/L	SCORE
3/2/08	College Station, Texas	W	8-6

OKLAHOMA

Overall Series Record: 14-11
Record in Fayetteville, Ark.: 6-2
Record in Norman, Okla.: 7-9
Record at Neutral Sites: 1-0

DATE	SITE	W/L	SCORE
5/11/70	Fayetteville, Ark.	L	1-2
5/11/70	Fayetteville, Ark.	W	5-2
5/2/72	Norman, Okla.	L	2-3
5/2/72	Norman, Okla.	L	3-4
4/11/77	Norman, Okla.	W	5-2
4/11/77	Norman, Okla.	L	3-4
3/5/83	Norman, Okla.	L	4-11
3/5/83	Norman, Okla.	W	14-3
3/6/83	Norman, Okla.	W	7-2
4/15/87	Fayetteville, Ark.	W	12-11
4/12/88	Norman, Okla.	L	3-11
4/26/89	Fayetteville, Ark.	L	2-3
3/20/91	Norman, Okla.	W	11-2
3/23/93	Fayetteville, Ark.	W	8-0
4/6/94	Norman, Okla.	L	2-11
2/27/96	Fayetteville, Ark.	W	9-8
4/10/01	Norman, Okla.	W	5-4
3/12/02	Norman, Okla.	L	1-7
4/9/02	Fayetteville, Ark.	W	9-6
5/31/02	Wichita, Kan.+	W	8-5
4/28/09	Fayetteville, Ark.	W	8-7 (10)
5/30/09	Norman, Okla.+	W	17-6
5/31/09	Norman, Okla.+	W	11-0
5/18/10	Norman, Okla.	L	2-5
4/10/12	Norman, Okla.	L	0-4

OKLAHOMA BAPTIST

Overall Series Record: 6-3
Record in Fayetteville, Ark.: 4-2
Record in Shawnee, Okla.: 2-1

DATE	SITE	W/L	SCORE
4/29/67	Fayetteville, Ark.	W	2-1
4/29/67	Fayetteville, Ark.	W	6-0
4/22/68	Fayetteville, Ark.	L	0-12
4/22/68	Fayetteville, Ark.	W	4-3
4/18/69	Shawnee, Okla.	W	5-2
4/13/70	Fayetteville, Ark.	W	9-6
4/13/70	Fayetteville, Ark.	L	4-9
3/20/71	Shawnee, Okla.	W	13-3
3/20/71	Shawnee, Okla.	L	2-4

OKLAHOMA CHRISTIAN

Overall Series Record: 1-0
Record in Fayetteville, Ark.: 1-0

DATE	SITE	W/L	SCORE
5/6/85	Fayetteville, Ark.	W	14-4

OKLAHOMA CITY

Overall Series Record: 23-1
Record in Fayetteville, Ark.: 15-0
Record in Oklahoma City, Okla.: 8-1

DATE	SITE	W/L	SCORE
4/7/61	Oklahoma City, Okla.	W	9-2
4/9/68	Fayetteville, Ark.	W	12-3
4/19/69	Oklahoma City, Okla.	W	2-0
4/21/70	Fayetteville, Ark.	W	9-4
4/21/70	Fayetteville, Ark.	W	9-3

4/19/71	Oklahoma City, Okla.	W	11-0
4/19/71	Oklahoma City, Okla.	W	13-1
1973	Oklahoma City, Okla.	W	6-1
1973	Oklahoma City, Okla.	W	10-0
4/21/73	Fayetteville, Ark.	W	8-2
4/21/73	Fayetteville, Ark.	W	3-2
4/2/74	Oklahoma City, Okla.	L	4-5
4/2/74	Oklahoma City, Okla.	W	9-0
3/6/83	Oklahoma City, Okla.	W	13-4
2/16/85	Fayetteville, Ark.	W	4-0
2/16/85	Fayetteville, Ark.	W	20-13
2/17/85	Fayetteville, Ark.	W	5-2
2/13/96	Fayetteville, Ark.	W	11-9
2/19/97	Fayetteville, Ark.	W	14-6
3/4/98	Fayetteville, Ark.	W	9-6
2/23/99	Fayetteville, Ark.	W	10-8
2/22/00	Fayetteville, Ark.	W	7-3
2/21/01	Fayetteville, Ark.	W	14-4
2/12/02	Fayetteville, Ark.	W	5-4

OKLAHOMA STATE

Overall Series Record: 18-24
Record in Fayetteville, Ark.: 9-9
Record in Stillwater, Okla.: 7-10
Record at Neutral Sites: 2-5

DATE	SITE	W/L	SCORE
4/15/70	Fayetteville, Ark.	W	5-3
4/15/70	Fayetteville, Ark.	W	3-1
4/21/71	Stillwater, Okla.	L	4-6
4/21/71	Stillwater, Okla.	L	4-7
4/29/80	Tulsa, Okla.	W	7-6
2/21/81	Fayetteville, Ark.	L	4-5 (11)
3/26/85	Stillwater, Okla.	L	1-3
4/2/85	Fayetteville, Ark.	L	6-14
4/1/86	Fayetteville, Ark.	L	9-11
4/15/86	Stillwater, Okla.	L	7-8
3/25/87	Stillwater, Okla.	L	1-8
4/21/87	Fayetteville, Ark.	W	9-8
3/19/88	Shreveport, La.	L	4-5
4/11/88	Stillwater, Okla.	W	6-5
5/28/88	Stillwater, Okla.+	L	7-13
3/18/89	Shreveport, La.	L	2-10
4/4/89	Stillwater, Okla.	W	10-4
5/10/89	Fayetteville, Ark.	W	10-6
4/24/90	Stillwater, Okla.	W	7-5
3/19/91	Stillwater, Okla.	L	5-9
4/9/91	Fayetteville, Ark.	W	9-4
3/31/92	Fayetteville, Ark.	L	4-7
4/19/93	Fayetteville, Ark.	W	4-1
4/26/93	Stillwater, Okla.	L	1-4
3/15/94	Fayetteville, Ark.	W	10-5
3/23/94	Stillwater, Okla.	W	13-9
3/20/95	Stillwater, Okla.	L	6-18
3/22/95	Fayetteville, Ark.	L	9-22
5/23/96	Lubbock, Texas+	L	5-6
4/1/98	Tulsa, Okla.	L	3-7
3/21/00	Stillwater, Okla.	W	10-8
3/28/00	Fayetteville, Ark.	L	1-2
4/24/01	Tulsa, Okla.	L	5-6
4/20/04	Fayetteville, Ark.	W	5-2
3/8/05	Stillwater, Okla.	W	11-7
2/11/06	Mobile, Ala.	W	3-0
6/4/06	Fayetteville, Ark.+	L	5-6
6/2/07	Fayetteville, Ark.+	L	3-14
6/3/07	Fayetteville, Ark.+	L	6-7
5/30/15	Stillwater, Okla.+	W	7-5
3/29/16	Stillwater, Okla.	L	4-5
4/26/16	Fayetteville, Ark.	W	7-6

OLE MISS

Overall Series Record: 45-40
Record in Fayetteville, Ark.: 20-17
Record in Oxford, Miss.: 20-19
Record at Neutral Sites: 5-4

DATE	SITE	W/L	SCORE
4/11/82	Fayetteville, Ark.	W	7-2
5/9/92	Fayetteville, Ark.	L	4-8
5/9/92	Fayetteville, Ark.	W	15-3
5/10/92	Fayetteville, Ark.	W	10-0
5/15/93	Oxford, Miss.	W	8-7
5/15/93	Oxford, Miss.	W	5-1
5/16/93	Oxford, Miss.	L	1-3
5/13/94	Fayetteville, Ark.	L	6-12
5/14/94	Fayetteville, Ark.	L	2-7
5/15/94	Fayetteville, Ark.	W	8-5
5/12/95	Oxford, Miss.	L	1-3
5/13/95	Oxford, Miss.	L	2-11
5/14/95	Oxford, Miss.	W	5-4

5/18/95	Starkville, Miss.!	W	5-2
5/10/96	Oxford, Miss.	W	18-4
5/11/96	Oxford, Miss.	L	2-3
5/12/96	Oxford, Miss.	W	8-3
4/11/97	Fayetteville, Ark.	W	14-13 (10)
4/12/97	Fayetteville, Ark.	W	12-7
4/13/97	Fayetteville, Ark.	W	8-6
3/27/98	Oxford, Miss.	W	12-10
3/28/98	Oxford, Miss.	W	16-8
3/29/98	Oxford, Miss.	L	10-13
5/7/99	Fayetteville, Ark.	W	8-1
5/8/99	Fayetteville, Ark.	W	9-4
5/9/99	Fayetteville, Ark.	W	7-4
5/12/00	Oxford, Miss.	W	6-1
5/13/00	Oxford, Miss.	L	5-12
5/14/00	Oxford, Miss.	W	8-1
4/6/01	Fayetteville, Ark.	W	3-2
4/7/01	Fayetteville, Ark.	L	6-11
4/8/01	Fayetteville, Ark.	W	10-3
5/10/02	Oxford, Miss.	W	5-4
5/11/02	Oxford, Miss.	W	11-5
5/12/02	Oxford, Miss.	W	10-8
5/2/03	Fayetteville, Ark.	L	2-5
5/3/03	Fayetteville, Ark.	W	7-6
5/4/03	Fayetteville, Ark.	W	6-3
5/23/03	Hoover, Ala.!	L	7-8 (11)
5/7/04	Oxford, Miss.	L	0-1
5/8/04	Oxford, Miss.	W	3-1
5/9/04	Oxford, Miss.	L	3-5
5/27/04	Hoover, Ala.!	W	4-3
5/20/05	Fayetteville, Ark.	L	3-5
5/21/05	Fayetteville, Ark.	L	2-10
5/22/05	Fayetteville, Ark.	L	1-9
5/12/06	Oxford, Miss.	W	12-3
5/13/06	Oxford, Miss.	L	3-7
5/14/06	Oxford, Miss.	L	4-5
5/24/06	Hoover, Ala.!	L	4-9
3/2/07	Minneapolis, Minn.	L	4-5
5/17/07	Fayetteville, Ark.	L	4-5
5/18/07	Fayetteville, Ark.	W	4-3 (10)
5/19/07	Fayetteville, Ark.	L	0-5
4/25/08	Oxford, Miss.	L	4-12
4/26/08	Oxford, Miss.	W	13-11 (10)
4/27/08	Oxford, Miss.	W	12-4
5/14/09	Fayetteville, Ark.	L	5-7
5/15/09	Fayetteville, Ark.	L	3-9
5/16/09	Fayetteville, Ark.	L	3-16
5/7/10	Oxford, Miss.	W	11-4
5/8/10	Oxford, Miss.	L	2-3
5/9/10	Oxford, Miss.	W	7-0
5/19/11	Fayetteville, Ark.	L	1-2
5/21/11	Fayetteville, Ark.	W	2-0
5/21/11	Fayetteville, Ark.	W	5-3
4/21/12	Oxford, Miss.	L	2-8
4/21/12	Oxford, Miss.	L	0-1
4/22/12	Oxford, Miss.	W	11-3
5/23/12	Hoover, Ala.!	L	0-2
3/15/13	Fayetteville, Ark.	L	1-7
3/16/13	Fayetteville, Ark.	W	10-1
3/17/13	Fayetteville, Ark.	L	4-6 (13)
5/22/13	Hoover, Ala.!	W	2-1 (10)
5/2/14	Oxford, Miss.	L	2-3
5/3/14	Oxford, Miss.	L	4-7
5/4/14	Oxford, Miss.	W	11-1
5/21/14	Hoover, Ala.!	W	2-1
5/23/14	Hoover, Ala.!	W	8-7
3/26/15	Fayetteville, Ark.	W	10-3
3/27/15	Fayetteville, Ark.	L	4-5
3/28/15	Fayetteville, Ark.	W	5-2
4/8/16	Oxford, Miss.	L	3-7
4/9/16	Oxford, Miss.	L	9-14
4/10/16	Oxford, Miss.	L	7-8

OMAHA

Overall Series Record: 0-2
Record in Fayetteville, Ark.: 0-2

DATE	SITE	W/L	SCORE
4/13/65	Fayetteville, Ark.	L	7-9
4/13/65	Fayetteville, Ark.	L	3-6

ORAL ROBERTS

Overall Series Record: 66-35
Record in Fayetteville, Ark.: 35-14
Record in Tulsa, Okla.: 28-20
Record at Neutral Sites: 3-1

DATE	SITE	W/L	SCORE
4/29/70	Fayetteville, Ark.	W	7-0
4/29/70	Fayetteville, Ark.	W	8-0

Series History

4/27/71	Tulsa, Okla.	W	6-1
4/27/71	Tulsa, Okla.	L	4-6
5/4/71	Fayetteville, Ark.	W	12-11
5/4/71	Fayetteville, Ark.	L	2-5
3/25/72	Tulsa, Okla.	L	4-8
3/25/72	Tulsa, Okla.	W	2-1
1973	Tulsa, Okla.	W	5-4
1973	Tulsa, Okla.	L	0-2
3/27/74	Tulsa, Okla.	W	1-0
3/27/74	Tulsa, Okla.	L	0-1
4/15/75	Fayetteville, Ark.	W	5-1
4/15/75	Fayetteville, Ark.	W	4-2
3/30/76	Tulsa, Okla.	W	6-5
3/30/76	Tulsa, Okla.	L	3-6
2/22/77	Fayetteville, Ark.	W	7-0
2/22/77	Fayetteville, Ark.	L	0-2
4/17/79	Tulsa, Okla.	L	2-5
3/11/80	Fayetteville, Ark.	L	3-7
3/11/80	Fayetteville, Ark.	L	0-5
5/3/80	Tulsa, Okla.	W	4-2
5/22/80	Tulsa, Okla.+	W	3-2
3/10/81	Fayetteville, Ark.	L	3-6
3/10/81	Fayetteville, Ark.	L	6-11
5/1/81	Tulsa, Okla.	W	8-6
5/2/81	Tulsa, Okla.	L	1-5
5/2/81	Tulsa, Okla.	L	2-8
5/8/82	Fayetteville, Ark.	W	10-3
5/8/82	Fayetteville, Ark.	L	1-9
5/9/82	Tulsa, Okla.	L	4-9
5/9/82	Tulsa, Okla.	W	10-4
5/6/83	Fayetteville, Ark.	W	6-3
5/6/83	Fayetteville, Ark.	W	11-3
5/7/83	Tulsa, Okla.	L	3-8
5/7/83	Tulsa, Okla.	W	4-1
5/26/83	Stillwater, Okla.+	L	6-7
5/4/84	Fayetteville, Ark.	W	13-1
5/4/84	Fayetteville, Ark.	W	12-4
5/5/84	Tulsa, Okla.	L	8-9
5/5/84	Tulsa, Okla.	W	3-1
5/9/85	Fayetteville, Ark.	W	6-4
5/10/85	Fayetteville, Ark.	W	5-1
5/11/85	Fayetteville, Ark.	W	9-5
5/8/86	Fayetteville, Ark.	W	7-5
5/9/86	Tulsa, Okla.	W	15-6
5/12/86	Tulsa, Okla.	W	9-8 (12)
5/7/87	Fayetteville, Ark.	W	14-4
5/8/87	Fayetteville, Ark.	W	17-5
5/10/87	Tulsa, Okla.	L	2-10
5/15/88	Fayetteville, Ark.	W	18-7
5/16/88	Tulsa, Okla.	L	3-11
4/23/90	Fayetteville, Ark.	W	10-3
2/21/91	Fayetteville, Ark.	W	2-1
3/25/92	Fayetteville, Ark.	L	3-5
3/31/93	Fayetteville, Ark.	W	13-5
4/20/93	Tulsa, Okla.	W	16-1
3/30/94	Tulsa, Okla.	L	7-8
3/31/94	Fayetteville, Ark.	W	7-4
4/12/94	Tulsa, Okla.	L	1-3
4/20/94	Fayetteville, Ark.	L	2-12
3/21/95	Tulsa, Okla.	W	7-0
4/4/95	Tulsa, Okla.	W	8-2 (11)
4/25/95	Tulsa, Okla.	L	0-5
4/26/95	Fayetteville, Ark.	W	9-1
2/20/96	Fayetteville, Ark.	W	19-7
4/2/96	Tulsa, Okla.	W	3-2
4/10/96	Tulsa, Okla.	L	7-8 (10)
4/24/96	Fayetteville, Ark.	W	18-5
4/22/97	Tulsa, Okla.	W	11-6
4/23/97	Fayetteville, Ark.	W	15-5
4/15/98	Fayetteville, Ark.	W	19-7
4/22/98	Tulsa, Okla.	W	8-5
4/14/99	Tulsa, Okla.	W	15-6
4/21/99	Fayetteville, Ark.	L	5-12
4/11/00	Tulsa, Okla.	W	5-4
4/18/00	Fayetteville, Ark.	L	4-8
4/17/01	Tulsa, Okla.	W	4-2
5/1/01	Fayetteville, Ark.	W	10-0
4/16/02	Tulsa, Okla.	W	14-0
4/30/02	Fayetteville, Ark.	W	6-3
6/1/02	Wichita, Kan.+	W	7-6
6/2/02	Wichita, Kan.+	W	11-6
4/1/03	Fayetteville, Ark.	W	9-3
4/15/03	Tulsa, Okla.	W	8-2
4/13/04	Fayetteville, Ark.	L	4-6
4/27/04	Tulsa, Okla.	W	8-4
4/12/05	Tulsa, Okla.	W	15-8
4/26/05	Fayetteville, Ark.	W	5-2
5/2/06	Tulsa, Okla.	L	4-5
6/2/06	Fayetteville, Ark.+	L	3-4 (11)
3/13/07	Fayetteville, Ark.	W	10-2

3/27/07	Tulsa, Okla.	L	3-5
4/8/08	Fayetteville, Ark.	L	4-9
4/15/08	Tulsa, Okla.	L	2-12
4/21/09	Tulsa, Okla.	W	9-6
5/12/09	Fayetteville, Ark.	W	3-2
4/20/10	Fayetteville, Ark.	W	9-5
4/19/11	Tulsa, Okla.	W	6-5
4/24/12	Fayetteville, Ark.	W	6-1
5/29/15	Stillwater, Okla.+	W	8-6

OREGON STATE

Overall Series Record: 2-1

Record at Neutral Sites: 2-1

DATE	SITE	W/L	SCORE
5/22/86	Stillwater, Okla.+	W	4-3
5/24/86	Stillwater, Okla.+	L	0-1
3/17/95	San Jose, Calif.	W	5-4

PACIFIC

Overall Series Record: 0-1

Record at Neutral Sites: 0-1

DATE	SITE	W/L	SCORE
3/3/13	Surprise, Ariz.	L	3-4

PACIFIC LUTHERAN

Overall Series Record: 1-0

Record at Neutral Sites: 1-0

DATE	SITE	W/L	SCORE
3/15/92	Seattle, Wash.	W	8-1

PENN STATE

Overall Series Record: 1-0

Record at Neutral Sites: 1-0

DATE	SITE	W/L	SCORE
3/1/89	Lakeland, Fla.	W	2-1

PEPPERDINE

Overall Series Record: 1-1

Record at Neutral Sites: 1-1

DATE	SITE	W/L	SCORE
6/1/79	Omaha, Neb.+	W	5-4
5/30/08	Palo Alto, Calif.+	L	3-4

PITTSBURG STATE

Overall Series Record: 15-0

Record in Fayetteville, Ark.: 11-0

Record in Pittsburg, Kan.: 4-0

DATE	SITE	W/L	SCORE
4/7/62	Fayetteville, Ark.	W	5-1
4/7/62	Fayetteville, Ark.	W	11-3
4/30/63	Pittsburg, Kan.	W	9-4
4/30/63	Pittsburg, Kan.	W	2-1
1967	Fayetteville, Ark.	W	8-1
1967	Fayetteville, Ark.	W	6-2
4/27/68	Pittsburg, Kan.	W	8-4
4/27/68	Pittsburg, Kan.	W	3-0
4/17/71	Fayetteville, Ark.	W	6-0
4/17/71	Fayetteville, Ark.	W	11-1
4/11/72	Fayetteville, Ark.	W	5-0
4/11/72	Fayetteville, Ark.	W	9-0
3/5/96	Fayetteville, Ark.	W	10-5
2/18/98	Fayetteville, Ark.	W	13-4
4/17/02	Fayetteville, Ark.	W	5-1

PRINCETON

Overall Series Record: 1-0

Record in Fayetteville, Ark.: 1-0

DATE	SITE	W/L	SCORE
6/3/06	Fayetteville, Ark.+	W	6-2

RICE

Overall Series Record: 42-18-1

Record in Fayetteville, Ark.: 23-4-1

Record in Houston, Texas: 16-11

Record at Neutral Sites: 3-3

DATE	SITE	W/L	SCORE
4/2/71	Edinburg, Texas	L	2-5
4/3/71	Edinburg, Texas	L	3-4
4/6/74	Fayetteville, Ark.	L	5-6
4/6/74	Fayetteville, Ark.	W	6-3
4/6/74	Fayetteville, Ark.	W	9-7
4/4/75	Houston, Texas	W	5-0
4/5/75	Houston, Texas	L	1-5

4/5/75	Houston, Texas	L	0-9
4/16/76	Fayetteville, Ark.	W	4-1
4/17/76	Fayetteville, Ark.	W	4-1
4/17/76	Fayetteville, Ark.	W	1-0
4/15/77	Houston, Texas	L	3-8
4/16/77	Houston, Texas	W	7-1
4/16/77	Houston, Texas	W	9-4
3/10/78	Fayetteville, Ark.	W	6-0
3/11/78	Fayetteville, Ark.	W	1-0
3/11/78	Fayetteville, Ark.	W	6-0
3/9/79	Houston, Texas	W	6-3
3/10/79	Houston, Texas	W	7-2
3/10/79	Houston, Texas	W	12-3
4/11/80	Fayetteville, Ark.	W	14-6
4/12/80	Fayetteville, Ark.	W	5-2
4/12/80	Fayetteville, Ark.	L	8-9
3/27/81	Houston, Texas	W	3-2
3/28/81	Houston, Texas	L	4-5
3/28/81	Houston, Texas	L	3-4
5/16/81	Austin, Texas!	W	5-4
3/26/82	Fayetteville, Ark.	T	4-4 (11)
3/27/82	Fayetteville, Ark.	W	2-1
3/27/82	Fayetteville, Ark.	W	17-2
3/28/82	Fayetteville, Ark.	W	6-1
3/19/83	Houston, Texas	L	1-6
3/19/83	Houston, Texas	L	2-3 (12)
3/20/83	Houston, Texas	W	7-4 (10)
3/25/84	Fayetteville, Ark.	W	5-3
3/25/84	Fayetteville, Ark.	W	6-3
3/26/84	Fayetteville, Ark.	L	2-7
5/12/84	Austin, Texas!	L	1-8
3/17/85	Houston, Texas	W	8-4
3/17/85	Houston, Texas	L	2-13
3/15/86	Fayetteville, Ark.	W	6-0
3/15/86	Fayetteville, Ark.	W	10-5
3/15/86	Fayetteville, Ark.	W	15-7
4/24/87	Houston, Texas	W	4-3
4/25/87	Houston, Texas	W	5-1
4/25/87	Houston, Texas	W	3-0
5/13/88	Fayetteville, Ark.	W	6-1
5/14/88	Fayetteville, Ark.	W	10-1
5/14/88	Fayetteville, Ark.	W	9-8
4/21/89	Houston, Texas	W	10-2
4/22/89	Houston, Texas	L	1-3
4/22/89	Houston, Texas	W	8-4
4/20/90	Fayetteville, Ark.	W	9-1
4/21/90	Fayetteville, Ark.	L	1-2 (11)
4/21/90	Fayetteville, Ark.	W	6-5
5/17/90	Austin, Texas!	W	7-5
3/8/91	Houston, Texas	L	3-4
3/9/91	Houston, Texas	W	8-4
3/9/91	Houston, Texas	L	8-9
6/2/12	Houston, Texas+	W	1-0
2/26/16	Houston, Texas	W	5-2

SAINT LOUIS

Overall Series Record: 9-0

Record in Fayetteville, Ark.: 8-0

Record in St. Louis, Mo.: 1-0

DATE	SITE	W/L	SCORE
3/10/87	Fayetteville, Ark.	W	20-10
3/11/87	Fayetteville, Ark.	W	9-0
3/11/87	Fayetteville, Ark.	W	15-5
3/3/90	Fayetteville, Ark.	W	14-4
3/3/90	Fayetteville, Ark.	W	10-7
3/7/00	Fayetteville, Ark.	W	7-4
3/8/00	Fayetteville, Ark.	W	14-4
3/20/02	St. Louis, Mo.	W	6-4
4/7/10	Fayetteville, Ark.	W	32-8

SAM HOUSTON STATE

Overall Series Record: 2-0

Record at Neutral Sites: 2-0

DATE	SITE	W/L	SCORE
6/1/12	Houston, Texas+	W	5-4
6/3/12	Houston, Texas+	W	5-1

SAN DIEGO STATE

Overall Series Record: 8-1

Record in Fayetteville, Ark: 4-0

Record in San Diego, Calif.: 3-1

Record at Neutral Sites: 1-0

DATE	SITE	W/L	SCORE
3/3/01	Minneapolis, Minn.	W	6-4
3/10/11	San Diego, Calif.	W	12-4
3/11/11	San Diego, Calif.	W	11-6
3/12/11	San Diego, Calif.	L	2-3

Series History

3/13/11	San Diego, Calif.	W	5-2
3/7/13	Fayetteville, Ark.	W	2-0
3/8/13	Fayetteville, Ark.	W	4-3
3/9/13	Fayetteville, Ark.	W	8-2
3/9/13	Fayetteville, Ark.	W	4-1

SAN FRANCISCO

Overall Series Record: 0-1
Record at Neutral Sites: 0-1

DATE	SITE	W/L	SCORE
3/7/14	Berkeley, Calif.	L	1-2

SAN JOSE STATE

Overall Series Record: 2-0
Record in San Jose, Calif.: 2-0

DATE	SITE	W/L	SCORE
3/18/95	San Jose, Calif.	W	12-8
3/19/95	San Jose, Calif.	W	7-4

SANTA CLARA

Overall Series Record: 1-0
Record at Neutral Sites: 1-0

DATE	SITE	W/L	SCORE
3/17/95	San Jose, Calif.	W	10-3

SCHOOL OF THE OZARKS

Overall Series Record: 8-1
Record in Fayetteville, Ark.: 8-1

DATE	SITE	W/L	SCORE
3/23/84	Fayetteville, Ark.	W	6-2
3/19/85	Fayetteville, Ark.	W	4-3
3/19/85	Fayetteville, Ark.	W	6-0
4/20/87	Fayetteville, Ark.	W	12-1
3/22/89	Fayetteville, Ark.	W	14-5
3/22/89	Fayetteville, Ark.	W	10-0
4/4/90	Fayetteville, Ark.	L	1-5
2/19/91	Fayetteville, Ark.	W	15-5
3/26/92	Fayetteville, Ark.	W	13-3

SIENA

Overall Series Record: 3-0
Record in Fayetteville, Ark.: 3-0

DATE	SITE	W/L	SCORE
3/7/08	Fayetteville, Ark.	W	14-5
3/8/08	Fayetteville, Ark.	W	17-2
3/9/08	Fayetteville, Ark.	W	10-4

SIU-EDWARDSVILLE

Overall Series Record: 1-1
Record in Fayetteville, Ark.: 1-1

DATE	SITE	W/L	SCORE
3/29/76	Fayetteville, Ark.	L	2-5
3/29/76	Fayetteville, Ark.	W	7-3

SMU

Overall Series Record: 22-4
Record in Fayetteville, Ark.: 11-0
Record in Dallas, Texas: 11-4

DATE	SITE	W/L	SCORE
4/4/61	Dallas, Texas	L	1-7
4/5/61	Dallas, Texas	W	11-7
4/4/67	Fayetteville, Ark.	W	4-1
4/4/67	Fayetteville, Ark.	W	8-7
4/22/69	Dallas, Texas	L	3-8
1973	Dallas, Texas	W	3-1
1973	Dallas, Texas	W	4-3
3/15/74	Fayetteville, Ark.	W	4-2
3/16/74	Fayetteville, Ark.	W	11-3
3/16/74	Fayetteville, Ark.	W	6-2
1975	Dallas, Texas	W	4-1
3/26/76	Dallas, Texas	W	17-2
3/27/76	Dallas, Texas	W	10-1
3/27/76	Dallas, Texas	W	2-1
3/25/77	Fayetteville, Ark.	W	1-0
3/26/77	Fayetteville, Ark.	W	4-1
3/26/77	Fayetteville, Ark.	W	3-1
3/31/78	Dallas, Texas	W	5-2
4/1/78	Dallas, Texas	W	9-2
4/1/78	Dallas, Texas	W	6-4
3/30/79	Fayetteville, Ark.	W	3-1
3/31/79	Fayetteville, Ark.	W	3-1
3/31/79	Fayetteville, Ark.	W	9-2
2/29/80	Dallas, Texas	W	2-0
3/1/80	Dallas, Texas	L	1-2
3/1/80	Dallas, Texas	L	1-9

SOUTH ALABAMA

Overall Series Record: 3-2
Record in Fayetteville, Ark.: 1-2
Record in Mobile, Ala.: 2-0

DATE	SITE	W/L	SCORE
2/12/06	Mobile, Ala.	W	8-7
2/28/14	Fayetteville, Ark.	W	2-1
3/1/14	Fayetteville, Ark.	L	1-2
3/1/14	Fayetteville, Ark.	L	3-5
2/21/15	Mobile, Ala.	W	7-0

SOUTH CAROLINA

Overall Series Record: 37-32
Record in Fayetteville, Ark.: 18-10
Record in Columbia, S.C.: 14-16
Record at Neutral Sites: 5-6

DATE	SITE	W/L	SCORE
5/31/85	Omaha, Neb.+	W	1-0
3/28/92	Fayetteville, Ark.	W	8-3
3/28/92	Fayetteville, Ark.	W	7-2
3/29/92	Fayetteville, Ark.	L	11-20
5/13/92	New Orleans, La.!	W	8-6
5/15/92	New Orleans, La.!	L	5-9
4/3/93	Columbia, S.C.	L	11-18
4/3/93	Columbia, S.C.	L	1-8
4/4/93	Columbia, S.C.	L	3-5
3/29/96	Fayetteville, Ark.	W	8-1
3/30/96	Fayetteville, Ark.	W	2-1
3/31/96	Fayetteville, Ark.	L	2-13
3/28/97	Columbia, S.C.	W	11-8
3/29/97	Columbia, S.C.	L	9-14
3/30/97	Columbia, S.C.	W	30-7
3/6/98	Fayetteville, Ark.	W	11-1
3/8/98	Fayetteville, Ark.	W	17-16
5/14/99	Columbia, S.C.	W	8-2
5/15/99	Columbia, S.C.	L	6-16
5/16/99	Columbia, S.C.	W	13-5
5/5/00	Fayetteville, Ark.	L	2-8
5/6/00	Fayetteville, Ark.	W	11-10
5/7/00	Fayetteville, Ark.	W	9-3
3/9/01	Columbia, S.C.	L	5-16
3/10/01	Columbia, S.C.	L	4-7
3/11/01	Columbia, S.C.	L	3-9
4/5/02	Fayetteville, Ark.	W	7-4
4/6/02	Fayetteville, Ark.	W	8-7 (15)
5/22/02	Hoover, Ala.!	L	1-10
5/24/02	Hoover, Ala.!	L	1-4
3/14/03	Columbia, S.C.	L	2-7
3/16/03	Columbia, S.C.	W	2-1
3/16/03	Columbia, S.C.	W	4-1
3/26/04	Fayetteville, Ark.	W	5-3
3/27/04	Fayetteville, Ark.	W	5-4
3/28/04	Fayetteville, Ark.	L	2-10
5/29/04	Hoover, Ala.!	L	2-3
3/18/05	Columbia, S.C.	W	9-1
3/19/05	Columbia, S.C.	L	3-12
3/20/05	Columbia, S.C.	W	5-3
5/24/07	Hoover, Ala.!	W	6-0
5/26/07	Hoover, Ala.!	W	3-2
5/9/08	Fayetteville, Ark.	W	12-11
5/10/08	Fayetteville, Ark.	W	6-3
5/11/08	Fayetteville, Ark.	W	4-2
4/3/09	Columbia, S.C.	W	6-4
4/4/09	Columbia, S.C.	L	1-9
4/5/09	Columbia, S.C.	W	7-4
5/14/10	Fayetteville, Ark.	L	2-3
5/15/10	Fayetteville, Ark.	L	0-5
5/16/10	Fayetteville, Ark.	L	3-5
5/13/11	Columbia, S.C.	W	6-2
5/14/11	Columbia, S.C.	L	5-6
5/15/11	Columbia, S.C.	L	1-7
5/4/12	Fayetteville, Ark.	L	6-8 (10)
5/5/12	Fayetteville, Ark.	W	7-6
5/6/12	Fayetteville, Ark.	L	7-10
6/18/12	Omaha, Neb.+	W	2-1
6/21/12	Omaha, Neb.+	L	0-2
6/22/12	Omaha, Neb.+	L	2-3
3/22/13	Columbia, S.C.	W	15-3
3/23/13	Columbia, S.C.	W	4-2
3/24/13	Columbia, S.C.	W	5-3 (11)
4/4/14	Fayetteville, Ark.	L	1-2
4/4/14	Fayetteville, Ark.	W	4-1
4/5/14	Fayetteville, Ark.	W	7-0
3/18/16	Columbia, S.C.	L	6-10
3/19/16	Columbia, S.C.	L	2-6
3/20/16	Columbia, S.C.	L	6-8

SOUTH DAKOTA

Overall Series Record: 6-0
Record in Fayetteville, Ala.: 6-0

DATE	SITE	W/L	SCORE
4/13/79	Fayetteville, Ark.	W	4-0
4/13/79	Fayetteville, Ark.	W	7-0
4/14/79	Fayetteville, Ark.	W	7-1
4/14/79	Fayetteville, Ark.	W	8-1
3/9/82	Fayetteville, Ark.	W	12-4
3/9/82	Fayetteville, Ark.	W	10-0

SOUTH DAKOTA STATE

Overall Series Record: 3-1
Record in Fayetteville, Ark.: 3-1

DATE	SITE	W/L	SCORE
3/5/08	Fayetteville, Ark.	W	13-1
3/5/08	Fayetteville, Ark.	W	20-4
3/9/10	Fayetteville, Ark.	L	2-3
3/10/10	Fayetteville, Ark.	W	21-2

SOUTHEAST MISSOURI STATE

Overall Series Record: 6-5
Record in Fayetteville, Ark.: 6-5

DATE	SITE	W/L	SCORE
4/12/95	Fayetteville, Ark.	W	10-6
3/26/96	Fayetteville, Ark.	W	8-3
2/11/00	Fayetteville, Ark.	W	4-3
2/12/00	Fayetteville, Ark.	W	3-1
2/13/00	Fayetteville, Ark.	L	7-8
5/14/02	Fayetteville, Ark.	L	1-5
5/15/02	Fayetteville, Ark.	L	4-5
5/3/11	Fayetteville, Ark.	W	10-0
5/4/11	Fayetteville, Ark.	L	5-6
3/17/15	Fayetteville, Ark.	W	4-3
3/18/15	Fayetteville, Ark.	L	11-12

SOUTHEAST OKLAHOMA STATE

Overall Series Record: 6-0
Record in Fayetteville, Ark.: 6-0

DATE	SITE	W/L	SCORE
3/5/85	Fayetteville, Ark.	W	15-6
4/28/87	Fayetteville, Ark.	W	14-10
4/25/88	Fayetteville, Ark.	W	10-5
4/26/88	Fayetteville, Ark.	W	15-13
4/9/89	Fayetteville, Ark.	W	11-1
3/4/94	Fayetteville, Ark.	W	13-6

SOUTHERN CALIFORNIA

Overall Series Record: 0-1
Record at Neutral Sites: 0-1

DATE	SITE	W/L	SCORE
5/24/96	Lubbock, Texas+	L	5-15

SOUTHERN ILLINOIS

Overall Series Record: 3-6
Record in Fayetteville, Ark.: 3-6

DATE	SITE	W/L	SCORE
5/5/66	Fayetteville, Ark.	L	0-7
3/4/79	Fayetteville, Ark.	L	2-3
3/4/79	Fayetteville, Ark.	L	5-18
3/9/80	Fayetteville, Ark.	W	6-5
3/9/80	Fayetteville, Ark.	L	4-8
3/2/82	Fayetteville, Ark.	L	0-3
3/2/82	Fayetteville, Ark.	W	2-1
3/1/83	Fayetteville, Ark.	L	3-7
3/1/83	Fayetteville, Ark.	W	6-2

SOUTHERN MISS

Overall Series Record: 4-8
Record in Fayetteville, Ark.: 2-1
Record in Hattiesburg, Miss.: 2-7

DATE	SITE	W/L	SCORE
4/12/63	Hattiesburg, Miss.	L	4-5
4/13/63	Hattiesburg, Miss.	L	0-4
4/16/65	Hattiesburg, Miss.	L	1-4
4/17/65	Hattiesburg, Miss.	L	9-15
4/13/66	Hattiesburg, Miss.	L	0-13
4/14/66	Hattiesburg, Miss.	L	0-19
3/11/94	Fayetteville, Ark.	W	4-2
3/12/94	Fayetteville, Ark.	W	16-9
3/13/94	Fayetteville, Ark.	L	8-9 (10)
3/10/95	Hattiesburg, Miss.	W	10-1
3/11/95	Hattiesburg, Miss.	L	3-4 (12)
3/12/95	Hattiesburg, Miss.	W	8-2

SOUTHWEST BAPTIST

Overall Series Record: 18-0
Record in Fayetteville, Ark.: 18-0

DATE	SITE	W/L	SCORE
3/13/76	Fayetteville, Ark.	W	9-1
3/13/76	Fayetteville, Ark.	W	6-1
3/5/79	Fayetteville, Ark.	W	5-0
3/5/79	Fayetteville, Ark.	W	9-2
3/12/80	Fayetteville, Ark.	W	10-3
3/12/80	Fayetteville, Ark.	W	11-1
3/17/81	Fayetteville, Ark.	W	20-9
3/17/81	Fayetteville, Ark.	W	8-3
2/26/83	Fayetteville, Ark.	W	10-1
2/26/83	Fayetteville, Ark.	W	8-2
3/21/84	Fayetteville, Ark.	W	21-0
3/21/84	Fayetteville, Ark.	W	33-4
4/18/88	Fayetteville, Ark.	W	16-3
3/21/89	Fayetteville, Ark.	W	12-1
2/22/93	Fayetteville, Ark.	W	21-5
2/22/94	Fayetteville, Ark.	W	15-6
2/21/95	Fayetteville, Ark.	W	10-1
2/23/98	Fayetteville, Ark.	W	20-2

SOUTHWESTERN (OKLA.) STATE

Overall Series Record: 1-3
Record in Fayetteville, Ark.: 1-3

DATE	SITE	W/L	SCORE
4/6/72	Fayetteville, Ark.	L	2-6
4/8/75	Fayetteville, Ark.	L	7-8
4/8/75	Fayetteville, Ark.	L	4-7
3/1/77	Fayetteville, Ark.	W	2-0

STANFORD

Overall Series Record: 1-3
Record in Palo Alto, Calif.: 0-1
Record at Neutral Sites: 1-2

DATE	SITE	W/L	SCORE
6/6/85	Omaha, Neb.+	W	10-4
5/24/86	Stillwater, Okla.+	L	0-1
5/27/95	Wichita, Kan.+	L	3-10
5/31/08	Palo Alto, Calif.+	L	1-5

ST. CLOUD STATE

Overall Series Record: 2-0-1
Record in Fayetteville, Ark.: 2-0-1

DATE	SITE	W/L	SCORE
1971	Fayetteville, Ark.	W	8-7
3/20/72	Fayetteville, Ark.	W	9-6
3/19/73	Fayetteville, Ark.	T	17-17

ST. EDWARDS

Overall Series Record: 1-1
Record in Austin, Texas: 0-1
Record at Neutral Sites: 1-0

DATE	SITE	W/L	SCORE
3/31/67	San Antonio, Texas	W	8-6
1970	Austin, Texas	L	7-8

STEPHEN F. AUSTIN

Overall Series Record: 7-0
Record in Fayetteville, Ark.: 6-0
Record at Neutral Sites: 1-0

DATE	SITE	W/L	SCORE
3/13/89	Fayetteville, Ark.	W	9-1
2/18/06	Edinburg, Texas	W	15-7
4/17/12	Fayetteville, Ark.	W	8-3
4/17/12	Fayetteville, Ark.	W	4-3
4/15/14	Fayetteville, Ark.	W	7-2
4/14/15	Fayetteville, Ark.	W	8-2
4/15/15	Fayetteville, Ark.	W	15-3

ST. JOHN'S

Overall Series Record: 4-0
Record in Fayetteville, Ark.: 3-0
Record at Neutral Sites: 1-0

DATE	SITE	W/L	SCORE
2/20/04	Fayetteville, Ark.	W	14-7
2/21/04	Fayetteville, Ark.	W	6-5
2/22/04	Fayetteville, Ark.	W	14-3
5/31/15	Stillwater, Okla.+	W	4-3

ST. MARY'S (TEXAS)

Overall Series Record: 2-2
Record in San Antonio, Texas: 2-2

DATE	SITE	W/L	SCORE
3/25/68	San Antonio, Texas	W	3-2
1970	San Antonio, Texas	W	8-1
3/26/70	San Antonio, Texas	L	0-1
3/29/71	San Antonio, Texas	L	2-4

ST. OLAF

Overall Series Record: 2-0
Record in Fayetteville, Texas: 2-0

DATE	SITE	W/L	SCORE
3/27/73	Fayetteville, Ark.	W	4-0
3/27/89	Fayetteville, Ark.	W	11-3

TCU

Overall Series Record: 45-19
Record in Fayetteville, Ark.: 25-2
Record in Fort Worth, Texas: 19-17
Record at Neutral Sites: 1-0

DATE	SITE	W/L	SCORE
4/3/61	Fort Worth, Texas	W	7-4
3/22/66	Fort Worth, Texas	L	3-9
4/21/69	Fort Worth, Texas	L	13-14
4/12/74	Fort Worth, Texas	L	2-8
4/13/74	Fort Worth, Texas	L	5-6
4/13/74	Fort Worth, Texas	L	3-5
4/11/75	Fort Worth, Texas	L	8-9
4/12/75	Fort Worth, Texas	L	1-13
4/12/75	Fort Worth, Texas	L	2-4
4/21/76	Fayetteville, Ark.	W	7-5
4/3/76	Fayetteville, Ark.	L	5-6
4/3/76	Fayetteville, Ark.	W	7-6
4/1/77	Fort Worth, Texas	L	2-5
4/2/77	Fort Worth, Texas	W	3-0
4/2/77	Fort Worth, Texas	W	6-5
3/24/78	Fayetteville, Ark.	W	6-3
3/25/78	Fayetteville, Ark.	W	4-3
3/25/78	Fayetteville, Ark.	W	7-2
3/23/79	Fort Worth, Texas	W	7-1
3/24/79	Fort Worth, Texas	W	10-1
3/24/79	Fort Worth, Texas	W	9-4
4/25/80	Fayetteville, Ark.	W	5-1
4/26/80	Fayetteville, Ark.	W	3-2
4/26/80	Fayetteville, Ark.	W	18-17
3/13/81	Fort Worth, Texas	W	4-1
3/14/81	Fort Worth, Texas	L	5-6
3/14/81	Fort Worth, Texas	L	5-6
3/13/82	Fayetteville, Ark.	W	3-1
3/13/82	Fayetteville, Ark.	W	2-1
3/13/82	Fayetteville, Ark.	W	8-4
4/23/83	Fort Worth, Texas	W	4-3
4/23/83	Fort Worth, Texas	W	10-5
4/24/83	Fort Worth, Texas	W	9-3
4/28/84	Fayetteville, Ark.	W	6-5
4/28/84	Fayetteville, Ark.	W	8-5
4/29/84	Fayetteville, Ark.	W	6-5 (10)
4/19/85	Fort Worth, Texas	W	19-7
4/20/85	Fort Worth, Texas	L	3-4
4/20/85	Fort Worth, Texas	W	12-6
4/18/86	Fayetteville, Ark.	W	13-3
4/20/86	Fayetteville, Ark.	W	7-6
4/20/86	Fayetteville, Ark.	W	6-5 (10)
4/10/87	Fort Worth, Texas	W	9-7
4/11/87	Fort Worth, Texas	L	6-7
4/11/87	Fort Worth, Texas	W	13-7
4/15/88	Fayetteville, Ark.	W	3-2
4/16/88	Fayetteville, Ark.	L	1-3
4/16/88	Fayetteville, Ark.	W	3-2
4/7/89	Fort Worth, Texas	W	5-4
4/8/89	Fort Worth, Texas	W	8-6
4/8/89	Fort Worth, Texas	W	11-3
4/6/90	Fayetteville, Ark.	W	10-3
4/7/90	Fayetteville, Ark.	W	4-3
4/7/90	Fayetteville, Ark.	W	7-3
4/12/91	Fort Worth, Texas	L	1-4
4/13/91	Fort Worth, Texas	W	12-2
4/14/91	Fort Worth, Texas	W	12-6
2/11/94	Fort Worth, Texas	L	3-7
2/12/94	Fort Worth, Texas	L	4-21
2/13/94	Fort Worth, Texas	L	4-6 (13)
3/4/95	Fayetteville, Ark.	W	9-7
3/5/95	Fayetteville, Ark.	W	8-4
3/5/95	Fayetteville, Ark.	W	3-2
2/17/06	Edinburg, Texas	W	5-2

TENNESSEE

Overall Series Record: 32-26
Record in Fayetteville, Ark.: 16-10
Record in Knoxville, Tenn.: 13-15
Record at Neutral Sites: 3-1

DATE	SITE	W/L	SCORE
3/14/92	Seattle, Wash.	W	1-0
3/25/94	Fayetteville, Ark.	L	4-8
3/26/94	Fayetteville, Ark.	L	11-12 (10)
3/27/94	Fayetteville, Ark.	W	17-11
3/24/95	Knoxville, Tenn.	L	0-7
3/25/95	Knoxville, Tenn.	L	4-5 (12)
3/26/95	Knoxville, Tenn.	L	4-5
3/9/96	Fayetteville, Ark.	L	3-9
3/9/96	Fayetteville, Ark.	L	3-4
3/10/96	Fayetteville, Ark.	W	15-3
3/7/97	Knoxville, Tenn.	L	3-5
3/8/97	Knoxville, Tenn.	L	10-13
3/9/97	Knoxville, Tenn.	L	12-13
4/17/98	Knoxville, Tenn.	W	11-8
3/26/99	Fayetteville, Ark.	W	10-6
3/27/99	Fayetteville, Ark.	W	7-3
3/28/99	Fayetteville, Ark.	W	13-12
3/10/00	Knoxville, Tenn.	W	10-5
3/11/00	Knoxville, Tenn.	W	14-5
3/12/00	Knoxville, Tenn.	L	0-14
4/20/01	Knoxville, Tenn.	L	7-8
4/21/01	Knoxville, Tenn.	L	3-6
4/22/01	Knoxville, Tenn.	W	14-1
4/19/02	Fayetteville, Ark.	L	9-14
4/20/02	Fayetteville, Ark.	W	7-6 (12)
4/21/02	Fayetteville, Ark.	W	9-2
5/9/03	Knoxville, Tenn.	L	0-1 (12)
5/10/03	Knoxville, Tenn.	L	1-8
5/11/03	Knoxville, Tenn.	L	3-4 (11)
4/30/04	Fayetteville, Ark.	L	3-9
5/1/04	Fayetteville, Ark.	W	4-1
5/2/04	Fayetteville, Ark.	W	5-3
5/26/04	Hoover, Ala.!	L	6-8
5/28/04	Hoover, Ala.!	W	4-1
4/15/05	Knoxville, Tenn.	W	4-1
4/16/05	Knoxville, Tenn.	L	2-8
4/17/05	Knoxville, Tenn.	L	3-4
3/31/06	Fayetteville, Ark.	W	6-1
4/1/06	Fayetteville, Ark.	L	6-11
4/2/06	Fayetteville, Ark.	W	13-11
3/30/07	Knoxville, Tenn.	W	6-2
3/31/07	Knoxville, Tenn.	W	4-3
4/1/07	Knoxville, Tenn.	W	11-7
4/18/08	Fayetteville, Ark.	W	5-4
4/19/08	Fayetteville, Ark.	W	5-4 (10)
4/20/08	Fayetteville, Ark.	L	6-7 (10)
4/24/09	Knoxville, Tenn.	W	9-3
4/25/09	Knoxville, Tenn.	L	4-5
4/26/09	Knoxville, Tenn.	W	15-8
5/17/12	Knoxville, Tenn.	W	8-0
5/18/12	Knoxville, Tenn.	W	10-3
5/19/12	Knoxville, Tenn.	W	8-2
5/10/13	Fayetteville, Ark.	L	3-8
5/11/13	Fayetteville, Ark.	W	11-1
5/12/13	Fayetteville, Ark.	W	10-2
5/8/15	Fayetteville, Ark.	L	4-5
5/10/15	Fayetteville, Ark.	W	5-2
5/19/15	Hoover, Ala.!	W	2-1

TEXAS

Overall Series Record: 28-54
Record in Fayetteville, Ark.: 12-15
Record in Austin, Texas: 13-28
Record at Neutral Sites: 3-11

DATE	SITE	W/L	SCORE
3/29/74	Fayetteville, Ark.	L	4-19
3/30/74	Fayetteville, Ark.	L	2-3
3/30/74	Fayetteville, Ark.	W	8-5
3/29/75	Austin, Texas	L	1-6
3/29/75	Austin, Texas	L	1-5
3/29/75	Austin, Texas	L	2-3
4/23/76	Austin, Texas	L	1-10
4/24/76	Austin, Texas	L	3-6
4/24/76	Austin, Texas	W	5-2
4/22/77	Fayetteville, Ark.	L	1-5
4/23/77	Fayetteville, Ark.	L	1-7
4/23/77	Fayetteville, Ark.	W	1-0
5/14/77	Austin, Texas!	L	1-8
3/3/78	Austin, Texas	W	5-4
3/4/78	Austin, Texas	W	2-1
3/4/78	Austin, Texas	L	3-8
3/2/79	Fayetteville, Ark.	W	2-0

Series History

3/3/79	Fayetteville, Ark.	L	2-3
3/3/79	Fayetteville, Ark.	L	0-1
5/13/79	Austin, Texas!	L	2-6
5/14/79	Austin, Texas!	L	6-12
6/5/79	Omaha, Neb.+	W	9-4
4/4/80	Austin, Texas	W	2-1
4/5/80	Austin, Texas	L	3-15
4/5/80	Austin, Texas	W	8-6
5/8/80	College Station, Texas!	L	4-6
5/9/80	College Station, Texas!	W	8-7
5/10/80	College Station, Texas!	L	4-9
4/3/81	Fayetteville, Ark.	W	7-0
4/4/81	Fayetteville, Ark.	L	4-5
4/4/81	Fayetteville, Ark.	L	6-8
5/18/81	Austin, Texas!	L	1-11
4/2/82	Austin, Texas	W	8-1
4/3/82	Austin, Texas	L	5-11
4/3/82	Austin, Texas	L	2-5
5/15/82	College Station, Texas!	L	0-8
3/27/83	Little Rock, Ark.	L	4-9
3/27/83	Little Rock, Ark.	L	1-6
3/27/83	Little Rock, Ark.	L	9-11
5/14/83	Austin, Texas!	L	2-9
5/15/83	Austin, Texas!	W	5-4
5/16/83	Austin, Texas!	L	0-14
3/30/84	Austin, Texas	L	2-5
3/31/84	Austin, Texas	L	5-7
3/31/84	Austin, Texas	W	13-4
5/11/84	Austin, Texas!	L	1-8
3/22/85	Fayetteville, Ark.	W	5-4
3/23/85	Fayetteville, Ark.	W	2-1
3/23/85	Fayetteville, Ark.	L	3-13
5/18/85	Fayetteville, Ark.!	W	9-5
5/19/85	Fayetteville, Ark.!	W	10-6
6/8/85	Omaha, Neb.+	L	7-8
3/21/86	Austin, Texas	L	0-8
3/22/86	Austin, Texas	W	3-0
3/22/86	Austin, Texas	L	3-12
5/1/87	Fayetteville, Ark.	L	5-9
5/2/87	Fayetteville, Ark.	W	9-3
5/2/87	Fayetteville, Ark.	L	1-4
5/17/87	Austin, Texas!	L	3-10
5/18/87	Austin, Texas!	L	2-3
5/30/87	Omaha, Neb.+	L	6-13
5/7/88	Austin, Texas	W	5-0
5/8/88	Austin, Texas	L	1-8
5/8/88	Austin, Texas	L	2-15
5/20/88	Fayetteville, Ark.!	L	1-7
4/28/89	Fayetteville, Ark.	L	4-5
4/29/89	Fayetteville, Ark.	W	8-4
4/29/89	Fayetteville, Ark.	W	14-7
5/18/89	College Station, Texas!	L	3-8
5/20/89	College Station, Texas!	L	1-9
4/27/90	Austin, Texas	W	13-11
4/28/90	Austin, Texas	L	3-4
4/28/90	Austin, Texas	W	6-5
5/18/90	Austin, Texas!	L	4-11
5/3/91	Fayetteville, Ark.	L	2-4
5/4/91	Fayetteville, Ark.	L	2-3
5/4/91	Fayetteville, Ark.	W	4-2
6/18/04	Omaha, Neb.+	L	2-13
6/4/05	Austin, Texas+	W	9-2
6/5/05	Austin, Texas+	L	8-19
6/6/05	Austin, Texas+	L	2-5
3/4/12	Houston, Texas	W	7-3

TEXAS A&M

Overall Series Record: 37-40
Record in Fayetteville, Ark.: 16-20
Record in College Station, Texas: 18-18
Record at Neutral Sites: 3-2

DATE	SITE	W/L	SCORE
3/22/74	College Station, Texas	L	2-5
3/23/74	College Station, Texas	L	1-15
3/23/74	College Station, Texas	L	0-15
3/21/75	Fayetteville, Ark.	W	4-1
3/22/75	Fayetteville, Ark.	L	2-3
3/22/75	Fayetteville, Ark.	L	0-5
4/30/76	Fayetteville, Ark.	L	6-7
5/1/76	Fayetteville, Ark.	L	1-3
5/1/76	Fayetteville, Ark.	L	5-7
2/25/77	College Station, Texas	L	0-6
2/26/77	College Station, Texas	L	3-4
2/26/77	College Station, Texas	L	0-4
5/13/77	Austin, Texas!	L	2-5
4/28/78	Fayetteville, Ark.	L	1-6
4/29/78	Fayetteville, Ark.	L	0-5
4/29/78	Fayetteville, Ark.	W	6-5
5/13/78	Austin, Texas!	L	0-5

4/27/79	College Station, Texas	L	0-6
4/28/79	College Station, Texas	W	2-0 (11)
4/28/79	College Station, Texas	W	9-1
5/14/79	Austin, Texas!	W	6-2
3/28/80	Fayetteville, Ark.	W	4-2
3/28/80	Fayetteville, Ark.	L	5-8
5/7/80	College Station, Texas!	W	19-10
4/10/81	College Station, Texas	W	4-0
4/11/81	College Station, Texas	L	2-9
4/11/81	College Station, Texas	W	19-6
4/9/82	Fayetteville, Ark.	W	6-5
4/10/82	Fayetteville, Ark.	L	2-5
4/10/82	Fayetteville, Ark.	W	16-9
4/1/83	College Station, Texas	W	10-8
4/2/83	College Station, Texas	W	3-0
4/2/83	College Station, Texas	W	10-9
4/6/84	Fayetteville, Ark.	L	8-10
4/7/84	Fayetteville, Ark.	W	1-0
4/7/84	Fayetteville, Ark.	W	4-0
3/29/85	College Station, Texas	L	2-6
3/31/85	College Station, Texas	W	6-4
3/31/85	College Station, Texas	W	15-4
3/28/86	Fayetteville, Ark.	L	0-6
3/29/86	Fayetteville, Ark.	W	10-0
3/29/86	Fayetteville, Ark.	L	2-5
5/16/86	College Station, Texas!	L	0-4
3/20/87	College Station, Texas	W	17-10
3/21/87	College Station, Texas	W	8-2
3/21/87	College Station, Texas	W	7-3
5/15/87	Austin, Texas!	W	4-3
3/25/88	Fayetteville, Ark.	W	5-0
3/26/88	Fayetteville, Ark.	L	1-6
3/26/88	Fayetteville, Ark.	L	6-8
5/19/88	Fayetteville, Ark.!	L	3-4
5/5/89	College Station, Texas	W	11-9 (16)
5/6/89	College Station, Texas	L	2-3
5/7/89	College Station, Texas	L	0-9
5/5/90	Fayetteville, Ark.	L	3-4
5/5/90	Fayetteville, Ark.	W	6-2
5/6/90	Fayetteville, Ark.	W	13-4
3/22/91	College Station, Texas	L	3-9
3/23/91	College Station, Texas	L	0-2
3/23/91	College Station, Texas	W	7-4
2/27/04	College Station, Texas	L	5-7
2/28/04	College Station, Texas	W	6-4
2/29/04	College Station, Texas	L	7-9
3/1/08	College Station, Texas	L	7-15
4/19/13	Fayetteville, Ark.	L	3-5
4/20/13	Fayetteville, Ark.	W	12-2
4/21/13	Fayetteville, Ark.	W	2-1
5/9/14	Fayetteville, Ark.	W	3-2
5/10/14	Fayetteville, Ark.	W	7-3
5/11/14	Fayetteville, Ark.	L	5-6 (10)
5/20/14	Hoover, Ala.!	W	4-0
4/18/15	College Station, Texas	L	6-13
4/18/15	College Station, Texas	W	9-8
4/19/15	College Station, Texas	W	8-2
4/30/16	Fayetteville, Ark.	W	9-5
4/30/16	Fayetteville, Ark.	L	8-11 (11)
5/1/16	Fayetteville, Ark.	L	2-6

TEXAS-ARLINGTON

Overall Series Record: 7-1
Record in Arlington, Texas: 4-1
Record at Neutral Sites: 3-0

DATE	SITE	W/L	SCORE
2/16/97	Arlington, Texas	W	11-1
2/19/00	Arlington, Texas	L	5-8
2/17/02	Arlington, Texas	W	7-1
2/13/05	Arlington, Texas	W	2-1
2/13/05	Arlington, Texas	W	4-1 (12)
3/1/06	Honolulu, Hawaii	W	12-4
3/3/06	Honolulu, Hawaii	W	5-3
3/4/06	Honolulu, Hawaii	W	7-1

TEXAS LUTHERAN

Overall Series Record: 1-2
Record in Seguin, Texas: 1-1
Record at Neutral Sites: 0-1

DATE	SITE	W/L	SCORE
3/27/67	San Antonio, Texas	L	1-2
3/25/70	Seguin, Texas	L	5-11
3/31/71	Seguin, Texas	W	6-1

TEXAS-PAN AMERICAN

Overall Series Record: 5-15
Record in Fayetteville, Ark.: 1-0
Record in Edinburg, Texas: 4-11
Record at Neutral Sites: 0-4

DATE	SITE	W/L	SCORE
3/28/67	San Antonio, Texas	L	0-4
3/29/67	San Antonio, Texas	L	4-10
3/29/67	San Antonio, Texas	L	1-2
3/28/68	Edinburg, Texas	L	2-7
3/29/68	Edinburg, Texas	L	5-10
3/23/70	Edinburg, Texas	L	6-8
3/28/70	Edinburg, Texas	W	4-3
4/1/71	Edinburg, Texas	L	0-10
4/1/71	Edinburg, Texas	L	0-5
5/28/73	Arlington, Texas+	L	2-4
2/15/80	Edinburg, Texas	W	9-3
2/15/80	Edinburg, Texas	L	0-2
2/16/80	Edinburg, Texas	L	1-3
2/16/80	Edinburg, Texas	L	0-5
2/17/80	Edinburg, Texas	W	4-2
2/17/80	Edinburg, Texas	L	2-3
3/6/04	Edinburg, Texas	L	1-4
3/7/04	Edinburg, Texas	L	4-11
5/11/04	Fayetteville, Ark.	W	13-2
2/19/06	Edinburg, Texas	W	13-2

TEXAS-SAN ANTONIO

Overall Series Record: 10-3
Record in Fayetteville, Ark.: 4-1
Record in San Antonio, Texas: 6-2

DATE	SITE	W/L	SCORE
2/10/96	San Antonio, Texas	W	9-6
2/10/96	San Antonio, Texas	W	10-7
2/11/96	San Antonio, Texas	W	18-1
2/22/97	Fayetteville, Ark.	W	8-4
2/22/97	Fayetteville, Ark.	W	13-5
2/23/97	Fayetteville, Ark.	L	2-7
2/14/98	San Antonio, Texas	W	4-1
2/15/98	San Antonio, Texas	W	10-5
2/19/99	Fayetteville, Ark.	W	12-2
2/21/99	Fayetteville, Ark.	W	5-3
2/9/01	San Antonio, Texas	L	6-7
2/10/01	San Antonio, Texas	L	2-4
2/11/01	San Antonio, Texas	W	4-1

TEXAS STATE

Overall Series Record: 1-0
Record in Fayetteville, Ark.: 1-0

DATE	SITE	W/L	SCORE
4/6/11	Fayetteville, Ark.	W	6-5

TEXAS TECH

Overall Series Record: 44-14
Record in Fayetteville, Ark.: 21-6
Record in Lubbock, Texas: 20-7
Record at Neutral Sites: 3-1

DATE	SITE	W/L	SCORE
4/19/74	Fayetteville, Ark.	W	9-3
4/20/74	Fayetteville, Ark.	W	15-6
4/20/74	Fayetteville, Ark.	W	7-6
4/18/75	Lubbock, Texas	W	6-4
4/19/75	Lubbock, Texas	L	5-14
4/19/75	Lubbock, Texas	L	11-13
3/19/76	Fayetteville, Ark.	W	5-4
3/20/76	Fayetteville, Ark.	W	4-3
3/20/76	Fayetteville, Ark.	W	10-2
3/18/77	Lubbock, Texas	W	13-10
3/19/77	Lubbock, Texas	L	4-7
3/19/77	Lubbock, Texas	W	14-7
4/7/78	Fayetteville, Ark.	W	6-1
4/8/78	Fayetteville, Ark.	W	13-2
4/8/78	Fayetteville, Ark.	W	2-1
4/6/79	Lubbock, Texas	L	8-9
4/7/79	Lubbock, Texas	W	6-2
4/7/79	Lubbock, Texas	W	12-9
3/7/80	Fayetteville, Ark.	W	2-1
3/8/80	Fayetteville, Ark.	L	3-5
3/8/80	Fayetteville, Ark.	W	9-2
5/9/80	College Station, Texas!	W	6-5
4/24/81	Lubbock, Texas	W	13-4
4/25/81	Lubbock, Texas	W	8-5
4/25/81	Lubbock, Texas	L	5-7
4/23/82	Fayetteville, Ark.	W	7-6
4/24/82	Fayetteville, Ark.	L	3-4
4/24/82	Fayetteville, Ark.	L	8-11
4/16/83	Lubbock, Texas	W	7-1

4/16/83	Lubbock, Texas	W	8-7
4/17/83	Lubbock, Texas	L	9-10
4/20/84	Fayetteville, Ark.	L	6-8
4/21/84	Fayetteville, Ark.	L	8-9
4/21/84	Fayetteville, Ark.	W	9-7
4/12/85	Lubbock, Texas	W	14-4
4/13/85	Lubbock, Texas	W	14-11
4/13/85	Lubbock, Texas	W	22-5
4/11/86	Fayetteville, Ark.	W	20-3
4/12/86	Fayetteville, Ark.	W	9-4
4/12/86	Fayetteville, Ark.	W	8-3
4/3/87	Lubbock, Texas	W	2-0
4/4/87	Lubbock, Texas	W	8-6
4/4/87	Lubbock, Texas	W	9-0
4/8/88	Fayetteville, Ark.	W	7-6 (10)
4/9/88	Fayetteville, Ark.	L	8-11
4/9/88	Fayetteville, Ark.	W	5-4
3/31/89	Lubbock, Texas	W	12-0
4/1/89	Lubbock, Texas	W	3-2
4/1/89	Lubbock, Texas	W	6-5
3/30/90	Fayetteville, Ark.	W	6-5
3/31/90	Fayetteville, Ark.	W	7-6
3/31/90	Fayetteville, Ark.	W	12-4
4/5/91	Lubbock, Texas	L	1-4
4/6/91	Lubbock, Texas	W	18-10
4/6/91	Lubbock, Texas	W	6-2
5/28/95	Wichita, Kan.+	L	10-14
3/2/12	Houston, Texas	W	3-1
2/28/16	Houston, Texas	W	10-6

TEXAS WESLEYAN

Overall Series Record: 6-1
Record in Fayetteville, Ark.: 6-1

DATE	SITE	W/L	SCORE
2/18/83	Fayetteville, Ark.	W	8-7
2/19/83	Fayetteville, Ark.	L	0-2
2/19/83	Fayetteville, Ark.	W	11-5
2/17/84	Fayetteville, Ark.	W	6-2
2/18/84	Fayetteville, Ark.	W	9-8
2/18/84	Fayetteville, Ark.	W	13-5
3/23/88	Fayetteville, Ark.	W	13-5

TRINITY

Overall Series Record: 2-2
Record in San Antonio, Texas: 2-1
Record at Neutral Sites: 0-1

DATE	SITE	W/L	SCORE
4/1/67	San Antonio, Texas	W	11-9
3/30/68	San Antonio, Texas	L	7-19
3/29/71	San Antonio, Texas	W	3-2
5/27/73	Arlington, Texas+	L	0-6

TROY

Overall Series Record: 5-1
Record in Fayetteville, Ark.: 3-0
Record in Troy, Ala.: 2-1

DATE	SITE	W/L	SCORE
2/9/07	Troy, Ala.	W	13-1
2/10/07	Troy, Ala.	L	8-13
2/11/07	Troy, Ala.	W	16-2
2/26/10	Fayetteville, Ark.	W	10-1
2/27/10	Fayetteville, Ark.	W	10-8
2/28/10	Fayetteville, Ark.	W	7-6

TRUMAN STATE

Overall Series Record: 2-0
Record in Fayetteville, Ark.: 1-0
Record at Neutral Sites: 1-0

DATE	SITE	W/L	SCORE
1970	San Antonio, Texas	W	10-5
3/4/85	Fayetteville, Ark.	W	18-8

TULANE

Overall Series Record: 2-1
Record in New Orleans, La.: 1-1
Record at Neutral Sites: 1-0

DATE	SITE	W/L	SCORE
2/24/86	New Orleans, La.	L	0-3
2/27/98	New Orleans, La.	W	9-0
3/8/14	Berkeley, Calif.	W	4-0

TULSA

Overall Series Record: 20-21
Record in Fayetteville, Ark.: 13-7
Record in Tulsa, Okla.: 7-14

DATE	SITE	W/L	SCORE
3/28/61	Tulsa, Okla.	W	9-6
3/28/61	Tulsa, Okla.	L	2-8
4/25/61	Fayetteville, Ark.	W	12-2
4/25/61	Fayetteville, Ark.	W	12-3
4/23/63	Fayetteville, Ark.	W	3-1
4/23/63	Fayetteville, Ark.	W	9-4
4/10/64	Fayetteville, Ark.	W	9-4
4/10/64	Fayetteville, Ark.	L	4-6
4/24/64	Tulsa, Okla.	W	18-9
4/24/64	Tulsa, Okla.	W	16-5
4/27/65	Tulsa, Okla.	L	4-5
4/27/65	Tulsa, Okla.	W	7-1
4/19/66	Tulsa, Okla.	L	6-12
4/19/66	Tulsa, Okla.	L	4-14
4/11/70	Tulsa, Okla.	L	7-8
3/3/71	Tulsa, Okla.	L	3-4
3/3/71	Tulsa, Okla.	L	2-18
1972	Fayetteville, Ark.	L	3-15
1972	Fayetteville, Ark.	L	3-4
3/30/72	Tulsa, Okla.	L	2-3
4/1/72	Tulsa, Okla.	L	0-3
4/2/72	Tulsa, Okla.	L	3-5
3/18/73	Tulsa, Okla.	L	0-10
4/24/73	Fayetteville, Ark.	W	2-0
4/24/73	Fayetteville, Ark.	L	2-7
3/15/76	Fayetteville, Ark.	W	1-0
3/15/76	Fayetteville, Ark.	W	1-0
3/15/77	Tulsa, Okla.	L	1-2
3/15/77	Tulsa, Okla.	L	4-6
4/19/77	Fayetteville, Ark.	L	3-6
4/19/77	Fayetteville, Ark.	L	1-6
2/25/78	Fayetteville, Ark.	W	9-4
2/25/78	Fayetteville, Ark.	L	0-10
4/25/78	Tulsa, Okla.	W	8-6
5/3/78	Tulsa, Okla.	L	2-3
3/6/79	Fayetteville, Ark.	W	4-1
3/6/79	Fayetteville, Ark.	W	8-1
2/23/80	Fayetteville, Ark.	W	10-0
2/23/80	Fayetteville, Ark.	W	12-0
4/15/80	Tulsa, Okla.	W	8-3
4/15/80	Tulsa, Okla.	W	17-6

UCF

Overall Series Record: 0-1
Record at Neutral Sites: 0-1

DATE	SITE	W/L	SCORE
2/20/15	Mobile, Ala.	L	5-9

UCLA

Overall Series Record: 0-2
Record in Fayetteville, Ark.: 0-2

DATE	SITE	W/L	SCORE
4/6/99	Fayetteville, Ark.	L	3-6
4/7/99	Fayetteville, Ark.	L	4-5

ULM

Overall Series Record: 8-7
Record in Fayetteville, Ark.: 2-1
Record in Monroe, La.: 5-5
Record at Neutral Sites: 1-1

DATE	SITE	W/L	SCORE
1960	Monroe, La.	W	11-8
4/20/62	Monroe, La.	L	2-3
4/21/62	Monroe, La.	W	5-4
4/23/62	Monroe, La.	W	10-7
4/23/62	Monroe, La.	W	6-1
4/1/64	Monroe, La.	L	0-1
4/2/64	Monroe, La.	L	5-7
4/20/65	Monroe, La.	L	10-11
4/20/65	Monroe, La.	L	1-2
2/9/97	Fayetteville, Ark.	W	10-6
2/13/99	Lafayette, La.	L	6-8
3/17/99	Monroe, La.	W	10-8
4/14/09	Fayetteville, Ark.	L	2-3
4/15/09	Fayetteville, Ark.	W	10-9 (10)
4/12/16	North Little Rock, Ark.	W	3-1

UNION

Overall Series Record: 1-3
Record in Fayetteville, Ark.: 1-1
Record in Jackson, Tenn.: 0-2

DATE	SITE	W/L	SCORE
5/15/71	Fayetteville, Ark.	W	5-2
5/15/71	Fayetteville, Ark.	L	2-6
4/22/72	Jackson, Tenn.	L	2-4
4/22/72	Jackson, Tenn.	L	2-6

UNLV

Overall Series Record: 1-4
Record in Fayetteville, Ark.: 1-1
Record in Las Vegas, Nev.: 0-3

DATE	SITE	W/L	SCORE
3/19/94	Las Vegas, Nev.	L	3-9
3/20/94	Las Vegas, Nev.	L	4-7 (11)
3/21/94	Las Vegas, Nev.	L	7-8
4/8/14	Fayetteville, Ark.	L	7-10
4/9/14	Fayetteville, Ark.	W	9-2

UPPER IOWA

Overall Series Record: 2-1
Record in Fayetteville, Ark.: 2-1

DATE	SITE	W/L	SCORE
4/5/69	Fayetteville, Ark.	L	5-12
4/5/69	Fayetteville, Ark.	W	7-4
4/5/69	Fayetteville, Ark.	W	4-1

UTAH

Overall Series Record: 3-0
Record in Fayetteville, Ark.: 3-0

DATE	SITE	W/L	SCORE
2/25/11	Fayetteville, Ark.	W	3-2
2/26/11	Fayetteville, Ark.	W	5-4
2/27/11	Fayetteville, Ark.	W	10-1

UT MARTIN

Overall Series Record: 1-0
Record in Fayetteville, Ark.: 1-0

DATE	SITE	W/L	SCORE
5/17/11	Fayetteville, Ark.	W	6-2

VALPARAISO

Overall Series Record: 3-1
Record in Fayetteville, Ark.: 3-1

DATE	SITE	W/L	SCORE
3/3/09	Fayetteville, Ark.	W	7-3
2/24/12	Fayetteville, Ark.	W	7-3
2/25/12	Fayetteville, Ark.	W	4-3
2/26/12	Fayetteville, Ark.	L	9-10 (10)

VANDERBILT

Overall Series Record: 29-26
Record in Fayetteville, Ark.: 16-10
Record in Nashville, Tenn.: 13-11
Record at Neutral Sites: 0-5

DATE	SITE	W/L	SCORE
5/8/70	Covington, Tenn.	L	6-9
4/1/94	Nashville, Tenn.	W	6-0
4/2/94	Nashville, Tenn.	W	12-7
4/3/94	Nashville, Tenn.	W	7-5
3/31/95	Fayetteville, Ark.	W	10-7
4/1/95	Fayetteville, Ark.	W	15-5
4/2/95	Fayetteville, Ark.	L	6-7 (10)
3/15/96	Fayetteville, Ark.	L	2-5
3/16/96	Fayetteville, Ark.	W	6-3
3/17/96	Fayetteville, Ark.	W	16-11
3/14/97	Nashville, Tenn.	W	13-4
3/15/97	Nashville, Tenn.	L	10-13 (12)
3/16/97	Nashville, Tenn.	W	18-5
3/13/98	Fayetteville, Ark.	W	5-3
3/14/98	Fayetteville, Ark.	W	10-4
3/15/98	Fayetteville, Ark.	L	4-9
4/16/99	Nashville, Tenn.	L	5-6
4/17/99	Nashville, Tenn.	W	5-2
4/18/99	Nashville, Tenn.	W	10-7
3/30/02	Nashville, Tenn.	L	3-4
4/11/03	Fayetteville, Ark.	L	4-6
4/12/03	Fayetteville, Ark.	W	17-7
4/13/03	Fayetteville, Ark.	W	8-5
4/16/04	Nashville, Tenn.	W	6-3
4/17/04	Nashville, Tenn.	W	9-4
4/18/04	Nashville, Tenn.	L	8-14

Series History

4/8/05	Fayetteville, Ark.	W	6-5
4/9/05	Fayetteville, Ark.	W	5-4 (10)
4/10/05	Fayetteville, Ark.	W	3-0
4/7/06	Nashville, Tenn.	L	1-7
4/8/06	Nashville, Tenn.	W	5-3
4/9/06	Nashville, Tenn.	W	4-3
3/23/07	Fayetteville, Ark.	W	8-7 (10)
3/24/07	Fayetteville, Ark.	L	3-6
3/25/07	Fayetteville, Ark.	W	8-3
5/27/07	Hoover, Ala.!	L	4-7
3/29/08	Nashville, Tenn.	L	5-6 (12)
3/30/08	Nashville, Tenn.	L	2-6
4/10/09	Fayetteville, Ark.	L	0-9
4/11/09	Fayetteville, Ark.	L	6-13
5/23/09	Hoover, Ala.!	L	1-11 (7)
5/20/10	Nashville, Tenn.	L	3-4
5/21/10	Nashville, Tenn.	W	4-3
5/22/10	Nashville, Tenn.	W	7-5
5/26/10	Hoover, Ala.!	L	0-2
3/25/11	Fayetteville, Ark.	W	2-1
3/26/11	Fayetteville, Ark.	L	1-4
3/27/11	Fayetteville, Ark.	L	1-2
5/28/11	Hoover, Ala.!	L	2-3
4/18/14	Fayetteville, Ark.	W	6-2
4/19/14	Fayetteville, Ark.	L	1-2
4/20/14	Fayetteville, Ark.	W	3-1
3/14/15	Nashville, Tenn.	L	7-8 (12)
3/14/15	Nashville, Tenn.	L	1-9
3/15/15	Nashville, Tenn.	L	0-1

VILLANOVA

Overall Series Record: 3-0
Record in Fayetteville, Ark.: 3-0

DATE	SITE	W/L	SCORE
2/17/12	Fayetteville, Ark.	W	11-5
2/18/12	Fayetteville, Ark.	W	13-1
2/19/12	Fayetteville, Ark.	W	17-1

VIRGINIA

Overall Series Record: 1-3
Record in Charlottesville, Va.: 0-2
Record at Neutral Sites: 1-1

DATE	SITE	W/L	SCORE
6/17/09	Omaha, Neb.+	W	4-3 (12)
5/31/14	Charlottesville, Va.+	L	0-3
6/1/14	Charlottesville, Va.+	L	2-9
6/13/15	Omaha, Neb.+	L	3-5

WASHINGTON

Overall Series Record: 0-1
Record at Neutral Sites: 0-1

DATE	SITE	W/L	SCORE
2/28/06	Honolulu, Hawaii	L	2-5

WASHINGTON STATE

Overall Series Record: 7-3
Record in Fayetteville, Ark.: 5-2
Record at Neutral Sites: 2-1

DATE	SITE	W/L	SCORE
3/15/87	Fayetteville, Ark.	L	5-11
3/13/92	Seattle, Wash.	L	4-8
2/18/00	Arlington, Texas	W	1-0
2/20/09	Fayetteville, Ark.	W	4-2
2/20/09	Fayetteville, Ark.	W	7-5 (10)
2/22/09	Fayetteville, Ark.	W	4-3
5/29/09	Norman, Okla.+	W	10-3
6/5/10	Fayetteville, Ark.+	W	6-4
6/6/10	Fayetteville, Ark.+	L	7-10
6/7/10	Fayetteville, Ark.+	W	7-2

WESTERN ILLINOIS

Overall Series Record: 9-1
Record in Fayetteville, Ark.: 9-1

DATE	SITE	W/L	SCORE
3/17/86	Fayetteville, Ark.	W	12-5
3/18/86	Fayetteville, Ark.	W	7-2
5/19/08	Fayetteville, Ark.	W	12-6
2/27/09	Fayetteville, Ark.	W	8-7 (10)
2/15/13	Fayetteville, Ark.	W	9-1
2/16/13	Fayetteville, Ark.	W	7-2
2/17/13	Fayetteville, Ark.	L	5-7
3/11/16	Fayetteville, Ark.	W	3-2 (10)
3/12/16	Fayetteville, Ark.	W	9-3
3/13/16	Fayetteville, Ark.	W	3-0

WESTERN KENTUCKY

Overall Series Record: 2-0
Record in Fayetteville, Ark.: 2-0

DATE	SITE	W/L	SCORE
3/14/87	Fayetteville, Ark.	W	8-3
3/15/87	Fayetteville, Ark.	W	5-2

WESTERN MICHIGAN

Overall Series Record: 7-2
Record in Fayetteville, Ark.: 2-0
Record at Neutral Sites: 5-2

DATE	SITE	W/L	SCORE
2/28/81	Lakeland, Fla.	W	25-5
3/7/81	Lakeland, Fla.	W	15-11
2/26/84	Lakeland, Fla.	L	10-15
3/1/84	Lakeland, Fla.	W	13-8
3/2/84	Lakeland, Fla.	W	9-4
3/2/89	Lakeland, Fla.	L	2-6
3/4/89	Lakeland, Fla.	W	15-0
3/4/03	Fayetteville, Ark.	W	6-2
3/5/03	Fayetteville, Ark.	W	4-3

WEST TEXAS STATE

Overall Series Record: 0-2
Record at Neutral Sites: 0-2

DATE	SITE	W/L	SCORE
3/28/72	Tulsa, Okla.	L	4-5
4/1/72	Tulsa, Okla.	L	3-4

WEST VIRGINIA

Overall Series Record: 1-0
Record at Neutral Sites: 1-0

DATE	SITE	W/L	SCORE
5/22/87	Huntsville, Ala.+	W	7-2

WICHITA STATE

Overall Series Record: 21-22
Record in Fayetteville, Ark.: 13-2
Record in Wichita, Kan.: 7-17
Record at Neutral Sites: 1-3

DATE	SITE	W/L	SCORE
1960	Fayetteville, Ark.	W	7-6
1960	Fayetteville, Ark.	W	9-5
4/17/61	Wichita, Kan.	L	2-7
4/18/61	Wichita, Kan.	L	4-5
4/7/65	Wichita, Kan.	W	3-0
4/7/65	Wichita, Kan.	L	0-2
5/9/67	Wichita, Kan.	L	3-6
1979	Wichita, Kan.	L	6-7
1979	Wichita, Kan.	L	4-5
5/4/80	Wichita, Kan.	L	2-6
5/4/80	Wichita, Kan.	L	0-14
5/27/83	Stillwater, Okla.+	L	3-6
3/8/86	Fayetteville, Ark.	W	6-5 (10)
5/11/86	Wichita, Kan.	W	12-3
2/19/89	Fayetteville, Ark.	W	5-1
6/2/89	Omaha, Neb.+	L	1-3
6/6/89	Omaha, Neb.+	L	4-8
5/12/90	Wichita, Kan.	W	6-4
5/13/90	Wichita, Kan.	L	0-3
5/26/90	Wichita, Kan.+	L	6-7
5/11/91	Fayetteville, Ark.	W	10-1
5/12/91	Fayetteville, Ark.	W	6-5
4/7/92	Wichita, Kan.	W	5-4
4/8/92	Wichita, Kan.	L	4-22
3/30/93	Fayetteville, Ark.	W	4-3
4/5/93	Wichita, Kan.	L	1-9
4/5/95	Wichita, Kan.	L	1-5
3/13/96	Fayetteville, Ark.	W	5-0
4/29/97	Wichita, Kan.	L	7-9 (10)
4/28/98	Fayetteville, Ark.	W	16-5
5/22/98	Wichita, Kan.+	W	3-2 (11)
4/27/99	Wichita, Kan.	L	4-5 (14)
4/25/00	Wichita, Kan.	W	15-14
3/13/01	Wichita, Kan.	L	0-5
4/23/02	Fayetteville, Ark.	L	2-3
4/22/03	Wichita, Kan.	L	5-6 (10)
3/30/04	Fayetteville, Ark.	W	10-4
6/5/04	Fayetteville, Ark.+	L	1-4
6/6/04	Fayetteville, Ark.+	W	11-9
6/6/04	Fayetteville, Ark.+	W	4-3
3/28/06	Wichita, Kan.	W	4-3 (11)
4/25/07	Fayetteville, Ark.	W	10-2
6/1/13	Manhattan, Kan.+	W	3-1

WILLIAM CAREY

Overall Series Record: 0-1
Record in Hattiesburg, Miss.: 0-1

DATE	SITE	W/L	SCORE
1969	Hattiesburg, Miss.	L	0-1

WILLIAM JEWELL

Overall Series Record: 10-3
Record in Fayetteville, Ark.: 10-3

DATE	SITE	W/L	SCORE
4/8/67	Fayetteville, Ark.	W	8-5
4/8/67	Fayetteville, Ark.	L	2-8
4/30/69	Fayetteville, Ark.	W	12-1
4/30/69	Fayetteville, Ark.	L	0-4
4/8/70	Fayetteville, Ark.	W	7-2
4/8/70	Fayetteville, Ark.	L	2-3
3/10/72	Fayetteville, Ark.	W	12-4
3/11/72	Fayetteville, Ark.	W	3-2
3/14/76	Fayetteville, Ark.	W	6-4
3/10/77	Fayetteville, Ark.	W	5-1
3/10/77	Fayetteville, Ark.	W	2-0
2/23/79	Fayetteville, Ark.	W	7-1
2/23/79	Fayetteville, Ark.	W	13-2

WISCONSIN

Overall Series Record: 8-1
Record in Fayetteville, Ark.: 7-1
Record at Neutral Sites: 1-0

DATE	SITE	W/L	SCORE
3/25/67	San Antonio, Texas	W	5-3
3/15/80	Fayetteville, Ark.	W	9-0
3/15/80	Fayetteville, Ark.	W	3-0
3/16/80	Fayetteville, Ark.	W	9-0
3/16/80	Fayetteville, Ark.	W	9-0
3/9/90	Fayetteville, Ark.	W	8-1
3/9/90	Fayetteville, Ark.	L	4-6
3/10/90	Fayetteville, Ark.	W	9-0
3/10/90	Fayetteville, Ark.	W	16-2

WISCONSIN-MILWAUKEE

Overall Series Record: 9-0
Record in Fayetteville, Ark.: 9-0

DATE	SITE	W/L	SCORE
2/18/07	Fayetteville, Ark.	W	8-3
2/18/07	Fayetteville, Ark.	W	28-2
2/19/07	Fayetteville, Ark.	W	8-1
3/12/10	Fayetteville, Ark.	W	14-6
3/13/10	Fayetteville, Ark.	W	7-0
3/14/10	Fayetteville, Ark.	W	3-2 (10)
3/4/11	Fayetteville, Ark.	W	15-6
3/5/11	Fayetteville, Ark.	W	13-9
3/6/11	Fayetteville, Ark.	W	7-3

WISCONSIN-OSH KOSH

Overall Series Record: 9-1
Record in Fayetteville, Ark.: 9-1

DATE	SITE	W/L	SCORE
3/19/86	Fayetteville, Ark.	W	14-3
3/19/86	Fayetteville, Ark.	W	4-3
3/16/88	Fayetteville, Ark.	W	16-3
3/14/89	Fayetteville, Ark.	W	13-4
3/15/89	Fayetteville, Ark.	W	9-4
3/19/90	Fayetteville, Ark.	W	7-5
3/20/90	Fayetteville, Ark.	W	13-2
3/18/91	Fayetteville, Ark.	W	3-0
3/18/92	Fayetteville, Ark.	L	2-3
3/15/95	Fayetteville, Ark.	W	7-4

WRIGHT STATE

Overall Series Record: 3-0
Record in Fayetteville, Ark.: 3-0

DATE	SITE	W/L	SCORE
2/22/08	Fayetteville, Ark.	W	9-4
2/23/08	Fayetteville, Ark.	W	5-4
2/24/08	Fayetteville, Ark.	W	7-3

YANKTON

Overall Series Record: 5-0
Record in Fayetteville, Ark.: 5-0

DATE	SITE	W/L	SCORE
1968	Fayetteville, Ark.	W	4-3
1968	Fayetteville, Ark.	W	7-2
1968	Fayetteville, Ark.	W	4-3
4/8/69	Fayetteville, Ark.	W	5-2
4/8/69	Fayetteville, Ark.	W	6-1

! - Conference Tournament Game
+ - NCAA Tournament Game
Records since the 1960 season

All-Time Results

1960 (14-9)

Bill Ferrell

Date	Result	Opponent	Location
	W, 7-6	Wichita State	Fayetteville
	W, 9-5	Wichita State	Fayetteville
3/28	W, 11-6	Kansas	Fayetteville
3/29	W, 18-0	Kansas	Fayetteville
	W, 19-11	Emporia State	Fayetteville
	W, 11-4	Emporia State	Fayetteville
	L, 8-21	Missouri	Fayetteville
	W, 9-8	Missouri	Fayetteville
	W, 10-4	Buena Vista	Fayetteville
	L, 1-3	Buena Vista	Fayetteville
	W, 17-2	Colorado	Fayetteville
	W, 8-2	Colorado	Fayetteville
4/14	W, 8-0	Baylor	Monroe, La.
	L, 1-5	LSU	Fayetteville
	W, 4-3	Northwestern St.	Natchitoches, La.
	L, 2-3	Mississippi State	Fayetteville
	W, 11-8	Louisiana-Monroe	Monroe, La.
	L, 6-11	Loyola (La.)	New Orleans, La.
	L, 5-9	Loyola (La.)	New Orleans, La.
	W, 11-5	LSU	Baton Rouge, La.
	L, 5-12	Louisiana College	Pineville, La.
	L, 12-13	Centenary	Shreveport, La.
	L, 2-3	Centenary	Shreveport, La.

1961 (9-8)

Bill Ferrell

Date	Result	Opponent	Location
3/27	L, 6-10	Buena Vista	Fayetteville
3/28	W, 9-6	Tulsa	Tulsa, Okla.
3/28	L, 2-8	Tulsa	Tulsa, Okla.
3/29	W, 2-0	Buena Vista	Fayetteville
4/3	W, 7-4	TCU	Fort Worth, Texas
4/4	L, 1-7	SMU	Dallas, Texas
4/5	W, 11-7	SMU	Dallas, Texas
4/6	L, 2-16	Baylor	Waco, Texas
4/6	L, 1-5	Baylor	Waco, Texas
4/7	W, 9-2	Oklahoma City	Oklahoma City, Okla.
4/14	W, 10-2	Centenary	Fayetteville
4/17	L, 2-7	Wichita State	Wichita, Kan.
4/18	L, 4-5	Wichita State	Wichita, Kan.
4/19	L, 2-4	Emporia State	Emporia, Kan.
4/20	W, 15-10	Emporia State	Chanute, Kan.
4/25	W, 12-2	Tulsa	Fayetteville
4/25	W, 12-3	Tulsa	Fayetteville

1962 (13-7)

Bill Ferrell

Date	Result	Opponent	Location
3/26	L, 4-8	Buena Vista	Fayetteville
3/27	L, 7-8	Buena Vista	Fayetteville
3/28	W, 5-4	Buena Vista	Fayetteville
4/3	L, 7-15	Missouri	Columbia, Mo.
4/4	L, 4-10	Missouri	Columbia, Mo.
4/7	W, 5-1	Pittsburg State	Fayetteville
4/7	W, 11-3	Pittsburg State	Fayetteville
4/13	W, 6-2	Emporia State	Fayetteville
4/14	W, 12-3	Emporia State	Fayetteville
4/19	L, 0-5	Baylor	Monroe, La.
4/20	L, 2-3	Louisiana-Monroe	Monroe, La.
4/20	W, 13-8	Northwestern State	Monroe, La.
4/21	W, 5-4	Louisiana-Monroe	Monroe, La.
4/21	W, 8-4	Northwestern State	Monroe, La.
4/23	W, 10-7	Louisiana-Monroe	Monroe, La.
4/23	W, 6-1	Louisiana-Monroe	Monroe, La.
4/25	L, 2-4	Northwestern St.	Natchitoches, La.
4/26	W, 2-1	Northwestern St.	Natchitoches, La.
4/27	W, 6-2	Centenary	Shreveport, La.
4/28	W, 7-2	Centenary	Shreveport, La.

1963 (13-10)

Bill Ferrell

Date	Result	Opponent	Location
3/25	W, 9-1	Buena Vista	Fayetteville
3/25	W, 8-7	Buena Vista	Fayetteville
3/26	W, 11-10	Buena Vista	Fayetteville
3/30	L, 6-10	Missouri	Fayetteville
3/30	W, 6-5	Missouri	Fayetteville
4/1	W, 15-7	Kansas	Lawrence, Kan.
4/2	L, 1-9	Kansas	Lawrence, Kan.
4/3	W, 12-8	Emporia State	Emporia, Kan.
4/3	L, 2-18	Emporia State	Emporia, Kan.
4/8	L, 6-7	Centenary	Fayetteville
4/9	W, 3-2	Centenary	Fayetteville
4/12	L, 4-5	Southern Miss.	Hattiesburg, Miss.
4/13	L, 0-4	Southern Miss.	Hattiesburg, Miss.
4/15	L, 5-10	LSU	Baton Rouge, La.
4/16	L, 2-10	LSU	Baton Rouge, La.
4/17	W, 7-3	Miss. College	Clinton, Miss.
4/18	L, 0-3	Miss. College	Clinton, Miss.
4/19	W, 5-2	Delta State	Cleveland, Miss.
4/20	L, 2-10	Delta State	Cleveland, Miss.
4/23	W, 3-1	Tulsa	Fayetteville
4/23	W, 9-4	Tulsa	Fayetteville
4/30	W, 9-4	Pittsburg State	Pittsburg, Kan.
4/30	W, 2-1	Pittsburg State	Pittsburg, Kan.

1964 (8-10)

Bill Ferrell

Date	Result	Opponent	Location
3/23	L, 5-6	Buena Vista	Fayetteville
3/24	L, 13-16	Buena Vista	Fayetteville
3/27	L, 3-5	Memphis	Little Rock, Ark.
3/28	L, 6-13	Memphis	Little Rock, Ark.
3/30	L, 0-6	Memphis	Memphis, Tenn.
3/31	W, 4-0	Memphis	Memphis, Tenn.
4/1	L, 0-1	Louisiana-Monroe	Monroe, La.
4/2	L, 5-7	Louisiana-Monroe	Monroe, La.
4/3	W, 8-4	Centenary	Shreveport, La.
4/4	L, 7-8	Centenary	Shreveport, La.
4/10	W, 9-4	Tulsa	Fayetteville
4/10	L, 4-6	Tulsa	Fayetteville
4/13	W, 8-3	Emporia State	Fayetteville
4/13	L, 6-10	Emporia State	Fayetteville
4/24	W, 18-9	Tulsa	Tulsa, Okla.
4/24	W, 16-5	Tulsa	Tulsa, Okla.
4/29	W, 7-5	Central Missouri St.	Fayetteville
4/29	W, 10-9	Central Missouri St.	Fayetteville

1965 (3-14)

Bill Ferrell

Date	Result	Opponent	Location
4/6	L, 4-8	Emporia State	Emporia, Kan.
4/7	W, 3-0	Wichita State	Wichita, Kan.
4/7	L, 0-2	Wichita State	Wichita, Kan.
4/10	L, 7-10	Centenary	Fayetteville
4/10	L, 4-8	Centenary	Fayetteville
4/13	L, 7-9	Omaha	Fayetteville
4/13	L, 3-6	Omaha	Fayetteville
4/16	L, 1-4	Southern Miss	Hattiesburg, Miss.
4/17	L, 9-15	Southern Miss	Hattiesburg, Miss.
4/20	L, 10-11	Louisiana-Monroe	Monroe, La.
4/20	L, 1-2	Louisiana-Monroe	Monroe, La.
4/21	L, 1-5	Delta State	Cleveland, Miss.
4/22	L, 7-12	Delta State	Cleveland, Miss.
4/23	L, 4-6	Memphis	Fayetteville
4/23	W, 4-2	Memphis	Fayetteville
4/27	L, 4-5	Tulsa	Tulsa, Okla.
4/27	W, 7-1	Tulsa	Tulsa, Okla.

1966 (4-16)

Wayne Robbins

Date	Result	Opponent	Location
3/21	L, 7-13	Baylor	Waco, Texas
3/22	L, 3-9	TCU	Fort Worth, Texas
3/26	W, 7-5	SMS	Fayetteville
3/31	L, 0-3	Buena Vista	Fayetteville
4/1	W, 16-13	Buena Vista	Fayetteville
4/4	L, 3-12	Kansas State	Fayetteville
4/4	L, 2-6	Kansas State	Fayetteville
4/9	L, 8-9	Memphis	Memphis, Tenn.
4/9	L, 1-6	Memphis	Memphis, Tenn.
4/11	L, 3-9	Mississippi State	Starkville, Miss.
4/12	L, 0-18	Mississippi State	Starkville, Miss.
4/13	L, 0-13	Southern Miss	Hattiesburg, Miss.
4/14	L, 0-19	Southern Miss	Hattiesburg, Miss.
4/16	W, 4-2	Centenary	Shreveport, La.
4/16	W, 3-2	Centenary	Shreveport, La.
4/19	L, 6-12	Tulsa	Tulsa, Okla.
4/19	L, 4-14	Tulsa	Tulsa, Okla.
5/5	L, 0-7	Southern Illinois	Fayetteville

1967 (15-14)

Wayne Robbins

Date	Result	Opponent	Location
3/21	W, 6-1	Buena Vista	Fayetteville
3/21	W, 4-3	Buena Vista	Fayetteville
3/22	L, 3-6	Buena Vista	Fayetteville
3/25	W, 5-3	Wisconsin	San Antonio, Texas
3/27	L, 1-2	Texas Lutheran	San Antonio, Texas
3/28	L, 3-13	Indiana	San Antonio, Texas
3/28	L, 0-4	Texas-Pan American	San Antonio, Texas
3/29	L, 4-10	Texas-Pan American	San Antonio, Texas
3/29	L, 1-2	Texas-Pan American	San Antonio, Texas
3/31	W, 8-6	St. Edwards	San Antonio, Texas
4/1	W, 11-9	Trinity	San Antonio, Texas
4/4	W, 4-1	SMU	Fayetteville

4/4	W, 8-7	SMU	Fayetteville
4/8	W, 8-5	William Jewell	Fayetteville
4/8	L, 2-8	William Jewell	Fayetteville
4/15	L, 1-8	Memphis	Memphis, Tenn.
4/15	W, 4-0	Memphis	Memphis, Tenn.
4/17	W, 12-9	Delta State	Cleveland, Miss.
	W, 8-1	Pittsburg State	Fayetteville
	W, 6-2	Pittsburg State	Fayetteville
4/22	L, 5-6	SMS	Springfield, Mo.
4/22	L, 3-4	SMS	Springfield, Mo.
4/29	W, 2-1	Oklahoma Baptist	Fayetteville
4/29	W, 6-0	Oklahoma Baptist	Fayetteville
5/8	L, 2-13	Kansas State	Manhattan, Kan.
5/8	L, 2-3	Kansas State	Manhattan, Kan.
5/9	L, 3-6	Wichita State	Wichita, Kan.
	W, 8-5	Emporia State	Emporia, Kan.
	L, 4-5	Emporia State	Emporia, Kan.

1968 (13-11)


Wayne Robbins

Date	Result	Opponent	Location
3/23	L, 0-4	East Texas Baptist	Marshall, Texas
3/23	L, 1-2	East Texas Baptist	Marshall, Texas
3/25	W, 3-2	St. Mary's (Texas)	San Antonio
3/26	L, 0-1	Air Force	San Antonio
3/27	L, 4-8	Missouri	San Antonio
3/28	L, 2-7	Texas-Pan Am.	Edinburg, Texas
3/29	L, 5-10	Texas-Pan Am.	Edinburg, Texas
3/30	L, 7-19	Trinity	San Antonio, Texas
4/5	L, 12-13	Morningside	Fayetteville
4/6	W, 29-4	Morningside	Fayetteville
	W, 4-3	Yankton	Fayetteville
	W, 7-2	Yankton	Fayetteville
4/9	W, 12-3	Oklahoma City	Fayetteville
	W, 4-3	Yankton	Fayetteville
4/12	L, 11-19	Mississippi State	Starkville, Miss.
4/15	L, 4-7	Memphis	Fayetteville
4/15	W, 13-7	Memphis	Fayetteville
4/22	L, 0-12	Oklahoma Baptist	Fayetteville
4/22	W, 4-3	Oklahoma Baptist	Fayetteville
4/27	W, 8-4	Pittsburg State	Pittsburg, Kan.
4/27	W, 3-0	Pittsburg State	Pittsburg, Kan.
	W, 12-9	SMS	Springfield, Mo.
	W, 3-1	Evangel	Fayetteville
	W, 2-1	Evangel	Fayetteville

1969 (18-10)

Wayne Robbins

Date	Result	Opponent	Location
3/22	W, 13-3	Mississippi College	Clinton, Miss.
3/24	L, 0-1	Mississippi College	Clinton, Miss.
3/25	L, 2-7	Belhaven	Jackson, Miss.
3/26	W, 4-2	Belhaven	Jackson, Miss.
3/27	W, 4-2	Belhaven	Jackson, Miss.
	L, 0-1	William Carey	Hattiesburg, Miss.
4/1	W, 16-4	Buena Vista	Fayetteville
4/1	W, 14-1	Buena Vista	Fayetteville
4/5	L, 5-12	Upper Iowa	Fayetteville
4/5	W, 7-4	Upper Iowa	Fayetteville
4/5	W, 4-1	Upper Iowa	Fayetteville
4/8	W, 5-2	Yankton	Fayetteville
4/8	W, 6-1	Yankton	Fayetteville
4/12	L, 0-6	Memphis	Memphis, Tenn.
4/12	W, 10-3	Memphis	Memphis, Tenn.
4/18	W, 5-2	Okla. Baptist	Shawnee, Okla.
4/19	W, 2-0	Oklahoma City	Oklahoma City
4/21	L, 13-14	TCU	Fort Worth, Texas
4/22	L, 3-8	SMU	Dallas, Texas
4/26	W, 10-6	Kansas State	Fayetteville
4/26	L, 4-6	Kansas State	Fayetteville
4/30	W, 12-1	William Jewell	Fayetteville
4/30	L, 0-4	William Jewell	Fayetteville
5/3	W, 3-0	Evangel	Springfield, Mo.
5/3	W, 18-0	Evangel	Springfield, Mo.
5/6	W, 3-2	SMS	Fayetteville
5/6	L, 0-2	SMS	Fayetteville




Bill 'Groundhog' Ferrell coached Arkansas from 1950-65 and compiled a 139-149 record.

1970 (19-13)

Norm DeBriyn

Date	Result	Opponent	Location
	W, 8-1	St. Mary's (Tx)	San Antonio
3/23	L, 6-8	Texas-Pan Am.	Edinburg, Texas
	L, 7-8	St. Edwards	Austin, Texas
	W, 10-5	NE Missouri St	San Antonio
3/25	L, 5-11	Texas Lutheran	Seguin, Texas
3/26	L, 0-1	St. Mary's (Texas)	San Antonio
3/28	L, 1-10	Minnesota	San Antonio, Texas
3/28	W, 8-7	Minnesota	San Antonio, Texas
3/28	W, 4-3	Texas-Pan Am.	Edinburg, Texas
4/4	W, 5-0	Nebraska-Kearney	Fayetteville
4/4	L, 0-4	Nebraska-Kearney	Fayetteville
4/8	W, 7-2	William Jewell	Fayetteville
4/8	L, 2-3	William Jewell	Fayetteville
4/11	L, 7-8	Tulsa	Tulsa, Okla.
4/13	W, 9-6	Oklahoma Baptist	Fayetteville
4/13	L, 4-9	Oklahoma Baptist	Fayetteville
4/15	W, 5-3	Oklahoma State	Fayetteville
4/15	W, 3-1	Oklahoma State	Fayetteville
4/18	W, 6-4	SMS	Springfield, Mo.
4/21	W, 9-4	Oklahoma City	Fayetteville
4/21	W, 9-3	Oklahoma City	Fayetteville
4/29	W, 7-0	Oral Roberts	Fayetteville
4/29	W, 8-0	Oral Roberts	Fayetteville
5/2	W, 7-6	Memphis	Memphis, Tenn.
5/2	W, 7-3	Memphis	Memphis, Tenn.
5/4	L, 0-6	Mississippi State	Starkville, Miss.
5/4	L, 0-1	Mississippi State	Starkville, Miss.
5/8	L, 6-9	Vanderbilt	Covington, Tenn.
5/11	L, 1-2	Oklahoma	Fayetteville
5/11	W, 5-2	Oklahoma	Fayetteville
5/12	W, 10-0	Evangel	Springfield, Mo.
5/12	W, 6-0	Evangel	Springfield, Mo.



The 1912 Razorback baseball team went 7-8 on the season under head coach Hugo Bezdek.

All-Time Results

1971 (23-18)

Norm DeBriyn

Date	Result	Opponent	Location
3/3	L, 3-4	Tulsa	Tulsa, Okla.
3/3	L, 2-18	Tulsa	Tulsa, Okla.
3/17	W, 6-2	Drake	Fayetteville
3/17	L, 6-7	Drake	Fayetteville
3/20	W, 13-3	Okla. Baptist	Shawnee, Okla.
3/20	L, 2-4	Okla. Baptist	Shawnee, Okla.
W, 8-7	St. Cloud State	Fayetteville	
3/25	W, 5-1	Buena Vista	Fayetteville
3/25	W, 3-2	Buena Vista	Fayetteville
3/29	W, 3-2	Trinity	San Antonio, Texas
3/29	L, 2-4	St. Mary's (Texas)	San Antonio, Texas
3/31	W, 6-1	Texas Lutheran	Seguin, Texas
4/1	L, 0-10	Texas-Pan Am.	Edinburg, Texas
4/1	L, 0-5	Texas-Pan Am.	Edinburg, Texas
4/2	L, 2-5	Rice	Edinburg, Texas
4/3	L, 3-4	Rice	Edinburg, Texas
4/6	W, 4-3	Abeline Christian	Fayetteville
4/6	W, 11-1	Abeline Christian	Fayetteville
W, 8-1	Carthage	Fayetteville	
T, 2-2	Carthage	Fayetteville	
4/13	W, 6-2	SMS	Fayetteville
4/13	L, 2-3	SMS	Fayetteville
4/17	W, 6-0	Pittsburg State	Fayetteville
4/17	W, 11-1	Pittsburg State	Fayetteville
4/19	W, 11-0	Oklahoma City	Oklahoma City
4/19	W, 13-1	Oklahoma City	Oklahoma City
4/21	L, 4-6	Oklahoma St.	Stillwater, Okla.
4/21	L, 4-7	Oklahoma St.	Stillwater, Okla.
4/24	W, 6-5	Memphis	Fayetteville
4/24	W, 4-3	Memphis	Fayetteville
4/27	W, 6-1	Oral Roberts	Tulsa, Okla.
4/27	L, 4-6	Oral Roberts	Tulsa, Okla.
5/4	W, 12-11	Oral Roberts	Fayetteville
5/4	L, 2-5	Oral Roberts	Fayetteville
5/5	W, 12-1	Evangel	Springfield, Mo.
5/5	W, 13-0	Evangel	Springfield, Mo.
5/7	L, 4-6	Creighton	Omaha, Neb.
5/7	W, 2-0	Creighton	Omaha, Neb.
5/8	L, 2-3	Creighton	Omaha, Neb.
5/8	L, 1-2	Creighton	Omaha, Neb.
5/15	W, 5-2	Union	Fayetteville
5/15	L, 2-6	Union	Fayetteville

1972 (16-16)

Norm DeBriyn

Date	Result	Opponent	Location
3/8	W, 8-2	Lincoln	Fayetteville
3/8	W, 10-0	Lincoln	Fayetteville
3/10	W, 12-4	William Jewell	Fayetteville
3/11	W, 3-2	William Jewell	Fayetteville
L, 3-15	Tulsa	Fayetteville	
L, 3-4	Tulsa	Fayetteville	
L, 4-5	Northeastern St.	Fayetteville	
W, 2-0	Northeastern St.	Fayetteville	
3/18	W, 9-4	Drake	Fayetteville
3/18	W, 4-2	Drake	Fayetteville
3/20	W, 9-6	St. Cloud State	Fayetteville
3/22	W, 9-6	Missouri	Columbia, Mo.
3/22	L, 1-3	Missouri	Columbia, Mo.
3/25	L, 4-8	Oral Roberts	Tulsa, Okla.
3/25	W, 2-1	Oral Roberts	Tulsa, Okla.
3/28	L, 4-5	West Texas State	Tulsa, Okla.
3/30	L, 2-3	Tulsa	Tulsa, Okla.
3/31	W, 1-0	Buena Vista	Tulsa, Okla.
4/1	L, 0-3	Tulsa	Tulsa, Okla.
4/1	L, 3-4	West Texas State	Tulsa, Okla.
4/2	L, 3-5	Tulsa	Tulsa, Okla.
4/6	L, 2-6	Southwestern St.	Fayetteville
4/7	W, 8-5	Missouri Western	Fayetteville
4/7	W, 4-3	Missouri Western	Fayetteville
4/11	W, 5-0	Pittsburg State	Fayetteville
4/11	W, 9-0	Pittsburg State	Fayetteville
4/18	L, 2-7	SMS	Springfield, Mo.
4/18	W, 8-7	SMS	Springfield, Mo.
4/22	L, 2-4	Union	Jackson, Tenn.
4/22	L, 2-6	Union	Jackson, Tenn.
5/2	L, 2-3	Oklahoma	Norman, Okla.
5/2	L, 3-4	Oklahoma	Norman, Okla.

1973 (23-7)

Norm DeBriyn

Date	Result	Opponent	Location
W, 3-1	SMU	Dallas, Texas	
W, 4-3	SMU	Dallas, Texas	
3/14	W, 9-7	Kansas State	Fayetteville
3/14	W, 8-2	Kansas State	Fayetteville
3/17	W, 6-5	Notre Dame	Las Cruces, N.M.
3/17	W, 8-4	New Mexico St.	Las Cruces, N.M.
3/18	L, 0-10	Tulsa	Tulsa, Okla.
3/19	T, 17-17	St. Cloud State	Fayetteville
3/22	W, 11-10	Drake	Fayetteville
3/22	W, 3-2	Drake	Fayetteville
3/27	W, 4-0	St. Olaf	Fayetteville
W, 6-1	Oklahoma City	Oklahoma City, Okla.	
W, 10-0	Oklahoma City	Oklahoma City, Okla.	
W, 7-5	SMS	Fayetteville	
W, 13-4	SMS	Fayetteville	
4/14	W, 1-0	Memphis	Fayetteville
4/14	L, 0-3	Memphis	Fayetteville
W, 5-4	Evangel	Fayetteville	
W, 11-0	Evangel	Fayetteville	
W, 5-4	Oral Roberts	Tulsa, Okla.	
L, 0-2	Oral Roberts	Tulsa, Okla.	
4/21	W, 8-2	Oklahoma City	Fayetteville
4/21	W, 3-2	Oklahoma City	Fayetteville
4/24	W, 2-0	Tulsa	Fayetteville
4/24	L, 2-7	Tulsa	Fayetteville
4/27	W, 5-1	Creighton	Omaha, Neb.
4/27	W, 11-2	Creighton	Omaha, Neb.
4/28	W, 3-1	Creighton	Omaha, Neb.
4/28	L, 2-6	Creighton	Omaha, Neb.
5/27	L, 0-6	Trinity+	Arlington, Texas
5/28	L, 2-4	Texas-Pan Am+	Arlington, Texas

+- NCAA District VI Tournament

1974 (22-21; 9-15 7th SWC)

Norm DeBriyn

Date	Result	Opponent	Location
3/2	W, 8-4	Northeastern (Okla.) St.	Fayetteville
3/2	W, 4-1	Northeastern (Okla.) St.	Fayetteville
3/5	W, 4-0	Missouri Western	Fayetteville
3/5	W, 5-2	Missouri Western	Fayetteville
3/6	L, 1-12	Creighton	Fayetteville
3/6	W, 12-4	Creighton	Fayetteville
3/8	L, 6-7	Baylor*	Waco, Texas
3/9	L, 2-7	Baylor*	Waco, Texas
3/9	L, 0-9	Baylor*	Waco, Texas
3/12	L, 1-2	Kansas State	Fayetteville
3/12	L, 1-2	Kansas State	Fayetteville
3/15	W, 4-2	SMU*	Fayetteville
3/16	W, 11-3	SMU*	Fayetteville
3/16	W, 6-2	SMU*	Fayetteville
3/18	W, 4-2	Mankato State	Fayetteville
3/18	L, 3-9	Mankato State	Fayetteville
3/22	L, 2-5	Texas A&M*	College Station
3/23	L, 1-15	Texas A&M*	College Station
3/23	L, 0-15	Texas A&M*	College Station
3/25	W, 5-4	Lamar	Fayetteville
3/27	W, 1-0	Oral Roberts	Tulsa, Okla.
3/27	L, 0-1	Oral Roberts	Tulsa, Okla.
3/29	L, 4-19	Texas*	Fayetteville
3/30	L, 2-3	Texas*	Fayetteville
3/30	W, 8-5	Texas*	Fayetteville
4/2	L, 4-5	Oklahoma City	Oklahoma City
4/2	W, 9-0	Oklahoma City	Oklahoma City
4/6	L, 5-6	Rice*	Fayetteville
4/6	W, 6-3	Rice*	Fayetteville
4/6	W, 9-7	Rice*	Fayetteville
4/9	W, 9-5	SMS	Springfield, Mo.
4/9	W, 10-8	SMS	Springfield, Mo.
4/12	L, 2-8	TCU*	Fort Worth, Texas
4/13	L, 5-6	TCU*	Fort Worth, Texas
4/13	L, 3-5	TCU*	Fort Worth, Texas
4/15	W, 6-4	Evangel	Springfield, Mo.
4/15	W, 5-3	Evangel	Springfield, Mo.
4/19	W, 9-3	Texas Tech*	Fayetteville
4/20	W, 15-6	Texas Tech*	Fayetteville
4/20	W, 7-6	Texas Tech*	Fayetteville
4/27	L, 0-8	Houston*	Houston, Texas
4/27	L, 5-6	Houston*	Houston, Texas
4/27	L, 3-8	Houston*	Houston, Texas

* - SWC Game

1975 (20-22; 8-14 7th SWC)

Norm DeBriyn

Date	Result	Opponent	Location
3/1	L, 0-3	Kansas State	Fayetteville
3/1	W, 6-1	Kansas State	Fayetteville
3/2	L, 4-5	Kansas State	Fayetteville
3/2	W, 11-1	Kansas State	Fayetteville
3/4	W, 7-6	Northeastern St.	Fayetteville
3/4	W, 8-6	Northeastern St.	Fayetteville
3/7	L, 2-11	Baylor*	Fayetteville
3/8	W, 5-4	Baylor*	Fayetteville
3/8	W, 7-4	Baylor*	Fayetteville
W, 4-1	SMU*	Dallas, Texas	
3/17	W, 3-2	Baker	Fayetteville
3/17	L, 0-2	Baker	Fayetteville
3/21	W, 4-1	Texas A&M*	Fayetteville
3/22	L, 2-3	Texas A&M*	Fayetteville
3/22	L, 0-5	Texas A&M*	Fayetteville
3/24	W, 15-6	Nebraska	Fayetteville
3/24	W, 10-4	Nebraska	Fayetteville
3/25	L, 4-5	Nebraska	Fayetteville
3/25	W, 4-2	Nebraska	Fayetteville
3/29	L, 1-6	Texas*	Austin, Texas
3/29	L, 1-5	Texas*	Austin, Texas
3/29	L, 2-3	Texas*	Austin, Texas
3/3	W, 9-2	Northeastern St.	Fayetteville
3/3	W, 4-0	Northeastern St.	Fayetteville
4/4	W, 5-0	Rice*	Houston, Texas
4/5	L, 1-5	Rice*	Houston, Texas
4/5	L, 0-9	Rice*	Houston, Texas
4/8	L, 7-8	Southwestern St.	Fayetteville
4/8	L, 4-7	Southwestern St.	Fayetteville
4/11	L, 8-9	TCU*	Fort Worth, Texas
4/12	L, 1-13	TCU*	Fort Worth, Texas
4/12	L, 2-4	TCU*	Fort Worth, Texas
4/15	W, 5-1	Oral Roberts	Fayetteville
4/15	W, 4-2	Oral Roberts	Fayetteville
4/18	W, 6-4	Texas Tech*	Lubbock, Texas
4/19	L, 5-14	Texas Tech*	Lubbock, Texas
4/19	L, 11-13	Texas Tech*	Lubbock, Texas
4/21	L, 0-6	American Christian	Fayetteville
4/21	L, 1-2	American Christian	Fayetteville
4/25	W, 5-1	Houston*	Houston, Texas
4/26	W, 3-0	Houston*	Houston, Texas
4/26	L, 3-10	Houston*	Houston, Texas

* - SWC Game

1976 (31-15; 12-12 5th SWC)

Norm DeBriyn

Date	Result	Opponent	Location
2/28	W, 2-0	Northeastern (Okla.) St.	Fayetteville
2/28	W, 7-6	Northeastern (Okla.) St.	Fayetteville
3/5	L, 4-9	Houston*	Houston, Texas
3/6	L, 0-1	Houston*	Houston, Texas
3/6	L, 2-3	Houston*	Houston, Texas
3/10	W, 11-0	Baker	Fayetteville
3/11	W, 9-7	Baker	Fayetteville
3/12	W, 7-0	Missouri Southern	Fayetteville
3/12	T, 0-0 (12)	Missouri Southern	Fayetteville
3/13	W, 9-1	Southwest Baptist	Fayetteville
3/13	W, 6-1	Southwest Baptist	Fayetteville
3/14	W, 6-4	William Jewell	Fayetteville
3/15	W, 1-0	Tulsa	Fayetteville
3/15	W, 1-0	Tulsa	Fayetteville
3/19	W, 5-4	Texas Tech*	Fayetteville
3/20	W, 4-3	Texas Tech*	Fayetteville
3/20	W, 10-2	Texas Tech*	Fayetteville
3/22	W, 6-5	Luther	Fayetteville
3/22	W, 13-3	Luther	Fayetteville
3/23	W, 2-0	Mankato State	Fayetteville
3/23	W, 2-0	Mankato State	Fayetteville
3/26	W, 17-2	SMU*	Dallas, Texas
3/27	W, 10-1	SMU*	Dallas, Texas
3/27	W, 2-1	SMU*	Dallas, Texas
3/29	L, 2-5	Illinois-Edwardsville	Fayetteville
3/29	W, 7-3	Illinois-Edwardsville	Fayetteville
3/30	W, 6-5	Oral Roberts	Tulsa, Okla.
3/30	L, 3-6	Oral Roberts	Tulsa, Okla.
4/2	W, 7-5	TCU*	Fayetteville
4/3	L, 5-6	TCU*	Fayetteville
4/3	W, 7-6	TCU*	Fayetteville
4/6	W, 11-3	SMS	Fayetteville
4/6	W, 8-5	SMS	Fayetteville
4/9	L, 0-5	Baylor*	Waco, Texas
4/10	L, 0-2	Baylor*	Waco, Texas
4/10	L, 2-5	Baylor*	Waco, Texas
4/16	W, 4-1	Rice*	Fayetteville
4/17	W, 4-1	Rice*	Fayetteville
4/17	W, 1-0	Rice*	Fayetteville
4/23	L, 1-10	Texas*	Austin, Texas
4/24	L, 3-6	Texas*	Austin, Texas
4/24	W, 5-2	Texas*	Austin, Texas
4/27	W, 2-0	American Christian	Fayetteville
4/27	L, 0-1	American Christian	Fayetteville
4/30	L, 6-7	Texas A&M*	Fayetteville
5/1	L, 1-3	Texas A&M*	Fayetteville
5/1	L, 5-7	Texas A&M*	Fayetteville

* - SWC Game

S - Game called after 12 innings

1977 (33-18; 14-10 4th SWC)

Norm DeBriyn

Date	Result	Opponent	Location
2/19	W, 11-2	Northeastern (Okla.) St	Fayetteville
2/19	W, 5-0	Northeastern (Okla.) St	Fayetteville
2/22	W, 7-0	Oral Roberts	Fayetteville
2/22	L, 0-2	Oral Roberts	Fayetteville
2/25	L, 0-6	Texas A&M*	College Station, Texas
2/26	L, 3-4	Texas A&M*	College Station, Texas
2/26	L, 0-4	Texas A&M*	College Station, Texas
3/1	W, 2-0	Southwestern St.	Fayetteville
3/2	W, 11-0	Northeastern St.	Fayetteville
3/4	W, 5-3	Houston*	Fayetteville
3/5	W, 2-0	Houston*	Fayetteville
3/5	L, 0-5	Houston*	Fayetteville
3/7	W, 6-0	Baker	Fayetteville
3/7	W, 11-1	Baker	Fayetteville
3/9	W, 6-0	Missouri Southern	Fayetteville
3/9	W, 7-6	Missouri Southern	Fayetteville
3/10	W, 5-1	William Jewell	Fayetteville
3/10	W, 2-0	William Jewell	Fayetteville
3/13	W, 8-0	Creighton	Fayetteville
3/14	W, 4-1	Iowa State	Fayetteville
3/14	W, 2-0	Iowa State	Fayetteville
3/15	L, 1-2	Tulsa	Tulsa, Okla.
3/15	L, 4-6	Tulsa	Tulsa, Okla.
3/18	W, 13-10	Texas Tech*	Lubbock, Texas
3/19	L, 4-7	Texas Tech*	Lubbock, Texas
3/19	W, 14-7	Texas Tech*	Lubbock, Texas
3/23	W, 4-3	Eastern Michigan	Fayetteville
3/23	W, 8-1	Eastern Michigan	Fayetteville
3/25	W, 1-0	SMU*	Fayetteville
3/26	W, 4-1	SMU*	Fayetteville
3/26	W, 3-1	SMU*	Fayetteville
4/1	L, 2-5	TCU*	Fort Worth, Texas
4/2	W, 3-0	TCU*	Fort Worth, Texas
4/2	W, 6-5	TCU*	Fort Worth, Texas
4/5	W, 4-3	SMS	Fayetteville
4/5	W, 6-3	SMS	Fayetteville
4/8	L, 3-5	Baylor*	Fayetteville
4/9	W, 5-2	Baylor*	Fayetteville
4/9	W, 6-1	Baylor*	Fayetteville
4/11	W, 5-2	Oklahoma	Norman, Okla.
4/11	L, 3-4	Oklahoma	Norman, Okla.
4/15	L, 3-8	Rice*	Houston, Texas
4/16	W, 7-1	Rice*	Houston, Texas
4/16	W, 9-4	Rice*	Houston, Texas
4/19	L, 3-6	Tulsa	Fayetteville
4/19	L, 1-6	Tulsa	Fayetteville
4/22	L, 1-5	Texas*	Fayetteville
4/23	L, 1-7	Texas*	Fayetteville
4/23	W, 1-0	Texas*	Fayetteville
5/13	L, 2-5	Texas A&M!	Austin, Texas
5/14	L, 1-8	Texas!	Austin, Texas

All-Time Results

1979 (49-15; 19-5 2nd SWC)

Norm DeBriyn

Date	Result	Opponent	Location
2/23	W, 7-1	William Jewell	Fayetteville
2/23	W, 13-2	William Jewell	Fayetteville
2/27	W, 5-0	Missouri Southern	Fayetteville
2/27	W, 3-2	Missouri Southern	Fayetteville
3/2	W, 2-0	Texas*	Fayetteville
3/3	L, 2-3	Texas*	Fayetteville
3/3	L, 0-1	Texas*	Fayetteville
3/4	L, 2-3	Southern Illinois	Fayetteville
3/4	L, 5-18	Southern Illinois	Fayetteville
3/5	W, 5-0	Southwest Baptist	Fayetteville
3/5	W, 9-2	Southwest Baptist	Fayetteville
3/6	W, 4-1	Tulsa	Fayetteville
3/6	W, 8-1	Tulsa	Fayetteville
3/9	W, 6-3	Rice*	Houston, Texas
3/10	W, 7-2	Rice*	Houston, Texas
3/10	W, 12-3	Rice*	Houston, Texas
3/16	W, 12-1	Baylor*	Fayetteville
3/17	W, 5-1	Baylor*	Fayetteville
3/17	L, 0-4	Baylor*	Fayetteville
3/19	W, 13-0	Missouri Western	Fayetteville
3/19	W, 7-6 (11)	Missouri Western	Fayetteville
3/23	W, 7-1	TCU*	Fort Worth, Texas
3/24	W, 10-1	TCU*	Fort Worth, Texas
3/24	W, 9-4	TCU*	Fort Worth, Texas
3/26	W, 6-2	Eastern Michigan	Fayetteville
3/26	W, 1-0	Eastern Michigan	Fayetteville
3/27	W, 7-4	Iowa	Fayetteville
3/27	W, 6-0	Eastern Michigan	Fayetteville
3/30	W, 3-1	SMU*	Fayetteville
3/31	W, 3-1	SMU*	Fayetteville
3/31	W, 9-2	SMU*	Fayetteville
4/3	W, 5-1	SMS	Fayetteville
4/3	W, 4-3	SMS	Fayetteville
4/6	L, 8-9	Texas Tech*	Lubbock, Texas
4/7	W, 6-2	Texas Tech*	Lubbock, Texas
4/7	W, 12-9	Texas Tech*	Lubbock, Texas
4/13	W, 4-0	South Dakota	Fayetteville
4/13	W, 7-0	South Dakota	Fayetteville
4/14	W, 7-1	South Dakota	Fayetteville
4/14	W, 8-1	South Dakota	Fayetteville
4/17	L, 2-5	Oral Roberts	Tulsa, Okla.
4/20	W, 5-3	Houston*	Fayetteville
4/21	W, 0-0	Houston*	Fayetteville
4/21	W, 11-10 (8)	Houston*	Fayetteville
4/27	L, 0-6	Texas A&M*	College Station, Texas
4/28	W, 2-0 (11)	Texas A&M*	College Station, Texas
4/28	W, 9-1	Texas A&M*	College Station, Texas
	L, 8-9	Missouri Southern	Joplin, Mo.
	W, 6-5	Missouri Southern	Joplin, Mo.
	L, 6-7	Wichita State	Wichita, Kan.
	L, 4-5	Wichita State	Wichita, Kan.
5/12	W, 6-1	Baylor!	Austin, Texas
5/13	L, 2-6	Texas!	Austin, Texas
5/14	W, 6-2	Texas A&M!	Austin, Texas
5/14	L, 6-12	Texas!	Austin, Texas
5/25	W, 12-11	George Wash+	Tallahassee, Fla.
5/26	W, 9-1	Florida+	Tallahassee, Fla.
5/26	W, 8-6	Delaware+	Tallahassee, Fla.
5/27	W, 4-3	Delaware+	Tallahassee, Fla.
6/1	W, 5-4	Pepperdine#	Omaha, Neb.
6/3	W, 10-3	Arizona#	Omaha, Neb.
6/5	W, 9-4	Texas#	Omaha, Neb.
6/6	L, 10-13	Cal St. Fullerton#	Omaha, Neb.
6/8	L, 1-2	Cal St. Fullerton#	Omaha, Neb.

* - SWC Game

! - SWC Tournament

+ - NCAA East Regional

- College World Series

1980 (44-22; 15-8 3rd SWC)

Norm DeBriyn

Date	Result	Opponent	Location
2/15	W, 9-3	Texas-Pan Am	Edinburg, Texas
2/15	L, 0-2	Texas-Pan Am	Edinburg, Texas
2/16	L, 1-3	Texas-Pan Am	Edinburg, Texas
2/16	L, 0-5	Texas-Pan Am	Edinburg, Texas
2/17	W, 4-2	Texas-Pan Am	Edinburg, Texas
2/17	L, 2-3	Texas-Pan Am	Edinburg, Texas
2/22	W, 15-0	Missouri Southern	Fayetteville
2/22	W, 7-0	Missouri Southern	Fayetteville
2/23	W, 10-0	Tulsa	Fayetteville
2/23	W, 12-0	Tulsa	Fayetteville
2/29	W, 2-0	SMU*	Dallas, Texas
3/1	L, 1-2	SMU*	Dallas, Texas
3/1	L, 1-9	SMU*	Dallas, Texas
3/7	W, 2-1	Texas Tech*	Fayetteville



Arkansas' 1979 team made the school's first appearance in the College World Series and finished second.

3/8	L, 3-5	Texas Tech*	Fayetteville
3/8	W, 9-2	Texas Tech*	Fayetteville
3/9	W, 6-5	Southern Illinois	Fayetteville
3/9	L, 4-8	Southern Illinois	Fayetteville
3/10	W, 11-6	Northwestern Mo. St.	Fayetteville
3/10	W, 7-1	Northwestern Mo. St.	Fayetteville
3/11	L, 3-7	Oral Roberts	Fayetteville
3/11	L, 0-5	Oral Roberts	Fayetteville
3/12	W, 10-3	Southwest Baptist	Fayetteville
3/12	W, 11-1	Southwest Baptist	Fayetteville
3/13	W, 16-2	Baker	Fayetteville
3/13	W, 9-4	Baker	Fayetteville
3/14	W, 8-4	Kansas State	Fayetteville
3/14	W, 8-3	Kansas State	Fayetteville
3/15	W, 9-0	Wisconsin	Fayetteville
3/15	W, 3-0	Wisconsin	Fayetteville
3/16	W, 9-0	Wisconsin	Fayetteville
3/16	W, 9-0	Wisconsin	Fayetteville
3/21	W, 13-6	Houston*	Houston, Texas
3/22	W, 6-12	Houston*	Houston, Texas
3/22	L, 4-11	Houston*	Houston, Texas
3/28	W, 4-2	Texas A&M*	Fayetteville
3/28	L, 5-8	Texas A&M*	Fayetteville
4/1	W, 2-1	Centenary	Fayetteville
4/1	W, 7-5	Centenary	Fayetteville
4/4	W, 2-1	Texas*	Austin, Texas
4/5	L, 3-15	Texas*	Austin, Texas
4/5	W, 8-6	Texas*	Austin, Texas
4/11	W, 14-6	Rice*	Fayetteville
4/12	W, 5-2	Rice*	Fayetteville
4/12	L, 8-9	Rice*	Fayetteville
4/15	W, 8-3	Tulsa	Tulsa, Okla.
4/15	W, 17-6	Tulsa	Tulsa, Okla.
4/18	L, 1-2	Baylor*	Waco, Texas
4/19	W, 3-2	Baylor*	Waco, Texas
4/19	W, 7-6	Baylor*	Waco, Texas
4/23	L, 6-7 (11)	Mississippi St.	Greenville, Miss.
4/25	W, 5-1	TCU*	Fayetteville
4/26	W, 3-2	TCU*	Fayetteville
4/26	W, 18-17	TCU*	Fayetteville
4/29	W, 7-6	Oklahoma State	Tulsa, Okla.
5/3	W, 4-2	Oral Roberts	Tulsa, Okla.
5/4	L, 2-6	Wichita State	Wichita, Kan.
5/4	L, 0-14	Wichita State	Wichita, Kan.
5/7	W, 19-10	Texas A&M!	College Station, Texas
5/8	L, 4-6	Texas!	College Station, Texas
5/9	W, 6-5	Texas Tech!	College Station, Texas
5/9	W, 8-7	Texas!	College Station, Texas
5/10	L, 4-9	Texas!	College Station, Texas
5/22	W, 3-2	Oral Roberts+	Tulsa, Okla.
5/23	L, 0-6	Missouri+	Tulsa, Okla.
5/24	L, 1-7	California+	Tulsa, Okla.

* - SWC Game

! - SWC Tournament

+ - NCAA Midwest Regional

1981 (31-21; 12-9 2nd SWC)

Norm DeBriyn

Date	Result	Opponent	Location
2/21	L, 4-5 (11)	Oklahoma State	Fayetteville
2/24	W, 8-2	Missouri Southern	Fayetteville
2/24	W, 7-4	Missouri Southern	Fayetteville
2/28	W, 25-5	Western Michigan	Lakeland, Fla.
3/1	W, 17-10	Eastern Michigan	Lakeland, Fla.
3/2	W, 7-5	Missouri	Lakeland, Fla.
3/3	L, 5-7	Eastern Michigan	Lakeland, Fla.
3/4	L, 6-8	Missouri	Lakeland, Fla.
3/4	L, 3-5	Florida Southern	Lakeland, Fla.
3/5	W, 13-3	Florida Southern	Lakeland, Fla.
3/6	W, 6-2	Eastern Michigan	Lakeland, Fla.
3/6	W, 9-8	Eastern Michigan	Lakeland, Fla.
3/7	W, 15-11	Western Michigan	Lakeland, Fla.
3/10	L, 3-6	Oral Roberts	Fayetteville
3/10	L, 6-11	Oral Roberts	Fayetteville
3/13	W, 4-1	TCU*	Fort Worth, Texas
3/14	L, 5-6	TCU*	Fort Worth, Texas
3/14	L, 5-6	TCU*	Fort Worth, Texas
3/16	W, 15-2	Missouri Western	Fayetteville
3/16	W, 10-0	Missouri Western	Fayetteville
3/17	W, 20-9	Southwest Baptist	Fayetteville
3/17	W, 8-3	Southwest Baptist	Fayetteville
3/20	W, 11-3	Baylor*	Fayetteville
3/21	W, 3-1	Baylor*	Fayetteville
3/21	W, 12-0	Baylor*	Fayetteville
3/27	W, 3-2	Rice*	Houston, Texas
3/28	L, 4-5	Rice*	Houston, Texas
3/28	L, 3-4	Rice*	Houston, Texas
4/3	W, 7-0	Texas*	Fayetteville



Kevin McReynolds was the Southwest Conference's first triple crown winner in 1980. He was drafted No. 6 overall by the Padres in 1981 and ended his career at Arkansas leading 12 offensive categories.

4/4	L, 4-5	Texas*	Fayetteville
4/4	L, 6-8	Texas*	Fayetteville
4/10	W, 4-0	Texas A&M*	College Station, Texas
4/11	L, 2-9	Texas A&M*	College Station, Texas
4/11	W, 19-6	Texas A&M*	College Station, Texas
4/17	L, 3-5	Houston*	Fayetteville
4/18	W, 15-4	Houston*	Fayetteville
4/18	W, 2-1	Houston*	Fayetteville
4/24	W, 13-4	Texas Tech*	Lubbock, Texas
4/25	W, 8-5	Texas Tech*	Lubbock, Texas
4/25	L, 5-7	Texas Tech*	Lubbock, Texas
4/27	W, 6-4	SMS	Fayetteville
4/27	L, 3-4	SMS	Fayetteville
4/29	L, 6-11	Mississippi St.	Greenville, Miss.
5/1	W, 8-6	Oral Roberts	Tulsa, Okla.
5/2	L, 1-5	Oral Roberts	Tulsa, Okla.
5/2	L, 2-8	Oral Roberts	Tulsa, Okla.
5/15	L, 2-7	Houston!	Austin, Texas
5/16	W, 5-4	Rice!	Austin, Texas
5/17	W, 9-3	Houston!	Austin, Texas
5/18	L, 1-11	Texas!	Austin, Texas

* - SWC Game

! - SWC Tournament

1982 (40-15-2; 13-8 3rd SWC)

Norm DeBriyn

Date	Result	Opponent	Location
2/20	W, 7-2	Missouri Southern	Fayetteville
2/20	W, 14-2	Missouri Southern	Fayetteville
2/26	W, 5-0	Northeastern (Okla.) St.	Fayetteville
2/26	W, 7-1	Northeastern (Okla.) St.	Fayetteville
3/2	L, 0-3	Southern Illinois	Fayetteville
3/2	W, 2-1	Southern Illinois	Fayetteville
3/7	W, 3-1	Northwest Missouri St.	Fayetteville
3/7	W, 4-1	Northwest Missouri St.	Fayetteville
3/8	W, 3-0	Northwest Missouri St.	Fayetteville
3/8	T, 7-7	Northwest Missouri St.	Fayetteville
3/9	W, 12-4	South Dakota	Fayetteville
3/9	W, 10-0	South Dakota	Fayetteville
3/13	W, 3-1	TCU*	Fayetteville
3/13	W, 2-1	TCU*	Fayetteville
3/13	W, 8-4	TCU*	Fayetteville
3/14	W, 11-1	Missouri Western	Fayetteville
3/15	W, 11-0	Missouri Western	Fayetteville
3/15	W, 7-0	Missouri Western	Fayetteville
3/16	W, 5-1	Evangel	Fayetteville
3/16	W, 4-1	Evangel	Fayetteville
3/17	W, 10-2	North Dakota State	Fayetteville
3/17	W, 10-1	North Dakota State	Fayetteville
3/19	W, 8-2	Baylor*	Waco, Texas
3/20	W, 8-7	Baylor*	Waco, Texas
3/20	L, 4-5 (10)	Baylor*	Waco, Texas
3/21	W, 5-3	Indiana	Fayetteville
3/26	T, 4-4 (11)	Rice*	Fayetteville
3/27	W, 2-1	Rice*	Fayetteville
3/27	W, 17-2	Rice*	Fayetteville
3/28	W, 6-1	Rice*	Fayetteville
4/2	W, 8-1	Texas*	Austin, Texas
4/3	L, 5-11	Texas*	Austin, Texas
4/3	L, 2-5	Texas*	Austin, Texas
4/9	W, 6-5	Texas A&M*	Fayetteville
4/10	L, 2-5	Texas A&M*	Fayetteville
4/10	W, 16-9	Texas A&M*	Fayetteville
4/11	W, 7-2	Ole Miss	Fayetteville
4/16	L, 3-7	Houston*	Houston, Texas
4/17	L, 0-2	Houston*	Houston, Texas
4/17	W, 1-0 (10)	Houston*	Houston, Texas
4/20	W, 9-8	SMS	Fayetteville
4/20	W, 6-2	SMS	Fayetteville
4/23	W, 7-6	Texas Tech*	Fayetteville
4/24	L, 3-4	Texas Tech*	Fayetteville
4/24	L, 8-11	Texas Tech*	Fayetteville
4/28	L, 7-8	Mississippi St.	Greenville, Miss.
4/30	W, 4-2	Dallas Baptist	Fayetteville
4/30	W, 6-1	Dallas Baptist	Fayetteville
5/1	L, 1-3	Dallas Baptist	Fayetteville
5/1	W, 7-2	Dallas Baptist	Fayetteville
5/8	W, 10-3	Oral Roberts	Fayetteville
5/8	L, 1-9	Oral Roberts	Fayetteville
5/9	L, 4-9	Oral Roberts	Tulsa, Okla.
5/9	W, 10-4	Oral Roberts	Tulsa, Okla.
5/14	W, 9-6	Houston!	College Station, Texas
5/15	L, 0-8	Texas!	College Station, Texas
5/16	L, 8-9	Houston!	College Station, Texas

* - SWC Game

! - SWC Tournament

1983 (44-21; 13-8 2nd SWC)

Norm DeBriyn

Date	Result	Opponent	Location
2/18	W, 8-7	Texas Wesleyan	Fayetteville
2/19	L, 0-2	Texas Wesleyan	Fayetteville
2/19	W, 11-5	Texas Wesleyan	Fayetteville
2/22	W, 19-3	Northeastern (Okla.) St	Fayetteville
2/25	W, 11-3	Missouri Southern	Fayetteville
2/25	W, 8-6	Missouri Southern	Fayetteville
2/26	W, 10-1	Southwest Baptist	Fayetteville
2/26	W, 8-2	Southwest Baptist	Fayetteville
3/1	L, 3-7	Southern Illinois	Fayetteville
3/1	W, 6-2	Southern Illinois	Fayetteville
3/5	L, 4-11	Oklahoma	Norman, Okla.
3/5	W, 14-3	Oklahoma	Norman, Okla.
3/6	W, 13-4	Oklahoma City	Oklahoma City, Okla.
3/6	W, 7-2	Oklahoma	Norman, Okla.
3/11	W, 8-5	Baylor*	Fayetteville
3/12	W, 5-3	Baylor*	Fayetteville
3/12	L, 2-3	Baylor*	Fayetteville
3/13	W, 12-1	Kansas State	Fayetteville
3/14	W, 9-4	Missouri Western	Fayetteville
3/14	W, 13-2	Missouri Western	Fayetteville
3/15	W, 7-5	Central Mo. State	Fayetteville
3/15	W, 5-0	Central Mo. State	Fayetteville
3/16	W, 12-3	Central Mo. State	Fayetteville
3/16	W, 8-1	Central Mo. State	Fayetteville
3/17	W, 5-0	Notre Dame	Fayetteville
3/19	L, 1-6	Rice*	Houston, Texas
3/19	L, 2-3 (12)	Rice*	Houston, Texas
3/20	W, 7-4 (10)	Rice*	Houston, Texas
3/27	L, 4-9	Texas*	Little Rock, Ark.
3/27	L, 1-6	Texas*	Little Rock, Ark.
3/27	L, 9-11	Texas*	Little Rock, Ark.
4/1	W, 10-8	Texas A&M*	College Station, Texas
4/2	W, 3-0	Texas A&M*	College Station, Texas
4/2	W, 10-9	Texas A&M*	College Station, Texas
4/3	W, 8-5	Minnesota	Fayetteville
4/10	W, 1-0	Houston*	Fayetteville
4/10	L, 8-12	Houston*	Fayetteville
4/11	W, 9-1	Houston*	Fayetteville
4/16	W, 7-1	Texas Tech*	Lubbock, Texas
4/16	W, 8-7	Texas Tech*	Lubbock, Texas
4/17	L, 9-10	Texas Tech*	Lubbock, Texas
4/19	W, 6-3	SMS	Springfield, Mo.
4/19	L, 2-3	SMS	Springfield, Mo.
4/23	W, 4-3	TCU*	Fort Worth, Texas
4/23	W, 10-5	TCU*	Fort Worth, Texas
4/24	W, 9-3	TCU*	Fort Worth, Texas
4/26	L, 2-9	Mississippi St.	Greenville, Miss.
4/27	W, 5-3	Mississippi State	Helena, Ark.
4/29	L, 9-19	Dallas Baptist	Fort Smith, Ark.
4/30	W, 8-4	Dallas Baptist	Fayetteville
4/30	W, 8-7	Dallas Baptist	Fayetteville
5/6	W, 6-3	Oral Roberts	Fayetteville
5/6	W, 11-3	Oral Roberts	Fayetteville
5/7	L, 3-8	Oral Roberts	Tulsa, Okla.
5/7	W, 4-1	Oral Roberts	Tulsa, Okla.
5/13	W, 4-3	Houston!	Austin, Texas
5/14	L, 2-9	Texas!	Austin, Texas
5/15	W, 9-7	Houston!	Austin, Texas
5/15	W, 5-4	Texas!	Austin, Texas
5/16	L, 0-14	Texas!	Austin, Texas
5/20	L, 3-5	Coastal Carolina	Fayetteville
5/21	L, 7-13	Coastal Carolina	Fayetteville
5/21	W, 6-4	Coastal Carolina	Fayetteville
5/26	L, 3-6	Oral Roberts+	Stillwater, Okla.
5/27	L, 6-7	Wichita State+	Stillwater, Okla.

All-Time Results

1984 (40-16; 12-9 4th SWC)

Norm DeBriyn

Date	Result	Opponent	Location
2/17	W, 6-2	Texas Wesleyan	Fayetteville
2/18	W, 9-8	Texas Wesleyan	Fayetteville
2/18	W, 13-5	Texas Wesleyan	Fayetteville
2/25	W, 3-2	Eastern Michigan	Lakeland, Fla.
2/26	L, 10-15	Western Michigan	Lakeland, Fla.
2/27	L, 0-4	Missouri	Lakeland, Fla.
2/29	W, 8-1	Eastern Michigan	Lakeland, Fla.
3/1	W, 13-8	Western Michigan	Lakeland, Fla.
3/1	W, 5-1	Florida Southern	Lakeland, Fla.
3/2	W, 9-4	Western Michigan	Lakeland, Fla.
3/2	W, 4-1	Eastern Michigan	Lakeland, Fla.
3/10	W, 3-2	Indiana State	Fayetteville
3/10	W, 7-3	Indiana State	Fayetteville
3/11	W, 6-3	Indiana State	Fayetteville
3/13	W, 18-5	Illinois	Fayetteville
3/14	W, 6-5	Illinois	Fayetteville
3/16	W, 10-9	Baylor*	Waco, Texas
3/17	L, 7-8	Baylor*	Waco, Texas
3/17	W, 10-3	Baylor*	Waco, Texas
3/19	W, 8-2	Dallas Baptist	Fayetteville
3/20	L, 3-6	Dallas Baptist	Fayetteville
3/20	W, 3-0	Dallas Baptist	Fayetteville
3/21	W, 21-0	Southwest Baptist	Fayetteville
3/21	W, 33-4	Southwest Baptist	Fayetteville
3/22	W, 6-0	Eastern Illinois	Fayetteville
3/22	W, 16-2	Eastern Illinois	Fayetteville
3/23	W, 6-2	School of Ozarks	Fayetteville
3/25	W, 5-3	Rice*	Fayetteville
3/25	W, 6-3	Rice*	Fayetteville
3/26	L, 2-7	Rice*	Fayetteville
3/30	L, 2-5	Texas*	Austin, Texas
3/31	L, 5-7	Texas*	Austin, Texas
3/31	W, 13-4	Texas*	Austin, Texas
4/6	L, 8-10	Texas A&M*	Fayetteville
4/7	W, 1-0	Texas A&M*	Fayetteville
4/7	W, 4-0	Texas A&M*	Fayetteville
4/9	W, 12-1	Missouri Southern	Fayetteville
4/14	L, 5-6	Houston*	Houston, Texas
4/14	W, 17-4	Houston*	Houston, Texas
4/15	L, 3-4	Houston*	Houston, Texas
4/17	W, 9-5	SMS	Fayetteville
4/17	W, 5-1	SMS	Fayetteville
4/20	L, 6-8	Texas Tech*	Fayetteville
4/21	L, 8-9	Texas Tech*	Fayetteville
4/21	W, 9-7	Texas Tech*	Fayetteville
4/24	L, 8-9	Mississippi St.	Greenville, Miss.
4/25	W, 10-9 (10)	Mississippi St.	Little Rock, Ark.
4/28	W, 6-5	TCU*	Fayetteville
4/28	W, 8-5	TCU*	Fayetteville
4/29	W, 6-5 (10)	TCU*	Fayetteville
5/4	W, 13-1	Oral Roberts	Fayetteville
5/4	W, 12-4	Oral Roberts	Fayetteville
5/5	L, 8-9	Oral Roberts	Tulsa, Okla.
5/5	W, 3-1	Oral Roberts	Tulsa, Okla.
5/11	L, 1-8	Texas!	Austin, Texas
5/12	L, 1-8	Rice!	Austin, Texas

* - SWC Game
! - SWC Tournament

1985 (51-15; 13-7 3rd SWC)

Norm DeBriyn

Date	Result	Opponent	Location
2/9	L, 2-5	Miami (Fla.)	Coral Gables, Fla.
2/9	L, 1-2	Miami (Fla.)	Coral Gables, Fla.
2/10	L, 0-4	Miami (Fla.)	Coral Gables, Fla.
2/16	W, 4-0	Oklahoma City	Fayetteville
2/16	W, 20-13	Oklahoma City	Fayetteville
2/17	W, 5-2	Oklahoma City	Fayetteville
2/22	W, 5-1	Kansas State	Fayetteville
2/25	W, 12-1	Missouri Southern	Fayetteville
2/25	W, 8-3	Missouri Southern	Fayetteville
3/1	W, 15-4	Lubbock Christian	Fayetteville
3/2	W, 15-1	Lubbock Christian	Fayetteville
3/2	W, 4-1	Lubbock Christian	Fayetteville
3/3	W, 11-3	Northwest Missouri St.	Fayetteville
3/4	W, 18-8	Northeast Missouri St.	Fayetteville
3/5	W, 15-6	Southeast Okla. St.	Fayetteville
3/8	W, 9-7	Indiana State	Fayetteville
3/9	W, 7-2	Indiana State	Fayetteville
3/9	W, 3-1	Indiana State	Fayetteville
3/17	W, 8-4	Rice*	Houston, Texas
3/17	L, 2-13	Rice*	Houston, Texas
3/18	W, 10-0	Missouri Western	Fayetteville
3/18	W, 4-0	Missouri Western	Fayetteville
3/19	W, 4-3	School of Ozarks	Fayetteville
3/19	W, 6-0	School of Ozarks	Fayetteville
3/22	W, 5-4	Texas*	Fayetteville
3/23	W, 2-1	Texas*	Fayetteville
3/23	L, 3-13	Texas*	Fayetteville
3/26	L, 1-3	Oklahoma St.	Stillwater, Okla.
3/29	L, 2-6	Texas A&M*	College Station, Texas
3/31	W, 6-4	Texas A&M*	College Station, Texas
3/31	W, 15-4	Texas A&M*	College Station, Texas
4/2	L, 6-14	Oklahoma State	Fayetteville
4/5	W, 16-12	Houston*	Fayetteville
4/6	W, 5-4	Houston*	Fayetteville
4/6	L, 9-10	Houston*	Fayetteville
4/12	W, 14-4	Texas Tech*	Lubbock, Texas
4/13	W, 14-11	Texas Tech*	Lubbock, Texas
4/13	W, 22-5	Texas Tech*	Lubbock, Texas
4/16	W, 6-5	SMS	Fayetteville
4/19	W, 19-7	TCU*	Fort Worth, Texas
4/20	L, 3-4	TCU*	Fort Worth, Texas
4/20	W, 12-6	TCU*	Fort Worth, Texas

4/26	L, 6-7	Baylor*	Fayetteville
4/27	W, 5-4	Baylor*	Fayetteville
4/27	L, 8-11	Baylor*	Fayetteville
4/30	L, 2-16	Mississippi St.	Greenville, Miss.
5/1	W, 13-1	Mississippi St.	Little Rock, Ark.
5/3	W, 10-4	Kansas	Fayetteville
5/4	W, 6-5	Kansas	Fayetteville
5/4	W, 6-2	Kansas	Fayetteville
5/6	W, 14-4	Oklahoma Christian	Fayetteville
5/9	W, 6-4	Oral Roberts	Fayetteville
5/10	W, 5-1	Oral Roberts	Fayetteville
5/11	W, 9-5	Oral Roberts	Tulsa, Okla.
5/15	W, 11-2	Louisiana-Lafayette!	Fayetteville
5/17	W, 6-4	Baylor!	Fayetteville
5/18	W, 9-5	Texas!	Fayetteville
5/19	W, 10-6	Texas!	Fayetteville
5/23	W, 20-13	Eastern Kent.*	Tallahassee, Fla.
5/24	W, 13-9	George Mason*	Tallahassee, Fla.
5/25	W, 7-6	Florida State*	Tallahassee, Fla.
5/26	W, 7-5	Georgia Tech*	Tallahassee, Fla.
5/31	W, 1-0	South Carolina#	Omaha, Neb.
6/3	L, 4-5	Mississippi State#	Omaha, Neb.
6/6	W, 10-4	Stanford#	Omaha, Neb.
6/8	L, 7-8	Texas#	Omaha, Neb.

* - SWC Game
! - SWC Tournament
+ - NCAA South II Regional
- College World Series

1986 (43-17; 15-6 3rd SWC)

Norm DeBriyn

Date	Result	Opponent	Location
2/15	W, 10-0	North Texas	Fayetteville
2/15	W, 9-0	North Texas	Fayetteville
2/16	W, 26-1	North Texas	Fayetteville
2/20	L, 7-8	Kansas State	Fayetteville
2/22	L, 7-8	LSU	Baton Rouge, La.
2/23	W, 7-6	LSU	Baton Rouge, La.
2/24	L, 0-3	Tulane	New Orleans, La.
2/25	L, 3-5	Nicholls State	Thibodaux, La.
2/26	L, 3-5	La-Lafayette	Lafayette, La.
2/27	W, 12-2	Louisiana Tech	Ruston, La.
3/1	W, 6-2	Memphis	Little Rock, Ark.
3/8	W, 6-5 (10)	Wichita State	Fayetteville
3/9	L, 1-5	Indiana State	Fayetteville
3/9	W, 2-1	Indiana State	Fayetteville
3/10	W, 12-3	Indiana State	Fayetteville
3/11	W, 12-0	Missouri Western	Fayetteville
3/15	W, 6-0	Rice*	Fayetteville
3/15	W, 10-5	Rice*	Fayetteville
3/15	W, 15-7	Rice*	Fayetteville
3/16	W, 4-0	Iowa State	Fayetteville
3/17	W, 12-5	Western Illinois	Fayetteville
3/18	W, 7-2	Western Illinois	Fayetteville
3/19	W, 14-3	Wisconsin-Osh Kosh	Fayetteville
3/19	W, 4-3	Wisconsin-Osh Kosh	Fayetteville
3/21	L, 0-8	Texas*	Austin, Texas
3/22	W, 3-0	Texas*	Austin, Texas
3/22	L, 3-12	Texas*	Austin, Texas
3/23	W, 18-8	Evansville	Fayetteville
3/24	W, 4-0	Evansville	Fayetteville
3/25	W, 9-8	Evansville	Fayetteville
3/28	L, 0-6	Texas A&M*	Fayetteville
3/29	W, 10-0	Texas A&M*	Fayetteville
3/29	L, 2-5	Texas A&M*	Fayetteville
4/1	L, 9-11	Oklahoma State	Fayetteville
4/4	W, 15-6	Houston*	Houston, Texas
4/5	W, 3-2	Houston*	Houston, Texas
4/5	W, 10-6	Houston*	Houston, Texas
4/8	W, 6-2	SMS	Fayetteville
4/11	W, 20-3	Texas Tech*	Fayetteville
4/12	W, 9-4	Texas Tech*	Fayetteville
4/12	W, 8-3	Texas Tech*	Fayetteville
4/15	L, 7-8	Oklahoma State	Stillwater, Okla.
4/18	W, 13-3	TCU*	Fayetteville
4/20	W, 7-6	TCU*	Fayetteville
4/20	W, 6-5 (10)	TCU*	Fayetteville
4/21	W, 15-4	Northeastern (Okla.) St.	Fayetteville
4/25	L, 8-10	Baylor*	Waco, Texas
4/26	L, 4-6	Baylor*	Waco, Texas
4/26	W, 10-7	Baylor*	Waco, Texas
4/30	W, 4-1	Missouri Southern	Fayetteville
5/2	W, 9-3	Murray State	Fayetteville
5/3	W, 3-2	Murray State	Fayetteville
5/8	W, 7-5	Oral Roberts	Fayetteville
5/9	W, 15-6	Oral Roberts	Tulsa, Okla.
5/11	W, 12-3	Wichita State	Wichita, Kan.
5/12	W, 9-8 (12)	Oral Roberts	Tulsa, Okla.
5/16	L, 0-4	Texas A&M!	College Station, Texas
5/22	W, 4-3	Oregon State+	Stillwater, Okla.
5/23	L, 0-2	Stanford+	Stillwater, Okla.
5/24	L, 0-1	Oregon State+	Stillwater, Okla.


* - SWC Game
! - SWC Tournament
+ - NCAA Midwest Regional

1987 (51-16-1; 17-4 2nd SWC)

Norm DeBriyn

Date	Result	Opponent	Location
2/14	W, 3-1	Memphis	Memphis, Tenn.
2/14	L, 2-2	Memphis	Memphis, Tenn.
2/21	W, 21-5	Memphis	Fayetteville
2/22	W, 14-7	Memphis	Fayetteville
2/23	W, 4-3	Missouri Southern	Fayetteville
2/23	W, 13-10	Missouri Southern	Fayetteville
2/25	L, 4-6	Hawaii Pacific	Honolulu, Hawaii
2/26	W, 10-7	Hawaii Pacific	Honolulu, Hawaii
2/27	L, 4-8	Hawaii	Honolulu, Hawaii
2/28	L, 5-6 (10)	Hawaii	Honolulu, Hawaii
3/1	W, 9-7 (10)	Hawaii	Honolulu, Hawaii
3/2	W, 7-4	Hawaii	Honolulu, Hawaii
3/6	L, 3-4	Kansas State	Fayetteville
3/7	W, 12-7	Kansas State	Fayetteville
3/8	W, 13-4	North Texas	Fayetteville
3/9	W, 13-3	Lubbock Christian	Fayetteville
3/10	W, 20-10	Saint Louis	Fayetteville
3/11	W, 9-0	Saint Louis	Fayetteville
3/11	W, 15-5	Saint Louis	Fayetteville
3/13	W, 10-3	Northern Iowa	Fayetteville
3/14	W, 8-3	Western Kentucky	Fayetteville
3/15	W, 5-2	Western Kentucky	Fayetteville
3/15	L, 5-11	Washington State	Fayetteville
3/20	W, 17-10	Texas A&M*	College Station, Texas
3/21	W, 8-2	Texas A&M*	College Station, Texas
3/21	W, 7-3	Texas A&M*	College Station, Texas
3/25	L, 1-8	Oklahoma State	Stillwater, Okla.
3/27	L, 3-4	Houston*	Fayetteville
3/28	W, 10-3	Houston*	Fayetteville
3/28	W, 12-6	Houston*	Fayetteville
3/31	W, 11-2	Missouri-St. Louis	Fayetteville
3/31	W, 14-2	Missouri-St. Louis	Fayetteville
4/3	W, 2-0	Texas Tech*	Lubbock, Texas
4/4	W, 8-6	Texas Tech*	Lubbock, Texas
4/4	W, 9-0	Texas Tech*	Lubbock, Texas
4/7	W, 16-2	Evangel	Fayetteville
4/10	W, 9-7	TCU*	Fort Worth, Texas
4/11	L, 6-7	TCU*	Fort Worth, Texas
4/11	W, 13-7	TCU*	Fort Worth, Texas
4/15	W, 12-11	Oklahoma	Fayetteville
4/17	W, 5-3	Baylor*	Fayetteville
4/18	W, 8-0	Baylor*	Fayetteville
4/18	W, 6-5	Baylor*	Fayetteville
4/20	W, 12-1	School of Ozarks	Fayetteville
4/21	W, 9-8	Oklahoma State	Fayetteville
4/24	W, 4-3	Rice*	Houston, Texas
4/25	W, 5-1	Rice*	Houston, Texas
4/25	W, 3-0	Rice*	Houston, Texas
4/28	W, 14-10	Southeast Okla. State	Fayetteville
4/29	W, 20-5	Missouri Southern	Fayetteville
5/1	L, 5-9	Texas*	Fayetteville
5/2	W, 9-3	Texas*	Fayetteville
5/2	L, 1-4	Texas*	Fayetteville
5/7	W, 14-4	Oral Roberts	Fayetteville
5/8	W, 17-5	Oral Roberts	Fayetteville
5/10	L, 2-10	Oral Roberts	Tulsa, Okla.
5/10	L, 11-12 (10)	Missouri	Columbia, Mo.
5/15	W, 4-3	Texas A&M!	Austin, Texas
5/17	L, 3-10	Texas!	Austin, Texas
5/17	W, 14-9	Houston!	Austin, Texas
5/18	L, 2-3	Texas!	Austin, Texas
5/22	W, 10-7	Middle Tenn.+	Huntsville, Ala.
5/22	W, 7-2	West Virginia+	Huntsville, Ala.
5/23	W, 6-5 (10)	Clemson+	Huntsville, Ala.
5/24	W, 4-2	Clemson+	Huntsville, Ala.
5/30	L, 6-13	Texas#	Omaha, Neb.
5/31	W, 5-4	Georgia#	Omaha, Neb.
6/3	L, 2-5	LSU#	Omaha, Neb.

* - SWC Game
! - SWC Tournament
+ - NCAA South I Regional
- College World Series



Jeff King was the heart of a dangerous Razorback lineup in the mid-1980s. He finished his career as the all-time leader in home runs, RBI, runs scored and total bases. King was the No. 1 overall pick of the Pirates in the 1986 MLB Draft.

1988 (39-23; 12-9 3rd SWC)

Norm DeBriyn

Date	Result	Opponent	Location
2/13	W, 12-4	Missouri Southern	Fayetteville
2/14	W, 17-5	Missouri Southern	Fayetteville
2/18	L, 11-12	Arizona	Tucson, Ariz.
2/19	L, 3-4	Arizona	Tucson, Ariz.
2/20	W, 7-2	Arizona	Tucson, Ariz.
2/27	W, 12-3	Kansas	Fayetteville
2/27	W, 19-4	Kansas	Fayetteville
2/28	W, 5-3	Kansas	Fayetteville
3/4	W, 8-7	Kansas State	Fayetteville
3/5	W, 9-5	Kansas State	Fayetteville
3/6	W, 10-1	North Texas	Fayetteville
3/7	W, 5-4	North Texas	Fayetteville
3/7	W, 6-5	North Texas	Fayetteville
3/9	W, 9-0	Benedictine	Fayetteville
3/12	L, 9-1	Indiana State	Fayetteville
3/12	L, 9-13	Indiana State	Fayetteville
3/13	W, 4-4	Nebraska	Fayetteville
3/13	L, 5-8	Nebraska	Fayetteville
3/16	W, 16-3	Wisconsin-Osh Kosh	Fayetteville
3/18	W, 4-2	Louisiana Tech	Shreveport, La.
3/19	L, 4-5	Oklahoma State	Shreveport, La.
3/20	W, 12-2	Centenary	Shreveport, La.
3/21	W, 6-0	Northern Iowa	Fayetteville
3/22	W, 17-0	Northern Iowa	Fayetteville
3/22	W, 15-2	Northern Iowa	Fayetteville

All-Time Results

1989 (51-16; 17-4 T-1st SWC)

Norm DeBriyn

Date	Result	Opponent	Location
2/19	W, 5-1	Wichita State	Fayetteville
2/24	W, 6-2	Missouri Southern	Fayetteville
2/25	W, 3-2	Kansas	Fayetteville
2/25	W, 7-0	Kansas	Fayetteville
2/26	W, 18-4	Kansas	Fayetteville
2/28	W, 8-4	Kentucky	Lakeland, Fla.
3/1	W, 2-1	Penn State	Lakeland, Fla.
3/1	L, 2-6	Kentucky	Lakeland, Fla.
3/2	L, 2-6	Western Michigan	Lakeland, Fla.
3/3	W, 8-2	Eckerd	Lakeland, Fla.
3/4	W, 15-0	Western Michigan	Lakeland, Fla.
3/10	W, 1-0	Iowa State	Fayetteville
3/11	W, 9-4	Iowa State	Fayetteville
3/12	W, 4-1	Nebraska	Fayetteville
3/13	W, 9-1	Stephen F. Austin	Fayetteville
3/14	W, 13-4	Wisconsin-Osh Kosh	Fayetteville
3/15	W, 9-4	Wisconsin-Osh Kosh	Fayetteville
3/17	W, 3-2	Northwestern St.	Shreveport, La.
3/18	L, 2-10	Oklahoma State	Shreveport, La.
3/19	L, 4-8	La-Lafayette	Shreveport, La.
3/20	W, 14-4	Northern Iowa	Fayetteville
3/21	W, 12-1	Southwest Baptist	Fayetteville
3/22	W, 14-5	School of Ozarks	Fayetteville
3/22	W, 10-0	School of Ozarks	Fayetteville
3/24	W, 10-1	Houston*	Fayetteville
3/25	W, 3-0	Houston*	Fayetteville
3/25	W, 8-3	Houston*	Fayetteville
3/27	W, 11-3	St. Olaf	Fayetteville
3/31	W, 12-0	Texas Tech*	Lubbock, Texas
4/1	W, 3-2	Texas Tech*	Lubbock, Texas
4/1	W, 6-5	Texas Tech*	Lubbock, Texas
4/4	W, 10-4	Oklahoma State	Stillwater, Okla.
4/5	W, 6-4	Evangel	Fayetteville
4/7	W, 5-4	TCU*	Fort Worth, Texas
4/8	W, 8-6	TCU*	Fort Worth, Texas
4/8	W, 11-3	TCU*	Fort Worth, Texas
4/9	W, 11-1	Southeastern (Okla.) St.	Fayetteville
4/10	L, 8-10	Dallas Baptist	Fayetteville
4/11	W, 7-4	Missouri	Columbia, Mo.
4/14	W, 8-4	Baylor*	Fayetteville
4/15	W, 9-1	Baylor*	Fayetteville
4/15	W, 10-3	Baylor*	Fayetteville
4/19	W, 9-8	Northeastern (Okla.) St.	Fayetteville
4/21	W, 10-2	Rice*	Houston, Texas
4/22	L, 1-3	Rice*	Houston, Texas
4/22	W, 8-4	Rice*	Houston, Texas
4/26	L, 2-3	Oklahoma	Fayetteville
4/28	L, 4-5	Texas*	Fayetteville
4/29	W, 8-4	Texas*	Fayetteville
4/29	W, 14-7	Texas*	Fayetteville
4/30	W, 9-4	Kansas State	Fayetteville
5/1	L, 2-7	Kansas State	Fayetteville
5/5	W, 11-9 (16)	Texas A&M*	College Station, Texas
5/6	L, 2-3	Texas A&M*	College Station, Texas
5/7	L, 0-9	Texas A&M*	College Station, Texas
5/10	W, 10-6	Oklahoma State	Fayetteville
5/18	L, 3-8	Texas!	College Station, Texas
5/19	W, 5-4	Houston!	College Station, Texas
5/20	L, 1-9	Texas!	College Station, Texas
5/25	L, 5-7	Le Moyne+	Waterbury, Conn.
5/26	W, 8-2	George Wa.+	Waterbury, Conn.
5/28	W, 9-2	Illinois+	Waterbury, Conn.
5/29	W, 1-0	Arizona St.+	Waterbury, Conn.
5/29	W, 6-5	Le Moyne+	Waterbury, Conn.
6/2	L, 1-3	Wichita State#	Omaha, Neb.
6/4	W, 7-3	North Carolina#	Omaha, Neb.
6/6	L, 4-8	Wichita State#	Omaha, Neb.

* - SWC Game
! - SWC Tournament
+ - NCAA Midwest Regional
- College World Series

1990 (47-15; 16-5 1st SWC)

Norm DeBriyn

Date	Result	Opponent	Location
2/16	W, 12-6	Missouri Southern	Fayetteville
2/17	W, 2-1	Kansas State	Fayetteville
2/17	W, 5-1	Kansas State	Fayetteville
2/18	L, 4-5	Kansas State	Fayetteville
2/24	L, 4-10	Kansas	Fayetteville
2/25	W, 3-2	Kansas	Fayetteville
3/2	W, 12-11	SMS	Fayetteville
3/3	W, 14-4	Saint Louis	Fayetteville
3/3	W, 10-7	Saint Louis	Fayetteville
3/4	W, 9-1	Northwood Inst.	Fayetteville
3/8	W, 17-9	Northwest Mo. St.	Fayetteville
3/9	W, 8-1	Wisconsin	Fayetteville
3/9	L, 4-6	Wisconsin	Fayetteville
3/10	W, 9-0	Wisconsin	Fayetteville
3/10	W, 16-2	Wisconsin	Fayetteville
3/12	W, 5-1	George Washington	Fresno, Calif.
3/13	L, 5-6	BYU	Fresno, Calif.
3/14	W, 7-4	Gonzaga	Fresno, Calif.
3/15	W, 14-0	Maine	Fresno, Calif.
3/16	W, 9-2	Eastern Michigan	Fresno, Calif.
3/17	W, 6-4	Fresno State	Fresno, Calif.
3/19	W, 7-5	Wisconsin-Osh Kosh	Fayetteville
3/20	W, 13-2	Wisconsin-Osh Kosh	Fayetteville
3/21	W, 6-3	Louisiana Tech	Fayetteville
3/21	W, 4-1	Louisiana Tech	Fayetteville
3/23	W, 6-1	Houston*	Houston, Texas
3/24	W, 6-4	Houston*	Houston, Texas
3/24	L, 0-6	Houston*	Houston, Texas
3/27	W, 8-3	Evangel	Fayetteville

3/30	W, 6-5	Texas Tech*	Fayetteville
3/31	W, 7-6	Texas Tech*	Fayetteville
3/31	W, 12-4	Texas Tech*	Fayetteville
4/1	W, 4-2	Indiana State	Fayetteville
4/4	L, 1-5	School of Ozarks	Fayetteville
4/6	W, 10-3	TCU*	Fayetteville
4/7	W, 4-3	TCU*	Fayetteville
4/7	W, 7-3	TCU*	Fayetteville
4/8	W, 9-5	Centenary	Fayetteville
4/13	W, 13-3	Baylor*	Waco, Texas
4/14	L, 1-2	Baylor*	Waco, Texas
4/14	W, 3-2	Baylor*	Waco, Texas
4/16	W, 10-6	Dallas Baptist	Fayetteville
4/17	W, 12-5	Northeastern State	Fayetteville
4/18	W, 7-2	SMS	Fayetteville
4/20	W, 9-1	Rice*	Fayetteville
4/21	L, 1-2 (II)	Rice*	Fayetteville
4/21	W, 6-5	Rice*	Fayetteville
4/23	W, 10-3	Oral Roberts	Fayetteville
4/24	W, 7-5	Oklahoma St.	Stillwater, Okla.
4/27	W, 13-11	Texas*	Austin, Texas
4/28	L, 3-4	Texas*	Austin, Texas
4/28	W, 6-5	Texas*	Austin, Texas
5/5	L, 3-4	Texas A&M*	Fayetteville
5/5	W, 6-2	Texas A&M*	Fayetteville
5/6	W, 13-4	Texas A&M*	Fayetteville
5/12	W, 6-4	Wichita State	Wichita, Kan.
5/13	L, 0-3	Wichita State	Wichita, Kan.
5/17	W, 7-5	Rice!	Austin, Texas
5/18	L, 4-11	Texas!	Austin, Texas
5/19	L, 1-7	Houston!	Austin, Texas
5/25	L, 5-8	Fordham+	Wichita, Kan.
5/26	L, 6-7	Wichita State+	Wichita, Kan.

* - SWC Game
! - SWC Tournament Game
+ - NCAA Midwest Regional

1991 (40-22; 10-11 T-4th SWC)

Norm DeBriyn

Date	Result	Opponent	Location
2/12	W, 6-2	Northeastern (Okla.) St.	Fayetteville
2/15	W, 7-5	Missouri Southern	Fayetteville
2/16	L, 0-6	Kansas State	Fayetteville
2/16	W, 3-2	Kansas State	Fayetteville
2/17	W, 3-2 (10)	Kansas State	Fayetteville
2/19	W, 15-5	School of Ozarks	Fayetteville
2/21	W, 2-1	Oral Roberts	Fayetteville
2/22	W, 8-1	Kansas	Fayetteville
2/23	W, 6-5	Kansas	Fayetteville
2/24	W, 17-3	Kansas	Fayetteville
2/27	W, 12-2	Hawaii Pacific	Honolulu, Hawaii
2/28	W, 5-4	Hawaii Pacific	Honolulu, Hawaii
3/1	L, 3-9	Hawaii	Honolulu, Hawaii
3/2	W, 17-9	Hawaii	Honolulu, Hawaii
3/2	L, 1-2	Hawaii	Honolulu, Hawaii
3/6	W, 4-3	Nebraska	Fayetteville
3/6	L, 3-5	Nebraska	Fayetteville
3/8	L, 3-4	Rice*	Houston, Texas
3/9	W, 8-4	Rice*	Houston, Texas
3/9	L, 8-9	Rice*	Houston, Texas
3/11	W, 6-5	Eastern Michigan	Fayetteville
3/12	W, 12-4	Eastern Michigan	Fayetteville
3/13	W, 7-5	Northwest Missouri St.	Fayetteville
3/14	W, 8-3	New Mexico St.	Shreveport, La.
3/15	L, 2-3	New Orleans	Shreveport, La.
3/16	L, 2-11	La-Lafayette	Shreveport, La.
3/17	W, 7-3	Centenary	Shreveport, La.
3/18	W, 3-0	Wisconsin-Osh Kosh	Fayetteville
3/19	L, 5-9	Oklahoma State	Stillwater, Okla.
3/20	W, 11-2	Oklahoma	Norman, Okla.
3/22	L, 3-9	Texas A&M*	College Station, Texas
3/23	L, 0-2	Texas A&M*	College Station, Texas
3/23	W, 7-4	Texas A&M*	College Station, Texas
3/27	W, 14-2	Lamar	Fayetteville
3/28	W, 6-5	Lamar	Fayetteville
3/29	L, 3-4	Houston*	Fayetteville
3/30	W, 6-2	Houston*	Fayetteville
3/30	L, 5-6	Houston*	Fayetteville
4/2	W, 10-0	Evangel	Fayetteville
4/5	L, 1-4	Texas Tech*	Lubbock, Texas
4/6	W, 18-10	Texas Tech*	Lubbock, Texas
4/6	W, 6-2	Texas Tech*	Lubbock, Texas
4/8	W, 6-2	Central Oklahoma	Fayetteville
4/9	W, 9-4	Oklahoma State	Fayetteville
4/12	L, 1-4	TCU*	Fort Worth, Texas
4/13	W, 12-2	TCU*	Fort Worth, Texas
4/14	W, 12-6	TCU*	Fort Worth, Texas
4/16	L, 3-11	Missouri	Columbia, Mo.
4/19	W, 13-5	Baylor*	Fayetteville
4/20	W, 7-6	Baylor*	Fayetteville
4/20	L, 6-7	Baylor*	Fayetteville
4/22	L, 4-7	Dallas Baptist	Fayetteville
4/24	W, 1-0	SMS	Fayetteville
4/26	L, 3-7	Indiana State	Terre Haute, Ind.
4/27	W, 6-5	Indiana State	Terre Haute, Ind.
4/27	W, 8-3	Indiana State	Terre Haute, Ind.
4/30	L, 4-6	SMS	Springfield, Mo.
5/3	L, 2-4	Texas*	Fayetteville
5/4	L, 2-3	Texas*	Fayetteville
5/4	W, 4-2	Texas*	Fayetteville
5/11	W, 10-1	Wichita State	Fayetteville
5/12	W, 6-5	Wichita State	Fayetteville

* - SWC Game

1992 (31-26; 10-13 3rd SEC West)

Norm DeBriyn

Date	Result	Opponent	Location
2/14	W, 12-1	Missouri Southern	Fayetteville
2/15	L, 13-18	Kansas State	Fayetteville
2/15	W, 13-0	Kansas State	Fayetteville
2/16	W, 19-9	Kansas State	Fayetteville
2/21	W, 13-5	Kansas	Fayetteville
2/22	L, 4-7	Kansas	Fayetteville
2/23	L, 1-4	Kansas	Fayetteville
2/28	W, 9-1	Central Missouri St.	Fayetteville
2/29	W, 6-5 (II)	Northwestern State	Fayetteville
3/1	W, 7-2	Northwestern State	Fayetteville
3/4	W, 15-8	SMS	Fayetteville
3/6	W, 14-3	Illinois State	Fayetteville
3/7	W, 6-5 (10)	Illinois State	Fayetteville
3/8	W, 15-4	Illinois State	Fayetteville
3/12	L, 1-6	Gonzaga	Seattle, Wash.
3/13	L, 4-8	Washington State	Seattle, Wash.
3/14	W, 1-0	Tennessee	Seattle, Wash.
3/15	W, 8-1	Pacific Lutheran	Seattle, Wash.
3/16	L, 7-11	Kansas State	Manhattan, Kan.
3/17	L, 5-6	Kansas	Lawrence, Kan.
3/18	L, 2-3	Wisconsin-Osh Kosh	Fayetteville
3/21	W, 1-0	Georgia*	Athens, Ga.
3/21	W, 5-3	Georgia*	Athens, Ga.
3/25	L, 3-5	Oral Roberts	Fayetteville
3/26	W, 13-3	School of Ozarks	Fayetteville
3/28	W, 8-3	South Carolina*	Fayetteville
3/28	W, 7-2	South Carolina*	Fayetteville
3/29	L, 11-20	South Carolina*	Fayetteville
3/30	W, 10-0	Evangel	Fayetteville
3/31	L, 4-7	Oklahoma State	Fayetteville
4/4	L, 6-14	Kentucky*	Lexington, Ky.
4/4	W, 10-9	Kentucky*	Lexington, Ky.
4/5	L, 7-10	Kentucky*	Lexington, Ky.
4/7	W, 5-4	Wichita State	Wichita, Kan.
4/8	L, 4-22	Wichita State	Wichita, Kan.
4/11	W, 9-7	Auburn*	Fayetteville
4/11	W, 4-1	Auburn*	Fayetteville
4/12	L, 4-14	Auburn*	Fayetteville
4/14	W, 6-5	Northeastern St.	Fayetteville
4/18	L, 2-12	LSU*	Baton Rouge, La.
4/18	L, 4-12	LSU*	Baton Rouge, La.
4/19	L, 4-8	LSU*	Baton Rouge, La.
4/21	W, 9-8 (10)	Centenary	Fayetteville
4/23	W, 13-3	Dallas Baptist	Fayetteville
4/25	L, 0-2	Mississippi State*	Starkville, Miss.
4/25	L, 2-3	Mississippi St.*	Starkville, Miss.
4/26	L, 6-7	Mississippi St.*	Starkville, Miss.
4/30	W, 12-10	SMS	Springfield, Mo.
5/2	L, 2-11	Alabama*	Fayetteville
5/2	L, 3-4	Alabama*	Fayetteville
5/3	W, 7-3	Alabama*	Fayetteville
5/9	L, 4-8	Ole Miss*	Fayetteville
5/9	W, 15-3	Ole Miss*	Fayetteville
5/10	W, 10-0	Ole Miss*	Fayetteville
5/13	W, 8-6	S. Carolina!	New Orleans, La.
5/14	L, 1-8	LSU!	New Orleans, La.
5/15	L, 5-9	S. Carolina!	New Orleans, La.

* - SEC Game

! - SEC Tournament

1993 (33-26; 11-16 4th SEC West)

Norm DeBriyn

Date	Result	Opponent	Location
2/13	W, 17-1	Missouri Southern	Fayetteville
2/14	W, 10-5	Missouri Southern	Fayetteville
2/21	W, 10-1	Kansas State	Fayetteville
2/22	W, 21-5	Southwest Baptist	Fayetteville
2/27	L, 1-3	Kansas	Fayetteville
2/27	W, 6-4	Kansas	Fayetteville
2/28	W, 9-2	Kansas	Fayetteville
3/5	W, 11-4	Minnesota	Minneapolis, Minn.
3/6	L, 2-3	Ge Tech	Minneapolis, Minn.
3/7	L, 5-6	Cal St Fullerton	Minneapolis, Minn.
3/13	W, 8-3	Eastern Illinois	Fayetteville
3/14	W, 8-7	Eastern Illinois	Fayetteville
3/14	W, 7-1	Eastern Illinois	Fayetteville
3/15	L, 3-6	Memphis	Memphis, Tenn.
3/17	L, 7-8	Memphis	Memphis, Tenn.
3/20	W, 12-2	Northern Illinois	Fayetteville
3/21	W, 11-3	Northern Illinois	Fayetteville
3/21	W, 11-5	Northern Illinois	Fayetteville
3/23	W, 8-0	Oklahoma	Fayetteville
3/24	W, 8-4	SMS	Fayetteville
3/25	W, 5-2	Northeastern St.	Fayetteville
3/27	W, 7-2	Georgia*	Fayetteville
3/27	W, 11-1	Georgia*	Fayetteville
3/28	W, 5-4 (10)	Georgia*	Fayetteville
3/30	W, 4-3	Wichita State	Fayetteville
3/31	W, 13-5	Oral Roberts	Fayetteville
4/3	L, 11-18	South Carolina*	Columbia, S.C.
4/3	L, 1-8	South Carolina*	Columbia, S.C.
4/4	L, 3-5	South Carolina*	Columbia, S.C.
4/5	L, 1-9	Wichita State	Wichita, Kan.
4/9	W, 1-0	Kentucky*	Fayetteville
4/10	L, 3-9	Kentucky*	Fayetteville
4/10	W, 8-4	Kentucky*	Fayetteville
4/17	W, 8-7	Auburn*	Auburn, Ala.
4/17	L, 1-6	Auburn*	Auburn, Ala.
4/18	L, 3-8	Auburn*	Auburn, Ala.
4/19	W, 4-1	Oklahoma State	Fayetteville
4/20	W, 16-1	Oral Roberts	Tulsa, Okla.
4/21	L, 7-9	Northeastern (Okla.) St	Fayetteville
4/24	L, 0-3	LSU*	Fayetteville

All-Time Results

1995 (38-23; 13-15 5th SEC West)

Norm DeBriyn

Date	Result	Opponent	Location
2/10	W, 5-4	Missouri Southern	Fayetteville
2/17	W, 12-10	Kansas	Fayetteville
2/18	W, 8-2	Kansas	Fayetteville
2/19	W, 8-6	Kansas	Fayetteville
2/21	W, 10-1	Southwest Baptist	Fayetteville
2/24	W, 8-5	Evansville	Fayetteville
2/25	W, 6-5	Evansville	Fayetteville
2/26	L, 2-3	Evansville	Fayetteville
3/4	W, 9-7	TCU	Fayetteville
3/5	W, 8-4	TCU	Fayetteville
3/5	W, 3-2	TCU	Fayetteville
3/8	W, 9-8	Central Missouri St	Fayetteville
3/10	W, 10-1	Southern Miss.	Hattiesburg, Miss.
3/11	L, 3-4 (12)	Southern Miss.	Hattiesburg, Miss.
3/12	W, 8-2	Southern Miss.	Hattiesburg, Miss.
3/15	W, 7-4	Wisconsin-Osh Kosh	Fayetteville
3/17	W, 5-4	Oregon State	San Jose, Calif.
3/17	W, 10-3	Santa Clara	San Jose, Calif.
3/18	W, 12-8	San Jose State	San Jose, Calif.
3/19	W, 7-4	San Jose State	San Jose, Calif.
3/20	L, 6-18	Oklahoma State	Stillwater, Okla.
3/21	W, 7-0	Oral Roberts	Tulsa, Okla.
3/22	L, 9-22	Oklahoma State	Fayetteville
3/24	L, 0-7	Tennessee*	Knoxville, Tenn.
3/25	L, 4-5 (12)	Tennessee*	Knoxville, Tenn.
3/26	L, 4-5	Tennessee*	Knoxville, Tenn.
3/29	W, 11-0	Northeastern (Okla.) St	Fayetteville
3/31	W, 10-7	Vanderbilt*	Fayetteville
4/1	W, 15-5	Vanderbilt*	Fayetteville
4/2	L, 6-7 (10)	Vanderbilt*	Fayetteville
4/4	W, 8-2 (11)	Oral Roberts	Tulsa, Okla.
4/5	L, 1-5	Wichita State	Wichita, Kan.
4/7	W, 5-4	Florida*	Fayetteville
4/8	W, 13-5	Florida*	Fayetteville
4/9	L, 2-5	Florida*	Fayetteville
4/12	W, 10-6	Southeast Mo. St.	Fayetteville
4/14	L, 1-7	Auburn*	Auburn, Ala.
4/15	L, 1-3	Auburn*	Auburn, Ala.
4/16	L, 7-11	Auburn*	Auburn, Ala.
4/21	L, 3-10	LSU*	Fayetteville
4/23	L, 7-13	LSU*	Fayetteville
4/23	W, 5-3	LSU*	Fayetteville
4/25	L, 0-5	Oral Roberts	Tulsa, Okla.
4/26	W, 9-1	Oral Roberts	Fayetteville
4/28	W, 16-1	Mississippi State*	Fayetteville
4/29	W, 10-9	Mississippi State*	Fayetteville
4/30	W, 12-7	Mississippi State*	Fayetteville
5/2	W, 5-2	Northwestern State	Fayetteville
5/5	W, 12-4	Alabama*	Tuscaloosa, Ala.
5/6	W, 9-3	Alabama*	Tuscaloosa, Ala.
5/7	L, 4-7	Alabama*	Tuscaloosa, Ala.
5/12	L, 1-3	Ole Miss*	Oxford, Miss.
5/13	L, 2-11	Ole Miss*	Oxford, Miss.
5/14	W, 5-4	Ole Miss*	Oxford, Miss.
5/15	W, 1-0	Memphis	Memphis, Tenn.
5/18	W, 5-2	Ole Miss!	Starkville, Miss.
5/19	W, 5-2	Alabama!	Starkville, Miss.
5/20	L, 7-8	Alabama!	Starkville, Miss.
5/21	L, 6-7	LSU!	Starkville, Miss.
5/27	L, 3-10	Stanford+	Wichita, Kan.
5/28	L, 10-14	Texas Tech+	Wichita, Kan.

* - SEC Game


! - SEC Western Division Tournament

+ - NCAA Midwest I Regional

1996 (39-20; 15-15 4th SEC West)

Norm DeBriyn

Date	Result	Opponent	Location
2/7	W, 15-2	Missouri Southern	Fayetteville
2/10	W, 9-6	Texas-San Antonio	San Antonio, Texas
2/10	W, 10-7	Texas-San Antonio	San Antonio, Texas
2/11	W, 18-1	Texas-San Antonio	San Antonio, Texas
2/13	W, 11-9	Oklahoma City	Fayetteville
2/16	W, 13-6	N. Western St.	Natchitoches, La.



Norm DeBriyn accepting the 1999 SEC Championship trophy after his Razorbacks posted a 22-8 record in conference play for their first SEC crown.

2/17	W, 14-5	N. Western St.	Natchitoches, La.
2/18	W, 10-5	N. Western St.	Natchitoches, La.
2/20	W, 19-7	Oral Roberts	Fayetteville
2/21	W, 6-0	SMS	Springfield, Mo.
2/23	W, 7-6 (10)	Kansas State	Fayetteville
2/24	W, 9-5	Kansas State	Fayetteville
2/25	W, 11-3	Kansas State	Fayetteville
2/27	W, 9-8	Oklahoma	Fayetteville
3/1	W, 14-0	Iowa State	Fayetteville
3/2	W, 21-5	Iowa State	Fayetteville
3/3	W, 12-2	Iowa State	Fayetteville
3/5	W, 10-5	Pittsburg State	Fayetteville
3/9	L, 3-9	Tennessee*	Fayetteville
3/9	L, 3-4	Tennessee*	Fayetteville
3/10	W, 15-3	Tennessee*	Fayetteville
3/13	W, 5-0	Wichita State	Fayetteville
3/15	L, 2-5	Vanderbilt*	Fayetteville
3/16	W, 6-3	Vanderbilt*	Fayetteville
3/17	W, 16-11	Vanderbilt*	Fayetteville
3/18	L, 3-8	Kansas	Lawrence, Kan.
3/23	W, 16-9	Kentucky*	Lexington, Ky.
3/23	L, 5-6	Kentucky*	Lexington, Ky.
3/24	W, 7-5	Kentucky*	Lexington, Ky.
3/26	W, 8-3	Southeast Mo. St.	Fayetteville
3/29	W, 8-1	South Carolina*	Fayetteville
3/30	W, 2-1	South Carolina*	Fayetteville
3/31	L, 2-13	South Carolina*	Fayetteville
4/2	W, 3-2	Oral Roberts	Tulsa, Okla.
4/5	L, 3-7	Georgia*	Athens, Ga.
4/6	W, 4-3	Georgia*	Athens, Ga.
4/7	L, 6-7	Georgia*	Athens, Ga.
4/10	L, 7-8 (10)	Oral Roberts	Tulsa, Okla.
4/13	W, 9-2	Auburn*	Fayetteville
4/13	W, 9-6	Auburn*	Fayetteville
4/14	L, 2-4	Auburn*	Fayetteville
4/16	W, 4-2	Missouri Southern	Fayetteville
4/19	W, 3-2	LSU*	Baton Rouge, La.
4/20	L, 4-11	LSU*	Baton Rouge, La.
4/21	L, 4-9	LSU*	Baton Rouge, La.
4/24	W, 18-5	Oral Roberts	Fayetteville
4/26	L, 6-8	Mississippi St.*	Starkville, Miss.
4/27	W, 6-2	Mississippi St.*	Starkville, Miss.
4/28	L, 6-10	Mississippi St.*	Starkville, Miss.
5/1	W, 7-3	Northeastern (Okla.) St	Fayetteville
5/3	W, 9-3	Alabama*	Fayetteville
5/4	L, 3-7	Alabama*	Fayetteville
5/5	L, 2-3	Alabama*	Fayetteville
5/10	W, 18-4	Ole Miss*	Oxford, Miss.
5/11	L, 2-3	Ole Miss*	Oxford, Miss.
5/12	W, 8-3	Ole Miss*	Oxford, Miss.
5/15	L, 5-7	Kentucky!	Birmingham, Ala.
5/23	L, 5-6	Oklahoma St.*	Lubbock, Texas
5/24	L, 5-15	Southern Cal*	Lubbock, Texas

* - SEC Game

! - SEC Tournament

+ - NCAA Central II Regional

1997 (36-20; 15-14 5th SEC West)

Norm DeBriyn

Date	Result	Opponent	Location
2/9	W, 10-6	Louisiana-Monroe	Fayetteville
2/11	W, 24-1	Missouri Southern	Fayetteville
2/14	W, 26-6	Iowa	Arlington, Texas
2/15	L, 6-7	Kansas State	Arlington, Texas
2/16	W, 11-1	Texas-Arlington	Arlington, Texas
2/19	W, 14-6	Oklahoma City	Fayetteville
2/22	W, 8-4	Texas-San Antonio	Fayetteville
2/22	W, 13-5	Texas-San Antonio	Fayetteville
2/23	L, 2-7	Texas-San Antonio	Fayetteville
2/28	W, 6-4	Navy	Millington, Texas
2/28	L, 5-8	Notre Dame	Millington, Texas
3/4	W, 22-6	Central Mo. State	Fayetteville
3/7	L, 3-5	Tennessee*	Knoxville, Tenn.
3/8	L, 10-13	Tennessee*	Knoxville, Tenn.
3/9	L, 12-13	Tennessee*	Knoxville, Tenn.
3/10	W, 21-11	Iowa State	Fayetteville
3/14	W, 13-4	Vanderbilt*	Nashville, Tenn.
3/15	L, 10-13 (12)	Vanderbilt*	Nashville, Tenn.

3/16	W, 18-5	Vanderbilt*	Nashville, Tenn.
3/18	W, 8-5	Kansas	Fayetteville
3/19	L, 2-8	Kansas	Fayetteville
3/21	L, 5-11	Kentucky*	Fayetteville
3/22	W, 9-8(10)	Kentucky*	Fayetteville
3/23	W, 11-4	Kentucky*	Fayetteville
3/25	W, 5-4	Northwestern State	Fayetteville
3/26	W, 13-8	Northwestern State	Fayetteville
3/28	W, 11-8	South Carolina*	Columbia, S.C.
3/29	L, 9-14	South Carolina*	Columbia, S.C.
3/30	W, 30-7	South Carolina*	Columbia, S.C.
4/1	W, 4-3	Missouri	Fayetteville
4/2	W, 12-8	Missouri Southern	Fayetteville
4/5	W, 11-2	Georgia*	Fayetteville
4/5	W, 15-6	Georgia*	Fayetteville
4/6	W, 17-8	Georgia*	Fayetteville
4/9	W, 8-0	Louisiana Tech	Fayetteville
4/9	W, 3-2	Louisiana Tech	Fayetteville
4/11	W, 14-13 (10)	Ole Miss*	Fayetteville
4/12	W, 12-7	Ole Miss*	Fayetteville
4/13	W, 8-6	Ole Miss*	Fayetteville
4/15	W, 8-6	Missouri	Columbia, Mo.
4/16	W, 24-3	Northeastern St.	Fayetteville
4/18	L, 4-11	Auburn*	Auburn, Ala.
4/19	W, 9-5	Auburn*	Auburn, Ala.
4/20	L, 3-12	Auburn*	Auburn, Ala.
4/22	W, 11-6	Oral Roberts	Tulsa, Okla.
4/23	W, 15-5	Oral Roberts	Fayetteville
4/25	L, 10-11	Alabama*	Tuscaloosa, Ala.
4/26	L, 2-13	Alabama*	Tuscaloosa, Ala.
4/29	L, 7-9 (10)	Wichita State	Wichita, Kan.
5/2	L, 8-13	LSU*	Fayetteville
5/3	L, 5-11	LSU*	Fayetteville
5/4	W, 16-1	LSU*	Fayetteville
5/9	W, 8-5	Mississippi State*	Fayetteville
5/10	L, 5-13	Mississippi State*	Fayetteville
5/11	L, 10-17	Mississippi State*	Fayetteville
5/14	L, 3-7	Auburn!	Columbus, Ga.

* - SEC Game

! - SEC Tournament

1998 (38-21; 13-14 5th SEC West)

Norm DeBriyn

Date	Result	Opponent	Location
2/11	W, 24-5	Missouri Southern	Fayetteville
2/14	W, 4-1	Texas-San Antonio	San Antonio, Texas
2/15	W, 10-5	Texas-San Antonio	San Antonio, Texas
2/18	W, 13-4	Pittsburg State	Fayetteville
2/20	W, 16-0	Eastern Illinois	Fayetteville
2/21	L, 4-5	Eastern Illinois	Fayetteville
2/22	W, 8-1	Eastern Illinois	Fayetteville
2/23	W, 20-2	Southwest Baptist	Fayetteville
2/24	L, 2-4	SMS	Fayetteville
2/27	W, 9-0	Tulane	New Orleans, La.
2/28	W, 6-5 (10)	LSU	New Orleans, La.
3/1	L, 6-13	New Orleans	New Orleans, La.
3/4	W, 9-6	Oklahoma City	Fayetteville
3/6	W, 11-1	South Carolina*	Fayetteville
3/8	W, 17-16	South Carolina*	Fayetteville
3/10	W, 9-1	Baylor	Fayetteville
3/13	W, 5-3	Vanderbilt*	Fayetteville
3/14	W, 10-4	Vanderbilt*	Fayetteville
3/15	L, 4-9	Vanderbilt*	Fayetteville
3/18	W, 12-7	Kansas	Lawrence, Kan.
3/20	L, 5-9	LSU*	Baton Rouge, La.
3/21	L, 3-6	LSU*	Baton Rouge, La.
3/22	L, 6-27	LSU*	Baton Rouge, La.
3/24	W, 4-2	Central Michigan	Fayetteville
3/25	W, 7-2	Central Michigan	Fayetteville
3/27	W, 12-10	Ole Miss*	Oxford, Miss.
3/28	W, 16-8	Ole Miss*	Oxford, Miss.
3/29	L, 10-13	Ole Miss*	Oxford, Miss.
3/31	W, 19-8	Louisiana Tech	Fayetteville
4/1	L, 3-7	Oklahoma State	Tulsa, Okla.
4/3	W, 11-8	Alabama*	Fayetteville
4/4	L, 1-9	Alabama*	Fayetteville
4/5	L, 3-5	Alabama*	Fayetteville
4/7	W, 5-3	Long Beach State	Fayetteville
4/8	W, 12-9	Long Beach State	Fayetteville
4/10	L, 2-11	Auburn*	Fayetteville
4/11	L, 5-6	Auburn*	Fayetteville
4/12	W, 4-2	Auburn*	Fayetteville
4/15	W, 19-7	Oral Roberts	Fayetteville
4/17	W, 11-8	Tennessee*	Knoxville, Tenn.
4/21	W, 11-2	Missouri Southern	Fayetteville
4/22	W, 8-5	Oral Roberts	Tulsa, Okla.
4/24	W, 17-1	Kentucky*	Lexington, Ky.
4/25	L, 5-15	Kentucky*	Lexington, Ky.
4/26	L, 3-4	Kentucky*	Lexington, Ky.
4/28	W, 16-5	Wichita State	Fayetteville
5/1	L, 6-7	Florida*	Fayetteville
5/2	L, 9-13	Florida*	Fayetteville
5/3	W, 4-3	Florida*	Fayetteville
5/8	W, 14-10 (10)	Mississippi St.*	Starkville, Miss.
5/9	L, 3-17	Mississippi St.*	Starkville, Miss.
5/10	W, 8-3	Mississippi St.*	Starkville, Miss.
5/13	W, 8-4	LSU!	Hoover, Ala.
5/14	W, 10-3	Mississippi State!	Hoover, Ala.
5/16	W, 7-3	Mississippi State!	Hoover, Ala.
5/17	L, 5-7	Auburn!	Hoover, Ala.
5/21	L, 4-8	Arizona State+	Wichita, Kan.
5/22	W, 3-2 (11)	Wichita State+	Wichita, Kan.
5/23	L, 0-2	Georgia Tech+	Wichita, Kan.

* - SEC Game

! - SEC Tournament

+ - NCAA Midwest Regional




Ryan Lundquist is Arkansas' single-season home run leader with 24 in 1997.

1999 (42-23; 22-8 SEC Champs)

Norm DeBriyn

Date	Result	Opponent	Location
2/6	W, 7-6	Missouri Southern	Fayetteville
2/12	L, 2-6	La-Lafayette	Lafayette, La.
2/13	L, 6-8	Louisiana-Monroe	Lafayette, La.
2/14	L, 8-10	Dallas Baptist	Lafayette, La.
2/19	W, 12-2	Texas-San Antonio	Fayetteville
2/20	W, 10-4	Iowa State	Fayetteville
2/21	W, 5-3	Texas-San Antonio	Fayetteville
2/21	W, 18-7	Iowa State	Fayetteville
2/23	W, 10-8	Oklahoma City	Fayetteville
2/26	W, 8-3	Eastern Illinois	Fayetteville
2/27	W, 17-2	Eastern Illinois	Fayetteville
2/28	W, 10-3	Eastern Illinois	Fayetteville
3/2	L, 3-9	SMS	Springfield, Mo.
3/5	L, 4-5 (12)	Long Beach St.	Long Beach, Calif.
3/6	W, 11-4	Long Beach St.	Long Beach, Calif.
3/7	L, 0-8	Long Beach St.	Long Beach, Calif.
3/12	L, 4-11	Auburn*	Auburn, Ala.
3/13	W, 20-9	Auburn*	Auburn, Ala.
3/14	L, 12-13	Auburn*	Auburn, Ala.
3/16	W, 10-3	Louisiana Tech	Ruston, La.
3/17	W, 10-8	Louisiana-Monroe	Monroe, La.
3/19	W, 11-4	LSU*	Fayetteville
3/20	L, 4-10	LSU*	Fayetteville
3/21	W, 7-6	LSU*	Fayetteville
3/23	W, 7-6	Kansas	Fayetteville
3/24	L, 6-9	Kansas	Fayetteville
3/26	W, 10-6	Tennessee*	Fayetteville
3/27	W, 7-3	Tennessee*	Fayetteville
3/28	W, 13-12	Tennessee*	Fayetteville
3/31	W, 18-2	Centenary	Fayetteville
4/2	W, 8-1	Florida*	Gainesville, Fla.
4/3	W, 6-5	Florida*	Gainesville, Fla.
4/4	W, 10-5	Florida*	Gainesville, Fla.
4/6	L, 3-6	UCLA	Fayetteville
4/7	L, 4-5	UCLA	Fayetteville
4/9	W, 15-2	Kentucky*	Fayetteville
4/10	W, 10-1	Kentucky*	Fayetteville
4/11	W, 9-5	Kentucky*	Fayetteville
4/14	W, 15-6	Oral Roberts	Tulsa, Okla.
4/16	L, 5-6	Vanderbilt*	Nashville, Tenn.
4/17	W, 5-2	Vanderbilt*	Nashville, Tenn.
4/18	W, 10-7	Vanderbilt*	Nashville, Tenn.
4/21	L, 5-12	Oral Roberts	Fayetteville
4/23	L, 8-3	Alabama*	Tuscaloosa, Ala.
4/24	L, 8-15	Alabama*	Tuscaloosa, Ala.
4/25	L, 8-9	Alabama*	Tuscaloosa, Ala.
4/27	L, 4-5 (14)	Wichita State	Wichita, Kan.
4/30	W, 6-4	Mississippi State*	Fayetteville
5/1	W, 7-4	Mississippi State*	Fayetteville
5/2	W, 7-5	Mississippi State*	Fayetteville
5/7	W, 8-1	Ole Miss*	Fayetteville
5/8	W, 9-4	Ole Miss*	Fayetteville
5/9	W, 8-4	Ole Miss*	Fayetteville
5/14	W, 8-2	South Carolina*	Columbia, S.C.
5/15	W, 13-6	South Carolina*	Columbia, S.C.
5/16	W, 16-15	South Carolina*	Columbia, S.C.
5/19	W, 6-4	Kentucky!	Hoover, Ala.
5/20	L, 2-3 (11)	Auburn!	Hoover, Ala.
5/21	W, 9-8	LSU!	Hoover, Ala.
5/22	W, 9-5	Auburn!	Hoover, Ala.
5/22	W, 9-6	Auburn!	Hoover, Ala.
5/23	L, 3-9	Alabama!	Hoover, Ala.
5/28	W, 10-6	Delaware+	Fayetteville
5/29	L, 8-9 (10)	SMS+	Fayetteville
5/29	L, 4-12	Clemson+	Fayetteville

All-Time Results



Dave Van Horn (right) became Razorback Baseball's fourth head coach since 1950 when he was hired prior to the 2003 season. He has taken Arkansas to the College World Series in four of his 14 seasons.

2000 (24-30; 8-20 6th SEC West)

Norm DeBriyn

Date	Result	Opponent	Location
2/5	W, 18-5	Missouri Southern	Fayetteville
2/11	W, 4-3	Southeast Mo. St	Fayetteville
2/12	W, 3-1	Southeast Mo. St	Fayetteville
2/13	L, 7-8	Southeast Mo. St	Fayetteville
2/18	W, 1-0	Washington St.	Arlington, Texas
2/19	L, 5-8	Texas-Arlington	Arlington, Texas
2/20	L, 2-13	Nebraska	Arlington, Texas
2/22	W, 7-3	Oklahoma City	Fayetteville
2/25	L, 8-9	Long Beach State	Fayetteville
2/26	L, 3-16	Long Beach State	Fayetteville
2/27	L, 6-8	Long Beach State	Fayetteville
2/29	W, 7-6 (10)	Centenary	Fayetteville
3/1	W, 21-9	Centenary	Fayetteville
3/4	W, 15-5	Miami (Ohio)	Fayetteville
3/5	W, 5-1	Miami (Ohio)	Fayetteville
3/7	W, 7-4	Saint Louis	Fayetteville
3/8	W, 14-4	Saint Louis	Fayetteville
3/10	W, 10-5	Tennessee*	Knoxville, Tenn.
3/11	W, 14-5	Tennessee*	Knoxville, Tenn.
3/12	L, 0-14	Tennessee*	Knoxville, Tenn.
3/14	L, 4-10	Nebraska	Fayetteville
3/15	L, 3-10	Nebraska	Fayetteville
3/17	L, 6-11	Auburn*	Fayetteville
3/18	L, 7-10	Auburn*	Fayetteville
3/19	L, 11-21	Auburn*	Fayetteville
3/21	W, 10-8	Oklahoma State	Stillwater, Okla.
3/22	W, 10-3	Kansas	Lawrence, Kan.
3/24	L, 7-8 (II)	Florida*	Fayetteville
3/25	L, 7-8 (10)	Florida*	Fayetteville
3/26	L, 4-7	Florida*	Fayetteville
3/28	L, 1-2	Oklahoma State	Fayetteville
3/31	L, 2-3	Mississippi St.*	Starkville, Miss.
4/7	L, 3-12	LSU*	Baton Rouge, La.
4/8	L, 5-12	LSU*	Baton Rouge, La.
4/9	L, 11-17	LSU*	Baton Rouge, La.
4/11	W, 5-4	Oral Roberts	Tulsa, Okla.
4/14	L, 5-6	Alabama*	Fayetteville
4/15	L, 7-8	Alabama*	Fayetteville
4/16	L, 8-9	Alabama*	Fayetteville
4/18	L, 4-8	Oral Roberts	Fayetteville
4/21	L, 2-10	Georgia*	Athens, Ga.
4/22	L, 8-14	Georgia*	Athens, Ga.
4/23	L, 5-15	Georgia*	Athens, Ga.
4/25	W, 15-14	Wichita State	Wichita, Kan.
4/28	L, 6-7	Kentucky*	Fayetteville
4/29	W, 12-10	Kentucky*	Fayetteville
4/30	W, 8-5	Kentucky*	Fayetteville
5/2	W, 7-2	SMS	Fayetteville
5/5	L, 2-8	South Carolina*	Fayetteville
5/6	W, 11-10	South Carolina*	Fayetteville
5/7	W, 9-3	South Carolina*	Fayetteville
5/12	W, 6-1	Ole Miss*	Oxford, Miss.
5/13	L, 5-12	Ole Miss*	Oxford, Miss.
5/14	W, 8-1	Ole Miss*	Oxford, Miss.

* - SEC Game

2001 (27-29; 11-19 6th SEC West)

Norm DeBriyn

Date	Result	Opponent	Location
2/4	W, 25-6	Missouri Southern	Fayetteville
2/9	L, 6-7	Texas-San Antonio	San Antonio, Texas
2/10	L, 2-4	Texas-San Antonio	San Antonio, Texas
2/11	W, 4-1	Texas-San Antonio	San Antonio, Texas
2/17	W, 12-4	Long Beach State	Fayetteville
2/18	W, 6-3	Long Beach State	Fayetteville
2/21	W, 14-4	Oklahoma City	Fayetteville
2/23	W, 6-2	Eastern Illinois	Fayetteville
2/25	W, 10-4	Eastern Illinois	Fayetteville
2/25	W, 17-4	Eastern Illinois	Fayetteville
2/27	L, 4-8	Northwestern State	Fayetteville
3/2	L, 0-6	Minnesota	Minneapolis, Minn.
3/3	W, 6-4	San Diego St.	Minneapolis, Minn.
3/4	L, 2-8	Miami (Fla.)	Minneapolis, Minn.
3/6	L, 1-4	Evansville	Fayetteville
3/7	W, 5-1	Evansville	Fayetteville
3/9	L, 5-16	South Carolina*	Columbia, S.C.
3/10	L, 4-7	South Carolina*	Columbia, S.C.
3/11	L, 3-9	South Carolina*	Columbia, S.C.
3/13	L, 0-5	Wichita State	Wichita, Kan.
3/16	W, 8-5	Georgia*	Fayetteville
3/17	W, 20-3	Georgia*	Fayetteville
3/18	L, 6-7	Georgia*	Fayetteville
3/20	W, 2-0	Kansas State	Shreveport, La.
3/20	L, 1-12	Louisiana Tech	Shreveport, La.
3/21	W, 5-0	Centenary	Shreveport, La.
3/23	L, 4-7	Florida*	Gainesville, Fla.
3/24	L, 4-8	Florida*	Gainesville, Fla.
3/25	L, 1-4	Florida*	Gainesville, Fla.
3/27	W, 6-5	Kansas	Fayetteville
3/30	W, 6-5	Mississippi State*	Fayetteville
3/31	L, 3-9	Mississippi State*	Fayetteville
4/1	L, 2-10	Mississippi State*	Fayetteville
4/3	L, 9-10	SMS	Springfield, Mo.
4/6	W, 3-2	Ole Miss*	Fayetteville
4/7	L, 6-11	Ole Miss*	Fayetteville
4/8	W, 10-3	Ole Miss*	Fayetteville
4/10	W, 5-4	Oklahoma	Norman, Okla.
4/13	L, 1-10	Auburn*	Auburn, Ala.
4/14	L, 4-11	Auburn*	Auburn, Ala.
4/15	L, 5-10	Auburn*	Auburn, Ala.
4/17	W, 4-2	Oral Roberts	Tulsa, Okla.
4/20	L, 7-8	Tennessee*	Knoxville, Tenn.
4/21	L, 3-6	Tennessee*	Knoxville, Tenn.
4/22	W, 14-1	Tennessee*	Knoxville, Tenn.
4/24	L, 5-6	Oklahoma State	Tulsa, Okla.
4/27	L, 4-5	Kentucky*	Lexington, Ky.
4/28	W, 16-11	Kentucky*	Lexington, Ky.
4/29	W, 9-5	Kentucky*	Lexington, Ky.
5/1	W, 10-0	Oral Roberts	Fayetteville
5/4	W, 8-1	LSU*	Fayetteville
5/5	W, 5-4	LSU*	Fayetteville
5/6	W, 4-3	LSU*	Fayetteville
5/11	L, 6-11	Alabama*	Tuscaloosa, Ala.
5/12	L, 9-10	Alabama*	Tuscaloosa, Ala.
5/13	L, 6-8	Alabama*	Tuscaloosa, Ala.

* - SEC Game

2002 (35-28; 13-14 5th SEC West)

Norm DeBriyn

Date	Result	Opponent	Location
2/11	W, 13-1	Missouri Southern	Fayetteville
2/12	W, 5-4	Oklahoma City	Fayetteville
2/15	W, 18-1	Air Force	Arlington, Texas
2/16	L, 2-3	SMS	Arlington, Texas
2/17	W, 7-1	Texas-Arlington	Arlington, Texas
2/22	L, 1-7	Long Beach St.	Long Beach, Calif.
2/23	L, 0-4	Long Beach St.	Long Beach, Calif.
2/24	W, 5-3	Long Beach St.	Long Beach, Calif.
2/27	W, 7-1	Missouri Valley	Fayetteville
3/5	W, 10-1	SMS	Fayetteville
3/8	W, 5-2	McNeese State	Fayetteville
3/9	L, 9-14	McNeese State	Fayetteville
3/10	L, 1-4	McNeese State	Fayetteville
3/12	L, 1-7	Oklahoma	Norman, Okla.
3/15	L, 3-10	Georgia*	Athens, Ga.
3/16	L, 4-8	Georgia*	Athens, Ga.
3/17	W, 16-12 (10)	Georgia*	Athens, Ga.
3/19	W, 11-10	Missouri	Columbia, Mo.
3/20	W, 6-4	Saint Louis	St. Louis, Mo.
3/22	L, 5-9	Alabama*	Fayetteville
3/23	W, 10-0	Alabama*	Fayetteville
3/24	L, 1-4	Alabama*	Fayetteville
3/26	W, 16-4	Centenary	Fayetteville
3/27	W, 10-2	Centenary	Fayetteville
3/30	L, 3-4	Vanderbilt*	Nashville, Tenn.
4/3	W, 7-4	SMS	Springfield, Mo.
4/5	W, 7-4	South Carolina*	Fayetteville
4/6	W, 8-7 (15)	South Carolina*	Fayetteville
4/9	W, 9-6	Oklahoma	Fayetteville
4/12	L, 4-17	Mississippi St.*	Starkville, Miss.
4/13	L, 7-3	Mississippi St.*	Starkville, Miss.
4/14	L, 4-6	Mississippi St.*	Starkville, Miss.
4/16	W, 14-0	Oral Roberts	Tulsa, Okla.
4/17	W, 5-1	Pittsburg State	Fayetteville
4/19	L, 9-14	Tennessee*	Fayetteville
4/20	W, 7-6 (12)	Tennessee*	Fayetteville
4/21	W, 9-2	Tennessee*	Fayetteville
4/23	L, 2-3	Wichita State	Fayetteville
4/26	L, 0-3	LSU*	Baton Rouge, La.
4/27	L, 0-8	LSU*	Baton Rouge, La.
4/28	L, 5-13	LSU*	Baton Rouge, La.
4/30	W, 6-3	Oral Roberts	Fayetteville
5/1	L, 7-10	SMS	Fayetteville
5/3	W, 5-1	Kentucky*	Fayetteville
5/4	L, 2-5	Kentucky*	Fayetteville
5/5	L, 0-1	Kentucky*	Fayetteville
5/10	W, 5-4	Ole Miss*	Oxford, Miss.
5/11	W, 11-5	Ole Miss*	Oxford, Miss.
5/12	W, 10-8	Ole Miss*	Oxford, Miss.
5/14	L, 1-5	Southeast Mo. St.	Fayetteville
5/15	L, 4-5	Southeast Mo. St.	Fayetteville
5/17	W, 18-5	Auburn*	Fayetteville
5/18	L, 3-7	Auburn*	Fayetteville
5/19	W, 4-1	Auburn*	Fayetteville
5/22	L, 1-10	South Carolina!	Hoover, Ala.
5/23	W, 7-3	Auburn!	Hoover, Ala.
5/24	L, 1-4	South Carolina!	Hoover, Ala.
5/31	W, 8-5	Oklahoma*	Wichita, Kan.
6/1	W, 7-6	Oral Roberts+	Wichita, Kan.
6/2	W, 11-6	Oral Roberts+	Wichita, Kan.
6/7	W, 9-6	Clemson\$	Clemson, S.C.
6/8	L, 7-8	Clemson\$	Clemson, S.C.
6/9	L, 4-7	Clemson\$	Clemson, S.C.

* - SEC Game
! - SEC Tournament

++ - NCAA Wichita Regional

\$ - NCAA Clemson Super Regional

2003 (35-22; 14-16 6th SEC West)

Dave Van Horn

Date	Result	Opponent	Location
2/11	W, 9-5	Creighton	Fayetteville
2/14	W, 5-1	Eastern Illinois	Fayetteville
2/15	W, 17-3	Eastern Illinois	Fayetteville
2/21	W, 8-1	Navy	Memphis, Tenn.
2/23	W, 10-9	Memphis	Memphis, Tenn.
3/1	W, 8-7 (II)	Illinois-Chicago	Fayetteville
3/1	W, 6-4	Illinois-Chicago	Fayetteville
3/2	W, 13-2	Illinois-Chicago	Fayetteville
3/4	W, 6-2	Western Michigan	Fayetteville
3/5	W, 4-3	Western Michigan	Fayetteville
3/7	L, 8-9	Kansas State	Manhattan, Kan.
3/9	W, 12-4	Kansas State	Fayetteville
3/10	W, 4-3	Kansas State	Fayetteville
3/10	W, 18-5	Kansas State	Fayetteville
3/11	W, 2-1	Kansas	Fayetteville
3/14	L, 2-7	South Carolina*	Columbia, S.C.
3/16	W, 2-1	South Carolina*	Columbia, S.C.
3/16	W, 4-1	South Carolina*	Columbia, S.C.
3/19	W, 14-9	Centenary	Shreveport, La.
3/19	W, 19-7	Louisiana Tech	Shreveport, La.
3/21	L, 3-4 (10)	Mississippi State*	Fayetteville
3/22	L, 3-8	Mississippi State*	Fayetteville
3/23	L, 1-5	Mississippi State*	Fayetteville
3/25	W, 5-4	SMS	Fayetteville
3/28	W, 9-2	Kentucky*	Lexington, Ky.
3/29	W, 2-1	Kentucky*	Lexington, Ky.
3/30	W, 10-9	Kentucky*	Lexington, Ky.
4/1	W, 9-3	Oral Roberts	Fayetteville
4/4	W, 9-4	Georgia*	Fayetteville
4/5	W, 14-3	Georgia*	Fayetteville
4/6	L, 4-10	Georgia*	Fayetteville
4/11	L, 4-6	Vanderbilt*	Fayetteville
4/12	W, 17-7	Vanderbilt*	Fayetteville
4/13	W, 8-5	Vanderbilt*	Fayetteville
4/15	W, 8-2	Oral Roberts	Tulsa, Okla.
4/18	W, 9-7	Auburn*	Auburn, Ala.
4/19	W, 11-6	Auburn*	Auburn, Ala.
4/20	L, 2-5	Auburn*	Auburn, Ala.
4/22	L, 5-6 (10)	Wichita State	Wichita, Kan.
4/25	L, 2-10	Alabama*	Tuscaloosa, Ala.
4/26	L, 3-6	Alabama*	Tuscaloosa, Ala.
4/27	L, 2-14	Alabama*	Tuscaloosa, Ala.
4/29	W, 7-3	Missouri Southern	Fayetteville
5/2	L, 2-5	Ole Miss*	Fayetteville
5/3	W, 7-6	Ole Miss*	Fayetteville
5/4	W, 6-3	Ole Miss*	Fayetteville
5/9	L, 0-4 (12)	Tennessee*	Knoxville, Tenn.
5/10	L, 1-8	Tennessee*	Knoxville, Tenn.
5/11	L, 3-4 (II)	Tennessee*	Knoxville, Tenn.
5/16	L, 3-11	LSU*	Fayetteville
5/17	W, 6-5 (10)	LSU*	Fayetteville
5/18	L, 2-6	LSU*	Fayetteville
5/22	L, 4-5	LSU!	Hoover, Ala.
5/23	L, 7-8 (II)	Ole Miss!	Hoover, Ala.
5/30	L, 2-3	Lamar+	Austin, Texas
5/31	W, 10-7	Bucknell+	Austin, Texas
5/31	L, 6-7 (II)	Lamar+	Austin, Texas

* - SEC Game
! - SEC Tournament

++ - NCAA Austin Regional



Cliff Lee was a fourth-round draft pick in 2000 by the Montreal Expos. He won the 2008 American League Cy Young Award with the Cleveland Indians and is a four-time All-Star for the Indians and the Philadelphia Phillies.

All-Time Results

2004 (45-24; 19-11 SEC Champs)

Dave Van Horn

Date	Result	Opponent	Location
2/13	W, 2-0	Louisiana Tech	Fayetteville
2/14	W, 22-2	Louisiana Tech	Fayetteville
2/15	W, 13-2	Louisiana Tech	Fayetteville
2/20	W, 14-7	St. John's	Fayetteville
2/21	W, 6-5	St. John's	Fayetteville
2/22	W, 14-3	St. John's	Fayetteville
2/24	W, 7-1	McNeese State	Fayetteville
2/25	W, 7-2	McNeese State	Fayetteville
2/27	L, 1-3	New Mexico	College Station, Texas
2/27	L, 5-7	Texas A&M	College Station, Texas
2/28	W, 13-3	New Mexico	College Station, Texas
2/28	W, 6-4	Texas A&M	College Station, Texas
2/29	L, 7-9	Texas A&M	College Station, Texas
2/29	W, 5-2	New Mexico	College Station, Texas
3/6	L, 1-4	Texas-Pan Am	Edinburg, Texas
3/7	L, 4-11	Texas-Pan Am	Edinburg, Texas
3/12	W, 4-3	Illinois-Chicago	Fayetteville
3/14	L, 1-9	Illinois-Chicago	Fayetteville
3/16	W, 10-9	Centenary	Fayetteville
3/17	W, 15-3	Centenary	Fayetteville
3/19	L, 1-11	Florida*	Gainesville, Fla.
3/20	W, 8-2	Florida*	Gainesville, Fla.
3/21	L, 6-7 (10)	Florida*	Gainesville, Fla.
3/26	W, 5-3	South Carolina*	Fayetteville
3/27	W, 5-4	South Carolina*	Fayetteville
3/28	L, 2-10	South Carolina*	Fayetteville
3/30	W, 10-4	Wichita State	Fayetteville
4/2	L, 3-6	Alabama*	Fayetteville
4/3	W, 7-2	Alabama*	Fayetteville
4/4	W, 11-6	Alabama*	Fayetteville
4/6	L, 5-6 (16)	SMS	Fayetteville
4/9	W, 11-8	LSU*	Baton Rouge, La.
4/10	W, 11-10	LSU*	Baton Rouge, La.
4/11	W, 7-5	LSU*	Baton Rouge, La.
4/13	L, 4-6	Oral Roberts	Fayetteville
4/16	W, 6-3	Vanderbilt*	Nashville, Tenn.
4/17	W, 9-4	Vanderbilt*	Nashville, Tenn.
4/18	L, 8-14	Vanderbilt*	Nashville, Tenn.
4/20	W, 5-2	Oklahoma State	Fayetteville
4/23	W, 9-4	Kentucky*	Fayetteville
4/24	W, 5-4	Kentucky*	Fayetteville
4/25	W, 11-10	Kentucky*	Fayetteville
4/27	W, 8-4	Oral Roberts	Tulsa, Okla.
4/30	L, 3-9	Tennessee*	Fayetteville
5/1	W, 4-1	Tennessee*	Fayetteville
5/2	W, 5-3	Tennessee*	Fayetteville
5/7	L, 0-1	Ole Miss*	Oxford, Miss.
5/8	W, 3-1	Ole Miss*	Oxford, Miss.
5/9	L, 3-5	Ole Miss*	Oxford, Miss.
5/11	W, 13-2	Texas-Pan American	Fayetteville
5/15	L, 2-3	Mississippi State*	Starkville, Miss.
5/16	L, 4-5	Mississippi State*	Starkville, Miss.
5/16	W, 4-2	Mississippi State*	Starkville, Miss.
5/21	W, 9-7	Auburn*	Fayetteville
5/22	L, 4-7	Auburn*	Fayetteville
5/23	W, 15-3	Auburn*	Fayetteville
5/26	L, 6-8	Tennessee!	Hoover, Ala.
5/27	W, 4-3	Ole Miss!	Hoover, Ala.
5/28	W, 4-1	Tennessee!	Hoover, Ala.
5/29	L, 2-3	South Carolina!	Hoover, Ala.
6/4	W, 4-1	Le Moyne+	Fayetteville
6/5	L, 1-4	Wichita State+	Fayetteville
6/5	W, 10-7	Missouri+	Fayetteville
6/6	W, 11-9	Wichita State+	Fayetteville
6/6	W, 4-3	Wichita State+	Fayetteville
6/11	W, 7-5	Florida State\$	Fayetteville
6/12	W, 4-2	Florida State\$	Fayetteville
6/18	L, 2-13	Texas#	Omaha, Neb.
6/19	L, 2-7	Arizona#	Omaha, Neb.

* - SEC Game

! - SEC Tournament

+ - NCAA Fayetteville Regional

\$ - NCAA Fayetteville Super Regional

- College World Series

2005 (39-22; 13-17 T-5th SEC West)

Dave Van Horn

Date	Result	Opponent	Location
2/11	W, 13-3	Dallas Baptist	Dallas, Texas
2/12	W, 8-1	Dallas Baptist	Arlington, Texas
2/13	W, 2-1	Texas-Arlington	Arlington, Texas
2/13	W, 4-1 (12)	Texas-Arlington	Arlington, Texas
2/18	W, 5-2	Louisiana Tech	Ruston, La.
2/19	L, 8-10	Louisiana Tech	Ruston, La.
2/20	W, 9-4	Louisiana Tech	Ruston, La.
2/25	W, 5-4	Minnesota	Fayetteville
2/26	W, 12-3	Minnesota	Fayetteville
2/27	W, 4-3	Minnesota	Fayetteville
3/3	W, 7-4	Illinois-Chicago	Fayetteville
3/5	W, 15-4	Illinois-Chicago	Fayetteville
3/6	W, 9-2	Illinois-Chicago	Fayetteville
3/8	W, 11-7	Oklahoma State	Stillwater, Okla.
3/11	W, 17-2	Eastern Illinois	Fayetteville
3/12	W, 12-1	Eastern Illinois	Fayetteville
3/13	W, 6-0	Eastern Illinois	Fayetteville
3/18	W, 9-1	South Carolina*	Columbia, S.C.
3/19	L, 3-12	South Carolina*	Columbia, S.C.
3/20	W, 5-3	South Carolina*	Columbia, S.C.
3/22	W, 10-1	Centenary	Shreveport, La.
3/23	W, 14-1	Centenary	Shreveport, La.
3/25	L, 3-5	Mississippi State*	Fayetteville
3/26	L, 4-13	Mississippi State*	Fayetteville
3/27	W, 10-5	Mississippi State*	Fayetteville
4/1	L, 1-5	Auburn*	Auburn, Ala.
4/2	L, 7-8	Auburn*	Auburn, Ala.
4/3	W, 8-6	Auburn*	Auburn, Ala.
4/5	W, 9-3	Northern Colorado	Fayetteville
4/6	W, 7-4	Northern Colorado	Fayetteville
4/8	W, 6-5	Vanderbilt*	Fayetteville
4/9	W, 5-4 (10)	Vanderbilt*	Fayetteville
4/10	W, 3-0	Vanderbilt*	Fayetteville
4/12	W, 15-8	Oral Roberts	Tulsa, Okla.
4/13	W, 14-5	SMS	Fayetteville
4/15	W, 4-1	Tennessee*	Knoxville, Tenn.
4/16	L, 2-8	Tennessee*	Knoxville, Tenn.
4/17	L, 3-4	Tennessee*	Knoxville, Tenn.
4/19	W, 9-4	SMS	Springfield, Mo.
4/22	L, 7-10	LSU*	Fayetteville
4/23	L, 0-7	LSU*	Fayetteville
4/24	L, 0-6	LSU*	Fayetteville
4/26	W, 5-2	Oral Roberts	Fayetteville
4/30	W, 8-5	Kentucky*	Lexington, Ky.
4/30	L, 8-11	Kentucky*	Lexington, Ky.
5/1	L, 1-7	Kentucky*	Lexington, Ky.
5/6	W, 4-1	Florida*	Fayetteville
5/7	W, 3-2 (10)	Florida*	Fayetteville
5/8	L, 10-11	Florida*	Fayetteville
5/13	W, 5-4	Alabama*	Tuscaloosa, Ala.
5/14	L, 2-5	Alabama*	Tuscaloosa, Ala.
5/15	W, 3-2	Alabama*	Tuscaloosa, Ala.
5/20	L, 3-5	Ole Miss*	Fayetteville
5/21	L, 2-10	Ole Miss*	Fayetteville
5/22	L, 1-9	Ole Miss*	Fayetteville
5/25	L, 8-9	Florida!	Hoover, Ala.
5/26	L, 4-5	Alabama!	Hoover, Ala.
6/3	W, 9-5	Miami (Ohio)+	Austin, Texas
6/4	W, 9-2	Texas+	Austin, Texas
6/5	L, 8-19	Texas+	Austin, Texas
6/6	L, 2-5	Texas+	Austin, Texas

* - SEC Game
! - SEC Tournament

+ - NCAA Austin Regional



Jess Todd was an integral part of Arkansas' stellar pitching staff in 2007. He was one of three pitchers to be drafted in the first two rounds of the MLB Draft.

2006 (39-21; 18-12 2nd SEC West)

Dave Van Horn

Date	Result	Opponent	Location
2/10	W, 4-1	George Mason^	Mobile, Ala.
2/11	W, 3-0	Oklahoma State^	Mobile, Ala.
2/12	W, 8-7	South Alabama^	Mobile, Ala.
2/17	W, 5-2	TCU*	Edinburg, Texas
2/18	W, 15-7	SF Austin*	Edinburg, Texas
2/19	W, 13-2	Texas-Pan Am*	Edinburg, Texas
2/24	W, 10-9	Louisiana Tech	Fayetteville
2/24	W, 13-2	Louisiana Tech	Fayetteville
2/25	W, 10-2	Louisiana Tech	Fayetteville
2/28	L, 2-5	Washington\$	Honolulu, Hawaii
3/1	W, 12-4	Texas-Arlington\$	Honolulu
3/2	W, 5-1	Hawaii\$	Honolulu
3/3	W, 5-3	Texas-Arlington\$	Honolulu
3/4	W, 7-1	Texas-Arlington\$	Honolulu
3/10	W, 6-5	Cal State Northridge	Fayetteville
3/11	W, 8-1	Cal State Northridge	Fayetteville
3/12	W, 8-6	Cal State Northridge	Fayetteville
3/17	L, 3-6	Florida*	Gainesville, Fla.
3/18	W, 4-2	Florida*	Gainesville, Fla.
3/19	L, 7-8	Florida*	Gainesville, Fla.
3/21	W, 10-2	Centenary	Fayetteville
3/22	W, 8-5	Centenary	Fayetteville
3/24	L, 0-2	Georgia*	Fayetteville
3/25	L, 7-8	Georgia*	Fayetteville
3/26	W, 5-4 (10)	Georgia*	Fayetteville
3/28	W, 4-3 (11)	Wichita State	Wichita, Kan.
3/31	W, 6-1	Tennessee*	Fayetteville
4/1	L, 6-11	Tennessee*	Fayetteville
4/2	W, 13-11	Tennessee*	Fayetteville
4/4	L, 5-10	Missouri State	Fayetteville
4/7	L, 1-7	Vanderbilt*	Nashville, Tenn.
4/8	W, 5-3	Vanderbilt*	Nashville, Tenn.
4/9	W, 4-3	Vanderbilt*	Nashville, Tenn.
4/11	L, 2-4	Missouri State	Springfield, Mo.
4/14	W, 10-9	Kentucky*	Fayetteville
4/15	W, 10-6	Kentucky*	Fayetteville
4/16	L, 5-7	Kentucky*	Fayetteville
4/18	W, 2-1	Northern Colorado	Fayetteville
4/19	L, 2-4	Northern Colorado	Fayetteville
4/22	W, 6-2	Mississippi State*	Starkville, Miss.
4/22	L, 8-9	Mississippi State*	Starkville, Miss.
4/23	W, 6-4	Mississippi State*	Starkville, Miss.
4/28	L, 6-7	LSU*	Baton Rouge, La.
4/29	W, 4-2	LSU*	Baton Rouge, La.
4/30	L, 5-7	LSU*	Baton Rouge, La.
5/2	L, 4-5	Oral Roberts	Tulsa, Okla.
5/5	W, 4-3 (11)	Alabama*	Fayetteville
5/6	W, 13-6	Alabama*	Fayetteville
5/7	W, 5-3	Alabama*	Fayetteville
5/12	W, 12-3	Ole Miss*	Oxford, Miss.
5/13	L, 3-7	Ole Miss*	Oxford, Miss.
5/14	L, 4-5	Ole Miss*	Oxford, Miss.
5/18	W, 6-3	Auburn*	Fayetteville
5/19	W, 10-5	Auburn*	Fayetteville
5/20	W, 11-2	Auburn*	Fayetteville
5/24	L, 4-9	Ole Miss!	Hoover, Ala.
5/25	L, 3-4	Alabama!	Hoover, Ala.
6/2	L, 3-4 (11)	Oral Roberts+	Fayetteville
6/3	W, 6-2	Princeton+	Fayetteville
6/4	L, 5-6	Oklahoma State+	Fayetteville

^ - Jaguar Invitational

% - Al Ogletree Classic

\$ - Rainbow Baseball Tournament

* - SEC Game

! - SEC Tournament

+ - NCAA Fayetteville Regional

2007 (43-21; 18-12 1st SEC West)

Dave Van Horn

Date	Result	Opponent	Location
2/22	W, 4-2	Louisiana Tech	Ruston, La.
2/23	L, 2-9	Louisiana Tech	Ruston, La.
2/24	W, 6-2	Louisiana Tech	Ruston, La.
2/29	W, 13-1	Troy	Troy, Ala.
2/10	L, 8-13	Troy	Troy, Ala.
2/11	W, 16-2	Troy	Troy, Ala.
2/18	W, 8-3	Wisc.-Milwaukee	Fayetteville
2/18	W, 28-2	Wisc.-Milwaukee	Fayetteville
2/19	W, 8-1	Wisc.-Milwaukee	Fayetteville
2/23	W, 12-1	Illinois State	Fayetteville
2/24	L, 10-12	Illinois State	Fayetteville
2/25	W, 9-8 (10)	Illinois State	Fayetteville
3/2	L, 4-5	Ole Miss*	Minneapolis, Minn.
3/4	W, 5-1	Minnesota*	Minneapolis, Minn.
3/4	L, 5-10	Minnesota*	Minneapolis, Minn.
3/9	W, 8-7	Kansas	Fayetteville
3/10	W, 4-0	Kansas	Fayetteville
3/11	W, 5-2	Kansas	Fayetteville
3/13	W, 10-2	Oral Roberts	Fayetteville
3/16	W, 10-2	Kentucky*	Lexington, Ky.
3/17	L, 5-7	Kentucky*	Lexington, Ky.
3/18	W, 14-5	Kentucky*	Lexington, Ky.
3/21	W, 16-14	Centenary	Shreveport, La.
3/23	W, 8-7 (10)	Vanderbilt	Fayetteville
3/24	L, 3-6	Vanderbilt	Fayetteville
3/25	W, 8-3	Vanderbilt	Fayetteville
3/27	L, 3-5	Oral Roberts	Tulsa, Okla.
3/30	W, 6-2	Tennessee*	Knoxville, Tenn.
3/31	W, 4-3	Tennessee*	Knoxville, Tenn.
4/1	W, 11-7	Tennessee*	Knoxville, Tenn.
4/3	W, 14-6	Northern Colorado	Fayetteville
4/4	W, 9-7	Northern Colorado	Fayetteville
4/6	L, 9-11	Mississippi State*	Fayetteville
4/7	L, 1-2	Mississippi State*	Fayetteville
4/8	W, 9-3	Mississippi State*	Fayetteville
4/11	W, 2-0	Missouri State	Fayetteville
4/14	W, 14-3	Florida*	Fayetteville
4/14	W, 7-1	Florida*	Fayetteville
4/15	W, 10-7	Florida*	Fayetteville
4/18	W, 16-2	Missouri State	Springfield, Mo.
4/20	L, 1-6	Georgia*	Athens, Ga.
4/21	W, 7-6 (10)	Georgia*	Athens, Ga.
4/22	W, 9-3	Georgia*	Athens, Ga.
4/25	W, 10-2	Wichita State	Fayetteville
4/27	W, 12-1	Auburn*	Auburn, Ala.
4/28	L, 9-11	Auburn*	Auburn, Ala.
4/29	W, 8-1	Auburn*	Auburn, Ala.
5/4	L, 5-6	LSU*	Fayetteville
5/5	W, 5-0	LSU*	Fayetteville
5/6	L, 3-5	LSU*	Fayetteville
5/11	L, 0-10	Alabama*	Tuscaloosa, Ala.
5/12	W, 12-5	Alabama*	Tuscaloosa, Ala.
5/13	L, 5-9	Alabama*	Tuscaloosa, Ala.
5/17	L, 4-5	Ole Miss*	Fayetteville
5/18	W, 4-3 (10)	Ole Miss*	Fayetteville
5/19	L, 0-5	Ole Miss*	Fayetteville
5/23	W, 6-0	Alabama!	Hoover, Ala.
5/24	W, 6-0	South Carolina!	Hoover, Ala.
5/26	W, 3-2	South Carolina!	Hoover, Ala.
5/27	L, 4-7	Vanderbilt!	Hoover, Ala.
6/1	W, 9-0	Albany+	Fayetteville
6/2	L, 3-14	Oklahoma State+	Fayetteville
6/3	W, 6-0	Creighton+	Fayetteville
6/3	L, 6-7	Oklahoma State+	Fayetteville

^ - Dairy Queen Classic

* - SEC Game

! - SEC Tournament

+ - NCAA Fayetteville Regional



Scott Hode hit .293 with seven home runs and a team-leading 53 RBI to lead Arkansas to the College World Series in 2004.

All-Time Results

2008 (34-24; 14-15 4th SEC West)

Dave Van Horn

Date	Result	Opponent	Location
2/22	W, 9-4	Wright State	Fayetteville
2/23	W, 5-4	Wright State	Fayetteville
2/24	W, 7-3	Wright State	Fayetteville
2/27	W, 2-1	Kansas	Fayetteville
2/29	W, 9-8	La Tech*	College Station, Texas
3/1	L, 7-15	Texas A&M*	College Station, Texas
3/2	W, 8-6	Ohio State*	College Station, Texas
3/5	W, 13-1	South Dakota State	Fayetteville
3/5	W, 20-4	South Dakota State	Fayetteville
3/7	W, 14-5	Siena	Fayetteville
3/8	W, 17-2	Siena	Fayetteville
3/9	W, 10-4	Siena	Fayetteville
3/11	L, 5-6	Arizona State	Tempe, Ariz.
3/12	L, 4-7	Arizona State	Tempe, Ariz.
3/14	W, 5-1	Georgia*	Fayetteville
3/15	L, 11-5	Georgia*	Fayetteville
3/16	L, 2-13	Georgia*	Fayetteville
3/18	L, 1-6	Nebraska	Lincoln, Neb.
3/19	W, 9-4	Nebraska	Lincoln, Neb.
3/21	L, 7-8 (11)	LSU*	Baton Rouge, La.
3/22	W, 14-13 (10)	LSU*	Baton Rouge, La.
3/23	L, 2-4	LSU*	Baton Rouge, La.
3/25	W, 9-0	Centenary	Fayetteville
3/26	L, 1-5	Centenary	Fayetteville
3/29	L, 5-6 (12)	Vanderbilt*	Nashville, Tenn.
3/30	L, 2-6	Vanderbilt*	Nashville, Tenn.
4/1	W, 7-6 (10)	Missouri State	Springfield, Mo.
4/4	L, 2-5	Auburn*	Fayetteville
4/5	W, 5-4	Auburn*	Fayetteville
4/6	L, 10-12 (10)	Auburn*	Fayetteville
4/8	L, 4-9	Oral Roberts	Fayetteville
4/11	W, 2-1	Florida*	Gainesville, Fla.
4/12	L, 1-6	Florida*	Gainesville, Fla.
4/13	W, 10-4	Florida*	Gainesville, Fla.
4/15	L, 2-12	Oral Roberts	Tulsa, Okla.
4/16	W, 9-1	Alcorn State	Fayetteville
4/18	W, 5-4	Tennessee*	Fayetteville
4/19	W, 5-4 (10)	Tennessee*	Fayetteville
4/20	L, 6-7 (10)	Tennessee*	Fayetteville
4/22	W, 9-2	Northern Colorado	Fayetteville
4/23	W, 9-1	Northern Colorado	Fayetteville
4/25	L, 4-12	Ole Miss*	Oxford, Miss.
4/26	W, 13-11 (10)	Ole Miss*	Oxford, Miss.
4/27	W, 12-4	Ole Miss*	Oxford, Miss.
4/30	W, 14-6	Missouri State	Fayetteville
5/2	L, 7-11	Alabama*	Fayetteville
5/3	L, 6-11	Alabama*	Fayetteville
5/4	W, 5-4	Alabama*	Fayetteville
5/9	W, 12-11	South Carolina*	Fayetteville
5/10	W, 6-3	South Carolina*	Fayetteville
5/11	W, 4-2	South Carolina*	Fayetteville
5/12	W, 12-3	Mississippi Valley St	Fayetteville
5/15	L, 5-6	Mississippi State*	Starkville, Miss.
5/16	L, 5-6	Mississippi State*	Starkville, Miss.
5/17	W, 15-10	Mississippi State*	Starkville, Miss.
5/19	W, 12-6	Western Illinois	Fayetteville
5/30	L, 3-4	Pepperdine+	Palo Alto, Calif.
5/31	L, 1-5	Stanford+	Palo Alto, Calif.

* - Dominos Pizza Classic

+ - SEC Game

+ - NCAA Stanford Regional

2009 (41-24; 14-15 4th SEC West)

Dave Van Horn

Date	Result	Opponent	Location
2/20	W, 4-2	Washington State	Fayetteville
2/20	W, 7-5 (10)	Washington State	Fayetteville
2/22	W, 4-3	Washington State	Fayetteville
2/24	L, 3-9	Kansas	Fayetteville
2/25	W, 9-8 (10)	Kansas	Fayetteville
2/27	W, 8-7 (10)	Western Illinois	Fayetteville
3/3	W, 7-3	Valparaiso	Fayetteville
3/6	W, 5-4 (10)	California	Fayetteville
3/7	L, 6-12	California	Fayetteville
3/8	W, 13-3	California	Fayetteville
3/10	L, 3-8	Centenary	Shreveport, La.
3/13	W, 11-4	Florida*	Fayetteville
3/14	W, 8-4	Florida*	Fayetteville
3/15	W, 4-2	Florida*	Fayetteville
3/17	W, 7-3	Nebraska	Fayetteville
3/18	L, 4-7	Nebraska	Fayetteville
3/20	W, 3-2	Auburn*	Auburn, Ala.
3/21	W, 10-6	Auburn*	Auburn, Ala.
3/22	W, 12-6	Auburn*	Auburn, Ala.
3/25	W, 10-0	Missouri State	Fayetteville
3/27	W, 20-9	Mississippi State*	Fayetteville
3/29	W, 5-1	Mississippi State*	Fayetteville
3/29	L, 4-12	Mississippi State*	Fayetteville
3/31	W, 2-0	Missouri State	Springfield, Mo.
4/3	W, 6-4	South Carolina*	Columbia, S.C.
4/4	L, 1-9	South Carolina*	Columbia, S.C.
4/5	W, 7-4	South Carolina*	Columbia, S.C.
4/7	W, 7-3	Arizona State	Fayetteville
4/8	W, 8-7	Arizona State	Fayetteville
4/10	L, 0-9	Vanderbilt*	Fayetteville
4/11	L, 2-3	Vanderbilt*	Fayetteville
4/14	L, 6-13	ULM	Fayetteville
4/15	W, 10-9 (10)	ULM	Fayetteville
4/17	L, 3-4	Georgia*	Athens, Ga.
4/18	L, 3-4	Georgia*	Athens, Ga.
4/19	W, 2-0	Georgia*	Athens, Ga.
4/21	W, 9-6	Oral Roberts	Tulsa, Okla.
4/24	W, 9-3	Tennessee*	Knoxville, Tenn.
4/25	L, 4-5	Tennessee*	Knoxville, Tenn.

4/26	W, 15-8	Tennessee*	Knoxville, Tenn.
4/28	W, 8-7 (10)	Oklahoma	Fayetteville
5/2	W, 11-4	LSU*	Fayetteville
5/2	L, 0-5	LSU*	Fayetteville
5/3	L, 3-4	LSU*	Fayetteville
5/8	L, 1-2	Alabama*	Tuscaloosa, Ala.
5/9	L, 6-8	Alabama*	Tuscaloosa, Ala.
5/10	L, 5-6	Alabama*	Tuscaloosa, Ala.
5/12	W, 3-2	Oral Roberts	Fayetteville
5/14	L, 5-7	Ole Miss*	Fayetteville
5/15	L, 3-9	Ole Miss*	Fayetteville
5/16	L, 3-16	Ole Miss*	Fayetteville
5/20	W, 8-5	Florida!	Hoover, Ala.
5/21	L, 1-2 (10)	Georgia!	Hoover, Ala.
5/22	W, 10-7	Florida!	Hoover, Ala.
5/23	L, 1-11 (7)	Vanderbilt!	Hoover, Ala.
5/29	W, 10-3	Washington St.+	Norman, Okla.
5/30	W, 17-6	Oklahoma+	Norman, Okla.
5/31	W, 11-0	Oklahoma+	Norman, Okla.
6/5	W, 7-2	Florida State\$	Tallahassee, Fla.
6/6	W, 9-8	Florida State\$	Tallahassee, Fla.
6/13	W, 10-6	Cal St. Fullerton#	Omaha, Neb.
6/15	L, 1-9	LSU#	Omaha, Neb.
6/17	W, 4-3 (12)	Virginia#	Omaha, Neb.
6/19	L, 5-14	LSU#	Omaha, Neb.

* - SEC Game

! - SEC Tournament

+ - NCAA Norman Regional

\$ - NCAA Tallahassee Super Regional

- College World Series

2010 (43-21; 18-12 2nd SEC West)

Dave Van Horn

Date	Result	Opponent	Location
2/19	W, 10-2	Ball State	Fayetteville
2/20	L, 2-5	Ball State	Fayetteville
2/21	W, 9-3	Ball State	Fayetteville
2/26	W, 10-1	Troy	Fayetteville
2/27	W, 10-8	Troy	Fayetteville
2/28	W, 7-6	Troy	Fayetteville
3/2	W, 15-3	Kansas	Fayetteville
3/5	W, 7-3	California	Berkeley, Calif.
3/6	W, 9-5	California	Berkeley, Calif.
3/7	L, 0-6	California	Berkeley, Calif.
3/9	L, 2-3	South Dakota State	Fayetteville
3/10	W, 21-2	South Dakota State	Fayetteville
3/12	W, 14-6	Wisc.-Milwaukee	Fayetteville
3/13	W, 7-0	Wisc.-Milwaukee	Fayetteville
3/14	W, 3-2 (10)	Wisc.-Milwaukee	Fayetteville
3/19	W, 6-3	LSU*	Baton Rouge, La.
3/20	L, 7-8	LSU*	Baton Rouge, La.
3/21	L, 1-5	LSU*	Baton Rouge, La.
3/23	W, 3-2	McNeese State	Lake Charles, La.
3/24	W, 7-6	McNeese State	Lake Charles, La.
3/26	W, 9-8	Alabama*	Fayetteville
3/27	W, 4-3	Alabama*	Fayetteville
3/28	W, 10-5	Alabama*	Fayetteville
3/30	W, 18-2	Centenary	Fayetteville
3/31	W, 9-4	Centenary	Fayetteville
4/2	L, 8-12	Kentucky*	Fayetteville
4/3	W, 10-1	Kentucky*	Fayetteville
4/4	W, 17-16	Kentucky*	Fayetteville
4/7	W, 32-8	Saint Louis	Fayetteville
4/9	W, 8-3	Mississippi State*	Starkville, Miss.
4/10	W, 8-5	Mississippi State*	Starkville, Miss.
4/11	W, 13-3	Mississippi State*	Starkville, Miss.
4/13	W, 4-3 (11)	New Mexico	Fayetteville
4/14	W, 5-4	New Mexico	Fayetteville
4/16	W, 10-2	Georgia*	Fayetteville
4/17	W, 10-2	Georgia*	Fayetteville
4/18	W, 13-5	Georgia*	Fayetteville
4/20	W, 9-5	Oral Roberts	Fayetteville
4/23	W, 8-3	Florida*	Gainesville, Fla.
4/24	L, 2-8	Florida*	Gainesville, Fla.
4/25	L, 1-2	Florida*	Gainesville, Fla.
4/28	W, 5-4	Missouri State	Fayetteville
4/30	W, 9-4	Auburn*	Fayetteville
5/1	L, 7-8	Auburn*	Fayetteville
5/2	L, 2-13	Auburn*	Fayetteville
5/7	W, 11-4	Ole Miss*	Oxford, Miss.
5/8	L, 2-3	Ole Miss*	Oxford, Miss.
5/9	W, 7-0	Ole Miss*	Oxford, Miss.
5/11	W, 5-4 (10)	La Tech%	N. Little Rock, Ark.
5/14	L, 2-3	South Carolina*	Fayetteville
5/15	L, 0-5	South Carolina*	Fayetteville
5/16	L, 3-5	South Carolina*	Fayetteville
5/18	L, 2-5	Oklahoma	Norman, Okla.
5/20	L, 3-4	Vanderbilt*	Nashville, Tenn.
5/21	W, 4-3	Vanderbilt*	Nashville, Tenn.
5/22	W, 7-5	Vanderbilt*	Nashville, Tenn.
5/26	L, 0-2	Vanderbilt!	Hoover, Ala.
5/27	L, 4-5	Florida!	Hoover, Ala.
6/4	W, 19-7	Grambling State+	Fayetteville
6/5	W, 6-4	Washington State+	Fayetteville
6/6	L, 7-10	Washington State+	Fayetteville
6/7	W, 7-2	Washington State+	Fayetteville
6/12	L, 6-7 (12)	Arizona State\$	Tempe, Ariz.
6/13	L, 5-7 (12)	Arizona State\$	Tempe, Ariz.

* - SEC Game

% - Game played at Dickey-Stephens Park

! - SEC Tournament

+ - NCAA Fayetteville Regional

\$ - NCAA Tempe Super Regional

2011 (40-22; 15-15 1st SEC West)

Dave Van Horn

Date	Result	Opponent	Location
2/18	W, 5-0	Delaware State	Fayetteville
2/19	W, 9-2	Delaware State	Fayetteville
2/20	W, 10-0	Delaware State	Fayetteville
2/25	W, 3-2	Utah	Fayetteville
2/26	W, 5-4	Utah	Fayetteville
2/27	W, 10-1	Utah	Fayetteville
3/1	L, 6-8	McNeese State	Fayetteville
3/2	W, 8-3	McNeese State	Fayetteville
3/4	W, 15-6	Wisc.-Milwaukee	Fayetteville
3/5	W, 13-9	Wisc.-Milwaukee	Fayetteville
3/6	W, 7-3	Wisc.-Milwaukee	Fayetteville
3/10	W, 12-4	San Diego St.	San Diego, Calif.
3/11	W, 11-6	San Diego St.	San Diego, Calif.
3/12	L, 2-3	San Diego St.	San Diego, Calif.
3/13	W, 5-2	San Diego St.	San Diego, Calif.
3/15	W, 4-2	Kansas	Fayetteville
3/18	W, 6-5 (11)	Auburn*	Auburn, Ala.
3/19	L, 5-9	Auburn*	Auburn, Ala.
3/20	L, 7-8	Auburn*	Auburn, Ala.
3/22	W, 7-2	Memphis%	N. Little Rock, Ark.
3/23	W, 7-3	Memphis	Memphis, Tenn.
3/25	W, 2-1	Vanderbilt*	Fayetteville
3/26	L, 1-4	Vanderbilt*	Fayetteville
3/27	L, 1-2	Vanderbilt*	Fayetteville
4/1	L, 3-5	Alabama*	Tuscaloosa, Ala.
4/2	L, 3-5	Alabama*	Tuscaloosa, Ala.
4/3	W, 4-3	Alabama*	Tuscaloosa, Ala.
4/6	W, 6-5	Texas State	Fayetteville
4/8	W, 2-0	LSU*	Fayetteville
4/9	W, 4-3	LSU*	Fayetteville
4/10	W, 5-4	LSU*	Fayetteville
4/12	W, 2-1	Missouri State	Springfield, Mo.
4/15	W, 6-5	Mississippi State*	Fayetteville
4/16	W, 6-1	Mississippi State*	Fayetteville
4/17	L, 3-5	Mississippi State*	Fayetteville
4/19	W, 6-5	Oral Roberts	Tulsa, Okla.
4/23	L, 2-3	Kentucky*	Lexington, Ky.
4/23	L, 1-3	Kentucky*	Lexington, Ky.
4/24	W, 5-1 (6)	Kentucky*	Lexington, Ky.
4/29	W, 10-4	Georgia*	Athens, Ga.
4/30	L, 0-3	Georgia*	Athens, Ga.
5/1	L, 5-6	Georgia*	Athens, Ga.
5/3	W, 10-0	Southeast Mo. St.	Fayetteville
5/4	L, 5-6	Southeast Mo. St.	Fayetteville
5/5	W, 4-3	Florida*	Fayetteville
5/6	W, 5-3	Florida*	Fayetteville
5/7	L, 3-5	Florida*	Fayetteville
5/13	W, 6-2	South Carolina*	Columbia, S.C.
5/14	L, 5-6	South Carolina*	Columbia, S.C.
5/15	L, 1-7	South Carolina*	Columbia, S.C.
5/17	W, 6-2	UT Martin	Fayetteville
5/19	L, 1-2	Ole Miss*	Fayetteville
5/21	W, 2-0	Ole Miss*	Fayetteville
5/21	W, 5-3	Ole Miss*	Fayetteville
5/25	L, 4-7	Alabama!	Hoover, Ala.
5/26	W, 7-2	Mississippi State!	Hoover, Ala.
5/27	W, 4-1	Alabama!	Hoover, Ala.
5/28	L, 2-3	Vanderbilt!	Hoover, Ala.
6/3	L, 2-3	Charlotte+	Tempe, Ariz.
6/4	W, 3-0	New Mexico+	Tempe, Ariz.
6/5	W, 11-3	Charlotte+	Tempe, Ariz.
6/5	L, 4-13	Arizona State+	Tempe, Ariz.

* - SEC Game

% - Game played at Dickey-Stephens Park

! - SEC Tournament

+ - NCAA Tempe Regional

2012 (46-22; 16-14 T-2nd SEC West)

Dave Van Horn

Date	Result	Opponent	Location
2/17	W, 11-5	Villanova	Fayetteville
2/18	W, 13-1	Villanova	Fayetteville
2/19	W, 17-1	Villanova	Fayetteville
2/21	W, 8-7	Northwestern State	Fayetteville
2/22	W, 6-2	Northwestern State	Fayetteville
2/24	W, 7-3	Valparaiso	Fayetteville
2/25	W, 4-3	Valparaiso	Fayetteville
2/26	L, 9-10 (10)	Valparaiso	Fayetteville
2/28	W, 5-0	BYU	Fayetteville
2/29	W, 8-1	BYU	Fayetteville
3/2	W, 3-1	Texas Tech*	Houston, Texas
3/3	L, 1-4	Houston*	Houston, Texas
3/4	W, 7-3	Texas*	Houston, Texas
3/9	W, 4-0	Binghamton	Fayetteville
3/10	W, 5-3	Binghamton	Fayetteville
3/10	W, 6-0	Binghamton	Fayetteville
3/13	W, 1-0	Gonzaga	Fayetteville
3/14	W, 5-3	Gonzaga	Fayetteville
3/16	W, 4-3 (12)	Alabama*	Fayetteville
3/17	W, 8-4	Alabama*	Fayetteville
3/18	W, 7-4	Alabama*	Fayetteville
3/21	W, 10-2	Nevada	Fayetteville
3/23	L, 2-1	Mississippi St.*	Starkville, Miss
3/24	W, 8-0	Mississippi St.*	Starkville, Miss
3/25	W, 8-5 (11)	Mississippi St.*	Starkville, Miss
3/30	L, 6-10	LSU*	Baton Rouge, La
3/31	L, 1-2	LSU*	Baton Rouge, La
4/1	L, 2-3 (11)	LSU*	Baton Rouge, La
4/6	L, 2-4	Georgia*	Fayetteville
4/7	W, 8-3	Georgia*	Fayetteville
4/8	W, 8-0	Georgia*	Fayetteville
4/10	L, 0-4	Oklahoma	Norman, Okla
4/13	W, 8-7	Kentucky*	Fayetteville
4/14	L, 4-5	Kentucky*	Fayetteville
4/14	L, 1-2	Kentucky*	Fayetteville
4/17	W, 8-3	Stephen F. Austin	Fayetteville
4/17	W, 4-3	Stephen F. Austin	Fayetteville
4/21	L, 2-8	Ole Miss*	Oxford, Miss
4/21	L, 0-1	Ole Miss*	Oxford, Miss
4/22	W, 11-3	Ole Miss*	Oxford, Miss
4/24	W, 6-1	Oral Roberts	Fayetteville
4/27	L, 2-3	Florida*	Gainesville, Fla
4/28	W, 5-1	Florida*	Gainesville, Fla
4/29	W, 3-1 (10)	Florida*	Gainesville, Fla
5/1	W, 6-3	Missouri	Fayetteville
5/2	L, 2-0	Missouri	Fayetteville
5/4	L, 6-8 (10)	South Carolina*	Fayetteville
5/5	W, 7-6	South Carolina*	Fayetteville
5/6	L, 7-10	South Carolina*	Fayetteville
5/10	L, 2-3 (10)	Auburn*	Fayetteville
5/11	W, 5-4	Auburn*	Fayetteville
5/12	L, 5-2	Auburn*	Fayetteville
5/15	W, 6-5 (10)	La Tech%	N. Little Rock, Ark
5/17	W, 8-0	Tennessee*	Knoxville, Tenn
5/18	W, 10-3	Tennessee*	Knoxville, Tenn
5/19	W, 8-2	Tennessee*	Knoxville, Tenn
5/22	L, 1-9	Mississippi State!	Hoover, Ala
5/23	L, 0-2	Ole Miss!	Hoover, Ala
6/1	W, 5-4	Sam Houston St+	Houston, Texas
6/2	W, 1-0	Rice*	Houston, Texas
6/3	W, 5-1	Sam Houston St+	Houston, Texas
6/9	L, 1-8	Baylor\$	Waco, Texas
6/10	W, 5-4	Baylor\$	Waco, Texas
6/11	W, 1-0 (10)	Baylor\$	Waco, Texas
6/16	W, 8-1	Kent State#	Omaha, Neb
6/18	W, 2-1	South Carolina#	Omaha, Neb
6/21	L, 0-2	South Carolina#	Omaha, Neb
6/22	L, 2-3	South Carolina#	Omaha, Neb

All-Time Results

2013 (39-22; 18-11 2nd SEC West)

Dave Van Horn

Date	Result	Opponent	Location
2/15	W, 9-1	Western Illinois	Fayetteville
2/16	W, 7-2	Western Illinois	Fayetteville
2/17	L, 5-7	Western Illinois	Fayetteville
2/19	W, 14-0 (7)	New Orleans	Fayetteville
2/19	W, 3-0	New Orleans	Fayetteville
2/22	W, 10-4	Evansville	Fayetteville
2/23	W, 5-2	Evansville	Fayetteville
2/24	W, 10-2	Evansville	Fayetteville
2/28	L, 2-3	vs. Arizona State*	Surprise, Ariz.
3/1	L, 0-3	vs. Gonzaga*	Surprise, Ariz.
3/2	L, 1-3	vs. Arizona State*	Surprise, Ariz.
3/3	L, 3-4	vs. Pacific*	Surprise, Ariz.
3/7	W, 2-0	San Diego State	Fayetteville
3/8	W, 4-3	San Diego State	Fayetteville
3/9	W, 8-2	San Diego State	Fayetteville
3/9	W, 4-1	San Diego State	Fayetteville
3/12	W, 20-2	Alabama A&M	Fayetteville
3/13	W, 13-0	Alabama A&M	Fayetteville
3/15	L, 1-7	Ole Miss*	Fayetteville
3/16	W, 10-1	Ole Miss*	Fayetteville
3/17	L, 4-6 (13)	Ole Miss*	Fayetteville
3/22	W, 15-3	South Carolina*	Columbia, S.C.
3/23	W, 4-2	South Carolina*	Columbia, S.C.
3/24	W, 5-3 (11)	South Carolina*	Columbia, S.C.
3/26	W, 6-0	Miss. Valley St.	Fayetteville
3/27	W, 2-1	Miss. Valley St.*	N. Little Rock, Ark.
3/29	W, 5-4	Mississippi St.*	Fayetteville
3/30	L, 1-4	Mississippi St.*	Fayetteville
3/31	W, 3-1	Mississippi St.*	Fayetteville
4/4	W, 3-1	at Alabama*	Tuscaloosa, Ala.
4/5	W, 6-0	at Alabama*	Tuscaloosa, Ala.
4/6	L, 0-5	at Alabama*	Tuscaloosa, Ala.
4/9	L, 0-3	New Mexico	Fayetteville
4/9	W, 4-3	New Mexico	Fayetteville
4/12	L, 2-6	LSU*	Fayetteville
4/13	W, 8-3	LSU*	Fayetteville
4/14	L, 3-5 (10)	LSU*	Fayetteville
4/16	L, 0-3	at Nebraska	Lincoln, Neb.
4/16	L, 2-4	at Nebraska	Lincoln, Neb.
4/19	L, 3-5	Texas A&M*	Fayetteville
4/20	W, 12-2	Texas A&M*	Fayetteville
4/21	W, 2-1	Texas A&M*	Fayetteville
4/26	W, 2-0	at Georgia*	Athens, Ga.
4/27	W, 2-1	at Georgia*	Athens, Ga.
4/30	W, 6-3	Missouri State	Fayetteville
5/3	W, 2-1	at Kentucky*	Lexington, Ky.
5/4	W, 5-3	at Kentucky*	Lexington, Ky.
5/4	L, 3-4	at Kentucky*	Lexington, Ky.
5/10	L, 3-8	Tennessee*	Fayetteville
5/11	W, 11-1	Tennessee*	Fayetteville
5/12	W, 10-2	Tennessee*	Fayetteville
5/16	L, 0-3	at Auburn*	Auburn, Ala.
5/17	W, 1-0	at Auburn*	Auburn, Ala.
5/18	L, 6-11	at Auburn*	Auburn, Ala.
5/22	W, 2-1 (10)	vs. Ole Miss!	Hoover, Ala.
5/23	W, 4-1	vs. LSU!	Hoover, Ala.
5/25	L, 1-3	vs. LSU!	Hoover, Ala.
5/31	L, 1-4	vs. Bryant*	Manhattan, Kan.
6/1	W, 3-1	vs. Wichita St.*	Manhattan, Kan.
6/2	W, 12-3	vs. Bryant*	Manhattan, Kan.
6/2	L, 3-4	at Kansas St.*	Manhattan, Kan.

* - SEC Game

% - Game played at Dickey-Stephens Park

! - SEC Tournament

+ - NCAA Manhattan Regional

2014 (40-25; 16-14 4th SEC West)

Dave Van Horn

Date	Result	Opponent	Location
2/14	W, 12-2	Appalachian St.	Fayetteville
2/15	W, 7-6	Appalachian St.	Fayetteville
2/16	W, 8-3	Appalachian St.	Fayetteville
2/21	W, 6-2	Eastern Illinois	Fayetteville
2/22	W, 8-3	Eastern Illinois	Fayetteville
2/23	W, 8-3	Eastern Illinois	Fayetteville
2/28	W, 12-1	South Alabama	Fayetteville
3/1	L, 1-2	South Alabama	Fayetteville
3/1	L, 3-5	South Alabama	Fayetteville
3/7	L, 1-2	vs. San Francisco*	Berkeley, Calif.
3/8	W, 4-0	vs. Tulane*	Berkeley, Calif.
3/9	L, 3-4	at California*	Berkeley, Calif.
3/9	L, 1-2	at California*	Berkeley, Calif.
3/14	L, 1-2	at Florida*	Gainesville, Fla.
3/15	L, 0-1	at Florida*	Gainesville, Fla.
3/16	W, 9-3	at Florida*	Gainesville, Fla.
3/18	W, 4-3	Grambling St.	Fayetteville
3/19	W, 8-0	Grambling St.	Fayetteville
3/21	L, 9-17	Alabama*	Fayetteville
3/22	W, 2-1	Alabama*	Fayetteville
3/23	W, 1-0	Alabama*	Fayetteville
3/25	W, 6-0	Miss. Valley St.	Fayetteville
3/25	W, 12-1	Miss. Valley St.	Fayetteville
3/26	W, 3-0	vs. Miss. Valley St.*	N. Little Rock
3/29	W, 4-0	at Mississippi St.*	Starkville, Miss.
3/29	L, 1-5	at Mississippi St.*	Starkville, Miss.
3/30	L, 1-5	at Mississippi St.*	Starkville, Miss.
4/1	W, 4-3	Nebraska	Fayetteville
4/2	L, 4-6	Nebraska	Fayetteville
4/4	L, 1-2	South Carolina*	Fayetteville
4/4	W, 4-1	South Carolina*	Fayetteville
4/5	W, 7-0	South Carolina*	Fayetteville
4/8	L, 7-10	UNLV	Fayetteville
4/9	W, 9-2	UNLV	Fayetteville
4/11	L, 3-5	at LSU*	Baton Rouge, La.
4/12	L, 4-5	at LSU*	Baton Rouge, La.
4/13	W, 10-4	at LSU*	Baton Rouge, La.
4/15	W, 7-2	Stephen F. Austin	Fayetteville
4/18	W, 6-2	Vanderbilt*	Fayetteville
4/19	L, 1-2	Vanderbilt*	Fayetteville
4/20	W, 3-1	Vanderbilt*	Fayetteville
4/22	W, 8-1	Northwestern St.	Fayetteville
4/23	W, 15-3	Northwestern St.	Fayetteville
4/25	L, 1-2	Auburn*	Fayetteville
4/26	W, 4-3 (10)	Auburn*	Fayetteville
4/26	L, 2-7	Auburn*	Fayetteville
4/29	W, 4-1	at Missouri State	Springfield, Mo.
5/2	L, 2-3	at Ole Miss*	Oxford, Miss.
5/3	L, 4-7	at Ole Miss*	Oxford, Miss.
5/4	W, 11-1	at Ole Miss*	Oxford, Miss.
5/9	W, 3-2	Texas A&M*	Fayetteville
5/10	W, 7-3	Texas A&M*	Fayetteville
5/11	L, 5-6 (10)	Texas A&M*	Fayetteville
5/15	W, 9-4	at Missouri*	Columbia, Mo.
5/16	W, 4-0	at Missouri*	Columbia, Mo.
5/17	W, 7-5 (10)	at Missouri*	Columbia, Mo.
5/20	W, 4-0	vs. Texas A&M!	Hoover, Ala.
5/21	W, 2-1	vs. Ole Miss!	Hoover, Ala.
5/22	L, 2-7	vs. LSU!	Hoover, Ala.
5/23	W, 8-7	vs. Ole Miss!	Hoover, Ala.
5/24	L, 1-11	vs. LSU!	Hoover, Ala.
5/30	W, 3-2	vs. Liberty*	Charlottesville, Va.
5/31	L, 0-3	at Virginia*	Charlottesville, Va.
6/1	W, 10-0	vs. Bucknell+	Charlottesville, Va.
6/1	L, 2-9	at Virginia*	Charlottesville, Va.

* - SEC Game

% - Game played at Dickey-Stephens Park

! - SEC Tournament

+ - NCAA Charlottesville Regional



The Razorbacks won a thrilling Game Three in the NCAA Fayetteville Super Regional to advance to the 2015 College World Series - the school's eighth appearance in Omaha.

2015 (40-25; 17-12 3rd SEC West)

Dave Van Horn

Date	Result	Opponent	Location
2/13	W, 11-4	North Dakota	Fayetteville
2/14	W, 13-2	North Dakota	Fayetteville
2/14	W, 12-1	North Dakota	Fayetteville
2/20	L, 5-9	vs. UCF*	Mobile, Ala.
2/21	W, 7-0	at South Alabama*	Mobile, Ala.
2/22	L, 6-13	vs. Maryland*	Mobile, Ala.
3/2	W, 4-1	Eastern Illinois	Fayetteville
3/2	W, 8-1	Eastern Illinois	Fayetteville
3/3	W, 7-0	Eastern Illinois	Fayetteville
3/6	W, 2-1	Loyola Marymount	Fayetteville
3/7	W, 13-7	Loyola Marymount	Fayetteville
3/8	L, 0-9	Loyola Marymount	Fayetteville
3/10	L, 2-6	Gonzaga	Fayetteville
3/11	L, 5-15	Gonzaga	Fayetteville
3/14	L, 7-8	at Vanderbilt*	Nashville, Tenn.
3/14	L, 1-9	at Vanderbilt*	Nashville, Tenn.
3/15	L, 0-1	at Vanderbilt*	Nashville, Tenn.
3/17	W, 4-3	Southeast Mo. St.	Fayetteville
3/18	L, 11-12	Southeast Mo. St.	Fayetteville
3/19	W, 5-1	LSU*	Fayetteville
3/20	L, 3-16	LSU*	Fayetteville
3/21	L, 4-7	LSU*	Fayetteville
3/24	L, 4-5	vs. Memphis%	N. Little Rock, Ark.
3/25	W, 7-3	at Memphis	Memphis, Tenn.
3/26	W, 10-3	Ole Miss*	Fayetteville
3/27	L, 4-5	Ole Miss*	Fayetteville
3/28	W, 5-2	Ole Miss*	Fayetteville
3/31	L, 0-2	Missouri State	Fayetteville
4/3	W, 10-7	at Auburn*	Auburn, Ala.
4/4	L, 2-3	at Auburn*	Auburn, Ala.
4/5	W, 6-4	at Auburn*	Auburn, Ala.
4/7	W, 8-1	Miss. Valley St.	Fayetteville
4/8	W, 14-0	Miss. Valley St.	Fayetteville
4/10	W, 5-3	Kentucky*	Fayetteville
4/11	L, 4-16	Kentucky*	Fayetteville
4/12	W, 7-3	Kentucky*	Fayetteville
4/14	W, 8-2	Stephen F. Austin	Fayetteville
4/15	W, 15-3	Stephen F. Austin	Fayetteville
4/18	L, 6-13	at Texas A&M* College Station, Texas	
4/18	W, 9-8	at Texas A&M* College Station, Texas	
4/19	W, 8-2	at Texas A&M* College Station, Texas	
4/24	W, 7-6	Mississippi State*	Fayetteville
4/25	W, 6-1	Mississippi State*	Fayetteville
4/26	L, 1-2	Mississippi State*	Fayetteville
4/30	W, 5-1	at Alabama*	Hoover, Ala.
5/1	W, 8-4	at Alabama*	Hoover, Ala.
5/2	W, 4-0	at Alabama*	Hoover, Ala.
5/8	L, 4-5	Tennessee*	Fayetteville
5/10	W, 5-2	Tennessee*	Fayetteville
5/12	W, 6-2	at Creighton	Omaha, Neb.
5/14	L, 1-10	at Georgia*	Athens, Ga.
5/15	W, 9-0	at Georgia*	Athens, Ga.
5/16	W, 8-1	at Georgia*	Athens, Ga.
5/19	W, 2-1	vs. Tennessee!	Hoover, Ala.
5/20	W, 7-6	vs. Florida!	Hoover, Ala.
5/21	L, 5-10	vs. LSU!	Hoover, Ala.
5/22	L, 0-10	vs. Florida!	Hoover, Ala.
5/29	W, 8-6	vs. Oral Roberts+	Stillwater, Okla.
5/30	W, 7-5	at Oklahoma State+	Stillwater, Okla.
5/31	W, 4-3	vs. St. John's+	Stillwater, Okla.
6/5	W, 18-4	Missouri State\$	Fayetteville
6/6	L, 1-3	Missouri State\$	Fayetteville
6/7	W, 3-2	Missouri State\$	Fayetteville
6/13	L, 3-5	vs. Virginia#	Omaha, Neb.
6/15	L, 3-4	vs. Miami#	Omaha, Neb.

* - South Alabama Tournament

% - SEC Game

% - Game played at Dickey-Stephens Park

! - SEC Tournament

+ - NCAA Stillwater Regional

\$ - NCAA Fayetteville Super Regional

- College World Series

2016 (26-29; 7-23 7th SEC West)

Dave Van Horn

Date	Result	Opponent	Location
2/19	W, 6-1	Central Michigan	Fayetteville
2/20	W, 4-3	Central Michigan	Fayetteville
2/21	W, 9-4 (8)	Central Michigan	Fayetteville
2/23	W, 21-4	Miss. Valley State	Fayetteville
2/24	W, 20-0	Miss. Valley State	Fayetteville
2/26	W, 5-2	vs. Rice*	Houston, Texas
2/27	W, 12-3	vs. Houston*	Houston, Texas
2/28	W, 10-6	vs. Texas Tech*	Houston, Texas
3/2	L, 2-3	Louisiana Tech	Fayetteville
3/4	W, 5-2	Eastern Illinois	Fayetteville
3/5	L, 8-10 (12)	Eastern Illinois	Fayetteville
3/6	W, 3-2	Eastern Illinois	Fayetteville
3/9	L, 10-15	Gonzaga	Fayetteville
3/11	W, 3-2 (10)	Western Illinois	Fayetteville
3/12	W, 9-3	Western Illinois	Fayetteville
3/13	W, 3-0	Western Illinois	Fayetteville
3/15	W, 14-4	Grambling State	Fayetteville
3/16	W, 3-2	Grambling State	Fayetteville
3/18	L, 6-10	at South Carolina*	Columbia, S.C.
3/19	L, 2-6	at South Carolina*	Columbia, S.C.
3/20	L, 6-8	at South Carolina*	Columbia, S.C.
3/25	W, 3-2	Auburn*	Fayetteville
3/26	W, 14-7	Auburn*	Fayetteville
3/27	W, 3-1	Auburn*	Fayetteville
3/29	L, 4-5	at Oklahoma State	Stillwater, Okla.
4/1	W, 7-6	Missouri*	Fayetteville
4/2	L, 5-8	Missouri*	Fayetteville
4/3	L, 1-10	Missouri*	Fayetteville
4/6	W, 12-4	at Memphis\$	Memphis, Tenn.
4/8	L, 3-7	at Ole Miss*	Oxford, Miss.
4/9	L, 9-14	at Ole Miss*	Oxford, Miss.
4/10	L, 7-8	at Ole Miss*	Oxford, Miss.
4/12	W, 3-1	ULM%	N. Little Rock, Ark.
4/14	L, 8-12	Florida*	Fayetteville
4/15	L, 2-9	Florida*	Fayetteville
4/16	L, 2-8	Florida*	Fayetteville
4/19	W, 6-2	Creighton	Fayetteville
4/22	W, 1-0 (10)	at Kentucky*	Lexington, Ky.
4/23	W, 2-0 (7)	at Kentucky*	Lexington, Ky.
4/23	L, 4-5 (7)	at Kentucky*	Lexington, Ky.
4/26	W, 7-6	Oklahoma State	Fayetteville
4/30	W, 9-5	Texas A&M*	Fayetteville
4/30	L, 8-11 (11)	Texas A&M*	Fayetteville
5/1	L, 2-6	Texas A&M*	Fayetteville
5/3	L, 6-14	at Missouri State	Springfield, Mo.
5/6	L, 4-5	at LSU*	Baton Rouge, La.
5/7	L, 9-10 (10)	at LSU*	Baton Rouge, La.
5/8	L, 1-7	at LSU*	Baton Rouge, La.
5/13	L, 6-8	Alabama*	Fayetteville
5/14	L, 4-10	Alabama*	Fayetteville
5/15	L, 4-7	Alabama*	Fayetteville
5/17	L, 2-8	Missouri State	Fayetteville
5/19	L, 0-7	at Mississippi State*	Starkville, Miss.
5/20	L, 1-5	at Mississippi State*	Starkville, Miss.
5/21	L, 4-9	at Mississippi State*	Starkville, Miss.

* - Houston College Classic

% - SEC Game

\$ - Game played at AutoZone Park

% - Game played at Dickey-Stephens Park



Arkansas advanced to the College World Series for the seventh time in program history in 2012 after winning two of three games over No. 4 Baylor in the Waco Super Regional.



The University of Arkansas



GAME CREDENTIALS

Members of the media should contact John Thomas to request individual game credentials for Razorback home games. Credential requests should be made no later than noon (CT) the day before the scheduled contest and should be directed by e-mail to Thomas. Credential requests for away games should be made to the communications contact of the home team. Only fully accredited personnel directly involved in the coverage of the game will be admitted. Credentials are non-transferable.

INTERVIEW POLICIES

Please direct all requests for interviews with coaches and players to John Thomas. For home SEC weekends, Coach Dave Van Horn will hold his weekly press conference on Thursday with players and assistant coaches available following Thursday's practice. On road SEC weekends, Coach Van Horn will hold his weekly press conference on Wednesday with players and assistant coaches available following Wednesday's practice. Players are not available for interviews on gamedays, except for post-game interviews. Post-game press conferences are held in the indoor Pitching Development Center located down the third base line. Coach Van Horn and two or three most requested Razorback players will address the media. In the event of a doubleheader, the only Arkansas player available between games for interviews is the starting pitcher of game one. The Arkansas clubhouse is off limits to the media at all times.

E-MAIL UPDATES

Members of the media may request to be added to the Arkansas communications baseball e-mail group. Subscribers will receive game notes, game stories and other information. To subscribe, send a request to John Thomas. Please identify yourself and your organization in your request as this service is only available to members of the media.

GAMEDAY MEDIA SERVICES

The Arkansas communications staff provides scorecards, rosters, updated statistics and results for each team in the Baum Stadium press box prior to home games. Box scores, play-by-play and any postgame notes are disseminated approximately 10 minutes after the conclusion of the game. An Associated Press-style game story is also produced by the communications office. Members of the media may request these stories be sent to their organization via e-mail by contacting a member of the communications office.

WIRELESS INTERNET

The Baum Stadium press box is equipped with wireless internet for use by the media. Media members should log on to the "UARK Media" network by using a password that will be provided at the stadium.



John Thomas (University of Arkansas, 2011)

Assistant Director of Communications

Office 479-575-7430

Cell 479-313-2564

Email jfthomas@uark.edu

Twitter @John_Thomas

ARKANSAS ATHLETIC COMMUNICATIONS

The University of Arkansas athletic communications office is located on the main floor of Bud Walton Arena behind the Hog Heaven Store with office hours from 8 a.m. to 5 p.m., Monday through Friday. You can often reach us at Bud Walton after hours, but if not, please leave a message on our voice mail system.

Office: 479-575-2751 | Cell: 479-313-2564

Fax: 479-575-7481 | Press Row: 479-575-6622

Mailing Address

Razorbacks Communications

P.O. Box 7777

Fayetteville, AR 72702-7777

Overnight Address

University of Arkansas

Razorbacks Communications

Bud Walton Arena

1240 W. Leroy Pond Drive

Fayetteville AR 72701

GAMEDAY LIVE STATS

Live in-game stats will be provided at <http://arkansas.statbroadcast.com>.

FACILITIES/PARKING

The Arkansas baseball team conducts all games at Baum Stadium at George Cole Field. Baum Stadium is located just off Razorback Road south of Martin Luther King, Jr., Boulevard. There is space for media parking on game day. Only cars with a parking credential will be allowed access to the parking lot.

PHOTOGRAPHERS

No cameras are allowed on the Baum Stadium playing surface during games. Photographers are encouraged to use the photo wells at the end of each dugout and behind home plate.



For the 26th consecutive season, every pitch of the Arkansas baseball season can be heard on the Razorback Sports Network from IMG College. The network spans the state of Arkansas and can also be heard in neighboring states as well as across the globe via the internet.

The Razorback Baseball Radio Network is one of the largest collegiate baseball radio networks in the nation. With more than 20 affiliates, Razorback baseball games are never more than a dial away no matter where an Arkansas fan resides.

Phil Elson begins his third season as the play-by-play announcer for the Razorbacks. Named the 2009 Arkansas Sportscaster of the Year, Elson has 18 years of professional baseball broadcasting experience, including 14 seasons as the Director of Broadcasting and Media Relations for the Arkansas Travelers, the AA affiliate of the Los Angeles Angels.

Rick Schaeffer, who returned to Razorback baseball broadcasts in 2001 after a five-year absence, handles color analyst during all home games. He worked in the UA sports information department for 24 years, 21 of those year serving as the director. Schaeffer is currently the communications director for the Springdale School District and the co-host of DriveTime.



Phil Elson
Play-by-Play



Rick Schaeffer
Analyst



David Shoemaker
RSP General Manager



sports · entertainment · media

2017 RAZORBACK BASEBALL SPORTS NETWORK AFFILIATES

Arkadelphia	KYXK-FM	106.9
Conway	KASR-FM	92.7
Crossett	KAGH-FM	104.9
El Dorado	KELD-FM	106.5
Fayetteville	KQSM-FM	92.1
Forrest City	KXJK-AM	950
Fort Smith	KERX-FM	95.3
Glenwood	KWXI-FM	98.9
Glenwood	KWXI-AM	670
Helena	KFFA-AM	1360
Helena	KFFA-FM	103.1
Hope	KXAR-AM	(SEC Games) 1490
Little Rock	KABZ-FM	103.7
Marshall	KBCN-FM	104.3
Mena	KTTG-FM	96.3
Prescott	KTPA-AM	(SEC Games) 1370
Rogers	KURM-AM	790
Rogers	KURM-FM	100.3
Russellville	KARV-AM	610
Russellville	KARV-FM	101.3
Stuttgart	KWAK-FM	105.5





GREG SANKEY
Commissioner



BEN BEATY
Assistant Director of
Communications

SEC Members

University of Alabama
University of Arkansas
Auburn University
University of Florida
University of Georgia
University of Kentucky
Louisiana State University
University of Mississippi
Mississippi State University
University of Missouri
University of South Carolina
University of Tennessee
Texas A&M University
Vanderbilt University

Conference Office

2201 Richard Arrington Blvd. North
Birmingham, AL 35203

Switchboard: 205-458-3000
Media Relations: 205-458-3010
Baseball Contact: Sean Cartell
Fax: 205-458-3030
Web site: www.secsports.com



The Southeastern Conference, with its storied 83-year history of athletic achievements and academic excellence, has built perhaps the greatest tradition of intercollegiate competition in baseball of any league in the country since its inception in 1933.

An SEC squad has now appeared in the College World Series 31 of the last 32 years, including appearances by 15 teams in the last six years. Seven SEC teams were selected for NCAA Regional play with five advancing to NCAA Super Regionals.

The SEC has sent 55 teams to the College World Series since 1990. That was accomplished despite no SEC teams making the field in 1992. LSU has been to Omaha 14 times, Florida has now been 10 times, South Carolina six times, Georgia and Mississippi State five times, Arkansas four times, while Alabama, Tennessee, and Vanderbilt have been three times each. Auburn has been twice. SEC teams are 113-97 in Omaha since 1990, a 53.8 winning percentage.

SEC teams have won 10 of the last 27 national championships, with LSU winning six (1991, 1993, 1996, 1997, 2000, 2009), South Carolina winning two (2010, 2011), Vanderbilt taking home the title in 2014 and Georgia claiming the 1990 title. The SEC has finished runner up nine times in that span, 1997, 2002, 2005, 2008, 2011, 2012, 2013, 2014 and 2015.

The SEC has averaged nearly eight games played per year in the College World Series since 1990. In 2015, an SEC team played in each of the 16 games of the CWS. In 2004, 12 of the 15 games played in Omaha involved an SEC team. In 1997, the SEC had a team in 13 of the 14 games played in the CWS. Since 1990, an SEC team has played in 187 of the 393 games.

The SEC has played 55 games in the "Final Four" of the College World Series since 1990. Only six times, 1992, 1994, 2003, 2006, 2007 and 2016 has the SEC failed to get a team to the "Final Four" of the CWS.

Total attendance for the 2016 SEC Tournament was 150,064, which broke the previous record by nearly 17,000. Two of the top-five highest attendance marks for a single session were set in 2016. The event has become the Birmingham metro's highest attended sporting event annually, second in the state only to NASCAR races at Talladega. Birmingham Magazine named it the top sporting event annually in the Birmingham area. The entire SEC Baseball Tournament was broadcast live on national television for the second consecutive year.

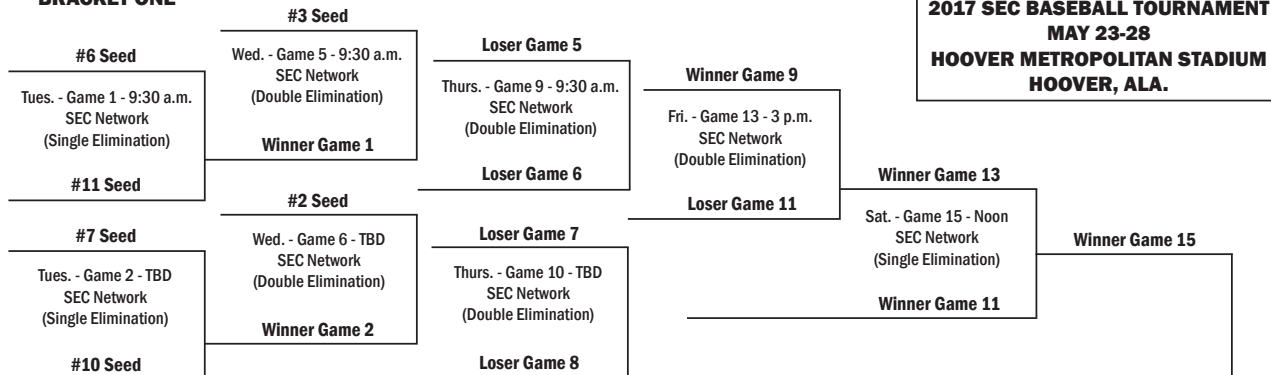
- A record seven SEC schools were selected as NCAA Regional host sites in 2016, and four teams - also an NCAA record - earned national seeds.
- Total attendance for the 2016 SEC Tournament was 150,064, which broke the previous record by nearly 17,000. Two of the top-five highest attendance marks for a single session were set this year. Combined home attendance for all 14 SEC teams passed the two million mark for the sixth consecutive season, and the top-six national attendance leaders were all from the SEC (LSU, Ole Miss, Mississippi State, Arkansas, South Carolina, and Texas A&M).
- This season marked the first time that six SEC teams won 40 or more regular season games.
- A total of 14 SEC student-athletes were selected on the first day of the Major League Baseball Draft. Seven were selected in the first round/lottery round A, including two in the top-10. Tennessee's Nick Senzel was selected second overall by the Cincinnati Reds, while the Oakland Athletics took Florida's A.J. Puk with the sixth overall pick. The SEC's four first round picks represented three different schools. The SEC has now had a first-round MLB selection each year since 1991 and 109 total in the first round during that time.
- Among the top-two picks in each of the last two MLB Drafts, three have been from the SEC. Vanderbilt's Dansby Swanson and Arkansas' Andrew Benintendi were taken 1-2 in the 2015 draft.
- South Carolina pitcher Braden Webb was named the 2016 National Collegiate Baseball Writers Association National Pitcher of the Year. Florida's Logan Shore and Texas A&M's Boomer White were named District Players of the Year.
- Kentucky's Dustin Beggs was named to the 2016 Capital One Academic All-America Division I Baseball Team.



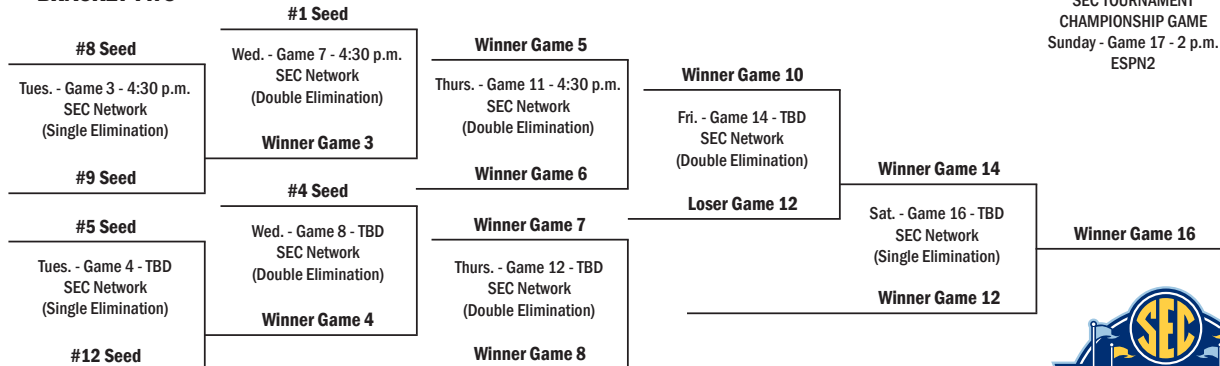
2017 SEC TOURNAMENT

May 23-28 | Hoover Metropolitan Stadium | Hoover, Ala.

BRACKET ONE



BRACKET TWO



All times Central.
The second game of each session will begin approximately 30 minutes after the conclusion of the first game.






There's a reason...

...the University of Arkansas is one of the nation's fastest growing universities. Nestled in the Ozarks, we learn in one of the **best places to live** in the nation. This is where **tradition and innovation** work together to keep us grounded as students and faculty make discoveries that **improve our world**. The University of Arkansas is among the **top public research** universities in the U.S., that's why federal agencies like NASA and top industries turn to us to **solve problems and advance technology**. This is where we grow our world, one student at a time, by **leading change and changing lives**.





**MOST DEGREE
PROGRAMS IN
THE STATE**

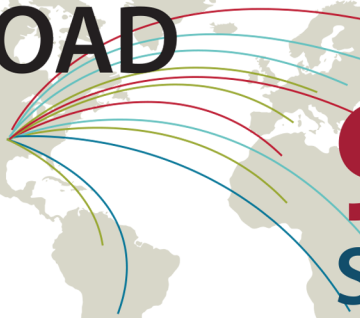


More than 200
baccalaureate, master's,
doctoral, professional and
specialist degree programs.

**FASTEST
GROWING**

public doctoral
institution in
the country

**STUDY
ABROAD**



900+
STUDENTS
50+ countries

Chronicle of Higher Education
- 2015



NATIONALLY COMPETITIVE AWARDS



GOLDWATER SCHOLARS

16th among all public universities

TRUMAN SCHOLARS

11th among all public universities



RHODES SCHOLARS

38th in nation among public universities


INNOVATIVE RESEARCH CENTERS

Alan Mantooth, Distinguished Professor of electrical engineering, will direct a new

\$15 million national center devoted to protecting the nation's power grid from cyber attacks.

Min Zou, professor of mechanical engineering, will lead a new

\$20 million Center for Surface Engineering to develop new technology for industries.



Enrollment: **26,754**
Student-to-Faculty
Ratio **19:1**

Fall 2015



MILITARY FRIENDLY

– Guide to Military Friendly Schools
7th year in a row



81%

incoming

HONORS COLLEGE

freshman fellows hail from Arkansas



PROMISE GRANT

Largest grant ever awarded to the U

of A to College of Education and Health Professions and Arkansas Department of Education from U.S. Department of Education to fund a program aimed at improving the education and career outcomes of low-income Arkansas teens with disabilities.

'GREEN RECOGNITION': THE PRINCETON REVIEW'S GUIDE TO 353 GREEN COLLEGES: 2015 EDITION



Greenhouse gas emissions were reduced by **9.47%** while our campus community grew by **54.92%** and square footage increased by **21.65%** since 2002.

Nearly **\$52 million** has been invested in energy savings performance contracts.



RESEARCH EXPENDITURES

JUMPED 9%

IN FY15 TO

**\$133.7
MILLION**

THE HIGHEST EVER

Senior Walk

Our greatest achievements are etched in stone at the University of Arkansas, with more than 5 miles of sidewalk bearing the names of all of our graduates. This unique tradition stretches across campus, Senior Walk includes the names of more than 170,000 graduates, and counting.

Notable Graduates

Jerry Jones, owner of the Dallas Cowboys
Veronica Campbell-Brown, Olympic gold medalist
Stacy Lewis, LPGA golfer
Doug McMillon, President and CEO of WalMart Stores, Inc.



DR. JOSEPH E. STEINMETZ | CHANCELLOR

Joseph E. Steinmetz became the sixth chancellor of the University of Arkansas on January 1, 2016. Prior to this appointment, he was Ohio State's chief academic officer. As executive vice president and provost, he oversaw the administration, coordination, and development of all academic functions of the university.

Dr. Steinmetz came to Ohio State in 2009 to serve as vice provost for arts and sciences and executive dean of the then-new College of Arts and Sciences. With his leadership, the former five independent colleges of arts and sciences were unified into the largest arts and sciences college in the country.

Before coming to Ohio State, Dr. Steinmetz was dean of the College of Liberal Arts and Sciences at the University of Kansas, where he was also a university distinguished professor. Before Kansas, Dr. Steinmetz spent 19 years at Indiana University, Bloomington where he served as Chair of the Department of Psychology, Executive Associate Dean of Arts and Sciences and a Distinguished Professor of Psychological and Brain Science.

A nationally respected behavioral neuroscientist, Dr. Steinmetz was recognized in 1996 by the National Academy of Sciences for his contributions to the fields of experimental psychology and neuroscience. In 2012 he was named an AAAS Fellow.

His research interests include neuroanatomical and neurophysiological substrates of learning and memory; the effects of alcohol on neural and behavioral function; neurobiological and behavioral models of fetal alcohol syndrome; and the neurobiology of simple human learning, memory, and cognitive function.

Dr. Steinmetz earned his bachelor's and master's degrees at Central Michigan University and his doctorate at Ohio University. He and his wife, Sandy, have two sons and four grandchildren.



DR. SHARON HUNT | FACULTY ATHLETICS REPRESENTATIVE

Former Chancellor G. David Gearhart appointed Dr. Sharon Hunt to be the faculty athletics representative (FAR) for the University of Arkansas in August 2010.

Dr. Hunt is the first woman and non-lawyer to hold the post. Dr. Hunt has been on the University of Arkansas faculty since 1990, and she served as the department head of the recently renamed Department of Health, Human Performance and Recreation from July 1, 1990 until June 30, 2011 except for the 2000-01 academic year, when she served as the interim dean of the College of Education and Health Professions. On June 30, 2011 Dr. Hunt stepped down as department head and returned to the faculty at the rank of Professor giving her more time to devote to the FAR position.

A high school athlete, Hunt's involvement with collegiate athletics dates back to her own college days at the University of Arkansas when she played extramural sports with the women's basketball and tennis teams prior to the enactment of Title IX. After receiving her bachelor's and master's degrees in physical education from the university, she went on to earn a Doctor of Education degree from the University of Georgia, where she taught a variety of undergraduate courses as a graduate assistant. Upon the completion of her doctoral degree, she joined the faculty of the University of Kentucky for 13 years, where she taught both undergraduate and graduate courses and served as the graduate coordinator for the Department of Health, Physical Education and Recreation. In 1990, she and her family returned to Fayetteville.

The FAR's responsibilities lie in three broad areas: academic integrity within the athletics program, student-athlete well-being, and institutional control of the athletics program. Dr. Hunt is involved in the student-athlete advisory council on campus and chairs the Academic Credential Review Committee and Athletic's Academic Integrity Committee, and serves as an ex-officio member of the Faculty Athletics Committee. In addition, she travels to represent the University of Arkansas at various SEC and NCAA meetings.

Dr. Hunt was instrumental in establishing the graduate athletic training education program in the College of Education and Health Professions, and she has worked closely with athletics on that program. The athletics department provides support to students in the athletic training education program in the form of a stipend, books and travel to the Arkansas Athletic Trainers' Association annual meeting. Two endowed scholarships for athletic training students in honor of longtime Razorback trainers Dean Weber and the late Bill Ferrell were established through the athletics department. Dr. Hunt has been married to David Hunt since 1973, and they have an adult son and daughter as well as one grandson and granddaughter.

UNIVERSITY OF ARKANSAS LEADERSHIP

The Board of Trustees of the University of Arkansas serve as the institution's governing body. The board is comprised of 10 trustees representing each of the state's four congressional districts. The president is the chief executive officer of the University of Arkansas System and reports to the Board of Trustees. Each campus has a chancellor as its chief executive officer, reporting directly to the president.

BOARD OF TRUSTEES



Donald R. Bobbitt
System President



Joseph E. Steinmetz
Chancellor



Reynie Rutledge
Chairman
Searcy (2017)



David H. Pryor
Vice Chairman
Fayetteville (2019)



Morrill Harriman
Secretary
Little Rock (2024)



Mark Waldrip
Assistant Secretary
Moro (2020)

A MESSAGE FROM CHANCELLOR STEINMETZ

Razorback baseball fans are some of the best you'll find anywhere – ranking in the top five nationally in attendance for more than a decade. Your consistent support has helped Coach Van Horn's teams advance to the NCAA Tournament for 14 of the last 15 years, including a trip to the College World Series in 2015. Baum Stadium at George Cole Field is one of the nation's finest college baseball facilities and I'm looking forward to see it full of cheering Razorback fans this season.

At the University of Arkansas, we're extremely proud of Razorback Athletics and our student athletes. Our athletics department is perennially recognized as being among the top 25 department in the country.

Last spring, our student athletes also had a combined GPA of 3.23 – the thirteenth consecutive semester the department exceeded 3.0. More importantly, 76 Razorback student athletes were eligible to participate in spring commencement ceremonies. Combined with fall commencement ceremonies, 100 Razorback student-athletes added their name to Senior Walk as graduates of the University of Arkansas.

I am very proud of the fact that our student-athletes excel in academics as well as in athletics – and you should be proud, too. After all, you're helping to make it happen.

On behalf of the University of Arkansas, thank you for your support of our students, faculty, and staff. We couldn't do it without you.

Go Hogs!
Dr. Joe Steinmetz
Chancellor



Ben Hyneman
Jonesboro (2018)



John Goodson
Texarkana (2021)



Stephen Broughton, M.D.
Pine Bluff (2022)



C.C. "Cliff" Gibson III
Monticello (2023)



Sheffield Nelson
Little Rock (2025)



Kelly Eichler
Little Rock (2026)

UNIVERSITY OF ARKANSAS CAMPUS LEADERSHIP FAYETTEVILLE EXECUTIVE COMMITTEE

Dr. Joseph E. Steinmetz
Chancellor

Randy Massanelli
Vice Chancellor for Governmental Relations

Mark Power
Vice Chancellor for Advancement

James S. Coleman
Provost and Vice Chancellor for Academic Affairs

Tim O'Donnell
Vice Chancellor for Finance & Administration

Marcia Overby
Associate Vice Chancellor for Administration

Jeff Long
Vice Chancellor for Intercollegiate Athletics

Charles Robinson
Vice Provost for Student Affairs

Laura Jacobs
Associate Vice Chancellor and Chief of Staff

Bill Kincaid
Associate General Counsel

Entering his ninth full year as Vice Chancellor and Director of Athletics, Jeff Long has helped transform the University of Arkansas' Department of Intercollegiate Athletics into one of the most successful and mission driven programs in the country. Long, the 2015 SportsBusiness Journal (SBJ) and SportsBusiness Daily (SBD) Athletic Director of the Year, leads a program that encompasses 19 sports and more than 460 student-athletes.

Long has focused every aspect of the Razorback program on achieving the mission of developing student-athletes to their fullest potential through intercollegiate athletics. In the process, he has also emerged as nationally respected leader within intercollegiate athletics and an influential voice on issues pertaining to student-athletes and their collegiate experience.

Long served as the inaugural College Football Playoff selection chairman for the 2014 and 2015 seasons and remains a member of the selection committee through 2017. He also currently serves as the athletics director representative on the Southeastern Conference's Executive Committee.



Even while representing his institution and the state in some of the most prestigious leadership positions in college sports, Long has guided the Razorback program to unprecedented success. In Long's tenure, Arkansas has captured 29 conference championships and advanced to 123 post-season competitions, including the school's first Bowl Championship Series appearance in football and national titles at the 2013 NCAA Men's Indoor and the 2015 NCAA Women's Indoor Track and Field Championships and the 2016 NCAA Outdoor Track and Field Championships. In 2015-16, Arkansas finished among the top 30 in the Learfield Sports Directors Cup for the eighth time in nine years, including the top 25 for the seventh time in that span. In addition to the second women's national title in as many years, the Razorbacks completed a 2015-16 SEC triple crown in both men's and women's track and field winning all six team titles in cross country, indoor and outdoor track and field.

In the classroom, the Razorbacks continue to set new standards including posting a school record student-athlete grade point average of 3.25 in the fall 2015 semester. Arkansas led the conference in selections to the SEC Fall Academic Honor Roll, including a league high 40 football student-athletes. Razorback student-athletes finished the academic year with a 3.23 GPA in the spring semester marking the 13th consecutive term Razorback student-athletes posted a GPA exceeding 3.0. For the fourth consecutive year, Arkansas exceeded the national APR multi-year rate in all 19 sports. Graduation success rates continue to rise with an average of 100 current or former Razorback student-athletes graduating each year.

Student-athlete development has also been a priority. A \$10.65 million gift from the family of former Razorback and Dallas Cowboys owner Jerry Jones, the largest gift to athletics in more than two decades, transformed an already nationally recognized program into one that rivals any in the country. The Jerry and Gene Jones Family Student-Athlete Success Center is a 55,000 square foot facility dedicated to the development of more than 460 Razorback student-athletes.

Even before his appointment as the CFP Selection Committee's Chairman, Long's leadership and unwavering commitment to the student-athletes and maintaining integrity within intercollegiate athletics had not gone unnoticed. In 2013, Long was named as an Under Armour Athletics Director of the Year for the Football Bowl Subdivision. In 2012, Long was named a finalist for the SBJSBD Athletic Director of the Year. In the spring of 2012, the Donald W. Reynolds Foundation and longtime chairman Fred W. Smith made a combined gift of more than \$1.25 million to the program in recognition of Long's leadership of Razorback Athletics.

A member of the Chancellor's Executive Committee, Long is helping to chart the course for the future of higher education at the University of Arkansas while integrating Razorback Athletics into the campus community. Arkansas is one of less than 25 institutions in the nation to have a financially self-sustaining athletics department. Razorback Athletics receives no state funding and does not collect a student fee. In fact, the department routinely gives millions of dollars each year to support other campus academic programs.



The Long family (l-r): Stephanie, Fanny, Jeff, and Christina.

In each of the past six years, Razorback Athletics has transferred funds totaling more than \$1 million to support the university's academic mission. For 2016-17, the department's total support of university and student programs and initiatives will include more than \$3.325 million in direct funding of academic programs including financial support for Champions Hall, a new classroom and laboratory building, to serve the entire University of Arkansas student population.

Long was selected to replace legendary athletic director and former Razorback football coach Frank Broyles and even before he officially took the reins on Jan. 1, 2008, Arkansas announced that it would combine its previously independent men's and women's athletic programs. Long adeptly blended the athletic programs into one unified department and established a new administrative structure.

Under Long's leadership, the program has fortified its financial standing ensuring more support for the development of student-athletes. As economic indicators were beginning to point toward challenging economic times, Long

signed Arkansas to a decade long deal with IMG College to form Razorback Sports Properties that guaranteed the Razorback program \$73 million. Long also negotiated an extensive all sports apparel and footwear agreement with NIKE, Inc. for all 19 Razorback sports programs.

In 2010, Long moved to help meet the growing financial needs of fielding a nationally competitive all sports program. The athletic department launched the "Answer the Call" campaign through the Razorback Foundation which resulted in more than 2,600 new members and helped generate more than \$6.5 million in additional support for Razorback student-athletes.

With an eye towards the future, Long commissioned a comprehensive plan to assess the future facility needs of the program. Unveiled in October 2011, the Razorback Athletic Facilities Master Plan provided a vision and the road map for \$320 million of facility renovations and additions that will help all 19 Razorback sports remain competitive in the SEC and nationally over the next 30 years.

Projects already completed as part of the plan include the Fred W. Smith Football Center, the Fowler Family Baseball and Track Training Center, extensive renovations of the George Billingsley Tennis Center, John McDonnell Field (outdoor track and field), Razorback Field (soccer) and the Fred W. Smith and Mary B. Smith Golf Training Facility. In the fall of 2015, a Basketball Performance Center and the Jerry and Gene Jones Family Student-Athlete Success Center opened to Razorback student-athletes.

In June 2016, the University of Arkansas Board of Trustees approved a \$160 million Donald W. Reynolds Razorback Stadium Renovation and North End Zone Addition that will be completed in time for the 2018 football season. No university funds, state funds or student fees will be required to complete the project.

According to a recent economic impact study, Razorback Athletics will have an estimated economic impact of more than \$1 billion in five years. The study estimated Razorback Athletics generates \$162.7 million annually to the region's economy. In addition, recent athletic construction has generated another \$110.9 million for the region.

A veteran administrator with a track record of the highest commitment to the concept of "student-athlete," Long has had more than two decades experience in athletic administration at the Division I level including at the University of Pittsburgh, University of Oklahoma, University of Michigan, Virginia Tech University, Eastern Kentucky University and Rice University. Long also understands the coach's perspective from time spent in coaching staff positions at Duke University, University of Michigan and North Carolina State University.

His experience as an athletic director and administrator in five of the six Bowl Championship Series conferences - the Big 12, Big Ten, Big East, Atlantic Coast and SEC - gives Long a uniquely informed perspective on intercollegiate athletics.

On the forefront of NCAA governance, Long has served on the NCAA Management Council, the NCAA's Sports Wagering Task Force and as a member of the Executive Committee of the Division I-A Athletic Directors' Association. Long served on the NCAA Championships/Sports Management Cabinet.

Prior to assuming his current roles at Arkansas, Long served for four years as the athletic director at the University of Pittsburgh. Long redefined Pitt athletics, most notably through the "Quest for Excellence" campaign that raised nearly \$34 million to enhance the student-athlete experience. During his tenure, the program was selected No. 17 in the nation in the 2006 Sports Illustrated on Campus' All-Sport Rankings.

Before arriving at Pitt, Long was senior associate athletic director at Oklahoma for two and a half years overseeing external affairs for the Sooners. In addition, Long was the primary administrator for the Sooners' highly successful football and men's basketball programs, along with sport supervision of baseball, wrestling and both golf teams.

Long's first appointment as a director of athletics was at Eastern Kentucky where he served for two and a half years. Prior to Eastern, Long had a brief stay with Virginia Tech as an associate athletics director.

He began his career in college athletic administration at Michigan, hired by legendary coach and athletics director, the late Bo Schembechler. During his seasons with the Wolverines, Long was promoted through a series of posts to the position of associate athletics director.

A former two-sport athlete at Ohio Wesleyan, Long earned seven varsity letters for the Bishops in football and baseball before completing his degree in economics in 1982. He started his post-graduate career in athletics working on head coach Tom Reed's staff as a graduate assistant football coach at the cradle of coaches, Miami University of Ohio. Long earned his master's in education at Miami in 1983, moving on to football staff positions at Rice, Duke and N.C. State prior to joining Michigan.

An Ohio native from Kettering, Long is married to the former Fanny Gellrich of Ann Arbor, Mich. The Longs have two daughters, Stephanie and Christina. In spring 2016, Stephanie graduated Summa Cum Laude with two degrees from the Fulbright College of Arts and Sciences. She is currently enrolled in graduate school at the University of Arkansas. Christina is a senior honors student at Fayetteville High School. She is also a contributing photographer for Razorback Athletics.





JEFF LONG
Vice Chancellor &
Director of Athletics



JULIE CROMER PEOPLES
Senior Associate AD/SWA
Admin & Sport Programs



MATT TRANTHAM
Senior Associate AD
Internal Operations



JON FAGG
Senior Associate AD
Development & Administration



CLAYTON HAMILTON
Senior Associate AD
Business Operations & CFO



CHRIS FREET
Senior Associate AD
External Ops & Strategic Comm.



CHRIS POHL
Associate AD
Event Management & Sport Admin.



KEVIN TRAINOR
Associate AD
Public Relations



JUSTIN MALAND
Associate AD
Facilities



ELVIS MOYA
Associate AD
Marketing & Fan Development



TRACEY STEHLIK
Associate AD
Compliance



CHARLES SMALL
Assistant AD
Academic Services



MICHELLE GLOVER
Assistant AD
Broadcast Services



MARCUS SEDBERRY
Assistant AD
S-A Development & Admin.



PATRICK PIERSON
Assistant AD
Communications



MARK TAURISANI
Assistant AD
Football Operations



JOHN GOURLAY
Assistant AD
Development



SCOTT SARGENT
Assistant AD
Facilities



CHARLIE ARVISO
Assistant AD
Ticket Sales

Head Coaches



DAVE VAN HORN
Baseball



MIKE ANDERSON
Men's Basketball



JIMMY DYKES
Women's Basketball



CHRIS BUCKNAM
Men's Cross Country/
Track & Field



LANCE HARTER
Women's Cross Country/
Track & Field




BRET BIELEMA
Football



BRAD McMAKIN
Men's Golf




SHAUNA ESTES-TAYLOR
Women's Golf



MARK COOK
Gymnastics



COLBY HALE
Women's Soccer



COURTNEY DEIFEL
Softball




NEIL HARPER
Swimming & Diving



ANDY JACKSON
Men's Tennis




MICHAEL HEGARTY
Women's Tennis




JASON WATSON
Volleyball



Kelly Moore
Administrative Assistant
Camp Coordinator



Corey Wood
Athletic Trainer



Mike Strouhal
Strength & Conditioning



Blake Anderson
Sports Turf Operations



Mark Taylor
Equipment



Chris Arnold
Orthopedic Physician



Ramon Ylanan
Team Physician



Britta DeLay
Academics



Taylor McGillis
Digital Strategist



John Thomas
Communications



Jimmy Sanchez
Marketing



Trent Daniel
Graphic Design



ABOUT THE FOUNDATION

As the primary fundraising organization for Arkansas Athletics, the mission of the Razorback Foundation Inc. is to support the athletic endeavors of the University of Arkansas. The Foundation assists our student-athletes by providing financial support for scholarships, facilities and various programs that enable them to realize their dreams of achieving a quality college education while participating in athletics on a nationally competitive level.

WHY WE NEED YOUR HELP

Through contributions from our members, who understand the need and cost of maintaining a premier athletic program, we are able to provide scholarship support, funding for facility enhancements and financial assistance to other programs designed to elevate student-athletes and Arkansas Athletics.

Being an active member of the Razorback Foundation is not only an investment in the athletic program and the University of Arkansas, it also unlocks many special benefits to you. Those include priority access to season tickets and parking for athletic events, priority points, membership thank you packet, invitations to exclusive member-only events plus more!

JOIN TODAY!

There is no better way to support Razorback Athletics than to contribute to the Razorback Foundation Annual Fund. Your gift, no matter the size, will significantly impact the lives of more than 460 student-athletes.

Several membership levels are available and you may designate your gift(s) to football, men's basketball, baseball, men's Olympic sports and/or women's sports. Gifts may be made outright or via automatic payment plans. The Foundation also offers a Collegiate Membership for current University of Arkansas students as well as a Young Alumni Program for recent graduates.

For more information about membership levels, benefits and other giving opportunities, please contact us at 877-436-0013 or gohogs@razorbackfoundation.com. More information may be found at razorbackfoundation.com.



SCOTT VARADY
Executive Director
& General Counsel



BILLYE VETETO
Chief Financial Officer



JOHN MATSKO
Senior Associate
Director



MARVIN CASTON
Senior Director of
Development



NORM DeBRIYN
Director of Development



SUSIE SHINN
Director of Development



MICA STROTHER
Director of Development



TERRY PRENTICE
Associate Director
of Development



HUNTER SAGELY
Assistant Director
of Development



DEAN WEBER
Assistant Director
of Development



CHARLOTTE FAUCETTE
Member Relations



CASSY JULICH
Member Relations/
Receptionist



JACKIE ROLLINS
Member Relations/
Assistant to the
Executive Director



DEBBIE SCOGGIN
Member Relations



JULIA WOODS
Member Relations



HAROLD HORTON
Executive Director
Emeritus

3

FAYETTEVILLE, AR

University of Arkansas

22

NASHVILLE, TN

Vanderbilt University

46

COLUMBIA, SC

University of South Carolina

56

KNOXVILLE, TN

University of Tennessee

63

BATON ROUGE, LA

LSU



U.S. News

2017 ARKANSAS BASEBALL SCHEDULE



February

			1	2	3	4
5	6	7	8	9	10	11
12	13	14	15	16	17	18
19	20	21	22	23	24	25
26	27	28	29	30	31	

March

			1	2	3	4
5	6	7	8	9	10	11
12	13	14	15	16	17	18
19	20	21	22	23	24	25
26	27	28	29	30	31	

April

						1
2	3	4	5	6	7	8
9	10	11	12	13	14	15
16	17	18	19	20	21	22
23	24	25	26	27	28	29
30						

May

	1	2	3	4	5	6
7	8	9	10	11	12	13
14	15	16	17	18	19	20
21	22	23	24	25	26	27
28	29	30	31			

| @RazorbackBSB

* SEC Games * Frisco, Texas (Dr. Pepper Ballpark) * North Little Rock, AR (Dickey-Stephens Park) * Kansas City, MO (Kauffman Stadium)
 Home Games (Baum Stadium | Fayetteville, AR) Away Games All times are CT and subject to change
 • SEC Tournament (Hoover, AL) May 23-28 NCAA Regionals June 2-5 NCAA Super Regionals June 9-12 College World Series (Omaha, NE) June 17-29