



ARKANSAS // 2016 GAME NOTES

28 NCAA TOURNAMENT APPEARANCES | 14 STRAIGHT NCAA APPEARANCES
8 COLLEGE WORLD SERIES APPEARANCES | 2 SEC WEST TITLES

2016 Schedule/Results

Overall: 18-7 | SEC: 3-3 | H: 15-3 | A: 0-4 | N: 3-0

Feb. 19	CENT. MICHIGAN	W, 6-1
Feb. 20	CENT. MICHIGAN	W, 4-3
Feb. 21	CENT. MICHIGAN	W, 9-4 (8)
Feb. 23	MS VALLEY STATE	W, 21-4
Feb. 24	MS VALLEY STATE	W, 20-0
Feb. 26	#24 Rice^	W, 5-2
Feb. 27	#9 Houston^	W, 12-3
Feb. 28	#23 Texas Tech^	W, 10-6
March 2	LOUISIANA TECH	L, 3-2
March 4	EASTERN ILLINOIS	W, 5-2
March 5	EASTERN ILLINOIS	L, 10-8 (12)
March 6	EASTERN ILLINOIS	W, 3-2
March 8	GONZAGA	Cancelled
March 9	GONZAGA	L, 15-10
March 11	WESTERN ILLINOIS	W, 3-2 (10)
March 12	WESTERN ILLINOIS	W, 9-3
March 13	WESTERN ILLINOIS	W, 3-0
March 15	GRAMBLING	W, 14-4
March 16	GRAMBLING	W, 3-2
March 18	at #12 South Carolina*	L, 10-6
March 19	at #12 South Carolina*	L, 6-2
March 20	at #12 South Carolina*	L, 8-6
March 25	AUBURN*	W, 3-2
March 26	AUBURN*	W, 14-7
March 27	AUBURN*	W, 3-1
March 29	at #16 Oklahoma St.	L, 5-4
April 1	MISSOURI*	6:30 p.m.
April 2	MISSOURI*	7:30 p.m.
April 3	MISSOURI*	12:30 p.m.
April 6	at Memphis	6:30 p.m.
April 8	at Ole Miss*	6:30 p.m.
April 9	at Ole Miss*	7 p.m.
April 10	at Ole Miss*	12 p.m.
April 12	vs. ULM#	6:35 p.m.
April 14	FLORIDA*	8 p.m.
April 15	FLORIDA*	6:35 p.m.
April 16	FLORIDA*	2:05 p.m.
April 19	CREIGHTON	6 p.m.
April 21	at Kentucky*	6 p.m.
April 22	at Kentucky*	6:30 p.m.
April 23	at Kentucky*	12 p.m.
April 26	OKLAHOMA ST.	6:35 p.m.
April 29	TEXAS A&M*	6:35 p.m.
April 30	TEXAS A&M*	2 p.m.
May 1	TEXAS A&M*	1 p.m.
May 3	at Missouri St.	6:35 p.m.
May 6	at LSU*	7 p.m.
May 7	at LSU*	6:30 p.m.
May 8	at LSU*	1 p.m.
May 13	ALABAMA*	6:35 p.m.
May 14	ALABAMA*	6:05 p.m.
May 15	ALABAMA*	1:05 p.m.
May 17	MISSOURI ST.	6:35 p.m.
May 19	at Miss. State*	6:30 p.m.
May 20	at Miss. State*	6:30 p.m.
May 21	at Miss. State*	5 p.m.
May 24-29	SEC Tournament	
June 3-6	NCAA Regionals	
June 10-13	NCAA Super Regionals	
June 17-29	College World Series	

^ - Houston College Classic
 # - Played at Dickey-Stephens Park (NLR)

Friday - Sunday, April 1-3 • Fayetteville, Ark.
 No. 15 Arkansas (18-7, 3-3 SEC) vs. Missouri (15-12, 0-6 SEC)
 Game 26-28 • Baum Stadium (10,373)



APRIL 1	1st Pitch: 6:30p	Probable Pitchers	W-L	APP	GS	ERA	IP	SO	BB
FRI	TV: SEC Network+	MIZZ - RHP Reggie McClain	3-0	6	6	1.72	47.0	43	2
	Radio: RSN/IMG	ARK - RHP Dominic Taccolini	3-1	6	6	4.36	33.0	28	9
APRIL 2	1st Pitch: 7:30p	Probable Pitchers	W-L	APP	GS	ERA	IP	SO	BB
SAT	TV: SEC Network	MIZZ - RHP Tanner Houck	2-2	6	6	2.09	43.0	48	10
	Radio: RSN/IMG	ARK - RHP Keaton McKinney	1-0	6	6	4.85	26.0	11	14
APRIL 3	1st Pitch: 12:30p	Probable Pitchers	W-L	APP	GS	ERA	IP	SO	BB
SUN	TV: SEC Network	MIZZ - TBA	--	--	--	--	--	--	--
	Radio: RSN/IMG	ARK - RHP Barrett Loseke	1-0	7	3	1.56	17.1	16	9

LEADING OFF --

- No. 15 Arkansas looks to claim its second conference series in as many weeks starting Friday as it takes on cross-division and cross-border rival Missouri for a three-game series. Friday's game at 6:30 p.m. will be televised online on SEC Network+. Saturday and Sunday's games will both be on the SEC Network.
- Senior shortstop Michael Bernal had another week to remember against Auburn as he hit well over .400 in 11 at-bats with two homers and plating seven RBI. Both homers came in Saturday's series clincher, marking the second game that Bernal has had multi-home runs. Bernal last hit two home runs against No. 9 Houston back at the Houston College Classic.
- Arkansas's bullpen, which struggled against South Carolina, flipped the switch on Auburn combining for a 3.33 ERA, which is a near five-run improvement from the week before (8.62) as the hurlers struck out 25 batters and gave up just 10 earned runs over the course of three games.
- Sophomore right-hander Keaton McKinney was the only Hog starting pitcher to come away with a quality start, going six innings strong on Saturday, earning his first win and first decision of the year. McKinney gave up no runs on three hits with three strikeouts. Even though he walked five batters, McKinney was able to get the big pitches and hold his opponent to a season-low three hits.
- Last week, McKinney was the only starting pitcher in the SEC to go six or more innings, give up three or less hits and pick up the win for his team.

- Arkansas has put up quite the big run total when McKinney starts on the hill. In six starts, the Hogs have put up 53 runs (8.8 per game) when McKinney makes a start, the most out of any Arkansas starting pitcher by almost 20 runs.
- The sweep of Auburn last weekend was Arkansas's first sweep of a conference opponent at home since taking three-straight from Alabama in the 2012 season.
- The Hogs currently rank 12th in the nation in fielding percentage (.980), which is good for third in the conference. With only one error made through the first six games of conference play, Arkansas has the best fielding team in conference play alone and is third overall in double plays turned this season (24).
- The power has been there from the beginning and it doesn't seem to be going away anytime soon for the Hog offense. As a team, Arkansas is hitting .287 with 46 doubles, six triples and 29 home runs. Those 81 extra base hits make up nearly 35 percent of the Razorbacks' entire hit total for 2016. The 29 home runs is already the second-highest total in the last four seasons. Arkansas hit 53 long balls as a team last year.
- Carson Shaddy or "Mr. Consistent" has been nothing but consistent at the plate since the season started. Last week, Shaddy picked up two more two-hit games, giving him a team-leading 12 multi-hit games this season. Shaddy hasn't had a home run since March 4 against Eastern Illinois, but has hit four doubles and notched 11 RBI over his last eight games. Currently, Shaddy is leading the team with a .398 average with 35 hits, 20 runs scored, 24 RBI and slugging .614.

Team Comparison (2016 Stats)	Hitting										Pitching							
	Avg.	Runs	Hits	2B	3B	HR	RBI	HBP	K's	SB-Att	ERA	IP	Hits	Runs	ER	BB	K's	B/Avg.
Arkansas	.289	181	233	44	6	29	161	21	153	22-27	3.88	216.0	201	100	93	86	197	.252
Missouri	.251	152	220	43	7	11	138	28	212	38-54	3.68	244.2	252	123	100	75	208	.267

Head Coach Dave Van Horn



PERSONAL

Born: Sept. 17, 1960
 Hometown: Kansas City, Mo.
 Alma Mater: Arkansas (1988)
 Masters of Science: East Texas State Univ. (1992)
 Wife: Karen
 Children: Hollan, Mariel
 Named Head Coach at Arkansas: June 21, 2002

PLAYING HISTORY

1982-1984 Atlanta Braves Organization
 1982 MLB Draft: 10th Rd (Braves)
 1982 Arkansas
 1980-1981 McLennan (Texas) CC

COACHING HONORS

2004 SEC Coach of the Year
 2001 Baseball America National Coach of the Year
 2001 BIG 12 Coach of the Year
 2001 ABCA Midwest Region Coach of the Year
 2000 ABCA Midwest Region Coach of the Year
 1997 Southland Coach of the Year
 1995 Southland Coach of the Year
 1994 NCAA Division II Coach of the Year
 1994 ABCA Central Region Coach of the Year

HALL OF FAME

2013 Inducted into Winnetonka HS HOF
 2012 Inducted into Ban Johnson League HOF
 2001 Inducted into Central Missouri State HOF

Now entering his 14th season at the helm of the Arkansas baseball program in 2015-16, head coach Dave Van Horn continues to elevate the Razorbacks to one of the nation's premier teams year in and year out. Over his first 13 seasons, Van Horn has led Arkansas to four College World Series appearances, 13 NCAA Tournament berths, one Southeastern Conference overall title, three SEC Western Division championships and a total of 524 wins, averaging more than 40 wins a season.

The Razorbacks defied all the odds in 2015, rebounding from a 15-15 record on April 4 to win 18 of their final 25 regular season games and surge into postseason play. After going 2-2 in the SEC Tournament, Arkansas became one of five teams in the country to advance to 14 consecutive NCAA Tournaments, claiming the No. 2 seed in the Stillwater Regional hosted by Oklahoma State.


In what is likely Van Horn's best coaching job in his 27-year career, the Razorbacks went 3-0 in the Stillwater Regional and came back home to host the second Super Regional in program history, knocking off Missouri State in three games for the most improbable College World Series appearance in Arkansas' storied history. Van Horn made his sixth trip to Omaha, including his fourth as the Razorback skipper. He currently has more College World Series appearances than any head coach in the SEC.

During the run to Omaha, sophomore outfielder Andrew Benintendi put together arguably the finest season in Razorback history. Benintendi became the first Arkansas player to win the Golden Spikes Award, given annually to the nation's best amateur player. He also won the Dick Howser Trophy and was named Baseball America Player of the Year and Collegiate Baseball Player of the Year as the nation's best collegiate player.

DVH AGAINST 2016 OPPONENTS				
	W/L	Home	Away	Neutral
Alabama	25-19	14-4	9-12	2-3
Auburn	21-18	9-9	12-9	--
Central Michigan	--	--	--	--
Creighton	3-0	2-0	1-0	--
Eastern Illinois	24-1	24-1	--	--
Florida	21-15	10-2	8-10	3-3
Gonzaga	2-3	2-2	--	0-1
Grambling State	3-0	3-0	--	--
Houston	0-1	--	--	0-1
Kentucky	17-10	10-5	7-5	--
Louisiana Monroe	--	--	--	--
Louisiana State (LSU)	16-31	8-13	7-11	1-7
Louisiana Tech	14-2	6-0	5-2	3-0
Memphis	4-1	--	2-0	2-1
Mississippi State	21-20	10-11	10-8	1-1
Mississippi Valley State	8-0	6-0	--	2-0
Missouri	6-0	3-0	3-0	0-0
Missouri State	15-5	9-4	6-1	--
Oklahoma State	4-3	1-3	2-0	1-0
Ole Miss	20-27	8-13	8-10	4-4
Rice	1-0	--	1-0	--
South Carolina	20-15	8-7	9-5	3-3
Texas A&M	8-6	4-2	3-4	1-0
Texas Tech	1-0	--	--	1-0
Western Illinois	4-1	4-1	--	--

VAN HORN'S CAREER NUMBERS

Year	School	Record	Pct.	Conf.	Place	Tourn.	NCAA
1989	Texarkana CC	39-18	.684	NA	NA	NA	--
1990	Texarkana CC	44-14	.759	NA	NA	NA	--
1991	Texarkana CC	45-12	.789	NA	NA	NA	--
1992	Texarkana CC	48-10	.827	NA	1st	NA	--
1993	Texarkana CC	38-18	.678	NA	NA	NA	--
Totals		214-72	.748	--	--	--	--
<hr/>							
1994	Central Missouri State	51-11	.823	15-1	1st (Div.)	1st (4-1)	NCAA DII Champs
Totals		51-11	.823	15-1	--	1 (4-1)	--
<hr/>							
1995	Northwestern State	37-15	.711	19-5	1st	DNP (0-2)	--
1996	Northwestern State	34-27	.557	14-16	2nd (Div.)	2nd (3-2)	--
1997	Northwestern State	35-23	.603	19-9	1st	DNP (0-2)	--
Totals		106-65	.620	52-30	--	3 (3-6)	--
<hr/>							
1998	Nebraska	24-20	.545	10-13	7th	DNQ	DNQ
1999	Nebraska	42-18	.700	16-9	5th	1st (4-0)	NCAA (1-2)
2000	Nebraska	51-17	.750	21-9	2nd	1st (5-1)	NCAA (4-2)
2001	Nebraska	50-16	.758	20-8	1st	1st (4-0)	CWS (5-2)
2002	Nebraska	47-21	.691	16-11	2nd	2nd (3-1)	CWS (5-3)
Totals		214-92	.699	67-39	--	4 (16-2)	4 (15-9)
<hr/>							
2003	Arkansas	35-22	.612	14-16	6th West	T-7th (0-2)	NCAA (1-2)
2004	Arkansas	45-24	.652	19-11	T-1st Overall	4th (2-2)	CWS (6-3)
2005	Arkansas	39-22	.636	13-17	T-5th West	T-7th (0-2)	NCAA (2-2)
2006	Arkansas	39-21	.650	18-12	2nd West	T-7th (0-2)	NCAA (1-2)
2007	Arkansas	43-21	.672	18-12	1st West	2nd (3-1)	NCAA (2-2)
2008	Arkansas	34-24	.586	14-15	4th West	DNQ	NCAA (0-2)
2009	Arkansas	41-24	.631	14-15	4th West	4th (2-2)	CWS (7-2)
2010	Arkansas	43-21	.672	18-12	2nd West	T-7th (0-2)	NCAA (3-3)
2011	Arkansas	40-22	.645	15-15	1st West	T-3rd (2-2)	NCAA (2-2)
2012	Arkansas	46-22	.676	16-14	T-2nd West	T-9th (0-2)	CWS (7-3)
2013	Arkansas	39-22	.639	18-11	2nd West	T-3rd (2-1)	NCAA (2-2)
2014	Arkansas	40-25	.615	16-14	4th West	T-3rd (3-2)	NCAA (2-2)
2015	Arkansas	40-25	.615	17-12	3rd West	T-5th (2-2)	CWS (5-3)
Totals		524-295	.639	213-176	--	13 (16-22)	13 (40-28)



1
RICK NOMURA
Sr. • 5-9 • 170 • S/R
INF • Waipahu, Hawaii



3
MICHAEL BERNAL
R-Sr. • 5-11 • 190 • R/R
INF • El Paso, Texas



5
CODY SCROGGINS
Fr. • 6-0 • 175 • R/R
INF • Bentonville,




7
DARIEN SIMMS
R-Fr. • 5-7 • 155 • L/L
OF • Spring, Texas




8
ERIC COLE
Fr. • 5-11 • 180 • S/R
OF • Southlake, Texas



9
CLARK EAGAN
Jr. • 6-1 • 190 • L/R
INF/OF • Appleton, Wis.




10
JOSH ALBERIUS
R-Jr. • 5-11 • 170 • R/R
INF/RHP • Little Rock, Ark.




11
KEATON MCKINNEY
So. • 6-5 • 230 • R/R
RHP • Ankeny, Iowa




13
TY HARRIS
Fr. • 6-1 • 180 • L/L
LHP • Rogers, Ark.




14
DOUG WILLEY
Sr. • 6-2 • 220 • R/R
RHP • Shelburne, N.H.




15
JAKE ARLEDGE
Jr. • 5-9 • 180 • R/R
OF • Huntington Beach, Calif.



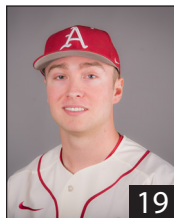
16
BLAINE KNIGHT
Fr. • 6-3 • 165 • R/R
RHP • Bryant, Ark.




17
LUKE BONFIELD
So. • 6-2 • 185 • R/R
OF • Skillman, N.J.



18
ANTHONY DAHL
Fr. • 6-4 • 195 • R/R
RHP • Angleton, Texas




19
AUSTIN CATRON
Jr. • 6-1 • 200 • S/R
OF/1B • Stilwell, Okla.




20
CARSON SHADDY
R-So. • 6-5 • 170 • R/R
C/INF/OF • Fayetteville, Ark.



21
KACEY MURPHY
Fr. • 6-0 • 190 • L/L
LHP • Rogers, Ark.




24
CHAD SPANBERGER
So. • 6-2 • 220 • L/R
C/INF/OF • Granite City, Ill.




25
DOMINIC TACCOLINI
Jr. • 6-3 • 230 • R/R
RHP • Sugar Land, Texas



26
JACK BENNINGHOFF
R-Fr. • 5-11 • 190 • R/R
OF • Overland Park, Kan.




27
TUCKER PENNELL
Sr. • 6-2 • 200 • R/R
C • Georgetown,



28
JAMES TEAGUE
Jr. • 6-4 • 185 • R/R
RHP • Bartlesville,




29
CULLEN GASSAWAY
Jr. • 6-2 • 215 • R/R
INF • Bedford, Texas




30
HUNTER HART
R-So. • 6-3 • 190 • R/R
RHP • St. Joseph, Ill.




32
ZACH JACKSON
Jr. • 6-3 • 195 • R/R
RHP • Berryhill, Okla.




33
GRANT KOCH
Fr. • 6-0 • 195 • R/R
C/OF • Fayetteville,




34
JAKE REINDL
Fr. • 6-1 • 185 • R/R
RHP • Fayetteville,




36
CANNON CHADWICK
Jr. • 6-0 • 210 • R/R
RHP • Paris, Texas




37
WESTON ROGERS
Fr. • 6-4 • 215 • L/L
LHP • Springdale, Ark.




38
JORDAN RODRIGUEZ
Jr. • 5-11 • 190 • L/L
LHP • Houston, Texas



44
ALEX GOSSER
Jr. • 6-0 • 215 • L/R
C • N. Little Rock, Ark.




45
KEVIN KOPPS
Fr. • 6-3 • 190 • R/R
RHP • Sugar Land, Texas



46
BARRETT LOSEKE
Fr. • 6-0 • 155 • R/R
RHP • Tulsa, Okla.



47
MICHAEL BRAWNER
Fr. • 6-3 • 185 • L/L
LHP • Victoria, Texas



55
ISAIAH CAMPBELL
Fr. • 6-4 • 230 • R/R
RHP • Olathe, Kan.



2
DAVE VAN HORN
Head Coach
14th Season



22
TONY VITELLO
Assistant Coach
3rd Season



31
DAVE JORN
Assistant Coach
20th Season



35
CHRISTIAN KOWAL
Volunteer Assistant
2nd Season



35
CLAY GOODWIN
Dir. of Operations
9th Season

Career Hitting Streaks

Player	Current Streak	Season High	Career High
Michael Bernal	5	4	14
Clark Eagan	0	6	9
Carson Shaddy	1	10	10
Rick Nomura	0	6	7
Cullen Gassaway	5	7	7
Tucker Pennell	1	5	5
Luke Bonfield	4	6	6
Alex Gosser	0	0	4
Eric Cole	1	4	4
Austin Catron	0	4	4
Jake Arledge	1	5	5
Darien Simms	0	2	2
Grant Koch	0	2	2
Chad Spanberger	0	4	4

Career Multi-Hit Games

Player	2013	2014	2015	2016	Total
Clark Eagan	--	11	18	9	38
Michael Bernal	--	12	10	7	29
Rick Nomura	--	--	16	5	21
Carson Shaddy	--	--	5	12	17
Cullen Gassaway	--	--	6	4	10
Chad Spanberger	--	--	6	3	9
Alex Gosser	--	2	2	--	4
Jake Arledge	--	--	--	4	4
Tucker Pennell	--	--	1	3	4
Eric Cole	--	--	--	5	5
Austin Catron	--	--	--	3	3
Grant Koch	--	--	--	2	2
Darien Simms	--	--	--	1	1
Cody Scroggins	--	--	--	1	1
Luke Bonfield	--	--	--	6	6

Career Two-Out RBI

Player	2013	2014	2015	2016	Total
Michael Bernal	--	7	8	17	32
Clark Eagan	--	3	8	7	18
Chad Spanberger	--	--	11	--	11
Carson Shaddy	--	--	8	9	17
Austin Catron	--	--	--	6	6
Rick Nomura	--	--	5	6	11
Grant Koch	--	--	--	4	4
Tucker Pennell	--	--	--	5	5
Luke Bonfield	--	--	--	6	6
Jake Arledge	--	--	--	2	2
Darien Simms	--	--	--	1	1
Cullen Gassaway	--	--	--	3	3
Eric Cole	--	--	--	2	2

Career Multi-RBI Games

Player	2013	2014	2015	2016	Total
Michael Bernal	--	3	5	8	16
Clark Eagan	--	2	7	4	13
Carson Shaddy	--	--	4	7	11
Cullen Gassaway	--	--	3	3	6
Luke Bonfield	--	--	1	6	7
Chad Spanberger	--	--	4	1	5
Austin Catron	--	--	--	4	4
Rick Nomura	--	--	2	5	7
Tucker Pennell	--	--	1	2	3
Jake Arledge	--	--	--	2	2
Josh Alberius	--	1	0	--	1

D1 Baseball Preseason Position Rankings

Second Base
No. 20 Rick Nomura

Shortstop
No. 46 Michael Bernal

Outfield
No. 57 Luke Bonfield
No. 80 Chad Spanberger

Top 100 Freshman Prospects
No. 49 Blaine Knight
No. 77 Eric Cole

Razorback History vs. Missouri

The all-time series with Arkansas and Missouri goes back to 1960, but the two clubs have only faced for one three-game series in 2014 since the Tigers joined the SEC after the 2012 season. Arkansas owns a 7-2 record over Missouri in games played in Fayetteville.

Arkansas has a nine-game winning streak against Missouri heading into this weekend's series, with one being in an NCAA Tournament Regional back in 2004, hosted at Baum Stadium.

Missouri's last win over the Razorbacks came during the 1991 season in Columbia with Missouri winning 11-3. Since then, the Hogs have shutout the Tigers twice (March 2, 2012 & May 16, 2014) and won a 10-inning game (May 17, 2014) during its nine-game winning streak.

HOGS AND TIGERS LAST 10 RESULTS

Date	Location	Result	Score
5/17/14	Columbia, Mo.	W	7-5 (10)
5/16/14	Columbia, Mo.	W	4-0
5/15/14	Columbia, Mo.	W	9-4
5/2/12	Fayetteville, Ark.	W	2-0
5/1/12	Fayetteville, Ark.	W	6-3
6/5/04	Fayetteville, Ark.+	W	10-7
3/19/02	Columbia, Mo.	W	11-10
4/15/97	Columbia, Mo.	W	8-6
4/1/97	Fayetteville, Ark.	W	4-3
4/16/91	Columbia, Mo.	L	11-3

+ - denotes NCAA Tournament game

By the Numbers

2 Number of games that Michael Bernal has hit two home runs in.

12 Number of stolen bases caught by catcher Tucker Pennell, which leads the SEC.

7 Number of games that Arkansas has scored 10 or more runs in this season.

Van Horn by the Numbers

• Dave Van Horn made his sixth career appearance in the College World Series during the 2015 season, more than any other head coach in the SEC.

• In his 13 seasons at Arkansas, Van Horn has led the Razorbacks to four College World Series appearances, five Super Regionals and 13 NCAA Tournament berths.

• The skipper eclipsed the 500-win mark at Arkansas on April 5 against Auburn and has a total of 542 wins, averaging more than 40 wins per season.

Speedy Simms Making An Impact Off Bench

• Redshirt freshman Darien Simms made his second career start in last Sunday's finale against South Carolina.

• The speedy Simms hit in the lead-off spot, going 1-for-4 with one run scored and one walk. His lone hit being on a perfect bunt down the third base line.

• Simms has five hits on the year in 14 at-bats (.357) and also has three stolen bases, tied for second-best on the team.

Taccolini and Jackson - 1-2 Punch

• Arkansas pitchers Dominic Taccolini and Zach Jackson combined for one of the best performances on the mound this season when the two hurlers combined for a season-high 14 strikeouts against Western Illinois.

• Taccolini turned in his second seven inning outing of the year, striking out nine (tying career-high) and had a no-hitter through the sixth inning.

• Jackson struck out five batters in his own right over the game's final three innings.

Loseke Making Case For Starting Role

• Freshman Barrett Loseke was given the opportunity for his first career start in the series finale against Western Illinois.

• Loseke didn't disappoint going a season-long four innings, while only giving up one hit with no

Razorback Record Rundown	
Total	18-7
Conference	3-3
Non-Conf	15-4
Home	15-3
Away	0-4
Neutral	3-0
Day	14-5
Night	4-2
vs Left	4-1
vs Right	14-6
1-Run games	5-2
2-Run games	1-2
5+Run games	8-1
Extra inns	1-1
Shutouts	2-0
Scoring 0-2 runs	0-2
Scoring 3-5 runs	9-1
Scoring 6-9 runs	3-3
Scoring 10+ runs	6-1
Opponent 0-2 runs	10-0
Opponent 3-5 runs	6-2
Opponent 6-9 runs	2-2
Opponent 10+ runs	0-3
Scored in 1st inning	8-3
Scores first	11-3
Opp. scores first	7-4
After 6 leading	13-2
After 6 trailing	2-4
After 6 tied	3-1
After 7 leading	14-1
After 7 trailing	0-6
After 7 tied	4-0
After 8 leading	15-0
After 8 trailing	0-7
After 8 tied	2-0
Hit 0 home runs	8-3
Hit 1 home run	3-2
Hit 2+ home runs	7-2
Opponent 0 home runs	12-2
Opponent 1 home run	5-5
Opponent 2+ HRs	1-0
Made 0 errors	11-3
Made 1 error	4-3
Made 2+ errors	3-1
Opp. made 0 errors	1-3
Opp. made 1 error	7-2
Opp. made 2+ errors	10-2
Out-hit opponent	13-0
Out-hit by opponent	2-5
Hits are tied	3-2

runs.

- He made his second-career start in game two of the South Carolina series and still had a solid outing, going four innings with only three hits given up and two earned runs with three strikeouts.

- For the third-straight weekend, Loseke started, this time on Sunday against Auburn. Even though he only made it 2.2 innings, Loseke still only gave up four hits with one run, one walk and two strikeouts.

- Loseke now has the third highest innings pitched total (17.1) out of any pitcher that has started at least one game this season. Only Dominic Taccolini (33.0) and Keaton McKinney (26.0) have totaled more innings that Loseke this season.

Tucker Pennell Has a Cannon For An Arm

- Senior catcher Tucker Pennell has been showing off his arm lately from behind the plate, mostly because opposing teams keep trying to steal on him.

- Pennell currently is tied for the SEC lead in caught stolen bases (12) after picked up two last week against Auburn.

The Flyin' Hawaiian - Rick Nomura

- Senior infielder Rick Nomura seemed to break out of his hitting slump as he hit his second home run of the season in Arkansas' 9-3 win over the Leathernecks to secure the series win. Nomura went 4-for-5 in the game, a career-high in hits and scored three runs, while driving in two.

- Nomura hit his third home run vs. Grambling State, part of a 3-for-4 day with a career-high four runs scored.

- Over his last 11 games, the Hawaiian has gone 14-for-39 (.359) at the plate, driving in nine runs and hitting three home runs, while scoring 11 times.

- Nomura wasn't a slouch in the SEC series-opening weekend either against South Carolina as he had three hits in 12 at-bats (.250), two of this hits being for extra-bases and two runs scored.

Power Up! Hog Offense Doesn't Slack

- The Razorback offense has been putting up some big numbers heading into the second weekend of SEC play. Batting .289 as a team with 181 runs, 44 doubles, six triples, 29 home runs and 161 RBI.

- The home run total is still highest in the SEC leading second-place Kentucky (27) and third-place Florida (24).

- In seven games this season, Arkansas has scored 10 runs or more including its most recent 14-run outing in game two of its series against Auburn. Twice the Hogs have eclipsed the 20-run mark, both vs. Mississippi Valley State.

- The 185 runs is the fifth-highest total in the SEC and has Arkansas as just one of six teams in the conference with 180 or more runs scored so far this year.

- 10 different players have hit at least one home runs this season, which is the most out of any team in the SEC and ranks among the top five in the nation.

Carson Shaddy Breaks Out the Bat

- Against Grambling State, sophomore third baseman Carson Shaddy did something that a Razorback hadn't done since 2010, tally six RBI in a single-game.

- Not since 2010 with Zack Cox and Brett Eibner had a Razorback had six or more RBI in a game. Eibner's came in an NCAA Regional game against the same Grambling State team. Eibner finished with three home runs and seven RBI.

- Shaddy went 3-for-3 with two doubles, two runs scored and six RBI against the Tigers, setting a new career-high for doubles and RBI in a single-game.

- The Fayetteville-native had notched an RBI in five-straight games before putting up six against Grambling State. The two doubles were also his first two-baggers of the season.

- Even with the three losses to South Carolina, Shaddy went 8-for-17 (.471) over the five-game stretch with four doubles and 11 RBI.

Bonfield Continues To Crush

- Sophomore Luke Bonfield has been on a mission at the plate since the second game of the Western Illinois series. Over the 10-game stretch, Bonfield has hit .350 with 14 hits, four being doubles, nine RBI and two home runs.

- Bonfield has been hot and cold with the bat since the start of the season. He went 5-for-12 (.417) through his first three starts this season, highlighted by a 3-for-5 day with 5 RBI vs. Mississippi Valley State (2/23).

- Over the next six games, Bonfield struggled to get any momentum, notching only two hits and no RBI, including going 0-for-4 in the series opener against Western Illinois.

- Now, Bonfield has upped his average to .343, good for second on the team behind Shaddy and his five doubles are tied for the third-highest on the team.

- His three RBI on Sunday vs. Western Illinois tied his season-high and were the only three run Arkansas scored in the shutout.

- Against Auburn, Bonfield went 3-for-10 (.300) with three runs scored and two RBI, which came off his second home run of the year.

Spanberger Don't Like Singles - #BergerBomb

- There's no question when one looks at Chad Spanberger that he can hit it a long way.

- The slugger has started eight games this season and while he has 10 hits, six have been for extra bases.

- Spanberger hit his first career home run back during the Eastern Illinois series; a pinch-hit bomb that sent the game to extra-innings.
- The four RBI set a new career-high for Spanberger as he drove in four of Arkansas' nine runs that day.
- Against South Carolina, Spanberger tied a career-high two hits in the final game of the series, including one double and one walk.
- Now becoming a mainstay in the Arkansas lineup, Spanberger has been starting in right field and picked up his third home run of the year in game two against Auburn.

Seeing Double – Arkansas and Double Plays

- Arkansas' infield has been one of the best in the nation so far this year and the numbers don't lie. 24 double plays have been turned by the Hogs through the season's first 25 games, that's averaging just under one double play a game.
- The Hogs turned four double-plays in the three-game series with Western Illinois, two each on Friday and Sunday, marking the third and fourth game this year that Arkansas has had multiple double-plays in a game.
- The season-high three double plays came on the final day of the Houston College Classic when the Razorbacks defeated Texas A&M at Minute Maid Park, 10-6.
- Arkansas turned two twice against Oklahoma State on Tuesday, marking the fifth time the defense has turned more than one double play in a game.
- The 24 double plays ranks third in the conference behind this weekend's opponent Missouri (26) and Tennessee (31).

Scouting Missouri

- The Tiger pitching staff is led Mizzou sophomore RHP Tanner Houck earned SEC Pitcher of the Week and Collegiate Baseball National Player of the Week following his sensational start last Saturday against Vanderbilt. The honors come after a flat out dominant start against No. 4 Vanderbilt last Saturday. He tossed 9.0 shutout innings, allowing just two hits with a career-high 14 strikeouts and only two walks against a Commodore team that leads the SEC in runs scored. He earned a no-decision after Mizzou lost, 2-0, after 11 innings.
- Mizzou's top two pitchers – Reggie McClain and Tanner Houck are arguably the top 1-2 punch in any pitching rotation in the SEC, which makes them one of most feared in the nation. So

far this season, the duo is a combined 5-2 with a combined 1.90 ERA in 90.0 innings, allowing just 70 hits and 12 walks with 91 strikeouts. Since each came to Mizzou last season, they have pitched more innings than any duo in the SEC (291.2 IP) and have a combined 3.02 ERA and a combined 262-43 strikeout-walk ratio. They are a combined 21-14 in wins and losses as well.

- Over the last 17 games, the leader of Mizzou's offense has been senior 1B Zach Lavy, who is batting a team-best .354 with six doubles, three homers, two triples and 20 RBI while scoring 15 runs. He has also walked five times in those 17 games and leads Mizzou in batting, slugging, OBP, hits, doubles and homers in that span. He has also been exceptional defensively, fielding at a .994 clip despite leading the team in chances. His resurgence in the Mizzou offense comes after he hit just .231 with two RBI in the first 10 games of the season. On the year, Lavy leads the team in runs (25), doubles (nine), extra-base hits (15), slugging and is second in hits. In that span, he had a five-RBI game vs. YSU on that Friday, becoming the first Mizzou player with five RBI in a game since Josh Lester drove in five against Truman State on March 10, 2015.

Michael Bernal Turns In Career Week

- Nobody on the Razorback roster probably had a better week than Michael Bernal had against Mississippi Valley State and the field at the Houston College Classic. Bernal hit an even .400 with four home runs and 11 RBI, three home runs at Minute Maid Park.
- Bernal had a career performance against No. 9 Houston, going 2-for-4 with five RBI and two home runs. The home run and RBI total were both single-game career-highs.
- With his two home run game, Bernal became only the third Razorback since 2014 to hit two home runs in a game. Teammate Carson Shaddy hit two against Mississippi Valley State last week and Andrew Benintendi had two separate games where he hit two home runs in 2015.
- Currently hitting .258 on the year, Bernal is has 17 hits, four home runs, 18 RBI and is slugging .515.
- Bernal's work didn't go unnoticed either as he was named SEC Co-Player of the Week, the Houston Shriners College Classic Most Outstanding Player and Collegiate Baseball's National Team of the Week.

Quick Hits

- The Razorbacks have won 40 or more games in six of the last seven seasons.
- Arkansas is the only team in the SEC to advance

to each of the last 14 NCAA Regionals, and head coach Dave Van Horn is the only current head coach in the league to make six appearances in the College World Series.

- Arkansas had four players selected in the 2015 MLB Draft, as Andrew Benintendi went seventh overall to the Boston Red Sox, Trey Killian went in the ninth round to the Colorado Rockies, Bobby Wernes went in the 30th round to the Houston Astros and Tyler Spoon went in the 35th round to the Boston Red Sox. The Razorbacks have had 21 players drafted in the last three years.

The Road To Omaha

- The Razorbacks are one of just five teams in the nation to advance to the NCAA Tournament each of the last 14 years. Arkansas is joined by Cal State Fullerton, Florida State, Miami (Fla.) and Rice as the only programs to accomplish the feat.
- The Razorbacks are one of 10 teams in the country to advance to at least three of the last seven College World Series, joining Florida, LSU, North Carolina, South Carolina, TCU, Texas, UCLA, Vanderbilt and Virginia.



STARTING PITCHER PROFILES

25 DOMINIC TACCOLINI JR RHP

**2016 (Junior)**

Named team's Opening Day starter vs. Central Michigan...Earned first victory of year against Chippewas, going 7.0 innings, allowing a season-low one hit and one earned run with one walk and striking out three...Went 6.0 innings against No. 23 Rice in the Houston College Classic at Minute Maid Park...Second-straight quality start against the Owls, allowing just two earned runs on five hits with six K's...Tied a career-high seven innings against Western Illinois with new career-high nine strikeouts and one earned run given up...Didn't allow first extra-base hit of season until March 18 against #12 South Carolina...Threw a season-low 2.0 innings against Auburn, walking three and allowing two runs on six hits.

2015 (Sophomore)

>>> SEC Spring Academic Honor Roll

Entered the starting rotation and tied for second on the team with six wins, posting a 6-4 record and 4.32 ERA with two saves ; Tallied 67 strikeouts in 77.0 innings of work ; Earned his first victory in the second game of the year, working 6.0 innings against North Dakota (Feb. 14) and allowing two earned runs on four hits, while striking out eight ; Recorded a career-high nine strikeouts against Loyola Marymount (March 7), lasting 7.0 innings and allowing five hits ; Earned saves against Tennessee (May 10) in 2.1 innings of work and at Creighton (May 12) in 2.2 innings with two strikeouts.

CAREER HIGHS

INNINGS: 7.0, 4x, last Western Illinois (3/11/16)

HITS ALLOWED: 12 vs. #12 South Carolina (3/18/16)

RUNS ALLOWED: 8, 2x, vs. #12 South Carolina (3/18/16)

EARNED RUNS ALLOWED: 8, 2x, vs. #12 South Carolina (3/18/16)

STRIKEOUTS: 9, 2x, last Western Illinois (3/11/16)

WALKS: 6 vs. Ole Miss (3/26/15)

PITCHES: 113 vs. #12 South Carolina (3/18/16)

CAREER STATISTICS

Year	ERA	W-L	App-GS	IP	H	R	ER	BB	SO	B/Avg
2014	4.94	2-0	17-3	31.0	29	19	17	12	20	.240
2015	4.32	6-4	17-13	77.0	67	43	37	41	67	.240
2016	4.06	3-1	5-5	31.0	24	14	14	6	25	.214
TOTAL	4.40	11-5	39-21	139.0	120	76	68	59	112	.234

11 KEATON MCKINNEY SO RHP

**2016 (Sophomore)**

Went 4.0 innings on opening weekend against Central Michigan, allowing just 2 ER on 4 H with 1 K...None of the hits allowed against the Chippewas were for extra-bases...Season-low 0.2 innings against No. 24 Texas Tech in the Houston College Classic...Allowed 5 ER on 3 H with 2 BB and 2 2B...First quality start of year vs. Eastern Illinois...Went 7.0 innings, giving up just 4 H with 2 R, one being earned...Did not make it out of the fourth inning vs. Western Illinois...Allowed 3 ER on 5 H and 4 BB...Second quality start vs. Auburn...Went 6.0 innings and allowed no runs, season-low three hits...Allowed career-high 5 BB against the Tigers...Picked up first victory of the year against Auburn and also first decision...Tossed season-high 101 pitches.

2015 (Freshman)

>>> SEC All-Freshman Team (Coaches)

>>> Louisville Slugger Freshman All-America

>>> SEC First-Year Academic Honor Roll

>>> SEC Pitcher of the Week (May 4)

>>> SEC Freshman of the Week (May 18)

Came on strong at the end of the season, posting a 5-1 record over his final 10 starts to help anchor the starting rotation ; Named to the SEC All-Freshman Team (Coaches) after going 5-0 in conference play with a 2.90 earned run average ; Earned Louisville Slugger Freshman All-America honors, becoming the 18th Freshman All-American in program history ; Was named SEC Pitcher and Freshman of the Week during the season, the only player in the league to earn both honors ; Posted a season-high five strikeouts in a complete-game victory over Kentucky (April 12) ; Allowed three earned runs or less in 17 of his 18 starts on the year ; Finished with a 3.21 ERA, the lowest among starting pitchers on the staff ; Was the only pitcher on the team to record a complete game, notching two on the season ; Tied for fourth in school history and set the freshman record with 18 games started on the year.

CAREER HIGHS

INNINGS: 9.0, 2x, last at Alabama (5/2/15)

HITS ALLOWED: 7, 2x, last at #12 South Carolina (3/18/16)

RUNS ALLOWED: 5 vs. #24 Texas Tech (2/28/16)

EARNED RUNS ALLOWED: 5 vs. #24 Texas Tech (2/28/16)

STRIKEOUTS: 5 vs. Kentucky (4/12/15)

WALKS: 5 vs. Auburn (3/26/16)

PITCHES: 110 vs. Kentucky (4/12/15)

CAREER STATISTICS

Year	ERA	W-L	App-GS	IP	H	R	ER	BB	SO	B/Avg
2015	3.21	6-2	21-18	87.0	71	34	31	38	46	.225
2016	4.85	1-0	6-6	26.0	26	17	14	14	11	.265
TOTAL	3.58	7-2	27-24	113.0	97	51	45	52	57	.234

STARTING PITCHER PROFILES

46 BARRETT LOSEKE FR RHP



2016 (Freshman)

Made first career appearance out of the bullpen against Central Michigan (2/20), giving up one hit, a double...Threw 2.0 innings against Mississippi Valley State (2/23)...Another one hit performance with three strikeouts...Made first career start vs. Western Illinois (3/13), going a season-high 4.0 innings...Allowed only one hit and struck out a season-high four batters...Picked up first career win against the Leathernecks...Threw 4.0 innings against #12 South Carolina (3/19) in second career start, allowing just two earned runs on three hits, none for extra-bases.

2015 (High School)

Played for head coach Danny Morgan at Jenks High School in Oklahoma ; As a senior, had a 1.49 ERA with 85 strikeouts while allowing only 31 hits and 25 walks in 56.1 innings ; Batted .388 with a .520 on-base percentage ; As a junior, he led the team to the state semifinals and a No. 4 national ranking ; Pitched 32.2 innings and struck out 49 batters with a 1.93 ERA ; Also played basketball as a freshman ; Graduated with a 4.35 GPA and was class salutatorian ; Most memorable athletic moment was playing in the state tournament and spring break tournament as a junior.

CAREER HIGHS

- INNINGS: 4.0, 2x, last at #12 South Carolina (3/19/16)
- HITS ALLOWED: 4 vs. Auburn (3/27/16)
- RUNS ALLOWED: 2 at #12 South Carolina (3/19/16)
- EARNED RUNS ALLOWED: 2 at #12 South Carolina (3/19/16)
- STRIKEOUTS: 4 vs. Western Illinois (3/13/16)
- WALKS: 3, 2x, last at #12 South Carolina (3/19/16)
- PITCHES: 70 at #12 South Carolina (3/19/16)

CAREER STATISTICS

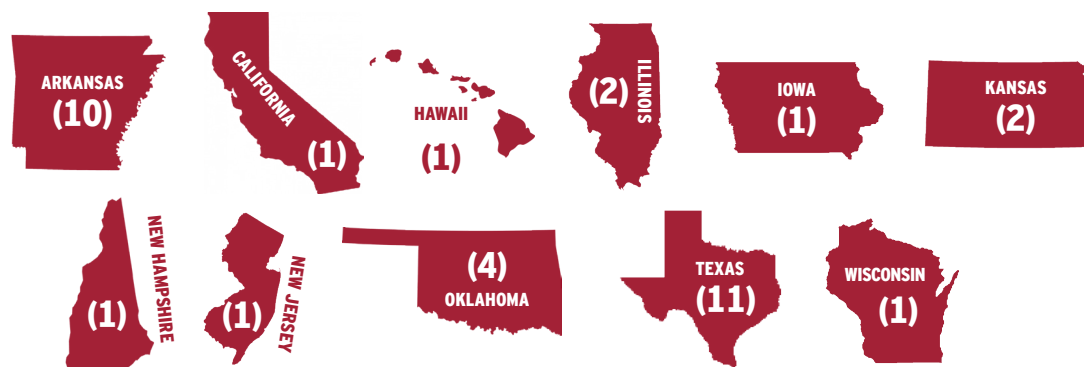
Year	ERA	W-L	App-GS	IP	H	R	ER	BB	SO	B/Avg
2016	1.56	1-0	7-3	17.1	13	3	3	9	16	.213
TOTAL	1.56	1-0	7-3	17.1	13	3	3	9	16	.213



Roster Breakdown

ALPHABETICAL			BY CLASS			BY POSITION		
No.	Name	Pos.	No.	Name	Cl.	No.	Name	Pos.
10	Josh Alberius	INF/RHP	47	Michael Brawner (13)	Fr.	44	Alex Gosser (4)	C
15	Jake Arledge	OF	55	Isaiah Campbell	Fr.	33	Grant Koch	C
26	Jack Benninghoff	OF	8	Eric Cole	Fr.	27	Tucker Pennell	C
3	Michael Bernal	INF	18	Anthony Dahl	Fr.	20	Carson Shaddy	C/INF/OF
17	Luke Bonfield	OF	13	Ty Harris	Fr.	3	Michael Bernal (8)	INF
47	Michael Brawner	LHP	16	Blaine Knight	Fr.	10	Josh Alberius	INF/RHP
55	Isaiah Campbell	RHP	33	Grant Koch	Fr.	9	Clark Eagan	INF/OF
19	Austin Catron	OF/1B	45	Kevin Kopps	Fr.	29	Cullen Gassaway	INF
36	Cannon Chadwick	RHP	46	Barrett Loseke	Fr.	1	Rick Nomura	INF
8	Eric Cole	OF	21	Kacey Murphy	Fr.	5	Cody Scroggins	INF
18	Anthony Dahl	RHP	34	Jake Reindl	Fr.	24	Chad Spanberger	INF/OF
9	Clark Eagan	INF/OF	37	Weston Rogers	Fr.	20	Carson Shaddy	C/INF/OF
29	Cullen Gassaway	INF	5	Cody Scroggins	Fr.	15	Jake Arledge (8)	OF
44	Alex Gosser	C	4	Drew Tyler	Fr.	26	Jack Benninghoff	OF
13	Ty Harris	LHP	26	Jack Benninghoff (2)	R-Fr.	17	Luke Bonfield	OF
30	Hunter Hart	RHP	7	Darien Simms	R-Fr.	19	Austin Catron	OF/1B
32	Zach Jackson	RHP	17	Luke Bonfield (4)	So.	8	Eric Cole	OF
16	Blaine Knight	RHP	30	Hunter Hart	So.	20	Carson Shaddy	C/INF/OF
33	Grant Koch	C	11	Keaton McKinney	So.	24	Chad Spanberger	INF/OF
45	Kevin Kopps	RHP	24	Chad Spanberger	So.	7	Darien Simms	OF
46	Barrett Loseke	RHP	20	Carson Shaddy (1)	R-So.	47	Michael Brawner (5)	LHP
11	Keaton McKinney	RHP	15	Jake Arledge (9)	Jr.	13	Ty Harris	LHP
21	Kacey Murphy	LHP	19	Austin Catron	Jr.	21	Kacey Murphy	LHP
1	Rick Nomura	INF	36	Cannon Chadwick	Jr.	38	Jordan Rodriguez	LHP
27	Tucker Pennell	C	9	Clark Eagan	Jr.	37	Weston Rogers	LHP
34	Jake Reindl	RHP	44	Alex Gosser	Jr.	10	Josh Alberius (14)	RHP
38	Jordan Rodriguez	LHP	32	Zach Jackson	Jr.	55	Isaiah Campbell	RHP
37	Weston Rogers	LHP	38	Jordan Rodriguez	Jr.	36	Cannon Chadwick	RHP
5	Cody Scroggins	INF	25	Dominic Taccolini	Jr.	18	Anthony Dahl	RHP
20	Carson Shaddy	C/INF/OF	28	James Teague	Jr.	30	Hunter Hart	RHP
7	Darien Simms	OF	10	Josh Alberius (1)	R-Jr.	32	Zach Jackson	RHP
24	Chad Spanberger	INF/OF	29	Cullen Gassaway (4)	Sr.	16	Blaine Knight	RHP
25	Dominic Taccolini	RHP	1	Rick Nomura	Sr.	45	Kevin Kopps	RHP
28	James Teague	RHP	27	Tucker Pennell	Sr.	46	Barrett Loseke	RHP
14	Doug Willey	RHP	14	Doug Willey	Sr.	11	Keaton McKinney	RHP
			3	Michael Bernal (1)	R-Sr.	34	Jake Reindl	RHP
						25	Dominic Taccolini	RHP
						28	James Teague	RHP
						14	Doug Willey	RHP

PLAYERS BY STATE



2016 Numerical Roster

No.	Player	Pos.	B/T	Yr.	Ht.	Wt.	Hometown/Previous School
1	Rick Nomura	INF	S/R	Sr	5-9	175	Waipahu, Hawaii / Alvin Community College
3	Michael Bernal	INF	R/R	R-Sr	5-11	190	El Paso, Tex. / New Mexico JC
5	Cody Scroggins	INF	R/R	Fr	6-0	175	Bentonville, Ark. / Bentonville HS
7	Darien Simms	OF	L/L	R-Fr	5-7	165	Spring, Texas / Northland Christian HS
8	Eric Cole	OF	S/R	Fr	5-11	190	Southlake, Texas / Southlake Carroll HS
9	Clark Eagan	INF/OF	L/R	Jr	6-2	200	Appleton, Wis. / Appleton North HS
10	Josh Alberius	INF/RHP	R/R	R-Jr	5-11	170	Little Rock, Ark. / Little Rock Christian Academy
11	Keaton McKinney	RHP	R/R	So	6-5	230	Ankeny, Iowa / Centennial HS
13	Ty Harris	LHP	L/L	Fr	6-1	180	Rogers, Ark. / Rogers Heritage HS
14	Doug Willey	RHP	R/R	Sr	6-2	220	Shelburne, N.H. / Franklin Pierce Univ.
15	Jake Arledge	OF	R/R	Jr	5-9	180	Huntington Beach, Calif. / Panola JC
16	Blaine Knight	RHP	R/R	Fr	6-3	165	Bryant, Ark. / Bryant HS
17	Luke Bonfield	OF	R/R	So	6-3	200	Skillman, N.J. / IMG Academy
18	Anthony Dahl	RHP	R/R	Fr	6-4	195	Angleton, Texas / Brazoswood HS
19	Austin Catron	OF/1B	S/L	Jr	6-1	210	Stilwell, Okla. / Connors State College
20	Carson Shaddy	3B/C/OF	R/R	R-So	5-11	185	Fayetteville, Ark. / Fayetteville HS
21	Kacey Murphy	LHP	L/L	Fr	6-0	190	Rogers, Ark. / Rogers Heritage HS
24	Chad Spanberger	INF/OF	L/R	So	6-3	235	Granite City, Ill. / Granite City HS
25	Dominic Taccolini	RHP	R/R	Jr	6-3	230	Sugar Land, Texas / Kempner HS
26	Jack Benninghoff	OF	R/R	R-Fr	5-11	200	Overland Park, Kan. / Rockhurst HS
27	Tucker Pennell	C	R/R	Sr	6-2	200	Georgetown, Texas / Temple Junior College
28	James Teague	RHP	R/R	Jr	6-0	195	Bartlesville, Okla. / Bartlesville HS
29	Cullen Gassaway	INF	R/R	Sr	6-2	220	Bedford, Texas / Blinn Junior College
30	Hunter Hart	RHP	R/R	So	6-3	190	St. Joseph, Ill. / Kaskaskia JC
32	Zach Jackson	RHP	R/R	Jr	6-4	215	Berryhill, Okla. / Berryhill HS
33	Grant Koch	C	R/R	Fr	6-0	195	Fayetteville, Ark. / Fayetteville HS
34	Jake Reindl	RHP	R/R	Fr	6-1	190	Fayetteville Ark. / Shiloh Christian
36	Cannon Chadwick	RHP	R/R	Jr	6-0	195	Paris, Texas / Paris Junior College
37	Weston Rogers	LHP	L/L	Fr	6-4	215	Springdale, Ark. / Har-Ber HS
38	Jordan Rodriguez	LHP	L/L	Jr	5-11	190	Houston, Texas / Alvin CC
44	Alex Gosser	C	L/R	Jr	6-0	215	North Little Rock, Ark / North Little Rock HS
45	Kevin Kopps	RHP	R/R	Fr	6-0	195	Sugar Land, Texas / George Ranch HS
46	Barrett Loseke	RHP	R/R	Fr	6-0	170	Tulsa, Okla. / Jenks HS
47	Michael Brawner	LHP	L/L	Fr	6-3	200	Victoria, Texas / St. Joseph HS
55	Isaiah Campbell	RHP	R/R	Fr	6-4	230	Olathe, Kan. / Olathe South HS

Coaches and Support Staff

Head Coach: 2 Dave Van Horn, 14th Season (Arkansas, 1988)
 Assistant Coach: 22 Tony Vitello, 3rd Season (Missouri, 2002)
 Assistant Coach: 31 Dave Jorn, 20th Season (SE Missouri State, 1981)
 Volunteer Assistant Coach: 35 Christian Kowalchuk, 2nd Season (Arkansas, 2011)
 Student Asst. Coaches: 6 Max Hogan, 1st Season
 Director of Operations: Clay Goodwin, 9th Season (Arkansas, 2005)
 Athletic Trainer: Corey Wood
 Strength & Conditioning: Mike Strouhal
 Managers: Jordan Larkan, Michael McCann, Hayden Sutton

Pronunciation Guide

Josh Alberius	al-BEER-ee-us
Grant Koch	Cook
Rick Nomura	NO-mura
Tucker Pennell	PEN-el
Carson Shaddy	shad-EE
Dominic Taccolini	Dom-i-nick Tac-O-Lee-nee
Tony Vitello	VIE-tell-oh

Quick Facts

GENERAL INFORMATION

Location: Fayetteville, Arkansas
 Founded: 1871
 Enrollment: 26,754
 Nickname: Razorbacks
 School Colors: Cardinal (PMS 202) and White
 Conference: Southeastern (Western Division)
 Chancellor: Dr. Joseph E. Steinmetz (C. Michigan, 1977)
 System President: Dr. Donald R. Bobbitt (Arkansas, 1980)
 Athletic Director: Jeff Long (Ohio Wesleyan, 1982)
 Faculty Athletic Rep.: Dr. Sharon Hunt (Arkansas, 1973)

BAUM STADIUM

Home Facility: Baum Stadium at George Cole Field
 Capacity: 10,737 (8,237 Chairbacks)
 Largest Crowd: 11,742 vs. Auburn (April 26, 2014)
 Stadium Opening: April 13, 1996
 Dedication: May 3, 1996
 Field Dimension: LL - 320, LC - 375, CF - 400, RC - 365, RL - 320
 Surface: Grass

COACHING STAFF

Head Coach: Dave Van Horn (Arkansas, 1988)
 Record at Arkansas: 524-295 (14th season)
 Overall Division I Record: 844-452 (22nd season)
 Overall as a Head Coach: 1,109-535 (27th season)
 Van Horn's DI Postseason App. (Total/at UA): 17/13
 Van Horn's College World Series Appearances: 6
 (Neb: 2001, 2002; Ark: 2004, 2009, 2012, 2015)
 Assistant Coach/Recruiting Coord.: Tony Vitello (Missouri, 2002)
 Pitching Coach: Dave Jorn (SE Missouri St., 1981)
 Volunteer Assist. Coach: Christian Kowalchuk (Arkansas, 2011)
 Student Asst. Coaches: Tim Carver, Jake Wise
 Dir. of Baseball Operations: Clay Goodwin (Arkansas, 2005)
 Athletic Trainer: Corey Wood (East Carolina, 2008)
 Strength & Conditioning: Mike Strouhal
 Managers: Jordan Larkan
 Michael McCann

HISTORY

First Year of Arkansas Baseball: 1897
 Years of Varsity Baseball at Arkansas: 92
 (1897, 1901-03, 05, 08-16, 19-20, 22-29, 47-15)
 All-Time Program Record: 2,077-1,315-6 (.611)
 All-Time Conference Record/Years: SEC: 354-337 (.506)/23
 SWC: 264-205 (.563)/24
 Combined: 619-539 (.531)/47
 Conference Titles/Years: SEC Overall: 2/1999, 2004
 SEC Western Division: 4/1999, 2004, 2007, 2011
 SWC: 2/1989, 1990
 Conference Tournament Record/Years: SEC: 28-37 (.420)/21
 SWC: 18-25 (.419)/14
 Combined: 46-62 (.423)/35
 Conference Tournament Titles/Years: SEC: None
 SWC: 1/1985
 NCAA Postseason Appearances: 28
 (1973, 79-80, 83, 85-90, 95-96, 98-99, 2002-15)
 NCAA Postseason Record: 71-61 (.537)
 College World Series Appearances: 8
 (1979, 1985, 1987, 1989, 2004, 2009, 2012, 2015)
 College World Series Record: 11-16 (.407)
 NCAA Super Regional Appearances: 6
 (2002, 2004, 2009, 2010, 2012, 2015)
 NCAA Super Regional Record: 9-6 (.600)
 NCAA Regional Appearances: 28
 NCAA Regional Record: 51-39 (.566)
 Overall NCAA Regional Hosts: 5 (1999, 2004, 2006, 2007, 2010)
 Overall NCAA Super Regional Hosts: 2 (2004, 2015)
 Best NCAA Finish: 1979 National Runner-up

GAME CREDENTIALS

Members of the media should contact John Thomas to request individual game credentials for Razorback baseball home games. Credential requests should be made no later than noon (CT) the day before the scheduled contest and should be directed by e-mail to John Thomas. Credential requests for away games should be made to the communications contact of the home team. Only fully accredited personnel directly involved in the coverage of the game will be admitted. Credentials are non-transferable.

INTERVIEW POLICY

Please direct all requests for interviews with coaches and players to John Thomas. For home SEC weekends, Coach Dave Van Horn will hold his weekly press conference on Thursday with players and assistant coaches available prior to Thursday's practice. On road SEC weekends, Coach Van Horn will hold his weekly press conference on Wednesday with players and assistant coaches available prior to Wednesday's practice. Players are not available for interviews on gamedays, except for post-game interviews. Post-game press conferences are held in the indoor batting cages located down the third base line. Coach Van Horn will address the media first, followed by the two or three most requested Razorback players. In the event of a doubleheader, the only Arkansas player available between games for interviews is the starting pitcher of game one. The Arkansas clubhouse is off limits to the media at all times.

E-MAIL UPDATES

Members of the media may request to be added to the Arkansas communications baseball e-mail group. Subscribers will receive game notes, game stories and other information. To subscribe, send a request to John Thomas. Please identify yourself and your organization in your request as this service is only available to members of the media.

GAMEDAY MEDIA SERVICES

The Arkansas communications staff provides scorecards, rosters, updated statistics and results for each team in the Baum Stadium press box prior to home games. Box scores, play-by-play and any postgame notes are disseminated approximately 10 minutes after the conclusion of the game. An Associated Press-style game story is also produced by the communications office. Members of the media may request these stories be sent to their organization via e-mail by contacting a member of the communications office.

RAZORBACK SPORTS NETWORK

For the 24th consecutive season, every pitch of the Arkansas baseball season can be heard on the Razorback Sports Network from IMG College. The network spans the state of Arkansas and can also be heard in neighboring states as well as across the globe via the internet. The Razorback Baseball Radio Network is one of the largest collegiate baseball radio networks in the nation. With more than 20 affiliates, Razorback baseball games are never more than a dial away no matter where an Arkansas fan resides.

PHOTOGRAPHERS

No cameras are allowed on the Baum Stadium playing surface during games. Photographers are encouraged to use the photo wells at the end of each dugout and behind home plate.

RADIO AFFILIATES FROM IMG

Arkadelphia	KYXK-FM	106.9
Conway	KASR-FM	92.7
Crossett	KAGH-FM	104.9
El Dorado	KELD-FM	106.5
Fayetteville	KQSM-FM	92.1
Forrest City	KXJK-AM	950
Fort Smith	KHGG-FM	103.1
Fort Smith	KHGG-AM	1580
Glenwood	KWXI-FM	98.9
Glenwood	KWXI-AM	670
Helena	KFFA-AM	1360
Helena	KFFA-FM	103.1
Hope	KXAR-AM (SEC Games)	1490
Little Rock	KABZ-FM	103.7
Marshall	KBCN-FM	104.3
Mena	KTTG-FM	96.3
Prescott	KTPA-AM (SEC Games)	1370
Rogers	KURM-AM	790
Rogers	KURM-FM	100.3
Russellville	KARV-AM	610
Russellville	KARV-FM	101.3
Stuttgart	KWAK-FM	105.5
Texarkana, Texas	KKTK-AM	1400

MLB BOUND



Arkansas has had 21 players drafted in the last three seasons, good for a tie for third-most in the nation over that span. The Razorbacks had a program record 11 players selected in the 2013 MLB Draft to lead the country.

FLORIDA	22
LSU	22
RAZORBACKS	21
OKLAHOMA	21
FLORIDA STATE	20
TCU	20
VANDERBILT	20
LOUISVILLE	19
OREGON STATE	19
STANFORD	19
UCLA	19
ARIZONA STATE	19

OMAHA BOUND

Dave Van Horn has made more CWS appearances than any current head coach in the SEC.

Dave Van Horn (ARK)	1	2	3	4	5	6
Paul Mainieri (LSU)	1	2	3	4	5	
Kevin O'Sullivan (FLA)	1	2	3	4		
Tim Corbin (VU)	1	2	3			
Dave Serrano (UT)	1	2				
Scott Stricklin (UGA)	1					
Mike Bianco (UM)	1					
John Cohen (MSU)	1					
Chad Holbrook (SC)	1					

PRESEASON PROPS



- <<<< ZACH JACKSON
 Golden Spikes Award Watch List
 NCBWA Stopper of the Year Watch List
 Louisville Slugger All-America first team
 NCBWA All-America first team
 Perfect Game All-America first team
 All-SEC first team
- CLARK EAGAN
 All-SEC second team
- RICK NOMURA
 All-SEC second team

The Baum Way

- Arkansas finished No. 2 in the country in average attendance for the third straight year with 8,290 fans per game in 2015. The Razorbacks posted school records in actual attendance and tickets sold for a single game.
- The actual crowd of 12,167 against Missouri State on June 6 was the largest crowd in Baum Stadium history. The 12,167 fans also marked the third largest Super Regional crowd in NCAA history.
- After setting the Baum Stadium attendance record in game one of the Fayetteville Super Regional with 11,869, Razorback fans followed suit Saturday, breaking the record in less than 24 hours with 12,167 on hand. In the Fayetteville Super Regional, three of the top four attendance marks at the eight Super Regional sites were all at Baum Stadium, totaling 35,730 over the three games. Game 1: 11,869 | Game 2: 12,167 | Game 3: 11,694
- The three NCAA Fayetteville Super Regional crowds marked the three largest crowds in Baum Stadium history.
- Arkansas was home to three of the top four postseason crowds in 2015 during Regionals and Super Regionals.
- The 12,589 tickets sold against Mississippi State on April 25 marked the 14th largest on-campus crowd in NCAA history.

Shriners Hospitals for Children College Classic

All three of Arkansas' games against No. 20 Rice, No. 12 Houston and No. 25 Texas Tech at the Shriners Hospitals for Children College Classic held at Minute Maid Park in Houston next weekend can be seen on national TV. All three of Arkansas' games will be live nationally on MLB Network, but blacked out in Arkansas, Oklahoma, Texas, Louisiana and New Mexico. The games will be broadcast in those aforementioned states on Cox Sports or Root Sports Southwest found on AT&T U-Verse (Ch. 758 and Ch. 1758) and DirecTV (Ch. 674).

#BennyBaseball - 2015 NATIONAL PLAYER OF THE YEAR

Awards and Accolades

- Golden Spikes Award
- Dick Howser Trophy
- Southeastern Conference Player of the Year
- Collegiate Baseball National Player of the Year
- Baseball America National Player of the Year

#BennyBaseball Breakdown

- Was the first SEC Player of the Year in program history.
- Was the first National Player of the Year in program history.
- Was the first Golden Spikes Award and Dick Howser Trophy winner in program history.
- Was the first Razorback to win a major SEC award since Nick Schmidt won Pitcher of the Year in 2006.
- Is the first player in school history with at least 15 home runs and 20 stolen bases in a season.
- Was the first NCAA Division I player in seven years to hit 20-plus home runs and steal 20-plus bases.
- Was the first player in SEC history to win the batting title, home run title and Player of the Year.
- Became the third player in SEC history to finish the year as the league leader in home runs and batting average.
- Was the first Razorback in school history to lead the nation in home runs (20).
- Was one of only two players in the country with 15-plus home runs and 20-plus stolen bases.
- Led the SEC in batting average, home runs, slugging percentage, on base percentage and walks.
- Led all sophomores in the country in batting average, home runs and slugging percentage.



Benintendi was selected by the Boston Red Sox with the seventh overall pick in the 2015 MLB Draft. He was the third-highest draft pick in program history and the eighth Razorback to be taken in the first round.



2016 OVERALL STATISTICS



Arkansas Baseball
Overall Statistics for Arkansas (as of Mar 30, 2016)
(All games Sorted by Batting avg)



Record: 18-7 Home: 15-3 Away: 0-4 Neutral: 3-0 SEC: 3-3

Player	avg	gp-gs	ab	r	h	2b	3b	hr	rbi	tb	slg%	bb	hp	so	gdp	ob%	sf	sh	sb-att	po	a	e	fld%	
20 Carson Shaddy	.398	24-23	88	20	35	4	0	5	24	54	.614	11	2	16	1	.462	3	0	2-3	23	40	7	.900	
17 Luke Bonfield	.343	20-20	67	17	23	5	0	4	21	40	.597	12	1	20	1	.444	1	0	0-1	9	0	0	1.000	
1 Rick Nomura	.294	24-23	85	25	25	6	1	3	16	42	.494	15	1	7	2	.398	2	2	3-5	60	83	1	.993	
29 Cullen Gassaway	.294	20-19	68	9	20	3	1	0	15	25	.368	11	0	13	2	.383	2	0	1-1	151	11	2	.988	
15 Jake Arledge	.281	23-17	64	22	18	3	2	2	7	31	.484	16	5	13	1	.453	1	0	4-4	29	2	0	1.000	
9 Clark Eagan	.278	25-25	97	17	27	4	1	2	18	39	.402	13	3	18	1	.371	3	3	4-4	86	15	0	1.000	
3 Michael Bernal	.276	24-24	87	15	24	6	0	6	27	48	.552	7	3	12	2	.351	0	1	0-0	34	81	4	.966	
27 Tucker Pennell	.254	23-19	67	9	17	8	0	2	6	31	.463	6	1	9	1	.324	0	1	2-3	156	27	0	1.000	

33 Grant Koch	.357	8-5	14	4	5	1	1	1	5	11	.786	3	1	4	1	.500	0	0	0-0	25	5	0	1.000	
7 Darien Simms	.278	16-3	18	11	5	0	0	0	1	5	.278	3	1	3	0	.409	0	2	3-3	1	0	0	1.000	
19 Austin Catron	.275	13-10	40	6	11	1	0	1	11	15	.375	5	0	7	1	.340	2	2	0-1	23	1	1	.960	
8 Eric Cole	.267	20-15	60	11	16	2	0	0	4	18	.300	10	1	14	0	.375	1	3	1-1	17	0	0	1.000	
5 Cody Scroggins	.231	11-3	13	4	3	0	0	0	2	3	.231	2	0	3	0	.333	0	1	2-2	6	11	0	1.000	
24 Chad Spanberger	.208	15-12	48	7	10	3	0	3	6	22	.458	5	2	16	0	.309	0	1	0-0	15	0	0	1.000	
26 Jack Benninghoff	.118	12-4	17	6	2	0	0	0	0	2	.118	4	0	6	0	.286	0	1	0-0	4	0	0	1.000	
44 Alex Gosser	.000	6-2	8	2	0	0	0	0	1	0	.000	2	0	2	0	.182	1	0	0-0	17	0	0	1.000	
25 Dominic Taccolini	.000	1-1	0	0	0	0	0	0	0	0	.000	0	0	0	0	.000	0	0	0-0	5	2	0	1.000	
Totals	.287	25	841	185	241	46	6	29	164	386	.459	125	21	163	13	.386	16	17	22-28	672	305	20	.980	
Opponents	.252	25	828	105	209	29	2	12	95	278	.336	90	24	203	21	.342	3	18	22-37	638	217	42	.953	

LOB - Team (197), Opp (186). DPs turned - Team (24), Opp (15). IBB - Team (4), Eagan, C. 2, Shaddy, C. 1, Bernal, M. 1.
 Picked off - Bonfield, L. 1, Spanberger C. 1, Cole, E. 1, Arledge, J. 1.

(All games Sorted by Earned run avg)

Player	era	w-l	app	gs	cg	sho	sv	ip	h	r	er	bb	so	2b	3b	hr	b/avg	wp	hp	bk	sfa	sha
25 Dominic Taccolini	4.36	3-1	6	6	0	0/0	0	33.0	30	16	16	9	28	3	1	0	.244	0	4	0	1	1
11 Keaton McKinney	4.85	1-0	6	6	0	0/0	0	26.0	26	17	14	14	11	4	1	1	.265	0	4	0	0	2

14 Doug Willey	0.00	0-1	12	0	0	0/2	1	12.2	11	1	0	2	13	1	0	0	.234	0	0	0	0	0
10 Josh Alberius	1.26	2-0	9	0	0	0/2	0	14.1	10	2	2	4	22	1	0	0	.196	1	2	0	0	0
46 Barrett Loseke	1.56	1-0	7	3	0	0/1	0	17.1	13	3	3	9	16	1	0	1	.213	3	1	0	0	1
36 Cannon Chadwick	2.31	1-0	6	0	0	0/1	0	11.2	11	4	3	4	8	2	0	0	.268	0	1	0	1	1
28 James Teague	2.93	2-2	8	0	0	0/0	0	15.1	9	5	5	9	17	2	0	1	.180	2	2	0	0	1
38 Jordan Rodriguez	3.09	0-0	13	0	0	0/1	1	11.2	7	4	4	5	11	2	0	1	.179	0	1	0	0	1
32 Zach Jackson	3.63	2-2	9	0	0	0/0	3	17.1	15	8	7	13	20	2	0	2	.242	1	2	0	0	5
30 Hunter Hart	3.86	0-0	6	0	0	0/0	0	7.0	6	5	3	5	7	1	0	0	.250	5	1	0	0	0
37 Weston Rogers	4.50	1-0	6	4	0	0/1	0	12.0	11	6	6	2	11	0	0	1	.250	0	0	0	0	2
16 Blaine Knight	5.30	2-0	6	4	0	0/0	0	18.2	25	11	11	5	16	4	0	1	.329	0	0	1	0	3
21 Kacey Murphy	5.87	0-0	8	0	0	0/1	0	7.2	9	5	5	4	7	2	0	0	.290	0	1	0	0	0
55 Isaiah Campbell	6.14	2-0	4	2	0	0/0	0	7.1	8	5	5	1	6	1	0	3	.276	0	2	0	0	1
34 Jake Reindl	7.71	0-0	3	0	0	0/1	0	2.1	3	2	2	0	2	0	0	0	.300	1	0	0	0	0
13 Ty Harris	9.64	0-0	6	0	0	0/2	0	4.2	6	5	5	3	2	0	0	1	.316	1	1	0	0	0
18 Anthony Dahl	10.80	1-1	4	0	0	0/0	0	5.0	9	6	6	1	6	3	0	0	.391	0	2	0	1	0
Totals	3.90	18-7	25	25	0	2/2	5	224.0	209	105	97	90	203	29	2	12	.252	14	24	1	3	18
Opponents	6.64	7-18	25	25	0	0/0	5	212.2	241	185	157	125	163	46	6	29	.287	22	21	1	16	17

PB - Team (3), Pennell, T. 3, Opp (8). Pickoffs - Team (8), Teague, J. 2, Pennell, T. 2, Loseke, B. 1, Hart, H. 1, Rogers, W. 1, Alberius, J. 1, Opp (4). SBA/ATT - Pennell, T. (19-31), Taccolini, D (4-9), McKinney, K. (3-6), Knight, B. (3-5), Koch, G. (2-5), Teague, J. (3-5), Chadwick, C. (1-3), Rogers, W. (3-3), Willey, D. (2-2), Jackson, Z. (2-2), Loseke, B. (0-1), Dahl, A. (1-1), Gosser, A. (1-1).

2016 CONFERENCE STATISTICS



**Arkansas Baseball
Conference statistics for Arkansas (as of Mar 30, 2016)
(SEC games only Sorted by Batting avg)**



Record: 3-3 Home: 3-0 Away: 0-3 SEC: 3-3

Player	avg	gp-gs	ab	r	h	2b	3b	hr	rbi	tb	slg%	bb	hp	so	gdp	ob%	sf	sh	sb-att	po	a	e	fld%	
20 Carson Shaddy	.381	6-6	21	4	8	1	0	0	5	9	.429	3	0	2	0	.458	0	0	1-1	6	8	0	1.000	
24 Chad Spanberger	.375	5-5	16	4	6	1	0	1	1	10	.625	3	1	2	0	.500	0	0	0-0	9	0	0	1.000	
29 Cullen Gassaway	.353	5-5	17	2	6	2	0	0	3	8	.471	1	0	4	0	.389	0	0	1-1	28	3	0	1.000	
1 Rick Nomura	.333	6-6	24	6	8	3	0	0	3	11	.458	1	0	3	1	.360	0	0	0-0	14	22	0	1.000	
3 Michael Bernal	.333	5-5	18	2	6	0	0	2	8	12	.667	1	1	4	1	.400	0	0	0-0	7	11	0	1.000	
17 Luke Bonfield	.286	6-6	21	5	6	0	0	2	5	12	.571	3	0	9	1	.375	0	0	0-0	4	0	0	1.000	
9 Clark Eagan	.167	6-6	24	3	4	0	0	0	1	4	.167	1	1	7	0	.231	0	0	0-0	21	4	0	1.000	
27 Tucker Pennell	.125	6-5	16	1	2	1	0	1	1	6	.375	1	0	3	0	.176	0	0	0-0	32	4	0	1.000	
15 Jake Arledge	.125	6-4	16	4	2	0	0	0	0	2	.125	2	0	7	1	.222	0	0	0-0	12	2	0	1.000	

26 Jack Benninghoff	1.000	2-0	1	0	1	0	0	0	0	1	1.000	0	0	0	0	1.000	0	0	0-0	0	0	0	.000	
8 Eric Cole	.333	4-2	9	0	3	1	0	0	0	4	.444	2	0	2	0	.455	0	0	0-0	5	0	0	1.000	
5 Cody Scroggins	.250	2-1	4	1	1	0	0	0	0	1	.250	0	0	2	0	.250	0	0	1-1	2	3	0	1.000	
7 Darien Simms	.182	4-2	11	2	2	0	0	0	0	2	.182	1	0	3	0	.250	0	0	0-0	0	0	0	.000	
44 Alex Gosser	.000	2-1	4	0	0	0	0	0	1	0	.000	0	0	0	0	.000	1	0	0-0	9	0	0	1.000	
33 Grant Koch	.000	1-0	1	0	0	0	0	0	0	0	.000	0	0	0	0	.000	0	0	0-0	0	0	0	.000	
Totals	.271	6	203	34	55	9	0	6	28	82	.404	19	3	48	4	.341	1	0	3-3	153	62	1	.995	
Opponents	.314	6	207	34	65	6	2	5	34	90	.435	30	8	41	2	.419	1	2	1-4	153	54	7	.967	

LOB - Team (39), Opp (61). DPs turned - Team (3), Opp (4). Picked off - Bonfield, L. 1.

(SEC games only Sorted by Earned run avg)

Player	era	w-l	app	gs	cg	sho	sv	ip	h	r	er	bb	so	2b	3b	hr	b/avg	wp	hp	bksfa	sha	
11 Keaton McKinney	2.53	1-0	2	2	0	0/0	0	10.2	10	4	3	5	7	1	1	0	.238	0	1	0	0	0
46 Barrett Loseke	4.05	0-0	2	2	0	0/0	0	6.2	7	3	3	4	5	0	0	1	.269	1	0	0	0	0
28 James Teague	6.00	0-1	2	0	0	0/0	0	6.0	6	4	4	5	4	0	0	1	.286	0	2	0	0	1
25 Dominic Taccolini	11.25	0-1	2	2	0	0/0	0	8.0	18	10	10	4	5	3	1	0	.462	0	3	0	1	0

38 Jordan Rodriguez	0.00	0-0	4	0	0	0/0	0	4.0	1	0	0	2	4	0	0	0	.083	0	1	0	0	1
14 Doug Willey	0.00	0-0	2	0	0	0/0	0	3.0	4	0	0	0	3	0	0	0	.333	0	0	0	0	0
10 Josh Alberius	0.00	1-0	2	0	0	0/0	0	3.0	0	0	0	1	6	0	0	0	.000	1	0	0	0	0
32 Zach Jackson	7.20	1-1	2	0	0	0/0	0	5.0	6	4	4	6	4	1	0	1	.286	0	0	0	0	0
55 Isaiah Campbell	9.00	0-0	1	0	0	0/0	0	1.0	1	1	1	0	0	0	0	1	.250	0	0	0	0	0
21 Kacey Murphy	10.12	0-0	2	0	0	0/0	0	2.2	7	3	3	1	3	1	0	0	.500	0	0	0	0	0
13 Ty Harris	45.00	0-0	1	0	0	0/0	0	1.0	5	5	5	2	0	0	0	1	.625	0	1	0	0	0
Totals	5.82	3-3	6	6	0	0/0	0	51.0	65	34	33	30	41	6	2	5	.314	2	8	0	1	2
Opponents	4.76	3-3	6	6	0	0/0	1	51.0	55	34	27	19	48	9	0	6	.271	3	3	0	1	0

PB - Team (1), Pennell, T. 1, Opp (1). Pickoffs - Team (2), Alberius, J. 1, Loseke, B. 1, Opp (1). SBA/ATT - Pennell, T. (1-4), Taccolini, D (0-2), Teague, J. (0-1), McKinney, K. (1-1).

2016 STARTERS RECORDS



Arkansas Baseball
Miscellaneous Stats for Arkansas (as of Mar 30, 2016)
(All games)


Starting Lineup By Position
(Team W-L record when starter)

PITCHER:		
11 Keaton McKinney	6	(5-1)
25 Dominic Taccolini	6	(5-1)
16 Blaine Knight	4	(2-2)
37 Weston Rogers	4	(2-2)
46 Barrett Loseke	3	(2-1)
55 Isaiah Campbell	2	(2-0)
CATCHER:		
27 Tucker Pennell	19	(14-5)
33 Grant Koch	4	(4-0)
44 Alex Gosser	2	(0-2)
FIRST BASE:		
29 Cullen Gassaway	19	(13-6)
9 Clark Eagan	4	(3-1)
19 Austin Catron	2	(2-0)
SECOND BASE:		
1 Rick Nomura	23	(17-6)
5 Cody Scroggins	2	(1-1)
THIRD BASE:		
20 Carson Shaddy	23	(16-7)
9 Clark Eagan	2	(2-0)
SHORTSTOP:		
3 Michael Bernal	24	(18-6)
5 Cody Scroggins	1	(0-1)
LEFT FIELD:		
17 Luke Bonfield	11	(9-2)
15 Jake Arledge	8	(5-3)
8 Eric Cole	4	(3-1)
26 Jack Benninghoff	1	(0-1)
7 Darien Simms	1	(1-0)
CENTER FIELD:		
9 Clark Eagan	19	(13-6)
15 Jake Arledge	5	(4-1)
26 Jack Benninghoff	1	(1-0)
RIGHT FIELD:		
8 Eric Cole	11	(9-2)
24 Chad Spanberger	10	(6-4)
15 Jake Arledge	4	(3-1)
DESIGNATED HITTER:		
17 Luke Bonfield	9	(6-3)
19 Austin Catron	8	(6-2)
24 Chad Spanberger	2	(1-1)
26 Jack Benninghoff	2	(2-0)
7 Darien Simms	2	(1-1)
25 Dominic Taccolini	1	(1-0)
33 Grant Koch	1	(1-0)

Starting Lineup By Lineup Spot
(Team W-L record when starter)

LEADOFF:		
8 Eric Cole	14	(12-2)
15 Jake Arledge	5	(2-3)
9 Clark Eagan	4	(3-1)
7 Darien Simms	2	(1-1)
2ND SPOT:		
20 Carson Shaddy	12	(9-3)
15 Jake Arledge	9	(8-1)
9 Clark Eagan	1	(0-1)
26 Jack Benninghoff	1	(0-1)
7 Darien Simms	1	(1-0)
8 Eric Cole	1	(0-1)
3RD SPOT:		
9 Clark Eagan	20	(15-5)
20 Carson Shaddy	5	(3-2)
CLEANUP:		
29 Cullen Gassaway	18	(13-5)
17 Luke Bonfield	5	(3-2)
19 Austin Catron	1	(1-0)
20 Carson Shaddy	1	(1-0)
5TH SPOT:		
1 Rick Nomura	21	(15-6)
19 Austin Catron	3	(2-1)
20 Carson Shaddy	1	(1-0)
6TH SPOT:		
17 Luke Bonfield	14	(12-2)
20 Carson Shaddy	4	(2-2)
1 Rick Nomura	2	(2-0)
15 Jake Arledge	1	(1-0)
24 Chad Spanberger	1	(0-1)
26 Jack Benninghoff	1	(1-0)
19 Austin Catron	1	(0-1)
29 Cullen Gassaway	1	(0-1)
7TH SPOT:		
24 Chad Spanberger	10	(6-4)
19 Austin Catron	5	(5-0)
3 Michael Bernal	3	(2-1)
15 Jake Arledge	2	(1-1)
26 Jack Benninghoff	2	(2-0)
25 Dominic Taccolini	1	(1-0)
33 Grant Koch	1	(1-0)
17 Luke Bonfield	1	(0-1)
8TH SPOT:		
3 Michael Bernal	21	(16-5)
27 Tucker Pennell	2	(1-1)
44 Alex Gosser	1	(0-1)
24 Chad Spanberger	1	(1-0)
9TH SPOT:		
27 Tucker Pennell	17	(13-4)
33 Grant Koch	4	(4-0)
5 Cody Scroggins	3	(1-2)
44 Alex Gosser	1	(0-1)

2016 STARTERS RECORDS



Arkansas Baseball
Miscellaneous Stats for Arkansas (as of Mar 30, 2016)
(All games)



STARTERS SUMMARY

Player	GS	Position											Batting Order									
		p	c	1b	2b	3b	ss	lf	cf	rf	of	dh	1st	2nd	3rd	4th	5th	6th	7th	8th	9th	
9 Clark Eagan	25	.	.	4	.	2	.	.	19	.	.	.	4	1	20
3 Michael Bernal	24	24	3	21	.	.
1 Rick Nomura	23	.	.	.	23	21	2
20 Carson Shaddy	23	23	12	5	1	1	4
17 Luke Bonfield	20	11	5	.	14	1	.	.	.
29 Cullen Gassaw	19	.	.	19	18	.	1
27 Tucker Pennell	19	.	19	2	17	.
15 Jake Arledge	17	8	5	4	.	.	5	9	.	.	.	1	2	.	.	.
8 Eric Cole	15	4	.	11	.	.	14	1
24 Chad Spanberg	12	10	.	2	1	10	1	.	.
19 Austin Catron	10	.	.	2	8	.	.	1	3	1	5
25 Dominic Taccol	7	6	1	1	.	.	.
11 Keaton McKinn	6	6
33 Grant Koch	5	.	4	1	1	.	4	.
16 Blaine Knight	4	4
26 Jack Benningh	4	1	1	.	.	2	.	1	.	.	.	1	2	.	.	.
37 Weston Rogers	4	4
7 Darien Simms	3	1	.	.	.	2	2	1
46 Barrett Loseke	3	3
5 Cody Scroggins	3	.	.	.	2	.	1	3
44 Alex Gosser	2	.	2	1	1	.
55 Isaiah Campbe	2	2



Starting Pitching Breakdown

Game date	Opposing team	Starter	IP	H	R	ER	BB	SO	NP	Final
Feb. 19, 2016	Central Michigan	Taccolini, D.	7.0	1	1	1	1	3	79	W, 6-1
Feb. 20, 2016	Central Michigan	Knight, B.	5.0	4	2	2	0	3	74	W, 4-3
Feb. 21, 2016	Central Michigan	McKinney, K.	4.0	4	3	2	2	1	58	W, 9-4
Feb. 23, 2016	Mississippi Valley St.	Campbell, I.	2.0	2	1	1	0	1	23	W, 21-4
Feb. 24, 2016	Mississippi Valley St.	Rogers, W.	2.0	1	0	0	0	4	28	W, 20-0
Feb. 26, 2016	No. 24 Rice	Taccolini, D.	6.0	5	2	2	1	6	85	W, 5-2
Feb. 27, 2016	No. 9 Houston	Knight, B.	2.0	4	1	1	1	3	39	W, 12-3
Feb. 28, 2016	No. 23 Texas Tech	McKinney, K.	0.2	3	5	5	2	1	37	W, 10-6
March 2, 2016	Louisiana Tech	Rogers, W.	2.2	3	2	2	1	1	48	L, 3-2
March 4, 2016	Eastern Illinois	Taccolini, D.	5.0	4	2	2	1	5	74	W, 5-2
March 5, 2016	Eastern Illinois	Knight, B.	3.1	7	5	5	1	4	54	L, 10-8
March 6, 2016	Eastern Illinois	McKinney, K.	7.0	4	2	1	1	1	95	W, 3-2
March 8, 2016	Gonzaga	CANCELLED								
March 9, 2016	Gonzaga	Rogers, W.	1.2	2	2	2	1	1	27	L, 15-10
March 11, 2016	Western Illinois	Taccolini, D.	7.0	2	1	1	2	9	109	W, 3-2
March 12, 2016	Western Illinois	McKinney, K.	3.2	5	3	3	4	1	65	W, 9-3
March 13, 2016	Western Illinois	Loseke, B.	4.0	1	0	0	1	4	48	W, 3-0
March 15, 2016	Grambling State	Campbell, I.	4.0	4	3	3	1	4	57	W, 14-4
March 16, 2016	Grambling State	Rogers, W.	4.0	3	2	2	0	2	61	W, 3-2
March 18, 2016	at #12 South Carolina	Taccolini, D.	6.0	12	8	8	1	2	113	L, 10-6
March 19, 2016	at #12 South Carolina	Loseke, B.	4.0	3	2	2	3	3	70	L, 6-2
March 20, 2016	at #12 South Carolina	McKinney, K.	4.2	7	4	3	0	4	82	L, 8-6
March 25, 2016	Auburn	Taccolini, D.	2.0	6	2	2	3	3	65	W, 3-2
March 26, 2016	Auburn	McKinney, K.	6.0	3	0	0	5	3	101	W, 14-7
March 27, 2016	Auburn	Loseke, B.	2.2	4	1	1	1	2	48	W, 3-1
March 29, 2016	at #16 Oklahoma State	Knight, B.	2.0	4	3	3	1	1	54	L, 5-4
April 1, 2016	Missouri	--	--	--	--	--	--	--	--	--
April 2, 2016	Missouri	--	--	--	--	--	--	--	--	--
April 3, 2016	Missouri	--	--	--	--	--	--	--	--	--
April 6, 2016	vs. Memphis	--	--	--	--	--	--	--	--	--
April 8, 2016	at Ole Miss	--	--	--	--	--	--	--	--	--
April 9, 2016	at Ole Miss	--	--	--	--	--	--	--	--	--
April 10, 2016	at Ole Miss	--	--	--	--	--	--	--	--	--
April 12, 2016	vs. Louisiana Monroe	--	--	--	--	--	--	--	--	--
April 14, 2016	Florida	--	--	--	--	--	--	--	--	--
April 15, 2016	Florida	--	--	--	--	--	--	--	--	--
April 16, 2016	Florida	--	--	--	--	--	--	--	--	--
April 19, 2016	Creighton	--	--	--	--	--	--	--	--	--
April 21, 2016	at No. 25 Kentucky	--	--	--	--	--	--	--	--	--
April 22, 2016	at No. 25 Kentucky	--	--	--	--	--	--	--	--	--
April 23, 2016	at No. 25 Kentucky	--	--	--	--	--	--	--	--	--
April 26, 2016	No. 7 Oklahoma State	--	--	--	--	--	--	--	--	--
April 29, 2016	No. 3 Texas A&M	--	--	--	--	--	--	--	--	--
April 30, 2016	No. 3 Texas A&M	--	--	--	--	--	--	--	--	--
May 1, 2016	No. 3 Texas A&M	--	--	--	--	--	--	--	--	--
May 3, 2016	at No. 17 Missouri State	--	--	--	--	--	--	--	--	--
May 6, 2016	at No. 5 LSU	--	--	--	--	--	--	--	--	--
May 7, 2016	at No. 5 LSU	--	--	--	--	--	--	--	--	--
May 8, 2016	at No. 5 LSU	--	--	--	--	--	--	--	--	--
May 13, 2016	Alabama	--	--	--	--	--	--	--	--	--
May 14, 2016	Alabama	--	--	--	--	--	--	--	--	--
May 15, 2016	Alabama	--	--	--	--	--	--	--	--	--
May 17, 2016	No. 17 Missouri State	--	--	--	--	--	--	--	--	--
May 19, 2016	No. 11 Mississippi State	--	--	--	--	--	--	--	--	--
May 20, 2016	No. 11 Mississippi State	--	--	--	--	--	--	--	--	--
May 21, 2016	No. 11 Mississippi State	--	--	--	--	--	--	--	--	--

Run Support

Pitcher	Starts	Runs	Runs/Game	Team Record
Taccolini, D.	6	28	4.6	5-1
Knight, B.	4	29	7.3	2-2
McKinney, K.	6	53	8.8	5-1
Campbell, I.	2	24	12.0	2-0
Rogers, W.	4	35	8.8	2-2
Loseke, B.	3	8	2.7	2-1
TOTALS	25	176	7.0	18-7

Quality Starts

Pitcher	Total Starts	Quality Starts	Record in QS
Taccolini, D.	6	4	3-1
McKinney, K.	6	2	2-0
Knight, B.	3	0	--
Campbell, I.	2	0	--
Rogers, W.	4	0	--
Loseke, B.	3	0	--
TOTALS	24	6	5-1

Quality Start = 6.0 innings pitched with 3 or less earned runs

Starters Statistics

Player	ERA	W	L	APP	GS	CG	SHO	CBO	SV	IP	H	R	ER	BB	SO	2B	3B	HR	AB	B/Avg	WP	HBP	BK	SFA	SHA
46 Barrett Loseke	2.53	1	0	3	3	0	0	1	0	10.2	8	3	3	5	9	0	0	1	37	.216	1	1	0	0	0
25 Dominic Taccolini	4.36	3	1	6	6	0	0	0	0	33.0	30	16	16	9	28	3	1	0	123	.244	0	4	0	1	1
11 Keaton McKinney	4.85	1	0	6	6	0	0	0	0	26.0	26	17	14	14	11	4	1	1	98	.265	0	4	0	0	2
37 Weston Rogers	5.23	1	0	4	4	0	0	1	0	10.1	9	6	6	2	8	0	0	1	38	.237	0	0	0	0	2
55 Isaiah Campbell	6.00	2	0	2	2	0	0	0	0	6.0	6	4	4	1	5	1	0	2	23	.261	0	0	0	0	1
16 Blaine Knight	8.03	1	0	4	4	0	0	0	0	12.1	19	11	11	3	11	4	0	1	51	.373	0	0	0	0	3
Totals	4.94	9	1	25	25	0	2	2	0	98.1	98	57	54	34	72	12	2	6	370	.265	1	9	0	1	9

Team Game Highs (2016)

Batting		
At bats:	44	vs Eastern Illinois (Mar 05, 2016)
Runs scored:	21	vs Miss. Valley State (Feb 23, 2016)
Hits:	19	vs Miss. Valley State (Feb 23, 2016)
RBI's:	21	vs Miss. Valley State (Feb 23, 2016)
Doubles:	6	vs Western Illinois (Mar 12, 2016)
	6	vs Grambling State (Mar 15, 2016)
Triples:	2	vs Miss. Valley State (Feb 23, 2016)
Home runs:	4	vs Auburn (Mar 26, 2016)
Total bases:	35	vs Miss. Valley State (Feb 23, 2016)
Walks:	13	vs Eastern Illinois (Mar 05, 2016)
Strikeouts:	13	at South Carolina (Mar 18, 2016)
Sac hits:	3	vs Central Michigan (Feb 19, 2016)
	3	vs Central Michigan (Feb 20, 2016)
Sac flies:	4	vs Miss. Valley State (Feb 24, 2016)
Stolen bases:	4	vs Western Illinois (Mar 12, 2016)
Hit by pitch:	3	vs Rice (Feb 26, 2016 at Houston, Texas)
	3	vs Grambling State (Mar 15, 2016)
Caught stealing:	2	vs Eastern Illinois (Mar 06, 2016)
Runners LOB:	14	vs Eastern Illinois (Mar 05, 2016)
Hit into DP:	2	(5 games)

Fielding

Putouts:	36	vs Eastern Illinois (Mar 05, 2016)
Assists:	22	vs Eastern Illinois (Mar 05, 2016)
Errors:	6	vs Eastern Illinois (Mar 05, 2016)
Passed balls:	2	vs Central Michigan (Feb 21, 2016)
DPs turned:	3	vs Texas Tech (Feb 28, 2016 at Houston, Texas)

Pitching

Innings pitched:	12.0	vs Eastern Illinois (Mar 05, 2016)
Runs allowed:	15	vs Gonzaga (Mar 09, 2016)
Earned runs:	14	vs Gonzaga (Mar 09, 2016)
Walks allowed:	9	vs Auburn (Mar 25, 2016)
Strikeouts:	14	vs Western Illinois (Mar 11, 2016)
Hits allowed:	18	vs Gonzaga (Mar 09, 2016)
Doubles allowed:	5	vs Houston (Feb 27, 2016 at Houston, Texas)
Triples allowed:	1	at South Carolina (Mar 18, 2016)
	1	at South Carolina (Mar 20, 2016)
Homers allowed:	2	vs Grambling State (Mar 15, 2016)
Wild pitches:	4	vs Gonzaga (Mar 09, 2016)
Hit batters:	5	vs Gonzaga (Mar 09, 2016)

Individual Game Highs (2016)

Batting		
At bats:	7	Carson Shaddy vs Eastern Illinois (Mar 05, 2016)
Runs scored:	4	(4 games)
Hits:	4	Rick Nomura vs Western Illinois (Mar 12, 2016)
RBI's:	6	Carson Shaddy vs Grambling State (Mar 15, 2016)
Doubles:	2	(4 games)
Triples:	1	(6 games)
Home runs:	2	(4 games)
Total bases:	9	Jake Arledge vs Eastern Illinois (Mar 05, 2016)
Walks:	3	(4 games)
Strikeouts:	3	(6 games)
Sac hits:	1	(17 games)
Sac flies:	2	Clark Eagan vs Miss. Valley State (Feb 24, 2016)
Stolen bases:	1	(22 games)
Hit by pitch:	1	(21 games)
Caught stealing:	1	(6 games)
Runners LOB:	7	Austin Catron vs Eastern Illinois (Mar 06, 2016)

Fielding

Putouts:	13	Austin Catron vs Miss. Valley State (Feb 24, 2016)
Assists:	7	Michael Bernal vs Central Michigan (Feb 19, 2016)
	7	Michael Bernal vs Eastern Illinois (Mar 05, 2016)
Errors:	2	Carson Shaddy vs Eastern Illinois (Mar 05, 2016)
	2	Carson Shaddy vs Western Illinois (Mar 11, 2016)
Passed balls:	2	Tucker Pennell vs Central Michigan (Feb 21, 2016)

Pitching

Innings pitched:	7.0	Dominic Taccolini vs Central Michigan (Feb 19, 2016)
	7.0	Keaton McKinney vs Eastern Illinois (Mar 06, 2016)
	7.0	Dominic Taccolini vs Western Illinois (Mar 11, 2016)
Runs allowed:	8	Dominic Taccolini at South Carolina (Mar 18, 2016)
Earned runs:	8	Dominic Taccolini at South Carolina (Mar 18, 2016)
Walks allowed:	5	Zach Jackson at South Carolina (Mar 20, 2016)
	5	Keaton McKinney vs Auburn (Mar 26, 2016)
Strikeouts:	9	Dominic Taccolini vs Western Illinois (Mar 11, 2016)
Hits allowed:	12	Dominic Taccolini at South Carolina (Mar 18, 2016)
Doubles allowed:	2	(4 games)
Triples allowed:	1	Dominic Taccolini at South Carolina (Mar 18, 2016)
	1	Keaton McKinney at South Carolina (Mar 20, 2016)
Homers allowed:	2	Isaiah Campbell vs Grambling State (Mar 15, 2016)
Wild pitches:	3	Hunter Hart vs Gonzaga (Mar 09, 2016)
Hit batters:	2	(4 games)

The Last Time an Arkansas Player...

4 Hits in a gameRick Nomura vs. Western Illinois, March 12, 2016
5 Hits in a gameAndy Wilkins at No. 9 Oklahoma (Norman Regional), May 31, 2009
6 Hits in a gameJeremy Jackson vs. Northeastern (Okla.), April 16, 1997
2 Hits in an inningTyler Spoon and Brian Anderson, at No. 6 South Carolina, March 22, 2013
2 Doubles in a gameCarson Shaddy vs. Grambling State, March 15, 2016
3 Doubles in a gameJoe Serrano vs. South Alabama, February 28, 2014
4 Doubles in a gameRodney Nye vs. La. Tech, March 31, 1998
2 Triples in a gameBobby Wernes vs. North Dakota, Feb. 14, 2015
Led off a game with a HRTim Carver vs. Oral Roberts, April 24, 2012
2 Home runs in a gameMichael Bernal vs. Auburn, March 26, 2016
3 Home runs in a gameBrett Eibner vs. Grambling State, June 4, 2010
Grand SlamRick Nomura vs. Gonzaga, March 9, 2016
HR in consecutive ABMichael Bernal vs. Auburn, March 26, 2016
HR in 4 straight games	Aaron Murphree vs. OSU, So. Dakota St. & Siena, March 2-8, 2008
HR in 5 straight games	Aaron Murphree vs. OSU, So. Dakota St. & Siena, March 2-8, 2008
HR in 6 straight games	Aaron Murphree vs. OSU, So. Dakota St. & Siena, March 2-9, 2008
Pinch-hit home runChad Spanberger vs. Eastern Illinois, March 5, 2016
Inside the park home runAndrew Benintendi vs. Miss Valley State, April 8, 2015
Back-to-Back Home Runs	.. Joe Serrano and Andrew Benintendi at Auburn, April 3, 2015
4 Runs in a gameRick Nomura vs. Grambling State, March 15, 2016
5 Runs in a gameAndrew Benintendi vs Mississippi Valley State, April 8, 2015
6 Runs in a gameJeremy Jackson vs. Northeastern (Okla.), April 16, 1997
4 RBI in a gameMichael Bernal vs. Auburn, March 26, 2016
5 RBI in a gameRick Nomura vs. Gonzaga, March 9, 2016
6 RBI in a gameCarson Shaddy vs. Grambling State, March 15, 2016
7 RBI in a gameBrett Eibner vs. Grambling State (Fayetteville Regional), June 4, 2010
8 RBI in a gameRodney Nye vs. ORU, April 14, 1999
9 RBI in a gameRyan Lundquist vs. Central Missouri St., March 4, 1997
2 Stolen bases in a gameAndrew Benintendi at Texas A&M, April 19, 2015
3 Stolen bases in a gameAndrew Benintendi vs Stephen F. Austin, April 15, 2015
4 Stolen bases in a gameLogan Forsythe vs. Ole Miss, May 19, 2007
Stole homeBobby Wernes vs. Ole Miss, March 28, 2015
2 Errors in a gameCarson Shaddy, vs Western Illinois, March 11, 2016
3 Errors in a gameBobby Wernes, at LSU, April 12, 2014
4 Errors in a gameChris Shaddy vs. TCU, April 27, 1980
9-Inning no-hitterScott Roehl vs. Kansas St., March 20, 2001
9-Inning combined no-hitter	Nick Schmidt (6.0), Brian McLelland (1.0) & Devin Collis (2.0)vs. Oklahoma State, February 12, 2006
1-HitterBrett Eibner (9.0) at No. 1 Georgia, April 19, 2009
1-Hitter combined	. Colin Poché (5.0 IP, 1H), Cade Lynch (2.0 IP, 0H), vs. New Orleans, February 19, 2013
2-HitterKeaton McKinney at Alabama, May 2, 2015
2-Hitter combinedLoseke (4.0 IP, 1H), Murphy (1.2 IP, 0H), Alberius (1.2 IP, 0H), Harris (0.2 IP, 0H), Willey (0.2 IP, 1H), Rodriguez (0.1 IP, 0H) vs. Western Illinois, March 13, 2016)
3-HitterRyne Stanek (9.0 IP), at No. 6 South Carolina, March 23, 2013
3-Hitter combined	.. Keaton McKinney and Dominic Taccolini vs Tennessee, May 10, 2015
Complete gameKeaton McKinney at Alabama, May 2, 2015
Complete-game shutoutKeaton McKinney at Alabama, May 2, 2015
Had 10 strikeoutsChris Oliver vs. No. 1 South Carolina, April 5, 2012
Had 11 strikeoutsMike Bolsinger at No. 11 Ole Miss, May 9, 2010
Had 12 strikeoutsDrew Smyly vs. No. 9 Oklahoma (Norman Regional), May 31, 2009
Had 13 strikeoutsNick Schmidt vs. Georgia, March 24, 2006
Had 14 strikeoutsDavid Walling vs. South Carolina, May 16, 1999
Had 15 strikeoutsNick Schmidt vs. Auburn, May 18, 2006
Had 16 strikeoutsDavid Walling vs. Eastern Illinois, Feb. 20, 1998
Had 17 strikeoutsJess Todd vs. South Carolina (SEC Tournament), May 24, 2007

The Last Time an Arkansas Team...

Scored 10 runsvs. Gonzaga, March 9, 2016
Scored 11 runsvs. SE Missouri State, March 18, 2015
Scored 12 runsvs. #9 Houston, Feb. 27, 2016
Scored 13 runsvs. Loyola Marymount, March 7, 2015
Scored 14 runsvs. Auburn, March 26, 2016
Scored 15 runsvs. Western Illinois, March 12, 2016
Scored 16 runsat Missouri State, April 18, 2007
Scored 17 runsvs. Villanova, February 19, 2012
Scored 18 runsvs. Missouri State, June 5, 2015
Scored 19 runsvs. Grambling State (Fayetteville Regional), June 4, 2010
Scored 20 runsvs. Mississippi Valley State, Feb. 24, 2016
Scored 21 runsvs. Mississippi Valley State, Feb. 23, 2016
Scored 22 runsvs. Louisiana Tech, Feb. 14, 2004
Scored 23 runsNever
Scored 24 runsMissouri Southern, Feb. 11, 1998
Scored 25 runsMissouri Southern, Feb. 4, 2001
Scored 26 runsvs. Iowa (in Arlington, Texas), Feb. 14, 1997
Scored 27 runsNever
Scored 28 runsvs. Wisconsin-Milwaukee (2), Feb. 18, 2007
Scored 29 runsMorningside, April 6, 1968
Scored 30 runsat South Carolina, March 30, 1997
Scored 31-32 runs32 vs. Saint Louis, April 7, 2010
Scored 33+ runs33 vs. Southwest Baptist, March 21, 1984
Had 14 hitsvs. Auburn, March 26, 2016
Had 15 hitsvs. Grambling State, March 15, 2016
Had 16 hitsvs. North Dakota, Feb. 14, 2015
Had 17 hitsvs. Miss Valley State, April 8, 2015
Had 18 hitsvs. Missouri State, June 5, 2015
Had 19 hitsvs. Mississippi Valley State, Feb. 23, 2016
Had 20 hitsat Mississippi State, April 11, 2010
Had 21 hitsKentucky, April 28, 2001
Had 22 hitsvs. Wisconsin-Milwaukee (2), Feb. 18, 2007
Had 23 hitsCentenary, March 31, 1999
Had 24 hitsGeorgia, March 17, 2001
Had 25 hitsat Centenary, March 23, 2005
Had 26-29 hits28 at South Carolina, March 30, 1997
Had 30 hitsvs. Saint Louis, April 7, 2010
Had 31+ hits32 vs. Southwest Baptist, March 21, 1984
4 Errors in a gamevs Miami, June 15, 2015
5 Errors in a gamevs #13 Maryland, Feb 22, 2015
6 Errors in a gamevs. Eastern Illinois, March 5, 2016
7 Errors in a gamevs. La. Tech, March 20, 2001
Was Shutoutvs Florida, May 22, 2015 (10-0)
Was Shutout Back-to-Backvs. LSU, April 23-24, 2005 (7-0, 6-0)
Held to 1 hitvs. Missouri State, June 6, 2015
Held to 2 hitsat #3 Virginia, May 31, 2014
Held to 3 hitsvs Florida, May 21, 2015 (0-10)
Swept an SEC Home Series (three games)vs. Auburn, March 25-27, 2016
Swept an SEC Road Series (three games)at Alabama, April 30-May 2, 2015
Was Swept in SEC Home Seriesvs. No. 7 South Carolina, May 14-16, 2010
Was Swept in SEC Road Seriesat No. 12 South Carolina, March 18-20, 2016
Swept a Non-conference Home Seriesvs. Grambling State, March 15-16, 2016
Swept a Non-conference Road Seriesat McNeese State, March 23-24, 2010
Was Swept in a Non-conference Home SeriesGonzaga, March 10-11, 2015
Was Swept in a Non-conference Road Seriesat Nebraska, April 16, 2013
Won a Non-conference Home Seriesvs. Grambling State, March 15-16, 2016
Lost a Non-conference Home Seriesvs. South Alabama, February 28-March 1, 2014
Lost a Non-conference Road Seriesat Nebraska, April 16, 2013
Back-to-Back ShutoutsMVSU (3-0) March 26 and Miss. State (4-0) March 29, 2014
Most Consecutive Shutouts4 vs. Wisconsin (March 15-16, 1980)
Shut out an opponent at homevs. Western Illinois (3-0), March 13, 2016
Shut out an opponent on the roadat Georgia (9-0), May 15, 2015
Shut out an SEC opponent at homevs. South Carolina (7-0), April 5, 2014
Shut out an SEC opponent on the roadat Georgia (9-0), May 15, 2015

THE NATIONAL POLLS

Baseball America
March 28, 2016

1 Texas A&M	21-3
2 Florida	23-3
3 Miami	20-4
4 Louisville	19-5
5 Mississippi State	17-7-1
6 Vanderbilt	20-4
7 South Carolina	23-2
8 TCU	18-5
9 North Carolina	19-4
10 California	14-6
11 Oregon State	16-5
12 Florida State	18-5
13 Ole Miss	20-5
14 Virginia	17-8
15 Houston	16-7
16 Oklahoma State	17-7
17 Long Beach State	16-7
18 UC Santa Barbara	18-4
19 LSU	16-7
20 Michigan	16-5
21 Alabama	15-8
22 Arkansas	18-6
23 Georgia Tech	18-5
24 Kentucky	17-6
25 Florida Atlantic	18-4

D1Baseball
March 28, 2016

1 Texas A&M	21-3
2 Florida	23-3
3 Vanderbilt	20-4
4 Miami	20-4
5 South Carolina	23-2
6 Oregon State	16-5
7 North Carolina	19-4
8 Louisville	19-5
9 Florida State	18-5
10 TCU	18-5
11 Mississippi State	17-7-1
12 California	14-6
13 Ole Miss	20-5
14 Clemson	17-6
15 LSU	16-7
16 Long Beach State	16-7
17 NC State	16-8
18 Arkansas	18-6
19 East Carolina	16-8
20 Virginia	17-8
21 Oklahoma State	17-7
22 Florida Atlantic	18-4
23 Houston	16-7
24 UC Santa Barbara	18-4
25 Georgia Tech	18-5

Perfect Game
March 28, 2016

1 Florida	23-3
2 Texas A&M	21-3
3 Miami	20-4
4 Vanderbilt	20-4
5 Louisville	19-5
6 TCU	18-5
7 North Carolina	19-4
8 South Carolina	23-2
9 Oregon State	16-5
10 Florida State	18-5
11 California	14-6
12 Mississippi State	17-7-1
13 Virginia	17-8
14 Ole Miss	20-5
15 Houston	16-7
16 Oklahoma State	17-7
17 LSU	16-7
18 Arkansas	18-6
19 NC State	16-8
20 UCLA	12-9
21 Coastal Carolina	16-9
22 Texas Tech	16-7
23 Michigan	16-5
24 Georgia Tech	18-5
25 Clemson	17-6

USA Today/ESPN
March 28, 2016

1 Texas A&M	21-3
2 Miami	20-4
3 Florida	23-3
4 Vanderbilt	20-4
5 Louisville	19-5
6 South Carolina	23-2
7 Oregon State	16-5
8 Florida State	18-5
9 TCU	18-5
10 North Carolina	19-4
11 Ole Miss	20-5
12 Mississippi State	17-7-1
13 California	14-6
14 LSU	16-7
15 Arkansas	18-6
16 Virginia	17-8
17 Florida Atlantic	18-4
18 Georgia Tech	18-5
19 UC Santa Barbara	18-4
20 Oklahoma State	17-7
21 Missouri State	19-4
22 Clemson	17-6
23 NC State	16-8
24 BYU	20-3
25 Houston	16-7

Collegiate Baseball
March 28, 2016

1 Florida	23-3
2 South Carolina	23-2
3 Texas A&M	21-3
4 Miami	20-4
5 Louisville	19-5
6 Vanderbilt	20-4
7 Mississippi State	17-7-1
8 Florida State	18-5
9 North Carolina	19-4
10 California	14-6
11 UC Santa Barbara	18-4
12 Kentucky	17-6
13 Oregon State	16-5
14 Ole Miss	20-5
15 TCU	18-5
16 Missouri State	19-4
17 Clemson	17-6
18 Florida Atlantic	18-4
19 Georgia Tech	18-5
20 LSU	16-7
21 Virginia	17-8
22 NC State	16-8
23 Michigan	16-5
24 BYU	20-3
25 Alabama	15-8

NCBWA
March 28, 2016

1 Texas A&M	21-3
2 Miami (Fla.)	20-4
3 Florida	23-3
4 Vanderbilt	20-4
5 Louisville	19-5
6 South Carolina	23-2
7 Florida State	18-5
8 TCU	18-5
9 Oregon State	16-5
10 North Carolina	19-4
11 Mississippi St.	17-7-1
12 California	14-6
13 Ole Miss	20-5
14 Virginia	17-8
15 LSU	16-7
16 Arkansas	18-6
17 Florida Atlantic	18-4
18 Oklahoma State	17-7
19 Missouri State	19-4
20 Houston	16-7
21 Georgia Tech	18-5
22 UC Santa Barbara	18-4
23 NC State	16-8
24 Clemson	17-6
25 Michigan	16-5

Arkansas Week-By-Week in the Polls

	BA	D1	PG	USA TODAY	CB	NCBWA
Preseason	--	25	--	22	24	22
Week 1	--	24	25	--	24	18
Week 2	17	14	16	--	16	12
Week 3	18	14	18	14	17	16
Week 4	17	14	17	13	17	15
Week 5	25	20	22	18	NR	20
Week 6	22	18	18	15	NR	16
Week 7	--	--	--	--	--	--
Week 8	--	--	--	--	--	--
Week 9	--	--	--	--	--	--
Week 10	--	--	--	--	--	--
Week 11	--	--	--	--	--	--
Week 12	--	--	--	--	--	--
Week 13	--	--	--	--	--	--
Week 14	--	--	--	--	--	--
Week 15	--	--	--	--	--	--
Final	--	--	--	--	--	--

BA - Baseball America
 ESPN - USA Today/ESPN
 CB - Collegiate Baseball
 NCBWA - National Collegiate Baseball Writers Association
 PG - Perfect Game
 D1 - D1Baseball.com

SEC STANDINGS (2016)

	Conference				Overall			Last 10	Streak	
	W	L	Win	GB	W	L	Win			
WESTERN	Alabama	4	2	.667	--	15	8	.652	5-5	L1
	Mississippi State	4	2	.667	--	17	7	.700	6-4	L1
	Texas A&M	4	2	.667	--	21	3	.875	8-2	W1
	Arkansas	3	3	.500	1.0	18	6	.750	7-3	W3
	LSU	2	4	.333	2.0	16	5	.696	6-4	L1
	Ole Miss	2	4	.333	2.0	20	5	.800	6-4	L3
	Auburn	1	5	.167	3.0	11	13	.458	5-5	L3
EASTERN	South Carolina	6	0	1.000	--	23	2	.920	10-0	W13
	Florida	4	2	.667	2.0	22	3	.885	8-2	L2
	Kentucky	4	2	.667	2.0	17	6	.739	7-3	W2
	Vanderbilt	4	2	.667	2.0	20	4	.833	7-3	W3
	Georgia	2	4	.333	4.0	15	10	.600	5-5	W1
	Tennessee	2	4	.333	4.0	14	9	.609	5-5	W1
	Missouri	0	6	.000	6.0	14	12	.538	1-9	L6

2016 SEC PRESEASON POLL

	School	Points
WESTERN	1. Texas A&M (8)	85
	2. LSU (5)	79
	3. Arkansas	65
	4. Mississippi State (1)	49
	5. Ole Miss	46
	6. Auburn	33
	7. Alabama	28
EASTERN	1. Florida (13)	91
	2. Vanderbilt (1)	78
	3. South Carolina	54
	4. Kentucky	53
	5. Missouri	47
	6. Georgia	32
	7. Tennessee	30

Champion: Florida (13), Vanderbilt (1)

HOME RUN LISTING

No.	Player	Gm#	Date	Opponent	Pitcher	On Base	Inn	Outs	Count	Score	Final
1.	Luke Bonfield	3	Feb 21	Central Michigan	Williams, B.	2	7	1	2-0	6-3	W, 9-4
2.	Clark Eagan	4	Feb. 23	Miss. Valley State	Hodges, C.	1	2	0	2-1	7-1	W, 21-4
3.	Luke Bonfield	4	Feb. 23	Miss. Valley State	Gullett, C.	1	3	2	2-0	12-1	W, 21-4
4.	Austin Catron	4	Feb. 23	Miss. Valley State	McWright, C.	1	6	2	3-2	21-4	W, 21-4
5.	Michael Bernal	5	Feb. 24	Miss. Valley State	Spencer, F.	1	5	0	3-1	9-0	W, 20-0
6.	Carson Shaddy	5	Feb. 24	Miss. Valley State	Spencer, F.	1	6	0	2-2	13-0	W, 20-0
7.	Carson Shaddy	5	Feb. 24	Miss. Valley State	McWright, C.	0	8	0	0-1	14-0	W, 20-0
8.	Michael Bernal	7	Feb. 27	#9 Houston	King, J.	1	2	1	1-0	1-1	W, 12-3
9.	Michael Bernal	7	Feb. 27	#9 Houston	Hernandez, N.	2	3	2	0-1	5-1	W, 12-3
10.	Carson Shaddy	7	Feb. 27	#9 Houston	Reed, C.	1	8	0	3-2	10-3	W, 12-3
11.	Michael Bernal	8	Feb. 28	#23 Texas Tech	Howard, H.	1	4	1	1-2	4-5	W, 10-6
12.	Clark Eagan	8	Feb. 28	#23 Texas Tech	Martin, D.	0	5	0	3-2	7-5	W, 10-6
13.	Carson Shaddy	9	March 2	Louisiana Tech	Clancy, T.	0	1	1	1-0	1-0	L, 3-2
14.	Grant Koch	10	March 4	Eastern Illinois	Wivinis, M.	0	3	0	1-1	0-0	W, 5-2
15.	Carson Shaddy	10	March 4	Eastern Illinois	Wivinis, M.	1	3	2	2-0	1-0	W, 5-2
16.	Jake Arledge	11	March 5	Eastern Illinois	Hughes	0	2	1	1-1	2-3	L, 10-8
17.	Jake Arledge	11	March 5	Eastern Illinois	Thurston	1	7	2	2-2	5-8	L, 10-8
18.	Chad Spanberger	11	March 5	Eastern Illinois	Fisher	0	9	1	2-2	7-8	L, 10-8
19.	Rick Nomura	13	March 9	Gonzaga	Hellinger	3	6	2	0-1	10-6	L, 15-10
20.	Tucker Pennell	14	March 11	Western Illinois	Church	1	5	2	3-2	2-0	W, 3-2
21.	Chad Spanberger	15	March 12	Western Illinois	Mortillaro	2	3	1	2-1	2-2	W, 9-3
22.	Rick Nomura	15	March 12	Western Illinois	Sturchio	0	5	0	3-2	5-3	W, 9-3
23.	Rick Nomura	16	March 15	Grambling State	Hoover	1	4	1	0-0	6-3	W, 14-4
24.	Tucker Pennell	19	March 18	#12 South Carolina	Schmidt	0	3	1	0-0	8-0	L, 10-6
25.	Luke Bonfield	19	March 18	#12 South Carolina	Murray	1	8	1	0-0	9-4	L, 10-6
26.	Michael Bernal	23	March 26	Auburn	Mize	1	4	2	0-0	1-0	W, 14-7
27.	Michael Bernal	23	March 26	Auburn	Mitchell	1	5	2	2-2	6-0	W, 14-7
28.	Luke Bonfield	23	March 26	Auburn	Sprinkle	1	6	1	3-2	11-0	W, 14-7
29.	Chad Spanberger	23	March 26	Auburn	Frazier	0	8	1	2-2	13-5	W, 14-7

BULLPEN CHART

Player	ERA	W	L	APP	GS	CG	SHO	CBO	SV	IP	H	R	ER	BB	SO	2B	3B	HR	AB	B/Avg	WP	HBP	BK	SFA	SHA
14 Doug Willey	0.00	0	1	12	0	0	0	2	1	12.2	11	1	0	2	13	1	0	0	47	.234	0	0	0	0	0
46 Barrett Loseke	0.00	0	0	4	0	0	0	0	0	6.2	5	0	0	4	7	1	0	0	24	.208	2	0	0	0	1
16 Blaine Knight	0.00	1	0	2	0	0	0	0	0	6.1	6	0	0	2	5	0	0	0	25	.240	0	0	1	0	0
37 Weston Rogers	0.00	0	0	2	0	0	0	0	0	1.2	2	0	0	0	3	0	0	0	6	.333	0	0	0	0	0
10 Josh Alberius	1.26	2	0	9	0	0	0	2	0	14.1	10	2	2	4	22	1	0	0	51	.196	1	2	0	0	0
36 Cannon Chadwick	2.31	1	0	6	0	0	0	1	0	11.2	11	4	3	4	8	2	0	0	41	.268	0	1	0	1	1
28 James Teague	2.93	2	2	8	0	0	0	0	0	15.1	9	5	5	9	17	2	0	1	50	.180	2	2	0	0	1
38 Jordan Rodriguez	3.09	0	0	13	0	0	0	1	1	11.2	7	4	4	5	11	2	0	1	39	.179	0	1	0	0	1
32 Zach Jackson	3.63	2	2	9	0	0	0	0	3	17.1	15	8	7	13	20	2	0	2	62	.242	1	2	0	0	5
30 Hunter Hart	3.86	0	0	6	0	0	0	0	0	7.0	6	5	3	5	7	1	0	0	24	.250	5	1	0	0	0
21 Kacey Murphy	5.87	0	0	8	0	0	0	1	0	7.2	9	5	5	4	7	2	0	0	31	.290	0	1	0	0	0
55 Isaiah Campbell	6.75	0	0	2	0	0	0	0	0	1.1	2	1	1	0	1	0	0	1	6	.333	0	2	0	0	0
34 Jake Reindl	7.71	0	0	3	0	0	0	1	0	2.1	3	2	2	0	2	0	0	0	10	.300	1	0	0	0	0
13 Ty Harris	9.64	0	0	6	0	0	0	2	0	4.2	6	5	5	3	2	0	0	1	19	.316	1	1	0	0	0
18 Anthony Dahl	10.80	1	1	4	0	0	0	0	0	5.0	9	6	6	1	6	3	0	0	23	.391	0	2	0	1	0
Totals	3.08	9	6	25	0	0	2	2	5	125.2	111	48	43	56	131	17	0	6	458	.242	13	15	1	2	9

PINCH HIT APPEARANCES

Gm#	Date	Opponent	Batter	Scoring	Inn	Outs	Score	Final
2	Feb 20	Central Michigan	Catron, A.	1B	8	2	3-2	W, 4-3
3	Feb 21	Central Michigan	Arledge, J.	5-3	7	1	9-3	W, 9-4
4	Feb 23	Miss. Valley State	Simms, D.	1B	5	2	15-1	W, 21-4
4	Feb 23	Miss. Valley State	Scroggins, C.	P4	5	2	16-1	W, 21-4
7	Feb 27	#9 Houston	Catron, A.	1B	3	2	3-1	W, 12-3
8	Feb. 28	#23 Texas Tech	Simms, D.	54 SAC BU	7	1	9-6	W, 10-6
9	March 2	Louisiana Tech	Catron, A.	K	9	1	3-2	L, 3-2
10	March 4	Eastern Illinois	Benninghoff, J.	KL	5	1	4-2	W, 5-2
11	March 5	Eastern Illinois	Spanberger, C.	HR	9	1	7-8	I, 10-8
12	March 6	Eastern Illinois	Spanberger, C.	4-3	4	1	1-2	W, 3-2
13	March 11	Western Illinois	Spanberger, C.	P5	9	0	2-2	W, 3-2
14	March 13	Western Illinois	Benninghoff, J.	K	8	1	3-0	W, 3-0
15	March 15	Grambling State	Scroggins, C	5-3	7	2	14-4	W, 14-4
19	March 18	#12 South Carolina	Simms, D.	L7	6	0	8-1	L, 10-6
21	March 20	#12 South Carolina	Cole, E.	K	9	0	9-6	L, 8-6
23	March 26	Auburn	Gosser, A.	P4	6	2	13-0	W, 14-7
23	March 26	Auburn	Koch, G.	F8	8	0	13-5	W, 14-7

Inning-by-inning Scoring Summary

	1	2	3	4	5	6	7	8	9	EX	Total
Arkansas	20	19	28	21	24	25	16	26	5	1	185
Opponents	19	10	12	16	10	5	12	12	7	2	105



GAME-BY-GAME HITTING (2016)

Date	Opponent	AB	R	H	RBI	2B	3B	HR	BB	IBB	SB	CS	HBP	SAC	SF	GDP	K	PO	A	E	Avg
Feb 19, 2016	CENTRAL MICHIGAN	30	6	8	4	0	1	0	2	0	0	0	2	3	0	0	6	27	13	0	.267
Feb 20, 2016	CENTRAL MICHIGAN	28	4	9	3	0	0	0	2	0	0	1	0	3	1	2	9	27	13	0	.293
Feb 21, 2016	CENTRAL MICHIGAN	27	9	10	7	1	1	1	7	0	1	0	0	0	1	0	2	24	13	1	.318
Feb 23, 2016	MISS. VALLEY STATE	40	21	19	21	3	2	3	10	0	0	0	0	0	3	0	4	27	15	2	.368
Feb 24, 2016	MISS. VALLEY STATE	37	20	15	19	4	0	3	10	0	1	0	1	1	4	0	4	27	16	0	.377
Feb 26, 2016	vs Rice	31	5	7	4	4	0	0	3	0	0	0	3	1	1	0	4	27	11	0	.352
Feb 27, 2016	vs Houston	38	12	13	11	1	0	3	3	0	0	0	1	0	0	0	9	27	9	0	.351
Feb 28, 2016	vs Texas Tech	36	10	12	7	2	1	2	4	0	3	0	2	1	1	1	8	27	11	0	.348
Mar 02, 2016	LOUISIANA TECH	33	2	6	2	0	0	1	4	1	2	0	0	0	0	1	8	27	13	0	.330
Mar 04, 2016	EASTERN ILLINOIS	33	5	8	5	0	1	2	4	0	2	0	0	0	0	0	7	27	10	0	.321
Mar 05, 2016	EASTERN ILLINOIS	44	8	11	8	2	0	3	13	1	1	0	0	1	0	1	5	36	22	6	.313
Mar 06, 2016	EASTERN ILLINOIS	28	3	6	3	2	0	0	8	2	0	2	1	2	1	0	3	27	14	2	.306
Mar 09, 2016	GONZAGA	35	10	10	9	1	0	1	7	0	0	1	1	0	0	0	8	27	7	1	.305
Mar 11, 2016	WESTERN ILLINOIS	32	3	4	3	1	0	1	5	0	2	0	1	2	0	0	5	30	13	3	.292
Mar 12, 2016	WESTERN ILLINOIS	39	9	15	9	6	0	2	3	0	4	0	0	0	1	0	3	27	16	1	.299
Mar 13, 2016	WESTERN ILLINOIS	28	3	6	3	1	0	0	3	0	1	0	2	2	0	1	9	27	13	1	.295
Mar 15, 2016	GRAMBLING STATE	40	14	15	13	6	0	1	5	0	0	0	3	0	1	0	6	27	13	0	.301
Mar 16, 2016	GRAMBLING STATE	25	3	4	2	1	0	0	7	0	2	1	1	0	1	1	5	27	11	1	.295
Mar 18, 2016	at South Carolina	39	6	12	6	3	0	2	1	0	0	0	0	0	0	0	13	24	13	0	.295
Mar 19, 2016	at South Carolina	29	2	4	1	0	0	0	4	0	1	0	2	0	0	2	9	24	8	0	.289
Mar 20, 2016	at South Carolina	33	6	9	4	2	0	0	3	0	2	0	1	0	1	0	11	24	9	1	.288
Mar 25, 2016	AUBURN	32	3	9	3	2	0	0	1	0	0	0	0	0	0	1	5	27	11	0	.288
Mar 26, 2016	AUBURN	38	14	14	11	2	0	4	7	0	0	0	0	0	0	1	2	27	9	0	.292
Mar 27, 2016	AUBURN	32	3	7	3	0	0	0	3	0	0	0	0	0	0	0	8	27	12	0	.289
Mar 29, 2016	at Oklahoma State	34	4	8	3	2	0	0	6	0	0	1	0	1	0	2	10	24	10	1	.287
Totals		841	185	241	164	46	6	29	125	4	22	6	21	17	16	13	163	672	305	20	.287

GAME-BY-GAME PITCHING (2016)

Date	Opponent	IP	H	R	ER	BB	SO	2B	3B	HR	WP	BK	HBP	DP	IBB	Score	W	L	SV	ERA
Feb 19, 2016	CENTRAL MICHIGAN	9.0	2	1	1	3	7	0	0	0	0	0	1	1	0	6-1	1	0	0	1.00
Feb 20, 2016	CENTRAL MICHIGAN	9.0	7	3	3	2	8	3	0	0	0	0	3	0	0	4-3	2	0	1	2.00
Feb 21, 2016	CENTRAL MICHIGAN	8.0	7	4	2	5	6	0	0	0	1	0	1	2	0	9-4	3	0	1	2.08
Feb 23, 2016	MISS. VALLEY STATE	9.0	7	4	4	1	11	1	0	1	2	0	0	1	0	21-4	4	0	1	2.57
Feb 24, 2016	MISS. VALLEY STATE	9.0	4	0	0	0	12	0	0	0	0	0	0	1	0	20-0	5	0	1	2.05
Feb 26, 2016	vs Rice	9.0	6	2	2	1	10	0	0	0	1	0	0	0	0	5-2	6	0	2	2.04
Feb 27, 2016	vs Houston	9.0	11	3	3	5	13	5	0	0	1	0	0	1	0	12-3	7	0	2	2.18
Feb 28, 2016	vs Texas Tech	9.0	11	6	6	7	10	2	0	0	1	0	2	3	0	10-6	8	0	2	2.66
Mar 02, 2016	LOUISIANA TECH	9.0	6	3	3	2	5	1	0	0	1	0	0	1	0	2-3	8	1	2	2.70
Mar 04, 2016	EASTERN ILLINOIS	9.0	8	2	2	2	9	0	0	0	0	0	0	1	0	5-2	9	1	3	2.63
Mar 05, 2016	EASTERN ILLINOIS	12.0	16	10	9	5	9	2	0	1	1	0	0	1	0	8-10	9	2	3	3.12
Mar 06, 2016	EASTERN ILLINOIS	9.0	4	2	1	2	3	1	0	0	0	0	0	1	0	3-2	10	2	3	2.95
Mar 09, 2016	GONZAGA	9.0	18	15	14	5	6	3	0	0	4	0	5	1	0	10-15	10	3	3	3.78
Mar 11, 2016	WESTERN ILLINOIS	10.0	4	2	1	5	14	0	0	0	0	0	0	2	0	3-2	11	3	3	3.56
Mar 12, 2016	WESTERN ILLINOIS	9.0	9	3	3	6	6	1	0	1	0	0	1	0	0	9-3	12	3	3	3.52
Mar 13, 2016	WESTERN ILLINOIS	9.0	2	0	0	3	10	0	0	0	0	0	2	2	0	3-0	13	3	4	3.31
Mar 15, 2016	GRAMBLING STATE	9.0	8	4	4	2	9	2	0	2	0	0	0	1	0	14-4	14	3	4	3.35
Mar 16, 2016	GRAMBLING STATE	9.0	6	2	2	0	8	0	0	1	0	1	0	0	0	3-2	15	3	5	3.27
Mar 18, 2016	at South Carolina	8.0	16	10	10	2	3	2	1	1	1	0	2	1	0	6-10	15	4	5	3.64
Mar 19, 2016	at South Carolina	8.0	8	6	6	4	7	0	0	1	0	0	1	0	0	2-6	15	5	5	3.78
Mar 20, 2016	at South Carolina	8.0	10	8	7	5	6	2	1	1	0	0	1	0	0	6-8	15	6	5	3.95
Mar 25, 2016	AUBURN	9.0	9	2	2	9	10	1	0	0	0	0	2	1	0	3-2	16	6	5	3.86
Mar 26, 2016	AUBURN	9.0	12	7	7	7	6	1	0	1	0	0	1	1	0	14-7	17	6	5	4.00
Mar 27, 2016	AUBURN	9.0	10	1	1	3	9	0	0	1	1	0	1	0	0	3-1	18	6	5	3.88
Mar 29, 2016	at Oklahoma State	8.0	8	5	4	4	6	2	0	1	0	0	1	2	0	4-5	18	7	5	3.90
Totals		224.0	209	105	97	90	203	29	2	12	14	1	24	24	0	185-105	18	7	5	3.90

IMPACT HITTERS CAREER SINGLE GAME HIGHS (2016)

1 • Rick Nomura

2016 Season Highs

Hits.....4 vs. Western Illinois (3/12/16)
 Runs.....4 vs. Grambling State (3/15/16)
 RBI.....5 vs. Gonzaga (3/9/16)
 Home Runs ..1, 3x, last vs. Grambling State (3/15/16)
 Walks.....2, 4x, last vs. Eastern Illinois (3/5/16)
 Strikeouts 1,7x, last at #12 S. Carolina (3/20/16)

Career Highs

Hits.....3, 5x, last vs. Miami (06/15/15)
 Runs.....4 vs. Grambling State (3/15/16)
 RBI.....5 vs. Gonzaga (3/9/16)
 Home Runs ..1, 6x, last vs. Grambling State (3/15/16)
 Walks.....2, 6x, last vs. #9 Houston (2/27/16)
 Strikeouts 2, 4x, last vs. Virginia (6/13/15)

3 • Michael Bernal

2016 Season Highs

Hits.....2, 7x, last vs. Auburn (3/27/16)
 Runs.....2, 5x, last vs. Auburn (3/26/16)
 RBI.....5 vs. #9 Houston (2/27/16)
 Home Runs 2, 2x, last vs. Auburn (3/26/16)
 Walks.....3 vs. Eastern Illinois (3/5/16)
 Strikeouts 3 at #12 S. Carolina (3/18/16)

Career Highs

Hits.....4 at Georgia (5/15/15)
 Runs.....3 vs. Eastern Illinois (2/22/14)
 RBI.....5 vs. #9 Houston (2/27/16)
 Home Runs 2, 2x, last vs. Auburn (3/26/16)
 Walks.....3 vs. Eastern Illinois (3/5/16)
 Strikeouts 3, 3x, last at #12 S. Carolina (3/18/16)

8 • Eric Cole

2016 Season Highs

Hits.....2, 5x, last vs. #12 S. Carolina (3/18/16)
 Runs.....2, 3x, last vs. #9 Houston (2/27/16)
 RBI.....1, 4x, last vs. Grambling State (3/15/16)
 Home RunsN/A
 Walks.....2 vs. Central Michigan (2/21/16)
 Strikeouts 2, 2x, last vs. #9 Houston (2/27/16)

9 • Clark Eagan

2016 Season Highs

Hits.....3, 2x, last vs. Grambling State (3/15/16)
 Runs.....3, 2x, last vs. Grambling State (3/15/16)
 RBI.....5 vs. Miss. Valley St. (2/24/16)
 Home Runs 1, 2x, last vs. #23 Texas Tech (2/28/16)
 Walks.....3 vs. Eastern Illinois (3/6/16)
 Strikeouts2, 3x, last at #16 Oklahoma St. (3/29/16)

Career Highs

Hits.....3, 9x, last vs. Grambling State (3/15/16)
 Runs.....3, 7x, last vs. Grambling State (3/15/16)
 RBI.....5 vs. Miss. Valley St. (2/24/16)
 Home Runs 1, 6x, last #23 Texas Tech (2/28/16)
 Walks.....3, 2x, last vs Eastern Illinois (3/6/15)
 Strikeouts2, 14x, last at #16 Oklahoma St. (3/29/16)

15 • Jake Arledge

2016 Season Highs

Hits.....3, 2x, last vs. Eastern Illinois (3/5/16)
 Runs.....4, 2x, last vs Eastern Illinois (3/5/16)
 RBI.....3 vs. Eastern Illinois (3/5/16)
 Home Runs2 vs. Eastern Illinois (3/5/16)
 Walks.....2, 2x, last vs. Auburn (3/26/16)
 Strikeouts 3, 2x, last vs. Auburn (3/27/16)

Career Highs

Hits.....4, 2x, last vs. at LSU Eunice (4/7/15)
 Runs.....4, at Galveston (5/9/15)
 RBI.....4 vs. Northeast Texas (3/23/15)
 Home Runs2 vs. Eastern Illinois (3/5/16)
 Walks.....2, 4x, last vs. Auburn (3/26/16)
 Strikeouts 3, 2x, last vs. Auburn (3/27/16)

17 • Luke Bonfield

2016 Season Highs

Hits.....3, 2x, last vs. Western Illinois (3/12/16)
 Runs.....4 vs. Miss. Valley St. (2/23/16)
 RBI.....5 vs. Miss. Valley St. (2/23/16)
 Home Runs 1, 4x, last vs. Auburn (3/26/16)
 Walks.....2, 2x, last vs. Western Illinois (3/12/16)
 Strikeouts 3, 2x, last at #12 S. Carolina (3/19/16)

Career Highs

Hits.....3, 2x, last vs. Western Illinois (3/12/16)
 Runs.....4 vs. Miss. Valley St. (2/23/16)
 RBI.....5 vs. Miss. Valley St. (2/23/16)
 Home Runs 1, 4x, last vs. Auburn (3/26/16)
 Walks.....3 vs. Stephen F. Austin (4/15/15)
 Strikeouts 3, 2x, last at #12 S. Carolina (3/19/16)

19 • Austin Catron

2016 Season Highs

Hits.....3 vs. #9 Houston (2/27/16)
 Runs.....2 vs. Miss. Valley St. (2/23/16)
 RBI.....3, 2x, last vs. #9 Houston (2/27/16)
 Home Runs1 vs. Miss. Valley St. (2/23/16)
 Walks.....3 vs. Eastern Illinois (3/5/16)
 Strikeouts2 vs. Miss. Valley St. (2/24/16)

Career Highs

Hits.....4 vs. Rose State (4/3/15)
 Runs.....3, 2x, last at NE Oklahoma A&M (4/25/15)
 RBI.....3, 2x, last vs. #9 Houston (2/27/16)
 Home Runs 1, 6x, last vs. Miss. Valley St. (2/23/16)
 Walks.....3 vs. Eastern Illinois (3/5/16)
 Strikeouts 3 vs. Seminole State (OK) (5/11/14)

20 • Carson Shaddy

2016 Sesaon Highs

Hits.....3, 3x, last at #12 S. Carolina (3/18/16)
 Runs.....2, 5x, last vs. Auburn (3/26/16)
 RBI.....6 vs. Grambling State (3/15/16)
 Home Runs2 vs. Miss. Valley St. (2/24/16)
 Walks.....2, 2x, last at #16 Oklahoma St. (3/29/16)
 Strikeouts 2, 3x, last vs. Western Illinois (3/11/16)

Career Highs

Hits.....3, 5x, last at #12 S. Carolina (3/18/16)
 Runs.....2, 9x, last vs. Auburn (3/26/16)
 RBI.....6 vs. Grambling State (3/15/16)
 Home Runs2 vs. Miss. Valley St. (2/24/16)
 Walks.....2, 2x, last at #16 Oklahoma st. (3/29/16)
 Strikeouts2, 7x, last vs. Western Illinois (3/11/16)

24 • Chad Spanberger

2016 Season Highs

Hits.....2, 3x, last vs. Auburn (3/26/16)
 Runs.....2, 2x, last vs. Auburn (3/26/16)
 RBI.....4 vs. Western Illinois (3/12/16)
 Home Runs 1, 3x, last vs. Auburn (3/26/16)
 Walks.....1, 5x, last vs. Auburn (3/27/16)
 Strikeouts 3 at #16 Oklahoma St. (3/29/16)

Career Highs

Hits.....3, 2x, last at Texas A&M (4/19/15)
 Runs.....2, 2x, last vs. Auburn (3/26/16)
 RBI.....4, 2x, last vs. Western Illinois (3/12/16)
 Home Runs 1, 3x, last vs. Auburn (3/26/16)
 Walks.....3 vs Loyola Marymount (3/8/15)
 Strikeouts3, 2x, last at #16 Oklahoma St. (3/29/16)

27 • Tucker Pennell

2016 Season Highs

Hits.....3 vs. #23 Texas Tech (2/28/16)
 Runs.....1, 8x, last at #16 Oklahoma St. (3/29/16)
 RBI.....2, 2x, last vs. Western Illinois (3/11/16)
 Home Runs 1, 2x, last at #12 S. Carolina (3/18/16)
 Walks.....2 vs. Western Illinois (3/11/16)
 Strikeouts2, 2x, last at #16 Oklahoma St. (3/29/16)

Career Highs

Hits.....3 vs. #23 Texas Tech (2/28/16)
 Runs.....2 vs Missouri State (6/5/15)
 RBI.....2, 2x, last vs. Miss. Valley St. (2/24/16)
 Home Runs 1, 2x, last at #12 S. Carolina (3/18/16)
 Walks.....2 vs. Western Illinois (3/11/16)
 Strikeouts 3 at Texas A&M (4/19/15)

29 • Cullen Gassaway

2016 Season Highs

Hits.....2, 4x, last vs. Auburn (3/27/16)
 Runs.....1, 9x, last at #16 Oklahoma St. (3/29/16)
 RBI.....2, 4x, last vs. Auburn (3/26/16)
 Home RunsN/A
 Walks.....2, 2x, last vs. Gonzaga (3/9/16)
 Strikeouts2, 2x, last at #16 Oklahoma St. (3/29/16)

Career Highs

Hits.....3 vs North Dakota (2/14/15)
 Runs.....2 vs North Dakota (2/14/15)
 RBI.....3 vs Miss Valley State (4/7/15)
 Home Runs 1, 3X, last at Georgia (5/15/15)
 Walks.....2 vs. Eastern Illinois (3/5/16)
 Strikeouts 3 vs Mississippi State (4/26/15)

44 • Alex Gosser

2015 Season Highs

Hits.....N/A
 Runs.....1 vs. Gonzaga (3/9/16)
 RBI.....1 at #12 S. Carolina (3/20/16)
 Home runsN/A
 Walks.....1 vs. Gonzaga (3/9/16)
 Strikeouts1 vs. Gonzaga (3/9/16)

Career Highs

Hits.....2, 3x, last at Georgia (5/14/15)
 Runs.....1, 7x, last vs. Gonzaga (3/9/16)
 RBI.....1, 5x, last at #12 S. Carolina (3/20/16)
 Home RunsN/A
 Walks.....2 vs Ole Miss (5/21/14)
 Strikeouts 3, vs Texas A&M (5/9/14)

Arkansas Baseball
Individual Game-by-Game for Arkansas (as of Mar 30, 2016)

#3 Michael Bernal - 24 games (All games)

Date	Opponent	Pos	AB	R	H	RBI	2B	3B	HR	BB	SB	CS	HBP	SAC	SF	GDP	K	PO	A	E	Avg
Feb 19	CENTRAL MICHIGAN	*ss	2	0	0	0	0	0	0	0	0	0	1	1	0	0	0	1	7	0	.000
Feb 20	CENTRAL MICHIGAN	*ss	3	0	1	0	0	0	0	0	0	0	0	0	0	0	1	1	1	0	.200
Feb 21	CENTRAL MICHIGAN	*ss	4	1	1	2	1	0	0	0	0	0	0	0	0	0	0	1	3	0	.222
Feb 23	MISS. VALLEY STATE	*ss	5	2	2	2	1	0	0	1	0	0	0	0	0	0	2	1	3	1	.286
Feb 24	MISS. VALLEY STATE	*ss	3	2	2	2	1	0	1	0	0	0	0	0	0	0	0	0	2	0	.353
Feb 26	vs Rice	*ss	3	1	0	0	0	0	0	0	0	0	1	0	0	0	0	1	4	0	.300
Feb 27	vs Houston	*ss	4	2	2	5	0	0	2	0	0	0	0	0	0	0	0	1	3	0	.333
Feb 28	vs Texas Tech	*ss	5	2	2	2	0	0	1	0	0	0	0	0	0	1	1	2	1	0	.345
Mar 02	LOUISIANA TECH	*ss	4	0	0	0	0	0	0	0	0	0	0	0	0	0	0	2	3	0	.303
Mar 04	EASTERN ILLINOIS	*ss	4	1	1	0	0	0	0	0	0	0	0	0	0	0	0	3	3	0	.297
Mar 05	EASTERN ILLINOIS	*ss	3	1	0	1	0	0	0	3	0	0	0	0	0	0	0	2	7	1	.275
Mar 06	EASTERN ILLINOIS	*ss	3	1	0	0	0	0	0	1	0	0	0	0	0	0	0	3	4	0	.256
Mar 09	GONZAGA	*ss	4	0	1	0	0	0	0	0	0	0	0	0	0	0	0	1	3	0	.255
Mar 11	WESTERN ILLINOIS	*ss	4	0	1	0	0	0	0	0	0	0	0	0	0	0	0	2	4	0	.255
Mar 12	WESTERN ILLINOIS	*ss	4	0	1	1	1	0	0	0	0	0	0	0	0	0	1	2	4	1	.255
Mar 13	WESTERN ILLINOIS	*ss	4	0	0	0	0	0	0	0	0	0	0	0	0	0	1	2	6	1	.237
Mar 15	GRAMBLING STATE	*ss	4	0	2	2	1	0	0	0	0	0	0	0	0	0	2	1	2	0	.254
Mar 16	GRAMBLING STATE	*ss	3	0	1	1	0	0	0	0	0	0	0	0	0	0	0	0	5	0	.258
Mar 18	at South Carolina	*ss	4	0	0	0	0	0	0	0	0	0	0	0	0	0	3	2	2	0	.243
Mar 19	at South Carolina	*ss	3	0	1	1	0	0	0	0	0	0	1	0	0	1	0	2	1	0	.247
Mar 25	AUBURN	*ss	3	0	1	0	0	0	0	0	0	0	0	0	0	0	0	1	2	0	.250
Mar 26	AUBURN	*ss	4	2	2	4	0	0	2	1	0	0	0	0	0	0	0	2	3	0	.262
Mar 27	AUBURN	*ss	4	0	2	3	0	0	0	0	0	0	0	0	0	0	1	0	3	0	.274
Mar 29	at Oklahoma State	*ss	3	0	1	1	1	0	0	1	0	0	0	0	0	0	0	1	5	0	.276
Totals		24gs	87	15	24	27	6	0	6	7	0	0	3	1	0	2	12	34	81	4	.276

On base pct. .351 • Slugging pct. .552

#17 Luke Bonfield - 20 games (All games)

Date	Opponent	Pos	AB	R	H	RBI	2B	3B	HR	BB	SB	CS	HBP	SAC	SF	GDP	K	PO	A	E	Avg
Feb 19	CENTRAL MICHIGAN	*of	3	0	1	0	0	0	0	0	0	0	0	0	0	0	2	1	0	0	.333
Feb 21	CENTRAL MICHIGAN	*of	4	1	1	3	0	0	1	0	0	0	0	0	0	0	0	1	0	0	.286
Feb 23	MISS. VALLEY STATE	*of	5	4	3	5	1	0	1	1	0	0	0	0	0	0	0	0	0	0	.417
Feb 24	MISS. VALLEY STATE	*dh	1	0	0	2	0	0	0	2	0	0	0	0	1	0	0	0	0	0	.385
Feb 26	vs Rice	*of	2	0	0	1	0	0	0	1	0	0	0	0	0	0	1	1	0	0	.333
Feb 27	vs Houston	*of	5	1	1	0	0	0	0	0	0	0	0	0	0	0	2	0	0	0	.300
Feb 28	vs Texas Tech	*dh	3	0	0	0	0	0	0	0	0	0	0	0	0	0	3	0	0	0	.261
Mar 05	EASTERN ILLINOIS	*of	1	0	1	0	0	0	1	0	0	0	0	0	0	0	0	0	0	0	.292
Mar 11	WESTERN ILLINOIS	*of	4	0	0	0	0	0	0	0	0	0	0	0	0	0	0	1	0	0	.250
Mar 12	WESTERN ILLINOIS	*dh	3	2	3	0	2	0	0	2	0	0	0	0	0	0	0	0	0	0	.323
Mar 13	WESTERN ILLINOIS	*dh	4	0	2	3	1	0	0	0	0	0	0	0	0	0	1	0	0	0	.343
Mar 15	GRAMBLING STATE	*of	5	3	2	1	1	0	0	0	0	0	1	0	0	0	1	1	0	0	.350
Mar 16	GRAMBLING STATE	*of	3	0	1	0	0	0	0	1	0	1	0	0	0	0	1	0	0	0	.349
Mar 18	at South Carolina	*dh	4	1	2	2	0	0	1	0	0	0	0	0	0	0	1	0	0	0	.362
Mar 19	at South Carolina	*dh	4	1	1	0	0	0	0	0	0	0	0	0	0	0	3	0	0	0	.353
Mar 20	at South Carolina	*of	3	0	0	0	0	0	0	1	0	0	0	0	0	0	2	4	0	0	.333
Mar 25	AUBURN	*of	4	0	1	1	0	0	0	0	0	0	0	0	0	1	0	0	0	0	.328
Mar 26	AUBURN	*dh	3	2	1	2	0	0	1	1	0	0	0	0	0	0	2	0	0	0	.328
Mar 27	AUBURN	*dh	3	1	1	0	0	0	1	0	0	0	0	0	0	0	1	0	0	0	.328
Mar 29	at Oklahoma State	*dh	3	1	2	1	0	0	0	1	0	0	0	0	0	0	0	0	0	0	.343
Totals		20gs	67	17	23	21	5	0	4	12	0	1	1	0	1	1	20	9	0	0	.343

On base pct. .444 • Slugging pct. .597

#55 Isaiah Campbell - 2 games (All games)

Date	Opponent	Pos	AB	R	H	RBI	2B	3B	HR	BB	SB	CS	HBP	SAC	SF	GDP	K	PO	A	E	Avg
Feb 23	MISS. VALLEY STATE	*p	0	0	0	0	0	0	0	0	0	0	0	0	0	0	0	0	1	0	.000
Mar 15	GRAMBLING STATE	*p	0	0	0	0	0	0	0	0	0	0	0	0	0	0	0	1	1	0	.000
Totals		2gs	0	0	0	0	0	0	0	0	0	0	0	0	0	0	0	1	2	0	.000

On base pct. .000 • Slugging pct. .000

Arkansas Baseball
Individual Game-by-Game for Arkansas (as of Mar 30, 2016)

#55 Isaiah Campbell - 4 appearances (All games)

Date	Opponent	GS	IP	H	R	ER	BB	SO	2B	3B	HR	WP	BK	HBP	IBB	Score	W-L	Sv	ERA	NP
Feb 23	MISS. VALLEY STATE	*	2.0	2	1	1	0	1	0	0	0	0	0	0	0	21-4	1-0	0	4.50	23
Mar 09	GONZAGA		0.1	1	0	0	0	1	0	0	0	0	0	2	0	10-15	1-0	0	3.86	20
Mar 15	GRAMBLING STATE	*	4.0	4	3	3	1	4	1	0	2	0	0	0	0	14-4	2-0	0	5.68	57
Mar 18	at South Carolina		1.0	1	1	1	0	0	0	0	1	0	0	0	0	6-10	2-0	0	6.14	10
Totals		2	7.1	8	5	5	1	6	1	0	3	0	0	2	0	51-33	2-0	0	6.14	-

#19 Austin Catron - 13 games (All games)

Date	Opponent	Pos	AB	R	H	RBI	2B	3B	HR	BB	SB	CS	HBP	SAC	SF	GDP	K	PO	A	E	Avg
Feb 19	CENTRAL MICHIGAN	*dh	3	0	1	0	0	0	0	0	0	0	0	1	0	0	1	0	0	0	.333
Feb 20	CENTRAL MICHIGAN	ph/dh	1	0	1	1	0	0	0	0	0	1	0	0	0	0	0	0	0	0	.500
Feb 21	CENTRAL MICHIGAN	*dh	2	1	0	0	0	0	0	1	0	0	0	0	0	0	0	0	0	0	.333
Feb 23	MISS. VALLEY STATE	*dh	5	2	2	3	0	0	1	0	0	0	0	0	1	0	0	0	0	0	.364
Feb 24	MISS. VALLEY STATE	*1b	5	1	1	2	0	0	0	0	0	0	0	0	1	0	2	13	1	0	.312
Feb 26	vs Rice	*dh	3	1	2	0	1	0	0	0	0	0	0	1	0	0	0	0	0	0	.368
Feb 27	vs Houston	ph/dh	3	1	3	3	0	0	0	0	0	0	0	0	0	0	0	0	0	0	.455
Mar 02	LOUISIANA TECH	ph	1	0	0	0	0	0	0	0	0	0	0	0	0	0	1	0	0	0	.435
Mar 04	EASTERN ILLINOIS	*dh	2	0	0	0	0	0	0	0	0	0	0	0	0	0	0	0	0	0	.400
Mar 05	EASTERN ILLINOIS	*dh/of	3	0	1	2	0	0	0	3	0	0	0	0	0	0	0	0	0	0	.393
Mar 06	EASTERN ILLINOIS	*1b	4	0	0	0	0	0	0	0	0	0	0	0	0	0	1	10	0	1	.344
Mar 09	GONZAGA	*dh	5	0	0	0	0	0	0	0	0	0	0	0	0	0	1	0	0	0	.297
Mar 16	GRAMBLING STATE	*dh	3	0	0	0	0	0	0	1	0	0	0	0	0	1	1	0	0	0	.275
Totals		10gs	40	6	11	11	1	0	1	5	0	1	0	2	2	1	7	23	1	1	.275

On base pct. .340 • Slugging pct. .375

#36 Cannon Chadwick - 3 games (All games)

Date	Opponent	Pos	AB	R	H	RBI	2B	3B	HR	BB	SB	CS	HBP	SAC	SF	GDP	K	PO	A	E	Avg
Feb 24	MISS. VALLEY STATE	p	0	0	0	0	0	0	0	0	0	0	0	0	0	0	0	0	1	0	.000
Mar 02	LOUISIANA TECH	p	0	0	0	0	0	0	0	0	0	0	0	0	0	0	0	0	1	0	.000
Mar 05	EASTERN ILLINOIS	p	0	0	0	0	0	0	0	0	0	0	0	0	0	0	0	0	1	1	.000
Totals		0gs	0	0	0	0	0	0	0	0	0	0	0	0	0	0	0	0	3	1	.000

On base pct. .000 • Slugging pct. .000

#36 Cannon Chadwick - 6 appearances (All games)

Date	Opponent	GS	IP	H	R	ER	BB	SO	2B	3B	HR	WP	BK	HBP	IBB	Score	W-L	Sv	ERA	NP
Feb 20	CENTRAL MICHIGAN		2.0	1	0	0	1	1	0	0	0	0	0	1	0	4-3	0-0	0	0.00	34
Feb 24	MISS. VALLEY STATE		1.0	0	0	0	0	1	0	0	0	0	0	0	0	20-0	0-0	0	0.00	11
Feb 28	vs Texas Tech		2.1	3	1	1	1	3	0	0	0	0	0	0	0	10-6	1-0	0	1.69	45
Mar 02	LOUISIANA TECH		3.0	2	0	0	0	1	0	0	0	0	0	0	0	2-3	1-0	0	1.08	25
Mar 05	EASTERN ILLINOIS		2.2	2	1	0	1	1	1	0	0	0	0	0	0	8-10	1-0	0	0.82	35
Mar 09	GONZAGA		0.2	3	2	2	1	1	1	0	0	0	0	0	0	10-15	1-0	0	2.31	18
Totals		0	11.2	11	4	3	4	8	2	0	0	0	0	1	0	54-37	1-0	0	2.31	-

Arkansas Baseball
Individual Game-by-Game for Arkansas (as of Mar 30, 2016)

#8 Eric Cole - 20 games (All games)

Date	Opponent	Pos	AB	R	H	RBI	2B	3B	HR	BB	SB	CS	HBP	SAC	SF	GDP	K	PO	A	E	Avg
Feb 19	CENTRAL MICHIGAN	*of	5	2	2	0	0	0	0	0	0	0	0	0	0	0	0	3	0	0	.400
Feb 20	CENTRAL MICHIGAN	*of	3	2	1	0	0	0	0	1	0	0	0	0	0	0	1	0	0	0	.375
Feb 21	CENTRAL MICHIGAN	*of	2	0	2	0	0	0	0	2	0	0	0	0	0	0	0	3	0	0	.500
Feb 23	MISS. VALLEY STATE	*of	3	1	2	0	0	0	0	1	0	0	0	0	0	0	1	0	0	0	.538
Feb 26	vs Rice	*of	3	0	0	0	0	0	0	1	0	0	1	0	0	0	2	0	0	0	.438
Feb 27	vs Houston	*of	5	2	1	0	0	0	0	0	0	0	0	0	0	0	2	1	0	0	.381
Feb 28	vs Texas Tech	*of	3	0	0	1	0	0	0	1	0	0	0	0	1	0	1	1	0	0	.333
Mar 02	LOUISIANA TECH	*of	5	1	1	0	0	0	0	0	0	0	0	0	0	0	1	0	0	0	.310
Mar 04	EASTERN ILLINOIS	*of	4	1	1	1	0	0	0	1	0	0	0	0	0	0	1	1	0	0	.303
Mar 05	EASTERN ILLINOIS	ph/of	3	0	0	0	0	0	0	0	0	0	0	1	0	0	0	0	0	0	.278
Mar 06	EASTERN ILLINOIS	*of	4	0	0	0	0	0	0	0	0	0	0	1	0	0	0	2	0	0	.250
Mar 11	WESTERN ILLINOIS	pr	0	1	0	0	0	0	0	0	0	0	0	0	0	0	0	0	0	0	.250
Mar 12	WESTERN ILLINOIS	*of	5	1	2	1	1	0	0	1	0	0	0	0	0	0	0	1	0	0	.267
Mar 13	WESTERN ILLINOIS	*of	2	0	0	0	0	0	0	1	0	0	0	1	0	0	2	0	0	0	.255
Mar 15	GRAMBLING STATE	*of	4	0	1	1	0	0	0	0	0	0	0	0	0	0	1	0	0	0	.255
Mar 16	GRAMBLING STATE	of	0	0	0	0	0	0	0	0	0	0	0	0	0	0	0	0	0	0	.255
Mar 18	at South Carolina	*of	4	0	2	0	1	0	0	1	0	0	0	0	0	0	0	1	0	0	.273
Mar 19	at South Carolina	*of	3	0	0	0	0	0	0	1	0	0	0	0	0	0	1	3	0	0	.259
Mar 20	at South Carolina	ph	1	0	0	0	0	0	0	0	0	0	0	0	0	0	1	0	0	0	.254
Mar 26	AUBURN	of	1	0	1	0	0	0	0	0	0	0	0	0	0	0	0	1	0	0	.267
Totals		15gs	60	11	16	4	2	0	0	10	1	0	1	3	1	0	14	17	0	0	.267

On base pct. .375 • Slugging pct. .300

#18 Anthony Dahl - 4 appearances (All games)

Date	Opponent	GS	IP	H	R	ER	BB	SO	2B	3B	HR	WP	BK	HBP	IBB	Score	W-L	Sv	ERA	NP
Feb 21	CENTRAL MICHIGAN		2.1	2	0	0	1	3	0	0	0	0	0	0	0	9-4	1-0	0	0.00	52
Feb 27	vs Houston		2.2	5	2	2	0	3	2	0	0	0	0	0	0	12-3	1-0	0	3.60	39
Mar 05	EASTERN ILLINOIS		0.0	2	2	2	0	0	1	0	0	0	0	0	0	8-10	1-0	0	7.20	4
Mar 09	GONZAGA		0.0	0	2	2	0	0	0	0	0	0	0	2	0	10-15	1-1	0	10.80	2
Totals		0	5.0	9	6	6	1	6	3	0	0	0	0	2	0	39-32	1-1	0	10.80	-

#9 Clark Eagan - 25 games (All games)

Date	Opponent	Pos	AB	R	H	RBI	2B	3B	HR	BB	SB	CS	HBP	SAC	SF	GDP	K	PO	A	E	Avg
Feb 19	CENTRAL MICHIGAN	*of/1b	3	0	0	0	0	0	0	0	0	0	0	1	0	0	2	1	0	0	.000
Feb 20	CENTRAL MICHIGAN	*of/1b	3	0	2	1	0	0	0	0	0	0	0	1	0	0	0	2	0	0	.333
Feb 21	CENTRAL MICHIGAN	*of/1b	3	1	1	0	0	0	0	1	0	0	0	0	0	0	0	3	1	0	.333
Feb 23	MISS. VALLEY STATE	*of/1b	5	2	1	2	0	0	1	1	0	0	0	0	0	0	0	6	0	0	.286
Feb 24	MISS. VALLEY STATE	*3b	4	1	2	5	1	0	0	1	0	0	0	0	2	0	1	0	3	0	.333
Feb 26	vs Rice	*of	5	0	2	0	2	0	0	0	0	0	0	0	0	0	0	0	0	0	.348
Feb 27	vs Houston	*of	4	0	0	0	0	0	0	0	0	0	1	0	0	0	1	1	0	0	.296
Feb 28	vs Texas Tech	*of	3	3	2	2	0	1	1	1	1	0	1	0	0	0	0	2	0	0	.333
Mar 02	LOUISIANA TECH	*of	3	0	2	1	0	0	0	1	0	0	0	0	0	0	1	3	0	0	.364
Mar 04	EASTERN ILLINOIS	*1b	3	0	1	1	0	0	0	1	1	0	0	0	0	0	1	10	2	0	.361
Mar 05	EASTERN ILLINOIS	*of/1b	6	1	3	0	1	0	0	1	0	0	0	0	0	0	0	8	0	0	.381
Mar 06	EASTERN ILLINOIS	*of	2	0	1	1	0	0	0	3	0	0	0	0	0	0	0	0	0	0	.386
Mar 09	GONZAGA	*of	4	2	1	2	0	0	0	1	0	0	0	0	0	0	1	3	0	0	.375
Mar 11	WESTERN ILLINOIS	*of	4	0	0	0	0	0	0	0	0	0	0	1	0	0	0	0	0	0	.346
Mar 12	WESTERN ILLINOIS	*3b	4	1	2	1	0	0	0	0	1	0	0	0	1	0	0	1	3	0	.357
Mar 13	WESTERN ILLINOIS	*1b	4	0	0	0	0	0	0	0	0	0	0	0	0	1	1	11	0	0	.333
Mar 15	GRAMBLING STATE	*1b	6	3	3	1	0	0	0	0	0	0	0	0	0	0	1	10	2	0	.348
Mar 16	GRAMBLING STATE	*of/1b	3	0	0	0	0	0	0	1	0	0	0	0	0	0	0	4	0	0	.333
Mar 18	at South Carolina	*of/1b	5	1	2	0	0	0	0	0	0	0	0	0	0	0	2	3	2	0	.338
Mar 19	at South Carolina	*1b	4	0	0	0	0	0	0	0	0	0	0	0	0	0	1	7	2	0	.321
Mar 20	at South Carolina	*of/1b	4	1	1	1	0	0	0	0	0	0	1	0	0	0	1	4	0	0	.317
Mar 25	AUBURN	*of/1b	4	0	0	0	0	0	0	0	0	0	0	0	0	0	2	3	0	0	.302
Mar 26	AUBURN	*of	4	1	1	0	0	0	0	0	0	0	0	0	0	0	0	2	0	0	.300
Mar 27	AUBURN	*of/1b	3	0	0	0	0	0	0	1	0	0	0	0	0	0	1	2	0	0	.290
Mar 29	at Oklahoma State	*of	4	0	0	0	0	0	0	1	0	0	0	0	0	0	2	0	0	0	.278
Totals		25gs	97	17	27	18	4	1	2	13	4	0	3	3	3	1	18	86	15	0	.278

On base pct. .371 • Slugging pct. .402

Arkansas Baseball
Individual Game-by-Game for Arkansas (as of Mar 30, 2016)

#29 Cullen Gassaway - 20 games (All games)

Date	Opponent	Pos	AB	R	H	RBI	2B	3B	HR	BB	SB	CS	HBP	SAC	SF	GDP	K	PO	A	E	Avg
Feb 19	CENTRAL MICHIGAN	*1b	4	0	1	2	0	0	0	0	0	0	0	0	0	0	0	10	1	0	.250
Feb 20	CENTRAL MICHIGAN	*1b	3	0	1	1	0	0	0	0	0	0	0	0	1	0	1	12	2	0	.286
Feb 21	CENTRAL MICHIGAN	*1b	3	1	2	0	0	1	0	0	0	0	0	0	0	0	0	7	1	0	.400
Feb 23	MISS. VALLEY STATE	*1b	3	1	1	1	0	0	0	1	0	0	0	0	0	0	1	7	1	1	.385
Feb 26	vs Rice	*1b	4	1	1	1	1	0	0	0	0	0	0	0	0	0	0	9	0	0	.353
Feb 27	vs Houston	*1b	4	1	1	1	0	0	0	1	0	0	0	0	0	0	1	6	0	0	.333
Feb 28	vs Texas Tech	*1b	5	0	1	0	0	0	0	0	0	0	0	0	0	0	1	9	0	0	.308
Mar 02	LOUISIANA TECH	*1b	4	0	0	0	0	0	0	0	0	0	0	0	0	1	0	11	0	0	.267
Mar 05	EASTERN ILLINOIS	*1b	3	1	1	1	0	0	0	2	0	0	0	0	0	0	1	8	1	0	.273
Mar 06	EASTERN ILLINOIS	1b	0	0	0	1	0	0	0	1	0	0	0	0	0	0	0	2	0	0	.273
Mar 09	GONZAGA	*1b	3	1	2	2	0	0	0	2	0	0	0	0	0	0	1	5	1	0	.306
Mar 11	WESTERN ILLINOIS	*1b	4	0	1	1	0	0	0	1	0	0	0	0	0	0	1	10	0	1	.300
Mar 12	WESTERN ILLINOIS	*1b	5	0	1	0	0	0	0	0	0	0	0	0	0	0	0	10	1	0	.289
Mar 16	GRAMBLING STATE	*1b	2	0	0	1	0	0	0	1	0	0	0	0	1	0	0	8	0	0	.277
Mar 18	at South Carolina	*1b	2	0	0	0	0	0	0	0	0	0	0	0	0	0	2	6	1	0	.265
Mar 20	at South Carolina	*1b	4	1	2	0	0	0	0	0	1	0	0	0	0	0	1	4	2	0	.283
Mar 25	AUBURN	*1b	3	0	1	1	1	0	0	0	0	0	0	0	0	0	0	4	0	0	.286
Mar 26	AUBURN	*1b	4	1	1	2	1	0	0	1	0	0	0	0	0	0	0	5	0	0	.283
Mar 27	AUBURN	*1b	4	0	2	0	0	0	0	0	0	0	0	0	0	0	1	9	0	0	.297
Mar 29	at Oklahoma State	*1b	4	1	1	0	0	0	0	1	0	0	0	0	0	1	2	9	0	0	.294
Totals		19gs	68	9	20	15	3	1	0	11	1	0	0	0	2	2	13	151	11	2	.294

On base pct. .383 • Slugging pct. .368

#44 Alex Gosser - 6 games (All games)

Date	Opponent	Pos	AB	R	H	RBI	2B	3B	HR	BB	SB	CS	HBP	SAC	SF	GDP	K	PO	A	E	Avg
Feb 24	MISS. VALLEY STATE	dh	1	1	0	0	0	0	0	1	0	0	0	0	0	0	1	0	0	0	.000
Mar 09	GONZAGA	*c	2	1	0	0	0	0	0	1	0	0	0	0	0	0	1	5	0	0	.000
Mar 11	WESTERN ILLINOIS	c	0	0	0	0	0	0	0	0	0	0	0	0	0	0	0	3	0	0	.000
Mar 15	GRAMBLING STATE	c	1	0	0	0	0	0	0	0	0	0	0	0	0	0	0	0	0	0	.000
Mar 20	at South Carolina	*c	2	0	0	1	0	0	0	0	0	0	0	0	1	0	0	5	0	0	.000
Mar 26	AUBURN	ph/c	2	0	0	0	0	0	0	0	0	0	0	0	0	0	0	4	0	0	.000
Totals		2gs	8	2	0	1	0	0	0	2	0	0	0	0	1	0	2	17	0	0	.000

On base pct. .182 • Slugging pct. .000

#13 Ty Harris - 6 appearances (All games)

Date	Opponent	GS	IP	H	R	ER	BB	SO	2B	3B	HR	WP	BK	HBP	IBB	Score	W-L	Sv	ERA	NP
Feb 24	MISS. VALLEY STATE		2.0	1	0	0	0	0	0	0	0	0	0	0	0	20-0	0-0	0	0.00	12
Feb 27	vs Houston		0.0	0	0	0	1	0	0	0	0	1	0	0	0	12-3	0-0	0	0.00	4
Mar 09	GONZAGA		0.1	0	0	0	0	0	0	0	0	0	0	0	0	10-15	0-0	0	0.00	3
Mar 13	WESTERN ILLINOIS		0.2	0	0	0	0	1	0	0	0	0	0	0	0	3-0	0-0	0	0.00	10
Mar 15	GRAMBLING STATE		0.2	0	0	0	0	1	0	0	0	0	0	0	0	14-4	0-0	0	0.00	6
Mar 26	AUBURN		1.0	5	5	5	2	0	0	0	1	0	0	1	0	14-7	0-0	0	9.64	42
Totals		0	4.2	6	5	5	3	2	0	0	1	1	0	1	0	73-29	0-0	0	9.64	-

#30 Hunter Hart - 4 games (All games)

Date	Opponent	Pos	AB	R	H	RBI	2B	3B	HR	BB	SB	CS	HBP	SAC	SF	GDP	K	PO	A	E	Avg
Feb 21	CENTRAL MICHIGAN	p	0	0	0	0	0	0	0	0	0	0	0	0	0	0	0	1	0	0	.000
Feb 23	MISS. VALLEY STATE	p	0	0	0	0	0	0	0	0	0	0	0	0	0	0	0	0	2	0	.000
Feb 28	vs Texas Tech	p	0	0	0	0	0	0	0	0	0	0	0	0	0	0	0	0	1	0	.000
Mar 05	EASTERN ILLINOIS	p	0	0	0	0	0	0	0	0	0	0	0	0	0	0	0	0	1	0	.000
Totals		0gs	0	0	0	0	0	0	0	0	0	0	0	0	0	0	0	1	4	0	.000

On base pct. .000 • Slugging pct. .000

Arkansas Baseball
Individual Game-by-Game for Arkansas (as of Mar 30, 2016)

#30 Hunter Hart - 6 appearances (All games)

Date	Opponent	GS	IP	H	R	ER	BB	SO	2B	3B	HR	WP	BK	HBP	IBB	Score	W-L	Sv	ERA	NP
Feb 21	CENTRAL MICHIGAN		1.0	1	1	0	1	2	0	0	0	1	0	0	0	9-4	0-0	0	0.00	22
Feb 23	MISS. VALLEY STATE		1.0	1	0	0	0	1	0	0	0	0	0	0	0	21-4	0-0	0	0.00	11
Feb 28	vs Texas Tech		1.2	0	0	0	1	0	0	0	0	0	0	1	0	10-6	0-0	0	0.00	17
Mar 05	EASTERN ILLINOIS		1.0	1	0	0	1	0	0	0	0	1	0	0	0	8-10	0-0	0	0.00	17
Mar 09	GONZAGA		0.0	1	3	2	1	0	0	0	0	3	0	0	0	10-15	0-0	0	3.86	17
Mar 15	GRAMBLING STATE		2.1	2	1	1	1	4	1	0	0	0	0	0	0	14-4	0-0	0	3.86	40
Totals		0	7.0	6	5	3	5	7	1	0	0	5	0	1	0	72-43	0-0	0	3.86	-

#32 Zach Jackson - 2 games (All games)

Date	Opponent	Pos	AB	R	H	RBI	2B	3B	HR	BB	SB	CS	HBP	SAC	SF	GDP	K	PO	A	E	Avg
Feb 26	vs Rice	p	0	0	0	0	0	0	0	0	0	0	0	0	0	0	0	0	1	0	.000
Mar 05	EASTERN ILLINOIS	p	0	0	0	0	0	0	0	0	0	0	0	0	0	0	0	0	1	1	.000
Totals		0gs	0	0	0	0	0	0	0	0	0	0	0	0	0	0	0	0	2	1	.000

On base pct. .000 • Slugging pct. .000

#32 Zach Jackson - 9 appearances (All games)

Date	Opponent	GS	IP	H	R	ER	BB	SO	2B	3B	HR	WP	BK	HBP	IBB	Score	W-L	Sv	ERA	NP
Feb 19	CENTRAL MICHIGAN		1.0	1	0	0	1	1	0	0	0	0	0	0	0	6-1	0-0	0	0.00	13
Feb 20	CENTRAL MICHIGAN		1.2	1	1	1	1	4	1	0	0	0	0	2	0	4-3	0-0	1	3.38	37
Feb 26	vs Rice		3.0	1	0	0	0	4	0	0	0	1	0	0	0	5-2	0-0	2	1.59	40
Mar 02	LOUISIANA TECH		0.2	0	0	0	0	0	0	0	0	0	0	0	0	2-3	0-0	2	1.42	7
Mar 04	EASTERN ILLINOIS		0.2	0	0	0	1	2	0	0	0	0	0	0	0	5-2	0-0	3	1.29	13
Mar 05	EASTERN ILLINOIS		2.1	4	2	2	1	0	0	0	1	0	0	0	0	8-10	0-1	3	2.89	39
Mar 11	WESTERN ILLINOIS		3.0	2	1	0	3	5	0	0	0	0	0	0	0	3-2	1-1	3	2.19	59
Mar 20	at South Carolina		2.2	3	4	4	5	2	1	0	1	0	0	0	0	6-8	1-2	3	4.20	74
Mar 27	AUBURN		2.1	3	0	0	1	2	0	0	0	0	0	0	0	3-1	2-2	3	3.63	40
Totals		0	17.1	15	8	7	13	20	2	0	2	1	0	2	0	42-32	2-2	3	3.63	-

#16 Blaine Knight - 1 game (All games)

Date	Opponent	Pos	AB	R	H	RBI	2B	3B	HR	BB	SB	CS	HBP	SAC	SF	GDP	K	PO	A	E	Avg
Feb 20	CENTRAL MICHIGAN	*p	0	0	0	0	0	0	0	0	0	0	0	0	0	0	0	2	1	0	.000
Totals		1gs	0	0	0	0	0	0	0	0	0	0	0	0	0	0	0	2	1	0	.000

On base pct. .000 • Slugging pct. .000

#16 Blaine Knight - 6 appearances (All games)

Date	Opponent	GS	IP	H	R	ER	BB	SO	2B	3B	HR	WP	BK	HBP	IBB	Score	W-L	Sv	ERA	NP
Feb 20	CENTRAL MICHIGAN	*	5.0	4	2	2	0	3	1	0	0	0	0	0	0	4-3	1-0	0	3.60	74
Feb 27	vs Houston	*	2.0	4	1	1	1	3	1	0	0	0	0	0	0	12-3	1-0	0	3.86	39
Mar 05	EASTERN ILLINOIS	*	3.1	7	5	5	1	4	0	0	0	0	0	0	0	8-10	1-0	0	6.97	54
Mar 12	WESTERN ILLINOIS		4.1	3	0	0	2	5	0	0	0	0	0	0	0	9-3	2-0	0	4.91	70
Mar 16	GRAMBLING STATE		2.0	3	0	0	0	0	0	0	0	0	1	0	0	3-2	2-0	0	4.32	36
Mar 29	at Oklahoma State	*	2.0	4	3	3	1	1	2	0	1	0	0	0	0	4-5	2-0	0	5.30	54
Totals		4	18.2	25	11	11	5	16	4	0	1	0	1	0	0	40-26	2-0	0	5.30	-

Arkansas Baseball
Individual Game-by-Game for Arkansas (as of Mar 30, 2016)

#33 Grant Koch - 8 games (All games)

Date	Opponent	Pos	AB	R	H	RBI	2B	3B	HR	BB	SB	CS	HBP	SAC	SF	GDP	K	PO	A	E	Avg
Feb 20	CENTRAL MICHIGAN	*c	2	0	0	0	0	0	0	0	0	0	0	0	0	0	2	3	0	0	.000
Feb 23	MISS. VALLEY STATE	*c	4	2	3	4	1	1	0	1	0	0	0	0	0	0	0	9	2	0	.500
Feb 27	vs Houston	c	0	0	0	0	0	0	0	0	0	0	0	0	0	0	0	2	0	0	.500
Mar 04	EASTERN ILLINOIS	*c	3	1	2	1	0	0	1	1	0	0	0	0	0	0	0	8	2	0	.556
Mar 05	EASTERN ILLINOIS	c	1	0	0	0	0	0	0	0	0	0	0	0	0	1	0	0	0	0	.500
Mar 11	WESTERN ILLINOIS	*dh	2	1	0	0	0	0	0	1	0	0	0	0	0	0	0	1	0	0	.417
Mar 16	GRAMBLING STATE	*c	1	0	0	0	0	0	0	0	0	0	1	0	0	0	1	3	1	0	.385
Mar 26	AUBURN	ph	1	0	0	0	0	0	0	0	0	0	0	0	0	0	0	0	0	0	.357
Totals		5gs	14	4	5	5	1	1	1	3	0	0	1	0	0	1	4	25	5	0	.357

On base pct. .500 • Slugging pct. .786

#46 Barrett Loseke - 3 games (All games)

Date	Opponent	Pos	AB	R	H	RBI	2B	3B	HR	BB	SB	CS	HBP	SAC	SF	GDP	K	PO	A	E	Avg
Mar 09	GONZAGA	p	0	0	0	0	0	0	0	0	0	0	0	0	0	0	0	1	0	0	.000
Mar 19	at South Carolina	*p	0	0	0	0	0	0	0	0	0	0	0	0	0	0	0	1	0	0	.000
Mar 27	AUBURN	*p	0	0	0	0	0	0	0	0	0	0	0	0	0	0	0	0	1	0	.000
Totals		2gs	0	0	0	0	0	0	0	0	0	0	0	0	0	0	0	2	1	0	.000

On base pct. .000 • Slugging pct. .000

#46 Barrett Loseke - 7 appearances (All games)

Date	Opponent	GS	IP	H	R	ER	BB	SO	2B	3B	HR	WP	BK	HBP	IBB	Score	W-L	Sv	ERA	NP
Feb 20	CENTRAL MICHIGAN		0.1	1	0	0	0	0	1	0	0	0	0	0	0	4-3	0-0	0	0.00	6
Feb 23	MISS. VALLEY STATE		2.0	1	0	0	0	3	0	0	0	1	0	0	0	21-4	0-0	0	0.00	24
Feb 28	vs Texas Tech		1.1	2	0	0	3	3	0	0	0	1	0	0	0	10-6	0-0	0	0.00	46
Mar 09	GONZAGA		3.0	1	0	0	1	1	0	0	0	0	0	0	0	10-15	0-0	0	0.00	45
Mar 13	WESTERN ILLINOIS	*	4.0	1	0	0	1	4	0	0	0	0	0	1	0	3-0	1-0	0	0.00	48
Mar 19	at South Carolina	*	4.0	3	2	2	3	3	0	0	0	0	0	0	0	2-6	1-0	0	1.23	70
Mar 27	AUBURN	*	2.2	4	1	1	1	2	0	0	1	1	0	0	0	3-1	1-0	0	1.56	48
Totals		3	17.1	13	3	3	9	16	1	0	1	3	0	1	0	53-35	1-0	0	1.56	-

#11 Keaton McKinney - 4 games (All games)

Date	Opponent	Pos	AB	R	H	RBI	2B	3B	HR	BB	SB	CS	HBP	SAC	SF	GDP	K	PO	A	E	Avg
Feb 21	CENTRAL MICHIGAN	*p	0	0	0	0	0	0	0	0	0	0	0	0	0	0	0	0	0	1	.000
Mar 06	EASTERN ILLINOIS	*p	0	0	0	0	0	0	0	0	0	0	0	0	0	0	0	1	2	1	.000
Mar 12	WESTERN ILLINOIS	*p	0	0	0	0	0	0	0	0	0	0	0	0	0	0	0	0	1	0	.000
Mar 20	at South Carolina	*p	0	0	0	0	0	0	0	0	0	0	0	0	0	0	0	0	0	1	.000
Totals		4gs	0	0	0	0	0	0	0	0	0	0	0	0	0	0	0	1	3	3	.000

On base pct. .000 • Slugging pct. .000

#11 Keaton McKinney - 6 appearances (All games)

Date	Opponent	GS	IP	H	R	ER	BB	SO	2B	3B	HR	WP	BK	HBP	IBB	Score	W-L	Sv	ERA	NP
Feb 21	CENTRAL MICHIGAN	*	4.0	4	3	2	2	1	0	0	0	0	0	1	0	9-4	0-0	0	4.50	58
Feb 28	vs Texas Tech	*	0.2	3	5	5	2	1	2	0	0	0	0	1	0	10-6	0-0	0	13.50	37
Mar 06	EASTERN ILLINOIS	*	7.0	4	2	1	1	1	1	0	0	0	0	0	0	3-2	0-0	0	6.17	95
Mar 12	WESTERN ILLINOIS	*	3.2	5	3	3	4	1	0	0	1	0	0	1	0	9-3	0-0	0	6.46	65
Mar 20	at South Carolina	*	4.2	7	4	3	0	4	1	1	0	0	0	1	0	6-8	0-0	0	6.30	82
Mar 26	AUBURN	*	6.0	3	0	0	5	3	0	0	0	0	0	0	0	14-7	1-0	0	4.85	101
Totals		6	26.0	26	17	14	14	11	4	1	1	0	0	4	0	51-30	1-0	0	4.85	-

#21 Kacey Murphy - 1 game (All games)

Date	Opponent	Pos	AB	R	H	RBI	2B	3B	HR	BB	SB	CS	HBP	SAC	SF	GDP	K	PO	A	E	Avg
Feb 21	CENTRAL MICHIGAN	p	0	0	0	0	0	0	0	0	0	0	0	0	0	0	0	1	1	0	.000
Totals		0gs	0	0	0	0	0	0	0	0	0	0	0	0	0	0	0	1	1	0	.000

On base pct. .000 • Slugging pct. .000

Arkansas Baseball
Individual Game-by-Game for Arkansas (as of Mar 30, 2016)

#21 Kacey Murphy - 8 appearances (All games)

Date	Opponent	GS	IP	H	R	ER	BB	SO	2B	3B	HR	WP	BK	HBP	IBB	Score	W-L	Sv	ERA	NP
Feb 19	CENTRAL MICHIGAN		0.1	0	0	0	1	1	0	0	0	0	0	0	0	6-1	0-0	0	0.00	9
Feb 21	CENTRAL MICHIGAN		0.2	0	0	0	1	0	0	0	0	0	0	0	0	9-4	0-0	0	0.00	12
Feb 23	MISS. VALLEY STATE		1.0	1	1	1	1	1	1	0	0	0	0	0	0	21-4	0-0	0	4.50	20
Mar 04	EASTERN ILLINOIS		1.0	1	0	0	0	0	0	0	0	0	0	0	0	5-2	0-0	0	3.00	17
Mar 09	GONZAGA		0.1	0	1	1	0	0	0	0	0	0	0	1	0	10-15	0-0	0	5.40	7
Mar 13	WESTERN ILLINOIS		1.2	0	0	0	0	2	0	0	0	0	0	0	0	3-0	0-0	0	3.60	21
Mar 18	at South Carolina		0.2	3	1	1	1	0	0	0	0	0	0	0	0	6-10	0-0	0	4.76	17
Mar 26	AUBURN		2.0	4	2	2	0	3	1	0	0	0	0	0	0	14-7	0-0	0	5.87	35
Totals		0	7.2	9	5	5	4	7	2	0	0	0	0	1	0	74-43	0-0	0	5.87	-

#1 Rick Nomura - 24 games (All games)

Date	Opponent	Pos	AB	R	H	RBI	2B	3B	HR	BB	SB	CS	HBP	SAC	SF	GDP	K	PO	A	E	Avg
Feb 19	CENTRAL MICHIGAN	*2b	2	1	0	0	0	0	0	1	0	0	1	0	0	0	0	2	2	0	.000
Feb 20	CENTRAL MICHIGAN	*2b	3	0	1	0	0	0	0	0	0	0	0	1	0	1	0	2	6	0	.200
Feb 21	CENTRAL MICHIGAN	*2b	1	2	1	1	0	0	2	0	0	0	0	1	0	0	0	1	5	0	.333
Feb 23	MISS. VALLEY STATE	*2b	3	3	1	2	0	1	0	2	0	0	0	1	0	0	0	2	5	0	.333
Feb 26	vs Rice	*2b	4	0	0	0	0	0	0	0	0	0	0	0	0	0	1	5	4	0	.231
Feb 27	vs Houston	*2b	3	2	1	0	0	0	2	0	0	0	0	0	0	0	1	2	4	0	.250
Feb 28	vs Texas Tech	*2b	5	1	1	1	0	0	0	0	0	0	0	0	0	0	1	2	3	0	.238
Mar 02	LOUISIANA TECH	*2b	4	0	1	0	0	0	0	0	0	0	0	0	0	0	0	2	3	0	.240
Mar 04	EASTERN ILLINOIS	*2b	4	0	0	0	0	0	0	0	0	0	0	0	0	0	0	0	1	0	.207
Mar 05	EASTERN ILLINOIS	*2b	2	0	0	0	0	0	2	0	0	0	0	0	0	0	0	3	2	1	.194
Mar 06	EASTERN ILLINOIS	*2b	3	0	1	0	1	0	0	0	1	0	1	0	0	0	0	3	6	0	.206
Mar 09	GONZAGA	*2b	4	1	2	5	0	0	1	1	0	1	0	0	0	0	0	4	2	0	.237
Mar 11	WESTERN ILLINOIS	*2b	3	0	0	0	0	0	0	1	1	0	0	0	0	0	0	2	4	0	.220
Mar 12	WESTERN ILLINOIS	*2b	5	3	4	2	1	0	1	0	1	0	0	0	0	0	0	5	4	0	.283
Mar 13	WESTERN ILLINOIS	*2b	3	0	1	0	0	0	0	1	0	0	0	0	0	0	0	1	4	0	.286
Mar 15	GRAMBLING STATE	*2b	4	4	3	2	1	0	1	1	0	0	0	0	0	0	0	4	2	0	.321
Mar 16	GRAMBLING STATE	*2b	3	1	0	0	0	0	0	1	1	0	0	0	0	0	1	2	0	0	.304
Mar 18	at South Carolina	*2b	4	1	1	0	1	0	0	0	0	0	0	0	0	0	1	0	3	0	.300
Mar 19	at South Carolina	*2b	4	0	1	0	0	0	0	0	0	0	0	0	0	0	1	0	2	0	.297
Mar 20	at South Carolina	*2b	4	1	1	0	1	0	0	0	0	0	0	0	0	0	1	0	4	0	.294
Mar 25	AUBURN	*2b	4	0	2	1	1	0	0	0	0	0	0	0	0	0	0	8	4	0	.306
Mar 26	AUBURN	*2b	4	2	1	2	0	0	1	0	0	0	0	0	1	0	0	4	3	0	.303
Mar 27	AUBURN	*2b	4	2	2	0	0	0	0	0	0	0	0	0	0	0	0	2	6	0	.312
Mar 29	at Oklahoma State	*2b	5	1	0	0	0	0	0	0	0	0	0	0	0	0	0	4	4	0	.294
Totals		23gs	85	25	25	16	6	1	3	15	3	2	1	2	2	2	7	60	83	1	.294

On base pct. .398 • Slugging pct. .494

Arkansas Baseball
Individual Game-by-Game for Arkansas (as of Mar 30, 2016)

#27 Tucker Pennell - 23 games (All games)

Date	Opponent	Pos	AB	R	H	RBI	2B	3B	HR	BB	SB	CS	HBP	SAC	SF	GDP	K	PO	A	E	Avg
Feb 19	CENTRAL MICHIGAN	*c	4	0	0	0	0	0	0	0	0	0	0	0	0	0	0	7	1	0	.000
Feb 20	CENTRAL MICHIGAN	c	1	0	0	0	0	0	0	0	0	0	0	0	0	1	0	5	0	0	.000
Feb 21	CENTRAL MICHIGAN	*c	2	1	1	1	0	0	0	1	0	0	0	0	0	0	0	6	1	0	.143
Feb 24	MISS. VALLEY STATE	*c	6	1	2	2	1	0	0	0	0	0	0	0	0	0	0	10	3	0	.231
Feb 26	vs Rice	*c	3	0	0	0	0	0	0	0	0	0	1	0	0	0	0	10	1	0	.188
Feb 27	vs Houston	*c	4	1	1	0	1	0	0	0	0	0	0	0	0	0	2	11	1	0	.200
Feb 28	vs Texas Tech	*c	4	1	3	0	2	0	0	0	1	0	0	0	0	0	0	10	2	0	.292
Mar 02	LOUISIANA TECH	*c	3	0	1	0	0	0	0	0	1	0	0	0	0	0	1	4	3	0	.296
Mar 05	EASTERN ILLINOIS	*c	4	0	1	0	1	0	0	0	0	0	0	0	0	0	0	10	3	0	.290
Mar 06	EASTERN ILLINOIS	*c	3	1	2	0	1	0	0	1	0	1	0	0	0	0	0	2	1	0	.324
Mar 09	GONZAGA	c	1	0	0	0	0	0	0	0	0	0	0	0	0	0	0	2	0	0	.314
Mar 11	WESTERN ILLINOIS	*c	1	1	1	2	0	0	1	2	0	0	0	1	0	0	0	10	3	0	.333
Mar 12	WESTERN ILLINOIS	*c	4	0	0	0	0	0	0	0	0	0	0	0	0	0	0	6	3	0	.300
Mar 13	WESTERN ILLINOIS	*c	3	1	1	0	0	0	0	0	0	0	0	0	0	0	1	10	0	0	.302
Mar 15	GRAMBLING STATE	*c	3	0	0	0	0	0	0	1	0	0	0	0	0	0	0	8	1	0	.283
Mar 16	GRAMBLING STATE	c	1	0	1	0	0	0	0	0	0	0	0	0	0	0	0	6	0	0	.298
Mar 18	at South Carolina	*c	4	1	1	1	0	0	1	0	0	0	0	0	0	0	1	3	1	0	.294
Mar 19	at South Carolina	*c	2	0	0	0	0	0	0	1	0	0	0	0	0	0	0	6	1	0	.283
Mar 20	at South Carolina	c	1	0	0	0	0	0	0	0	0	0	0	0	0	0	1	1	0	0	.278
Mar 25	AUBURN	*c	3	0	0	0	0	0	0	0	0	0	0	0	0	0	1	10	2	0	.263
Mar 26	AUBURN	*c	3	0	1	0	1	0	0	0	0	0	0	0	0	0	0	3	0	0	.267
Mar 27	AUBURN	*c	3	0	0	0	0	0	0	0	0	0	0	0	0	0	0	9	0	0	.254
Mar 29	at Oklahoma State	*c	4	1	1	0	1	0	0	0	0	0	0	0	0	0	2	7	0	0	.254
Totals		19gs	67	9	17	6	8	0	2	6	2	1	1	1	0	1	9	156	27	0	.254

On base pct. .324 • Slugging pct. .463

#34 Jake Reindl - 3 appearances (All games)

Date	Opponent	GS	IP	H	R	ER	BB	SO	2B	3B	HR	WP	BK	HBP	IBB	Score	W-L	Sv	ERA	NP
Feb 24	MISS. VALLEY STATE		1.0	0	0	0	0	2	0	0	0	0	0	0	0	20-0	0-0	0	0.00	10
Mar 09	GONZAGA		0.1	2	2	2	0	0	0	0	0	1	0	0	0	10-15	0-0	0	13.50	11
Mar 15	GRAMBLING STATE		1.0	1	0	0	0	0	0	0	0	0	0	0	0	14-4	0-0	0	7.71	14
Totals		0	2.1	3	2	2	0	2	0	0	0	1	0	0	0	44-19	0-0	0	7.71	-

#38 Jordan Rodriguez - 3 games (All games)

Date	Opponent	Pos	AB	R	H	RBI	2B	3B	HR	BB	SB	CS	HBP	SAC	SF	GDP	K	PO	A	E	Avg
Feb 23	MISS. VALLEY STATE	p	0	0	0	0	0	0	0	0	0	0	0	0	0	0	0	0	1	0	.000
Mar 20	at South Carolina	p	0	0	0	0	0	0	0	0	0	0	0	0	0	0	0	0	1	0	.000
Mar 25	AUBURN	p	0	0	0	0	0	0	0	0	0	0	0	0	0	0	0	0	1	0	.000
Totals		0gs	0	0	0	0	0	0	0	0	0	0	0	0	0	0	0	0	3	0	.000

On base pct. .000 • Slugging pct. .000

#38 Jordan Rodriguez - 13 appearances (All games)

Date	Opponent	GS	IP	H	R	ER	BB	SO	2B	3B	HR	WP	BK	HBP	IBB	Score	W-L	Sv	ERA	NP
Feb 23	MISS. VALLEY STATE		2.0	2	2	2	0	2	0	0	1	0	0	0	0	21-4	0-0	0	9.00	22
Feb 27	vs Houston		0.1	1	0	0	0	1	1	0	0	0	0	0	0	12-3	0-0	0	7.71	8
Feb 28	vs Texas Tech		1.1	0	0	0	0	1	0	0	0	0	0	0	0	10-6	0-0	0	4.91	12
Mar 02	LOUISIANA TECH		0.1	0	0	0	0	0	0	0	0	0	0	0	0	2-3	0-0	0	4.50	5
Mar 04	EASTERN ILLINOIS		1.0	1	0	0	0	0	0	0	0	0	0	0	0	5-2	0-0	0	3.60	9
Mar 05	EASTERN ILLINOIS		0.2	0	0	0	1	1	0	0	0	0	0	0	0	8-10	0-0	0	3.18	12
Mar 09	GONZAGA		1.1	2	1	1	1	1	1	0	0	0	0	0	0	10-15	0-0	0	3.86	25
Mar 13	WESTERN ILLINOIS		0.1	0	0	0	0	0	0	0	0	0	0	0	0	3-0	0-0	1	3.68	10
Mar 19	at South Carolina		0.1	0	0	0	0	1	0	0	0	0	0	0	0	2-6	0-0	1	3.52	6
Mar 20	at South Carolina		0.2	0	0	0	0	0	0	0	0	0	0	0	0	6-8	0-0	1	3.24	10
Mar 25	AUBURN		1.2	1	0	0	1	1	0	0	0	0	0	0	0	3-2	0-0	1	2.70	25
Mar 27	AUBURN		1.1	0	0	0	1	2	0	0	0	0	0	1	0	3-1	0-0	1	2.38	23
Mar 29	at Oklahoma State		0.1	0	1	1	1	1	0	0	0	0	0	0	0	4-5	0-0	1	3.09	11
Totals		0	11.2	7	4	4	5	11	2	0	1	0	0	1	0	89-65	0-0	1	3.09	-

Arkansas Baseball
Individual Game-by-Game for Arkansas (as of Mar 30, 2016)

#37 Weston Rogers - 2 games (All games)

Date	Opponent	Pos	AB	R	H	RBI	2B	3B	HR	BB	SB	CS	HBP	SAC	SF	GDP	K	PO	A	E	Avg
Mar 05	EASTERN ILLINOIS	p	0	0	0	0	0	0	0	0	0	0	0	0	0	0	0	0	1	0	.000
Mar 16	GRAMBLING STATE	*p	0	0	0	0	0	0	0	0	0	0	0	0	0	0	0	0	1	0	.000
Totals		1gs	0	0	0	0	0	0	0	0	0	0	0	0	0	0	0	0	2	0	.000

On base pct. .000 • Slugging pct. .000

#37 Weston Rogers - 6 appearances (All games)

Date	Opponent	GS	IP	H	R	ER	BB	SO	2B	3B	HR	WP	BK	HBP	IBB	Score	W-L	Sv	ERA	NP
Feb 24	MISS. VALLEY STATE	*	2.0	1	0	0	0	4	0	0	0	0	0	0	0	20-0	1-0	0	0.00	28
Feb 28	vs Texas Tech		0.1	2	0	0	0	0	0	0	0	0	0	0	0	10-6	1-0	0	0.00	5
Mar 02	LOUISIANA TECH	*	2.2	3	2	2	1	1	0	0	0	0	0	0	0	2-3	1-0	0	3.60	48
Mar 05	EASTERN ILLINOIS		1.1	0	0	0	0	3	0	0	0	0	0	0	0	8-10	1-0	0	2.84	16
Mar 09	GONZAGA	*	1.2	2	2	2	1	1	0	0	0	0	0	0	0	10-15	1-0	0	4.50	27
Mar 16	GRAMBLING STATE	*	4.0	3	2	2	0	2	0	0	1	0	0	0	0	3-2	1-0	0	4.50	61
Totals		4	12.0	11	6	6	2	11	0	0	1	0	0	0	0	53-36	1-0	0	4.50	-

#5 Cody Scroggins - 11 games (All games)

Date	Opponent	Pos	AB	R	H	RBI	2B	3B	HR	BB	SB	CS	HBP	SAC	SF	GDP	K	PO	A	E	Avg
Feb 19	CENTRAL MICHIGAN	pr/3b	0	1	0	0	0	0	0	0	0	0	0	0	0	0	0	0	0	0	.000
Feb 20	CENTRAL MICHIGAN	3b	0	0	0	0	0	0	0	0	0	0	0	0	0	0	0	0	0	0	.000
Feb 21	CENTRAL MICHIGAN	3b	1	0	0	0	0	0	0	0	0	0	0	0	0	0	0	0	0	0	.000
Feb 23	MISS. VALLEY STATE	ph/3b	2	0	0	0	0	0	0	0	0	0	0	0	0	0	0	0	0	0	.000
Feb 24	MISS. VALLEY STATE	*2b/ss	3	2	2	2	0	0	0	2	0	0	0	0	0	0	0	3	4	0	.333
Feb 27	vs Houston	3b	0	0	0	0	0	0	0	0	0	0	0	0	0	0	0	0	0	0	.333
Mar 05	EASTERN ILLINOIS	*2b	2	0	0	0	0	0	0	0	0	0	0	0	0	0	1	1	1	0	.250
Mar 13	WESTERN ILLINOIS	pr/3b	0	0	0	0	0	0	0	0	1	0	0	1	0	0	0	0	1	0	.250
Mar 15	GRAMBLING STATE	ph/ss	1	0	0	0	0	0	0	0	0	0	0	0	0	0	0	0	2	0	.222
Mar 20	at South Carolina	*ss	3	1	1	0	0	0	0	0	1	0	0	0	0	0	2	2	2	0	.250
Mar 26	AUBURN	3b	1	0	0	0	0	0	0	0	0	0	0	0	0	0	0	0	1	0	.231
Totals		3gs	13	4	3	2	0	0	0	2	2	0	0	1	0	0	3	6	11	0	.231

On base pct. .333 • Slugging pct. .231

#20 Carson Shaddy - 24 games (All games)

Date	Opponent	Pos	AB	R	H	RBI	2B	3B	HR	BB	SB	CS	HBP	SAC	SF	GDP	K	PO	A	E	Avg
Feb 19	CENTRAL MICHIGAN	*3b	3	0	2	0	0	0	0	1	0	0	0	0	0	0	1	1	1	0	.667
Feb 20	CENTRAL MICHIGAN	*3b/of	4	1	2	0	0	0	0	0	0	0	0	0	0	0	1	0	3	0	.571
Feb 21	CENTRAL MICHIGAN	*3b/of	4	0	1	0	0	0	0	0	0	0	0	0	0	0	2	0	1	0	.455
Feb 23	MISS. VALLEY STATE	*3b	2	2	1	1	0	0	0	1	0	0	0	0	1	0	0	0	0	0	.462
Feb 24	MISS. VALLEY STATE	2b	3	2	2	3	0	0	2	0	0	0	0	0	0	0	0	0	2	0	.500
Feb 26	vs Rice	*3b	4	1	2	2	0	0	0	0	0	0	0	0	1	0	0	1	1	0	.500
Feb 27	vs Houston	*3b	5	2	3	2	0	0	1	0	0	0	0	0	0	0	0	2	1	0	.520
Feb 28	vs Texas Tech	*3b	5	1	1	1	0	0	0	0	0	0	0	0	0	0	1	1	4	0	.467
Mar 02	LOUISIANA TECH	*3b	2	1	1	1	0	0	1	2	0	0	0	0	0	0	1	2	1	0	.469
Mar 04	EASTERN ILLINOIS	*3b	4	1	1	2	0	0	1	0	0	0	0	0	0	0	2	0	1	0	.444
Mar 05	EASTERN ILLINOIS	*3b	7	0	0	0	0	0	0	0	1	0	0	0	0	0	1	2	4	2	.372
Mar 06	EASTERN ILLINOIS	*3b	4	0	1	0	0	0	0	0	0	0	0	0	0	0	1	2	1	0	.362
Mar 09	GONZAGA	*3b	4	2	2	0	0	0	0	1	0	0	0	0	0	0	1	1	1	1	.373
Mar 11	WESTERN ILLINOIS	*3b	4	0	0	0	0	0	0	0	0	0	1	0	0	0	2	1	2	2	.345
Mar 13	WESTERN ILLINOIS	*3b	3	0	2	0	0	0	0	0	0	0	0	0	0	0	0	1	2	0	.362
Mar 15	GRAMBLING STATE	*3b	3	2	3	6	2	0	0	0	0	0	1	0	1	0	0	0	2	0	.393
Mar 16	GRAMBLING STATE	*3b	3	1	1	0	1	0	0	1	0	0	0	0	0	0	1	2	4	1	.391
Mar 18	at South Carolina	*3b	4	1	3	3	1	0	0	0	0	0	0	0	0	0	0	2	3	0	.412
Mar 19	at South Carolina	*3b	3	0	0	0	0	0	0	1	1	0	0	0	0	0	1	1	0	0	.394
Mar 20	at South Carolina	*3b	4	0	1	2	0	0	0	0	0	0	0	0	0	0	0	0	0	0	.387
Mar 25	AUBURN	*3b	3	1	2	0	0	0	0	1	0	0	0	0	0	0	0	1	1	0	.397
Mar 26	AUBURN	*3b	3	2	2	0	0	0	0	1	0	0	0	0	0	0	0	0	2	0	.407
Mar 27	AUBURN	*3b	4	0	0	0	0	0	0	0	0	0	0	0	0	0	1	2	2	0	.388
Mar 29	at Oklahoma State	*3b	3	0	2	1	0	0	0	2	0	1	0	0	0	1	0	1	1	1	.398
Totals		23gs	88	20	35	24	4	0	5	11	2	1	2	0	3	1	16	23	40	7	.398

On base pct. .462 • Slugging pct. .614

Arkansas Baseball
Individual Game-by-Game for Arkansas (as of Mar 30, 2016)

#7 Darien Simms - 16 games (All games)

Date	Opponent	Pos	AB	R	H	RBI	2B	3B	HR	BB	SB	CS	HBP	SAC	SF	GDP	K	PO	A	E	Avg
Feb 19	CENTRAL MICHIGAN	of/pr	0	0	0	0	0	0	0	0	0	0	0	0	0	0	0	0	0	0	.000
Feb 20	CENTRAL MICHIGAN	pr	0	1	0	0	0	0	0	0	0	0	0	0	0	0	0	0	0	0	.000
Feb 21	CENTRAL MICHIGAN	pr	0	1	0	0	0	0	0	0	1	0	0	0	0	0	0	0	0	0	.000
Feb 23	MISS. VALLEY STATE	ph/of	2	0	2	1	0	0	0	0	0	0	0	0	0	0	0	1	0	0	1.000
Feb 24	MISS. VALLEY STATE	*of	4	3	1	0	0	0	0	1	0	0	0	1	0	0	0	0	0	0	.500
Feb 26	vs Rice	pr	0	1	0	0	0	0	0	0	0	0	0	0	0	0	0	0	0	0	.500
Feb 28	vs Texas Tech	ph/dh	1	0	0	0	0	0	0	0	0	0	0	1	0	0	0	0	0	0	.429
Mar 05	EASTERN ILLINOIS	pr	0	0	0	0	0	0	0	0	0	0	0	0	0	0	0	0	0	0	.429
Mar 06	EASTERN ILLINOIS	pr	0	1	0	0	0	0	0	0	0	0	0	0	0	0	0	0	0	0	.429
Mar 11	WESTERN ILLINOIS	pr	0	0	0	0	0	0	0	0	1	0	0	0	0	0	0	0	0	0	.429
Mar 15	GRAMBLING STATE	of	0	1	0	0	0	0	0	1	0	0	1	0	0	0	0	0	0	0	.429
Mar 16	GRAMBLING STATE	pr	0	1	0	0	0	0	0	0	1	0	0	0	0	0	0	0	0	0	.429
Mar 18	at South Carolina	ph/of	3	1	1	0	0	0	0	0	0	0	0	0	0	0	0	0	0	0	.400
Mar 20	at South Carolina	*dh	4	1	1	0	0	0	0	1	0	0	0	0	0	0	2	0	0	0	.357
Mar 25	AUBURN	*dh	4	0	0	0	0	0	0	0	0	0	0	0	0	0	1	0	0	0	.278
Mar 27	AUBURN	pr	0	0	0	0	0	0	0	0	0	0	0	0	0	0	0	0	0	0	.278
Totals		3gs	18	11	5	1	0	0	0	3	3	0	1	2	0	0	3	1	0	0	.278

On base pct. .409 • Slugging pct. .278

#24 Chad Spanberger - 15 games (All games)

Date	Opponent	Pos	AB	R	H	RBI	2B	3B	HR	BB	SB	CS	HBP	SAC	SF	GDP	K	PO	A	E	Avg
Mar 02	LOUISIANA TECH	*dh	4	0	0	0	0	0	0	0	0	0	0	0	0	0	2	0	0	0	.000
Mar 04	EASTERN ILLINOIS	*of	4	0	0	0	0	0	0	0	0	0	0	0	0	0	2	2	0	0	.000
Mar 05	EASTERN ILLINOIS	ph	1	1	1	1	0	0	1	0	0	0	0	0	0	0	0	0	0	0	.111
Mar 06	EASTERN ILLINOIS	ph/dh	3	0	0	0	0	0	0	1	0	0	0	0	0	0	1	0	0	0	.083
Mar 09	GONZAGA	*of	5	0	1	0	1	0	0	0	0	0	0	0	0	0	2	1	0	0	.118
Mar 11	WESTERN ILLINOIS	ph	1	0	0	0	0	0	0	0	0	0	0	0	0	0	0	0	0	0	.111
Mar 12	WESTERN ILLINOIS	*of	5	2	2	4	1	0	1	0	0	0	0	0	0	0	1	2	0	0	.174
Mar 13	WESTERN ILLINOIS	*of	2	0	0	0	0	0	0	0	0	0	1	0	0	0	2	0	0	0	.160
Mar 15	GRAMBLING STATE	*dh	4	0	0	0	0	0	0	1	0	0	0	0	0	0	1	0	0	0	.138
Mar 19	at South Carolina	*of	2	1	1	0	0	0	0	1	0	0	1	0	0	0	1	1	0	0	.161
Mar 20	at South Carolina	*of	3	1	2	0	1	0	0	1	0	0	0	0	0	0	0	4	0	0	.206
Mar 25	AUBURN	*of	3	0	1	0	0	0	0	0	0	0	0	0	0	0	1	0	0	0	.216
Mar 26	AUBURN	*of	5	2	2	1	0	0	1	0	0	0	0	0	0	0	0	3	0	0	.238
Mar 27	AUBURN	*of	3	0	0	0	0	0	0	1	0	0	0	0	0	0	0	1	0	0	.222
Mar 29	at Oklahoma State	*of	3	0	0	0	0	0	0	0	0	0	0	1	0	0	3	1	0	0	.208
Totals		12gs	48	7	10	6	3	0	3	5	0	0	2	1	0	0	16	15	0	0	.208

On base pct. .309 • Slugging pct. .458

#25 Dominic Taccolini - 4 games (All games)

Date	Opponent	Pos	AB	R	H	RBI	2B	3B	HR	BB	SB	CS	HBP	SAC	SF	GDP	K	PO	A	E	Avg	
Feb 19	CENTRAL MICHIGAN	*p	0	0	0	0	0	0	0	0	0	0	0	0	0	0	0	1	1	0	.000	
Mar 04	EASTERN ILLINOIS	*p	0	0	0	0	0	0	0	0	0	0	0	0	0	0	0	0	1	1	0	.000
Mar 06	EASTERN ILLINOIS	*dh	0	0	0	0	0	0	0	0	0	0	0	0	0	0	0	0	0	0	.000	
Mar 18	at South Carolina	*p	0	0	0	0	0	0	0	0	0	0	0	0	0	0	0	3	0	0	.000	
Totals		4gs	0	0	0	0	0	0	0	0	0	0	0	0	0	0	0	5	2	0	.000	

On base pct. .000 • Slugging pct. .000

#25 Dominic Taccolini - 6 appearances (All games)

Date	Opponent	GS	IP	H	R	ER	BB	SO	2B	3B	HR	WP	BK	HBP	IBB	Score	W-L	Sv	ERA	NP
Feb 19	CENTRAL MICHIGAN	*	7.0	1	1	1	1	3	0	0	0	0	0	1	0	6-1	1-0	0	1.29	79
Feb 26	vs Rice	*	6.0	5	2	2	1	6	0	0	0	0	0	0	0	5-2	2-0	0	2.08	85
Mar 04	EASTERN ILLINOIS	*	5.0	4	2	2	1	5	0	0	0	0	0	0	0	5-2	3-0	0	2.50	74
Mar 11	WESTERN ILLINOIS	*	7.0	2	1	1	2	9	0	0	0	0	0	0	0	3-2	3-0	0	2.16	109
Mar 18	at South Carolina	*	6.0	12	8	8	1	2	2	1	0	0	0	2	0	6-10	3-1	0	4.06	113
Mar 25	AUBURN	*	2.0	6	2	2	3	3	1	0	0	0	0	1	0	3-2	3-1	0	4.36	65
Totals		6	33.0	30	16	16	9	28	3	1	0	0	0	4	0	28-19	3-1	0	4.36	-

Arkansas Baseball
Individual Game-by-Game for Arkansas (as of Mar 30, 2016)

#28 James Teague - 4 games (All games)

Date	Opponent	Pos	AB	R	H	RBI	2B	3B	HR	BB	SB	CS	HBP	SAC	SF	GDP	K	PO	A	E	Avg
Feb 23	MISS. VALLEY STATE	p	0	0	0	0	0	0	0	0	0	0	0	0	0	0	0	1	0	0	.000
Mar 02	LOUISIANA TECH	p	0	0	0	0	0	0	0	0	0	0	0	0	0	0	0	0	2	0	.000
Mar 15	GRAMBLING STATE	p	0	0	0	0	0	0	0	0	0	0	0	0	0	0	0	0	1	0	.000
Mar 19	at South Carolina	p	0	0	0	0	0	0	0	0	0	0	0	0	0	0	0	0	1	0	.000
Totals		ogs	0	0	0	0	0	0	0	0	0	0	0	0	0	0	0	1	4	0	.000

On base pct. .000 • Slugging pct. .000

#28 James Teague - 8 appearances (All games)

Date	Opponent	GS	IP	H	R	ER	BB	SO	2B	3B	HR	WP	BK	HBP	IBB	Score	W-L	Sv	ERA	NP
Feb 23	MISS. VALLEY STATE		1.0	0	0	0	0	3	0	0	0	1	0	0	0	21-4	0-0	0	0.00	15
Feb 27	vs Houston		2.0	1	0	0	1	4	1	0	0	0	0	0	0	12-3	1-0	0	0.00	38
Mar 02	LOUISIANA TECH		2.1	1	1	1	1	3	1	0	0	1	0	0	0	2-3	1-1	0	1.69	39
Mar 06	EASTERN ILLINOIS		2.0	0	0	0	1	2	0	0	0	0	0	0	0	3-2	2-1	0	1.23	26
Mar 15	GRAMBLING STATE		1.0	1	0	0	0	0	0	0	0	0	0	0	0	14-4	2-1	0	1.08	5
Mar 19	at South Carolina		3.1	4	4	4	1	3	0	0	1	0	0	1	0	2-6	2-2	0	3.86	56
Mar 25	AUBURN		2.2	2	0	0	4	1	0	0	0	0	0	1	0	3-2	2-2	0	3.14	49
Mar 29	at Oklahoma State		1.0	0	0	0	1	1	0	0	0	0	0	0	0	4-5	2-2	0	2.93	14
Totals		0	15.1	9	5	5	9	17	2	0	1	2	0	2	0	61-29	2-2	0	2.93	-

#14 Doug Willey - 2 games (All games)

Date	Opponent	Pos	AB	R	H	RBI	2B	3B	HR	BB	SB	CS	HBP	SAC	SF	GDP	K	PO	A	E	Avg
Feb 24	MISS. VALLEY STATE	p	0	0	0	0	0	0	0	0	0	0	0	0	0	0	0	1	0	0	.000
Feb 27	vs Houston	p	0	0	0	0	0	0	0	0	0	0	0	0	0	0	0	1	0	0	.000
Totals		ogs	0	0	0	0	0	0	0	0	0	0	0	0	0	0	0	2	0	0	.000

On base pct. .000 • Slugging pct. .000

#14 Doug Willey - 12 appearances (All games)

Date	Opponent	GS	IP	H	R	ER	BB	SO	2B	3B	HR	WP	BK	HBP	IBB	Score	W-L	Sv	ERA	NP
Feb 19	CENTRAL MICHIGAN		0.2	0	0	0	0	2	0	0	0	0	0	0	0	6-1	0-0	0	0.00	11
Feb 24	MISS. VALLEY STATE		1.0	0	0	0	0	2	0	0	0	0	0	0	0	20-0	0-0	0	0.00	11
Feb 27	vs Houston		1.1	0	0	0	1	1	0	0	0	0	0	0	0	12-3	0-0	0	0.00	22
Feb 28	vs Texas Tech		1.1	1	0	0	0	2	0	0	0	0	0	0	0	10-6	0-0	0	0.00	27
Mar 05	EASTERN ILLINOIS		0.2	0	0	0	0	0	0	0	0	0	0	0	0	8-10	0-0	0	0.00	1
Mar 09	GONZAGA		0.1	2	0	0	0	0	0	0	0	0	0	0	0	10-15	0-0	0	0.00	13
Mar 12	WESTERN ILLINOIS		1.0	1	0	0	0	0	1	0	0	0	0	0	0	9-3	0-0	0	0.00	16
Mar 13	WESTERN ILLINOIS		0.2	1	0	0	1	0	0	0	0	0	0	0	0	3-0	0-0	0	0.00	23
Mar 16	GRAMBLING STATE		1.0	0	0	0	0	2	0	0	0	0	0	0	0	3-2	0-0	1	0.00	10
Mar 19	at South Carolina		0.1	1	0	0	0	0	0	0	0	0	0	0	0	2-6	0-0	1	0.00	2
Mar 27	AUBURN		2.2	3	0	0	0	3	0	0	0	0	0	0	0	3-1	0-0	1	0.00	38
Mar 29	at Oklahoma State		1.2	2	1	0	0	1	0	0	0	0	0	0	0	4-5	0-1	1	0.00	24
Totals		0	12.2	11	1	0	2	13	1	0	0	0	0	0	0	90-52	0-1	1	0.00	-



2016 Schedule/Results

	Opponent	Score	WP	LP	SV	Attend	Time
FEBRUARY							
19	Central Michigan	W, 6-1	Taccolini (1-0)	Renzi (0-1)	None	9620	2:43
20	Central Michigan	W, 4-3	Knight (1-0)	Deeg (0-1)	Jackson (1)	11341	2:58
21	Central Michigan	W, 9-4	Dahl (1-0)	Gamble (0-1)	None	7531	3:06
23	Mississippi Valley St.	W, 21-4	Campbell (1-0)	Hodges (0-2)	None	6328	2:43
24	Mississippi Valley St.	W, 20-0	Rogers (1-0)	Arrington (0-1)	None	6513	2:32
26	vs. No. 24 Rice	W, 5-2	Taccolini (2-0)	Duplantier (0-1)	Jackson (2)	5335	2:42
27	vs. No. 9 Houston	W, 12-3	Teague (1-0)	King (1-1)	None	7881	3:27
28	vs. No. 23 Texas Tech	W, 10-6	Chadwick (1-0)	Howard (1-1)	None	5675	4:05
MARCH							
2	Louisiana Tech	L, 3-2	Clancy (3-0)	Teague (1-1)	Atkins (1)	6855	2:36
4	Eastern Illinois	W, 5-2	Taccolini (3-0)	Wivinis (0-3)	Jackson (3)	7957	2:55
5	Eastern Illinois	L, 10-8 (12)	Euler (1-0)	Jackson (0-1)	Allen (1)	10422	4:19
6	Eastern Illinois	W, 3-2	Teague (2-1)	Euler (1-1)	None	7649	2:30
8	Gonzaga			CANCELLED			
9	Gonzaga	L, 15-10	Hellinger (1-1)	Dahl (1-1)	Vernia (1)	6483	4:02
11	Western Illinois	W, 3-2 (10)	Jackson (1-0)	Pannell (0-1)	None	6,639	3:11
12	Western Illinois	W, 9-3	Knight (2-0)	Mortillaro (0-3)	None	8655	3:14
13	Western Illinois	W, 3-0	Loseke (1-0)	Koch (0-2)	Rodriguez (1)	6927	2:41
15	Grambling State	W, 14-4	Campbell (2-0)	Hoover (1-1)	None	7489	2:49
16	Grambling State	W, 3-2	Alberius (1-0)	Raiburn (0-4)	Willey (1)	6833	2:34
18	at No. 12 South Carolina*	L, 10-6	Schmidt (5-0)	Taccolini (3-1)	None	7511	2:48
19	at No. 12 South Carolina	L, 6-2	Webb (4-1)	Teague (2-2)	Johnson (1)	7258	2:43
20	at No. 12 South Carolina*	L, 8-6	Reagan (1-0)	Jackson (1-2)	None	6867	3:02
25	Auburn*	W, 3-2	Alberius (2-0)	Klobosits (1-2)	None	6429	3:08
26	Auburn*	W, 14-7	McKinney (1-0)	Mize (1-2)	None	9303	3:42
27	Auburn*	W, 3-1	Jackson (2-2)	Yarbrough (2-1)	None	6675	3:10
29	at No. 16 Oklahoma State	L, 5-4	Reed (3-1)	Willey (0-1)	Buffett (4)	2418	3:32
APRIL							
1	Missouri*	--	Baum Stadium	--	SECN+	--	6:34 p.m.
2	Missouri*	--	Baum Stadium	--	SEC Network	--	7:30 p.m.
3	Missouri*	--	Baum Stadium	--	SEC Network	--	12:30 p.m.
6	vs. Memphis	--	Memphis, Tenn.	--	--	--	6:30 p.m.
8	at Ole Miss*	--	Oxford, Miss.	--	SECN+	--	6:30 p.m.
9	at Ole Miss*	--	Oxford, Miss.	--	SEC Network	--	7:00 p.m.
10	at Ole Miss*	--	Oxford, Miss.	--	SEC Network	--	12:00 p.m.
12	vs. Louisiana Monroe	--	North Little Rock, Ark.	--	--	--	6:35 p.m.
14	No. 1 Florida*	--	Baum Stadium	--	ESPNU	--	8:00 p.m.
15	No. 1 Florida*	--	Baum Stadium	--	SECN+	--	6:34 p.m.
16	No. 1 Florida*	--	Baum Stadium	--	SECN+	--	2:04 p.m.
19	Creighton	--	Baum Stadium	--	SEC Network	--	6:00 p.m.
21	at No. 25 Kentucky*	--	Lexington, Ky.	--	SEC Network	--	6:00 p.m.
22	at No. 25 Kentucky*	--	Lexington, Ky.	--	ESPNU	--	6:30 p.m.
23	at No. 25 Kentucky*	--	Lexington, Ky.	--	SECN+	--	12:00 p.m.
26	No. 7 Oklahoma State	--	Baum Stadium	--	SECN+	--	6:35 p.m.
29	No. 3 Texas A&M*	--	Baum Stadium	--	SECN+	--	6:34 p.m.
30	No. 3 Texas A&M*	--	Baum Stadium	--	ESPN2	--	2:00 p.m.
MAY							
1	at No. 3 Texas A&M*	--	Baum Stadium	--	ESPNU	--	1:00 p.m.
3	at No. 17 Missouri State	--	Baum Stadium	--	CST	--	6:35 p.m.
6	at No. 5 LSU*	--	Baton Rouge, La.	--	SECN+	--	7:00 p.m.
7	at No. 5 LSU*	--	Baton Rouge, La.	--	SECN+	--	6:30 p.m.
8	at No. 5 LSU*	--	Baton Rouge, La.	--	SECN+	--	1:00 p.m.
13	Alabama*	--	Baum Stadium	--	SECN+	--	6:34 p.m.
14	Alabama*	--	Baum Stadium	--	SECN+	--	6:04 p.m.
15	Alabama*	--	Baum Stadium	--	SECN+	--	1:04 p.m.
17	No. 17 Missouri State	--	Baum Stadium	--	SECN+	--	6:34 p.m.
19	at No. 11 Mississippi State*	--	Starkville, Miss.	--	SECN+	--	6:30 p.m.
20	at No. 11 Mississippi State*	--	Starkville, Miss.	--	SECN+	--	6:30 p.m.
21	at No. 11 Mississippi State*	--	Starkville, Miss.	--	SEC Network	--	5:00 p.m.