



# ARKANSAS // 2016 GAME NOTES

**28 NCAA TOURNAMENT APPEARANCES | 14 STRAIGHT NCAA APPEARANCES**  
**8 COLLEGE WORLD SERIES APPEARANCES | 2 SEC WEST TITLES**

## 2016 Schedule/Results

Overall: 24-16 | SEC: 6-12 | H: 18-8 | A: 3-8 | N: 3-0

|            |                        |              |
|------------|------------------------|--------------|
| Feb. 19    | CENT. MICHIGAN         | W, 6-1       |
| Feb. 20    | CENT. MICHIGAN         | W, 4-3       |
| Feb. 21    | CENT. MICHIGAN         | W, 9-4 (8)   |
| Feb. 23    | MS VALLEY STATE        | W, 21-4      |
| Feb. 24    | MS VALLEY STATE        | W, 20-0      |
| Feb. 26    | #24 Rice^              | W, 5-2       |
| Feb. 27    | #9 Houston^            | W, 12-3      |
| Feb. 28    | #23 Texas Tech^        | W, 10-6      |
| March 2    | LOUISIANA TECH         | L, 3-2       |
| March 4    | EASTERN ILLINOIS       | W, 5-2       |
| March 5    | EASTERN ILLINOIS       | L, 10-8 (12) |
| March 6    | EASTERN ILLINOIS       | W, 3-2       |
| March 8    | GONZAGA                | Cancelled    |
| March 9    | GONZAGA                | L, 15-10     |
| March 11   | WESTERN ILLINOIS       | W, 3-2 (10)  |
| March 12   | WESTERN ILLINOIS       | W, 9-3       |
| March 13   | WESTERN ILLINOIS       | W, 3-0       |
| March 15   | GRAMBLING              | W, 14-4      |
| March 16   | GRAMBLING              | W, 3-2       |
| March 18   | at #12 South Carolina* | L, 10-6      |
| March 19   | at #12 South Carolina* | L, 6-2       |
| March 20   | at #12 South Carolina* | L, 8-6       |
| March 25   | AUBURN*                | W, 3-2       |
| March 26   | AUBURN*                | W, 14-7      |
| March 27   | AUBURN*                | W, 3-1       |
| March 29   | at #16 Oklahoma St.    | L, 5-4       |
| April 1    | MISSOURI*              | W, 7-6       |
| April 2    | MISSOURI*              | L, 8-5       |
| April 3    | MISSOURI*              | L, 10-1      |
| April 6    | at Memphis!            | W, 12-4      |
| April 8    | at #14 Ole Miss*       | L, 7-3       |
| April 9    | at #14 Ole Miss*       | L, 14-9      |
| April 10   | at #14 Ole Miss*       | L, 8-7       |
| April 12   | vs. ULM#               | W, 3-1       |
| April 14   | #2 FLORIDA*            | L, 12-8      |
| April 15   | #2 FLORIDA*            | L, 9-2       |
| April 16   | #2 FLORIDA*            | L, 8-2       |
| April 19   | #25 CREIGHTON          | W, 6-2       |
| April 22   | at #12 Kentucky* W,    | 1-0 (10)     |
| April 23   | at #12 Kentucky*       | W, 2-0       |
| April 23   | at #12 Kentucky*       | L, 5-4       |
| April 26   | OKLAHOMA ST.           | 6:35 p.m.    |
| April 29   | TEXAS A&M*             | 6:35 p.m.    |
| April 30   | TEXAS A&M*             | 2 p.m.       |
| May 1      | TEXAS A&M*             | 1 p.m.       |
| May 3      | at Missouri St.        | 6:35 p.m.    |
| May 6      | at LSU*                | 7 p.m.       |
| May 7      | at LSU*                | 6:30 p.m.    |
| May 8      | at LSU*                | 1 p.m.       |
| May 13     | ALABAMA*               | 6:35 p.m.    |
| May 14     | ALABAMA*               | 6:05 p.m.    |
| May 15     | ALABAMA*               | 1:05 p.m.    |
| May 17     | MISSOURI ST.           | 6:35 p.m.    |
| May 19     | at Miss. State*        | 6:30 p.m.    |
| May 20     | at Miss. State*        | 6:30 p.m.    |
| May 21     | at Miss. State*        | 5 p.m.       |
| May 24-29  | SEC Tournament         |              |
| June 3-6   | NCAA Regionals         |              |
| June 10-13 | NCAA Super Regionals   |              |
| June 17-29 | College World Series   |              |

^ - Houston College Classic  
 # - Played at Dickey-Stephens Park (NLR)  
 ! - Played at AutoZone Park (Memphis, Tenn.)

Tuesday, April 26 • Fayetteville, Ark.  
 Arkansas (24-16, 6-12 SEC) vs. No. 18 Oklahoma State (25-14, 9-6 Big 12)  
 Game 41 • Baum Stadium (10,373)

|                        |                  |                           |     |     |    |      |      |    |    |
|------------------------|------------------|---------------------------|-----|-----|----|------|------|----|----|
| APRIL 26<br><b>TUE</b> | 1st Pitch: 5p    | Probable Pitchers         | W-L | APP | GS | ERA  | IP   | SO | BB |
|                        | TV: SEC NETWORK+ | OSU - RHP Michael Mertz   | 1-2 | 12  | 6  | 4.12 | 39.1 | 43 | 24 |
|                        | Radio: RSN/IMG   | ARK - RHP Isaiah Campbell | 3-0 | 8   | 4  | 3.38 | 16.0 | 14 | 2  |

## LEADING OFF --

- The Razorback baseball team returns to Baum Stadium Tuesday night when it hosts Big 12 conference foe and 18th-ranked Oklahoma State (25-14) for a single game starting at 5 p.m. CDT.
- Arkansas (24-16, 6-12) is set to start freshman right-hander Isaiah Campbell. Campbell will be making his fifth start of the year and third in as many weeks. Last week, Campbell started in Arkansas' midweek contest against No. 25 Creighton, earning his third win after going 3 shutout innings and giving up only 2 hits, while striking out 2.
- Tuesday will be Campbell's fifth midweek start of the year and in each of his previous 4 starts, he has only allowed more than 2 runs once against Grambling State (March 15). Campbell now has a 3.38 ERA and has struck out 14 batters over 16 innings, while only walking two.
- The Razorbacks will be looking to avenge a 5-4 loss at the hands of Oklahoma State earlier this year in Stillwater, Okla., as Blaine Knight was touched up for three runs in the second inning after Arkansas took a 3-0 lead in the top half of the same inning. A three-run home run Collin Theroux pulled the game even and the Cowboys were able to score two more runs in the later part of the game.
- Arkansas is coming off one of its best weekend's on the mound as juniors Dominic Taccolini and Zach Jackson each threw complete game shutouts against No. 12 Kentucky, helping earn the first series win in nearly four weeks. Taccolini went a career-long 10 innings, striking out a career-high 10 batters and walking none. His performance earned him the SEC Co-Pitcher of the Week.

- Tuesday's midweek game with Oklahoma State will be Arkansas' eight-straight game against a ranked opponent. The Razorbacks claimed a win over No. 25 Creighton last Tuesday and two games against the Wildcats to give the them six wins over ranked opponents this year.
- Junior Clark Eagan had one of the best weeks for all Hog hitters last week, averaging .375 with three multi-hit games and two runs scored. Eagan hit his first home run since late February on Saturday, going deep in the final game against the Wildcats, breaking a 3-3 tie in the fifth inning of a seven-inning game. Eagan now has 50 hits on the season, which leads all Razorback players and his home run was his third of the year.
- Sophomore Chad Spanberger hit .333 over the last four games, breaking out for four hits in 12 at-bats, two being home runs. His home run in the opening game of the series with Kentucky was the difference in a 1-0 win, helping break an eight-game conference losing streak. Spanberger is only hitting .236 this season, but has 6 home runs and 13 RBI, half of those home runs coming in SEC play.
- The Razorback catching tandem of senior Tucker Pennell and freshman Grant Koch have been among the best, defensively, in the SEC all year long. Last game, against Creighton, Koch got the start and threw out three would-be base stealers, tying the most by a Razorback catcher in a game this season.
- Pennell also caught three would-be base stealers against No. 2 Florida, giving him 22 for the season, which continues to lead the conference.

## Number Watch

**39** Home runs hit by Arkansas this season, tied with Texas A&M for the most in the SEC.

**22** Number of stolen bases caught by catcher Tucker Pennell, which leads the SEC.

| Team Comparison (2016 Stats) | Hitting |      |      |    |    |    |     |     |     |        | Pitching |       |      |      |     |     |     |        |
|------------------------------|---------|------|------|----|----|----|-----|-----|-----|--------|----------|-------|------|------|-----|-----|-----|--------|
|                              | Avg.    | Runs | Hits | 2B | 3B | HR | RBI | HBP | K's | SB-Att | ERA      | IP    | Hits | Runs | ER  | BB  | K's | B/Avg. |
| Arkansas                     | .280    | 257  | 377  | 72 | 8  | 39 | 226 | 31  | 275 | 29-39  | 4.57     | 352.2 | 349  | 199  | 179 | 156 | 337 | .264   |
| Oklahoma St.                 | .252    | 213  | 323  | 61 | 7  | 29 | 193 | 36  | 332 | 45-68  | 3.02     | 351.1 | 311  | 147  | 118 | 164 | 334 | .240   |

Head Coach Dave Van Horn



PERSONAL

Born: Sept. 17, 1960  
 Hometown: Kansas City, Mo.  
 Alma Mater: Arkansas (1988)  
 Masters of Science: East Texas State Univ. (1992)  
 Wife: Karen  
 Children: Hollan, Mariel  
 Named Head Coach at Arkansas: June 21, 2002

PLAYING HISTORY

1982-1984 Atlanta Braves Organization  
 1982 MLB Draft: 10th Rd (Braves)  
 1982 Arkansas  
 1980-1981 McLennan (Texas) CC

COACHING HONORS

2004 SEC Coach of the Year  
 2001 Baseball America National Coach of the Year  
 2001 BIG 12 Coach of the Year  
 2001 ABCA Midwest Region Coach of the Year  
 2000 ABCA Midwest Region Coach of the Year  
 1997 Southland Coach of the Year  
 1995 Southland Coach of the Year  
 1994 NCAA Division II Coach of the Year  
 1994 ABCA Central Region Coach of the Year

HALL OF FAME

2013 Inducted into Winnetonka HS HOF  
 2012 Inducted into Ban Johnson League HOF  
 2001 Inducted into Central Missouri State HOF

Now entering his 14th season at the helm of the Arkansas baseball program in 2015-16, head coach Dave Van Horn continues to elevate the Razorbacks to one of the nation's premier teams year in and year out. Over his first 13 seasons, Van Horn has led Arkansas to four College World Series appearances, 13 NCAA Tournament berths, one Southeastern Conference overall title, three SEC Western Division championships and a total of 524 wins, averaging more than 40 wins a season.

The Razorbacks defied all the odds in 2015, rebounding from a 15-15 record on April 4 to win 18 of their final 25 regular season games and surge into postseason play. After going 2-2 in the SEC Tournament, Arkansas became one of five teams in the country to advance to 14 consecutive NCAA Tournaments, claiming the No. 2 seed in the Stillwater Regional hosted by Oklahoma State.

In what is likely Van Horn's best coaching job in his 27-year career, the Razorbacks went 3-0 in the Stillwater Regional and came back home to host the second Super Regional in program history, knocking off Missouri State in three games for the most improbable College World Series appearance in Arkansas' storied history. Van Horn made his sixth trip to Omaha, including his fourth as the Razorback skipper. He currently has more College World Series appearances than any head coach in the SEC.

During the run to Omaha, sophomore outfielder Andrew Benintendi put together arguably the finest season in Razorback history. Benintendi became the first Arkansas player to win the Golden Spikes Award, given annually to the nation's best amateur player. He also won the Dick Howser Trophy and was named Baseball America Player of the Year and Collegiate Baseball Player of the Year as the nation's best collegiate player.

| DVH AGAINST 2016 OPPONENTS |       |       |      |         |
|----------------------------|-------|-------|------|---------|
|                            | W/L   | Home  | Away | Neutral |
| Alabama                    | 25-19 | 14-4  | 9-12 | 2-3     |
| Auburn                     | 21-18 | 9-9   | 12-9 | --      |
| Central Michigan           | --    | --    | --   | --      |
| Creighton                  | 3-0   | 2-0   | 1-0  | --      |
| Eastern Illinois           | 24-1  | 24-1  | --   | --      |
| Florida                    | 21-15 | 10-2  | 8-10 | 3-3     |
| Gonzaga                    | 2-3   | 2-2   | --   | 0-1     |
| Grambling State            | 3-0   | 3-0   | --   | --      |
| Houston                    | 0-1   | --    | --   | 0-1     |
| Kentucky                   | 17-10 | 10-5  | 7-5  | --      |
| Louisiana Monroe           | --    | --    | --   | --      |
| Louisiana State (LSU)      | 16-31 | 8-13  | 7-11 | 1-7     |
| Louisiana Tech             | 14-2  | 6-0   | 5-2  | 3-0     |
| Memphis                    | 4-1   | --    | 2-0  | 2-1     |
| Mississippi State          | 21-20 | 10-11 | 10-8 | 1-1     |
| Mississippi Valley State   | 8-0   | 6-0   | --   | 2-0     |
| Missouri                   | 6-0   | 3-0   | 3-0  | 0-0     |
| Missouri State             | 15-5  | 9-4   | 6-1  | --      |
| Oklahoma State             | 4-3   | 1-3   | 2-0  | 1-0     |
| Ole Miss                   | 20-27 | 8-13  | 8-10 | 4-4     |
| Rice                       | 1-0   | --    | 1-0  | --      |
| South Carolina             | 20-15 | 8-7   | 9-5  | 3-3     |
| Texas A&M                  | 8-6   | 4-2   | 3-4  | 1-0     |
| Texas Tech                 | 1-0   | --    | --   | 1-0     |
| Western Illinois           | 4-1   | 4-1   | --   | --      |

VAN HORN'S CAREER NUMBERS

| Year          | School                 | Record    | Pct. | Conf.   | Place         | Tourn.      | NCAA                         |
|---------------|------------------------|-----------|------|---------|---------------|-------------|------------------------------|
| 1989          | Texarkana CC           | 39-18     | .684 | NA      | NA            | NA          | --                           |
| 1990          | Texarkana CC           | 44-14     | .759 | NA      | NA            | NA          | --                           |
| 1991          | Texarkana CC           | 45-12     | .789 | NA      | NA            | NA          | --                           |
| 1992          | Texarkana CC           | 48-10     | .827 | NA      | 1st           | NA          | --                           |
| 1993          | Texarkana CC           | 38-18     | .678 | NA      | NA            | NA          | --                           |
| Totals        |                        | 214-72    | .748 | --      | --            | --          | --                           |
| 1994          | Central Missouri State | 51-11     | .823 | 15-1    | 1st (Div.)    | 1st (4-1)   | NCAA DII                     |
| Totals        |                        | 51-11     | .823 | 15-1    | --            | 1 (4-1)     | Champs                       |
| 1995          | Northwestern State     | 37-15     | .711 | 19-5    | 1st           | DNP (0-2)   | --                           |
| 1996          | Northwestern State     | 34-27     | .557 | 14-16   | 2nd (Div.)    | 2nd (3-2)   | --                           |
| 1997          | Northwestern State     | 35-23     | .603 | 19-9    | 1st           | DNP (0-2)   | --                           |
| Totals        |                        | 106-65    | .620 | 52-30   | --            | 3 (3-6)     | --                           |
| 1998          | Nebraska               | 24-20     | .545 | 10-13   | 7th           | DNQ         | DNQ                          |
| 1999          | Nebraska               | 42-18     | .700 | 16-9    | 5th           | 1st (4-0)   | NCAA (1-2)                   |
| 2000          | Nebraska               | 51-17     | .750 | 21-9    | 2nd           | 1st (5-1)   | NCAA (4-2)                   |
| 2001          | Nebraska               | 50-16     | .758 | 20-8    | 1st           | 1st (4-0)   | CWS (5-2)                    |
| 2002          | Nebraska               | 47-21     | .691 | 16-11   | 2nd           | 2nd (3-1)   | CWS (5-3)                    |
| Totals        |                        | 214-92    | .699 | 67-39   | --            | 4 (16-2)    | 4 (15-9)                     |
| 2003          | Arkansas               | 35-22     | .612 | 14-16   | 6th West      | T-7th (0-2) | NCAA (1-2)                   |
| 2004          | Arkansas               | 45-24     | .652 | 19-11   | T-1st Overall | 4th (2-2)   | CWS (6-3)                    |
| 2005          | Arkansas               | 39-22     | .636 | 13-17   | T-5th West    | T-7th (0-2) | NCAA (2-2)                   |
| 2006          | Arkansas               | 39-21     | .650 | 18-12   | 2nd West      | T-7th (0-2) | NCAA (1-2)                   |
| 2007          | Arkansas               | 43-21     | .672 | 18-12   | 1st West      | 2nd (3-1)   | NCAA (2-2)                   |
| 2008          | Arkansas               | 34-24     | .586 | 14-15   | 4th West      | DNQ         | NCAA (0-2)                   |
| 2009          | Arkansas               | 41-24     | .631 | 14-15   | 4th West      | 4th (2-2)   | CWS (7-2)                    |
| 2010          | Arkansas               | 43-21     | .672 | 18-12   | 2nd West      | T-7th (0-2) | NCAA (3-3)                   |
| 2011          | Arkansas               | 40-22     | .645 | 15-15   | 1st West      | T-3rd (2-2) | NCAA (2-2)                   |
| 2012          | Arkansas               | 46-22     | .676 | 16-14   | T-2nd West    | T-9th (0-2) | CWS (7-3)                    |
| 2013          | Arkansas               | 39-22     | .639 | 18-11   | 2nd West      | T-3rd (2-1) | NCAA (2-2)                   |
| 2014          | Arkansas               | 40-25     | .615 | 16-14   | 4th West      | T-3rd (3-2) | NCAA (2-2)                   |
| 2015          | Arkansas               | 40-25     | .615 | 17-12   | 3rd West      | T-5th (2-2) | CWS (5-3)                    |
| 2016          | Arkansas               | 22-15     | .583 | 4-11    |               |             |                              |
| Totals        |                        | 548-311   | .637 | 219-189 | --            | 13 (16-22)  | 13 (40-28)                   |
| Career Totals |                        | 1,133-551 | .673 | 353-258 | --            |             | 39-31 (.557)<br>55-37 (.595) |



**1**  
RICK NOMURA  
Sr. • 5-9 • 170 • S/R  
INF • Waipahu, Hawaii




**3**  
MICHAEL BERNAL  
R-Sr. • 5-11 • 190 • R/R  
INF • El Paso, Texas



**5**  
CODY SCROGGINS  
Fr. • 6-0 • 175 • R/R  
INF • Bentonville,




**7**  
DARIEN SIMMS  
R-Fr. • 5-7 • 155 • L/L  
OF • Spring, Texas




**8**  
ERIC COLE  
Fr. • 5-11 • 180 • S/R  
OF • Southlake, Texas




**9**  
CLARK EAGAN  
Jr. • 6-1 • 190 • L/R  
INF/OF • Appleton, Wis.




**10**  
JOSH ALBERIUS  
R-Jr. • 5-11 • 170 • R/R  
INF/RHP • Little Rock, Ark.




**11**  
KEATON MCKINNEY  
So. • 6-5 • 230 • R/R  
RHP • Ankeny, Iowa



**13**  
TY HARRIS  
Fr. • 6-1 • 180 • L/L  
LHP • Rogers, Ark.




**14**  
DOUG WILLEY  
Sr. • 6-2 • 220 • R/R  
RHP • Shelburne, N.H.




**15**  
JAKE ARLEDGE  
Jr. • 5-9 • 180 • R/R  
OF • Huntington Beach, Calif.




**16**  
BLAINE KNIGHT  
Fr. • 6-3 • 165 • R/R  
RHP • Bryant, Ark.




**17**  
LUKE BONFIELD  
So. • 6-2 • 185 • R/R  
OF • Skillman, N.J.



**18**  
ANTHONY DAHL  
Fr. • 6-4 • 195 • R/R  
RHP • Angleton, Texas




**19**  
AUSTIN CATRON  
Jr. • 6-1 • 200 • S/R  
OF/1B • Stilwell, Okla.




**20**  
CARSON SHADDY  
R-So. • 5-10 • 170 • R/R  
C/INF/OF • Fayetteville, Ark.



**21**  
KACEY MURPHY  
Fr. • 6-0 • 190 • L/L  
LHP • Rogers, Ark.




**24**  
CHAD SPANBERGER  
So. • 6-2 • 220 • L/R  
C/INF/OF • Granite City, Ill.




**25**  
DOMINIC TACCOLINI  
Jr. • 6-3 • 230 • R/R  
RHP • Sugar Land, Texas



**26**  
JACK BENNINGHOFF  
R-Fr. • 5-11 • 190 • R/R  
OF • Overland Park, Kan.




**27**  
TUCKER PENNELL  
Sr. • 6-2 • 200 • R/R  
C • Georgetown, Texas



**28**  
JAMES TEAGUE  
Jr. • 6-0 • 185 • R/R  
RHP • Bartlesville, Okla.



**29**  
CULLEN GASSAWAY  
Jr. • 6-2 • 215 • R/R  
INF • Bedford, Texas




**30**  
HUNTER HART  
R-So. • 6-0 • 185 • R/R  
RHP • St. Joseph, Ill.




**32**  
ZACH JACKSON  
Jr. • 6-3 • 195 • R/R  
RHP • Berryhill, Okla.



**33**  
GRANT KOCH  
Fr. • 6-0 • 195 • R/R  
C/OF • Fayetteville, Ark.




**34**  
JAKE REINDL  
Fr. • 6-1 • 185 • R/R  
RHP • Fayetteville, Ark.



**36**  
CANNON CHADWICK  
Jr. • 6-0 • 210 • R/R  
RHP • Paris, Texas




**37**  
WESTON ROGERS  
Fr. • 6-4 • 215 • L/L  
LHP • Springdale, Ark.



**38**  
JORDAN RODRIGUEZ  
Jr. • 5-11 • 190 • L/L  
LHP • Houston, Texas



**44**  
ALEX GOSSER  
Jr. • 6-0 • 215 • L/R  
C • N. Little Rock, Ark.



**45**  
KEVIN KOPPS  
Fr. • 6-0 • 195 • R/R  
RHP • Sugar Land, Texas



**46**  
BARRETT LOSEKE  
Fr. • 6-0 • 155 • R/R  
RHP • Tulsa, Okla.



**47**  
MICHAEL BRAWNER  
Fr. • 6-3 • 185 • L/L  
LHP • Victoria, Texas



**55**  
ISAIAH CAMPBELL  
Fr. • 6-4 • 230 • R/R  
RHP • Olathe, Kan.



**2**  
DAVE VAN HORN  
Head Coach  
14th Season



**22**  
TONY VITELLO  
Assistant Coach  
3rd Season



**31**  
DAVE JORN  
Assistant Coach  
20th Season



**35**  
CHRISTIAN KOWALCHUK  
Volunteer Assistant  
2nd Season



**6**  
MAX HOGAN  
Student Assistant  
1st Season



**6**  
CLAY GOODWIN  
Dir. of Operations  
9th Season

**CAREER HITTING STREAKS**

| Player          | Current Streak | Season High | Career High |
|-----------------|----------------|-------------|-------------|
| Michael Bernal  | 1              | 6           | 14          |
| Carson Shaddy   | 4              | 10          | 10          |
| Clark Eagan     | 1              | 9           | 9           |
| Luke Bonfield   | 0              | 8           | 8           |
| Rick Nomura     | 3              | 6           | 7           |
| Cullen Gassaway | 0              | 7           | 7           |
| Tucker Pennell  | 0              | 5           | 5           |
| Jake Arledge    | 2              | 5           | 5           |
| Chad Spanberger | 0              | 4           | 4           |
| Alex Gosser     | 1              | 1           | 4           |
| Eric Cole       | 1              | 4           | 4           |
| Austin Catron   | 0              | 4           | 4           |
| Darien Simms    | 0              | 2           | 2           |
| Grant Koch      | 0              | 2           | 2           |

**CAREER MULTI-HIT GAMES**

| Player          | 2013 | 2014 | 2015 | 2016 | Total |
|-----------------|------|------|------|------|-------|
| Clark Eagan     | --   | 11   | 18   | 17   | 46    |
| Michael Bernal  | --   | 12   | 10   | 12   | 34    |
| Rick Nomura     | --   | --   | 16   | 8    | 24    |
| Carson Shaddy   | --   | --   | 5    | 14   | 19    |
| Cullen Gassaway | --   | --   | 6    | 6    | 14    |
| Chad Spanberger | --   | --   | 6    | 5    | 11    |
| Luke Bonfield   | --   | --   | --   | 11   | 11    |
| Tucker Pennell  | --   | --   | 1    | 6    | 7     |
| Eric Cole       | --   | --   | --   | 5    | 5     |
| Austin Catron   | --   | --   | --   | 5    | 5     |
| Jake Arledge    | --   | --   | --   | 5    | 5     |
| Alex Gosser     | --   | 2    | 2    | --   | 4     |
| Grant Koch      | --   | --   | --   | 4    | 4     |
| Darien Simms    | --   | --   | --   | 1    | 1     |
| Cody Scroggins  | --   | --   | --   | 1    | 1     |

**CAREER TWO-OUT RBI**

| Player          | 2013 | 2014 | 2015 | 2016 | Total |
|-----------------|------|------|------|------|-------|
| Michael Bernal  | --   | 7    | 8    | 20   | 35    |
| Clark Eagan     | --   | 3    | 8    | 11   | 22    |
| Carson Shaddy   | --   | --   | 8    | 10   | 18    |
| Chad Spanberger | --   | --   | 11   | 3    | 14    |
| Rick Nomura     | --   | --   | 5    | 7    | 12    |
| Tucker Pennell  | --   | --   | 3    | 7    | 10    |
| Luke Bonfield   | --   | --   | 1    | 7    | 8     |
| Austin Catron   | --   | --   | --   | 7    | 7     |
| Cullen Gassaway | --   | --   | 1    | 5    | 6     |
| Grant Koch      | --   | --   | --   | 5    | 5     |
| Jake Arledge    | --   | --   | --   | 3    | 3     |
| Eric Cole       | --   | --   | --   | 2    | 2     |
| Darien Simms    | --   | --   | --   | 1    | 1     |

**CAREER MULTI-RBI GAMES**

| Player          | 2013 | 2014 | 2015 | 2016 | Total |
|-----------------|------|------|------|------|-------|
| Michael Bernal  | --   | 3    | 5    | 9    | 17    |
| Clark Eagan     | --   | 2    | 7    | 6    | 15    |
| Carson Shaddy   | --   | --   | 4    | 7    | 11    |
| Rick Nomura     | --   | --   | 2    | 6    | 8     |
| Luke Bonfield   | --   | --   | 1    | 6    | 7     |
| Cullen Gassaway | --   | --   | 3    | 4    | 7     |
| Chad Spanberger | --   | --   | 4    | 2    | 6     |
| Austin Catron   | --   | --   | --   | 5    | 5     |
| Tucker Pennell  | --   | --   | 1    | 2    | 3     |
| Grant Koch      | --   | --   | --   | 3    | 3     |
| Jake Arledge    | --   | --   | --   | 2    | 2     |

**#PROHOGS UPDATE**

- With the 2016 Major League Baseball season now in full swing, six former Razorbacks got their major league seasons underway, as well as a number of former Hogs that play in the minor leagues.
- With all eyes on last year's AL Cy Young Award winner, Dallas Keuchel did not disappoint in his first start of the year against the New York Yankees in Yankee Stadium. Keuchel held the Yankee hitters to just two runs on three hits over seven innings with five strikeouts.
- Keuchel has made two more starts since Opening Day, taking the loss in 5 2/3 innings against Milwaukee, while striking out eight, but bounced back with a victory over Detroit on Friday, going eight strong innings, allowing no runs and striking out four. His 17 strikeouts currently ranks 24th in the major leagues and 12th in the American League.
- Below is an updated statistical listing of all six of Arkansas' former players in the Major Leagues, along with the complete list of minor league Hogs and where they are currently in classification.

**MLB POSITION PLAYERS**

| Player              | GP | AVG  | R  | H  | 2B | 3B | HR | RBI | BB | SLG  | OB%  | SO |
|---------------------|----|------|----|----|----|----|----|-----|----|------|------|----|
| Craig Gentry (LAA)  | 14 | .147 | 2  | 5  | 1  | 0  | 0  | 2   | 3  | .176 | .237 | 6  |
| Logan Forsythe (TB) | 18 | .290 | 12 | 20 | 5  | 1  | 3  | 8   | 7  | .522 | .364 | 19 |
| James McCann (DET)  | 4  | .133 | 0  | 2  | 0  | 0  | 0  | 2   | 0  | .133 | .133 | 5  |

**MLB PITCHERS**

| Player               | W-L | ERA  | IP   | H  | R  | ER | HR | HB | BB | SO | AVG  | WHIP |
|----------------------|-----|------|------|----|----|----|----|----|----|----|------|------|
| Drew Smyly (TB)      | 1-2 | 2.51 | 28.2 | 16 | 9  | 8  | 3  | 1  | 5  | 33 | .162 | 0.73 |
| Dallas Keuchel (HOU) | 2-2 | 3.71 | 26.2 | 27 | 11 | 11 | 1  | 0  | 11 | 22 | .267 | 1.43 |
| Mike Bolsinger (LAD) |     |      |      |    |    |    |    |    |    |    |      |      |

15-DAY DISABLED LIST

**#PROHOGS AROUND THE MINORS**

**Triple-A**

- Matt Reynolds – Las Vegas 51s (New York Mets)
- Brett Eibner – Omaha Storm Chasers (Kansas City Royals)
- Blake Parker – Tacoma Rainiers (Chicago Cubs)
- Andy Wilkins – Colorado Springs Sky Sox (Milwaukee Brewers)

**Double-A**

- Dominic Ficociello – Erie Sea Wolves (Detroit Tigers)
- D.J. Baxendale – Chattanooga Lookouts (Minnesota Twins)
- Barrett Astin – Pensacola Blue Wahoos (Cincinnati Reds)
- Ryne Stanek – Montgomery Biscuits (Tampa Bay Rays)
- Nolan Sanburn – Birmingham Barons (Chicago White Sox) – MOVED UP THIS WEEK

**Single-A Advanced**

- Brian Anderson – Jupiter Hammerheads (Miami Marlins)
- Andrew Benintendi – Salem Red Sox (Boston Red Sox)
- Jalen Beeks – Salem Red Sox (Boston Red Sox)
- Jacob Morris – Winson-Salem Dash (Chicago White Sox) – MOVED UP THIS WEEK

**Single-A**

- Colby Suggs – Greensboro Grasshoppers (Miami Marlins)
- Bobby Wernes – Quad City River Bandits (Houston Astros)
- Trey Killian – Asheville Tourists (Colorado Rockies)

**Single-A Short Season**

- Tyler Spoon – Lowell Spinners (Boston Red Sox)

**Released/Free Agent**

- Zack Cox
- Randall Fant
- Chris Oliver
- Eric Fisher
- Michael Gunn
- Jess Todd

| Razorback Record Rundown |       |
|--------------------------|-------|
| Total                    | 24-16 |
| Conference               | 6-12  |
| Non-Conf                 | 18-4  |
| Home                     | 18-8  |
| Away                     | 3-8   |
| Neutral                  | 3-0   |
| Day                      | 15-9  |
| Night                    | 9-7   |
| vs Left                  | 4-5   |
| vs Right                 | 20-11 |
| 1-Run games              | 7-4   |
| 2-Run games              | 3-2   |
| 5+Run games              | 9-5   |
| Extra inns               | 2-1   |
| Shutouts                 | 4-0   |
| Scoring 0-2 runs         | 2-5   |
| Scoring 3-5 runs         | 10-4  |
| Scoring 6-9 runs         | 5-6   |
| Scoring 10+ runs         | 7-1   |
| Opponent 0-2 runs        | 14-0  |
| Opponent 3-5 runs        | 7-3   |
| Opponent 6-9 runs        | 3-7   |
| Opponent 10+ runs        | 0-6   |
| Scored in 1st inning     | 9-4   |
| Scores first             | 16-4  |
| Opp. scores first        | 8-12  |
| After 6 leading          | 17-3  |
| After 6 trailing         | 2-12  |
| After 6 tied             | 5-1   |
| After 7 leading          | 18-1  |
| After 7 trailing         | 0-14  |
| After 7 tied             | 5-0   |
| After 8 leading          | 19-0  |
| After 8 trailing         | 0-15  |
| After 8 tied             | 3-0   |
| Hit 0 home runs          | 11-6  |
| Hit 1 home run           | 6-7   |
| Hit 2+ home runs         | 7-3   |
| Opponent 0 home runs     | 17-6  |
| Opponent 1 home run      | 5-10  |
| Opponent 2+ HRs          | 2-0   |
| Made 0 errors            | 11-6  |
| Made 1 error             | 9-6   |
| Made 2+ errors           | 4-4   |
| Opp. made 0 errors       | 2-7   |
| Opp. made 1 error        | 9-4   |
| Opp. made 2+ errors      | 13-5  |
| Out-hit opponent         | 19-1  |
| Out-hit by opponent      | 2-13  |
| Hits are tied            | 3-2   |

### Hogs and Cowboys Last 10 Meetings

| Date    | Location            | Result | Score |
|---------|---------------------|--------|-------|
| 3/29/16 | Stillwater, Okla.   | L      | 5-4   |
| 5/30/15 | Stillwater, Okla.+  | W      | 7-5   |
| 6/3/07  | Fayetteville, Ark.+ | L      | 7-6   |
| 6/2/07  | Fayetteville, Ark.+ | L      | 14-3  |
| 6/4/06  | Fayetteville, Ark.+ | L      | 6-5   |
| 2/11/06 | Mobile, Ala.        | W      | 3-0   |
| 3/8/05  | Stillwater, Okla.   | W      | 11-7  |
| 4/20/04 | Fayetteville, Ark.  | W      | 5-2   |
| 4/24/01 | Tulsa, Okla.        | L      | 6-5   |
| 3/28/00 | Fayetteville, Ark.  | L      | 2-1   |

### Tacolli - SEC Co-Pitcher of the Week

• Junior right-handed pitcher Dominic Taccolini was named the SEC Co-Pitcher of the Week today as it was announced by the Southeastern Conference office. Taccolini had, arguably, the best performance of his career on the mound Friday in helping Arkansas snap an eight-game conference losing streak with a 1-0 victory over No. 12 Kentucky.

• Taccolini earned his team-leading fourth win of the season, going a career-long 10 innings and striking out a career-high 10 batters without giving up a run against the Wildcats for the complete game shutout. Both the complete game and the shutout were the first of his career.

• The complete game shutout was also the first by a Razorback since his teammate Keaton McKinney completed the same feat last year against Alabama (May 2, 2015).

• Before Friday, Taccolini had only pitched 11 combined innings over his last five appearances, but his 10 innings of work against the Wildcats was the longest outing by a Razorback starting pitcher since Clint Brannon threw 11 innings against Tennessee in the 2004 SEC Tournament (May 26). Brannon's outing was not a complete game, however, as the Hogs lost that game 8-6 in 13 innings.

• Now with the performance under his belt, Taccolini became the third pitcher in the nation to have a 10-inning outing this year and the first to throw a 10-inning complete game shutout. The 10-inning outing was also the longest by any SEC pitcher this season.

### Big Isaiah Campbell Coming Into His Own

• Freshman Isaiah Campbell has the big frame to be a big time pitcher and his numbers are starting to show it.

• Campbell has made eight appearances this season, four being starts in midweek performances against Mississippi Valley State, Grambling State, Memphis and No. 25 Creighton.

• Campbell has only gone more than 2.2 innings twice in his seven appearances. The first was the 4.0 innings against Grambling State, which also included

his season-high four strikeouts. On Tuesday, he went three innings, giving up no runs on three hits, earning his third win of the year.

• In his last two appearances before Creighton, Campbell came out of the bullpen and had one of the better outings out of any of Arkansas' relief pitchers, giving up just one earned run over a combined three innings on six hits with four strikeouts.

### #BergerBombs - Chad Spanberger

• There's no question when one looks at Chad Spanberger that he can hit it a long way.

• The slugger has started 20 games this season and while he has 17 hits, 10 have been for extra bases.

• Spanberger hit his first career home run back during the Eastern Illinois series; a pinch-hit bomb that sent the game to extra-innings.

• The four RBI set a new career-high for Spanberger as he drove in four of Arkansas' nine runs that day.

• Spanberger tied that four RBI career-high with a 3-for-3 performance off a double and a home run against No. 25 Creighton and falling just a triple shy of the cycle.

• Spanberger came up clutch in the first game against No. 12 Kentucky, hitting a go-ahead and eventual winning solo home run in the 10th inning to secure the 1-0 victory.

### Tacolli and Jackson - 1-2 Punch

• Arkansas pitchers Dominic Taccolini and Zach Jackson combined for one of the best performances on the mound this season when the two hurlers combined for a season-high 14 strikeouts against Western Illinois.

• Taccolini turned in his second seven inning outing of the year, striking out nine (tying career-high) and had a no-hitter through the sixth inning.

• Jackson struck out five batters in his own right over the game's final three innings.

• The two did it again last weekend against Kentucky, but this time, Jackson was in the starting role.

• Taccolini and Jackson combined for 17 innings of scoreless baseball against the Wildcats with 18 strikeouts. Both earned complete game shutouts and helped Arkansas earn its first SEC series win in nearly four weeks.

### Catron's Near Cycle

• Junior Austin Catron nearly hit for the cycle in game two against Missouri, falling just a double short in his 3-for-3 night. Catron finished with three RBI and two runs scored. The three hits tied his season-high and was his fourth multi-hit game of the season.

• Catron broke up a no-hitter in the fifth inning by hitting his second home run of the year off Missouri starting pitcher Tanner Houck. In his next at-bat, Catron delivered

a two RBI triple, his first of the season.

### **Coming in to pitch...Cody Scroggins?**

- True freshman Cody Scroggins is redefining the word utility player. Having already played three infield positions this year, the Bentonville-native even pitched against Missouri and Ole Miss.
- Against Ole Miss, Scroggins pitched his second inning of the year, giving up no runs and picked up his first collegiate strikeout.
- Scroggins gave up his first run of the year in one inning of work against Florida (4/15), but it was the only run the Gators score in the ninth inning, coming off a wild pitch.
- Scroggins, who not only pitched back in high school at Bentonville High, just north of Fayetteville, he also played football and was the 10th-highest rated baseball recruit out of the state of Arkansas.
- At the plate, he's batting .200 with three hits, two RBI, two runs scored and two stolen bases.

### **Van Horn by the Numbers**

- Dave Van Horn made his sixth career appearance in the College World Series during the 2015 season, more than any other head coach in the SEC.
- In his 13 seasons at Arkansas, Van Horn has led the Razorbacks to four College World Series appearances, five Super Regionals and 13 NCAA Tournament berths.
- The skipper eclipsed the 500-win mark at Arkansas on April 5 against Auburn and has a total of 542 wins, averaging more than 40 wins per season.

### **Speedy Simms Making An Impact Off Bench**

- Redshirt freshman Darien Simms made his second career start in the finale against South Carolina.
- The speedy Simms hit in the lead-off spot, going 1-for-4 with one run scored and one walk. His lone hit being on a perfect bunt down the third base line.
- Simms, then, came through again with a pinch hit single against ULM with a pinch hit single late in the game to provide Arkansas an insurance run in a 3-1 victory.
- Simms has six hits on the year in 25 at-bats (.240) and also has four stolen bases, tied for second-best on the team.

### **Loseke Making Case For Starting Role**

- Freshman Barrett Loseke was given the opportunity for his first career start in the series

finale against Western Illinois.

- Loseke didn't dissappoint going a season-long four innings, while only giving up one hit with no runs.
- He made his second-career start in game two of the South Carolina series and still had a solid outing, going four innings with only three hits given up and two earned runs with three strikeouts.
- Loseke now has the fifth-highest innings pitched total (23.1) out of any pitcher that has started at least one game this season. Only Dominic Taccolini (42.0) and Keaton McKinney (35.2), Blaine Knight (30.0) and Zach Jackson (32.1) have totaled more innings that Loseke this season.

### **The Flyin' Hawaiian - Rick Nomura**

- Senior infielder Rick Nomura seemed to break out of his hitting slump as he hit his second home run of the season in Arkansas' 9-3 win over the Leathernecks to secure the series win. Nomura went 4-for-5 in the game, a career-high in hits and scored three runs, while driving in two.
- Nomura hit his third home run vs. Grambling State, part of a 3-for-4 day with a career-high four runs scored.
- Nomura wasn't a slouch in the SEC series-opening weekend either against South Carolina as he had three hits in 12 at-bats (.250), two of this hits being for extra-bases and two runs scored.
- Since the weekend at South Carolina, Nomura has five multi-hit games, including a 5-for-12 (.417) series against Auburn with three RBI and four runs scored.

### **Power Up! Hog Offense Doesn't Slack**

- The Razorback offense has been putting up some big numbers heading into the seventh weekend of SEC play. Batting .280 as a team with 257 runs, 72 doubles, eight triples, 39 home runs and 226 RBI.
- The home run total ties for the highest total in the SEC with Texas A&M.
- In eight games this season, Arkansas has scored 10 runs or more including its most recent 14-run outing in Memphis. Twice the Hogs have eclipsed the 20-run mark, both vs. Mississippi Valley State.
- 10 different players have hit at least one home run this season, which is the most out of any team in the SEC and ranks among the top five in the nation.

### **Carson Shaddy Breaks Out the Bat**

- Against Grambling State, sophomore third baseman Carson Shaddy did something that a Razorback hadn't done since 2010, tally six RBI in a single-game.
- Not since 2010 with Zack Cox and Brett Eibner had a Razorback had six or more RBI in a game. Eibner's came in an NCAA Regional game against the same Grambling State team. Eibner finished with three home runs and seven RBI.
- Shaddy went 3-for-3 with two doubles, two runs scored and six RBI against the Tigers, setting a new career-high for doubles and RBI in a single-game.
- The Fayetteville-native had notched an RBI in five-straight games before putting up six against Grambling State. The two doubles were also his first two-baggers of the season.
- Even with the three losses to South Carolina, Shaddy went 8-for-17 (.471) over the five-game stretch with four doubles and 11 RBI.

### **Seeing Double - Arkansas and Double Plays**

- Arkansas' infield has been one of the best in the nation so far this year and the numbers don't lie. 34 double plays have been turned by the Hogs through the season's 40 games.
- The Hogs turned two double plays against No. 25 Creighton last week, giving the team eight games with two or more double plays turned this year.
- The season-high three double plays came on the final day of the Houston College Classic when the Razorbacks defeated Texas A&M at Minute Maid Park, 10-6, and also in the final game against No. 2 Florida.
- The 34 double plays ranks sixth in the SEC.

### **Michael Bernal Turns In Career Week**

- Nobody on the Razorback roster probably had a better week than Michael Bernal had against Mississippi Valley State and the field at the Houston College Classic. Bernal hit an even .400 with four home runs and 11 RBI, three home runs at Minute Maid Park.
- Bernal had a career performance against No. 9 Houston, going 2-for-4 with five RBI and two home runs. The home run and RBI total were both single-game career-highs.
- With his two home run game, Bernal became only the third Razorback since 2014 to hit two home runs in a game. Teammate Carson Shaddy hit two against Mississippi Valley State and Andrew Benintendi had two separate games where he hit two home runs in 2015.



## STARTING PITCHER PROFILES

55    ISAIAH CAMPBELL    FR    RHP

**2016 (Freshman)**

Made seven appearances in 2016, three being starts (Miss. Valley State, Grambling State, Memphis)...Compiled a 4.15 ERA through 13.1 innings with 12 strikeouts, six runs given up and just two walk...Made first collegiate start vs. Miss. Valley State (2/23)...Went 2.0 innings, giving up just one earned run on two hits with one strikeout and picking up his first win...Made second start vs. Grambling State (3/15), going a season-high 4.0 innings and allowing three earned runs on four hits with a season-high four strikeouts on 57 pitches...Came on in relief against No. 12 South Carolina (3/18), tossing 1.0 innings, allowing one earned run, a home run....Made third career start at Memphis in AutoZone Park, giving up no runs on 2.2 innings with just two hits and two strikeouts... Came out of bullpen against No. 14 Ole Miss and No. 2 Florida, throwing three innings combined and giving up just one earned run on six hits with four strikeouts...Earned third win of the year after going 3.0 innings against No. 25 Creighton, his third midweek win of the year.

**High School**

Played for head coach Josh Perkins ; Named a top 500 prospect by Perfect Game, including the No. 206 right-handed pitcher in the country ; Ranked as the No. 7 prospect in the state of Kansas and the No. 4 right-handed pitcher in the state ; As a senior, went 5-1 with a 1.66 ERA, while striking out 42 in 33.2 innings ; As a junior, went 5-1 with a 2.60 ERA, while striking out 60 in 35 innings ; As a sophomore, went 5-2 with a 1.40 ERA, while striking out 52 in 37 innings ; Named Perfect Game Underclass High Honorable Mention in 2014 ; Also played basketball as a freshman and sophomore ; Graduated with a 4.125 GPA ; Four-time president's honor roll ; Member of the National Honor Society ; Most memorable athletic moments were playing at Citi Field for the Metropolitan Baseball Classic and pitching in the state semifinal game as a freshman.

**CAREER HIGHS**

INNINGS: 4.0 vs. Grambling State (3/15/16)  
 HITS ALLOWED: 4 vs. Grambling State (3/15/16)  
 RUNS ALLOWED: 3 vs. Grambling State (3/15/16)  
 EARNED RUNS ALLOWED: 3 vs. Grambling State (3/15/16)  
 STRIKEOUTS: 4 vs. Grambling State (3/15/16)  
 WALKS: 1, 2x, last at Memphis (4/6/16)  
 PITCHES: 57 vs. Grambling State (3/15/16)

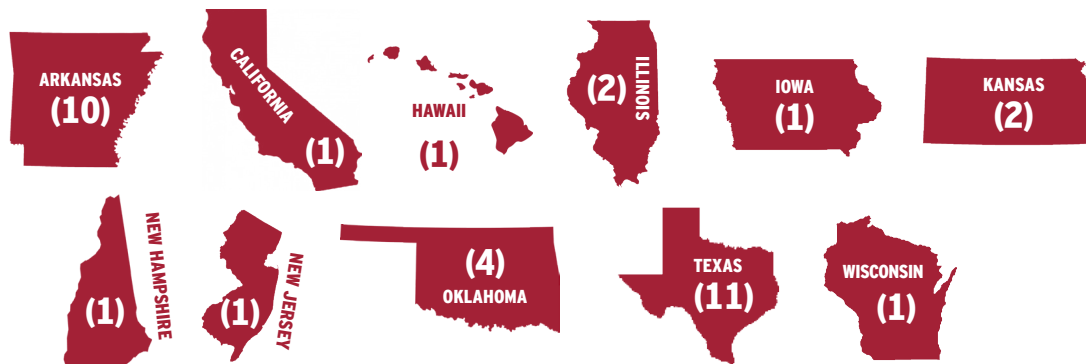
**CAREER STATISTICS**

| Year         | ERA         | W-L        | App-GS     | IP          | H         | R        | ER       | BB       | SO        | B/Avg       |
|--------------|-------------|------------|------------|-------------|-----------|----------|----------|----------|-----------|-------------|
| 2016         | 3.38        | 3-0        | 8-4        | 16.0        | 18        | 9        | 6        | 2        | 14        | .291        |
| <b>TOTAL</b> | <b>3.38</b> | <b>3-0</b> | <b>8-4</b> | <b>16.0</b> | <b>18</b> | <b>9</b> | <b>6</b> | <b>2</b> | <b>14</b> | <b>.291</b> |

**ROSTER BREAKDOWN**

| ALPHABETICAL |                   |          | BY CLASS |                      |       | BY POSITION |                     |          |
|--------------|-------------------|----------|----------|----------------------|-------|-------------|---------------------|----------|
| No.          | Name              | Pos.     | No.      | Name                 | Cl.   | No.         | Name                | Pos.     |
| 10           | Josh Alberius     | INF/RHP  | 47       | Michael Brawner (13) | Fr.   | 44          | Alex Gosser (4)     | C        |
| 15           | Jake Arledge      | OF       | 55       | Isaiah Campbell      | Fr.   | 33          | Grant Koch          | C        |
| 26           | Jack Benninghoff  | OF       | 8        | Eric Cole            | Fr.   | 27          | Tucker Pennell      | C        |
| 3            | Michael Bernal    | INF      | 18       | Anthony Dahl         | Fr.   | 20          | Carson Shaddy       | C/INF/OF |
| 17           | Luke Bonfield     | OF       | 13       | Ty Harris            | Fr.   | 3           | Michael Bernal (8)  | INF      |
| 47           | Michael Brawner   | LHP      | 16       | Blaine Knight        | Fr.   | 10          | Josh Alberius       | INF/RHP  |
| 55           | Isaiah Campbell   | RHP      | 33       | Grant Koch           | Fr.   | 9           | Clark Eagan         | INF/OF   |
| 19           | Austin Catron     | OF/1B    | 45       | Kevin Kopps          | Fr.   | 29          | Cullen Gassaway     | INF      |
| 36           | Cannon Chadwick   | RHP      | 46       | Barrett Loseke       | Fr.   | 1           | Rick Nomura         | INF      |
| 8            | Eric Cole         | OF       | 21       | Kacey Murphy         | Fr.   | 5           | Cody Scroggins      | INF      |
| 18           | Anthony Dahl      | RHP      | 34       | Jake Reindl          | Fr.   | 24          | Chad Spanberger     | INF/OF   |
| 9            | Clark Eagan       | INF/OF   | 37       | Weston Rogers        | Fr.   | 20          | Carson Shaddy       | C/INF/OF |
| 29           | Cullen Gassaway   | INF      | 5        | Cody Scroggins       | Fr.   | 15          | Jake Arledge (8)    | OF       |
| 44           | Alex Gosser       | C        | 4        | Drew Tyler           | Fr.   | 26          | Jack Benninghoff    | OF       |
| 13           | Ty Harris         | LHP      | 26       | Jack Benninghoff (2) | R-Fr. | 17          | Luke Bonfield       | OF       |
| 30           | Hunter Hart       | RHP      | 7        | Darien Simms         | R-Fr. | 19          | Austin Catron       | OF/1B    |
| 32           | Zach Jackson      | RHP      | 17       | Luke Bonfield (4)    | So.   | 8           | Eric Cole           | OF       |
| 16           | Blaine Knight     | RHP      | 30       | Hunter Hart          | So.   | 20          | Carson Shaddy       | C/INF/OF |
| 33           | Grant Koch        | C        | 11       | Keaton McKinney      | So.   | 24          | Chad Spanberger     | INF/OF   |
| 45           | Kevin Kopps       | RHP      | 24       | Chad Spanberger      | So.   | 7           | Darien Simms        | OF       |
| 46           | Barrett Loseke    | RHP      | 20       | Carson Shaddy (1)    | R-So. | 47          | Michael Brawner (5) | LHP      |
| 11           | Keaton McKinney   | RHP      | 15       | Jake Arledge (9)     | Jr.   | 13          | Ty Harris           | LHP      |
| 21           | Kacey Murphy      | LHP      | 19       | Austin Catron        | Jr.   | 21          | Kacey Murphy        | LHP      |
| 1            | Rick Nomura       | INF      | 36       | Cannon Chadwick      | Jr.   | 38          | Jordan Rodriguez    | LHP      |
| 27           | Tucker Pennell    | C        | 9        | Clark Eagan          | Jr.   | 37          | Weston Rogers       | LHP      |
| 34           | Jake Reindl       | RHP      | 44       | Alex Gosser          | Jr.   | 10          | Josh Alberius (14)  | RHP      |
| 38           | Jordan Rodriguez  | LHP      | 32       | Zach Jackson         | Jr.   | 55          | Isaiah Campbell     | RHP      |
| 37           | Weston Rogers     | LHP      | 38       | Jordan Rodriguez     | Jr.   | 36          | Cannon Chadwick     | RHP      |
| 5            | Cody Scroggins    | INF      | 25       | Dominic Taccolini    | Jr.   | 18          | Anthony Dahl        | RHP      |
| 20           | Carson Shaddy     | C/INF/OF | 28       | James Teague         | Jr.   | 30          | Hunter Hart         | RHP      |
| 7            | Darien Simms      | OF       | 10       | Josh Alberius (1)    | R-Jr. | 32          | Zach Jackson        | RHP      |
| 24           | Chad Spanberger   | INF/OF   | 29       | Cullen Gassaway (4)  | Sr.   | 16          | Blaine Knight       | RHP      |
| 25           | Dominic Taccolini | RHP      | 1        | Rick Nomura          | Sr.   | 45          | Kevin Kopps         | RHP      |
| 28           | James Teague      | RHP      | 27       | Tucker Pennell       | Sr.   | 46          | Barrett Loseke      | RHP      |
| 14           | Doug Willey       | RHP      | 14       | Doug Willey          | Sr.   | 11          | Keaton McKinney     | RHP      |
|              |                   |          | 3        | Michael Bernal (1)   | R-Sr. | 34          | Jake Reindl         | RHP      |
|              |                   |          |          |                      |       | 25          | Dominic Taccolini   | RHP      |
|              |                   |          |          |                      |       | 28          | James Teague        | RHP      |
|              |                   |          |          |                      |       | 14          | Doug Willey         | RHP      |

**PLAYERS BY STATE**





## 2016 NUMERICAL ROSTER

| No. | Player            | Pos.    | B/T | Yr.  | Ht.  | Wt. | Hometown/Previous School                          |
|-----|-------------------|---------|-----|------|------|-----|---|
| 1   | Rick Nomura       | INF     | S/R | Sr   | 5-9  | 175 | Waipahu, Hawaii / Alvin Community College         |
| 3   | Michael Bernal    | INF     | R/R | R-Sr | 5-11 | 190 | El Paso, Tex. / New Mexico JC                     |
| 5   | Cody Scroggins    | INF     | R/R | Fr   | 6-0  | 175 | Bentonville, Ark. / Bentonville HS                |
| 7   | Darien Simms      | OF      | L/L | R-Fr | 5-7  | 165 | Spring, Texas / Northland Christian HS            |
| 8   | Eric Cole         | OF      | S/R | Fr   | 5-11 | 190 | Southlake, Texas / Southlake Carroll HS           |
| 9   | Clark Eagan       | INF/OF  | L/R | Jr   | 6-2  | 200 | Appleton, Wis. / Appleton North HS                |
| 10  | Josh Alberius     | INF/RHP | R/R | R-Jr | 5-11 | 170 | Little Rock, Ark. / Little Rock Christian Academy |
| 11  | Keaton McKinney   | RHP     | R/R | So   | 6-5  | 230 | Ankeny, Iowa / Centennial HS                      |
| 13  | Ty Harris         | LHP     | L/L | Fr   | 6-1  | 180 | Rogers, Ark. / Rogers Heritage HS                 |
| 14  | Doug Willey       | RHP     | R/R | Sr   | 6-2  | 220 | Shelburne, N.H. / Franklin Pierce Univ.           |
| 15  | Jake Arledge      | OF      | R/R | Jr   | 5-9  | 180 | Huntington Beach, Calif. / Panola JC              |
| 16  | Blaine Knight     | RHP     | R/R | Fr   | 6-3  | 165 | Bryant, Ark. / Bryant HS                          |
| 17  | Luke Bonfield     | OF      | R/R | So   | 6-3  | 200 | Skillman, N.J. / IMG Academy                      |
| 18  | Anthony Dahl      | RHP     | R/R | Fr   | 6-4  | 195 | Angleton, Texas / Brazoswood HS                   |
| 19  | Austin Catron     | OF/1B   | S/L | Jr   | 6-1  | 210 | Stilwell, Okla. / Connors State College           |
| 20  | Carson Shaddy     | 3B/C/OF | R/R | R-So | 5-11 | 185 | Fayetteville, Ark. / Fayetteville HS              |
| 21  | Kacey Murphy      | LHP     | L/L | Fr   | 6-0  | 190 | Rogers, Ark. / Rogers Heritage HS                 |
| 24  | Chad Spanberger   | INF/OF  | L/R | So   | 6-3  | 235 | Granite City, Ill. / Granite City HS              |
| 25  | Dominic Taccolini | RHP     | R/R | Jr   | 6-3  | 230 | Sugar Land, Texas / Kempner HS                    |
| 26  | Jack Benninghoff  | OF      | R/R | R-Fr | 5-11 | 200 | Overland Park, Kan. / Rockhurst HS                |
| 27  | Tucker Pennell    | C       | R/R | Sr   | 6-2  | 200 | Georgetown, Texas / Temple Junior College         |
| 28  | James Teague      | RHP     | R/R | Jr   | 6-0  | 195 | Bartlesville, Okla. / Bartlesville HS             |
| 29  | Cullen Gassaway   | INF     | R/R | Sr   | 6-2  | 220 | Bedford, Texas / Blinn Junior College             |
| 30  | Hunter Hart       | RHP     | R/R | So   | 6-3  | 190 | St. Joseph, Ill. / Kaskaskia JC                   |
| 32  | Zach Jackson      | RHP     | R/R | Jr   | 6-4  | 215 | Berryhill, Okla. / Berryhill HS                   |
| 33  | Grant Koch        | C       | R/R | Fr   | 6-0  | 195 | Fayetteville, Ark. / Fayetteville HS              |
| 34  | Jake Reindl       | RHP     | R/R | Fr   | 6-1  | 190 | Fayetteville Ark. / Shiloh Christian              |
| 36  | Cannon Chadwick   | RHP     | R/R | Jr   | 6-0  | 195 | Paris, Texas / Paris Junior College               |
| 37  | Weston Rogers     | LHP     | L/L | Fr   | 6-4  | 215 | Springdale, Ark. / Har-Ber HS                     |
| 38  | Jordan Rodriguez  | LHP     | L/L | Jr   | 5-11 | 190 | Houston, Texas / Alvin CC                         |
| 44  | Alex Gosser       | C       | L/R | Jr   | 6-0  | 215 | North Little Rock, Ark / North Little Rock HS     |
| 45  | Kevin Kopps       | RHP     | R/R | Fr   | 6-0  | 195 | Sugar Land, Texas / George Ranch HS               |
| 46  | Barrett Loseke    | RHP     | R/R | Fr   | 6-0  | 170 | Tulsa, Okla. / Jenks HS                           |
| 47  | Michael Brawner   | LHP     | L/L | Fr   | 6-3  | 200 | Victoria, Texas / St. Joseph HS                   |
| 55  | Isaiah Campbell   | RHP     | R/R | Fr   | 6-4  | 230 | Olathe, Kan. / Olathe South HS                    |

## Coaches and Support Staff

|                            |   |
|----------------------------|---|
| Head Coach:                | 2 Dave Van Horn, 14th Season (Arkansas, 1988)       |
| Assistant Coach:           | 22 Tony Vitello, 3rd Season (Missouri, 2002)        |
| Assistant Coach:           | 31 Dave Jorn, 20th Season (SE Missouri State, 1981) |
| Volunteer Assistant Coach: | 35 Christian Kowalchuk, 2nd Season (Arkansas, 2011) |
| Student Asst. Coaches:     | 6 Max Hogan, 1st Season                             |
| Director of Operations:    | Clay Goodwin, 9th Season (Arkansas, 2005)           |
| Athletic Trainer:          | Corey Wood  |
| Strength & Conditioning    | Mike Strouhal                                       |
| Managers:                  | Jordan Larkan, Michael McCann, Hayden Sutton        |

## Pronunciation Guide

|                   |                          |
|-------------------|--------------------------|
| Josh Alberius     | al-BEER-ee-us            |
| Grant Koch        | Cook                     |
| Rick Nomura       | NO-mura                  |
| Tucker Pennell    | PEN-el                   |
| Carson Shaddy     | shad-EE                  |
| Dominic Taccolini | Dom-i-nick Tac-O-Lee-nee |
| Tony Vitello      | VIE-tell-oh              |

**QUICK FACTS**

**GENERAL INFORMATION**  
 Location: Fayetteville, Arkansas  
 Founded: 1871  
 Enrollment: 26,754  
 Nickname: Razorbacks  
 School Colors: Cardinal (PMS 202) and White  
 Conference: Southeastern (Western Division)  
 Chancellor: Dr. Joseph E. Steinmetz (C. Michigan, 1977)  
 System President: Dr. Donald R. Bobbitt (Arkansas, 1980)  
 Athletic Director: Jeff Long (Ohio Wesleyan, 1982)  
 Faculty Athletic Rep.: Dr. Sharon Hunt (Arkansas, 1973)

**BAUM STADIUM**  
 Home Facility: Baum Stadium at George Cole Field  
 Capacity: 10,737 (8,237 Chairbacks)  
 Largest Crowd: 11,742 vs. Auburn (April 26, 2014)  
 Stadium Opening: April 13, 1996  
 Dedication: May 3, 1996  
 Field Dimension: LL - 320, LC - 375, CF - 400, RC - 365, RL - 320  
 Surface: Grass

**COACHING STAFF**  
 Head Coach: Dave Van Horn (Arkansas, 1988)  
 Record at Arkansas: 524-295 (14th season)  
 Overall Division I Record: 844-452 (22nd season)  
 Overall as a Head Coach: 1,109-535 (27th season)  
 Van Horn's DI Postseason App. (Total/at UA): 17/13  
 Van Horn's College World Series Appearances: 6  
 (Neb: 2001, 2002; Ark: 2004, 2009, 2012, 2015)  
 Assistant Coach/Recruiting Coord.: Tony Vitello (Missouri, 2002)  
 Pitching Coach: Dave Jorn (SE Missouri St., 1981)  
 Volunteer Assist. Coach: Christian Kowalchuk (Arkansas, 2011)  
 Student Asst. Coaches: Tim Carver, Jake Wise  
 Dir. of Baseball Operations: Clay Goodwin (Arkansas, 2005)  
 Athletic Trainer: Corey Wood (East Carolina, 2008)  
 Strength & Conditioning: Mike Strouhal  
 Managers: Jordan Larkan, Michael McCann

**HISTORY**  
 First Year of Arkansas Baseball: 1897  
 Years of Varsity Baseball at Arkansas: 92  
 (1897, 1901-03, 05, 08-16, 19-20, 22-29, 47-15)  
 All-Time Program Record: 2,077-1,315-6 (.611)  
 All-Time Conference Record/Years: SEC: 354-337 (.506)/23  
 SWC: 264-205 (.563)/24  
 Combined: 619-539 (.531)/47  
 Conference Titles/Years: SEC Overall: 2/1999, 2004  
 SEC Western Division: 4/1999, 2004, 2007, 2011  
 SWC: 2/1989, 1990  
 Conference Tournament Record/Years: SEC: 28-37 (.420)/21  
 SWC: 18-25 (.419)/14  
 Combined: 46-62 (.423)/35  
 Conference Tournament Titles/Years: SEC: None  
 SWC: 1/1985  
 NCAA Postseason Appearances: 28  
 (1973, 79-80, 83, 85-90, 95-96, 98-99, 2002-15)  
 NCAA Postseason Record: 71-61 (.537)  
 College World Series Appearances: 8  
 (1979, 1985, 1987, 1989, 2004, 2009, 2012, 2015)  
 College World Series Record: 11-16 (.407)  
 NCAA Super Regional Appearances: 6  
 (2002, 2004, 2009, 2010, 2012, 2015)  
 NCAA Super Regional Record: 9-6 (.600)  
 NCAA Regional Appearances: 28  
 NCAA Regional Record: 51-39 (.566)  
 Overall NCAA Regional Hosts: 5 (1999, 2004, 2006, 2007, 2010)  
 Overall NCAA Super Regional Hosts: 2 (2004, 2015)  
 Best NCAA Finish: 1979 National Runner-up

**GAME CREDENTIALS**

Members of the media should contact John Thomas to request individual game credentials for Razorback baseball home games. Credential requests should be made no later than noon (CT) the day before the scheduled contest and should be directed by e-mail to John Thomas. Credential requests for away games should be made to the communications contact of the home team. Only fully accredited personnel directly involved in the coverage of the game will be admitted. Credentials are non-transferable.

**INTERVIEW POLICY**

Please direct all requests for interviews with coaches and players to John Thomas. For home SEC weekends, Coach Dave Van Horn will hold his weekly press conference on Thursday with players and assistant coaches available prior to Thursday's practice. On road SEC weekends, Coach Van Horn will hold his weekly press conference on Wednesday with players and assistant coaches available prior to Wednesday's practice. Players are not available for interviews on gamedays, except for post-game interviews. Post-game press conferences are held in the indoor batting cages located down the third base line. Coach Van Horn will address the media first, followed by the two or three most requested Razorback players. In the event of a doubleheader, the only Arkansas player available between games for interviews is the starting pitcher of game one. The Arkansas clubhouse is off limits to the media at all times.

**E-MAIL UPDATES**

Members of the media may request to be added to the Arkansas communications baseball e-mail group. Subscribers will receive game notes, game stories and other information. To subscribe, send a request to John Thomas. Please identify yourself and your organization in your request as this service is only available to members of the media.

**GAMEDAY MEDIA SERVICES**

The Arkansas communications staff provides scorecards, rosters, updated statistics and results for each team in the Baum Stadium press box prior to home games. Box scores, play-by-play and any postgame notes are disseminated approximately 10 minutes after the conclusion of the game. An Associated Press-style game story is also produced by the communications office. Members of the media may request these stories be sent to their organization via e-mail by contacting a member of the communications office.

**RAZORBACK SPORTS NETWORK**

For the 24th consecutive season, every pitch of the Arkansas baseball season can be heard on the Razorback Sports Network from IMG College. The network spans the state of Arkansas and can also be heard in neighboring states as well as across the globe via the internet. The Razorback Baseball Radio Network is one of the largest collegiate baseball radio networks in the nation. With more than 20 affiliates, Razorback baseball games are never more than a dial away no matter where an Arkansas fan resides.

**PHOTOGRAPHERS**

No cameras are allowed on the Baum Stadium playing surface during games. Photographers are encouraged to use the photo wells at the end of each dugout and behind home plate.

**RADIO AFFILIATES FROM IMG**

|                  |                     |       |
|------------------|---------------------|-------|
| Arkadelphia      | KYXK-FM             | 106.9 |
| Conway           | KASR-FM             | 92.7  |
| Crossett         | KAGH-FM             | 104.9 |
| El Dorado        | KELD-FM             | 106.5 |
| Fayetteville     | KQSM-FM             | 92.1  |
| Forrest City     | KXJK-AM             | 950   |
| Fort Smith       | KHGG-FM             | 103.1 |
| Fort Smith       | KHGG-AM             | 1580  |
| Glenwood         | KWXI-FM             | 98.9  |
| Glenwood         | KWXI-AM             | 670   |
| Helena           | KFFA-AM             | 1360  |
| Helena           | KFFA-FM             | 103.1 |
| Hope             | KXAR-AM (SEC Games) | 1490  |
| Little Rock      | KABZ-FM             | 103.7 |
| Marshall         | KBCN-FM             | 104.3 |
| Mena             | KTTG-FM             | 96.3  |
| Prescott         | KTPA-AM (SEC Games) | 1370  |
| Rogers           | KURM-AM             | 790   |
| Rogers           | KURM-FM             | 100.3 |
| Russellville     | KARV-AM             | 610   |
| Russellville     | KARV-FM             | 101.3 |
| Stuttgart        | KWAK-FM             | 105.5 |
| Texarkana, Texas | KKTK-AM             | 1400  |



## MLB BOUND



Arkansas has had 21 players drafted in the last three seasons, good for a tie for third-most in the nation over that span. The Razorbacks had a program record 11 players selected in the 2013 MLB Draft to lead the country.

|               |    |
|---------------|----|
| FLORIDA       | 22 |
| LSU           | 22 |
| RAZORBACKS    | 21 |
| OKLAHOMA      | 21 |
| FLORIDA STATE | 20 |
| TCU           | 20 |
| VANDERBILT    | 20 |
| LOUISVILLE    | 19 |
| OREGON STATE  | 19 |
| STANFORD      | 19 |
| UCLA          | 19 |
| ARIZONA STATE | 19 |

## OMAHA BOUND

Dave Van Horn has made more CWS appearances than any current head coach in the SEC.

|                        |   |   |   |   |   |   |
|------------------------|---|---|---|---|---|---|
| Dave Van Horn (ARK)    | 1 | 2 | 3 | 4 | 5 | 6 |
| Paul Mainieri (LSU)    | 1 | 2 | 3 | 4 | 5 |   |
| Kevin O'Sullivan (FLA) | 1 | 2 | 3 | 4 |   |   |
| Tim Corbin (VU)        | 1 | 2 | 3 |   |   |   |
| Dave Serrano (UT)      | 1 | 2 |   |   |   |   |
| Scott Stricklin (UGA)  | 1 |   |   |   |   |   |
| Mike Bianco (UM)       | 1 |   |   |   |   |   |
| John Cohen (MSU)       | 1 |   |   |   |   |   |
| Chad Holbrook (SC)     | 1 |   |   |   |   |   |



## PRESEASON PROPS

<<<< ZACH JACKSON  
Golden Spikes Award Watch List  
NCBWA Stopper of the Year Watch List  
Louisville Slugger All-America first team  
NCBWA All-America first team  
Perfect Game All-America first team  
All-SEC first team

CLARK EAGAN  
All-SEC second team

RICK NOMURA  
All-SEC second team

### The Baum Way

- Arkansas finished No. 2 in the country in average attendance for the third straight year with 8,290 fans per game in 2015. The Razorbacks posted school records in actual attendance and tickets sold for a single game.
- The actual crowd of 12,167 against Missouri State on June 6 was the largest crowd in Baum Stadium history. The 12,167 fans also marked the third largest Super Regional crowd in NCAA history.
- After setting the Baum Stadium attendance record in game one of the Fayetteville Super Regional with 11,869, Razorback fans followed suit Saturday, breaking the record in less than 24 hours with 12,167 on hand. In the Fayetteville Super Regional, three of the top four attendance marks at the eight Super Regional sites were all at Baum Stadium, totaling 35,730 over the three games. Game 1: 11,869 | Game 2: 12,167 | Game 3: 11,694
- The three NCAA Fayetteville Super Regional crowds marked the three largest crowds in Baum Stadium history.
- Arkansas was home to three of the top four postseason crowds in 2015 during Regionals and Super Regionals.
- The 12,589 tickets sold against Mississippi State on April 25 marked the 14th largest on-campus crowd in NCAA history.

### Shriners Hospitals for Children College Classic

All three of Arkansas' games against No. 20 Rice, No. 12 Houston and No. 25 Texas Tech at the Shriners Hospitals for Children College Classic held at Minute Maid Park in Houston next weekend can be seen on national TV. All three of Arkansas' games will be live nationally on MLB Network, but blacked out in Arkansas, Oklahoma, Texas, Louisiana and New Mexico. The games will be broadcast in those aforementioned states on Cox Sports or Root Sports Southwest found on AT&T U-Verse (Ch. 758 and Ch. 1758) and DirecTV (Ch. 674).



Benintendi was selected by the Boston Red Sox with the seventh overall pick in the 2015 MLB Draft. He was the third-highest draft pick in program history and the eighth Razorback to be taken in the first round.

## #BennyBaseball - 2015 NATIONAL PLAYER OF THE YEAR

### Awards and Accolades

- Golden Spikes Award
- Dick Howser Trophy
- Southeastern Conference Player of the Year
- Collegiate Baseball National Player of the Year
- Baseball America National Player of the Year

### #BennyBaseball Breakdown

- Was the first SEC Player of the Year in program history.
- Was the first National Player of the Year in program history.
- Was the first Golden Spikes Award and Dick Howser Trophy winner in program history.
- Was the first Razorback to win a major SEC award since Nick Schmidt won Pitcher of the Year in 2006.
- Is the first player in school history with at least 15 home runs and 20 stolen bases in a season.
- Was the first NCAA Division I player in seven years to hit 20-plus home runs and steal 20-plus bases.
- Was the first player in SEC history to win the batting title, home run title and Player of the Year.
- Became the third player in SEC history to finish the year as the league leader in home runs and batting average.
- Was the first Razorback in school history to lead the nation in home runs (20).
- Was one of only two players in the country with 15-plus home runs and 20-plus stolen bases.
- Led the SEC in batting average, home runs, slugging percentage, on base percentage and walks.
- Led all sophomores in the country in batting average, home runs and slugging percentage.

2016 OVERALL STATISTICS



Arkansas Baseball  
Overall Statistics for Arkansas (as of Apr 24, 2016)  
(All games Sorted by Batting avg)



Record: 24-16 Home: 18-8 Away: 3-8 Neutral: 3-0 SEC: 6-12

| Player               | avg  | gp-gs | ab   | r   | h   | 2b | 3b | hr | rbi | tb  | slg% | bb  | hp | so  | gdp | ob%  | sf | sh | sb-att | po   | a   | e  | fld%  |  |
|----------------------|------|-------|------|-----|-----|----|----|----|-----|-----|------|-----|----|-----|-----|------|----|----|--------|------|-----|----|-------|--|
| 20 Carson Shaddy     | .336 | 39-38 | 146  | 32  | 49  | 10 | 0  | 5  | 27  | 74  | .507 | 17  | 3  | 34  | 3   | .408 | 3  | 0  | 4-6    | 40   | 58  | 12 | .891  |  |
| 17 Luke Bonfield     | .333 | 35-34 | 120  | 24  | 40  | 9  | 0  | 6  | 28  | 67  | .558 | 15  | 2  | 32  | 1   | .413 | 1  | 0  | 0-2    | 23   | 0   | 1  | .958  |  |
| 9 Clark Eagan        | .313 | 40-40 | 160  | 24  | 50  | 6  | 1  | 3  | 25  | 67  | .419 | 18  | 3  | 26  | 1   | .384 | 4  | 3  | 5-6    | 156  | 18  | 1  | .994  |  |
| 29 Cullen Gassaway   | .308 | 30-29 | 107  | 14  | 33  | 5  | 1  | 0  | 22  | 40  | .374 | 12  | 0  | 23  | 3   | .369 | 3  | 2  | 2-2    | 221  | 13  | 2  | .992  |  |
| 3 Michael Bernal     | .287 | 39-39 | 143  | 31  | 41  | 8  | 0  | 8  | 35  | 73  | .510 | 10  | 5  | 23  | 3   | .352 | 1  | 1  | 0-1    | 54   | 129 | 7  | .963  |  |
| 1 Rick Nomura        | .267 | 39-37 | 135  | 30  | 36  | 10 | 1  | 3  | 21  | 57  | .422 | 20  | 2  | 14  | 3   | .363 | 3  | 2  | 3-5    | 89   | 118 | 2  | .990  |  |
| 27 Tucker Pennell    | .248 | 36-31 | 105  | 11  | 26  | 10 | 0  | 2  | 10  | 42  | .400 | 9   | 3  | 17  | 1   | .325 | 0  | 3  | 2-3    | 252  | 47  | 4  | .987  |  |
| -----                |      |       |      |     |     |    |    |    |     |     |      |     |    |     |     |      |    |    |        |      |     |    |       |  |
| 33 Grant Koch        | .283 | 19-13 | 46   | 9   | 13  | 2  | 1  | 2  | 11  | 23  | .500 | 9   | 2  | 9   | 2   | .421 | 0  | 0  | 0-0    | 58   | 10  | 1  | .986  |  |
| 15 Jake Arledge      | .275 | 31-22 | 80   | 24  | 22  | 5  | 3  | 2  | 9   | 39  | .488 | 17  | 5  | 18  | 2   | .423 | 2  | 1  | 4-4    | 34   | 2   | 0  | 1.000 |  |
| 19 Austin Catron     | .260 | 22-18 | 73   | 11  | 19  | 1  | 1  | 2  | 15  | 28  | .384 | 6   | 1  | 14  | 3   | .317 | 2  | 2  | 1-2    | 23   | 1   | 1  | .960  |  |
| 7 Darien Simms       | .240 | 21-4  | 25   | 11  | 6   | 0  | 0  | 0  | 3   | 6   | .240 | 3   | 2  | 7   | 0   | .367 | 0  | 2  | 5-5    | 6    | 0   | 0  | 1.000 |  |
| 24 Chad Spanberger   | .236 | 24-20 | 72   | 11  | 17  | 4  | 0  | 6  | 13  | 39  | .542 | 9   | 2  | 24  | 0   | .337 | 0  | 1  | 0-0    | 27   | 0   | 0  | 1.000 |  |
| 8 Eric Cole          | .231 | 26-19 | 78   | 12  | 18  | 2  | 0  | 0  | 4   | 20  | .256 | 10  | 1  | 20  | 0   | .322 | 1  | 4  | 1-1    | 21   | 0   | 0  | 1.000 |  |
| 5 Cody Scroggins     | .154 | 18-8  | 26   | 4   | 4   | 0  | 0  | 0  | 2   | 4   | .154 | 4   | 0  | 4   | 1   | .267 | 0  | 2  | 2-2    | 10   | 16  | 0  | 1.000 |  |
| 26 Jack Benninghoff  | .111 | 13-4  | 18   | 6   | 2   | 0  | 0  | 0  | 0   | 2   | .111 | 4   | 0  | 7   | 0   | .273 | 0  | 1  | 0-0    | 4    | 0   | 0  | 1.000 |  |
| 44 Alex Gosser       | .077 | 7-3   | 13   | 3   | 1   | 0  | 0  | 0  | 1   | 1   | .077 | 2   | 0  | 3   | 0   | .188 | 1  | 0  | 0-0    | 17   | 0   | 0  | 1.000 |  |
| 25 Dominic Taccolini | .000 | 1-1   | 0    | 0   | 0   | 0  | 0  | 0  | 0   | 0   | .000 | 0   | 0  | 0   | 0   | .000 | 0  | 0  | 0-0    | 7    | 5   | 0  | 1.000 |  |
| Totals               | .280 | 40    | 1347 | 257 | 377 | 72 | 8  | 39 | 226 | 582 | .432 | 165 | 31 | 275 | 23  | .366 | 21 | 24 | 29-39  | 1058 | 451 | 39 | .975  |  |
| Opponents            | .264 | 40    | 1323 | 199 | 349 | 64 | 4  | 19 | 182 | 478 | .361 | 156 | 35 | 337 | 30  | .354 | 11 | 24 | 37-67  | 1025 | 364 | 61 | .958  |  |

LOB - Team (306), Opp (293). DPs turned - Team (34), Opp (26). CI - Team (1), Koch, G. 1. IBB - Team (5), Eagan, C. 2, Shaddy, C. 1, Bernal, M. 1, Spanberger C 1, Opp (2). Picked off - Spanberger C 2, Eagan, C. 1, Bonfield, L. 1, Arledge, J. 1, Cole, E. 1.

(All games Sorted by Earned run avg)

| Player               | era   | w-l   | app | gs | cg | sho | sv | ip    | h   | r   | er  | bb  | so  | 2b | 3b | hr | b/avg | wp | hp | bks | sfa | sha |
|----------------------|-------|-------|-----|----|----|-----|----|-------|-----|-----|-----|-----|-----|----|----|----|-------|----|----|-----|-----|-----|
| 25 Dominic Taccolini | 4.50  | 4-2   | 11  | 9  | 1  | 1/0 | 0  | 52.0  | 46  | 27  | 26  | 15  | 47  | 6  | 1  | 1  | .240  | 1  | 5  | 0   | 2   | 5   |
| -----                |       |       |     |    |    |     |    |       |     |     |     |     |     |    |    |    |       |    |    |     |     |     |
| 36 Cannon Chadwick   | 1.76  | 1-0   | 8   | 0  | 0  | 0/1 | 0  | 15.1  | 13  | 4   | 3   | 4   | 10  | 2  | 0  | 0  | .241  | 0  | 1  | 0   | 1   | 1   |
| 10 Josh Alberius     | 2.49  | 3-0   | 18  | 0  | 0  | 0/2 | 0  | 25.1  | 23  | 8   | 7   | 7   | 33  | 6  | 0  | 1  | .247  | 1  | 4  | 0   | 1   | 1   |
| 5 Cody Scroggins     | 3.00  | 0-0   | 3   | 0  | 0  | 0/0 | 0  | 3.0   | 1   | 1   | 1   | 2   | 1   | 0  | 0  | 0  | .125  | 2  | 1  | 0   | 0   | 0   |
| 16 Blaine Knight     | 3.24  | 2-0   | 12  | 5  | 0  | 0/0 | 0  | 33.1  | 39  | 13  | 12  | 10  | 32  | 6  | 0  | 1  | .295  | 0  | 0  | 1   | 0   | 3   |
| 14 Doug Willey       | 3.38  | 1-2   | 19  | 0  | 0  | 0/2 | 3  | 21.1  | 23  | 9   | 8   | 3   | 23  | 3  | 0  | 1  | .291  | 0  | 2  | 0   | 1   | 0   |
| 55 Isaiah Campbell   | 3.38  | 3-0   | 8   | 4  | 0  | 0/0 | 0  | 16.0  | 18  | 9   | 6   | 2   | 14  | 2  | 0  | 3  | .286  | 1  | 2  | 0   | 0   | 1   |
| 46 Barrett Loseke    | 3.47  | 1-2   | 11  | 5  | 0  | 0/1 | 0  | 23.1  | 18  | 9   | 9   | 15  | 26  | 2  | 1  | 1  | .217  | 6  | 1  | 0   | 0   | 1   |
| 37 Weston Rogers     | 3.86  | 1-0   | 7   | 4  | 0  | 0/1 | 0  | 14.0  | 12  | 6   | 6   | 2   | 12  | 0  | 0  | 1  | .240  | 1  | 0  | 0   | 0   | 3   |
| 32 Zach Jackson      | 4.12  | 3-4   | 14  | 3  | 1  | 1/0 | 4  | 39.1  | 30  | 22  | 18  | 26  | 48  | 7  | 0  | 2  | .210  | 4  | 4  | 0   | 0   | 5   |
| 38 Jordan Rodriguez  | 5.54  | 0-0   | 17  | 0  | 0  | 0/1 | 1  | 13.0  | 10  | 8   | 8   | 8   | 11  | 2  | 0  | 3  | .213  | 0  | 1  | 0   | 0   | 1   |
| 30 Hunter Hart       | 5.68  | 1-0   | 9   | 0  | 0  | 0/0 | 0  | 12.2  | 11  | 11  | 8   | 11  | 14  | 3  | 0  | 0  | .250  | 6  | 2  | 0   | 1   | 0   |
| 11 Keaton McKinney   | 6.46  | 1-2   | 10  | 9  | 0  | 0/0 | 0  | 39.0  | 45  | 31  | 28  | 25  | 21  | 10 | 1  | 3  | .294  | 4  | 6  | 0   | 1   | 2   |
| 28 James Teague      | 6.75  | 2-3   | 12  | 1  | 0  | 0/0 | 0  | 22.2  | 25  | 19  | 17  | 15  | 25  | 6  | 1  | 1  | .301  | 3  | 2  | 0   | 3   | 1   |
| 21 Kacey Murphy      | 7.56  | 0-0   | 10  | 0  | 0  | 0/1 | 0  | 8.1   | 12  | 7   | 7   | 5   | 8   | 4  | 0  | 0  | .333  | 0  | 1  | 0   | 0   | 0   |
| 34 Jake Reindl       | 8.10  | 0-0   | 4   | 0  | 0  | 0/1 | 0  | 3.1   | 5   | 3   | 3   | 0   | 3   | 1  | 0  | 0  | .333  | 1  | 0  | 0   | 0   | 0   |
| 13 Ty Harris         | 9.64  | 0-0   | 7   | 0  | 0  | 0/2 | 0  | 4.2   | 6   | 5   | 5   | 5   | 2   | 0  | 0  | 1  | .316  | 2  | 1  | 0   | 0   | 0   |
| 18 Anthony Dahl      | 10.50 | 1-1   | 5   | 0  | 0  | 0/0 | 0  | 6.0   | 12  | 7   | 7   | 1   | 7   | 4  | 0  | 0  | .414  | 0  | 2  | 0   | 1   | 0   |
| Totals               | 4.57  | 24-16 | 40  | 40 | 2  | 4/2 | 8  | 352.2 | 349 | 199 | 179 | 156 | 337 | 64 | 4  | 19 | .264  | 32 | 35 | 1   | 11  | 24  |
| Opponents            | 5.69  | 16-24 | 40  | 40 | 1  | 0/0 | 9  | 341.2 | 377 | 257 | 216 | 165 | 275 | 72 | 8  | 39 | .280  | 37 | 31 | 2   | 21  | 24  |

PB - Team (6), Pennell, T. 4, Koch, G. 2, Opp (10). Pickoffs - Team (11), Pennell, T. 4, Teague, J. 2, Alberius, J. 2, Loseke, B. 1, Hart, H. 1, Rogers, W. 1, Opp (6). SBA/ATT - Pennell, T. (32-54), Taccolini, D (7-13), Koch, G. (4-12), Knight, B. (4-8), Teague, J. (3-7), Jackson, Z. (6-7), McKinney, K. (3-7), Willey, D. (3-6), Campbell, I. (1-4), Rogers, W. (3-4), Chadwick, C. (2-4), Hart, H. (2-3), Loseke, B. (1-2), Gosser, A. (1-1), Dahl, A. (1-1), Alberius, J. (1-1).



## 2016 CONFERENCE STATISTICS



**Arkansas Baseball**  
**Conference statistics for Arkansas (as of Apr 24, 2016)**  
**(SEC games only Sorted by Batting avg)**



Record: 6-12 Home: 4-5 Away: 2-7 SEC: 6-12

| Player              | avg   | gp-gs | ab  | r   | h   | 2b | 3b | hr | rbi | tb  | slg%  | bb | hp | so  | gdp | ob%   | sf | sh | sb-att | po  | a   | e  | fld%  |  |  |
|---------------------|-------|-------|-----|-----|-----|----|----|----|-----|-----|-------|----|----|-----|-----|-------|----|----|--------|-----|-----|----|-------|--|--|
| 29 Cullen Gassaway  | .333  | 13-13 | 48  | 5   | 16  | 4  | 0  | 0  | 8   | 20  | .417  | 2  | 0  | 12  | 0   | .360  | 0  | 2  | 1-1    | 85  | 4   | 0  | 1.000 |  |  |
| 3 Michael Bernal    | .306  | 17-17 | 62  | 13  | 19  | 2  | 0  | 4  | 15  | 33  | .532  | 4  | 3  | 13  | 2   | .377  | 0  | 0  | 0-1    | 20  | 50  | 3  | .959  |  |  |
| 17 Luke Bonfield    | .290  | 18-17 | 62  | 10  | 18  | 3  | 0  | 3  | 10  | 30  | .484  | 6  | 0  | 19  | 1   | .353  | 0  | 0  | 0-1    | 13  | 0   | 1  | .929  |  |  |
| 20 Carson Shaddy    | .284  | 18-18 | 67  | 12  | 19  | 5  | 0  | 0  | 8   | 24  | .358  | 8  | 0  | 17  | 1   | .360  | 0  | 0  | 3-4    | 21  | 22  | 5  | .896  |  |  |
| 9 Clark Eagan       | .278  | 18-18 | 72  | 7   | 20  | 2  | 0  | 1  | 6   | 25  | .347  | 6  | 1  | 15  | 0   | .338  | 1  | 0  | 0-0    | 82  | 7   | 1  | .989  |  |  |
| 1 Rick Nomura       | .262  | 18-18 | 65  | 10  | 17  | 6  | 0  | 0  | 6   | 23  | .354  | 6  | 1  | 10  | 1   | .329  | 1  | 0  | 0-0    | 35  | 51  | 1  | .989  |  |  |
| 27 Tucker Pennell   | .204  | 18-17 | 54  | 3   | 11  | 3  | 0  | 1  | 5   | 17  | .315  | 4  | 2  | 11  | 0   | .283  | 0  | 1  | 0-0    | 124 | 24  | 4  | .974  |  |  |
| -----               |       |       |     |     |     |    |    |    |     |     |       |    |    |     |     |       |    |    |        |     |     |    |       |  |  |
| 26 Jack Benninghoff | 1.000 | 2-0   | 1   | 0   | 1   | 0  | 0  | 0  | 0   | 1   | 1.000 | 0  | 0  | 0   | 0   | 1.000 | 0  | 0  | 0-0    | 0   | 0   | 0  | .000  |  |  |
| 19 Austin Catron    | .364  | 6-5   | 22  | 5   | 8   | 0  | 1  | 1  | 4   | 13  | .591  | 1  | 0  | 6   | 1   | .391  | 0  | 0  | 1-1    | 0   | 0   | 0  | .000  |  |  |
| 24 Chad Spanberger  | .278  | 12-11 | 36  | 7   | 10  | 1  | 0  | 3  | 4   | 20  | .556  | 3  | 1  | 9   | 0   | .350  | 0  | 0  | 0-0    | 19  | 0   | 0  | 1.000 |  |  |
| 15 Jake Arledge     | .188  | 13-9  | 32  | 6   | 6   | 2  | 1  | 0  | 2   | 10  | .313  | 3  | 0  | 12  | 2   | .250  | 1  | 1  | 0-0    | 17  | 2   | 0  | 1.000 |  |  |
| 8 Eric Cole         | .174  | 9-5   | 23  | 1   | 4   | 1  | 0  | 0  | 0   | 5   | .217  | 2  | 0  | 6   | 0   | .240  | 0  | 0  | 0-0    | 9   | 0   | 0  | 1.000 |  |  |
| 5 Cody Scroggins    | .167  | 6-4   | 12  | 1   | 2   | 0  | 0  | 0  | 0   | 2   | .167  | 1  | 0  | 3   | 0   | .231  | 0  | 1  | 1-1    | 2   | 5   | 0  | 1.000 |  |  |
| 33 Grant Koch       | .160  | 9-5   | 25  | 2   | 4   | 0  | 0  | 1  | 5   | 7   | .280  | 3  | 0  | 4   | 1   | .250  | 0  | 0  | 0-0    | 8   | 0   | 0  | 1.000 |  |  |
| 7 Darien Simms      | .118  | 7-3   | 17  | 2   | 2   | 0  | 0  | 0  | 1   | 2   | .118  | 1  | 1  | 7   | 0   | .211  | 0  | 0  | 1-1    | 5   | 0   | 0  | 1.000 |  |  |
| 44 Alex Gosser      | .111  | 3-2   | 9   | 1   | 1   | 0  | 0  | 0  | 1   | 1   | .111  | 0  | 0  | 1   | 0   | .100  | 1  | 0  | 0-0    | 9   | 0   | 0  | 1.000 |  |  |
| Totals              | .260  | 18    | 607 | 85  | 158 | 29 | 2  | 14 | 75  | 233 | .384  | 50 | 9  | 145 | 9   | .324  | 4  | 5  | 7-10   | 458 | 179 | 17 | .974  |  |  |
| Opponents           | .300  | 18    | 606 | 121 | 182 | 37 | 4  | 12 | 114 | 263 | .434  | 92 | 18 | 146 | 8   | .403  | 8  | 7  | 15-28  | 465 | 169 | 19 | .971  |  |  |

LOB - Team (125), Opp (152). DPs turned - Team (10), Opp (10). IBB - Team (0), Opp (2). Picked off - Bonfield, L. 1, Eagan, C. 1, Spanberger C. 1.

## (SEC games only Sorted by Earned run avg)

| Player               | era   | w-l  | app | gs | cg | sho | sv | ip    | h   | r   | er  | bb | so  | 2b | 3b | hr | b/avg | wp | hp | bks | sfa | sha |  |
|----------------------|-------|------|-----|----|----|-----|----|-------|-----|-----|-----|----|-----|----|----|----|-------|----|----|-----|-----|-----|--|
| 32 Zach Jackson      | 5.00  | 2-3  | 7   | 3  | 1  | 1/0 | 1  | 27.0  | 21  | 18  | 15  | 19 | 32  | 6  | 0  | 1  | .206  | 3  | 2  | 0   | 0   | 0   |  |
| 25 Dominic Taccolini | 6.31  | 1-2  | 6   | 5  | 1  | 1/0 | 0  | 25.2  | 32  | 19  | 18  | 9  | 21  | 5  | 1  | 1  | .314  | 1  | 4  | 0   | 2   | 4   |  |
| 11 Keaton McKinney   | 6.46  | 1-2  | 6   | 5  | 0  | 0/0 | 0  | 23.2  | 29  | 18  | 17  | 16 | 17  | 7  | 1  | 2  | .299  | 4  | 3  | 0   | 1   | 0   |  |
| -----                |       |      |     |    |    |     |    |       |     |     |     |    |     |    |    |    |       |    |    |     |     |     |  |
| 36 Cannon Chadwick   | 0.00  | 0-0  | 1   | 0  | 0  | 0/0 | 0  | 2.2   | 2   | 0   | 0   | 0  | 0   | 0  | 0  | 0  | .200  | 0  | 0  | 0   | 0   | 0   |  |
| 16 Blaine Knight     | 0.84  | 0-0  | 4   | 0  | 0  | 0/0 | 0  | 10.2  | 12  | 2   | 1   | 4  | 11  | 2  | 0  | 0  | .279  | 0  | 0  | 0   | 0   | 0   |  |
| 10 Josh Alberius     | 2.61  | 1-0  | 8   | 0  | 0  | 0/0 | 0  | 10.1  | 10  | 4   | 3   | 3  | 13  | 5  | 0  | 1  | .270  | 1  | 1  | 0   | 1   | 1   |  |
| 5 Cody Scroggins     | 3.00  | 0-0  | 3   | 0  | 0  | 0/0 | 0  | 3.0   | 1   | 1   | 1   | 2  | 1   | 0  | 0  | 0  | .125  | 2  | 1  | 0   | 0   | 0   |  |
| 55 Isaiah Campbell   | 4.50  | 0-0  | 3   | 0  | 0  | 0/0 | 0  | 4.0   | 7   | 5   | 2   | 0  | 4   | 1  | 0  | 1  | .350  | 0  | 0  | 0   | 0   | 0   |  |
| 46 Barrett Loseke    | 6.94  | 0-2  | 5   | 4  | 0  | 0/0 | 0  | 11.2  | 11  | 9   | 9   | 10 | 14  | 1  | 1  | 1  | .244  | 4  | 0  | 0   | 0   | 0   |  |
| 38 Jordan Rodriguez  | 7.20  | 0-0  | 7   | 0  | 0  | 0/0 | 0  | 5.0   | 3   | 4   | 4   | 5  | 4   | 0  | 0  | 2  | .176  | 0  | 1  | 0   | 0   | 1   |  |
| 14 Doug Willey       | 7.71  | 1-1  | 7   | 0  | 0  | 0/0 | 0  | 9.1   | 15  | 8   | 8   | 1  | 12  | 2  | 0  | 1  | .405  | 0  | 2  | 0   | 1   | 0   |  |
| 28 James Teague      | 11.68 | 0-2  | 5   | 1  | 0  | 0/0 | 0  | 12.1  | 20  | 17  | 16  | 11 | 11  | 4  | 1  | 1  | .400  | 0  | 2  | 0   | 2   | 1   |  |
| 30 Hunter Hart       | 12.27 | 0-0  | 2   | 0  | 0  | 0/0 | 0  | 3.2   | 5   | 6   | 5   | 6  | 3   | 2  | 0  | 0  | .357  | 1  | 1  | 0   | 1   | 0   |  |
| 21 Kacey Murphy      | 16.88 | 0-0  | 3   | 0  | 0  | 0/0 | 0  | 2.2   | 9   | 5   | 5   | 2  | 3   | 2  | 0  | 0  | .563  | 0  | 0  | 0   | 0   | 0   |  |
| 13 Ty Harris         | 45.00 | 0-0  | 2   | 0  | 0  | 0/0 | 0  | 1.0   | 5   | 5   | 5   | 4  | 0   | 0  | 0  | 1  | .625  | 1  | 1  | 0   | 0   | 0   |  |
| Totals               | 6.43  | 6-12 | 18  | 18 | 2  | 2/0 | 1  | 152.2 | 182 | 121 | 109 | 92 | 146 | 37 | 4  | 12 | .300  | 17 | 18 | 0   | 8   | 7   |  |
| Opponents            | 4.12  | 12-6 | 18  | 18 | 1  | 0/0 | 5  | 155.0 | 158 | 85  | 71  | 50 | 145 | 29 | 2  | 14 | .260  | 13 | 9  | 1   | 4   | 5   |  |

PB - Team (3), Pennell, T. 2, Koch, G. 1, Opp (3). Pickoffs - Team (5), Pennell, T. 2, Alberius, J. 2, Loseke, B. 1, Opp (3). SBA/ATT - Pennell, T. (14-27), Taccolini, D (3-6), Jackson, Z. (4-5), Willey, D. (1-4), Teague, J. (0-3), Hart, H. (2-3), Knight, B. (1-2), McKinney, K. (1-2), Chadwick, C. (1-1), Campbell, I. (1-1), Loseke, B. (1-1), Koch, G. (1-1).

## 2016 STARTERS RECORDS



**Arkansas Baseball**  
**Miscellaneous Stats for Arkansas (as of Apr 24, 2016)**  
**(All games)**


**Starting Lineup By Position**  
**(Team W-L record when starter)**

|                           |    |         |
|---------------------------|----|---------|
| <b>PITCHER:</b>           |    |         |
| 25 Dominic Taccolini      | 9  | (7-2)   |
| 11 Keaton McKinney        | 9  | (5-4)   |
| 16 Blaine Knight          | 5  | (3-2)   |
| 46 Barrett Loseke         | 5  | (2-3)   |
| 37 Weston Rogers          | 4  | (2-2)   |
| 55 Isaiah Campbell        | 4  | (4-0)   |
| 32 Zach Jackson           | 3  | (1-2)   |
| 28 James Teague           | 1  | (0-1)   |
| <b>CATCHER:</b>           |    |         |
| 27 Tucker Pennell         | 31 | (17-14) |
| 33 Grant Koch             | 7  | (7-0)   |
| 44 Alex Gosser            | 2  | (0-2)   |
| <b>FIRST BASE:</b>        |    |         |
| 29 Cullen Gassaway        | 28 | (16-12) |
| 9 Clark Eagan             | 10 | (6-4)   |
| 19 Austin Catron          | 2  | (2-0)   |
| <b>SECOND BASE:</b>       |    |         |
| 1 Rick Nomura             | 37 | (22-15) |
| 5 Cody Scroggins          | 3  | (2-1)   |
| <b>THIRD BASE:</b>        |    |         |
| 20 Carson Shaddy          | 34 | (19-15) |
| 5 Cody Scroggins          | 4  | (3-1)   |
| 9 Clark Eagan             | 2  | (2-0)   |
| <b>SHORTSTOP:</b>         |    |         |
| 3 Michael Bernal          | 39 | (24-15) |
| 5 Cody Scroggins          | 1  | (0-1)   |
| <b>LEFT FIELD:</b>        |    |         |
| 17 Luke Bonfield          | 25 | (15-10) |
| 15 Jake Arledge           | 8  | (5-3)   |
| 8 Eric Cole               | 5  | (3-2)   |
| 26 Jack Benninghoff       | 1  | (0-1)   |
| 7 Darien Simms            | 1  | (1-0)   |
| <b>CENTER FIELD:</b>      |    |         |
| 9 Clark Eagan             | 28 | (16-12) |
| 15 Jake Arledge           | 5  | (4-1)   |
| 20 Carson Shaddy          | 4  | (3-1)   |
| 26 Jack Benninghoff       | 1  | (1-0)   |
| 8 Eric Cole               | 1  | (0-1)   |
| 7 Darien Simms            | 1  | (0-1)   |
| <b>RIGHT FIELD:</b>       |    |         |
| 24 Chad Spanberger        | 18 | (10-8)  |
| 8 Eric Cole               | 13 | (10-3)  |
| 15 Jake Arledge           | 9  | (4-5)   |
| <b>DESIGNATED HITTER:</b> |    |         |
| 19 Austin Catron          | 16 | (10-6)  |
| 17 Luke Bonfield          | 9  | (6-3)   |
| 33 Grant Koch             | 6  | (3-3)   |
| 26 Jack Benninghoff       | 2  | (2-0)   |
| 7 Darien Simms            | 2  | (1-1)   |
| 24 Chad Spanberger        | 2  | (1-1)   |
| 25 Dominic Taccolini      | 1  | (1-0)   |
| 44 Alex Gosser            | 1  | (0-1)   |
| 29 Cullen Gassaway        | 1  | (0-1)   |

**Starting Lineup By Lineup Spot**  
**(Team W-L record when starter)**

|                      |    |         |
|----------------------|----|---------|
| <b>LEADOFF:</b>      |    |         |
| 9 Clark Eagan        | 17 | (9-8)   |
| 8 Eric Cole          | 15 | (12-3)  |
| 15 Jake Arledge      | 5  | (2-3)   |
| 7 Darien Simms       | 3  | (1-2)   |
| <b>2ND SPOT:</b>     |    |         |
| 20 Carson Shaddy     | 23 | (13-10) |
| 15 Jake Arledge      | 11 | (9-2)   |
| 8 Eric Cole          | 2  | (0-2)   |
| 19 Austin Catron     | 1  | (1-0)   |
| 26 Jack Benninghoff  | 1  | (0-1)   |
| 7 Darien Simms       | 1  | (1-0)   |
| 9 Clark Eagan        | 1  | (0-1)   |
| <b>3RD SPOT:</b>     |    |         |
| 9 Clark Eagan        | 22 | (15-7)  |
| 17 Luke Bonfield     | 8  | (4-4)   |
| 20 Carson Shaddy     | 8  | (4-4)   |
| 19 Austin Catron     | 2  | (1-1)   |
| <b>CLEANUP:</b>      |    |         |
| 29 Cullen Gassaway   | 28 | (16-12) |
| 17 Luke Bonfield     | 7  | (3-4)   |
| 3 Michael Bernal     | 3  | (3-0)   |
| 20 Carson Shaddy     | 1  | (1-0)   |
| 19 Austin Catron     | 1  | (1-0)   |
| <b>5TH SPOT:</b>     |    |         |
| 1 Rick Nomura        | 26 | (17-9)  |
| 19 Austin Catron     | 5  | (3-2)   |
| 3 Michael Bernal     | 3  | (0-3)   |
| 24 Chad Spanberger   | 2  | (1-1)   |
| 20 Carson Shaddy     | 2  | (2-0)   |
| 33 Grant Koch        | 1  | (1-0)   |
| 44 Alex Gosser       | 1  | (0-1)   |
| <b>6TH SPOT:</b>     |    |         |
| 17 Luke Bonfield     | 18 | (14-4)  |
| 20 Carson Shaddy     | 4  | (2-2)   |
| 3 Michael Bernal     | 4  | (1-3)   |
| 1 Rick Nomura        | 4  | (2-2)   |
| 24 Chad Spanberger   | 3  | (1-2)   |
| 33 Grant Koch        | 3  | (2-1)   |
| 26 Jack Benninghoff  | 1  | (1-0)   |
| 15 Jake Arledge      | 1  | (1-0)   |
| 19 Austin Catron     | 1  | (0-1)   |
| 29 Cullen Gassaway   | 1  | (0-1)   |
| <b>7TH SPOT:</b>     |    |         |
| 24 Chad Spanberger   | 12 | (7-5)   |
| 19 Austin Catron     | 8  | (6-2)   |
| 3 Michael Bernal     | 5  | (3-2)   |
| 1 Rick Nomura        | 4  | (2-2)   |
| 27 Tucker Pennell    | 3  | (0-3)   |
| 15 Jake Arledge      | 2  | (1-1)   |
| 33 Grant Koch        | 2  | (2-0)   |
| 26 Jack Benninghoff  | 2  | (2-0)   |
| 17 Luke Bonfield     | 1  | (0-1)   |
| 25 Dominic Taccolini | 1  | (1-0)   |
| <b>8TH SPOT:</b>     |    |         |
| 3 Michael Bernal     | 24 | (17-7)  |
| 27 Tucker Pennell    | 7  | (3-4)   |



## 2016 STARTERS RECORDS



**Arkansas Baseball**  
**Miscellaneous Stats for Arkansas (as of Apr 24, 2016)**  
**(All games)**



## STARTERS SUMMARY

| Player            | GS | Position |    |    |    |    |    |    |    |    |    | Batting Order |     |     |     |     |     |     |     |     |     |    |
|-------------------|----|----------|----|----|----|----|----|----|----|----|----|---------------|-----|-----|-----|-----|-----|-----|-----|-----|-----|----|
|                   |    | p        | c  | 1b | 2b | 3b | ss | lf | cf | rf | of | dh            | 1st | 2nd | 3rd | 4th | 5th | 6th | 7th | 8th | 9th |    |
| 9 Clark Eagan     | 40 | .        | .  | 10 | .  | 2  | .  | .  | 28 | .  | .  | .             | 17  | 1   | 22  | .   | .   | .   | .   | .   | .   | .  |
| 3 Michael Bernal  | 39 | .        | .  | .  | .  | .  | 39 | .  | .  | .  | .  | .             | .   | .   | .   | 3   | 3   | 4   | 5   | 24  | .   |    |
| 20 Carson Shaddy  | 38 | .        | .  | .  | .  | 34 | .  | .  | 4  | .  | .  | .             | .   | 23  | 8   | 1   | 2   | 4   | .   | .   | .   |    |
| 1 Rick Nomura     | 37 | .        | .  | .  | 37 | .  | .  | .  | .  | .  | .  | .             | .   | .   | .   | .   | 26  | 4   | 4   | 2   | 1   |    |
| 17 Luke Bonfield  | 34 | .        | .  | .  | .  | .  | .  | 25 | .  | .  | .  | .             | .   | .   | .   | 8   | 7   | .   | 18  | 1   | .   |    |
| 27 Tucker Pennell | 31 | .        | 31 | .  | .  | .  | .  | .  | .  | .  | .  | .             | .   | .   | .   | .   | .   | .   | .   | 3   | 7   | 21 |
| 29 Cullen Gassaw  | 29 | .        | .  | 28 | .  | .  | .  | .  | .  | .  | .  | .             | .   | .   | .   | 28  | .   | 1   | .   | .   | .   |    |
| 15 Jake Arledge   | 22 | .        | .  | .  | .  | .  | .  | 8  | 5  | 9  | .  | .             | 5   | 11  | .   | .   | .   | 1   | 2   | .   | 3   |    |
| 24 Chad Spanberg  | 20 | .        | .  | .  | .  | .  | .  | .  | .  | 18 | .  | 2             | .   | .   | .   | 2   | 3   | 12  | 3   | .   | .   |    |
| 8 Eric Cole       | 19 | .        | .  | .  | .  | .  | .  | 5  | 1  | 13 | .  | .             | 15  | 2   | .   | .   | .   | .   | .   | .   | 2   |    |
| 19 Austin Catron  | 18 | .        | .  | 2  | .  | .  | .  | .  | .  | .  | .  | 16            | .   | 1   | 2   | 1   | 5   | 1   | 8   | .   | .   |    |
| 33 Grant Koch     | 13 | .        | 7  | .  | .  | .  | .  | .  | .  | .  | .  | .             | .   | .   | .   | 1   | 3   | 2   | 3   | 4   | .   |    |
| 25 Dominic Taccol | 10 | 9        | .  | .  | .  | .  | .  | .  | .  | .  | .  | .             | .   | .   | .   | .   | .   | .   | 1   | .   | .   |    |
| 11 Keaton McKinn  | 9  | 9        | .  | .  | .  | .  | .  | .  | .  | .  | .  | .             | .   | .   | .   | .   | .   | .   | .   | .   | .   |    |
| 5 Cody Scroggins  | 8  | .        | .  | .  | 3  | 4  | 1  | .  | .  | .  | .  | .             | .   | .   | .   | .   | .   | .   | .   | .   | 8   |    |
| 16 Blaine Knight  | 5  | 5        | .  | .  | .  | .  | .  | .  | .  | .  | .  | .             | .   | .   | .   | .   | .   | .   | .   | .   | .   |    |
| 46 Barrett Loseke | 5  | 5        | .  | .  | .  | .  | .  | .  | .  | .  | .  | .             | .   | .   | .   | .   | .   | .   | .   | .   | .   |    |
| 55 Isaiah Campbe  | 4  | 4        | .  | .  | .  | .  | .  | .  | .  | .  | .  | .             | .   | .   | .   | .   | .   | .   | .   | .   | .   |    |
| 7 Darien Simms    | 4  | .        | .  | .  | .  | .  | .  | 1  | 1  | .  | .  | 2             | 3   | 1   | .   | .   | .   | .   | .   | .   | .   |    |
| 37 Weston Rogers  | 4  | 4        | .  | .  | .  | .  | .  | .  | .  | .  | .  | .             | .   | .   | .   | .   | .   | .   | .   | .   | .   |    |
| 26 Jack Benningh  | 4  | .        | .  | .  | .  | .  | .  | 1  | 1  | .  | .  | 2             | .   | 1   | .   | .   | .   | 1   | 2   | .   | .   |    |
| 32 Zach Jackson   | 3  | 3        | .  | .  | .  | .  | .  | .  | .  | .  | .  | .             | .   | .   | .   | .   | .   | .   | .   | .   | .   |    |
| 44 Alex Gosser    | 3  | .        | 2  | .  | .  | .  | .  | .  | .  | .  | .  | 1             | .   | .   | .   | 1   | .   | .   | .   | 1   | 1   |    |
| 28 James Teague   | 1  | 1        | .  | .  | .  | .  | .  | .  | .  | .  | .  | .             | .   | .   | .   | .   | .   | .   | .   | .   | .   |    |

**Starting Pitching Breakdown**

| Game date      | Opposing team          | Starter       | IP   | H  | R  | ER | BB | SO | NP  | Final    |
|----------------|------------------------|---------------|------|----|----|----|----|----|-----|----------|
| Feb. 19, 2016  | Central Michigan       | Taccolini, D. | 7.0  | 1  | 1  | 1  | 1  | 3  | 79  | W, 6-1   |
| Feb. 20, 2016  | Central Michigan       | Knight, B.    | 5.0  | 4  | 2  | 2  | 0  | 3  | 74  | W, 4-3   |
| Feb. 21, 2016  | Central Michigan       | McKinney, K.  | 4.0  | 4  | 3  | 2  | 2  | 1  | 58  | W, 9-4   |
| Feb. 23, 2016  | Mississippi Valley St. | Campbell, I.  | 2.0  | 2  | 1  | 1  | 0  | 1  | 23  | W, 21-4  |
| Feb. 24, 2016  | Mississippi Valley St. | Rogers, W.    | 2.0  | 1  | 0  | 0  | 0  | 4  | 28  | W, 20-0  |
| Feb. 26, 2016  | No. 24 Rice            | Taccolini, D. | 6.0  | 5  | 2  | 2  | 1  | 6  | 85  | W, 5-2   |
| Feb. 27, 2016  | No. 9 Houston          | Knight, B.    | 2.0  | 4  | 1  | 1  | 1  | 3  | 39  | W, 12-3  |
| Feb. 28, 2016  | No. 23 Texas Tech      | McKinney, K.  | 0.2  | 3  | 5  | 5  | 2  | 1  | 37  | W, 10-6  |
| March 2, 2016  | Louisiana Tech         | Rogers, W.    | 2.2  | 3  | 2  | 2  | 1  | 1  | 48  | L, 3-2   |
| March 4, 2016  | Eastern Illinois       | Taccolini, D. | 5.0  | 4  | 2  | 2  | 1  | 5  | 74  | W, 5-2   |
| March 5, 2016  | Eastern Illinois       | Knight, B.    | 3.1  | 7  | 5  | 5  | 1  | 4  | 54  | L, 10-8  |
| March 6, 2016  | Eastern Illinois       | McKinney, K.  | 7.0  | 4  | 2  | 1  | 1  | 1  | 95  | W, 3-2   |
| March 8, 2016  | Gonzaga                | CANCELLED     |      |    |    |    |    |    |     |          |
| March 9, 2016  | Gonzaga                | Rogers, W.    | 1.2  | 2  | 2  | 2  | 1  | 1  | 27  | L, 15-10 |
| March 11, 2016 | Western Illinois       | Taccolini, D. | 7.0  | 2  | 1  | 1  | 2  | 9  | 109 | W, 3-2   |
| March 12, 2016 | Western Illinois       | McKinney, K.  | 3.2  | 5  | 3  | 3  | 4  | 1  | 65  | W, 9-3   |
| March 13, 2016 | Western Illinois       | Loseke, B.    | 4.0  | 1  | 0  | 0  | 1  | 4  | 48  | W, 3-0   |
| March 15, 2016 | Grambling State        | Campbell, I.  | 4.0  | 4  | 3  | 3  | 1  | 4  | 57  | W, 14-4  |
| March 16, 2016 | Grambling State        | Rogers, W.    | 4.0  | 3  | 2  | 2  | 0  | 2  | 61  | W, 3-2   |
| March 18, 2016 | at #12 South Carolina  | Taccolini, D. | 6.0  | 12 | 8  | 8  | 1  | 2  | 113 | L, 10-6  |
| March 19, 2016 | at #12 South Carolina  | Loseke, B.    | 4.0  | 3  | 2  | 2  | 3  | 3  | 70  | L, 6-2   |
| March 20, 2016 | at #12 South Carolina  | McKinney, K.  | 4.2  | 7  | 4  | 3  | 0  | 4  | 82  | L, 8-6   |
| March 25, 2016 | Auburn                 | Taccolini, D. | 2.0  | 6  | 2  | 2  | 3  | 3  | 65  | W, 3-2   |
| March 26, 2016 | Auburn                 | McKinney, K.  | 6.0  | 3  | 0  | 0  | 5  | 3  | 101 | W, 14-7  |
| March 27, 2016 | Auburn                 | Loseke, B.    | 2.2  | 4  | 1  | 1  | 1  | 2  | 48  | W, 3-1   |
| March 29, 2016 | at #16 Oklahoma State  | Knight, B.    | 2.0  | 4  | 3  | 3  | 1  | 1  | 54  | L, 5-4   |
| April 1, 2016  | Missouri               | Taccolini, D. | 1.0  | 4  | 3  | 2  | 1  | 0  | 35  | W, 7-6   |
| April 2, 2016  | Missouri               | McKinney, K.  | 3.2  | 6  | 6  | 6  | 4  | 2  | 92  | L, 8-5   |
| April 3, 2016  | Missouri               | Loseke, B.    | 3.1  | 2  | 3  | 3  | 1  | 4  | 45  | L, 10-1  |
| April 6, 2016  | vs. Memphis            | Campbell, I.  | 2.2  | 2  | 0  | 0  | 1  | 2  | 34  | W, 12-4  |
| April 8, 2016  | at No. 14 Ole Miss     | Teague, J.    | 3.0  | 8  | 7  | 7  | 2  | 3  | 51  | L, 7-3   |
| April 9, 2016  | at No. 14 Ole Miss     | Jackson, Z.   | 5.0  | 8  | 6  | 5  | 1  | 8  | 100 | L, 14-9  |
| April 10, 2016 | at No. 14 Ole Miss     | Loseke, B.    | 1.0  | 2  | 3  | 3  | 2  | 3  | 32  | L, 8-7   |
| April 12, 2016 | vs. Louisiana Monroe   | Knight, B.    | 3.0  | 1  | 0  | 0  | 1  | 3  | 39  | W, 3-1   |
| April 14, 2016 | No. 2 Florida          | Taccolini, D. | 3.0  | 1  | 3  | 3  | 3  | 2  | 54  | L, 12-8  |
| April 15, 2016 | No. 2 Florida          | McKinney, K.  | 4.0  | 5  | 3  | 3  | 4  | 5  | 90  | L, 9-2   |
| April 16, 2016 | No. 2 Florida          | Jackson, Z.   | 5.1  | 1  | 4  | 4  | 4  | 5  | 104 | L, 8-2   |
| April 19, 2016 | No. 25 Creighton       | Campbell, I.  | 3.0  | 2  | 0  | 0  | 0  | 2  | 26  | W, 6-2   |
| April 21, 2016 | at No. 12 Kentucky     | Taccolini, D. | 10.0 | 5  | 0  | 0  | 0  | 10 | 125 | W, 1-0   |
| April 22, 2016 | at No. 12 Kentucky     | Jackson, Z.   | 7.0  | 2  | 0  | 0  | 3  | 8  | 106 | W, 2-0   |
| April 23, 2016 | at No. 12 Kentucky     | McKinney, K.  | 3.1  | 4  | 3  | 3  | 3  | 2  | 65  | L, 5-4   |
| April 26, 2016 | Oklahoma State         | --            | --   | -- | -- | -- | -- | -- | --  | --       |
| April 29, 2016 | Texas A&M              | --            | --   | -- | -- | -- | -- | -- | --  | --       |
| April 30, 2016 | Texas A&M              | --            | --   | -- | -- | -- | -- | -- | --  | --       |
| May 1, 2016    | Texas A&M              | --            | --   | -- | -- | -- | -- | -- | --  | --       |
| May 3, 2016    | at Missouri State      | --            | --   | -- | -- | -- | -- | -- | --  | --       |
| May 6, 2016    | at LSU                 | --            | --   | -- | -- | -- | -- | -- | --  | --       |
| May 7, 2016    | at LSU                 | --            | --   | -- | -- | -- | -- | -- | --  | --       |
| May 8, 2016    | at LSU                 | --            | --   | -- | -- | -- | -- | -- | --  | --       |
| May 13, 2016   | Alabama                | --            | --   | -- | -- | -- | -- | -- | --  | --       |
| May 14, 2016   | Alabama                | --            | --   | -- | -- | -- | -- | -- | --  | --       |
| May 15, 2016   | Alabama                | --            | --   | -- | -- | -- | -- | -- | --  | --       |
| May 17, 2016   | Missouri State         | --            | --   | -- | -- | -- | -- | -- | --  | --       |
| May 19, 2016   | at Mississippi State   | --            | --   | -- | -- | -- | -- | -- | --  | --       |
| May 20, 2016   | at Mississippi State   | --            | --   | -- | -- | -- | -- | -- | --  | --       |
| May 21, 2016   | at Mississippi State   | --            | --   | -- | -- | -- | -- | -- | --  | --       |

**Run Support**

| Pitcher       | Starts    | Runs       | Runs/Game   | Team Record  |
|---------------|-----------|------------|-------------|--------------|
| Taccolini, D. | 9         | 44         | 4.9         | 7-2          |
| Knight, B.    | 5         | 31         | 6.2         | 3-2          |
| McKinney, K.  | 9         | 62         | 6.9         | 5-4          |
| Campbell, I.  | 4         | 53         | 13.3        | 4-0          |
| Rogers, W.    | 4         | 35         | 8.8         | 2-2          |
| Loseke, B.    | 5         | 16         | 3.2         | 2-3          |
| Teague, J.    | 1         | 3          | 3.0         | 0-1          |
| Jackson, Z.   | 3         | 13         | 4.3         | 1-2          |
| <b>TOTALS</b> | <b>40</b> | <b>257</b> | <b>6.43</b> | <b>24-16</b> |

**Quality Starts**

| Pitcher       | Total Starts | Quality Starts | Record in QS |
|---------------|--------------|----------------|--------------|
| Taccolini, D. | 9            | 5              | 4-1          |
| McKinney, K.  | 9            | 2              | 2-0          |
| Knight, B.    | 5            | 0              | --           |
| Campbell, I.  | 4            | 0              | --           |
| Rogers, W.    | 4            | 0              | --           |
| Jackson, Z.   | 3            | 1              | 1-0          |
| Teague, J.    | 1            | 0              | --           |
| Loseke, B.    | 5            | 0              | --           |
| <b>TOTALS</b> | <b>40</b>    | <b>8</b>       | <b>7-1</b>   |

**Starters Statistics**

| Player               | ERA         | W         | L        | APP       | GS        | CG       | SHO      | CBO      | SV       | IP           | H          | R         | ER        | BB        | SO         | 2B        | 3B       | HR       | AB         | B/Avg       | WP       | HBP       | BK       | SFA      | SHA       |
|----------------------|-------------|-----------|----------|-----------|-----------|----------|----------|----------|----------|--------------|------------|-----------|-----------|-----------|------------|-----------|----------|----------|------------|-------------|----------|-----------|----------|----------|-----------|
| 55 Isaiah Campbell   | 3.09        | 3         | 0        | 4         | 4         | 0        | 0        | 0        | 0        | 11.2         | 10         | 4         | 4         | 2         | 9          | 1         | 0        | 2        | 41         | .244        | 1        | 0         | 0        | 0        | 1         |
| 25 Dominic Taccolini | 4.02        | 4         | 2        | 9         | 9         | 1        | 1        | 0        | 0        | 47.0         | 40         | 22        | 21        | 13        | 40         | 5         | 1        | 0        | 172        | .233        | 1        | 4         | 0        | 2        | 4         |
| 32 Zach Jackson      | 4.67        | 1         | 2        | 3         | 3         | 1        | 1        | 0        | 0        | 17.1         | 11         | 10        | 9         | 8         | 21         | 4         | 0        | 0        | 62         | .177        | 2        | 2         | 0        | 0        | 0         |
| 37 Weston Rogers     | 5.23        | 1         | 0        | 4         | 4         | 0        | 0        | 1        | 0        | 10.1         | 9          | 6         | 6         | 2         | 8          | 0         | 0        | 1        | 38         | .237        | 0        | 0         | 0        | 0        | 2         |
| 46 Barrett Loseke    | 5.40        | 1         | 2        | 5         | 5         | 0        | 0        | 1        | 0        | 15.0         | 12         | 9         | 9         | 8         | 16         | 1         | 1        | 1        | 54         | .222        | 2        | 1         | 0        | 0        | 0         |
| 11 Keaton McKinney   | 6.32        | 1         | 2        | 9         | 9         | 0        | 0        | 0        | 0        | 37.0         | 41         | 29        | 26        | 25        | 20         | 9         | 1        | 3        | 143        | .287        | 3        | 6         | 0        | 1        | 2         |
| 16 Blaine Knight     | 6.46        | 1         | 0        | 5         | 5         | 0        | 0        | 0        | 0        | 15.1         | 20         | 11        | 11        | 4         | 14         | 4         | 0        | 1        | 60         | .333        | 0        | 0         | 0        | 0        | 3         |
| 28 James Teague      | 21.00       | 0         | 1        | 1         | 1         | 0        | 0        | 0        | 0        | 3.0          | 8          | 7         | 7         | 2         | 3          | 3         | 0        | 0        | 14         | .571        | 0        | 0         | 0        | 2        | 0         |
| <b>Totals</b>        | <b>5.34</b> | <b>12</b> | <b>9</b> | <b>40</b> | <b>40</b> | <b>2</b> | <b>4</b> | <b>2</b> | <b>0</b> | <b>156.2</b> | <b>151</b> | <b>98</b> | <b>93</b> | <b>64</b> | <b>131</b> | <b>27</b> | <b>3</b> | <b>8</b> | <b>584</b> | <b>.259</b> | <b>9</b> | <b>13</b> | <b>0</b> | <b>5</b> | <b>12</b> |





## Team Game Highs (2016)

### Batting

|                  |    |                                      |
|------------------|----|--------------------------------------|
| At bats:         | 44 | vs Eastern Illinois (Mar 05, 2016)   |
| Runs scored:     | 21 | vs Miss. Valley State (Feb 23, 2016) |
| Hits:            | 19 | vs Miss. Valley State (Feb 23, 2016) |
| RBI's:           | 21 | vs Miss. Valley State (Feb 23, 2016) |
| Doubles:         | 6  | vs Western Illinois (Mar 12, 2016)   |
|                  | 6  | vs Grambling State (Mar 15, 2016)    |
| Triples:         | 2  | vs Miss. Valley State (Feb 23, 2016) |
| Home runs:       | 4  | vs Auburn (Mar 26, 2016)             |
| Total bases:     | 35 | vs Miss. Valley State (Feb 23, 2016) |
| Walks:           | 13 | vs Eastern Illinois (Mar 05, 2016)   |
| Strikeouts:      | 14 | vs Florida (Apr 14, 2016)            |
|                  | 14 | vs Florida (Apr 16, 2016)            |
| Sac hits:        | 3  | vs Central Michigan (Feb 19, 2016)   |
|                  | 3  | vs Central Michigan (Feb 20, 2016)   |
| Sac flies:       | 4  | vs Miss. Valley State (Feb 24, 2016) |
| Stolen bases:    | 4  | vs Western Illinois (Mar 12, 2016)   |
| Hit by pitch:    | 4  | vs ULM (Apr 12, 2016)                |
| Caught stealing: | 2  | vs Eastern Illinois (Mar 06, 2016)   |
| Runners LOB:     | 14 | vs Eastern Illinois (Mar 05, 2016)   |
| Hit into DP:     | 3  | at Ole Miss (Apr 10, 2016)           |

### Fielding

|               |    |  |
|---------------|----|--|
| Putouts:      | 36 | vs Eastern Illinois (Mar 05, 2016)             |
| Assists:      | 22 | vs Eastern Illinois (Mar 05, 2016)             |
| Errors:       | 6  | vs Eastern Illinois (Mar 05, 2016)             |
| Passed balls: | 2  | vs Central Michigan (Feb 21, 2016)             |
| DPs turned:   | 3  | vs Texas Tech (Feb 28, 2016 at Houston, Texas) |
|               | 3  | vs Florida (Apr 15, 2016)                      |

### Pitching

|                  |      |                                    |
|------------------|------|------------------------------------|
| Innings pitched: | 12.0 | vs Eastern Illinois (Mar 05, 2016) |
| Runs allowed:    | 15   | vs Gonzaga (Mar 09, 2016)          |
| Earned runs:     | 14   | vs Gonzaga (Mar 09, 2016)          |
| Walks allowed:   | 9    | vs Auburn (Mar 25, 2016)           |
|                  | 9    | vs Florida (Apr 16, 2016)          |
| Strikeouts:      | 14   | vs Western Illinois (Mar 11, 2016) |
| Hits allowed:    | 18   | vs Gonzaga (Mar 09, 2016)          |
| Doubles allowed: | 7    | at Ole Miss (Apr 09, 2016)         |
| Triples allowed: | 1    | (4 games)                          |
| Homers allowed:  | 2    | vs Grambling State (Mar 15, 2016)  |
|                  | 2    | vs Missouri (Apr 01, 2016)         |
| Wild pitches:    | 4    | vs Gonzaga (Mar 09, 2016)          |
| Hit batters:     | 5    | vs Gonzaga (Mar 09, 2016)          |

## Individual Game Highs (2016)

### Batting

|                  |   |  |
|------------------|---|--|
| At bats:         | 7 | Carson Shaddy vs Eastern Illinois (Mar 05, 2016) |
| Runs scored:     | 4 | (4 games)  |
| Hits:            | 4 | Rick Nomura vs Western Illinois (Mar 12, 2016)   |
| RBI's:           | 6 | Carson Shaddy vs Grambling State (Mar 15, 2016)  |
| Doubles:         | 2 | (4 games)  |
| Triples:         | 1 | (8 games)  |
| Home runs:       | 2 | (4 games)  |
| Total bases:     | 9 | Jake Arledge vs Eastern Illinois (Mar 05, 2016)  |
| Walks:           | 3 | (5 games)  |
| Strikeouts:      | 4 | Carson Shaddy vs Florida (Apr 14, 2016)          |
| Sac hits:        | 1 | (24 games)                                       |
| Sac flies:       | 2 | Clark Eagan vs Miss. Valley State (Feb 24, 2016) |
| Stolen bases:    | 2 | Carson Shaddy at Ole Miss (Apr 08, 2016)         |
| Hit by pitch:    | 1 | (31 games)                                       |
| Caught stealing: | 1 | (10 games)                                       |
| Runners LOB:     | 7 | Austin Catron vs Eastern Illinois (Mar 06, 2016) |

### Fielding

|               |    |   |
|---------------|----|---|
| Putouts:      | 15 | Cullen Gassaway vs Florida (Apr 15, 2016)         |
|               | 15 | Clark Eagan at Kentucky (Apr 22, 2016)            |
| Assists:      | 9  | Michael Bernal vs Florida (Apr 15, 2016)          |
| Errors:       | 2  | (4 games)   |
| Passed balls: | 2  | Tucker Pennell vs Central Michigan (Feb 21, 2016) |

### Pitching

|                  |      |  |
|------------------|------|--|
| Innings pitched: | 10.0 | Dominic Taccolini at Kentucky (Apr 22, 2016)       |
| Runs allowed:    | 8    | Dominic Taccolini at South Carolina (Mar 18, 2016) |
| Earned runs:     | 8    | Dominic Taccolini at South Carolina (Mar 18, 2016) |
| Walks allowed:   | 5    | Zach Jackson at South Carolina (Mar 20, 2016)      |
|                  | 5    | Keaton McKinney vs Auburn (Mar 26, 2016)           |
| Strikeouts:      | 10   | Dominic Taccolini at Kentucky (Apr 22, 2016)       |
| Hits allowed:    | 12   | Dominic Taccolini at South Carolina (Mar 18, 2016) |
| Doubles allowed: | 3    | (4 games)  |
| Triples allowed: | 1    | (4 games)  |
| Homers allowed:  | 2    | Isaiah Campbell vs Grambling State (Mar 15, 2016)  |
|                  | 2    | Jordan Rodriguez vs Missouri (Apr 01, 2016)        |
| Wild pitches:    | 3    | Hunter Hart vs Gonzaga (Mar 09, 2016)              |
| Hit batters:     | 2    | (5 games)  |

**The Last Time an Arkansas Player...**

4 Hits in a game .....Rick Nomura vs. Western Illinois, March 12, 2016  
 5 Hits in a game ..... Andy Wilkins at No. 9 Oklahoma (Norman Regional), May 31, 2009  
 6 Hits in a game ..... Jeremy Jackson vs. Northeastern (Okla.), April 16, 1997

2 Hits in an inning.....Tyler Spoon and Brian Anderson, at No. 6 South Carolina, March 22, 2013

2 Doubles in a game ..... Carson Shaddy vs. Grambling State, March 15, 2016  
 3 Doubles in a game ..... Joe Serrano vs. South Alabama, February 28, 2014  
 4 Doubles in a game ..... Rodney Nye vs. La. Tech, March 31, 1998  
 2 Triples in a game ..... Bobby Wernes vs. North Dakota, Feb. 14, 2015

Led off a game with a HR.....Tim Carver vs. Oral Roberts, April 24, 2012  
 2 Home runs in a game ..... Michael Bernal vs. Auburn, March 26, 2016  
 3 Home runs in a game ..... Brett Eibner vs. Grambling State, June 4, 2010  
 Grand Slam .....Rick Nomura vs. Gonzaga, March 9, 2016  
 HR in consecutive AB..... Michael Bernal vs. Auburn, March 26, 2016  
 HR in 4 straight gamesAaron Murphree vs. OSU, So. Dakota St. & Siena, March 2-8, 2008  
 HR in 5 straight gamesAaron Murphree vs. OSU, So. Dakota St. & Siena, March 2-8, 2008  
 HR in 6 straight gamesAaron Murphree vs. OSU, So. Dakota St. & Siena, March 2-9, 2008  
 Pinch-hit home run..... Chad Spanberger vs. Eastern Illinois, March 5, 2016  
 Inside the park home run..... Andrew Benintendi vs. Miss Valley State, April 8, 2015  
 Back-to-Back Home Runs.. Joe Serrano and Andrew Benintendi at Auburn, April 3, 2015

4 Runs in a game .....Rick Nomura vs. Grambling State, March 15, 2016  
 5 Runs in a game .....Andrew Benintendi vs Mississippi Valley State, April 8, 2015  
 6 Runs in a game ..... Jeremy Jackson vs. Northeastern (Okla.), April 16, 1997

4 RBI in a game ..... Chad Spanberger vs. #25 Creighton, April 19, 2016  
 5 RBI in a game .....Rick Nomura vs. Gonzaga, March 9, 2016  
 6 RBI in a game ..... Carson Shaddy vs. Grambling State, March 15, 2016  
 7 RBI in a game .... Brett Eibner vs. Grambling State (Fayetteville Regional), June 4, 2010  
 8 RBI in a game ..... Rodney Nye vs. ORU, April 14, 1999  
 9 RBI in a game ..... Ryan Lundquist vs. Central Missouri St., March 4, 1997

2 Stolen bases in a game..... Carson Shaddy at #14 Ole Miss, April 8, 2016  
 3 Stolen bases in a game.....Andrew Benintendi vs Stephen F. Austin, April 15, 2015  
 4 Stolen bases in a game..... Logan Forsythe vs. Ole Miss, May 19, 2007  
 Stole home ..... Bobby Wernes vs. Ole Miss, March 28, 2015

2 Errors in a game ....Michael Bernal and Tucker Pennell vs. No. 2 Florida, April 14, 2016  
 3 Errors in a game ..... Bobby Wernes, at LSU, April 12, 2014  
 4 Errors in a game ..... Chris Shaddy vs. TCU, April 27, 1980

9-Inning no-hitter ..... Scott Roehl vs. Kansas St., March 20, 2001  
 9-Inning combined no-hitterNick Schmidt (6.0), Brian McLelland (1.0) & Devin Collis (2.0) vs. Oklahoma State, February 12, 2006  
 1-Hitter.....Brett Eibner (9.0) at No. 1 Georgia, April 19, 2009  
 1-Hitter combined . Colin Poché (5.0 IP, 1H), Cade Lynch (2.0 IP, 0 H), vs. New Orleans, February 19, 2013  
 2-Hitter.....Keaton McKinney at Alabama, May 2, 2015  
 2-Hitter combined..... Loseke (4.0 IP, 1 H), Murphy (1.2 IP, 0 H), Alberius (1.2 IP, 0 H), Harris (0.2 IP, 0 H), Willey (0.2 IP, 1 H), Rodriguez (0.1 IP, 0 H) vs. Western Illinois, March 13, 2016  
 3-Hitter.....Ryne Stanek (9.0 IP), at No. 6 South Carolina, March 23, 2013  
 3-Hitter combined.. Keaton McKinney and Dominic Taccolini vs Tennessee, May 10, 2015  
 Complete game..... Dominic Taccolini at #12 Kentucky, April 22, 2016  
 Complete-game shutout ..... Dominic Taccolini at #12 Kentucky, April 22, 2016  
 10-inning or more start . Dominic Taccolini at #12 Kentucky (10 innings), April 22, 2016  
 Had 10 strikeouts ..... Dominic Taccolini at #12 Kentucky, April 22, 2016  
 Had 11 strikeouts ..... Mike Bolsinger at No. 11 Ole Miss, May 9, 2010  
 Had 12 strikeouts ..... Drew Smyly vs. No. 9 Oklahoma (Norman Regional), May 31, 2009  
 Had 13 strikeouts ..... Nick Schmidt vs. Georgia, March 24, 2006  
 Had 14 strikeouts ..... David Walling vs. South Carolina, May 16, 1999  
 Had 15 strikeouts ..... Nick Schmidt vs. Auburn, May 18, 2006  
 Had 16 strikeouts ..... David Walling vs. Eastern Illinois, Feb. 20, 1998  
 Had 17 strikeouts ..... Jess Todd vs. South Carolina (SEC Tournament), May 24, 2007

**The Last Time an Arkansas Team...**

Scored 10 runs..... vs. Gonzaga, March 9, 2016  
 Scored 11 runs..... vs. SE Missouri State, March 18, 2015  
 Scored 12 runs..... vs. Memphis, April 6, 2016  
 Scored 13 runs..... vs. Loyola Marymount, March 7, 2015  
 Scored 14 runs..... vs. Auburn, March 26, 2016  
 Scored 15 runs..... vs. Western Illinois, March 12, 2016  
 Scored 16 runs..... at Missouri State, April 18, 2007  
 Scored 17 runs..... vs. Villanova, February 19, 2012  
 Scored 18 runs..... vs. Missouri State, June 5, 2015  
 Scored 19 runs..... vs. Grambling State (Fayetteville Regional), June 4, 2010  
 Scored 20 runs..... vs. Mississippi Valley State, Feb. 24, 2016  
 Scored 21 runs..... vs. Mississippi Valley State, Feb. 23, 2016  
 Scored 22 runs..... vs. Louisiana Tech, Feb. 14, 2004  
 Scored 23 runs..... Never  
 Scored 24 runs..... Missouri Southern, Feb. 11, 1998  
 Scored 25 runs..... Missouri Southern, Feb. 4, 2001  
 Scored 26 runs..... vs. Iowa (in Arlington, Texas), Feb. 14, 1997  
 Scored 27 runs..... Never  
 Scored 28 runs..... vs. Wisconsin-Milwaukee (2), Feb. 18, 2007  
 Scored 29 runs..... Morningside, April 6, 1968  
 Scored 30 runs..... at South Carolina, March 30, 1997  
 Scored 31-32 runs..... 32 vs. Saint Louis, April 7, 2010  
 Scored 33 + runs ..... 33 vs. Southwest Baptist, March 21, 1984

Had 14 hits..... vs. Auburn, March 26, 2016  
 Had 15 hits..... vs. Grambling State, March 15, 2016  
 Had 16 hits..... vs. North Dakota, Feb. 14, 2015  
 Had 17 hits..... vs. Memphis, April 6, 2016  
 Had 18 hits..... vs. Missouri State, June 5, 2015  
 Had 19 hits..... vs. Mississippi Valley State, Feb. 23, 2016  
 Had 20 hits..... at Mississippi State, April 11, 2010  
 Had 21 hits..... Kentucky, April 28, 2001  
 Had 22 hits..... vs. Wisconsin-Milwaukee (2), Feb. 18, 2007  
 Had 23 hits..... Centenary, March 31, 1999  
 Had 24 hits..... Georgia, March 17, 2001  
 Had 25 hits..... at Centenary, March 23, 2005  
 Had 26-29 hits..... 28 at South Carolina, March 30, 1997  
 Had 30 hits..... vs. Saint Louis, April 7, 2010  
 Had 31+ hits..... 32 vs. Southwest Baptist, March 21, 1984

4 Errors in a game ..... vs Miami, June 15, 2015  
 5 Errors in a game ..... vs. #2 Florida, April 14, 2016  
 6 Errors in a game ..... vs. Eastern Illinois, March 5, 2016  
 7 Errors in a game ..... vs. La. Tech, March 20, 2001

Was Shutout ..... vs Florida, May 22, 2015 (10-0)  
 Was Shutout Back-to-Back ..... vs. LSU, April 23-24, 2005 (7-0, 6-0)  
 Held to 1 hit..... vs. Missouri State, June 6, 2015  
 Held to 2 hits ..... at #3 Virginia, May 31, 2014  
 Held to 3 hits ..... vs Florida, May 21, 2015 (0-10)

Swept an SEC Home Series (three games) ..... vs. Auburn, March 25-27, 2016  
 Swept an SEC Road Series (three games) ..... at Alabama, April 30-May 2, 2015

Was Swept in SEC Home Series ..... vs. No. 2 Florida, April 14-16, 2016  
 Was Swept in SEC Road Series ..... at No. 14 Ole Miss, April 8-10, 2016

Swept a Non-conference Home Series..... vs. Grambling State, March 15-16, 2016  
 Swept a Non-conference Road Series..... at McNeese State, March 23-24, 2010  
 Was Swept in a Non-conference Home Series..... Gonzaga, March 10-11, 2015  
 Was Swept in a Non-conference Road Series..... at Nebraska, April 16, 2013  
 Won a Non-conference Home Series..... vs. Grambling State, March 15-16, 2016  
 Lost a Non-conference Home Series ..... vs. South Alabama, February 28-March 1, 2014  
 Lost a Non-conference Road Series ..... at Nebraska, April 16, 2013

Back-to-Back Shutouts ..... UK (1-0) April 22 and UK (2-0) April 22-23, 2016  
 Most Consecutive Shutouts ..... 4 vs. Wisconsin (March 15-16, 1980)  
 Shut out an opponent at home ..... vs. Western Illinois (3-0), March 13, 2016  
 Shut out an opponent on the road ..... at #12 Kentucky (2-0), April 23, 2016  
 Shut out an SEC opponent at home..... vs. South Carolina (7-0), April 5, 2014  
 Shut out an SEC opponent on the road ..... at #12 Kentucky (2-0), April 23, 2016



## THE NATIONAL POLLS

### Baseball America

April 25, 2016

|    |                   |       |
|----|-------------------|-------|
| 1  | Florida           | 36-6  |
| 2  | Texas A&M         | 32-8  |
| 3  | Mississippi State | 27-13 |
| 4  | Miami             | 30-8  |
| 5  | Florida State     | 28-11 |
| 6  | South Carolina    | 33-8  |
| 7  | TCU               | 28-10 |
| 8  | LSU               | 27-13 |
| 9  | Ole Miss          | 31-10 |
| 10 | Louisville        | 31-9  |
| 11 | Vanderbilt        | 30-10 |
| 12 | NC State          | 27-11 |
| 13 | Texas Tech        | 31-12 |
| 14 | Southern Miss     | 29-12 |
| 15 | Rice              | 25-13 |
| 16 | Michigan          | 28-10 |
| 17 | UC Santa Barbara  | 25-10 |
| 18 | Oregon State      | 26-10 |
| 19 | Coastal Carolina  | 30-11 |
| 20 | Tulane            | 26-13 |
| 21 | East Carolina     | 26-14 |
| 22 | Virginia          | 26-17 |
| 23 | UL-Lafayette      | 27-13 |
| 24 | Minnesota         | 25-11 |
| 25 | Oklahoma State    | 25-14 |

### D1Baseball

April 25, 2016

|    |                   |       |
|----|-------------------|-------|
| 1  | Florida           | 36-6  |
| 2  | Texas A&M         | 32-8  |
| 3  | Miami             | 30-8  |
| 4  | Mississippi State | 27-13 |
| 5  | Florida State     | 28-11 |
| 6  | NC State          | 27-11 |
| 7  | South Carolina    | 33-8  |
| 8  | Vanderbilt        | 30-10 |
| 9  | Louisville        | 31-9  |
| 10 | Oregon State      | 26-10 |
| 11 | LSU               | 27-13 |
| 12 | TCU               | 28-10 |
| 13 | Ole Miss          | 31-10 |
| 14 | Texas Tech        | 31-12 |
| 15 | Coastal Carolina  | 30-11 |
| 16 | Rice              | 25-13 |
| 17 | East Carolina     | 26-14 |
| 18 | UL-Lafayette      | 27-13 |
| 19 | Minnesota         | 25-11 |
| 20 | UC Santa Barbara  | 25-10 |
| 21 | Virginia          | 26-17 |
| 22 | Tulane            | 26-13 |
| 23 | Oklahoma State    | 25-14 |
| 24 | Arizona           | 26-14 |
| 25 | Southern Miss     | 29-12 |

### Perfect Game

April 25, 2016

|    |                   |       |
|----|-------------------|-------|
| 1  | Florida           | 36-6  |
| 2  | Texas A&M         | 32-8  |
| 3  | Mississippi State | 27-13 |
| 4  | Miami             | 30-8  |
| 5  | Florida State     | 28-11 |
| 6  | TCU               | 28-10 |
| 7  | Vanderbilt        | 30-10 |
| 8  | South Carolina    | 33-8  |
| 9  | NC State          | 27-11 |
| 10 | Oregon State      | 26-10 |
| 11 | Ole Miss          | 31-10 |
| 12 | Louisville        | 31-9  |
| 13 | Coastal Carolina  | 30-11 |
| 14 | Texas Tech        | 31-12 |
| 15 | LSU               | 27-13 |
| 16 | Michigan          | 28-10 |
| 17 | Dallas Baptist    | 27-11 |
| 18 | Oklahoma State    | 25-14 |
| 19 | UNC Wilmington    | 27-9  |
| 20 | Tulane            | 26-13 |
| 21 | Southern Miss     | 29-12 |
| 22 | Florida Atlantic  | 28-10 |
| 23 | UC Santa Barbara  | 25-10 |
| 24 | Rice              | 25-13 |
| 25 | North Carolina    | 26-15 |

### USA Today/ESPN

April 25, 2016

|    |                   |       |
|----|-------------------|-------|
| 1  | Florida           | 36-6  |
| 2  | Texas A&M         | 32-8  |
| 3  | Miami             | 30-8  |
| 4  | Mississippi State | 27-13 |
| 5  | South Carolina    | 33-8  |
| 6  | Florida State     | 28-11 |
| 7  | Vanderbilt        | 30-10 |
| 8  | Louisville        | 31-9  |
| 9  | NC State          | 28-11 |
| 10 | TCU               | 28-10 |
| 11 | Oregon State      | 26-10 |
| 12 | Ole Miss          | 31-10 |
| 13 | LSU               | 27-13 |
| 14 | Texas Tech        | 31-12 |
| 15 | Coastal Carolina  | 30-11 |
| 16 | UL-Lafayette      | 27-13 |
| 17 | Florida Atlantic  | 28-10 |
| 18 | Virginia          | 26-17 |
| 19 | UC Santa Barbara  | 25-10 |
| 20 | North Carolina    | 26-15 |
| 21 | Michigan          | 28-10 |
| 22 | Oklahoma State    | 25-14 |
| 23 | Missouri State    | 28-10 |
| 24 | East Carolina     | 26-14 |
| 25 | Georgia Tech      | 27-13 |

### Collegiate Baseball

April 25, 2016

|    |                   |       |
|----|-------------------|-------|
| 1  | Florida           | 36-6  |
| 2  | South Carolina    | 33-8  |
| 3  | Florida State     | 28-11 |
| 4  | Miami             | 30-8  |
| 5  | Texas A&M         | 32-8  |
| 6  | Vanderbilt        | 30-10 |
| 7  | Louisville        | 31-9  |
| 8  | Mississippi State | 27-13 |
| 9  | NC State          | 27-11 |
| 10 | Texas Tech        | 31-12 |
| 11 | TCU               | 28-10 |
| 12 | Oregon State      | 26-10 |
| 13 | Coastal Carolina  | 30-11 |
| 14 | Southern Miss     | 29-12 |
| 15 | LSU               | 27-13 |
| 16 | Virginia          | 26-17 |
| 17 | Arizona           | 26-14 |
| 18 | Minnesota         | 25-11 |
| 19 | Cal Poly          | 25-13 |
| 20 | California        | 22-14 |
| 21 | UC Santa Barbara  | 25-10 |
| 22 | Kentucky          | 24-15 |
| 23 | South Alabama     | 30-11 |
| 24 | Ole Miss          | 31-10 |
| 25 | Washington        | 22-14 |

### NCBWA

April 25, 2016

|    |                   |       |
|----|-------------------|-------|
| 1  | Florida           | 36-6  |
| 2  | Texas A&M         | 32-8  |
| 3  | Mississippi State | 27-13 |
| 4  | Miami             | 30-8  |
| 5  | Florida State     | 28-11 |
| 6  | Louisville        | 31-9  |
| 7  | Vanderbilt        | 30-10 |
| 8  | South Carolina    | 33-8  |
| 9  | TCU               | 28-10 |
| 10 | NC State          | 28-11 |
| 11 | LSU               | 27-13 |
| 12 | Oregon State      | 26-10 |
| 13 | Ole Miss          | 31-10 |
| 14 | Louisiana         | 27-13 |
| 15 | Michigan          | 28-10 |
| 16 | UC Santa Barbara  | 25-10 |
| 17 | Texas Tech        | 31-12 |
| 18 | Florida Atlantic  | 28-10 |
| 19 | North Carolina    | 26-15 |
| 20 | Virginia          | 26-17 |
| 21 | Oklahoma State    | 25-14 |
| 22 | Coastal Carolina  | 30-11 |
| 23 | Missouri State    | 28-10 |
| 24 | California        | 22-14 |
| 25 | Georgia Tech      | 27-13 |

### Arkansas Week-By-Week in the Polls

|           | BA | D1 | PG | USA TODAY | CB | NCBWA |
|-----------|----|----|----|-----------|----|-------|
| Preseason | -- | 25 | -- | 22        | 24 | 22    |
| Week 1    | -- | 24 | 25 | --        | 24 | 18    |
| Week 2    | 17 | 14 | 16 | --        | 16 | 12    |
| Week 3    | 18 | 14 | 18 | 14        | 17 | 16    |
| Week 4    | 17 | 14 | 17 | 13        | 17 | 15    |
| Week 5    | 25 | 20 | 22 | 18        | NR | 20    |
| Week 6    | 22 | 18 | 18 | 15        | NR | 16    |
| Week 7    | NR | NR | NR | 21        | NR | 24    |
| Week 8    | NR | NR | NR | NR        | NR | NR    |
| Week 9    | NR | NR | NR | NR        | NR | NR    |
| Week 10   | NR | NR | NR | NR        | NR | NR    |
| Week 11   | -- | -- | -- | --        | -- | --    |
| Week 12   | -- | -- | -- | --        | -- | --    |
| Week 13   | -- | -- | -- | --        | -- | --    |
| Week 14   | -- | -- | -- | --        | -- | --    |
| Week 15   | -- | -- | -- | --        | -- | --    |
| Final     | -- | -- | -- | --        | -- | --    |

BA - Baseball America

ESPN - USA Today/ESPN

CB - Collegiate Baseball

NCBWA - National Collegiate Baseball Writers Association

PG - Perfect Game

D1 - D1Baseball.com

**SEC STANDINGS (2016)**

|                   | Conference |    |      |    | Overall |    |      | Last 10 | Streak |
|-------------------|------------|----|------|----|---------|----|------|---------|--------|
|                   | W          | L  | Win  | GB | W       | L  | Win  |         |        |
| <b>WESTERN</b>    |            |    |      |    |         |    |      |         |        |
| Texas A&M         | 12         | 6  | .667 | -  | 32      | 8  | .800 | 8-2     | W 1    |
| Ole Miss          | 10         | 8  | .556 | 2  | 31      | 10 | .756 | 8-2     | W 5    |
| Mississippi State | 10         | 8  | .556 | 2  | 27      | 13 | .675 | 6-4     | L 1    |
| LSU               | 10         | 8  | .556 | 2  | 27      | 13 | .675 | 6-4     | W 1    |
| Alabama           | 9          | 9  | .500 | 3  | 24      | 17 | .585 | 6-4     | L 1    |
| Arkansas          | 6          | 12 | .333 | 6  | 24      | 16 | .600 | 4-6     | L 1    |
| Auburn            | 5          | 13 | .278 | 7  | 18      | 22 | .450 | 4-6     | L 3    |
| <b>EASTERN</b>    |            |    |      |    |         |    |      |         |        |
| South Carolina    | 14         | 4  | .778 | -  | 33      | 8  | .805 | 7-3     | W4     |
| Florida           | 13         | 5  | .722 | 1  | 36      | 6  | .857 | 7-3     | W2     |
| Kentucky          | 10         | 8  | .556 | 4  | 24      | 15 | .615 | 5-5     | W1     |
| Vanderbilt        | 10         | 8  | .556 | 4  | 30      | 10 | .750 | 6-4     | L2     |
| Georgia           | 7          | 11 | .389 | 7  | 21      | 20 | .512 | 5-5     | L2     |
| Tennessee         | 6          | 12 | .333 | 8  | 23      | 17 | .575 | 5-5     | W2     |
| Missouri          | 4          | 14 | .222 | 10 | 20      | 21 | .488 | 8-2     | L7     |

**2016 SEC PRESEASON POLL**

| School                                 | Points |  |
|--|--------|--|
| <b>WESTERN</b>                         |        |  |
| 1. Texas A&M (8)                       | 85     |  |
| 2. LSU (5)                             | 79     |  |
| 3. Arkansas                            | 65     |  |
| 4. Mississippi State (1)               | 49     |  |
| 5. Ole Miss                            | 46     |  |
| 6. Auburn                              | 33     |  |
| 7. Alabama                             | 28     |  |
| <b>EASTERN</b>                         |        |  |
| School                                 | Points |  |
| 1. Florida (13)                        | 91     |  |
| 2. Vanderbilt (1)                      | 78     |  |
| 3. South Carolina                      | 54     |  |
| 4. Kentucky                            | 53     |  |
| 5. Missouri                            | 47     |  |
| 6. Georgia                             | 32     |  |
| 7. Tennessee                           | 30     |  |
| Champion: Florida (13), Vanderbilt (1) |        |  |

**HOME RUN LISTING**

| No. | Player          | Gm# | Date     | Opponent           | Pitcher       | On Base | Inn | Outs | Count | Score | Final    |
|-----|-----------------|-----|----------|--------------------|---------------|---------|-----|------|-------|-------|----------|
| 1.  | Luke Bonfield   | 3   | Feb 21   | Central Michigan   | Williams, B.  | 2       | 7   | 1    | 2-0   | 6-3   | W, 9-4   |
| 2.  | Clark Eagan     | 4   | Feb. 23  | Miss. Valley State | Hodges, C.    | 1       | 2   | 0    | 2-1   | 7-1   | W, 21-4  |
| 3.  | Luke Bonfield   | 4   | Feb. 23  | Miss. Valley State | Gullett, C.   | 1       | 3   | 2    | 2-0   | 12-1  | W, 21-4  |
| 4.  | Austin Catron   | 4   | Feb. 23  | Miss. Valley State | McWright, C.  | 1       | 6   | 2    | 3-2   | 21-4  | W, 21-4  |
| 5.  | Michael Bernal  | 5   | Feb. 24  | Miss. Valley State | Spencer, F.   | 1       | 5   | 0    | 3-1   | 9-0   | W, 20-0  |
| 6.  | Carson Shaddy   | 5   | Feb. 24  | Miss. Valley State | Spencer, F.   | 1       | 6   | 0    | 2-2   | 13-0  | W, 20-0  |
| 7.  | Carson Shaddy   | 5   | Feb. 24  | Miss. Valley State | McWright, C.  | 0       | 8   | 0    | 0-1   | 14-0  | W, 20-0  |
| 8.  | Michael Bernal  | 7   | Feb. 27  | #9 Houston         | King, J.      | 1       | 2   | 1    | 1-0   | 1-1   | W, 12-3  |
| 9.  | Michael Bernal  | 7   | Feb. 27  | #9 Houston         | Hernandez, N. | 2       | 3   | 2    | 0-1   | 5-1   | W, 12-3  |
| 10. | Carson Shaddy   | 7   | Feb. 27  | #9 Houston         | Reed, C.      | 1       | 8   | 0    | 3-2   | 10-3  | W, 12-3  |
| 11. | Michael Bernal  | 8   | Feb. 28  | #23 Texas Tech     | Howard, H.    | 1       | 4   | 1    | 1-2   | 4-5   | W, 10-6  |
| 12. | Clark Eagan     | 8   | Feb. 28  | #23 Texas Tech     | Martin, D.    | 0       | 5   | 0    | 3-2   | 7-5   | W, 10-6  |
| 13. | Carson Shaddy   | 9   | March 2  | Louisiana Tech     | Clancy, T.    | 0       | 1   | 1    | 1-0   | 1-0   | L, 3-2   |
| 14. | Grant Koch      | 10  | March 4  | Eastern Illinois   | Wivinis, M.   | 0       | 3   | 0    | 1-1   | 0-0   | W, 5-2   |
| 15. | Carson Shaddy   | 10  | March 4  | Eastern Illinois   | Wivinis, M.   | 1       | 3   | 2    | 2-0   | 1-0   | W, 5-2   |
| 16. | Jake Arledge    | 11  | March 5  | Eastern Illinois   | Hughes        | 0       | 2   | 1    | 1-1   | 2-3   | L, 10-8  |
| 17. | Jake Arledge    | 11  | March 5  | Eastern Illinois   | Thurston      | 1       | 7   | 2    | 2-2   | 5-8   | L, 10-8  |
| 18. | Chad Spanberger | 11  | March 5  | Eastern Illinois   | Fisher        | 0       | 9   | 1    | 2-2   | 7-8   | L, 10-8  |
| 19. | Rick Nomura     | 13  | March 9  | Gonzaga            | Hellinger     | 3       | 6   | 2    | 0-1   | 10-6  | L, 15-10 |
| 20. | Tucker Pennell  | 14  | March 11 | Western Illinois   | Church        | 1       | 5   | 2    | 3-2   | 2-0   | W, 3-2   |
| 21. | Chad Spanberger | 15  | March 12 | Western Illinois   | Mortillaro    | 2       | 3   | 1    | 2-1   | 2-2   | W, 9-3   |
| 22. | Rick Nomura     | 15  | March 12 | Western Illinois   | Sturchio      | 0       | 5   | 0    | 3-2   | 5-3   | W, 9-3   |
| 23. | Rick Nomura     | 16  | March 15 | Grambling State    | Hoover        | 1       | 4   | 1    | 0-0   | 6-3   | W, 14-4  |
| 24. | Tucker Pennell  | 19  | March 18 | #12 South Carolina | Schmidt       | 0       | 3   | 1    | 0-0   | 8-0   | L, 10-6  |
| 25. | Luke Bonfield   | 19  | March 18 | #12 South Carolina | Murray        | 1       | 8   | 1    | 0-0   | 9-4   | L, 10-6  |
| 26. | Michael Bernal  | 23  | March 26 | Auburn             | Mize          | 1       | 4   | 2    | 0-0   | 1-0   | W, 14-7  |
| 27. | Michael Bernal  | 23  | March 26 | Auburn             | Mitchell      | 1       | 5   | 2    | 2-2   | 6-0   | W, 14-7  |
| 28. | Luke Bonfield   | 23  | March 26 | Auburn             | Sprinkle      | 1       | 6   | 1    | 3-2   | 11-0  | W, 14-7  |
| 29. | Chad Spanberger | 23  | March 26 | Auburn             | Frazier       | 0       | 8   | 1    | 2-2   | 13-5  | W, 14-7  |
| 30. | Catron          | 27  | April 2  | Missouri           | Houck         | 5       | 2   | 0    | 0-2   | 6-1   | L, 8-5   |
| 31. | Luke Bonfield   | 29  | April 6  | Memphis            | Bowlan        | 0       | 2   | 1    | 2-1   | 1-0   | W, 12-4  |
| 32. | Luke Bonfield   | 31  | April 9  | #14 Ole Miss       | Parkinson     | 0       | 4   | 0    | 2-0   | 4-0   | L, 14-9  |
| 33. | Bernal, M.      | 32  | April 10 | at #14 Ole Miss    | Smith, C.     | 1       | 9   | 1    | 3-2   | 5-8   | L, 7-8   |
| 33. | Grant Koch      | 34  | April 14 | #2 Florida         | Byrne         | 2       | 8   | 1    | 2-2   | 5-11  | L, 12-8  |
| 34. | Chad Spanberger | 34  | April 14 | #2 Florida         | Anderson      | 0       | 9   | 2    | 1-0   | 8-12  | L, 12-8  |
| 35. | Michael Bernal  | 35  | April 15 | #2 Florida         | Shore         | 0       | 4   | 2    | 1-1   | 1-1   | L, 2-9   |
| 36. | Chad Spanberger | 37  | April 19 | #25 Creighton      | Stroschein    | 1       | 2   | 2    | 2-0   | 0-0   | W, 6-2   |
| 38. | Chad Spanberger | 38  | April 22 | #12 Kentucky       | Brown, Z.     | 0       | 10  | 0    | 1-0   | 0-0   | W, 1-0   |
| 39. | Clark Eagan     | 40  | April 23 | #12 Kentucky       | Cody, K.      | 0       | 5   | 2    | 1-1   | 3-3   | L, 5-4   |



## BULLPEN CHART

| Player               | ERA         | W         | L        | APP       | GS       | CG       | SHO      | CBO      | SV       | IP           | H          | R          | ER        | BB        | SO         | 2B        | 3B       | HR        | AB         | B/Avg       | WP        | HBP       | BK       | SFA      | SHA       |
|----------------------|-------------|-----------|----------|-----------|----------|----------|----------|----------|----------|--------------|------------|------------|-----------|-----------|------------|-----------|----------|-----------|------------|-------------|-----------|-----------|----------|----------|-----------|
| 46 Barrett Loseke    | 0.00        | 0         | 0        | 6         | 0        | 0        | 0        | 0        | 0        | 8.1          | 6          | 0          | 0         | 7         | 10         | 1         | 0        | 0         | 29         | .207        | 4         | 0         | 0        | 0        | 1         |
| 37 Weston Rogers     | 0.00        | 0         | 0        | 3         | 0        | 0        | 0        | 0        | 0        | 3.2          | 3          | 0          | 0         | 0         | 4          | 0         | 0        | 0         | 12         | .250        | 1         | 0         | 0        | 0        | 1         |
| 16 Blaine Knight     | 0.50        | 1         | 0        | 7         | 0        | 0        | 0        | 0        | 0        | 18.0         | 19         | 2          | 1         | 6         | 18         | 2         | 0        | 0         | 72         | .264        | 0         | 0         | 1        | 0        | 0         |
| 36 Cannon Chadwick   | 1.76        | 1         | 0        | 8         | 0        | 0        | 0        | 1        | 0        | 15.1         | 13         | 4          | 3         | 4         | 10         | 2         | 0        | 0         | 54         | .241        | 0         | 1         | 0        | 1        | 1         |
| 10 Josh Alberius     | 2.49        | 3         | 0        | 18        | 0        | 0        | 0        | 2        | 0        | 25.1         | 23         | 8          | 7         | 7         | 33         | 6         | 0        | 1         | 93         | .247        | 1         | 4         | 0        | 1        | 1         |
| 5 Cody Scroggins     | 3.00        | 0         | 0        | 3         | 0        | 0        | 0        | 0        | 0        | 3.0          | 1          | 1          | 1         | 2         | 1          | 0         | 0        | 0         | 8          | .125        | 2         | 1         | 0        | 0        | 0         |
| 14 Doug Willey       | 3.38        | 1         | 2        | 19        | 0        | 0        | 0        | 2        | 3        | 21.1         | 23         | 9          | 8         | 3         | 23         | 3         | 0        | 1         | 79         | .291        | 0         | 2         | 0        | 1        | 0         |
| 32 Zach Jackson      | 3.68        | 2         | 2        | 11        | 0        | 0        | 0        | 0        | 4        | 22.0         | 19         | 12         | 9         | 18        | 27         | 3         | 0        | 2         | 81         | .235        | 2         | 2         | 0        | 0        | 5         |
| 55 Isaiah Campbell   | 4.15        | 0         | 0        | 4         | 0        | 0        | 0        | 0        | 0        | 4.1          | 8          | 5          | 2         | 0         | 5          | 1         | 0        | 1         | 22         | .364        | 0         | 2         | 0        | 0        | 0         |
| 28 James Teague      | 4.58        | 2         | 2        | 11        | 0        | 0        | 0        | 0        | 0        | 19.2         | 17         | 12         | 10        | 13        | 22         | 3         | 1        | 1         | 69         | .246        | 3         | 2         | 0        | 1        | 1         |
| 38 Jordan Rodriguez  | 5.54        | 0         | 0        | 17        | 0        | 0        | 0        | 1        | 1        | 13.0         | 10         | 8          | 8         | 8         | 11         | 2         | 0        | 3         | 47         | .213        | 0         | 1         | 0        | 0        | 1         |
| 30 Hunter Hart       | 5.68        | 1         | 0        | 9         | 0        | 0        | 0        | 0        | 0        | 12.2         | 11         | 11         | 8         | 11        | 14         | 3         | 0        | 0         | 44         | .250        | 6         | 2         | 0        | 1        | 0         |
| 21 Kacey Murphy      | 7.56        | 0         | 0        | 10        | 0        | 0        | 0        | 1        | 0        | 8.1          | 12         | 7          | 7         | 5         | 8          | 4         | 0        | 0         | 36         | .333        | 0         | 1         | 0        | 0        | 0         |
| 34 Jake Reindl       | 8.10        | 0         | 0        | 4         | 0        | 0        | 0        | 1        | 0        | 3.1          | 5          | 3          | 3         | 0         | 3          | 1         | 0        | 0         | 15         | .333        | 1         | 0         | 0        | 0        | 0         |
| 25 Dominic Taccolini | 9.00        | 0         | 0        | 2         | 0        | 0        | 0        | 0        | 0        | 5.0          | 6          | 5          | 5         | 2         | 7          | 1         | 0        | 1         | 20         | .300        | 0         | 1         | 0        | 0        | 1         |
| 11 Keaton McKinney   | 9.00        | 0         | 0        | 1         | 0        | 0        | 0        | 0        | 0        | 2.0          | 4          | 2          | 2         | 0         | 1          | 1         | 0        | 0         | 10         | .400        | 1         | 0         | 0        | 0        | 0         |
| 13 Ty Harris         | 9.64        | 0         | 0        | 7         | 0        | 0        | 0        | 2        | 0        | 4.2          | 6          | 5          | 5         | 5         | 2          | 0         | 0        | 1         | 19         | .316        | 2         | 1         | 0        | 0        | 0         |
| 18 Anthony Dahl      | 10.50       | 1         | 1        | 5         | 0        | 0        | 0        | 0        | 0        | 6.0          | 12         | 7          | 7         | 1         | 7          | 4         | 0        | 0         | 29         | .414        | 0         | 2         | 0        | 1        | 0         |
| <b>Totals</b>        | <b>3.95</b> | <b>12</b> | <b>7</b> | <b>40</b> | <b>0</b> | <b>0</b> | <b>4</b> | <b>2</b> | <b>8</b> | <b>196.0</b> | <b>198</b> | <b>101</b> | <b>86</b> | <b>92</b> | <b>206</b> | <b>37</b> | <b>1</b> | <b>11</b> | <b>739</b> | <b>.268</b> | <b>23</b> | <b>22</b> | <b>1</b> | <b>6</b> | <b>12</b> |

## PINCH HIT APPEARANCES

| Gm# | Date     | Opponent           | Batter          | Scoring   | Inn | Outs | Score | Final   |
|-----|----------|--------------------|-----------------|-----------|-----|------|-------|---------|
| 2   | Feb 20   | Central Michigan   | Catron, A.      | 1B        | 8   | 2    | 3-2   | W, 4-3  |
| 3   | Feb 21   | Central Michigan   | Arledge, J.     | 5-3       | 7   | 1    | 9-3   | W, 9-4  |
| 4   | Feb 23   | Miss. Valley State | Simms, D.       | 1B        | 5   | 2    | 15-1  | W, 21-4 |
| 4   | Feb 23   | Miss. Valley State | Scroggins, C.   | P4        | 5   | 2    | 16-1  | W, 21-4 |
| 7   | Feb 27   | #9 Houston         | Catron, A.      | 1B        | 3   | 2    | 3-1   | W, 12-3 |
| 8   | Feb. 28  | #23 Texas Tech     | Simms, D.       | 54 SAC BU | 7   | 1    | 9-6   | W, 10-6 |
| 9   | March 2  | Louisiana Tech     | Catron, A.      | K         | 9   | 1    | 3-2   | L, 3-2  |
| 10  | March 4  | Eastern Illinois   | Benninghoff, J. | KL        | 5   | 1    | 4-2   | W, 5-2  |
| 11  | March 5  | Eastern Illinois   | Spanberger, C.  | HR        | 9   | 1    | 7-8   | L, 10-8 |
| 12  | March 6  | Eastern Illinois   | Spanberger, C.  | 4-3       | 4   | 1    | 1-2   | W, 3-2  |
| 13  | March 11 | Western Illinois   | Spanberger, C.  | P5        | 9   | 0    | 2-2   | W, 3-2  |
| 14  | March 13 | Western Illinois   | Benninghoff, J. | K         | 8   | 1    | 3-0   | W, 3-0  |
| 15  | March 15 | Grambling State    | Scroggins, C    | 5-3       | 7   | 2    | 14-4  | W, 14-4 |
| 19  | March 18 | #12 South Carolina | Simms, D.       | L7        | 6   | 0    | 8-1   | L, 10-6 |
| 21  | March 20 | #12 South Carolina | Cole, E.        | K         | 9   | 0    | 9-6   | L, 8-6  |
| 23  | March 26 | Auburn             | Gosser, A.      | P4        | 6   | 2    | 13-0  | W, 14-7 |
| 23  | March 26 | Auburn             | Koch, G.        | F8        | 8   | 0    | 13-5  | W, 14-7 |
| 26  | April 1  | Missouri           | Simms, D.       | K BU      | 6   | 0    | 2-3   | W, 7-6  |
| 27  | April 2  | Missouri           | Bonfield, L     | K         | 8   | 1    | 4-7   | L, 8-5  |
| 28  | April 3  | Missouri           | Simms, D.       | 3U        | 7   | 1    | 0-4   | L, 10-1 |
| 29  | April 6  | Memphis            | Benninghoff, J. | K         | 8   | 0    | 10-2  | W, 12-4 |
| 31  | April 9  | #14 Ole Miss       | Catron, A.      | F7        | 7   | 2    | 1-6   | L, 14-9 |
| 32  | April 12 | ULM                | Simms, D        | 1B        | 8   | 1    | 2-1   | W, 3-1  |
| 34  | April 14 | #2 Florida         | Koch, G.        | BB        | 5   | 0    | 0-7   | L, 12-8 |
| 36  | April 16 | #2 Florida         | Koch, G.        | F8        | 7   | 1    | 0-6   | L, 8-2  |
| 40  | April 23 | #12 Kentucky       | Koch, G.        | 31        | 6   | 1    | 4-3   | L, 5-4  |

## Inning-by-inning Scoring Summary

|           | 1  | 2  | 3  | 4  | 5  | 6  | 7  | 8  | 9  | EX | Total |
|-----------|----|----|----|----|----|----|----|----|----|----|-------|
| Arkansas  | 23 | 25 | 29 | 29 | 34 | 33 | 27 | 42 | 13 | 2  | 257   |
| Opponents | 25 | 22 | 15 | 35 | 18 | 19 | 21 | 26 | 16 | 2  | 199   |

**GAME-BY-GAME HITTING (2016)**

| Date          | Opponent           | AB          | R          | H          | RBI        | 2B        | 3B       | HR        | BB         | IBB      | SB        | CS        | HBP       | SAC       | SF        | GDP       | K          | PO          | A          | E         | Avg         |
|---------------|--------------------|-------------|------------|------------|------------|-----------|----------|-----------|------------|----------|-----------|-----------|-----------|-----------|-----------|-----------|------------|-------------|------------|-----------|-------------|
| Feb 19, 2016  | CENTRAL MICHIGAN   | 30          | 6          | 8          | 4          | 0         | 1        | 0         | 2          | 0        | 0         | 0         | 2         | 3         | 0         | 0         | 6          | 27          | 13         | 0         | .267        |
| Feb 20, 2016  | CENTRAL MICHIGAN   | 28          | 4          | 9          | 3          | 0         | 0        | 0         | 2          | 0        | 0         | 1         | 0         | 3         | 1         | 2         | 9          | 27          | 13         | 0         | .293        |
| Feb 21, 2016  | CENTRAL MICHIGAN   | 27          | 9          | 10         | 7          | 1         | 1        | 1         | 7          | 0        | 1         | 0         | 0         | 0         | 1         | 0         | 2          | 24          | 13         | 1         | .318        |
| Feb 23, 2016  | MISS. VALLEY STATE | 40          | 21         | 19         | 21         | 3         | 2        | 3         | 10         | 0        | 0         | 0         | 0         | 0         | 3         | 0         | 4          | 27          | 15         | 2         | .368        |
| Feb 24, 2016  | MISS. VALLEY STATE | 37          | 20         | 15         | 19         | 4         | 0        | 3         | 10         | 0        | 1         | 0         | 1         | 1         | 4         | 0         | 4          | 27          | 16         | 0         | .377        |
| Feb 26, 2016  | vs Rice            | 31          | 5          | 7          | 4          | 4         | 0        | 0         | 3          | 0        | 0         | 0         | 3         | 1         | 1         | 0         | 4          | 27          | 11         | 0         | .352        |
| Feb 27, 2016  | vs Houston         | 38          | 12         | 13         | 11         | 1         | 0        | 3         | 3          | 0        | 0         | 0         | 1         | 0         | 0         | 0         | 9          | 27          | 9          | 0         | .351        |
| Feb 28, 2016  | vs Texas Tech      | 36          | 10         | 12         | 7          | 2         | 1        | 2         | 4          | 0        | 3         | 0         | 2         | 1         | 1         | 1         | 8          | 27          | 11         | 0         | .348        |
| Mar 02, 2016  | LOUISIANA TECH     | 33          | 2          | 6          | 2          | 0         | 0        | 1         | 4          | 1        | 2         | 0         | 0         | 0         | 0         | 1         | 8          | 27          | 13         | 0         | .330        |
| Mar 04, 2016  | EASTERN ILLINOIS   | 33          | 5          | 8          | 5          | 0         | 1        | 2         | 4          | 0        | 2         | 0         | 0         | 0         | 0         | 0         | 7          | 27          | 10         | 0         | .321        |
| Mar 05, 2016  | EASTERN ILLINOIS   | 44          | 8          | 11         | 8          | 2         | 0        | 3         | 13         | 1        | 1         | 0         | 0         | 1         | 0         | 1         | 5          | 36          | 22         | 6         | .313        |
| Mar 06, 2016  | EASTERN ILLINOIS   | 28          | 3          | 6          | 3          | 2         | 0        | 0         | 8          | 2        | 0         | 2         | 1         | 2         | 1         | 0         | 3          | 27          | 14         | 2         | .306        |
| Mar 09, 2016  | GONZAGA            | 35          | 10         | 10         | 9          | 1         | 0        | 1         | 7          | 0        | 0         | 1         | 1         | 0         | 0         | 0         | 8          | 27          | 7          | 1         | .305        |
| Mar 11, 2016  | WESTERN ILLINOIS   | 32          | 3          | 4          | 3          | 1         | 0        | 1         | 5          | 0        | 2         | 0         | 1         | 2         | 0         | 0         | 5          | 30          | 13         | 3         | .292        |
| Mar 12, 2016  | WESTERN ILLINOIS   | 39          | 9          | 15         | 9          | 6         | 0        | 2         | 3          | 0        | 4         | 0         | 0         | 0         | 1         | 0         | 3          | 27          | 16         | 1         | .299        |
| Mar 13, 2016  | WESTERN ILLINOIS   | 28          | 3          | 6          | 3          | 1         | 0        | 0         | 3          | 0        | 1         | 0         | 2         | 2         | 0         | 1         | 9          | 27          | 13         | 1         | .295        |
| Mar 15, 2016  | GRAMBLING STATE    | 40          | 14         | 15         | 13         | 6         | 0        | 1         | 5          | 0        | 0         | 0         | 3         | 0         | 1         | 0         | 6          | 27          | 13         | 0         | .301        |
| Mar 16, 2016  | GRAMBLING STATE    | 25          | 3          | 4          | 2          | 1         | 0        | 0         | 7          | 0        | 2         | 1         | 1         | 0         | 1         | 1         | 5          | 27          | 11         | 1         | .295        |
| Mar 18, 2016  | at South Carolina  | 39          | 6          | 12         | 6          | 3         | 0        | 2         | 1          | 0        | 0         | 0         | 0         | 0         | 0         | 0         | 13         | 24          | 13         | 0         | .295        |
| Mar 19, 2016  | at South Carolina  | 29          | 2          | 4          | 1          | 0         | 0        | 0         | 4          | 0        | 1         | 0         | 2         | 0         | 0         | 2         | 9          | 24          | 8          | 0         | .289        |
| Mar 20, 2016  | at South Carolina  | 33          | 6          | 9          | 4          | 2         | 0        | 0         | 3          | 0        | 2         | 0         | 1         | 0         | 1         | 0         | 11         | 24          | 9          | 1         | .288        |
| Mar 25, 2016  | AUBURN             | 32          | 3          | 9          | 3          | 2         | 0        | 0         | 1          | 0        | 0         | 0         | 0         | 0         | 0         | 1         | 5          | 27          | 11         | 0         | .288        |
| Mar 26, 2016  | AUBURN             | 38          | 14         | 14         | 11         | 2         | 0        | 4         | 7          | 0        | 0         | 0         | 0         | 0         | 0         | 1         | 2          | 27          | 9          | 0         | .292        |
| Mar 27, 2016  | AUBURN             | 32          | 3          | 7          | 3          | 0         | 0        | 0         | 3          | 0        | 0         | 0         | 0         | 0         | 0         | 0         | 8          | 27          | 12         | 0         | .289        |
| Mar 29, 2016  | at Oklahoma State  | 34          | 4          | 8          | 3          | 2         | 0        | 0         | 6          | 0        | 0         | 1         | 0         | 1         | 0         | 2         | 10         | 24          | 10         | 1         | .287        |
| Apr 01, 2016  | MISSOURI           | 34          | 7          | 13         | 7          | 2         | 0        | 0         | 1          | 0        | 0         | 0         | 0         | 2         | 1         | 0         | 6          | 27          | 9          | 2         | .290        |
| Apr 02, 2016  | MISSOURI           | 35          | 5          | 8          | 5          | 1         | 1        | 1         | 4          | 0        | 0         | 0         | 1         | 0         | 0         | 0         | 7          | 27          | 10         | 1         | .288        |
| Apr 03, 2016  | MISSOURI           | 32          | 1          | 6          | 1          | 0         | 0        | 0         | 4          | 0        | 0         | 0         | 0         | 1         | 0         | 0         | 10         | 27          | 6          | 1         | .285        |
| Apr 06, 2016  | at Memphis         | 42          | 12         | 16         | 7          | 3         | 0        | 1         | 2          | 0        | 2         | 0         | 0         | 1         | 1         | 2         | 6          | 27          | 6          | 1         | .289        |
| Apr 08, 2016  | at Ole Miss        | 33          | 3          | 7          | 3          | 3         | 0        | 0         | 2          | 0        | 3         | 0         | 0         | 0         | 1         | 0         | 13         | 24          | 5          | 0         | .286        |
| Apr 09, 2016  | at Ole Miss        | 38          | 9          | 14         | 8          | 3         | 1        | 1         | 6          | 0        | 0         | 1         | 0         | 0         | 1         | 1         | 6          | 24          | 11         | 2         | .289        |
| Apr 10, 2016  | at Ole Miss        | 37          | 7          | 10         | 5          | 1         | 0        | 1         | 4          | 0        | 0         | 0         | 2         | 0         | 0         | 3         | 6          | 24          | 10         | 0         | .288        |
| Apr 12, 2016  | ULM                | 27          | 3          | 6          | 3          | 2         | 0        | 0         | 5          | 1        | 0         | 0         | 4         | 1         | 1         | 2         | 7          | 27          | 9          | 1         | .287        |
| Apr 14, 2016  | FLORIDA            | 38          | 8          | 10         | 7          | 2         | 0        | 2         | 4          | 0        | 1         | 0         | 2         | 0         | 0         | 0         | 14         | 27          | 9          | 5         | .286        |
| Apr 15, 2016  | FLORIDA            | 35          | 2          | 9          | 2          | 2         | 0        | 1         | 0          | 0        | 0         | 0         | 1         | 0         | 0         | 0         | 8          | 27          | 19         | 2         | .285        |
| Apr 16, 2016  | FLORIDA            | 35          | 2          | 9          | 2          | 3         | 0        | 0         | 2          | 0        | 0         | 1         | 0         | 0         | 0         | 0         | 14         | 27          | 10         | 1         | .284        |
| Apr 19, 2016  | CREIGHTON          | 33          | 6          | 11         | 5          | 1         | 0        | 1         | 2          | 0        | 1         | 1         | 0         | 0         | 0         | 1         | 2          | 27          | 14         | 1         | .286        |
| Apr 22, 2016  | at Kentucky        | 35          | 1          | 7          | 1          | 0         | 0        | 1         | 2          | 0        | 0         | 1         | 0         | 1         | 0         | 0         | 6          | 30          | 16         | 1         | .283        |
| Apr 23, 2016  | at Kentucky        | 26          | 2          | 5          | 2          | 1         | 0        | 0         | 1          | 0        | 0         | 0         | 0         | 0         | 0         | 1         | 1          | 21          | 7          | 1         | .282        |
| Apr 23, 2016  | at Kentucky        | 26          | 4          | 5          | 4          | 2         | 0        | 1         | 1          | 0        | 0         | 0         | 0         | 1         | 0         | 0         | 6          | 20          | 5          | 0         | .280        |
| <b>Totals</b> |                    | <b>1347</b> | <b>257</b> | <b>377</b> | <b>226</b> | <b>72</b> | <b>8</b> | <b>39</b> | <b>165</b> | <b>5</b> | <b>29</b> | <b>10</b> | <b>31</b> | <b>24</b> | <b>21</b> | <b>23</b> | <b>275</b> | <b>1058</b> | <b>451</b> | <b>39</b> | <b>.280</b> |



## GAME-BY-GAME PITCHING (2016)

| Date          | Opponent           | IP           | H          | R          | ER         | BB         | SO         | 2B        | 3B       | HR        | WP        | BK       | HBP       | DP        | IBB      | Score          | W         | L         | SV       | ERA         |
|---------------|--------------------|--------------|------------|------------|------------|------------|------------|-----------|----------|-----------|-----------|----------|-----------|-----------|----------|----------------|-----------|-----------|----------|-------------|
| Feb 19, 2016  | CENTRAL MICHIGAN   | 9.0          | 2          | 1          | 1          | 3          | 7          | 0         | 0        | 0         | 0         | 0        | 1         | 1         | 0        | 6-1            | 1         | 0         | 0        | 1.00        |
| Feb 20, 2016  | CENTRAL MICHIGAN   | 9.0          | 7          | 3          | 3          | 2          | 8          | 3         | 0        | 0         | 0         | 0        | 3         | 0         | 0        | 4-3            | 2         | 0         | 1        | 2.00        |
| Feb 21, 2016  | CENTRAL MICHIGAN   | 8.0          | 7          | 4          | 2          | 5          | 6          | 0         | 0        | 0         | 1         | 0        | 1         | 2         | 0        | 9-4            | 3         | 0         | 1        | 2.08        |
| Feb 23, 2016  | MISS. VALLEY STATE | 9.0          | 7          | 4          | 4          | 1          | 11         | 1         | 0        | 1         | 2         | 0        | 0         | 1         | 0        | 21-4           | 4         | 0         | 1        | 2.57        |
| Feb 24, 2016  | MISS. VALLEY STATE | 9.0          | 4          | 0          | 0          | 0          | 12         | 0         | 0        | 0         | 0         | 0        | 0         | 1         | 0        | 20-0           | 5         | 0         | 1        | 2.05        |
| Feb 26, 2016  | vs Rice            | 9.0          | 6          | 2          | 2          | 1          | 10         | 0         | 0        | 0         | 1         | 0        | 0         | 0         | 0        | 5-2            | 6         | 0         | 2        | 2.04        |
| Feb 27, 2016  | vs Houston         | 9.0          | 11         | 3          | 3          | 5          | 13         | 5         | 0        | 0         | 1         | 0        | 0         | 1         | 0        | 12-3           | 7         | 0         | 2        | 2.18        |
| Feb 28, 2016  | vs Texas Tech      | 9.0          | 11         | 6          | 6          | 7          | 10         | 2         | 0        | 0         | 1         | 0        | 2         | 3         | 0        | 10-6           | 8         | 0         | 2        | 2.66        |
| Mar 02, 2016  | LOUISIANA TECH     | 9.0          | 6          | 3          | 3          | 2          | 5          | 1         | 0        | 0         | 1         | 0        | 0         | 1         | 0        | 2-3            | 8         | 1         | 2        | 2.70        |
| Mar 04, 2016  | EASTERN ILLINOIS   | 9.0          | 8          | 2          | 2          | 2          | 9          | 0         | 0        | 0         | 0         | 0        | 0         | 1         | 0        | 5-2            | 9         | 1         | 3        | 2.63        |
| Mar 05, 2016  | EASTERN ILLINOIS   | 12.0         | 16         | 10         | 9          | 5          | 9          | 2         | 0        | 1         | 1         | 0        | 0         | 1         | 0        | 8-10           | 9         | 2         | 3        | 3.12        |
| Mar 06, 2016  | EASTERN ILLINOIS   | 9.0          | 4          | 2          | 1          | 2          | 3          | 1         | 0        | 0         | 0         | 0        | 0         | 1         | 0        | 3-2            | 10        | 2         | 3        | 2.95        |
| Mar 09, 2016  | GONZAGA            | 9.0          | 18         | 15         | 14         | 5          | 6          | 3         | 0        | 0         | 4         | 0        | 5         | 1         | 0        | 10-15          | 10        | 3         | 3        | 3.78        |
| Mar 11, 2016  | WESTERN ILLINOIS   | 10.0         | 4          | 2          | 1          | 5          | 14         | 0         | 0        | 0         | 0         | 0        | 0         | 2         | 0        | 3-2            | 11        | 3         | 3        | 3.56        |
| Mar 12, 2016  | WESTERN ILLINOIS   | 9.0          | 9          | 3          | 3          | 6          | 6          | 1         | 0        | 1         | 0         | 0        | 1         | 0         | 0        | 9-3            | 12        | 3         | 3        | 3.52        |
| Mar 13, 2016  | WESTERN ILLINOIS   | 9.0          | 2          | 0          | 0          | 3          | 10         | 0         | 0        | 0         | 0         | 0        | 2         | 2         | 0        | 3-0            | 13        | 3         | 4        | 3.31        |
| Mar 15, 2016  | GRAMBLING STATE    | 9.0          | 8          | 4          | 4          | 2          | 9          | 2         | 0        | 2         | 0         | 0        | 0         | 1         | 0        | 14-4           | 14        | 3         | 4        | 3.35        |
| Mar 16, 2016  | GRAMBLING STATE    | 9.0          | 6          | 2          | 2          | 0          | 8          | 0         | 0        | 1         | 0         | 1        | 0         | 0         | 0        | 3-2            | 15        | 3         | 5        | 3.27        |
| Mar 18, 2016  | at South Carolina  | 8.0          | 16         | 10         | 10         | 2          | 3          | 2         | 1        | 1         | 1         | 0        | 2         | 1         | 0        | 6-10           | 15        | 4         | 5        | 3.64        |
| Mar 19, 2016  | at South Carolina  | 8.0          | 8          | 6          | 6          | 4          | 7          | 0         | 0        | 1         | 0         | 0        | 1         | 0         | 0        | 2-6            | 15        | 5         | 5        | 3.78        |
| Mar 20, 2016  | at South Carolina  | 8.0          | 10         | 8          | 7          | 5          | 6          | 2         | 1        | 1         | 0         | 0        | 1         | 0         | 0        | 6-8            | 15        | 6         | 5        | 3.95        |
| Mar 25, 2016  | AUBURN             | 9.0          | 9          | 2          | 2          | 9          | 10         | 1         | 0        | 0         | 0         | 0        | 2         | 1         | 0        | 3-2            | 16        | 6         | 5        | 3.86        |
| Mar 26, 2016  | AUBURN             | 9.0          | 12         | 7          | 7          | 7          | 6          | 1         | 0        | 1         | 0         | 0        | 1         | 1         | 0        | 14-7           | 17        | 6         | 5        | 4.00        |
| Mar 27, 2016  | AUBURN             | 9.0          | 10         | 1          | 1          | 3          | 9          | 0         | 0        | 1         | 1         | 0        | 1         | 0         | 0        | 3-1            | 18        | 6         | 5        | 3.88        |
| Mar 29, 2016  | at Oklahoma State  | 8.0          | 8          | 5          | 4          | 4          | 6          | 2         | 0        | 1         | 0         | 0        | 1         | 2         | 0        | 4-5            | 18        | 7         | 5        | 3.90        |
| Apr 01, 2016  | MISSOURI           | 9.0          | 9          | 6          | 5          | 4          | 6          | 4         | 0        | 2         | 1         | 0        | 0         | 1         | 0        | 7-6            | 19        | 7         | 6        | 3.94        |
| Apr 02, 2016  | MISSOURI           | 9.0          | 11         | 8          | 8          | 7          | 7          | 4         | 1        | 1         | 1         | 0        | 1         | 2         | 0        | 5-8            | 19        | 8         | 6        | 4.09        |
| Apr 03, 2016  | MISSOURI           | 9.0          | 9          | 10         | 7          | 8          | 11         | 2         | 1        | 1         | 2         | 0        | 0         | 1         | 1        | 1-10           | 19        | 9         | 6        | 4.20        |
| Apr 06, 2016  | at Memphis         | 9.0          | 10         | 4          | 4          | 2          | 11         | 3         | 0        | 0         | 1         | 0        | 0         | 0         | 0        | 12-4           | 20        | 9         | 6        | 4.19        |
| Apr 08, 2016  | at Ole Miss        | 8.0          | 11         | 7          | 7          | 4          | 10         | 4         | 0        | 0         | 1         | 0        | 1         | 0         | 1        | 3-7            | 20        | 10        | 6        | 4.30        |
| Apr 09, 2016  | at Ole Miss        | 8.0          | 16         | 14         | 12         | 5          | 12         | 7         | 0        | 0         | 1         | 0        | 2         | 0         | 0        | 9-14           | 20        | 11        | 6        | 4.57        |
| Apr 10, 2016  | at Ole Miss        | 8.0          | 12         | 8          | 8          | 4          | 10         | 2         | 0        | 1         | 1         | 0        | 1         | 0         | 0        | 7-8            | 20        | 12        | 6        | 4.69        |
| Apr 12, 2016  | ULM                | 9.0          | 4          | 1          | 0          | 1          | 11         | 0         | 0        | 0         | 1         | 0        | 0         | 1         | 0        | 3-1            | 21        | 12        | 7        | 4.55        |
| Apr 14, 2016  | FLORIDA            | 9.0          | 12         | 12         | 9          | 6          | 9          | 4         | 0        | 0         | 2         | 0        | 1         | 0         | 0        | 8-12           | 21        | 13        | 7        | 4.68        |
| Apr 15, 2016  | FLORIDA            | 9.0          | 13         | 9          | 8          | 7          | 6          | 2         | 0        | 0         | 2         | 0        | 1         | 3         | 0        | 2-9            | 21        | 14        | 7        | 4.77        |
| Apr 16, 2016  | FLORIDA            | 9.0          | 7          | 8          | 7          | 9          | 10         | 0         | 0        | 1         | 2         | 0        | 3         | 0         | 0        | 2-8            | 21        | 15        | 7        | 4.84        |
| Apr 19, 2016  | CREIGHTON          | 9.0          | 9          | 2          | 2          | 1          | 7          | 1         | 0        | 0         | 1         | 0        | 1         | 2         | 0        | 6-2            | 22        | 15        | 8        | 4.76        |
| Apr 22, 2016  | at Kentucky        | 10.0         | 5          | 0          | 0          | 0          | 10         | 0         | 0        | 0         | 0         | 0        | 0         | 0         | 0        | 1-0            | 23        | 15        | 8        | 4.62        |
| Apr 23, 2016  | at Kentucky        | 7.0          | 2          | 0          | 0          | 3          | 8          | 1         | 0        | 0         | 1         | 0        | 0         | 0         | 0        | 2-0            | 24        | 15        | 8        | 4.53        |
| Apr 23, 2016  | at Kentucky        | 6.2          | 10         | 5          | 5          | 5          | 6          | 1         | 0        | 1         | 1         | 0        | 0         | 0         | 0        | 4-5            | 24        | 16        | 8        | 4.57        |
| <b>Totals</b> |                    | <b>352.2</b> | <b>349</b> | <b>199</b> | <b>179</b> | <b>156</b> | <b>337</b> | <b>64</b> | <b>4</b> | <b>19</b> | <b>32</b> | <b>1</b> | <b>35</b> | <b>34</b> | <b>2</b> | <b>257-199</b> | <b>24</b> | <b>16</b> | <b>8</b> | <b>4.57</b> |





**PITCHERS / GAME-BY-GAME (2016)** (Career-highs listed under name)**34 • Jake Reindl**

Innings: 1.0, 3x, last vs. Memphis (4/6/16)  
Strikeouts: 2 vs Miss. Valley St. (2/24/16)

| Date | Opponent         | S/R | Result | IP  | H | R-ER | BB-K |
|------|------------------|-----|--------|-----|---|------|------|
| 2/24 | Miss. Valley St. | R   | --     | 1.0 | 0 | 0-0  | 0-2  |
| 3/9  | Gonzaga          | R   | --     | 0.1 | 2 | 2-2  | 0-0  |
| 3/15 | Grambling State  | R   | --     | 1.0 | 1 | 0-0  | 0-0  |
| 4/6  | Memphis          | R   | --     | 1.0 | 2 | 1-1  | 0-1  |

**36 • Cannon Chadwick**

Innings: 3.0 vs Gonzaga (3/11/15)  
Strikeouts: 3, 2x, last vs Texas Tech (2/28/16)

| Date | Opponent         | S/R | Result | IP  | H | R-ER | BB-K |
|------|------------------|-----|--------|-----|---|------|------|
| 2/20 | C. Michigan      | R   | --     | 2.0 | 1 | 0-0  | 1-1  |
| 2/24 | Miss. Valley St. | R   | --     | 1.0 | 0 | 0-0  | 0-0  |
| 2/28 | Texas Tech       | R   | W      | 2.1 | 3 | 1-1  | 1-3  |
| 3/2  | La. Tech         | R   | --     | 3.0 | 2 | 0-0  | 0-1  |
| 3/5  | Eastern Illinois | R   | --     | 2.2 | 2 | 1-0  | 1-1  |
| 3/9  | Gonzaga          | R   | --     | 0.2 | 3 | 2-2  | 1-1  |
| 4/12 | ULM              | R   | --     | 1.0 | 0 | 0-0  | 0-2  |
| 4/15 | #2 Florida       | R   | --     | 2.2 | 2 | 0-0  | 0-0  |

**37 • Weston Rogers**

Innings: 4.0 vs Grambling State (3/16/16)  
Strikeouts: 3 vs Eastern Illinois (3/5/16)

| Date | Opponent         | S/R | Result | IP  | H | R-ER | BB-K |
|------|------------------|-----|--------|-----|---|------|------|
| 2/24 | Miss. Valley St. | S   | W      | 2.0 | 1 | 0-0  | 0-0  |
| 2/28 | Texas Tech       | R   | --     | 0.1 | 2 | 0-0  | 0-0  |
| 3/2  | La. Tech         | S   | --     | 2.2 | 3 | 2-2  | 1-1  |
| 3/5  | Eastern Illinois | R   | --     | 1.1 | 0 | 0-0  | 0-3  |
| 3/9  | Gonzaga          | S   | --     | 1.2 | 2 | 2-2  | 1-1  |
| 3/16 | Grambling State  | S   | --     | 4.0 | 3 | 2-2  | 0-2  |
| 4/19 | #25 Creighton    | R   | --     | 2.0 | 1 | 0-0  | 0-1  |

**38 • Jordan Rodriguez**

Innings: 2.0 vs Miss. Valley St. (2/23/16)  
Strikeouts: 2, 2x, last vs Auburn (3/27/16)

| Date | Opponent         | S/R | Result | IP  | H | R-ER | BB-K |
|------|------------------|-----|--------|-----|---|------|------|
| 2/23 | Miss. Valley St. | R   | --     | 2.0 | 2 | 2-2  | 0-2  |
| 2/27 | Houston          | R   | --     | 0.1 | 1 | 0-0  | 0-1  |
| 2/28 | Texas Tech       | R   | --     | 1.1 | 0 | 0-0  | 0-1  |
| 3/2  | La. Tech         | R   | --     | 0.1 | 0 | 0-0  | 0-1  |
| 3/4  | Eastern Illinois | R   | --     | 1.0 | 1 | 0-0  | 0-0  |
| 3/5  | Eastern Illinois | R   | --     | 0.2 | 0 | 0-0  | 1-1  |
| 3/9  | Gonzaga          | R   | --     | 1.1 | 2 | 1-1  | 1-1  |
| 3/13 | Western Illinois | R   | S      | 0.1 | 0 | 0-0  | 0-0  |
| 3/19 | #12 S. Carolina  | R   | --     | 0.1 | 0 | 0-0  | 0-1  |
| 3/20 | #12 S. Carolina  | R   | --     | 0.2 | 0 | 0-0  | 0-0  |
| 3/25 | Auburn           | R   | --     | 1.2 | 1 | 0-0  | 1-1  |
| 3/27 | Auburn           | R   | --     | 1.1 | 0 | 0-0  | 1-2  |
| 3/29 | #16 Oklahoma St. | R   | --     | 0.1 | 0 | 1-1  | 1-1  |
| 4/1  | Missouri         | R   | --     | 0.1 | 2 | 3-3  | 1-0  |
| 4/10 | #14 Ole Miss     | R   | --     | 0.1 | 0 | 0-0  | 1-0  |
| 4/16 | #2 Florida       | R   | --     | 0.1 | 0 | 1-1  | 1-0  |
| 4/19 | #25 Creighton    | R   | --     | 0.1 | 2 | 0-0  | 0-0  |

**46 • Barrett Loseke**

Innings: 4.0 2x, last vs. #12 S. Carolina (3/19/16)  
Strikeouts: 4, 2x, last vs. Missouri (4/3/16)

| Date | Opponent         | S/R | Result | IP  | H | R-ER | BB-K |
|------|------------------|-----|--------|-----|---|------|------|
| 2/20 | C. Michigan      | R   | --     | 0.1 | 1 | 0-0  | 0-1  |
| 2/23 | Miss. Valley St. | R   | --     | 2.0 | 1 | 0-0  | 0-3  |
| 2/28 | Texas Tech       | R   | --     | 1.1 | 2 | 0-0  | 3-3  |
| 3/9  | Gonzaga          | R   | --     | 3.0 | 1 | 0-0  | 1-1  |
| 3/13 | Western Illinois | S   | W      | 4.0 | 1 | 0-0  | 1-4  |
| 3/19 | #12 S. Carolina  | S   | --     | 4.0 | 3 | 2-2  | 3-3  |
| 3/27 | Auburn           | S   | --     | 2.2 | 4 | 1-1  | 1-2  |
| 4/2  | Missouri         | S   | L      | 3.1 | 2 | 3-3  | 1-4  |
| 4/10 | #14 Ole Miss     | S   | L      | 1.0 | 2 | 3-3  | 2-3  |
| 4/12 | ULM              | R   | --     | 1.0 | 1 | 0-0  | 0-1  |
| 4/16 | #2 Florida       | R   | --     | 0.2 | 0 | 0-0  | 3-2  |

**55 • Isaiah Campbell**

Innings: 4.0 vs. Grambling State (3/15/16)  
Strikeouts: 4 vs. Grambling State (3/15/16)

| Date | Opponent         | S/R | Result | IP  | H | R-ER | BB-K |
|------|------------------|-----|--------|-----|---|------|------|
| 2/23 | Miss. Valley St. | S   | W      | 2.0 | 2 | 1-1  | 0-1  |
| 3/9  | Gonzaga          | R   | --     | 0.1 | 1 | 0-0  | 0-1  |
| 3/15 | Grambling State  | S   | W      | 4.0 | 4 | 3-3  | 1-4  |
| 3/18 | #12 S. Carolina  | R   | --     | 1.0 | 1 | 1-1  | 0-0  |
| 4/6  | Memphis          | S   | --     | 2.2 | 2 | 0-0  | 1-2  |
| 4/9  | #14 Ole Miss     | R   | --     | 0.2 | 3 | 2-1  | 0-1  |
| 4/14 | #2 Florida       | R   | --     | 2.1 | 3 | 2-0  | 0-3  |
| 4/19 | #25 Creighton    | S   | W      | 3.0 | 2 | 0-0  | 0-2  |

IMPACT HITTERS CAREER SINGLE GAME HIGHS (2016)

**1 . Rick Nomura**

2016 Season Highs

Hits.....4 vs. Western Illinois (3/12/16)  
 Runs.....4 vs. Grambling State (3/15/16)  
 RBI .....5 vs. Gonzaga (3/9/16)  
 Home Runs .. 1, 3x, last vs. Grambling State (3/15/16)  
 Walks.....2, 4x, last vs. Eastern Illinois (3/5/16)  
 Strikeouts .....2, 2x, last at #14 Ole Miss (4/10/16)

Career Highs

Hits.....4 vs. Western Illinois (4/6/16)  
 Runs.....4 vs. Grambling State (3/15/16)  
 RBI .....5 vs. Gonzaga (3/9/16)  
 Home Runs .. 1, 6x, last vs. Grambling State (3/15/16)  
 Walks.....2, 6x, last vs. #9 Houston (2/27/16)  
 Strikeouts .....2, 6x, last at #14 Ole Miss (4/10/16)

**3 . Michael Bernal**

2016 Season Highs

Hits.....3,2x, last vs. #2 Florida (4/16/16)  
 Runs.....3 vs. Missouri (4/1/16)  
 RBI .....5 vs. #9 Houston (2/27/16)  
 Home Runs .....2, 2x, last vs. Auburn (3/26/16)  
 Walks.....3 vs. Eastern Illinois (3/5/16)  
 Strikeouts .....3 at #12 S. Carolina (3/18/16)

Career Highs

Hits.....4 at Georgia (5/15/15)  
 Runs.....3, 2x, last vs. Missouri (4/1/16)  
 RBI .....5 vs. #9 Houston (2/27/16)  
 Home Runs .....2, 2x, last vs. Auburn (3/26/16)  
 Walks.....3 vs. Eastern Illinois (3/5/16)  
 Strikeouts .....3, 3x, last at #12 S. Carolina (3/18/16)

**8 . Eric Cole**

2016 Season Highs

Hits.....2, 5x, last vs. #12 S. Carolina (3/18/16)  
 Runs.....2, 3x, last vs. #9 Houston (2/27/16)  
 RBI .....1, 4x, last vs. Grambling State (3/15/16)  
 Home Runs .....N/A  
 Walks.....2 vs. Central Michigan (2/21/16)  
 Strikeouts .....2, 6x, last vs. #2 Florida (4/16/16)

**9 . Clark Eagan**

2016 Season Highs

Hits.....3, 4x, last vs. Memphis (4/6/16)  
 Runs.....3, 3x, last vs. Memphis (4/6/16)  
 RBI .....5 vs. Miss. Valley St. (2/24/16)  
 Home Runs .....1, 3x, last at #12 Kentucky (4/23/16)  
 Walks.....3 vs. Eastern Illinois (3/6/16)  
 Strikeouts .....2, 6x, last vs. #2 Florida (4/16/16)

Career Highs

Hits.....3, 11x, last vs. Memphis (4/6/16)  
 Runs.....3, 8x, last vs. Memphis (4/6/16)  
 RBI .....5 vs. Miss. Valley St. (2/24/16)  
 Home Runs .....1, 7x, last at #12 Kentucky (4/23/16)  
 Walks.....3, 2x, last vs. Eastern Illinois (3/6/15)  
 Strikeouts .....2, 17x, last vs. #2 Florida (4/16/16)

**15 . Jake Arledge**

2016 Season Highs

Hits.....3, 2x, last vs. Eastern Illinois (3/5/16)  
 Runs.....4, 2x, last vs. Eastern Illinois (3/5/16)  
 RBI .....3 vs. Eastern Illinois (3/5/16)  
 Home Runs .....2 vs. Eastern Illinois (3/5/16)  
 Walks.....2, 2x, last vs. Auburn (3/26/16)  
 Strikeouts .....3, 2x, last vs. Auburn (3/27/16)

Career Highs

Hits.....4, 2x, last vs. at LSU Eunice (4/7/15)  
 Runs.....4, at Galveston (5/9/15)  
 RBI .....4 vs. Northeast Texas (3/23/15)  
 Home Runs .....2 vs. Eastern Illinois (3/5/16)  
 Walks.....2, 4x, last vs. Auburn (3/26/16)  
 Strikeouts .....3, 2x, last vs. Auburn (3/27/16)

**17 . Luke Bonfield**

2016 Season Highs

Hits.....3, 3x, last at #14 Ole Miss (4/10/16)  
 Runs.....4 vs. Miss. Valley St. (2/23/16)  
 RBI .....5 vs. Miss. Valley St. (2/23/16)  
 Home Runs .....1, 5x, last vs. Memphis (4/6/16)  
 Walks.....2, 3x, last vs. Missouri (4/3/16)  
 Strikeouts .....3, 3x, last at #14 Ole Miss (4/8/16)

Career Highs

Hits.....3, 3x, last at #14 Ole Miss (4/10/16)  
 Runs.....4 vs. Miss. Valley St. (2/23/16)  
 RBI .....5 vs. Miss. Valley St. (2/23/16)  
 Home Runs .....1, 6x, last vs. Memphis (4/6/16)  
 Walks.....3 vs. Stephen F. Austin (4/15/15)  
 Strikeouts .....3, 3x, last at #14 Ole Miss (4/8/16)

**19 . Austin Catron**

2016 Season Highs

Hits.....3, 2x, last vs. Missouri (4/2/16)  
 Runs.....2, 2x, last vs. Missouri (4/2/16)  
 RBI .....3, 3x, last vs. Missouri (4/2/16)  
 Home Runs .....1, 2x, last vs. Missouri (4/2/16)  
 Walks.....3 vs. Eastern Illinois (3/5/16)  
 Strikeouts .....3 vs. #2 Florida (4/16/16)

Career Highs

Hits.....4 vs. Rose State (4/3/15)  
 Runs.....3, 2x, last at NE Oklahoma A&M (4/25/15)  
 RBI .....3, 3x, last vs. Missouri (4/2/16)  
 Home Runs .....1, 7x, last vs. Missouri (4/2/16)  
 Walks.....3 vs. Eastern Illinois (3/5/16)  
 Strikeouts .....3, 2x, last vs. #2 Florida (4/16/16)

**20 . Carson Shaddy**

2016 Season Highs

Hits.....3, 3x, last at #12 S. Carolina (3/18/16)  
 Runs.....2, 7x, last vs. ULM (4/12/16)  
 RBI .....6 vs. Grambling State (3/15/16)  
 Home Runs .....2 vs. Miss. Valley St. (2/24/16)  
 Walks.....2, 3x, last at #14 Ole Miss (4/8/16)  
 Strikeouts .....4 vs. #2 Florida (4/14/16)

Career Highs

Hits.....3, 5x, last at #12 S. Carolina (3/18/16)  
 Runs.....2, 12x, last vs. ULM (4/12/16)  
 RBI .....6 vs. Grambling State (3/15/16)  
 Home Runs .....2 vs. Miss. Valley St. (2/24/16)  
 Walks.....2, 3x, last at #14 Ole Miss (4/8/16)  
 Strikeouts .....4 vs. #2 Florida (4/14/16)

**24 . Chad Spanberger**

2016 Season Highs

Hits.....3 vs. #25 Creighton (4/19/16)  
 Runs.....2, 2x, last vs. Auburn (3/26/16)  
 RBI .....4 vs. Western Illinois (3/12/16)  
 Home Runs .....1, 5x, last at #12 Kentucky (4/22/16)  
 Walks.....1, 5x, last vs. Auburn (3/27/16)  
 Strikeouts .....3 at #16 Oklahoma St. (3/29/16)

Career Highs

Hits.....3, 3x, last vs. #25 Creighton (4/19/16)  
 Runs.....2, 2x, last vs. Auburn (3/26/16)  
 RBI .....4, 2x, last vs. Western Illinois (3/12/16)  
 Home Runs .....1, 5x, last at #12 Kentucky (4/22/16)  
 Walks.....3 vs. Loyola Marymount (3/8/15)  
 Strikeouts .....3, 2x, last at #16 Oklahoma St. (3/29/16)

**27 . Tucker Pennell**

2016 Season Highs

Hits.....3 vs. #23 Texas Tech (2/28/16)  
 Runs.....1, 9x, last vs. Missouri (4/2/16)  
 RBI .....2, 2x, last vs. Western Illinois (3/11/16)  
 Home Runs .....1, 2x, last at #12 S. Carolina (3/18/16)  
 Walks.....2 vs. Western Illinois (3/11/16)  
 Strikeouts .....2, 3x, last at #12 Kentucky (4/22/16)

Career Highs

Hits.....3 vs. #23 Texas Tech (2/28/16)  
 Runs.....2 vs. Missouri State (6/5/15)  
 RBI .....2, 2x, last vs. Miss. Valley St. (2/24/16)  
 Home Runs .....1, 2x, last at #12 S. Carolina (3/18/16)  
 Walks.....2 vs. Western Illinois (3/11/16)  
 Strikeouts .....3 at Texas A&M (4/19/15)

**29 . Cullen Gassaway**

2016 Season Highs

Hits.....3, 2x, last vs. Memphis (4/6/16)  
 Runs.....2 vs. Memphis (4/6/16)  
 RBI .....2, 5x, last at #14 Ole Miss (4/8/16)  
 Home Runs .....N/A  
 Walks.....2, 2x, last vs. Gonzaga (3/9/16)  
 Strikeouts .....3, 2x, last at #14 Ole Miss (4/8/16)

Career Highs

Hits.....3, 3x, last vs. Memphis (4/6/16)  
 Runs.....2, 2x, last vs. Memphis (4/6/16)  
 RBI .....3 vs. Miss Valley State (4/7/15)  
 Home Runs .....1, 3x, last at Georgia (5/15/15)  
 Walks.....2 vs. Eastern Illinois (3/5/16)  
 Strikeouts .....3, 3x, last at #14 Ole Miss (4/8/16)

**33 . Grant Koch**

2016 Season Highs

Hits.....3, 2x, last at Memphis (4/6/16)  
 Runs.....2, 3x, last vs. #2 Florida (4/14/16)  
 RBI .....4 vs. Miss. Valley State (2/23/16)  
 Home runs .....1, 2x, last vs. #2 Florida (4/14/16)  
 Walks.....1, 9x, last at #12 Kentucky (4/22/16)  
 Strikeouts .....2, 2x, last at #14 Ole Miss (4/9/16)

Career Highs

Hits.....3, 2x, last at Memphis (4/6/16)  
 Runs.....2, 3x, last vs. #2 Florida (4/14/16)  
 RBI .....4 vs. Miss. Valley State (2/23/16)  
 Home runs .....1, 2x, last vs. #2 Florida (4/14/16)  
 Walks.....1, 9x, last at #12 Kentucky (4/22/16)  
 Strikeouts .....2, 2x, last at #14 Ole Miss (4/9/16)

Arkansas Baseball  
Individual Game-by-Game for Arkansas (as of Apr 24, 2016)

#10 Josh Alberius - 3 games (All games)

| Date          | Opponent | Pos        | AB       | R        | H        | RBI      | 2B       | 3B       | HR       | BB       | SB       | CS       | HBP      | SAC      | SF       | GDP      | K        | PO       | A        | E        | Avg         |
|---------------|----------|------------|----------|----------|----------|----------|----------|----------|----------|----------|----------|----------|----------|----------|----------|----------|----------|----------|----------|----------|-------------|
| Mar 25        | AUBURN   | p          | 0        | 0        | 0        | 0        | 0        | 0        | 0        | 0        | 0        | 0        | 0        | 0        | 0        | 0        | 0        | 0        | 1        | 0        | .000        |
| Apr 01        | MISSOURI | p          | 0        | 0        | 0        | 0        | 0        | 0        | 0        | 0        | 0        | 0        | 0        | 0        | 0        | 0        | 0        | 0        | 1        | 0        | .000        |
| Apr 03        | MISSOURI | p          | 0        | 0        | 0        | 0        | 0        | 0        | 0        | 0        | 0        | 0        | 0        | 0        | 0        | 0        | 0        | 1        | 0        | 0        | .000        |
| <b>Totals</b> |          | <b>ogs</b> | <b>0</b> | <b>0</b> | <b>0</b> | <b>0</b> | <b>0</b> | <b>0</b> | <b>0</b> | <b>0</b> | <b>0</b> | <b>0</b> | <b>0</b> | <b>0</b> | <b>0</b> | <b>0</b> | <b>0</b> | <b>1</b> | <b>2</b> | <b>0</b> | <b>.000</b> |

On base pct. .000 • Slugging pct. .000

#10 Josh Alberius - 18 appearances (All games)

| Date          | Opponent           | GS       | IP          | H         | R        | ER       | BB       | SO        | 2B       | 3B       | HR       | WP       | BK       | HBP      | IBB      | Score          | W-L        | Sv       | ERA         | NP       |
|---------------|--------------------|----------|-------------|-----------|----------|----------|----------|-----------|----------|----------|----------|----------|----------|----------|----------|----------------|------------|----------|-------------|----------|
| Feb 24        | MISS. VALLEY STATE |          | 2.0         | 2         | 0        | 0        | 0        | 3         | 0        | 0        | 0        | 0        | 0        | 0        | 0        | 20-0           | 0-0        | 0        | 0.00        | 24       |
| Feb 27        | vs Houston         |          | 0.2         | 0         | 0        | 0        | 1        | 1         | 0        | 0        | 0        | 0        | 0        | 0        | 0        | 12-3           | 0-0        | 0        | 0.00        | 14       |
| Mar 04        | EASTERN ILLINOIS   |          | 1.1         | 2         | 0        | 0        | 0        | 2         | 0        | 0        | 0        | 0        | 0        | 0        | 0        | 5-2            | 0-0        | 0        | 0.00        | 29       |
| Mar 09        | GONZAGA            |          | 0.2         | 4         | 2        | 2        | 0        | 1         | 1        | 0        | 0        | 0        | 0        | 0        | 0        | 10-15          | 0-0        | 0        | 3.86        | 20       |
| Mar 13        | WESTERN ILLINOIS   |          | 1.2         | 0         | 0        | 0        | 1        | 3         | 0        | 0        | 0        | 0        | 0        | 1        | 0        | 3-0            | 0-0        | 0        | 2.84        | 27       |
| Mar 16        | GRAMBLING STATE    |          | 2.0         | 0         | 0        | 0        | 0        | 4         | 0        | 0        | 0        | 0        | 0        | 0        | 0        | 3-2            | 1-0        | 0        | 2.16        | 25       |
| Mar 18        | at South Carolina  |          | 0.1         | 0         | 0        | 0        | 0        | 1         | 0        | 0        | 0        | 1        | 0        | 0        | 0        | 6-10           | 1-0        | 0        | 2.08        | 4        |
| Mar 25        | AUBURN             |          | 2.2         | 0         | 0        | 0        | 1        | 5         | 0        | 0        | 0        | 0        | 0        | 0        | 0        | 3-2            | 2-0        | 0        | 1.59        | 35       |
| Mar 29        | at Oklahoma State  |          | 3.0         | 2         | 0        | 0        | 1        | 2         | 0        | 0        | 0        | 0        | 0        | 1        | 0        | 4-5            | 2-0        | 0        | 1.26        | 38       |
| Apr 01        | MISSOURI           |          | 4.0         | 2         | 0        | 0        | 1        | 3         | 2        | 0        | 0        | 0        | 0        | 0        | 0        | 7-6            | 2-0        | 0        | 0.98        | 72       |
| Apr 03        | MISSOURI           |          | 0.2         | 1         | 1        | 0        | 0        | 0         | 0        | 0        | 1        | 0        | 0        | 0        | 0        | 1-10           | 2-0        | 0        | 0.95        | 13       |
| Apr 06        | at Memphis         |          | 1.0         | 1         | 0        | 0        | 0        | 0         | 0        | 0        | 0        | 0        | 0        | 0        | 0        | 12-4           | 2-0        | 0        | 0.90        | 21       |
| Apr 09        | at Ole Miss        |          | 1.0         | 0         | 0        | 0        | 1        | 2         | 0        | 0        | 0        | 0        | 0        | 1        | 0        | 9-14           | 2-0        | 0        | 0.86        | 23       |
| Apr 10        | at Ole Miss        |          | 0.0         | 1         | 0        | 0        | 0        | 0         | 0        | 0        | 0        | 0        | 0        | 0        | 0        | 7-8            | 2-0        | 0        | 0.86        | 5        |
| Apr 12        | ULM                |          | 2.0         | 0         | 0        | 0        | 0        | 4         | 0        | 0        | 0        | 0        | 0        | 0        | 0        | 3-1            | 3-0        | 0        | 0.78        | 26       |
| Apr 14        | FLORIDA            |          | 1.0         | 4         | 3        | 3        | 0        | 1         | 3        | 0        | 0        | 0        | 0        | 0        | 0        | 8-12           | 3-0        | 0        | 1.88        | 22       |
| Apr 19        | CREIGHTON          |          | 0.2         | 2         | 2        | 2        | 1        | 0         | 0        | 0        | 0        | 0        | 0        | 1        | 0        | 6-2            | 3-0        | 0        | 2.55        | 13       |
| Apr 23        | at Kentucky-2      |          | 0.2         | 2         | 0        | 0        | 0        | 1         | 0        | 0        | 0        | 0        | 0        | 0        | 0        | 4-5            | 3-0        | 0        | 2.49        | 13       |
| <b>Totals</b> |                    | <b>0</b> | <b>25.1</b> | <b>23</b> | <b>8</b> | <b>7</b> | <b>7</b> | <b>33</b> | <b>6</b> | <b>0</b> | <b>1</b> | <b>1</b> | <b>0</b> | <b>4</b> | <b>0</b> | <b>123-101</b> | <b>3-0</b> | <b>0</b> | <b>2.49</b> | <b>-</b> |

#15 Jake Arledge - 31 games (All games)

| Date          | Opponent           | Pos         | AB        | R         | H         | RBI      | 2B       | 3B       | HR       | BB        | SB       | CS       | HBP      | SAC      | SF       | GDP      | K         | PO        | A        | E        | Avg         |
|---------------|--------------------|-------------|-----------|-----------|-----------|----------|----------|----------|----------|-----------|----------|----------|----------|----------|----------|----------|-----------|-----------|----------|----------|-------------|
| Feb 19        | CENTRAL MICHIGAN   |             | 1         | 1         | 1         | 2        | 0        | 1        | 0        | 0         | 0        | 0        | 0        | 0        | 0        | 0        | 0         | 0         | 0        | 0        | 1.000       |
| Feb 20        | CENTRAL MICHIGAN   | *of         | 3         | 0         | 0         | 0        | 0        | 0        | 0        | 1         | 0        | 0        | 0        | 0        | 0        | 0        | 1         | 0         | 0        | 0        | .250        |
| Feb 21        | CENTRAL MICHIGAN   | ph          | 1         | 0         | 0         | 0        | 0        | 0        | 0        | 0         | 0        | 0        | 0        | 0        | 0        | 0        | 0         | 0         | 0        | 0        | .200        |
| Feb 24        | MISS. VALLEY STATE | *of         | 4         | 4         | 3         | 1        | 1        | 0        | 0        | 1         | 0        | 0        | 1        | 0        | 0        | 0        | 0         | 0         | 0        | 0        | .444        |
| Feb 26        | vs Rice            | *of         | 0         | 0         | 0         | 0        | 0        | 0        | 0        | 1         | 0        | 0        | 0        | 0        | 0        | 0        | 0         | 0         | 0        | 0        | .444        |
| Feb 28        | vs Texas Tech      | *of         | 2         | 2         | 2         | 0        | 0        | 0        | 0        | 2         | 1        | 0        | 1        | 0        | 0        | 0        | 0         | 0         | 0        | 0        | .545        |
| Mar 02        | LOUISIANA TECH     | *of         | 3         | 0         | 0         | 0        | 0        | 0        | 0        | 1         | 1        | 0        | 0        | 0        | 0        | 0        | 1         | 3         | 0        | 0        | .429        |
| Mar 04        | EASTERN ILLINOIS   | *of         | 3         | 1         | 2         | 0        | 0        | 1        | 0        | 1         | 1        | 0        | 0        | 0        | 0        | 0        | 0         | 2         | 0        | 0        | .471        |
| Mar 05        | EASTERN ILLINOIS   | *of/of      | 6         | 4         | 3         | 3        | 0        | 0        | 2        | 1         | 0        | 0        | 0        | 0        | 0        | 0        | 1         | 2         | 0        | 0        | .478        |
| Mar 06        | EASTERN ILLINOIS   | *of         | 2         | 0         | 1         | 1        | 0        | 0        | 0        | 1         | 0        | 0        | 1        | 0        | 1        | 0        | 0         | 2         | 0        | 0        | .480        |
| Mar 09        | GONZAGA            | *of         | 3         | 3         | 1         | 0        | 0        | 0        | 0        | 1         | 0        | 0        | 1        | 0        | 0        | 0        | 1         | 4         | 0        | 0        | .464        |
| Mar 11        | WESTERN ILLINOIS   | *of         | 5         | 0         | 1         | 0        | 1        | 0        | 0        | 0         | 0        | 0        | 0        | 0        | 0        | 0        | 1         | 1         | 0        | 0        | .424        |
| Mar 12        | WESTERN ILLINOIS   | *of         | 4         | 0         | 0         | 0        | 0        | 0        | 0        | 1         | 1        | 0        | 0        | 0        | 0        | 0        | 1         | 0         | 0        | 0        | .378        |
| Mar 13        | WESTERN ILLINOIS   | *of         | 2         | 2         | 0         | 0        | 0        | 0        | 0        | 1         | 0        | 0        | 1        | 0        | 0        | 0        | 0         | 1         | 0        | 0        | .359        |
| Mar 15        | GRAMBLING STATE    | *of         | 4         | 1         | 1         | 0        | 1        | 0        | 0        | 1         | 0        | 0        | 0        | 0        | 0        | 0        | 0         | 0         | 0        | 0        | .349        |
| Mar 16        | GRAMBLING STATE    | *of/of      | 3         | 0         | 0         | 0        | 0        | 0        | 0        | 1         | 0        | 0        | 0        | 0        | 0        | 0        | 0         | 2         | 0        | 0        | .326        |
| Mar 18        | at South Carolina  | *of/of      | 5         | 0         | 0         | 0        | 0        | 0        | 0        | 0         | 0        | 0        | 0        | 0        | 0        | 0        | 0         | 3         | 4        | 1        | .294        |
| Mar 19        | at South Carolina  | *of         | 4         | 0         | 0         | 0        | 0        | 0        | 0        | 0         | 0        | 0        | 0        | 0        | 0        | 0        | 1         | 1         | 3        | 1        | .273        |
| Mar 20        | at South Carolina  | of          | 0         | 0         | 0         | 0        | 0        | 0        | 0        | 0         | 0        | 0        | 0        | 0        | 0        | 0        | 0         | 0         | 0        | 0        | .273        |
| Mar 25        | AUBURN             | pr/of       | 1         | 2         | 1         | 0        | 0        | 0        | 0        | 0         | 0        | 0        | 0        | 0        | 0        | 0        | 0         | 0         | 0        | 0        | .286        |
| Mar 26        | AUBURN             | *of         | 2         | 2         | 1         | 0        | 0        | 0        | 0        | 2         | 0        | 0        | 0        | 0        | 0        | 0        | 0         | 3         | 0        | 0        | .293        |
| Mar 27        | AUBURN             | *of         | 4         | 0         | 0         | 0        | 0        | 0        | 0        | 0         | 0        | 0        | 0        | 0        | 0        | 0        | 0         | 3         | 2        | 0        | .274        |
| Mar 29        | at Oklahoma State  | of          | 2         | 0         | 1         | 0        | 0        | 0        | 0        | 0         | 0        | 0        | 0        | 0        | 0        | 0        | 0         | 0         | 0        | 0        | .281        |
| Apr 01        | MISSOURI           | *of/of      | 4         | 1         | 0         | 1        | 0        | 0        | 0        | 0         | 0        | 0        | 0        | 0        | 1        | 0        | 1         | 1         | 0        | 0        | .265        |
| Apr 03        | MISSOURI           | *of         | 2         | 0         | 0         | 0        | 0        | 0        | 0        | 0         | 0        | 0        | 0        | 1        | 0        | 0        | 2         | 0         | 0        | 0        | .257        |
| Apr 09        | at Ole Miss        | *of         | 2         | 0         | 1         | 0        | 0        | 1        | 0        | 0         | 0        | 0        | 0        | 0        | 0        | 0        | 0         | 1         | 0        | 0        | .264        |
| Apr 10        | at Ole Miss        | *of         | 3         | 1         | 0         | 0        | 0        | 0        | 0        | 1         | 0        | 0        | 0        | 0        | 0        | 1        | 1         | 1         | 0        | 0        | .253        |
| Apr 15        | FLORIDA            | *of         | 4         | 0         | 2         | 0        | 1        | 0        | 0        | 0         | 0        | 0        | 0        | 0        | 0        | 0        | 1         | 1         | 0        | 0        | .266        |
| Apr 16        | FLORIDA            | pr/of       | 1         | 0         | 1         | 1        | 1        | 0        | 0        | 0         | 0        | 0        | 0        | 0        | 0        | 0        | 0         | 1         | 0        | 0        | .275        |
| Apr 19        | CREIGHTON          | of          | 0         | 0         | 0         | 0        | 0        | 0        | 0        | 0         | 0        | 0        | 0        | 0        | 0        | 0        | 0         | 0         | 0        | 0        | .275        |
| Apr 23        | at Kentucky-2      | pr/of       | 0         | 0         | 0         | 0        | 0        | 0        | 0        | 0         | 0        | 0        | 0        | 0        | 0        | 0        | 0         | 0         | 0        | 0        | .275        |
| <b>Totals</b> |                    | <b>22gs</b> | <b>80</b> | <b>24</b> | <b>22</b> | <b>9</b> | <b>5</b> | <b>3</b> | <b>2</b> | <b>17</b> | <b>4</b> | <b>0</b> | <b>5</b> | <b>1</b> | <b>2</b> | <b>2</b> | <b>18</b> | <b>34</b> | <b>2</b> | <b>0</b> | <b>.275</b> |

On base pct. .423 • Slugging pct. .488

Arkansas Baseball  
Individual Game-by-Game for Arkansas (as of Apr 24, 2016)

#26 Jack Benninghoff - 13 games (All games)

| Date   | Opponent           | Pos   | AB | R | H | RBI | 2B | 3B | HR | BB | SB | CS | HBP | SAC | SF | GDP | K | PO | A | E | Avg  |
|--------|--------------------|-------|----|---|---|-----|----|----|----|----|----|----|-----|-----|----|-----|---|----|---|---|------|
| Feb 19 | CENTRAL MICHIGAN   | pr/of | 0  | 1 | 0 | 0   | 0  | 0  | 0  | 0  | 0  | 0  | 0   | 0   | 0  | 0   | 0 | 0  | 0 | 0 | .000 |
| Feb 20 | CENTRAL MICHIGAN   | *dh   | 2  | 0 | 0 | 0   | 0  | 0  | 0  | 0  | 0  | 0  | 0   | 1   | 0  | 0   | 2 | 0  | 0 | 0 | .000 |
| Feb 23 | MISS. VALLEY STATE | of    | 1  | 2 | 1 | 0   | 0  | 0  | 0  | 1  | 0  | 0  | 0   | 0   | 0  | 0   | 0 | 0  | 0 | 0 | .333 |
| Feb 24 | MISS. VALLEY STATE | *of   | 3  | 3 | 0 | 0   | 0  | 0  | 0  | 3  | 0  | 0  | 0   | 0   | 0  | 0   | 0 | 0  | 0 | 0 | .167 |
| Feb 27 | vs Houston         | *dh   | 1  | 0 | 0 | 0   | 0  | 0  | 0  | 0  | 0  | 0  | 0   | 0   | 0  | 0   | 0 | 0  | 0 | 0 | .143 |
| Mar 04 | EASTERN ILLINOIS   | ph/dh | 2  | 0 | 0 | 0   | 0  | 0  | 0  | 0  | 0  | 0  | 0   | 0   | 0  | 0   | 1 | 0  | 0 | 0 | .111 |
| Mar 05 | EASTERN ILLINOIS   | of    | 2  | 0 | 0 | 0   | 0  | 0  | 0  | 0  | 0  | 0  | 0   | 0   | 0  | 0   | 1 | 0  | 0 | 0 | .091 |
| Mar 13 | WESTERN ILLINOIS   | ph/of | 1  | 0 | 0 | 0   | 0  | 0  | 0  | 0  | 0  | 0  | 0   | 0   | 0  | 0   | 1 | 1  | 0 | 0 | .083 |
| Mar 15 | GRAMBLING STATE    | of    | 1  | 0 | 0 | 0   | 0  | 0  | 0  | 0  | 0  | 0  | 0   | 0   | 0  | 0   | 0 | 2  | 0 | 0 | .077 |
| Mar 26 | AUBURN             | of    | 1  | 0 | 1 | 0   | 0  | 0  | 0  | 0  | 0  | 0  | 0   | 0   | 0  | 0   | 0 | 0  | 0 | 0 | .143 |
| Mar 27 | AUBURN             | of    | 0  | 0 | 0 | 0   | 0  | 0  | 0  | 0  | 0  | 0  | 0   | 0   | 0  | 0   | 0 | 0  | 0 | 0 | .143 |
| Mar 29 | at Oklahoma State  | *of   | 3  | 0 | 0 | 0   | 0  | 0  | 0  | 0  | 0  | 0  | 0   | 0   | 0  | 0   | 1 | 1  | 0 | 0 | .118 |
| Apr 06 | at Memphis         | ph    | 1  | 0 | 0 | 0   | 0  | 0  | 0  | 0  | 0  | 0  | 0   | 0   | 0  | 0   | 1 | 0  | 0 | 0 | .111 |
| Totals |                    | 4gs   | 18 | 6 | 2 | 0   | 0  | 0  | 0  | 4  | 0  | 0  | 0   | 1   | 0  | 0   | 7 | 4  | 0 | 0 | .111 |

On base pct. .273 • Slugging pct. .111

#3 Michael Bernal - 39 games (All games)

| Date   | Opponent           | Pos  | AB  | R  | H  | RBI | 2B | 3B | HR | BB | SB | CS | HBP | SAC | SF | GDP | K  | PO | A   | E | Avg  |
|--------|--------------------|------|-----|----|----|-----|----|----|----|----|----|----|-----|-----|----|-----|----|----|-----|---|------|
| Feb 19 | CENTRAL MICHIGAN   | *ss  | 2   | 0  | 0  | 0   | 0  | 0  | 0  | 0  | 0  | 0  | 1   | 1   | 0  | 0   | 0  | 1  | 7   | 0 | .000 |
| Feb 20 | CENTRAL MICHIGAN   | *ss  | 3   | 0  | 1  | 0   | 0  | 0  | 0  | 0  | 0  | 0  | 0   | 0   | 0  | 0   | 1  | 1  | 1   | 0 | .200 |
| Feb 21 | CENTRAL MICHIGAN   | *ss  | 4   | 1  | 1  | 2   | 1  | 0  | 0  | 0  | 0  | 0  | 0   | 0   | 0  | 0   | 0  | 1  | 3   | 0 | .222 |
| Feb 23 | MISS. VALLEY STATE | *ss  | 5   | 2  | 2  | 2   | 1  | 0  | 0  | 1  | 0  | 0  | 0   | 0   | 0  | 0   | 2  | 1  | 3   | 1 | .286 |
| Feb 24 | MISS. VALLEY STATE | *ss  | 3   | 2  | 2  | 2   | 1  | 0  | 1  | 0  | 0  | 0  | 0   | 0   | 0  | 0   | 0  | 0  | 2   | 0 | .353 |
| Feb 26 | vs Rice            | *ss  | 3   | 1  | 0  | 0   | 0  | 0  | 0  | 0  | 0  | 0  | 1   | 0   | 0  | 0   | 0  | 1  | 4   | 0 | .300 |
| Feb 27 | vs Houston         | *ss  | 4   | 2  | 2  | 5   | 0  | 0  | 2  | 0  | 0  | 0  | 0   | 0   | 0  | 0   | 0  | 1  | 3   | 0 | .333 |
| Feb 28 | vs Texas Tech      | *ss  | 5   | 2  | 2  | 2   | 0  | 0  | 1  | 0  | 0  | 0  | 0   | 0   | 0  | 1   | 1  | 2  | 1   | 0 | .345 |
| Mar 02 | LOUISIANA TECH     | *ss  | 4   | 0  | 0  | 0   | 0  | 0  | 0  | 0  | 0  | 0  | 0   | 0   | 0  | 0   | 0  | 2  | 3   | 0 | .303 |
| Mar 04 | EASTERN ILLINOIS   | *ss  | 4   | 1  | 1  | 0   | 0  | 0  | 0  | 0  | 0  | 0  | 0   | 0   | 0  | 0   | 0  | 3  | 3   | 0 | .297 |
| Mar 05 | EASTERN ILLINOIS   | *ss  | 3   | 1  | 0  | 1   | 0  | 0  | 0  | 0  | 0  | 0  | 0   | 0   | 0  | 0   | 0  | 2  | 7   | 1 | .275 |
| Mar 06 | EASTERN ILLINOIS   | *ss  | 3   | 1  | 0  | 0   | 0  | 0  | 0  | 1  | 0  | 0  | 0   | 0   | 0  | 0   | 0  | 3  | 4   | 0 | .256 |
| Mar 09 | GONZAGA            | *ss  | 4   | 0  | 1  | 0   | 0  | 0  | 0  | 0  | 0  | 0  | 0   | 0   | 0  | 0   | 0  | 1  | 3   | 0 | .255 |
| Mar 11 | WESTERN ILLINOIS   | *ss  | 4   | 0  | 1  | 0   | 0  | 0  | 0  | 0  | 0  | 0  | 0   | 0   | 0  | 0   | 0  | 2  | 4   | 0 | .255 |
| Mar 12 | WESTERN ILLINOIS   | *ss  | 4   | 0  | 1  | 1   | 1  | 0  | 0  | 0  | 0  | 0  | 0   | 0   | 0  | 0   | 1  | 2  | 4   | 1 | .255 |
| Mar 13 | WESTERN ILLINOIS   | *ss  | 4   | 0  | 0  | 0   | 0  | 0  | 0  | 0  | 0  | 0  | 0   | 0   | 0  | 0   | 1  | 2  | 6   | 1 | .237 |
| Mar 15 | GRAMBLING STATE    | *ss  | 4   | 0  | 2  | 2   | 1  | 0  | 0  | 0  | 0  | 0  | 0   | 0   | 0  | 0   | 2  | 1  | 2   | 0 | .254 |
| Mar 16 | GRAMBLING STATE    | *ss  | 3   | 0  | 1  | 1   | 0  | 0  | 0  | 0  | 0  | 0  | 0   | 0   | 0  | 0   | 0  | 0  | 5   | 0 | .258 |
| Mar 18 | at South Carolina  | *ss  | 4   | 0  | 0  | 0   | 0  | 0  | 0  | 0  | 0  | 0  | 0   | 0   | 0  | 0   | 3  | 2  | 2   | 0 | .243 |
| Mar 19 | at South Carolina  | *ss  | 3   | 0  | 1  | 1   | 0  | 0  | 0  | 0  | 0  | 0  | 1   | 0   | 0  | 1   | 0  | 2  | 1   | 0 | .247 |
| Mar 25 | AUBURN             | *ss  | 3   | 0  | 1  | 0   | 0  | 0  | 0  | 0  | 0  | 0  | 0   | 0   | 0  | 0   | 0  | 1  | 2   | 0 | .250 |
| Mar 26 | AUBURN             | *ss  | 4   | 2  | 2  | 4   | 0  | 0  | 2  | 1  | 0  | 0  | 0   | 0   | 0  | 0   | 0  | 2  | 3   | 0 | .262 |
| Mar 27 | AUBURN             | *ss  | 4   | 0  | 2  | 3   | 0  | 0  | 0  | 0  | 0  | 0  | 0   | 0   | 0  | 0   | 1  | 0  | 3   | 0 | .274 |
| Mar 29 | at Oklahoma State  | *ss  | 3   | 0  | 1  | 1   | 1  | 0  | 0  | 1  | 0  | 0  | 0   | 0   | 0  | 0   | 0  | 1  | 5   | 0 | .276 |
| Apr 01 | MISSOURI           | *ss  | 3   | 3  | 3  | 1   | 0  | 0  | 0  | 1  | 0  | 0  | 0   | 0   | 0  | 0   | 0  | 1  | 1   | 0 | .300 |
| Apr 02 | MISSOURI           | *ss  | 3   | 0  | 0  | 0   | 0  | 0  | 0  | 0  | 0  | 0  | 1   | 0   | 0  | 0   | 1  | 2  | 3   | 0 | .290 |
| Apr 03 | MISSOURI           | *ss  | 4   | 0  | 1  | 0   | 0  | 0  | 0  | 0  | 0  | 0  | 0   | 0   | 0  | 0   | 1  | 1  | 2   | 0 | .289 |
| Apr 06 | at Memphis         | *ss  | 4   | 2  | 2  | 1   | 0  | 0  | 0  | 0  | 0  | 0  | 0   | 1   | 0  | 0   | 0  | 1  | 3   | 0 | .297 |
| Apr 08 | at Ole Miss        | *ss  | 4   | 0  | 1  | 0   | 0  | 0  | 0  | 0  | 0  | 0  | 0   | 0   | 0  | 0   | 0  | 1  | 3   | 0 | .295 |
| Apr 09 | at Ole Miss        | *ss  | 4   | 2  | 1  | 1   | 0  | 0  | 0  | 1  | 0  | 0  | 0   | 0   | 0  | 0   | 1  | 2  | 2   | 0 | .294 |
| Apr 10 | at Ole Miss        | *ss  | 5   | 2  | 2  | 3   | 1  | 0  | 1  | 0  | 0  | 0  | 0   | 0   | 0  | 0   | 0  | 0  | 2   | 0 | .298 |
| Apr 12 | ULM                | *ss  | 4   | 1  | 0  | 0   | 0  | 0  | 0  | 0  | 0  | 0  | 0   | 0   | 0  | 0   | 1  | 1  | 3   | 0 | .288 |
| Apr 14 | FLORIDA            | *ss  | 4   | 1  | 0  | 0   | 0  | 0  | 0  | 0  | 0  | 0  | 1   | 0   | 0  | 0   | 2  | 1  | 4   | 2 | .279 |
| Apr 15 | FLORIDA            | *ss  | 4   | 1  | 1  | 1   | 0  | 0  | 1  | 0  | 0  | 0  | 0   | 0   | 0  | 0   | 2  | 2  | 9   | 0 | .278 |
| Apr 16 | FLORIDA            | *ss  | 3   | 2  | 3  | 0   | 1  | 0  | 0  | 1  | 0  | 1  | 0   | 0   | 0  | 0   | 0  | 2  | 4   | 0 | .295 |
| Apr 19 | CREIGHTON          | *ss  | 4   | 2  | 2  | 0   | 0  | 0  | 0  | 0  | 0  | 0  | 0   | 0   | 0  | 0   | 1  | 5  | 3   | 0 | .301 |
| Apr 22 | at Kentucky        | *ss  | 4   | 0  | 0  | 0   | 0  | 0  | 0  | 0  | 0  | 0  | 0   | 0   | 0  | 0   | 0  | 0  | 4   | 1 | .292 |
| Apr 23 | at Kentucky-1      | *ss  | 3   | 0  | 0  | 0   | 0  | 0  | 0  | 0  | 0  | 0  | 0   | 0   | 0  | 1   | 0  | 0  | 4   | 0 | .286 |
| Apr 23 | at Kentucky-2      | *ss  | 3   | 0  | 1  | 1   | 0  | 0  | 0  | 0  | 0  | 0  | 0   | 0   | 0  | 0   | 2  | 1  | 1   | 0 | .287 |
| Totals |                    | 39gs | 143 | 31 | 41 | 35  | 8  | 0  | 8  | 10 | 0  | 1  | 5   | 1   | 1  | 3   | 23 | 54 | 129 | 7 | .287 |

On base pct. .352 • Slugging pct. .510

Arkansas Baseball  
Individual Game-by-Game for Arkansas (as of Apr 24, 2016)

#17 Luke Bonfield - 35 games (All games)

| Date   | Opponent           | Pos   | AB  | R  | H  | RBI | 2B | 3B | HR | BB | SB | CS | HBP | SAC | SF | GDP | K  | PO | A | E | Avg  |
|--------|--------------------|-------|-----|----|----|-----|----|----|----|----|----|----|-----|-----|----|-----|----|----|---|---|------|
| Feb 19 | CENTRAL MICHIGAN   | *of   | 3   | 0  | 1  | 0   | 0  | 0  | 0  | 0  | 0  | 0  | 0   | 0   | 0  | 0   | 2  | 1  | 0 | 0 | .333 |
| Feb 21 | CENTRAL MICHIGAN   | *of   | 4   | 1  | 1  | 3   | 0  | 0  | 1  | 0  | 0  | 0  | 0   | 0   | 0  | 0   | 0  | 1  | 0 | 0 | .286 |
| Feb 23 | MISS. VALLEY STATE | *of   | 5   | 4  | 3  | 5   | 1  | 0  | 1  | 1  | 0  | 0  | 0   | 0   | 0  | 0   | 0  | 0  | 0 | 0 | .417 |
| Feb 24 | MISS. VALLEY STATE | *dh   | 1   | 0  | 0  | 2   | 0  | 0  | 0  | 2  | 0  | 0  | 0   | 0   | 1  | 0   | 0  | 0  | 0 | 0 | .385 |
| Feb 26 | vs Rice            | *of   | 2   | 0  | 0  | 1   | 0  | 0  | 0  | 1  | 0  | 0  | 0   | 0   | 0  | 0   | 1  | 1  | 0 | 0 | .333 |
| Feb 27 | vs Houston         | *of   | 5   | 1  | 1  | 0   | 0  | 0  | 0  | 0  | 0  | 0  | 0   | 0   | 0  | 0   | 2  | 0  | 0 | 0 | .300 |
| Feb 28 | vs Texas Tech      | *dh   | 3   | 0  | 0  | 0   | 0  | 0  | 0  | 0  | 0  | 0  | 0   | 0   | 0  | 0   | 3  | 0  | 0 | 0 | .261 |
| Mar 05 | EASTERN ILLINOIS   | *of   | 1   | 0  | 1  | 0   | 0  | 0  | 0  | 1  | 0  | 0  | 0   | 0   | 0  | 0   | 0  | 0  | 0 | 0 | .292 |
| Mar 11 | WESTERN ILLINOIS   | *of   | 4   | 0  | 0  | 0   | 0  | 0  | 0  | 0  | 0  | 0  | 0   | 0   | 0  | 0   | 0  | 1  | 0 | 0 | .250 |
| Mar 12 | WESTERN ILLINOIS   | *dh   | 3   | 2  | 3  | 0   | 2  | 0  | 0  | 2  | 0  | 0  | 0   | 0   | 0  | 0   | 0  | 0  | 0 | 0 | .323 |
| Mar 13 | WESTERN ILLINOIS   | *dh   | 4   | 0  | 2  | 3   | 1  | 0  | 0  | 0  | 0  | 0  | 0   | 0   | 0  | 0   | 1  | 0  | 0 | 0 | .343 |
| Mar 15 | GRAMBLING STATE    | *of   | 5   | 3  | 2  | 1   | 1  | 0  | 0  | 0  | 0  | 0  | 1   | 0   | 0  | 0   | 1  | 1  | 0 | 0 | .350 |
| Mar 16 | GRAMBLING STATE    | *of   | 3   | 0  | 1  | 0   | 0  | 0  | 0  | 1  | 0  | 1  | 0   | 0   | 0  | 0   | 1  | 0  | 0 | 0 | .349 |
| Mar 18 | at South Carolina  | *dh   | 4   | 1  | 2  | 2   | 0  | 0  | 1  | 0  | 0  | 0  | 0   | 0   | 0  | 0   | 1  | 0  | 0 | 0 | .362 |
| Mar 19 | at South Carolina  | *dh   | 4   | 1  | 1  | 0   | 0  | 0  | 0  | 0  | 0  | 0  | 0   | 0   | 0  | 0   | 3  | 0  | 0 | 0 | .353 |
| Mar 20 | at South Carolina  | *of   | 3   | 0  | 0  | 0   | 0  | 0  | 0  | 1  | 0  | 0  | 0   | 0   | 0  | 0   | 2  | 4  | 0 | 0 | .333 |
| Mar 25 | AUBURN             | *of   | 4   | 0  | 1  | 1   | 0  | 0  | 0  | 0  | 0  | 0  | 0   | 0   | 0  | 1   | 0  | 0  | 0 | 0 | .328 |
| Mar 26 | AUBURN             | *dh   | 3   | 2  | 1  | 2   | 0  | 0  | 1  | 1  | 0  | 0  | 0   | 0   | 0  | 0   | 2  | 0  | 0 | 0 | .328 |
| Mar 27 | AUBURN             | *dh   | 3   | 1  | 1  | 0   | 0  | 0  | 0  | 1  | 0  | 0  | 0   | 0   | 0  | 0   | 1  | 0  | 0 | 0 | .328 |
| Mar 29 | at Oklahoma State  | *dh   | 3   | 1  | 2  | 1   | 0  | 0  | 0  | 1  | 0  | 0  | 0   | 0   | 0  | 0   | 0  | 0  | 0 | 0 | .343 |
| Apr 01 | MISSOURI           | *of   | 2   | 0  | 0  | 0   | 0  | 0  | 0  | 0  | 0  | 0  | 0   | 0   | 0  | 0   | 1  | 1  | 0 | 0 | .333 |
| Apr 02 | MISSOURI           | ph/of | 1   | 0  | 0  | 0   | 0  | 0  | 0  | 0  | 0  | 0  | 0   | 0   | 0  | 0   | 1  | 0  | 0 | 0 | .329 |
| Apr 03 | MISSOURI           | *of   | 2   | 0  | 1  | 0   | 0  | 0  | 0  | 2  | 0  | 0  | 0   | 0   | 0  | 0   | 0  | 0  | 0 | 0 | .333 |
| Apr 06 | at Memphis         | *of   | 5   | 1  | 1  | 1   | 0  | 0  | 1  | 0  | 0  | 0  | 0   | 0   | 0  | 0   | 1  | 1  | 0 | 0 | .325 |
| Apr 08 | at Ole Miss        | *of   | 4   | 0  | 1  | 0   | 1  | 0  | 0  | 0  | 0  | 0  | 0   | 0   | 0  | 0   | 3  | 1  | 0 | 0 | .321 |
| Apr 09 | at Ole Miss        | *of   | 5   | 3  | 2  | 1   | 1  | 0  | 1  | 0  | 0  | 0  | 0   | 0   | 0  | 0   | 0  | 0  | 0 | 0 | .326 |
| Apr 10 | at Ole Miss        | *of   | 5   | 1  | 3  | 1   | 0  | 0  | 0  | 0  | 0  | 0  | 0   | 0   | 0  | 0   | 0  | 0  | 0 | 0 | .341 |
| Apr 12 | ULM                | *of   | 3   | 0  | 2  | 1   | 1  | 0  | 0  | 0  | 0  | 0  | 1   | 0   | 0  | 0   | 0  | 2  | 0 | 0 | .351 |
| Apr 14 | FLORIDA            | *of   | 5   | 0  | 1  | 1   | 0  | 0  | 0  | 0  | 0  | 0  | 0   | 0   | 0  | 0   | 2  | 2  | 0 | 1 | .343 |
| Apr 15 | FLORIDA            | *of   | 4   | 0  | 2  | 0   | 0  | 0  | 0  | 0  | 0  | 0  | 0   | 0   | 0  | 0   | 1  | 0  | 0 | 0 | .350 |
| Apr 16 | FLORIDA            | *of   | 3   | 0  | 0  | 0   | 0  | 0  | 0  | 1  | 0  | 0  | 0   | 0   | 0  | 0   | 2  | 3  | 0 | 0 | .340 |
| Apr 19 | CREIGHTON          | *of   | 4   | 1  | 2  | 0   | 0  | 0  | 0  | 0  | 0  | 0  | 0   | 0   | 0  | 0   | 1  | 2  | 0 | 0 | .345 |
| Apr 22 | at Kentucky        | *of   | 4   | 0  | 1  | 0   | 0  | 0  | 0  | 0  | 0  | 1  | 0   | 0   | 0  | 0   | 0  | 1  | 0 | 0 | .342 |
| Apr 23 | at Kentucky-1      | *of   | 3   | 1  | 1  | 1   | 1  | 0  | 0  | 0  | 0  | 0  | 0   | 0   | 0  | 0   | 0  | 0  | 0 | 0 | .342 |
| Apr 23 | at Kentucky-2      | *of   | 3   | 0  | 0  | 1   | 0  | 0  | 0  | 0  | 0  | 0  | 0   | 0   | 0  | 0   | 0  | 1  | 0 | 0 | .333 |
| Totals |                    | 34gs  | 120 | 24 | 40 | 28  | 9  | 0  | 6  | 15 | 0  | 2  | 2   | 0   | 1  | 1   | 32 | 23 | 0 | 1 | .333 |

On base pct. .413 • Slugging pct. .558

#55 Isaiah Campbell - 2 games (All games)

| Date   | Opponent           | Pos | AB | R | H | RBI | 2B | 3B | HR | BB | SB | CS | HBP | SAC | SF | GDP | K | PO | A | E | Avg  |
|--------|--------------------|-----|----|---|---|-----|----|----|----|----|----|----|-----|-----|----|-----|---|----|---|---|------|
| Feb 23 | MISS. VALLEY STATE | *p  | 0  | 0 | 0 | 0   | 0  | 0  | 0  | 0  | 0  | 0  | 0   | 0   | 0  | 0   | 0 | 0  | 1 | 0 | .000 |
| Mar 15 | GRAMBLING STATE    | *p  | 0  | 0 | 0 | 0   | 0  | 0  | 0  | 0  | 0  | 0  | 0   | 0   | 0  | 0   | 0 | 1  | 1 | 0 | .000 |
| Totals |                    | 2gs | 0  | 0 | 0 | 0   | 0  | 0  | 0  | 0  | 0  | 0  | 0   | 0   | 0  | 0   | 0 | 1  | 2 | 0 | .000 |

On base pct. .000 • Slugging pct. .000

#55 Isaiah Campbell - 8 appearances (All games)

| Date   | Opponent           | GS | IP   | H  | R | ER | BB | SO | 2B | 3B | HR | WP | BK | HBP | IBB | Score | W-L | Sv | ERA  | NP |
|--------|--------------------|----|------|----|---|----|----|----|----|----|----|----|----|-----|-----|-------|-----|----|------|----|
| Feb 23 | MISS. VALLEY STATE | *  | 2.0  | 2  | 1 | 1  | 0  | 1  | 0  | 0  | 0  | 0  | 0  | 0   | 0   | 21-4  | 1-0 | 0  | 4.50 | 23 |
| Mar 09 | GONZAGA            | *  | 0.1  | 1  | 0 | 0  | 0  | 1  | 0  | 0  | 0  | 0  | 0  | 2   | 0   | 10-15 | 1-0 | 0  | 3.86 | 20 |
| Mar 15 | GRAMBLING STATE    | *  | 4.0  | 4  | 3 | 3  | 1  | 4  | 1  | 0  | 2  | 0  | 0  | 0   | 0   | 14-4  | 2-0 | 0  | 5.68 | 57 |
| Mar 18 | at South Carolina  | *  | 1.0  | 1  | 1 | 1  | 0  | 0  | 0  | 0  | 1  | 0  | 0  | 0   | 0   | 6-10  | 2-0 | 0  | 6.14 | 10 |
| Apr 06 | at Memphis         | *  | 2.2  | 2  | 0 | 0  | 1  | 2  | 0  | 0  | 0  | 1  | 0  | 0   | 0   | 12-4  | 2-0 | 0  | 4.50 | 34 |
| Apr 09 | at Ole Miss        | *  | 0.2  | 3  | 2 | 1  | 0  | 1  | 1  | 0  | 0  | 0  | 0  | 0   | 0   | 9-14  | 2-0 | 0  | 5.06 | 19 |
| Apr 14 | FLORIDA            | *  | 2.1  | 3  | 2 | 0  | 0  | 3  | 0  | 0  | 0  | 0  | 0  | 0   | 0   | 8-12  | 2-0 | 0  | 4.15 | 51 |
| Apr 19 | CREIGHTON          | *  | 3.0  | 2  | 0 | 0  | 0  | 2  | 0  | 0  | 0  | 0  | 0  | 0   | 0   | 6-2   | 3-0 | 0  | 3.38 | 26 |
| Totals |                    | 4  | 16.0 | 18 | 9 | 6  | 2  | 14 | 2  | 0  | 3  | 1  | 0  | 2   | 0   | 86-65 | 3-0 | 0  | 3.38 | -  |

Arkansas Baseball  
Individual Game-by-Game for Arkansas (as of Apr 24, 2016)

#19 Austin Catron - 22 games (All games)

| Date   | Opponent           | Pos    | AB   | R  | H  | RBI | 2B | 3B | HR | BB | SB | CS | HBP | SAC | SF | GDP | K | PO | A  | E | Avg  |      |
|--------|--------------------|--------|------|----|----|-----|----|----|----|----|----|----|-----|-----|----|-----|---|----|----|---|------|------|
| Feb 19 | CENTRAL MICHIGAN   | *dh    | 3    | 0  | 1  | 0   | 0  | 0  | 0  | 0  | 0  | 0  | 0   | 1   | 0  | 0   | 1 | 0  | 0  | 0 | .333 |      |
| Feb 20 | CENTRAL MICHIGAN   | ph/dh  | 1    | 0  | 1  | 1   | 0  | 0  | 0  | 0  | 0  | 1  | 0   | 0   | 0  | 0   | 0 | 0  | 0  | 0 | .500 |      |
| Feb 21 | CENTRAL MICHIGAN   | *dh    | 2    | 1  | 0  | 0   | 0  | 0  | 0  | 1  | 0  | 0  | 0   | 0   | 0  | 0   | 0 | 0  | 0  | 0 | .333 |      |
| Feb 23 | MISS. VALLEY STATE | *dh    | 5    | 2  | 2  | 3   | 0  | 0  | 1  | 0  | 0  | 0  | 0   | 0   | 1  | 0   | 0 | 0  | 0  | 0 | .364 |      |
| Feb 24 | MISS. VALLEY STATE | *1b    | 5    | 1  | 1  | 2   | 0  | 0  | 0  | 0  | 0  | 0  | 0   | 0   | 1  | 0   | 2 | 13 | 1  | 0 | .312 |      |
| Feb 26 | vs Rice            | *dh    | 3    | 1  | 2  | 0   | 1  | 0  | 0  | 0  | 0  | 0  | 0   | 1   | 0  | 0   | 0 | 0  | 0  | 0 | .368 |      |
| Feb 27 | vs Houston         | ph/dh  | 3    | 1  | 3  | 3   | 0  | 0  | 0  | 0  | 0  | 0  | 0   | 0   | 0  | 0   | 0 | 0  | 0  | 0 | .455 |      |
| Mar 02 | LOUISIANA TECH     | ph     | 1    | 0  | 0  | 0   | 0  | 0  | 0  | 0  | 0  | 0  | 0   | 0   | 0  | 0   | 1 | 0  | 0  | 0 | .435 |      |
| Mar 04 | EASTERN ILLINOIS   | *dh    | 2    | 0  | 0  | 0   | 0  | 0  | 0  | 0  | 0  | 0  | 0   | 0   | 0  | 0   | 0 | 0  | 0  | 0 | .400 |      |
| Mar 05 | EASTERN ILLINOIS   | *dh/of | 3    | 0  | 1  | 2   | 0  | 0  | 0  | 3  | 0  | 0  | 0   | 0   | 0  | 0   | 0 | 0  | 0  | 0 | .393 |      |
| Mar 06 | EASTERN ILLINOIS   | *1b    | 4    | 0  | 0  | 0   | 0  | 0  | 0  | 0  | 0  | 0  | 0   | 0   | 0  | 0   | 1 | 10 | 0  | 1 | .344 |      |
| Mar 09 | GONZAGA            | *dh    | 5    | 0  | 0  | 0   | 0  | 0  | 0  | 0  | 0  | 0  | 0   | 0   | 0  | 0   | 1 | 0  | 0  | 0 | .297 |      |
| Mar 16 | GRAMBLING STATE    | *dh    | 3    | 0  | 0  | 0   | 0  | 0  | 0  | 1  | 0  | 0  | 0   | 0   | 0  | 1   | 1 | 0  | 0  | 0 | .275 |      |
| Apr 01 | MISSOURI           | *dh    | 4    | 1  | 1  | 1   | 0  | 0  | 0  | 0  | 0  | 0  | 0   | 0   | 0  | 0   | 1 | 0  | 0  | 0 | .273 |      |
| Apr 02 | MISSOURI           | *dh    | 3    | 2  | 3  | 3   | 0  | 1  | 1  | 1  | 0  | 0  | 0   | 0   | 0  | 0   | 0 | 0  | 0  | 0 | .319 |      |
| Apr 03 | MISSOURI           | *dh    | 4    | 1  | 2  | 0   | 0  | 0  | 0  | 0  | 0  | 0  | 0   | 0   | 0  | 0   | 0 | 0  | 0  | 0 | .333 |      |
| Apr 06 | at Memphis         | *dh    | 4    | 0  | 0  | 0   | 0  | 0  | 0  | 0  | 0  | 0  | 0   | 0   | 0  | 0   | 0 | 0  | 0  | 0 | .309 |      |
| Apr 08 | at Ole Miss        | *dh    | 4    | 1  | 1  | 0   | 0  | 0  | 0  | 0  | 1  | 0  | 0   | 0   | 0  | 0   | 2 | 0  | 0  | 0 | .305 |      |
| Apr 09 | at Ole Miss        | ph/of  | 3    | 0  | 0  | 0   | 0  | 0  | 0  | 0  | 0  | 0  | 0   | 0   | 0  | 1   | 0 | 0  | 0  | 0 | .290 |      |
| Apr 12 | ULM                | *dh    | 3    | 0  | 0  | 0   | 0  | 0  | 0  | 0  | 0  | 0  | 1   | 0   | 0  | 0   | 1 | 0  | 0  | 0 | .277 |      |
| Apr 16 | FLORIDA            | *dh    | 4    | 0  | 1  | 0   | 0  | 0  | 0  | 0  | 0  | 0  | 0   | 0   | 0  | 0   | 3 | 0  | 0  | 0 | .275 |      |
| Apr 19 | CREIGHTON          | *dh    | 4    | 0  | 0  | 0   | 0  | 0  | 0  | 0  | 0  | 0  | 0   | 0   | 0  | 1   | 0 | 0  | 0  | 0 | .260 |      |
| Totals |                    |        | 18gs | 73 | 11 | 19  | 15 | 1  | 1  | 2  | 6  | 1  | 1   | 1   | 2  | 2   | 3 | 14 | 23 | 1 | 1    | .260 |

On base pct. .317 • Slugging pct. .384

#36 Cannon Chadwick - 3 games (All games)

| Date   | Opponent           | Pos | AB  | R | H | RBI | 2B | 3B | HR | BB | SB | CS | HBP | SAC | SF | GDP | K | PO | A | E | Avg  |
|--------|--------------------|-----|-----|---|---|-----|----|----|----|----|----|----|-----|-----|----|-----|---|----|---|---|------|
| Feb 24 | MISS. VALLEY STATE | p   | 0   | 0 | 0 | 0   | 0  | 0  | 0  | 0  | 0  | 0  | 0   | 0   | 0  | 0   | 0 | 0  | 1 | 0 | .000 |
| Mar 02 | LOUISIANA TECH     | p   | 0   | 0 | 0 | 0   | 0  | 0  | 0  | 0  | 0  | 0  | 0   | 0   | 0  | 0   | 0 | 0  | 1 | 0 | .000 |
| Mar 05 | EASTERN ILLINOIS   | p   | 0   | 0 | 0 | 0   | 0  | 0  | 0  | 0  | 0  | 0  | 0   | 0   | 0  | 0   | 0 | 0  | 1 | 1 | .000 |
| Totals |                    |     | 0gs | 0 | 0 | 0   | 0  | 0  | 0  | 0  | 0  | 0  | 0   | 0   | 0  | 0   | 0 | 0  | 3 | 1 | .000 |

On base pct. .000 • Slugging pct. .000

#36 Cannon Chadwick - 8 appearances (All games)

| Date   | Opponent           | GS | IP   | H  | R | ER | BB | SO | 2B | 3B | HR | WP | BK | HBP | IBB | Score | W-L | Sv | ERA  | NP |
|--------|--------------------|----|------|----|---|----|----|----|----|----|----|----|----|-----|-----|-------|-----|----|------|----|
| Feb 20 | CENTRAL MICHIGAN   |    | 2.0  | 1  | 0 | 0  | 1  | 1  | 0  | 0  | 0  | 0  | 0  | 1   | 0   | 4-3   | 0-0 | 0  | 0.00 | 34 |
| Feb 24 | MISS. VALLEY STATE |    | 1.0  | 0  | 0 | 0  | 0  | 1  | 0  | 0  | 0  | 0  | 0  | 0   | 0   | 20-0  | 0-0 | 0  | 0.00 | 11 |
| Feb 28 | vs Texas Tech      |    | 2.1  | 3  | 1 | 1  | 1  | 3  | 0  | 0  | 0  | 0  | 0  | 0   | 0   | 10-6  | 1-0 | 0  | 1.69 | 45 |
| Mar 02 | LOUISIANA TECH     |    | 3.0  | 2  | 0 | 0  | 0  | 1  | 0  | 0  | 0  | 0  | 0  | 0   | 0   | 2-3   | 1-0 | 0  | 1.08 | 25 |
| Mar 05 | EASTERN ILLINOIS   |    | 2.2  | 2  | 1 | 0  | 1  | 1  | 1  | 0  | 0  | 0  | 0  | 0   | 0   | 8-10  | 1-0 | 0  | 0.82 | 35 |
| Mar 09 | GONZAGA            |    | 0.2  | 3  | 2 | 2  | 1  | 1  | 1  | 0  | 0  | 0  | 0  | 0   | 0   | 10-15 | 1-0 | 0  | 2.31 | 18 |
| Apr 12 | ULM                |    | 1.0  | 0  | 0 | 0  | 0  | 2  | 0  | 0  | 0  | 0  | 0  | 0   | 0   | 3-1   | 1-0 | 0  | 2.13 | 12 |
| Apr 15 | FLORIDA            |    | 2.2  | 2  | 0 | 0  | 0  | 0  | 0  | 0  | 0  | 0  | 0  | 0   | 0   | 2-9   | 1-0 | 0  | 1.76 | 36 |
| Totals |                    | 0  | 15.1 | 13 | 4 | 3  | 4  | 10 | 2  | 0  | 0  | 0  | 0  | 1   | 0   | 59-47 | 1-0 | 0  | 1.76 | -  |

Arkansas Baseball  
Individual Game-by-Game for Arkansas (as of Apr 24, 2016)

#8 Eric Cole - 26 games (All games)

| Date   | Opponent           | Pos    | AB | R  | H  | RBI | 2B | 3B | HR | BB | SB | CS | HBP | SAC | SF | GDP | K  | PO | A | E | Avg  |
|--------|--------------------|--------|----|----|----|-----|----|----|----|----|----|----|-----|-----|----|-----|----|----|---|---|------|
| Feb 19 | CENTRAL MICHIGAN   | *of    | 5  | 2  | 2  | 0   | 0  | 0  | 0  | 0  | 0  | 0  | 0   | 0   | 0  | 0   | 0  | 3  | 0 | 0 | .400 |
| Feb 20 | CENTRAL MICHIGAN   | *of    | 3  | 2  | 1  | 0   | 0  | 0  | 0  | 1  | 0  | 0  | 0   | 0   | 0  | 0   | 1  | 0  | 0 | 0 | .375 |
| Feb 21 | CENTRAL MICHIGAN   | *of    | 2  | 0  | 2  | 0   | 0  | 0  | 0  | 2  | 0  | 0  | 0   | 0   | 0  | 0   | 0  | 3  | 0 | 0 | .500 |
| Feb 23 | MISS. VALLEY STATE | *of    | 3  | 1  | 2  | 0   | 0  | 0  | 0  | 1  | 0  | 0  | 0   | 0   | 0  | 0   | 1  | 0  | 0 | 0 | .538 |
| Feb 26 | vs Rice            | *of    | 3  | 0  | 0  | 0   | 0  | 0  | 0  | 1  | 0  | 0  | 1   | 0   | 0  | 0   | 2  | 0  | 0 | 0 | .438 |
| Feb 27 | vs Houston         | *of    | 5  | 2  | 1  | 0   | 0  | 0  | 0  | 0  | 0  | 0  | 0   | 0   | 0  | 0   | 2  | 1  | 0 | 0 | .381 |
| Feb 28 | vs Texas Tech      | *of    | 3  | 0  | 0  | 1   | 0  | 0  | 0  | 1  | 0  | 0  | 0   | 0   | 1  | 0   | 1  | 1  | 0 | 0 | .333 |
| Mar 02 | LOUISIANA TECH     | *of    | 5  | 1  | 1  | 0   | 0  | 0  | 0  | 0  | 0  | 0  | 0   | 0   | 0  | 0   | 1  | 0  | 0 | 0 | .310 |
| Mar 04 | EASTERN ILLINOIS   | *of    | 4  | 1  | 1  | 1   | 0  | 0  | 0  | 1  | 0  | 0  | 0   | 0   | 0  | 0   | 1  | 1  | 0 | 0 | .303 |
| Mar 05 | EASTERN ILLINOIS   | ph/of  | 3  | 0  | 0  | 0   | 0  | 0  | 0  | 0  | 0  | 0  | 1   | 0   | 0  | 0   | 0  | 0  | 0 | 0 | .278 |
| Mar 06 | EASTERN ILLINOIS   | *of    | 4  | 0  | 0  | 0   | 0  | 0  | 0  | 0  | 0  | 0  | 0   | 1   | 0  | 0   | 0  | 2  | 0 | 0 | .250 |
| Mar 11 | WESTERN ILLINOIS   | pr     | 0  | 1  | 0  | 0   | 0  | 0  | 0  | 0  | 0  | 0  | 0   | 0   | 0  | 0   | 0  | 0  | 0 | 0 | .250 |
| Mar 12 | WESTERN ILLINOIS   | *of    | 5  | 1  | 2  | 1   | 1  | 0  | 0  | 1  | 0  | 0  | 0   | 0   | 0  | 0   | 0  | 1  | 0 | 0 | .267 |
| Mar 13 | WESTERN ILLINOIS   | *of    | 2  | 0  | 0  | 0   | 0  | 0  | 0  | 1  | 0  | 0  | 0   | 1   | 0  | 0   | 2  | 0  | 0 | 0 | .255 |
| Mar 15 | GRAMBLING STATE    | *of    | 4  | 0  | 1  | 1   | 0  | 0  | 0  | 0  | 0  | 0  | 0   | 0   | 0  | 0   | 1  | 0  | 0 | 0 | .255 |
| Mar 16 | GRAMBLING STATE    | of     | 0  | 0  | 0  | 0   | 0  | 0  | 0  | 0  | 0  | 0  | 0   | 0   | 0  | 0   | 0  | 0  | 0 | 0 | .255 |
| Mar 18 | at South Carolina  | *of    | 4  | 0  | 2  | 0   | 1  | 0  | 0  | 1  | 0  | 0  | 0   | 0   | 0  | 0   | 0  | 1  | 0 | 0 | .273 |
| Mar 19 | at South Carolina  | *of    | 3  | 0  | 0  | 0   | 0  | 0  | 0  | 1  | 0  | 0  | 0   | 0   | 0  | 0   | 1  | 3  | 0 | 0 | .259 |
| Mar 20 | at South Carolina  | ph     | 1  | 0  | 0  | 0   | 0  | 0  | 0  | 0  | 0  | 0  | 0   | 0   | 0  | 0   | 1  | 0  | 0 | 0 | .254 |
| Mar 26 | AUBURN             | of     | 1  | 0  | 1  | 0   | 0  | 0  | 0  | 0  | 0  | 0  | 0   | 0   | 0  | 0   | 0  | 1  | 0 | 0 | .267 |
| Apr 02 | MISSOURI           | *of/of | 5  | 0  | 0  | 0   | 0  | 0  | 0  | 0  | 0  | 0  | 0   | 0   | 0  | 0   | 2  | 0  | 0 | 0 | .246 |
| Apr 06 | at Memphis         | *of    | 4  | 0  | 1  | 0   | 0  | 0  | 0  | 0  | 0  | 0  | 0   | 1   | 0  | 0   | 2  | 0  | 0 | 0 | .246 |
| Apr 08 | at Ole Miss        | *of    | 4  | 0  | 0  | 0   | 0  | 0  | 0  | 0  | 0  | 0  | 0   | 0   | 0  | 0   | 0  | 3  | 0 | 0 | .233 |
| Apr 10 | at Ole Miss        | pr     | 0  | 1  | 0  | 0   | 0  | 0  | 0  | 0  | 0  | 0  | 0   | 0   | 0  | 0   | 0  | 0  | 0 | 0 | .233 |
| Apr 16 | FLORIDA            | *of    | 5  | 0  | 1  | 0   | 0  | 0  | 0  | 0  | 0  | 0  | 0   | 0   | 0  | 0   | 2  | 1  | 0 | 0 | .231 |
| Apr 23 | at Kentucky-2      | of     | 0  | 0  | 0  | 0   | 0  | 0  | 0  | 0  | 0  | 0  | 0   | 0   | 0  | 0   | 0  | 0  | 0 | 0 | .231 |
| Totals |                    | 19gs   | 78 | 12 | 18 | 4   | 2  | 0  | 0  | 10 | 1  | 0  | 1   | 4   | 1  | 0   | 20 | 21 | 0 | 0 | .231 |

On base pct. .322 • Slugging pct. .256

#18 Anthony Dahl - 5 appearances (All games)

| Date   | Opponent         | GS | IP  | H  | R | ER | BB | SO | 2B | 3B | HR | WP | BK | HBP | IBB | Score | W-L | Sv | ERA   | NP |
|--------|------------------|----|-----|----|---|----|----|----|----|----|----|----|----|-----|-----|-------|-----|----|-------|----|
| Feb 21 | CENTRAL MICHIGAN |    | 2.1 | 2  | 0 | 0  | 1  | 3  | 0  | 0  | 0  | 0  | 0  | 0   | 0   | 9-4   | 1-0 | 0  | 0.00  | 52 |
| Feb 27 | vs Houston       |    | 2.2 | 5  | 2 | 2  | 0  | 3  | 2  | 0  | 0  | 0  | 0  | 0   | 0   | 12-3  | 1-0 | 0  | 3.60  | 39 |
| Mar 05 | EASTERN ILLINOIS |    | 0.0 | 2  | 2 | 2  | 0  | 0  | 1  | 0  | 0  | 0  | 0  | 0   | 0   | 8-10  | 1-0 | 0  | 7.20  | 4  |
| Mar 09 | GONZAGA          |    | 0.0 | 0  | 2 | 2  | 0  | 0  | 0  | 0  | 0  | 0  | 0  | 2   | 0   | 10-15 | 1-1 | 0  | 10.80 | 2  |
| Apr 06 | at Memphis       |    | 1.0 | 3  | 1 | 1  | 0  | 1  | 1  | 0  | 0  | 0  | 0  | 0   | 0   | 12-4  | 1-1 | 0  | 10.50 | 19 |
| Totals |                  | 0  | 6.0 | 12 | 7 | 7  | 1  | 7  | 4  | 0  | 0  | 0  | 0  | 2   | 0   | 51-36 | 1-1 | 0  | 10.50 | -  |

Arkansas Baseball  
Individual Game-by-Game for Arkansas (as of Apr 24, 2016)

#9 Clark Eagan - 40 games (All games)

| Date   | Opponent           | Pos    | AB  | R  | H  | RBI | 2B | 3B | HR | BB | SB | CS | HBP | SAC | SF | GDP | K  | PO  | A  | E | Avg  |
|--------|--------------------|--------|-----|----|----|-----|----|----|----|----|----|----|-----|-----|----|-----|----|-----|----|---|------|
| Feb 19 | CENTRAL MICHIGAN   | *of/1b | 3   | 0  | 0  | 0   | 0  | 0  | 0  | 0  | 0  | 0  | 0   | 1   | 0  | 0   | 2  | 1   | 0  | 0 | .000 |
| Feb 20 | CENTRAL MICHIGAN   | *of/1b | 3   | 0  | 2  | 1   | 0  | 0  | 0  | 0  | 0  | 0  | 0   | 1   | 0  | 0   | 0  | 2   | 0  | 0 | .333 |
| Feb 21 | CENTRAL MICHIGAN   | *of/1b | 3   | 1  | 1  | 0   | 0  | 0  | 0  | 1  | 0  | 0  | 0   | 0   | 0  | 0   | 0  | 3   | 1  | 0 | .333 |
| Feb 23 | MISS. VALLEY STATE | *of/1b | 5   | 2  | 1  | 2   | 0  | 0  | 1  | 1  | 0  | 0  | 0   | 0   | 0  | 0   | 0  | 6   | 0  | 0 | .286 |
| Feb 24 | MISS. VALLEY STATE | *3b    | 4   | 1  | 2  | 5   | 1  | 0  | 0  | 0  | 1  | 0  | 0   | 0   | 2  | 0   | 1  | 0   | 3  | 0 | .333 |
| Feb 26 | vs Rice            | *of    | 5   | 0  | 2  | 0   | 2  | 0  | 0  | 0  | 0  | 0  | 0   | 0   | 0  | 0   | 0  | 0   | 0  | 0 | .348 |
| Feb 27 | vs Houston         | *of    | 4   | 0  | 0  | 0   | 0  | 0  | 0  | 0  | 0  | 0  | 1   | 0   | 0  | 0   | 1  | 1   | 0  | 0 | .296 |
| Feb 28 | vs Texas Tech      | *of    | 3   | 3  | 2  | 2   | 0  | 1  | 1  | 1  | 1  | 0  | 1   | 0   | 0  | 0   | 0  | 2   | 0  | 0 | .333 |
| Mar 02 | LOUISIANA TECH     | *of    | 3   | 0  | 2  | 1   | 0  | 0  | 0  | 1  | 0  | 0  | 0   | 0   | 0  | 0   | 1  | 3   | 0  | 0 | .364 |
| Mar 04 | EASTERN ILLINOIS   | *1b    | 3   | 0  | 1  | 1   | 0  | 0  | 0  | 1  | 1  | 0  | 0   | 0   | 0  | 0   | 1  | 10  | 2  | 0 | .361 |
| Mar 05 | EASTERN ILLINOIS   | *of/1b | 6   | 1  | 3  | 0   | 1  | 0  | 0  | 1  | 0  | 0  | 0   | 0   | 0  | 0   | 0  | 8   | 0  | 0 | .381 |
| Mar 06 | EASTERN ILLINOIS   | *of    | 2   | 0  | 1  | 1   | 0  | 0  | 0  | 3  | 0  | 0  | 0   | 0   | 0  | 0   | 0  | 0   | 0  | 0 | .386 |
| Mar 09 | GONZAGA            | *of    | 4   | 2  | 1  | 2   | 0  | 0  | 0  | 1  | 0  | 0  | 0   | 0   | 0  | 0   | 1  | 3   | 0  | 0 | .375 |
| Mar 11 | WESTERN ILLINOIS   | *of    | 4   | 0  | 0  | 0   | 0  | 0  | 0  | 0  | 0  | 0  | 0   | 1   | 0  | 0   | 0  | 0   | 0  | 0 | .346 |
| Mar 12 | WESTERN ILLINOIS   | *3b    | 4   | 1  | 2  | 1   | 0  | 0  | 0  | 0  | 1  | 0  | 0   | 0   | 1  | 0   | 0  | 1   | 3  | 0 | .357 |
| Mar 13 | WESTERN ILLINOIS   | *1b    | 4   | 0  | 0  | 0   | 0  | 0  | 0  | 0  | 0  | 0  | 0   | 0   | 0  | 1   | 1  | 11  | 0  | 0 | .333 |
| Mar 15 | GRAMBLING STATE    | *1b    | 6   | 3  | 3  | 1   | 0  | 0  | 0  | 0  | 0  | 0  | 0   | 0   | 0  | 0   | 1  | 10  | 2  | 0 | .348 |
| Mar 16 | GRAMBLING STATE    | *of/1b | 3   | 0  | 0  | 0   | 0  | 0  | 0  | 1  | 0  | 0  | 0   | 0   | 0  | 0   | 0  | 4   | 0  | 0 | .333 |
| Mar 18 | at South Carolina  | *of/1b | 5   | 1  | 2  | 0   | 0  | 0  | 0  | 0  | 0  | 0  | 0   | 0   | 0  | 0   | 2  | 3   | 2  | 0 | .338 |
| Mar 19 | at South Carolina  | *1b    | 4   | 0  | 0  | 0   | 0  | 0  | 0  | 0  | 0  | 0  | 0   | 0   | 0  | 0   | 1  | 7   | 2  | 0 | .321 |
| Mar 20 | at South Carolina  | *of/1b | 4   | 1  | 1  | 1   | 0  | 0  | 0  | 0  | 0  | 0  | 1   | 0   | 0  | 0   | 1  | 4   | 0  | 0 | .317 |
| Mar 25 | AUBURN             | *of/1b | 4   | 0  | 0  | 0   | 0  | 0  | 0  | 0  | 0  | 0  | 0   | 0   | 0  | 0   | 2  | 3   | 0  | 0 | .302 |
| Mar 26 | AUBURN             | *of    | 4   | 1  | 1  | 0   | 0  | 0  | 0  | 0  | 0  | 0  | 0   | 0   | 0  | 0   | 0  | 2   | 0  | 0 | .300 |
| Mar 27 | AUBURN             | *of/1b | 3   | 0  | 0  | 0   | 0  | 0  | 0  | 1  | 0  | 0  | 0   | 0   | 0  | 0   | 1  | 2   | 0  | 0 | .290 |
| Mar 29 | at Oklahoma State  | *of    | 4   | 0  | 0  | 0   | 0  | 0  | 0  | 1  | 0  | 0  | 0   | 0   | 0  | 0   | 2  | 0   | 0  | 0 | .278 |
| Apr 01 | MISSOURI           | *of    | 5   | 0  | 3  | 2   | 1  | 0  | 0  | 0  | 0  | 0  | 0   | 0   | 0  | 0   | 0  | 5   | 0  | 0 | .294 |
| Apr 02 | MISSOURI           | *of    | 3   | 0  | 1  | 0   | 1  | 0  | 0  | 2  | 0  | 0  | 0   | 0   | 0  | 0   | 1  | 3   | 0  | 0 | .295 |
| Apr 03 | MISSOURI           | *of    | 4   | 0  | 2  | 0   | 0  | 0  | 0  | 1  | 0  | 0  | 0   | 0   | 0  | 0   | 1  | 1   | 0  | 0 | .303 |
| Apr 06 | at Memphis         | *of    | 6   | 3  | 3  | 2   | 0  | 0  | 0  | 0  | 1  | 0  | 0   | 0   | 0  | 0   | 0  | 2   | 0  | 0 | .313 |
| Apr 08 | at Ole Miss        | *of    | 3   | 0  | 1  | 1   | 0  | 0  | 0  | 0  | 0  | 0  | 0   | 0   | 1  | 0   | 2  | 4   | 0  | 0 | .314 |
| Apr 09 | at Ole Miss        | *of    | 5   | 1  | 1  | 0   | 0  | 0  | 0  | 0  | 0  | 0  | 0   | 0   | 0  | 0   | 0  | 2   | 1  | 1 | .309 |
| Apr 10 | at Ole Miss        | *of    | 5   | 1  | 1  | 0   | 0  | 0  | 0  | 0  | 0  | 0  | 0   | 0   | 0  | 0   | 1  | 2   | 0  | 0 | .305 |
| Apr 12 | ULM                | *of    | 5   | 0  | 2  | 0   | 0  | 0  | 0  | 0  | 0  | 0  | 0   | 0   | 0  | 0   | 0  | 1   | 0  | 0 | .308 |
| Apr 14 | FLORIDA            | *1b    | 3   | 0  | 2  | 1   | 0  | 0  | 0  | 2  | 0  | 0  | 0   | 0   | 0  | 0   | 0  | 10  | 1  | 0 | .316 |
| Apr 15 | FLORIDA            | *of    | 4   | 0  | 0  | 0   | 0  | 0  | 0  | 0  | 0  | 0  | 0   | 0   | 0  | 0   | 1  | 1   | 0  | 0 | .307 |
| Apr 16 | FLORIDA            | *1b    | 4   | 0  | 1  | 0   | 0  | 0  | 0  | 0  | 0  | 0  | 0   | 0   | 0  | 0   | 2  | 5   | 0  | 0 | .306 |
| Apr 19 | CREIGHTON          | *1b    | 4   | 0  | 2  | 0   | 0  | 0  | 0  | 0  | 0  | 1  | 0   | 0   | 0  | 0   | 0  | 6   | 0  | 0 | .311 |
| Apr 22 | at Kentucky        | *1b    | 5   | 0  | 2  | 0   | 0  | 0  | 0  | 0  | 0  | 0  | 0   | 0   | 0  | 0   | 0  | 15  | 1  | 0 | .314 |
| Apr 23 | at Kentucky-1      | *1b    | 3   | 0  | 0  | 0   | 0  | 0  | 0  | 0  | 0  | 0  | 0   | 0   | 0  | 0   | 0  | 8   | 0  | 0 | .308 |
| Apr 23 | at Kentucky-2      | *1b    | 4   | 2  | 2  | 1   | 0  | 0  | 1  | 0  | 0  | 0  | 0   | 0   | 0  | 0   | 0  | 5   | 0  | 0 | .312 |
| Totals |                    | 40gs   | 160 | 24 | 50 | 25  | 6  | 1  | 3  | 18 | 5  | 1  | 3   | 3   | 4  | 1   | 26 | 156 | 18 | 1 | .312 |

On base pct. .384 • Slugging pct. .419



Arkansas Baseball  
Individual Game-by-Game for Arkansas (as of Apr 24, 2016)

#29 Cullen Gassaway - 30 games (All games)

| Date   | Opponent           | Pos  | AB  | R  | H  | RBI | 2B | 3B | HR | BB | SB | CS | HBP | SAC | SF | GDP | K  | PO  | A  | E | Avg  |
|--------|--------------------|------|-----|----|----|-----|----|----|----|----|----|----|-----|-----|----|-----|----|-----|----|---|------|
| Feb 19 | CENTRAL MICHIGAN   | *1b  | 4   | 0  | 1  | 2   | 0  | 0  | 0  | 0  | 0  | 0  | 0   | 0   | 0  | 0   | 0  | 10  | 1  | 0 | .250 |
| Feb 20 | CENTRAL MICHIGAN   | *1b  | 3   | 0  | 1  | 1   | 0  | 0  | 0  | 0  | 0  | 0  | 0   | 0   | 1  | 0   | 1  | 12  | 2  | 0 | .286 |
| Feb 21 | CENTRAL MICHIGAN   | *1b  | 3   | 1  | 2  | 0   | 0  | 1  | 0  | 0  | 0  | 0  | 0   | 0   | 0  | 0   | 0  | 7   | 1  | 0 | .400 |
| Feb 23 | MISS. VALLEY STATE | *1b  | 3   | 1  | 1  | 1   | 0  | 0  | 0  | 1  | 0  | 0  | 0   | 0   | 0  | 0   | 1  | 7   | 1  | 1 | .385 |
| Feb 26 | vs Rice            | *1b  | 4   | 1  | 1  | 1   | 1  | 0  | 0  | 0  | 0  | 0  | 0   | 0   | 0  | 0   | 0  | 9   | 0  | 0 | .353 |
| Feb 27 | vs Houston         | *1b  | 4   | 1  | 1  | 1   | 0  | 0  | 0  | 1  | 0  | 0  | 0   | 0   | 0  | 0   | 1  | 6   | 0  | 0 | .333 |
| Feb 28 | vs Texas Tech      | *1b  | 5   | 0  | 1  | 0   | 0  | 0  | 0  | 0  | 0  | 0  | 0   | 0   | 0  | 0   | 1  | 9   | 0  | 0 | .308 |
| Mar 02 | LOUISIANA TECH     | *1b  | 4   | 0  | 0  | 0   | 0  | 0  | 0  | 0  | 0  | 0  | 0   | 0   | 0  | 1   | 0  | 11  | 0  | 0 | .267 |
| Mar 05 | EASTERN ILLINOIS   | *1b  | 3   | 1  | 1  | 1   | 0  | 0  | 0  | 2  | 0  | 0  | 0   | 0   | 0  | 0   | 1  | 8   | 1  | 0 | .273 |
| Mar 06 | EASTERN ILLINOIS   | 1b   | 0   | 0  | 0  | 1   | 0  | 0  | 0  | 1  | 0  | 0  | 0   | 0   | 0  | 0   | 0  | 2   | 0  | 0 | .273 |
| Mar 09 | GONZAGA            | *1b  | 3   | 1  | 2  | 2   | 0  | 0  | 0  | 2  | 0  | 0  | 0   | 0   | 0  | 0   | 1  | 5   | 1  | 0 | .306 |
| Mar 11 | WESTERN ILLINOIS   | *1b  | 4   | 0  | 1  | 1   | 0  | 0  | 0  | 1  | 0  | 0  | 0   | 0   | 0  | 0   | 1  | 10  | 0  | 1 | .300 |
| Mar 12 | WESTERN ILLINOIS   | *1b  | 5   | 0  | 1  | 0   | 0  | 0  | 0  | 0  | 0  | 0  | 0   | 0   | 0  | 0   | 0  | 10  | 1  | 0 | .289 |
| Mar 16 | GRAMBLING STATE    | *1b  | 2   | 0  | 0  | 1   | 0  | 0  | 0  | 1  | 0  | 0  | 0   | 0   | 1  | 0   | 0  | 8   | 0  | 0 | .277 |
| Mar 18 | at South Carolina  | *1b  | 2   | 0  | 0  | 0   | 0  | 0  | 0  | 0  | 0  | 0  | 0   | 0   | 0  | 0   | 2  | 6   | 1  | 0 | .265 |
| Mar 20 | at South Carolina  | *1b  | 4   | 1  | 2  | 0   | 0  | 0  | 0  | 0  | 1  | 0  | 0   | 0   | 0  | 0   | 1  | 4   | 2  | 0 | .283 |
| Mar 25 | AUBURN             | *1b  | 3   | 0  | 1  | 1   | 1  | 0  | 0  | 0  | 0  | 0  | 0   | 0   | 0  | 0   | 0  | 4   | 0  | 0 | .286 |
| Mar 26 | AUBURN             | *1b  | 4   | 1  | 1  | 2   | 1  | 0  | 0  | 1  | 0  | 0  | 0   | 0   | 0  | 0   | 0  | 5   | 0  | 0 | .283 |
| Mar 27 | AUBURN             | *1b  | 4   | 0  | 2  | 0   | 0  | 0  | 0  | 0  | 0  | 0  | 0   | 0   | 0  | 0   | 1  | 9   | 0  | 0 | .297 |
| Mar 29 | at Oklahoma State  | *1b  | 4   | 1  | 1  | 0   | 0  | 0  | 0  | 1  | 0  | 0  | 0   | 0   | 0  | 1   | 2  | 9   | 0  | 0 | .294 |
| Apr 01 | MISSOURI           | *1b  | 3   | 1  | 3  | 0   | 1  | 0  | 0  | 0  | 0  | 0  | 0   | 1   | 0  | 0   | 0  | 4   | 1  | 0 | .324 |
| Apr 02 | MISSOURI           | *1b  | 5   | 0  | 1  | 0   | 0  | 0  | 0  | 0  | 0  | 0  | 0   | 0   | 0  | 0   | 0  | 8   | 0  | 0 | .316 |
| Apr 03 | MISSOURI           | *1b  | 4   | 0  | 0  | 0   | 0  | 0  | 0  | 0  | 0  | 0  | 0   | 0   | 0  | 0   | 3  | 11  | 0  | 0 | .300 |
| Apr 06 | at Memphis         | *1b  | 5   | 2  | 3  | 1   | 0  | 0  | 0  | 0  | 1  | 0  | 0   | 0   | 0  | 1   | 0  | 8   | 0  | 0 | .318 |
| Apr 08 | at Ole Miss        | *1b  | 4   | 0  | 1  | 2   | 1  | 0  | 0  | 0  | 0  | 0  | 0   | 0   | 0  | 0   | 3  | 3   | 0  | 0 | .315 |
| Apr 09 | at Ole Miss        | *1b  | 5   | 1  | 2  | 1   | 0  | 0  | 0  | 0  | 0  | 0  | 0   | 0   | 0  | 0   | 1  | 8   | 0  | 0 | .319 |
| Apr 10 | at Ole Miss        | *1b  | 5   | 0  | 2  | 1   | 0  | 0  | 0  | 0  | 0  | 0  | 0   | 0   | 0  | 0   | 0  | 8   | 0  | 0 | .323 |
| Apr 12 | ULM                | *1b  | 3   | 0  | 0  | 1   | 0  | 0  | 0  | 0  | 0  | 0  | 0   | 0   | 1  | 0   | 2  | 5   | 1  | 0 | .314 |
| Apr 15 | FLORIDA            | *1b  | 4   | 0  | 1  | 1   | 0  | 0  | 0  | 0  | 0  | 0  | 0   | 0   | 0  | 0   | 0  | 15  | 0  | 0 | .311 |
| Apr 23 | at Kentucky-2      | *dh  | 1   | 1  | 0  | 0   | 0  | 0  | 0  | 1  | 0  | 0  | 0   | 1   | 0  | 0   | 1  | 0   | 0  | 0 | .308 |
| Totals |                    | 29gs | 107 | 14 | 33 | 22  | 5  | 1  | 0  | 12 | 2  | 0  | 0   | 2   | 3  | 3   | 23 | 221 | 13 | 2 | .308 |

On base pct. .369 • Slugging pct. .374

#44 Alex Gosser - 7 games (All games)

| Date   | Opponent           | Pos  | AB | R | H | RBI | 2B | 3B | HR | BB | SB | CS | HBP | SAC | SF | GDP | K | PO | A | E | Avg  |
|--------|--------------------|------|----|---|---|-----|----|----|----|----|----|----|-----|-----|----|-----|---|----|---|---|------|
| Feb 24 | MISS. VALLEY STATE | dh   | 1  | 1 | 0 | 0   | 0  | 0  | 0  | 1  | 0  | 0  | 0   | 0   | 0  | 0   | 1 | 0  | 0 | 0 | .000 |
| Mar 09 | GONZAGA            | *c   | 2  | 1 | 0 | 0   | 0  | 0  | 0  | 1  | 0  | 0  | 0   | 0   | 0  | 0   | 1 | 5  | 0 | 0 | .000 |
| Mar 11 | WESTERN ILLINOIS   | c    | 0  | 0 | 0 | 0   | 0  | 0  | 0  | 0  | 0  | 0  | 0   | 0   | 0  | 0   | 0 | 3  | 0 | 0 | .000 |
| Mar 15 | GRAMBLING STATE    | c    | 1  | 0 | 0 | 0   | 0  | 0  | 0  | 0  | 0  | 0  | 0   | 0   | 0  | 0   | 0 | 0  | 0 | 0 | .000 |
| Mar 20 | at South Carolina  | *c   | 2  | 0 | 0 | 1   | 0  | 0  | 0  | 0  | 0  | 0  | 0   | 0   | 1  | 0   | 0 | 5  | 0 | 0 | .000 |
| Mar 26 | AUBURN             | ph/c | 2  | 0 | 0 | 0   | 0  | 0  | 0  | 0  | 0  | 0  | 0   | 0   | 0  | 0   | 0 | 4  | 0 | 0 | .000 |
| Apr 14 | FLORIDA            | *dh  | 5  | 1 | 1 | 0   | 0  | 0  | 0  | 0  | 0  | 0  | 0   | 0   | 0  | 0   | 1 | 0  | 0 | 0 | .077 |
| Totals |                    | 3gs  | 13 | 3 | 1 | 1   | 0  | 0  | 0  | 2  | 0  | 0  | 0   | 0   | 1  | 0   | 3 | 17 | 0 | 0 | .077 |

On base pct. .188 • Slugging pct. .077

#13 Ty Harris - 7 appearances (All games)

| Date   | Opponent           | GS | IP  | H | R | ER | BB | SO | 2B | 3B | HR | WP | BK | HBP | IBB | Score | W-L | Sv | ERA  | NP |
|--------|--------------------|----|-----|---|---|----|----|----|----|----|----|----|----|-----|-----|-------|-----|----|------|----|
| Feb 24 | MISS. VALLEY STATE |    | 2.0 | 1 | 0 | 0  | 0  | 0  | 0  | 0  | 0  | 0  | 0  | 0   | 0   | 20-0  | 0-0 | 0  | 0.00 | 12 |
| Feb 27 | vs Houston         |    | 0.0 | 0 | 0 | 0  | 1  | 0  | 0  | 0  | 0  | 1  | 0  | 0   | 0   | 12-3  | 0-0 | 0  | 0.00 | 4  |
| Mar 09 | GONZAGA            |    | 0.1 | 0 | 0 | 0  | 0  | 0  | 0  | 0  | 0  | 0  | 0  | 0   | 0   | 10-15 | 0-0 | 0  | 0.00 | 3  |
| Mar 13 | WESTERN ILLINOIS   |    | 0.2 | 0 | 0 | 0  | 0  | 1  | 0  | 0  | 0  | 0  | 0  | 0   | 0   | 3-0   | 0-0 | 0  | 0.00 | 10 |
| Mar 15 | GRAMBLING STATE    |    | 0.2 | 0 | 0 | 0  | 0  | 1  | 0  | 0  | 0  | 0  | 0  | 0   | 0   | 14-4  | 0-0 | 0  | 0.00 | 6  |
| Mar 26 | AUBURN             |    | 1.0 | 5 | 5 | 5  | 2  | 0  | 0  | 0  | 1  | 0  | 0  | 1   | 0   | 14-7  | 0-0 | 0  | 9.64 | 42 |
| Apr 03 | MISSOURI           |    | 0.0 | 0 | 0 | 0  | 2  | 0  | 0  | 0  | 0  | 1  | 0  | 0   | 0   | 1-10  | 0-0 | 0  | 9.64 | 9  |
| Totals |                    | 0  | 4.2 | 6 | 5 | 5  | 5  | 2  | 0  | 0  | 1  | 2  | 0  | 1   | 0   | 74-39 | 0-0 | 0  | 9.64 | -  |

Arkansas Baseball  
Individual Game-by-Game for Arkansas (as of Apr 24, 2016)

#30 Hunter Hart - 4 games (All games)

| Date   | Opponent           | Pos | AB | R | H | RBI | 2B | 3B | HR | BB | SB | CS | HBP | SAC | SF | GDP | K | PO | A | E | Avg  |
|--------|--------------------|-----|----|---|---|-----|----|----|----|----|----|----|-----|-----|----|-----|---|----|---|---|------|
| Feb 21 | CENTRAL MICHIGAN   | p   | 0  | 0 | 0 | 0   | 0  | 0  | 0  | 0  | 0  | 0  | 0   | 0   | 0  | 0   | 0 | 1  | 0 | 0 | .000 |
| Feb 23 | MISS. VALLEY STATE | p   | 0  | 0 | 0 | 0   | 0  | 0  | 0  | 0  | 0  | 0  | 0   | 0   | 0  | 0   | 0 | 0  | 2 | 0 | .000 |
| Feb 28 | vs Texas Tech      | p   | 0  | 0 | 0 | 0   | 0  | 0  | 0  | 0  | 0  | 0  | 0   | 0   | 0  | 0   | 0 | 0  | 1 | 0 | .000 |
| Mar 05 | EASTERN ILLINOIS   | p   | 0  | 0 | 0 | 0   | 0  | 0  | 0  | 0  | 0  | 0  | 0   | 0   | 0  | 0   | 0 | 0  | 1 | 0 | .000 |
| Totals |                    | 0gs | 0  | 0 | 0 | 0   | 0  | 0  | 0  | 0  | 0  | 0  | 0   | 0   | 0  | 0   | 0 | 1  | 4 | 0 | .000 |

On base pct. .000 • Slugging pct. .000

#30 Hunter Hart - 9 appearances (All games)

| Date   | Opponent           | GS | IP   | H  | R  | ER | BB | SO | 2B | 3B | HR | WP | BK | HBP | IBB | Score  | W-L | Sv | ERA  | NP |
|--------|--------------------|----|------|----|----|----|----|----|----|----|----|----|----|-----|-----|--------|-----|----|------|----|
| Feb 21 | CENTRAL MICHIGAN   |    | 1.0  | 1  | 1  | 0  | 1  | 2  | 0  | 0  | 0  | 1  | 0  | 0   | 0   | 9-4    | 0-0 | 0  | 0.00 | 22 |
| Feb 23 | MISS. VALLEY STATE |    | 1.0  | 1  | 0  | 0  | 0  | 1  | 0  | 0  | 0  | 0  | 0  | 0   | 0   | 21-4   | 0-0 | 0  | 0.00 | 11 |
| Feb 28 | vs Texas Tech      |    | 1.2  | 0  | 0  | 0  | 1  | 0  | 0  | 0  | 0  | 0  | 0  | 1   | 0   | 10-6   | 0-0 | 0  | 0.00 | 17 |
| Mar 05 | EASTERN ILLINOIS   |    | 1.0  | 1  | 0  | 0  | 1  | 0  | 0  | 0  | 0  | 1  | 0  | 0   | 0   | 8-10   | 0-0 | 0  | 0.00 | 17 |
| Mar 09 | GONZAGA            |    | 0.0  | 1  | 3  | 2  | 1  | 0  | 0  | 0  | 0  | 3  | 0  | 0   | 0   | 10-15  | 0-0 | 0  | 3.86 | 17 |
| Mar 15 | GRAMBLING STATE    |    | 2.1  | 2  | 1  | 1  | 1  | 4  | 1  | 0  | 0  | 0  | 0  | 0   | 0   | 14-4   | 0-0 | 0  | 3.86 | 40 |
| Apr 06 | at Memphis         |    | 2.0  | 0  | 0  | 0  | 0  | 4  | 0  | 0  | 0  | 0  | 0  | 0   | 0   | 12-4   | 1-0 | 0  | 3.00 | 32 |
| Apr 09 | at Ole Miss        |    | 1.0  | 1  | 2  | 2  | 3  | 0  | 1  | 0  | 0  | 0  | 0  | 0   | 0   | 9-14   | 1-0 | 0  | 4.50 | 31 |
| Apr 14 | FLORIDA            |    | 2.2  | 4  | 4  | 3  | 3  | 3  | 1  | 0  | 0  | 1  | 0  | 1   | 0   | 8-12   | 1-0 | 0  | 5.68 | 85 |
| Totals |                    | 0  | 12.2 | 11 | 11 | 8  | 11 | 14 | 3  | 0  | 0  | 6  | 0  | 2   | 0   | 101-73 | 1-0 | 0  | 5.68 | -  |

#32 Zach Jackson - 4 games (All games)

| Date   | Opponent         | Pos | AB | R | H | RBI | 2B | 3B | HR | BB | SB | CS | HBP | SAC | SF | GDP | K | PO | A | E | Avg  |
|--------|------------------|-----|----|---|---|-----|----|----|----|----|----|----|-----|-----|----|-----|---|----|---|---|------|
| Feb 26 | vs Rice          | p   | 0  | 0 | 0 | 0   | 0  | 0  | 0  | 0  | 0  | 0  | 0   | 0   | 0  | 0   | 0 | 0  | 1 | 0 | .000 |
| Mar 05 | EASTERN ILLINOIS | p   | 0  | 0 | 0 | 0   | 0  | 0  | 0  | 0  | 0  | 0  | 0   | 0   | 0  | 0   | 0 | 0  | 1 | 1 | .000 |
| Apr 09 | at Ole Miss      | *p  | 0  | 0 | 0 | 0   | 0  | 0  | 0  | 0  | 0  | 0  | 0   | 0   | 0  | 0   | 0 | 0  | 1 | 0 | .000 |
| Apr 16 | FLORIDA          | *p  | 0  | 0 | 0 | 0   | 0  | 0  | 0  | 0  | 0  | 0  | 0   | 0   | 0  | 0   | 0 | 0  | 1 | 0 | .000 |
| Totals |                  | 2gs | 0  | 0 | 0 | 0   | 0  | 0  | 0  | 0  | 0  | 0  | 0   | 0   | 0  | 0   | 0 | 0  | 4 | 1 | .000 |

On base pct. .000 • Slugging pct. .000

#32 Zach Jackson - 14 appearances (All games)

| Date   | Opponent          | GS | IP   | H  | R  | ER | BB | SO | 2B | 3B | HR | WP | BK | HBP | IBB | Score | W-L | Sv | ERA  | NP  |
|--------|-------------------|----|------|----|----|----|----|----|----|----|----|----|----|-----|-----|-------|-----|----|------|-----|
| Feb 19 | CENTRAL MICHIGAN  |    | 1.0  | 1  | 0  | 0  | 1  | 1  | 0  | 0  | 0  | 0  | 0  | 0   | 0   | 6-1   | 0-0 | 0  | 0.00 | 13  |
| Feb 20 | CENTRAL MICHIGAN  |    | 1.2  | 1  | 1  | 1  | 1  | 4  | 1  | 0  | 0  | 0  | 0  | 2   | 0   | 4-3   | 0-0 | 1  | 3.38 | 37  |
| Feb 26 | vs Rice           |    | 3.0  | 1  | 0  | 0  | 0  | 4  | 0  | 0  | 0  | 1  | 0  | 0   | 0   | 5-2   | 0-0 | 2  | 1.59 | 40  |
| Mar 02 | LOUISIANA TECH    |    | 0.2  | 0  | 0  | 0  | 0  | 0  | 0  | 0  | 0  | 0  | 0  | 0   | 0   | 2-3   | 0-0 | 2  | 1.42 | 7   |
| Mar 04 | EASTERN ILLINOIS  |    | 0.2  | 0  | 0  | 0  | 1  | 2  | 0  | 0  | 0  | 0  | 0  | 0   | 0   | 5-2   | 0-0 | 3  | 1.29 | 13  |
| Mar 05 | EASTERN ILLINOIS  |    | 2.1  | 4  | 2  | 2  | 1  | 0  | 0  | 0  | 1  | 0  | 0  | 0   | 0   | 8-10  | 0-1 | 3  | 2.89 | 39  |
| Mar 11 | WESTERN ILLINOIS  |    | 3.0  | 2  | 1  | 0  | 3  | 5  | 0  | 0  | 0  | 0  | 0  | 0   | 0   | 3-2   | 1-1 | 3  | 2.19 | 59  |
| Mar 20 | at South Carolina |    | 2.2  | 3  | 4  | 4  | 5  | 2  | 1  | 0  | 1  | 0  | 0  | 0   | 0   | 6-8   | 1-2 | 3  | 4.20 | 74  |
| Mar 27 | AUBURN            |    | 2.1  | 3  | 0  | 0  | 1  | 2  | 0  | 0  | 0  | 0  | 0  | 0   | 0   | 3-1   | 2-2 | 3  | 3.63 | 40  |
| Apr 01 | MISSOURI          |    | 0.2  | 0  | 0  | 0  | 1  | 0  | 0  | 0  | 0  | 1  | 0  | 0   | 0   | 7-6   | 2-2 | 4  | 3.50 | 15  |
| Apr 03 | MISSOURI          |    | 4.0  | 4  | 4  | 2  | 4  | 7  | 1  | 0  | 0  | 0  | 0  | 1   | 1   | 1-10  | 2-2 | 4  | 3.68 | 87  |
| Apr 09 | at Ole Miss       | *  | 5.0  | 8  | 6  | 5  | 1  | 8  | 3  | 0  | 0  | 1  | 0  | 1   | 0   | 9-14  | 2-3 | 4  | 4.67 | 100 |
| Apr 16 | FLORIDA           | *  | 5.1  | 1  | 4  | 4  | 4  | 5  | 0  | 0  | 0  | 0  | 0  | 1   | 0   | 2-8   | 2-4 | 4  | 5.01 | 104 |
| Apr 23 | at Kentucky-1     | *  | 7.0  | 2  | 0  | 0  | 3  | 8  | 1  | 0  | 0  | 1  | 0  | 0   | 0   | 2-0   | 3-4 | 4  | 4.12 | 106 |
| Totals |                   | 3  | 39.1 | 30 | 22 | 18 | 26 | 48 | 7  | 0  | 2  | 4  | 0  | 4   | 1   | 63-70 | 3-4 | 4  | 4.12 | -   |

#16 Blaine Knight - 2 games (All games)

| Date   | Opponent         | Pos | AB | R | H | RBI | 2B | 3B | HR | BB | SB | CS | HBP | SAC | SF | GDP | K | PO | A | E | Avg  |
|--------|------------------|-----|----|---|---|-----|----|----|----|----|----|----|-----|-----|----|-----|---|----|---|---|------|
| Feb 20 | CENTRAL MICHIGAN | *p  | 0  | 0 | 0 | 0   | 0  | 0  | 0  | 0  | 0  | 0  | 0   | 0   | 0  | 0   | 0 | 2  | 1 | 0 | .000 |
| Apr 12 | ULM              | *p  | 0  | 0 | 0 | 0   | 0  | 0  | 0  | 0  | 0  | 0  | 0   | 0   | 0  | 0   | 0 | 0  | 0 | 1 | .000 |
| Totals |                  | 2gs | 0  | 0 | 0 | 0   | 0  | 0  | 0  | 0  | 0  | 0  | 0   | 0   | 0  | 0   | 0 | 2  | 1 | 1 | .000 |

On base pct. .000 • Slugging pct. .000

Arkansas Baseball  
Individual Game-by-Game for Arkansas (as of Apr 24, 2016)

#16 Blaine Knight - 12 appearances (All games)

| Date   | Opponent          | GS | IP  | H    | R  | ER | BB | SO | 2B | 3B | HR | WP | BK | HBP | IBB | Score | W-L | Sv | ERA  | NP |
|--------|-------------------|----|-----|------|----|----|----|----|----|----|----|----|----|-----|-----|-------|-----|----|------|----|
| Feb 20 | CENTRAL MICHIGAN  | *  | 5.0 | 4    | 2  | 2  | 0  | 3  | 1  | 0  | 0  | 0  | 0  | 0   | 0   | 4-3   | 1-0 | 0  | 3.60 | 74 |
| Feb 27 | vs Houston        | *  | 2.0 | 4    | 1  | 1  | 1  | 3  | 1  | 0  | 0  | 0  | 0  | 0   | 0   | 12-3  | 1-0 | 0  | 3.86 | 39 |
| Mar 05 | EASTERN ILLINOIS  | *  | 3.1 | 7    | 5  | 5  | 1  | 4  | 0  | 0  | 0  | 0  | 0  | 0   | 0   | 8-10  | 1-0 | 0  | 6.97 | 54 |
| Mar 12 | WESTERN ILLINOIS  |    | 4.1 | 3    | 0  | 0  | 2  | 5  | 0  | 0  | 0  | 0  | 0  | 0   | 0   | 9-3   | 2-0 | 0  | 4.91 | 70 |
| Mar 16 | GRAMBLING STATE   |    | 2.0 | 3    | 0  | 0  | 0  | 0  | 0  | 0  | 0  | 0  | 1  | 0   | 0   | 3-2   | 2-0 | 0  | 4.32 | 36 |
| Mar 29 | at Oklahoma State | *  | 2.0 | 4    | 3  | 3  | 1  | 1  | 2  | 0  | 1  | 0  | 0  | 0   | 0   | 4-5   | 2-0 | 0  | 5.30 | 54 |
| Apr 02 | MISSOURI          |    | 3.1 | 4    | 1  | 1  | 1  | 2  | 1  | 0  | 0  | 0  | 0  | 0   | 0   | 5-8   | 2-0 | 0  | 4.91 | 59 |
| Apr 08 | at Ole Miss       |    | 4.0 | 3    | 0  | 0  | 1  | 6  | 1  | 0  | 0  | 0  | 0  | 0   | 0   | 3-7   | 2-0 | 0  | 4.15 | 61 |
| Apr 12 | ULM               | *  | 3.0 | 1    | 0  | 0  | 1  | 3  | 0  | 0  | 0  | 0  | 0  | 0   | 0   | 3-1   | 2-0 | 0  | 3.72 | 39 |
| Apr 16 | FLORIDA           |    | 1.0 | 2    | 1  | 0  | 1  | 1  | 0  | 0  | 0  | 0  | 0  | 0   | 0   | 2-8   | 2-0 | 0  | 3.60 | 26 |
| Apr 19 | CREIGHTON         |    | 1.0 | 1    | 0  | 0  | 0  | 2  | 0  | 0  | 0  | 0  | 0  | 0   | 0   | 6-2   | 2-0 | 0  | 3.48 | 15 |
| Apr 23 | at Kentucky-2     |    | 2.1 | 3    | 0  | 0  | 1  | 2  | 0  | 0  | 0  | 0  | 0  | 0   | 0   | 4-5   | 2-0 | 0  | 3.24 | 47 |
| Totals |                   |    | 5   | 33.1 | 39 | 13 | 12 | 10 | 32 | 6  | 0  | 1  | 0  | 1   | 0   | 63-57 | 2-0 | 0  | 3.24 | -  |

#33 Grant Koch - 19 games (All games)

| Date   | Opponent           | Pos  | AB   | R  | H | RBI | 2B | 3B | HR | BB | SB | CS | HBP | SAC | SF | GDP | K | PO | A  | E | Avg  |
|--------|--------------------|------|------|----|---|-----|----|----|----|----|----|----|-----|-----|----|-----|---|----|----|---|------|
| Feb 20 | CENTRAL MICHIGAN   | *c   | 2    | 0  | 0 | 0   | 0  | 0  | 0  | 0  | 0  | 0  | 0   | 0   | 0  | 0   | 2 | 3  | 0  | 0 | .000 |
| Feb 23 | MISS. VALLEY STATE | *c   | 4    | 2  | 3 | 4   | 1  | 1  | 0  | 1  | 0  | 0  | 0   | 0   | 0  | 0   | 0 | 9  | 2  | 0 | .500 |
| Feb 27 | vs Houston         | *c   | 0    | 0  | 0 | 0   | 0  | 0  | 0  | 0  | 0  | 0  | 0   | 0   | 0  | 0   | 0 | 2  | 0  | 0 | .500 |
| Mar 04 | EASTERN ILLINOIS   | *c   | 3    | 1  | 2 | 1   | 0  | 0  | 1  | 0  | 0  | 0  | 0   | 0   | 0  | 0   | 0 | 8  | 2  | 0 | .556 |
| Mar 05 | EASTERN ILLINOIS   | *c   | 1    | 0  | 0 | 0   | 0  | 0  | 0  | 0  | 0  | 0  | 0   | 0   | 0  | 1   | 0 | 0  | 0  | 0 | .500 |
| Mar 11 | WESTERN ILLINOIS   | *dh  | 2    | 1  | 0 | 0   | 0  | 0  | 0  | 1  | 0  | 0  | 0   | 0   | 0  | 0   | 1 | 0  | 0  | 0 | .417 |
| Mar 16 | GRAMBLING STATE    | *c   | 1    | 0  | 0 | 0   | 0  | 0  | 0  | 0  | 0  | 0  | 1   | 0   | 0  | 0   | 0 | 1  | 3  | 1 | .385 |
| Mar 26 | AUBURN             | ph   | 1    | 0  | 0 | 0   | 0  | 0  | 0  | 0  | 0  | 0  | 0   | 0   | 0  | 0   | 0 | 0  | 0  | 0 | .357 |
| Apr 06 | at Memphis         | *c   | 4    | 2  | 3 | 1   | 1  | 0  | 0  | 1  | 0  | 0  | 0   | 0   | 0  | 0   | 0 | 11 | 1  | 1 | .444 |
| Apr 09 | at Ole Miss        | *dh  | 4    | 0  | 2 | 2   | 0  | 0  | 0  | 1  | 0  | 0  | 0   | 0   | 0  | 0   | 2 | 0  | 0  | 0 | .455 |
| Apr 10 | at Ole Miss        | *dh  | 4    | 0  | 0 | 0   | 0  | 0  | 0  | 0  | 0  | 0  | 0   | 0   | 0  | 1   | 1 | 0  | 0  | 0 | .385 |
| Apr 12 | ULM                | *c   | 1    | 0  | 0 | 0   | 0  | 0  | 0  | 1  | 0  | 0  | 1   | 0   | 0  | 0   | 1 | 7  | 1  | 0 | .370 |
| Apr 14 | FLORIDA            | ph/c | 3    | 2  | 1 | 3   | 0  | 0  | 1  | 1  | 0  | 0  | 0   | 0   | 0  | 0   | 0 | 5  | 0  | 0 | .367 |
| Apr 15 | FLORIDA            | *dh  | 4    | 0  | 1 | 0   | 0  | 0  | 0  | 0  | 0  | 0  | 0   | 0   | 0  | 0   | 0 | 1  | 0  | 0 | .353 |
| Apr 16 | FLORIDA            | ph/c | 2    | 0  | 0 | 0   | 0  | 0  | 0  | 0  | 0  | 0  | 0   | 0   | 0  | 0   | 0 | 3  | 0  | 0 | .333 |
| Apr 19 | CREIGHTON          | *c   | 3    | 1  | 1 | 0   | 0  | 0  | 0  | 1  | 0  | 0  | 0   | 0   | 0  | 0   | 0 | 7  | 3  | 0 | .333 |
| Apr 22 | at Kentucky        | *dh  | 3    | 0  | 0 | 0   | 0  | 0  | 0  | 1  | 0  | 0  | 0   | 0   | 0  | 0   | 0 | 0  | 0  | 0 | .310 |
| Apr 23 | at Kentucky-1      | *dh  | 3    | 0  | 0 | 0   | 0  | 0  | 0  | 0  | 0  | 0  | 0   | 0   | 0  | 0   | 0 | 0  | 0  | 0 | .289 |
| Apr 23 | at Kentucky-2      | ph   | 1    | 0  | 0 | 0   | 0  | 0  | 0  | 0  | 0  | 0  | 0   | 0   | 0  | 0   | 0 | 0  | 0  | 0 | .283 |
| Totals |                    |      | 13gs | 46 | 9 | 13  | 11 | 2  | 1  | 2  | 9  | 0  | 2   | 0   | 0  | 2   | 9 | 58 | 10 | 1 | .283 |

On base pct. .421 • Slugging pct. .500

#46 Barrett Loseke - 3 games (All games)

| Date   | Opponent          | Pos | AB  | R | H | RBI | 2B | 3B | HR | BB | SB | CS | HBP | SAC | SF | GDP | K | PO | A | E | Avg  |
|--------|-------------------|-----|-----|---|---|-----|----|----|----|----|----|----|-----|-----|----|-----|---|----|---|---|------|
| Mar 09 | GONZAGA           | p   | 0   | 0 | 0 | 0   | 0  | 0  | 0  | 0  | 0  | 0  | 0   | 0   | 0  | 0   | 0 | 1  | 0 | 0 | .000 |
| Mar 19 | at South Carolina | *p  | 0   | 0 | 0 | 0   | 0  | 0  | 0  | 0  | 0  | 0  | 0   | 0   | 0  | 0   | 0 | 1  | 0 | 0 | .000 |
| Mar 27 | AUBURN            | *p  | 0   | 0 | 0 | 0   | 0  | 0  | 0  | 0  | 0  | 0  | 0   | 0   | 0  | 0   | 0 | 0  | 1 | 0 | .000 |
| Totals |                   |     | 2gs | 0 | 0 | 0   | 0  | 0  | 0  | 0  | 0  | 0  | 0   | 0   | 0  | 0   | 0 | 2  | 1 | 0 | .000 |

On base pct. .000 • Slugging pct. .000

#46 Barrett Loseke - 11 appearances (All games)

| Date   | Opponent           | GS | IP  | H    | R  | ER | BB | SO | 2B | 3B | HR | WP | BK | HBP | IBB | Score | W-L | Sv | ERA  | NP |
|--------|--------------------|----|-----|------|----|----|----|----|----|----|----|----|----|-----|-----|-------|-----|----|------|----|
| Feb 20 | CENTRAL MICHIGAN   |    | 0.1 | 1    | 0  | 0  | 0  | 0  | 1  | 0  | 0  | 0  | 0  | 0   | 0   | 4-3   | 0-0 | 0  | 0.00 | 6  |
| Feb 23 | MISS. VALLEY STATE |    | 2.0 | 1    | 0  | 0  | 0  | 3  | 0  | 0  | 0  | 1  | 0  | 0   | 0   | 21-4  | 0-0 | 0  | 0.00 | 24 |
| Feb 28 | vs Texas Tech      |    | 1.1 | 2    | 0  | 0  | 3  | 3  | 0  | 0  | 0  | 1  | 0  | 0   | 0   | 10-6  | 0-0 | 0  | 0.00 | 46 |
| Mar 09 | GONZAGA            |    | 3.0 | 1    | 0  | 0  | 1  | 1  | 0  | 0  | 0  | 0  | 0  | 0   | 0   | 10-15 | 0-0 | 0  | 0.00 | 45 |
| Mar 13 | WESTERN ILLINOIS   | *  | 4.0 | 1    | 0  | 0  | 1  | 4  | 0  | 0  | 0  | 0  | 0  | 1   | 0   | 3-0   | 1-0 | 0  | 0.00 | 48 |
| Mar 19 | at South Carolina  | *  | 4.0 | 3    | 2  | 2  | 3  | 3  | 0  | 0  | 0  | 0  | 0  | 0   | 0   | 2-6   | 1-0 | 0  | 1.23 | 70 |
| Mar 27 | AUBURN             | *  | 2.2 | 4    | 1  | 1  | 1  | 2  | 0  | 0  | 1  | 1  | 0  | 0   | 0   | 3-1   | 1-0 | 0  | 1.56 | 48 |
| Apr 03 | MISSOURI           | *  | 3.1 | 2    | 3  | 3  | 1  | 4  | 0  | 1  | 0  | 1  | 0  | 0   | 0   | 1-10  | 1-1 | 0  | 2.61 | 45 |
| Apr 10 | at Ole Miss        | *  | 1.0 | 2    | 3  | 3  | 2  | 3  | 1  | 0  | 0  | 0  | 0  | 0   | 0   | 7-8   | 1-2 | 0  | 3.74 | 32 |
| Apr 12 | ULM                |    | 1.0 | 1    | 0  | 0  | 0  | 1  | 0  | 0  | 0  | 0  | 0  | 0   | 0   | 3-1   | 1-2 | 0  | 3.57 | 13 |
| Apr 16 | FLORIDA            |    | 0.2 | 0    | 0  | 0  | 3  | 2  | 0  | 0  | 0  | 2  | 0  | 0   | 0   | 2-8   | 1-2 | 0  | 3.47 | 28 |
| Totals |                    |    | 5   | 23.1 | 18 | 9  | 9  | 15 | 2  | 1  | 1  | 6  | 0  | 1   | 0   | 66-62 | 1-2 | 0  | 3.47 | -  |

Arkansas Baseball  
Individual Game-by-Game for Arkansas (as of Apr 24, 2016)

#11 Keaton McKinney - 6 games (All games)

| Date   | Opponent          | Pos | AB | R | H | RBI | 2B | 3B | HR | BB | SB | CS | HBP | SAC | SF | GDP | K | PO | A | E | Avg |      |
|--------|-------------------|-----|----|---|---|-----|----|----|----|----|----|----|-----|-----|----|-----|---|----|---|---|-----|------|
| Feb 21 | CENTRAL MICHIGAN  | *p  | 0  | 0 | 0 | 0   | 0  | 0  | 0  | 0  | 0  | 0  | 0   | 0   | 0  | 0   | 0 | 0  | 0 | 1 | 1   | .000 |
| Mar 06 | EASTERN ILLINOIS  | *p  | 0  | 0 | 0 | 0   | 0  | 0  | 0  | 0  | 0  | 0  | 0   | 0   | 0  | 0   | 0 | 1  | 2 | 1 | 1   | .000 |
| Mar 12 | WESTERN ILLINOIS  | *p  | 0  | 0 | 0 | 0   | 0  | 0  | 0  | 0  | 0  | 0  | 0   | 0   | 0  | 0   | 0 | 0  | 1 | 0 | 1   | .000 |
| Mar 20 | at South Carolina | *p  | 0  | 0 | 0 | 0   | 0  | 0  | 0  | 0  | 0  | 0  | 0   | 0   | 0  | 0   | 0 | 0  | 0 | 0 | 1   | .000 |
| Apr 15 | FLORIDA           | *p  | 0  | 0 | 0 | 0   | 0  | 0  | 0  | 0  | 0  | 0  | 0   | 0   | 0  | 0   | 0 | 0  | 1 | 0 | 0   | .000 |
| Apr 23 | at Kentucky-2     | *p  | 0  | 0 | 0 | 0   | 0  | 0  | 0  | 0  | 0  | 0  | 0   | 0   | 0  | 0   | 0 | 0  | 1 | 0 | 1   | .000 |
| Totals |                   | 6gs | 0  | 0 | 0 | 0   | 0  | 0  | 0  | 0  | 0  | 0  | 0   | 0   | 0  | 0   | 0 | 1  | 5 | 3 |     | .000 |

On base pct. .000 • Slugging pct. .000

#11 Keaton McKinney - 10 appearances (All games)

| Date   | Opponent          | GS | IP   | H  | R  | ER | BB | SO | 2B | 3B | HR | WP | BK | HBP | IBB | Score | W-L | Sv | ERA   | NP  |
|--------|-------------------|----|------|----|----|----|----|----|----|----|----|----|----|-----|-----|-------|-----|----|-------|-----|
| Feb 21 | CENTRAL MICHIGAN  | *  | 4.0  | 4  | 3  | 2  | 2  | 1  | 0  | 0  | 0  | 0  | 0  | 1   | 0   | 9-4   | 0-0 | 0  | 4.50  | 58  |
| Feb 28 | vs Texas Tech     | *  | 0.2  | 3  | 5  | 5  | 2  | 1  | 2  | 0  | 0  | 0  | 0  | 1   | 0   | 10-6  | 0-0 | 0  | 13.50 | 37  |
| Mar 06 | EASTERN ILLINOIS  | *  | 7.0  | 4  | 2  | 1  | 1  | 1  | 1  | 0  | 0  | 0  | 0  | 0   | 0   | 3-2   | 0-0 | 0  | 6.17  | 95  |
| Mar 12 | WESTERN ILLINOIS  | *  | 3.2  | 5  | 3  | 3  | 4  | 1  | 0  | 0  | 1  | 0  | 0  | 1   | 0   | 9-3   | 0-0 | 0  | 6.46  | 65  |
| Mar 20 | at South Carolina | *  | 4.2  | 7  | 4  | 3  | 0  | 4  | 1  | 1  | 0  | 0  | 0  | 1   | 0   | 6-8   | 0-0 | 0  | 6.30  | 82  |
| Mar 26 | AUBURN            | *  | 6.0  | 3  | 0  | 0  | 5  | 3  | 0  | 0  | 0  | 0  | 0  | 0   | 0   | 14-7  | 1-0 | 0  | 4.85  | 101 |
| Apr 02 | MISSOURI          | *  | 3.2  | 6  | 6  | 6  | 4  | 2  | 3  | 0  | 1  | 1  | 0  | 1   | 0   | 5-8   | 1-1 | 0  | 6.07  | 92  |
| Apr 10 | at Ole Miss       | *  | 2.0  | 4  | 2  | 2  | 0  | 1  | 1  | 0  | 0  | 1  | 0  | 0   | 0   | 7-8   | 1-1 | 0  | 6.25  | 40  |
| Apr 15 | FLORIDA           | *  | 4.0  | 5  | 3  | 3  | 4  | 5  | 1  | 0  | 0  | 1  | 0  | 1   | 0   | 2-9   | 1-2 | 0  | 6.31  | 90  |
| Apr 23 | at Kentucky-2     | *  | 3.1  | 4  | 3  | 3  | 3  | 2  | 1  | 0  | 1  | 1  | 0  | 0   | 0   | 4-5   | 1-2 | 0  | 6.46  | 65  |
| Totals |                   | 9  | 39.0 | 45 | 31 | 28 | 25 | 21 | 10 | 1  | 3  | 4  | 0  | 6   | 0   | 69-60 | 1-2 | 0  | 6.46  | -   |

#21 Kacey Murphy - 2 games (All games)

| Date   | Opponent         | Pos | AB | R | H | RBI | 2B | 3B | HR | BB | SB | CS | HBP | SAC | SF | GDP | K | PO | A | E | Avg |      |
|--------|------------------|-----|----|---|---|-----|----|----|----|----|----|----|-----|-----|----|-----|---|----|---|---|-----|------|
| Feb 21 | CENTRAL MICHIGAN | p   | 0  | 0 | 0 | 0   | 0  | 0  | 0  | 0  | 0  | 0  | 0   | 0   | 0  | 0   | 0 | 1  | 1 | 0 | 0   | .000 |
| Apr 19 | CREIGHTON        | p   | 0  | 0 | 0 | 0   | 0  | 0  | 0  | 0  | 0  | 0  | 0   | 0   | 0  | 0   | 0 | 1  | 0 | 0 | 0   | .000 |
| Totals |                  | 0gs | 0  | 0 | 0 | 0   | 0  | 0  | 0  | 0  | 0  | 0  | 0   | 0   | 0  | 0   | 0 | 2  | 1 | 0 | 0   | .000 |

On base pct. .000 • Slugging pct. .000

#21 Kacey Murphy - 10 appearances (All games)

| Date   | Opponent           | GS | IP  | H  | R | ER | BB | SO | 2B | 3B | HR | WP | BK | HBP | IBB | Score | W-L | Sv | ERA  | NP |
|--------|--------------------|----|-----|----|---|----|----|----|----|----|----|----|----|-----|-----|-------|-----|----|------|----|
| Feb 19 | CENTRAL MICHIGAN   |    | 0.1 | 0  | 0 | 0  | 1  | 1  | 0  | 0  | 0  | 0  | 0  | 0   | 0   | 6-1   | 0-0 | 0  | 0.00 | 9  |
| Feb 21 | CENTRAL MICHIGAN   |    | 0.2 | 0  | 0 | 0  | 1  | 0  | 0  | 0  | 0  | 0  | 0  | 0   | 0   | 9-4   | 0-0 | 0  | 0.00 | 12 |
| Feb 23 | MISS. VALLEY STATE |    | 1.0 | 1  | 1 | 1  | 1  | 1  | 1  | 0  | 0  | 0  | 0  | 0   | 0   | 21-4  | 0-0 | 0  | 4.50 | 20 |
| Mar 04 | EASTERN ILLINOIS   |    | 1.0 | 1  | 0 | 0  | 0  | 0  | 0  | 0  | 0  | 0  | 0  | 0   | 0   | 5-2   | 0-0 | 0  | 3.00 | 17 |
| Mar 09 | GONZAGA            |    | 0.1 | 0  | 1 | 1  | 0  | 0  | 0  | 0  | 0  | 0  | 0  | 1   | 0   | 10-15 | 0-0 | 0  | 5.40 | 7  |
| Mar 13 | WESTERN ILLINOIS   |    | 1.2 | 0  | 0 | 0  | 0  | 2  | 0  | 0  | 0  | 0  | 0  | 0   | 0   | 3-0   | 0-0 | 0  | 3.60 | 21 |
| Mar 18 | at South Carolina  |    | 0.2 | 3  | 1 | 1  | 1  | 0  | 0  | 0  | 0  | 0  | 0  | 0   | 0   | 6-10  | 0-0 | 0  | 4.76 | 17 |
| Mar 26 | AUBURN             |    | 2.0 | 4  | 2 | 2  | 0  | 3  | 1  | 0  | 0  | 0  | 0  | 0   | 0   | 14-7  | 0-0 | 0  | 5.87 | 35 |
| Apr 03 | MISSOURI           |    | 0.0 | 2  | 2 | 2  | 1  | 0  | 1  | 0  | 0  | 0  | 0  | 0   | 0   | 1-10  | 0-0 | 0  | 8.22 | 13 |
| Apr 19 | CREIGHTON          |    | 0.2 | 1  | 0 | 0  | 0  | 1  | 1  | 0  | 0  | 0  | 0  | 0   | 0   | 6-2   | 0-0 | 0  | 7.56 | 15 |
| Totals |                    | 0  | 8.1 | 12 | 7 | 7  | 5  | 8  | 4  | 0  | 0  | 0  | 0  | 1   | 0   | 81-55 | 0-0 | 0  | 7.56 | -  |

Arkansas Baseball  
Individual Game-by-Game for Arkansas (as of Apr 24, 2016)

#1 Rick Nomura - 39 games (All games)

| Date   | Opponent           | Pos   | AB  | R  | H  | RBI | 2B | 3B | HR | BB | SB | CS | HBP | SAC | SF | GDP | K  | PO | A   | E | Avg  |
|--------|--------------------|-------|-----|----|----|-----|----|----|----|----|----|----|-----|-----|----|-----|----|----|-----|---|------|
| Feb 19 | CENTRAL MICHIGAN   | *2b   | 2   | 1  | 0  | 0   | 0  | 0  | 0  | 1  | 0  | 0  | 1   | 0   | 0  | 0   | 0  | 2  | 2   | 0 | .000 |
| Feb 20 | CENTRAL MICHIGAN   | *2b   | 3   | 0  | 1  | 0   | 0  | 0  | 0  | 0  | 0  | 0  | 0   | 1   | 0  | 1   | 0  | 2  | 6   | 0 | .200 |
| Feb 21 | CENTRAL MICHIGAN   | *2b   | 1   | 2  | 1  | 1   | 0  | 0  | 0  | 2  | 0  | 0  | 0   | 0   | 1  | 0   | 0  | 1  | 5   | 0 | .333 |
| Feb 23 | MISS. VALLEY STATE | *2b   | 3   | 3  | 1  | 2   | 0  | 1  | 0  | 2  | 0  | 0  | 0   | 0   | 1  | 0   | 0  | 2  | 5   | 0 | .333 |
| Feb 26 | vs Rice            | *2b   | 4   | 0  | 0  | 0   | 0  | 0  | 0  | 0  | 0  | 0  | 0   | 0   | 0  | 0   | 1  | 5  | 4   | 0 | .231 |
| Feb 27 | vs Houston         | *2b   | 3   | 2  | 1  | 0   | 0  | 0  | 0  | 2  | 0  | 0  | 0   | 0   | 0  | 0   | 1  | 2  | 4   | 0 | .250 |
| Feb 28 | vs Texas Tech      | *2b   | 5   | 1  | 1  | 1   | 0  | 0  | 0  | 0  | 0  | 0  | 0   | 0   | 0  | 0   | 1  | 2  | 3   | 0 | .238 |
| Mar 02 | LOUISIANA TECH     | *2b   | 4   | 0  | 1  | 0   | 0  | 0  | 0  | 0  | 0  | 0  | 0   | 0   | 0  | 0   | 0  | 2  | 3   | 0 | .240 |
| Mar 04 | EASTERN ILLINOIS   | *2b   | 4   | 0  | 0  | 0   | 0  | 0  | 0  | 0  | 0  | 0  | 0   | 0   | 0  | 0   | 0  | 0  | 1   | 0 | .207 |
| Mar 05 | EASTERN ILLINOIS   | *2b   | 2   | 0  | 0  | 0   | 0  | 0  | 0  | 2  | 0  | 0  | 0   | 0   | 0  | 0   | 0  | 3  | 2   | 1 | .194 |
| Mar 06 | EASTERN ILLINOIS   | *2b   | 3   | 0  | 1  | 0   | 1  | 0  | 0  | 0  | 0  | 1  | 0   | 1   | 0  | 0   | 0  | 3  | 6   | 0 | .206 |
| Mar 09 | GONZAGA            | *2b   | 4   | 1  | 2  | 5   | 0  | 0  | 1  | 1  | 0  | 1  | 0   | 0   | 0  | 0   | 0  | 4  | 2   | 0 | .237 |
| Mar 11 | WESTERN ILLINOIS   | *2b   | 3   | 0  | 0  | 0   | 0  | 0  | 0  | 1  | 1  | 0  | 0   | 0   | 0  | 0   | 0  | 2  | 4   | 0 | .220 |
| Mar 12 | WESTERN ILLINOIS   | *2b   | 5   | 3  | 4  | 2   | 1  | 0  | 1  | 0  | 1  | 0  | 0   | 0   | 0  | 0   | 0  | 5  | 4   | 0 | .283 |
| Mar 13 | WESTERN ILLINOIS   | *2b   | 3   | 0  | 1  | 0   | 0  | 0  | 0  | 1  | 0  | 0  | 0   | 0   | 0  | 0   | 0  | 1  | 4   | 0 | .286 |
| Mar 15 | GRAMBLING STATE    | *2b   | 4   | 4  | 3  | 2   | 1  | 0  | 1  | 1  | 0  | 0  | 0   | 0   | 0  | 0   | 0  | 4  | 2   | 0 | .321 |
| Mar 16 | GRAMBLING STATE    | *2b   | 3   | 1  | 0  | 0   | 0  | 0  | 0  | 1  | 1  | 0  | 0   | 0   | 0  | 0   | 1  | 2  | 0   | 0 | .304 |
| Mar 18 | at South Carolina  | *2b   | 4   | 1  | 1  | 0   | 1  | 0  | 0  | 0  | 0  | 0  | 0   | 0   | 0  | 0   | 1  | 0  | 3   | 0 | .300 |
| Mar 19 | at South Carolina  | *2b   | 4   | 0  | 1  | 0   | 0  | 0  | 0  | 0  | 0  | 0  | 0   | 0   | 0  | 0   | 1  | 0  | 2   | 0 | .297 |
| Mar 20 | at South Carolina  | *2b   | 4   | 1  | 1  | 0   | 1  | 0  | 0  | 0  | 0  | 0  | 0   | 0   | 0  | 0   | 1  | 0  | 4   | 0 | .294 |
| Mar 25 | AUBURN             | *2b   | 4   | 0  | 2  | 1   | 1  | 0  | 0  | 0  | 0  | 0  | 0   | 0   | 0  | 0   | 0  | 8  | 4   | 0 | .306 |
| Mar 26 | AUBURN             | *2b   | 4   | 2  | 1  | 2   | 0  | 0  | 0  | 1  | 0  | 0  | 0   | 0   | 0  | 1   | 0  | 4  | 3   | 0 | .303 |
| Mar 27 | AUBURN             | *2b   | 4   | 2  | 2  | 0   | 0  | 0  | 0  | 0  | 0  | 0  | 0   | 0   | 0  | 0   | 0  | 2  | 6   | 0 | .312 |
| Mar 29 | at Oklahoma State  | *2b   | 5   | 1  | 0  | 0   | 0  | 0  | 0  | 0  | 0  | 0  | 0   | 0   | 0  | 0   | 0  | 4  | 4   | 0 | .294 |
| Apr 01 | MISSOURI           | *2b   | 4   | 1  | 2  | 1   | 0  | 0  | 0  | 0  | 0  | 0  | 0   | 0   | 0  | 0   | 0  | 4  | 4   | 1 | .303 |
| Apr 02 | MISSOURI           | *2b   | 3   | 1  | 0  | 0   | 0  | 0  | 0  | 1  | 0  | 0  | 0   | 0   | 0  | 0   | 0  | 2  | 3   | 0 | .293 |
| Apr 03 | MISSOURI           | *2b   | 4   | 0  | 0  | 0   | 0  | 0  | 0  | 0  | 0  | 0  | 0   | 0   | 0  | 0   | 2  | 1  | 2   | 0 | .281 |
| Apr 06 | at Memphis         | *2b   | 5   | 1  | 2  | 1   | 1  | 0  | 0  | 0  | 0  | 0  | 0   | 0   | 0  | 1   | 0  | 4  | 1   | 0 | .287 |
| Apr 08 | at Ole Miss        | *2b   | 4   | 0  | 0  | 0   | 0  | 0  | 0  | 0  | 0  | 0  | 0   | 0   | 0  | 0   | 1  | 2  | 0   | 0 | .276 |
| Apr 09 | at Ole Miss        | *2b   | 3   | 0  | 1  | 2   | 1  | 0  | 0  | 1  | 0  | 0  | 0   | 0   | 1  | 0   | 1  | 0  | 4   | 0 | .278 |
| Apr 10 | at Ole Miss        | *2b   | 3   | 0  | 0  | 0   | 0  | 0  | 0  | 1  | 0  | 0  | 1   | 0   | 0  | 0   | 2  | 1  | 1   | 0 | .270 |
| Apr 12 | ULM                | ph/2b | 0   | 0  | 0  | 0   | 0  | 0  | 0  | 0  | 0  | 0  | 0   | 0   | 0  | 0   | 0  | 0  | 0   | 0 | .270 |
| Apr 14 | FLORIDA            | *2b   | 3   | 2  | 2  | 0   | 1  | 0  | 0  | 1  | 0  | 0  | 0   | 0   | 0  | 0   | 0  | 0  | 3   | 0 | .281 |
| Apr 15 | FLORIDA            | *2b   | 4   | 0  | 0  | 0   | 0  | 0  | 0  | 0  | 0  | 0  | 0   | 0   | 0  | 0   | 0  | 3  | 4   | 0 | .271 |
| Apr 16 | FLORIDA            | *2b   | 4   | 0  | 1  | 0   | 0  | 0  | 0  | 0  | 0  | 0  | 0   | 0   | 0  | 0   | 0  | 4  | 0   | 0 | .270 |
| Apr 19 | CREIGHTON          | *2b   | 4   | 0  | 0  | 1   | 0  | 0  | 0  | 0  | 0  | 0  | 0   | 0   | 0  | 0   | 0  | 4  | 5   | 0 | .262 |
| Apr 22 | at Kentucky        | *2b   | 4   | 0  | 1  | 0   | 0  | 0  | 0  | 0  | 0  | 0  | 0   | 0   | 0  | 0   | 1  | 1  | 4   | 0 | .262 |
| Apr 23 | at Kentucky-1      | *2b   | 2   | 0  | 1  | 0   | 0  | 0  | 0  | 1  | 0  | 0  | 0   | 0   | 0  | 0   | 0  | 2  | 2   | 0 | .265 |
| Apr 23 | at Kentucky-2      | *2b   | 3   | 0  | 1  | 0   | 1  | 0  | 0  | 0  | 0  | 0  | 0   | 0   | 0  | 0   | 0  | 1  | 2   | 0 | .267 |
| Totals |                    | 37gs  | 135 | 30 | 36 | 21  | 10 | 1  | 3  | 20 | 3  | 2  | 2   | 2   | 3  | 3   | 14 | 89 | 118 | 2 | .267 |

On base pct. .363 • Slugging pct. .422

Arkansas Baseball  
Individual Game-by-Game for Arkansas (as of Apr 24, 2016)

#27 Tucker Pennell - 36 games (All games)

| Date   | Opponent           | Pos  | AB  | R  | H  | RBI | 2B | 3B | HR | BB | SB | CS | HBP | SAC | SF | GDP | K  | PO  | A  | E | Avg  |
|--------|--------------------|------|-----|----|----|-----|----|----|----|----|----|----|-----|-----|----|-----|----|-----|----|---|------|
| Feb 19 | CENTRAL MICHIGAN   | *c   | 4   | 0  | 0  | 0   | 0  | 0  | 0  | 0  | 0  | 0  | 0   | 0   | 0  | 0   | 0  | 7   | 1  | 0 | .000 |
| Feb 20 | CENTRAL MICHIGAN   | c    | 1   | 0  | 0  | 0   | 0  | 0  | 0  | 0  | 0  | 0  | 0   | 0   | 0  | 1   | 0  | 5   | 0  | 0 | .000 |
| Feb 21 | CENTRAL MICHIGAN   | *c   | 2   | 1  | 1  | 1   | 0  | 0  | 0  | 1  | 0  | 0  | 0   | 0   | 0  | 0   | 0  | 6   | 1  | 0 | .143 |
| Feb 24 | MISS. VALLEY STATE | *c   | 6   | 1  | 2  | 2   | 1  | 0  | 0  | 0  | 0  | 0  | 0   | 0   | 0  | 0   | 0  | 10  | 3  | 0 | .231 |
| Feb 26 | vs Rice            | *c   | 3   | 0  | 0  | 0   | 0  | 0  | 0  | 0  | 0  | 0  | 1   | 0   | 0  | 0   | 0  | 10  | 1  | 0 | .188 |
| Feb 27 | vs Houston         | *c   | 4   | 1  | 1  | 0   | 1  | 0  | 0  | 0  | 0  | 0  | 0   | 0   | 0  | 0   | 2  | 11  | 1  | 0 | .200 |
| Feb 28 | vs Texas Tech      | *c   | 4   | 1  | 3  | 0   | 2  | 0  | 0  | 0  | 1  | 0  | 0   | 0   | 0  | 0   | 0  | 10  | 2  | 0 | .292 |
| Mar 02 | LOUISIANA TECH     | *c   | 3   | 0  | 1  | 0   | 0  | 0  | 0  | 0  | 1  | 0  | 0   | 0   | 0  | 0   | 1  | 4   | 3  | 0 | .296 |
| Mar 05 | EASTERN ILLINOIS   | *c   | 4   | 0  | 1  | 0   | 1  | 0  | 0  | 0  | 0  | 0  | 0   | 0   | 0  | 0   | 0  | 10  | 3  | 0 | .290 |
| Mar 06 | EASTERN ILLINOIS   | *c   | 3   | 1  | 2  | 0   | 1  | 0  | 0  | 1  | 0  | 1  | 0   | 0   | 0  | 0   | 0  | 2   | 1  | 0 | .324 |
| Mar 09 | GONZAGA            | c    | 1   | 0  | 0  | 0   | 0  | 0  | 0  | 0  | 0  | 0  | 0   | 0   | 0  | 0   | 0  | 2   | 0  | 0 | .314 |
| Mar 11 | WESTERN ILLINOIS   | *c   | 1   | 1  | 1  | 2   | 0  | 0  | 1  | 2  | 0  | 0  | 0   | 1   | 0  | 0   | 0  | 10  | 3  | 0 | .333 |
| Mar 12 | WESTERN ILLINOIS   | *c   | 4   | 0  | 0  | 0   | 0  | 0  | 0  | 0  | 0  | 0  | 0   | 0   | 0  | 0   | 0  | 6   | 3  | 0 | .300 |
| Mar 13 | WESTERN ILLINOIS   | *c   | 3   | 1  | 1  | 0   | 0  | 0  | 0  | 0  | 0  | 0  | 0   | 0   | 0  | 0   | 1  | 10  | 0  | 0 | .302 |
| Mar 15 | GRAMBLING STATE    | *c   | 3   | 0  | 0  | 0   | 0  | 0  | 0  | 1  | 0  | 0  | 0   | 0   | 0  | 0   | 0  | 8   | 1  | 0 | .283 |
| Mar 16 | GRAMBLING STATE    | c    | 1   | 0  | 1  | 0   | 0  | 0  | 0  | 0  | 0  | 0  | 0   | 0   | 0  | 0   | 0  | 6   | 0  | 0 | .298 |
| Mar 18 | at South Carolina  | *c   | 4   | 1  | 1  | 1   | 0  | 0  | 1  | 0  | 0  | 0  | 0   | 0   | 0  | 0   | 1  | 3   | 1  | 0 | .294 |
| Mar 19 | at South Carolina  | *c   | 2   | 0  | 0  | 0   | 0  | 0  | 0  | 1  | 0  | 0  | 0   | 0   | 0  | 0   | 0  | 6   | 1  | 0 | .283 |
| Mar 20 | at South Carolina  | c    | 1   | 0  | 0  | 0   | 0  | 0  | 0  | 0  | 0  | 0  | 0   | 0   | 0  | 0   | 1  | 1   | 0  | 0 | .278 |
| Mar 25 | AUBURN             | *c   | 3   | 0  | 0  | 0   | 0  | 0  | 0  | 0  | 0  | 0  | 0   | 0   | 0  | 0   | 1  | 10  | 2  | 0 | .263 |
| Mar 26 | AUBURN             | *c   | 3   | 0  | 1  | 0   | 1  | 0  | 0  | 0  | 0  | 0  | 0   | 0   | 0  | 0   | 0  | 3   | 0  | 0 | .267 |
| Mar 27 | AUBURN             | *c   | 3   | 0  | 0  | 0   | 0  | 0  | 0  | 0  | 0  | 0  | 0   | 0   | 0  | 0   | 0  | 9   | 0  | 0 | .254 |
| Mar 29 | at Oklahoma State  | *c   | 4   | 1  | 1  | 0   | 1  | 0  | 0  | 0  | 0  | 0  | 0   | 0   | 0  | 0   | 2  | 7   | 0  | 0 | .254 |
| Apr 01 | MISSOURI           | *c   | 3   | 0  | 0  | 1   | 0  | 0  | 0  | 0  | 0  | 0  | 0   | 1   | 0  | 0   | 0  | 6   | 2  | 0 | .243 |
| Apr 02 | MISSOURI           | *c   | 4   | 1  | 2  | 1   | 0  | 0  | 0  | 0  | 0  | 0  | 0   | 0   | 0  | 0   | 0  | 8   | 1  | 0 | .257 |
| Apr 03 | MISSOURI           | *c   | 3   | 0  | 0  | 0   | 0  | 0  | 0  | 1  | 0  | 0  | 0   | 0   | 0  | 0   | 0  | 11  | 0  | 0 | .247 |
| Apr 08 | at Ole Miss        | *c   | 4   | 1  | 1  | 0   | 1  | 0  | 0  | 0  | 0  | 0  | 0   | 0   | 0  | 0   | 1  | 10  | 2  | 0 | .247 |
| Apr 09 | at Ole Miss        | *c   | 4   | 0  | 2  | 1   | 0  | 0  | 0  | 1  | 0  | 0  | 0   | 0   | 0  | 0   | 0  | 11  | 3  | 1 | .259 |
| Apr 10 | at Ole Miss        | *c   | 3   | 0  | 1  | 0   | 0  | 0  | 0  | 1  | 0  | 0  | 1   | 0   | 0  | 0   | 1  | 10  | 1  | 0 | .261 |
| Apr 12 | ULM                | c    | 0   | 0  | 0  | 0   | 0  | 0  | 0  | 0  | 0  | 0  | 0   | 1   | 0  | 0   | 0  | 4   | 0  | 0 | .261 |
| Apr 14 | FLORIDA            | *c   | 1   | 0  | 0  | 0   | 0  | 0  | 0  | 0  | 0  | 0  | 0   | 0   | 0  | 0   | 1  | 4   | 0  | 2 | .258 |
| Apr 15 | FLORIDA            | *c   | 3   | 0  | 1  | 0   | 0  | 0  | 0  | 0  | 0  | 0  | 1   | 0   | 0  | 0   | 1  | 5   | 3  | 0 | .261 |
| Apr 16 | FLORIDA            | *c   | 3   | 0  | 1  | 1   | 1  | 0  | 0  | 0  | 0  | 0  | 0   | 0   | 0  | 0   | 1  | 6   | 4  | 0 | .263 |
| Apr 22 | at Kentucky        | *c   | 4   | 0  | 1  | 0   | 0  | 0  | 0  | 0  | 0  | 0  | 0   | 0   | 0  | 0   | 2  | 9   | 2  | 0 | .263 |
| Apr 23 | at Kentucky-1      | *c   | 3   | 0  | 0  | 0   | 0  | 0  | 0  | 0  | 0  | 0  | 0   | 0   | 0  | 0   | 0  | 7   | 1  | 1 | .255 |
| Apr 23 | at Kentucky-2      | *c   | 3   | 0  | 0  | 0   | 0  | 0  | 0  | 0  | 0  | 0  | 0   | 0   | 0  | 0   | 1  | 5   | 1  | 0 | .248 |
| Totals |                    | 31gs | 105 | 11 | 26 | 10  | 10 | 0  | 2  | 9  | 2  | 1  | 3   | 3   | 0  | 1   | 17 | 252 | 47 | 4 | .248 |

On base pct. .325 • Slugging pct. .400

#34 Jake Reindl - 4 appearances (All games)

| Date   | Opponent           | GS | IP  | H | R | ER | BB | SO | 2B | 3B | HR | WP | BK | HBP | IBB | Score | W-L | Sv | ERA   | NP |
|--------|--------------------|----|-----|---|---|----|----|----|----|----|----|----|----|-----|-----|-------|-----|----|-------|----|
| Feb 24 | MISS. VALLEY STATE |    | 1.0 | 0 | 0 | 0  | 0  | 2  | 0  | 0  | 0  | 0  | 0  | 0   | 0   | 20-0  | 0-0 | 0  | 0.00  | 10 |
| Mar 09 | GONZAGA            |    | 0.1 | 2 | 2 | 2  | 0  | 0  | 0  | 0  | 0  | 1  | 0  | 0   | 0   | 10-15 | 0-0 | 0  | 13.50 | 11 |
| Mar 15 | GRAMBLING STATE    |    | 1.0 | 1 | 0 | 0  | 0  | 0  | 0  | 0  | 0  | 0  | 0  | 0   | 0   | 14-4  | 0-0 | 0  | 7.71  | 14 |
| Apr 06 | at Memphis         |    | 1.0 | 2 | 1 | 1  | 0  | 1  | 1  | 0  | 0  | 0  | 0  | 0   | 0   | 12-4  | 0-0 | 0  | 8.10  | 21 |
| Totals |                    | 0  | 3.1 | 5 | 3 | 3  | 0  | 3  | 1  | 0  | 0  | 1  | 0  | 0   | 0   | 56-23 | 0-0 | 0  | 8.10  | -  |

#38 Jordan Rodriguez - 6 games (All games)

| Date   | Opponent           | Pos | AB | R | H | RBI | 2B | 3B | HR | BB | SB | CS | HBP | SAC | SF | GDP | K | PO | A | E | Avg  |
|--------|--------------------|-----|----|---|---|-----|----|----|----|----|----|----|-----|-----|----|-----|---|----|---|---|------|
| Feb 23 | MISS. VALLEY STATE | p   | 0  | 0 | 0 | 0   | 0  | 0  | 0  | 0  | 0  | 0  | 0   | 0   | 0  | 0   | 0 | 0  | 1 | 0 | .000 |
| Mar 20 | at South Carolina  | p   | 0  | 0 | 0 | 0   | 0  | 0  | 0  | 0  | 0  | 0  | 0   | 0   | 0  | 0   | 0 | 0  | 1 | 0 | .000 |
| Mar 25 | AUBURN             | p   | 0  | 0 | 0 | 0   | 0  | 0  | 0  | 0  | 0  | 0  | 0   | 0   | 0  | 0   | 0 | 0  | 1 | 0 | .000 |
| Apr 01 | MISSOURI           | p   | 0  | 0 | 0 | 0   | 0  | 0  | 0  | 0  | 0  | 0  | 0   | 0   | 0  | 0   | 0 | 1  | 0 | 0 | .000 |
| Apr 10 | at Ole Miss        | p   | 0  | 0 | 0 | 0   | 0  | 0  | 0  | 0  | 0  | 0  | 0   | 0   | 0  | 0   | 0 | 0  | 1 | 0 | .000 |
| Apr 19 | CREIGHTON          | p   | 0  | 0 | 0 | 0   | 0  | 0  | 0  | 0  | 0  | 0  | 0   | 0   | 0  | 0   | 0 | 0  | 1 | 0 | .000 |
| Totals |                    | 0gs | 0  | 0 | 0 | 0   | 0  | 0  | 0  | 0  | 0  | 0  | 0   | 0   | 0  | 0   | 0 | 1  | 4 | 1 | .000 |

On base pct. .000 • Slugging pct. .000

Arkansas Baseball  
Individual Game-by-Game for Arkansas (as of Apr 24, 2016)

#38 Jordan Rodriguez - 17 appearances (All games)

| Date   | Opponent           | GS | IP   | H  | R | ER | BB | SO | 2B | 3B | HR | WP | BK | HBP | IBB | Score  | W-L | Sv | ERA  | NP |
|--------|--------------------|----|------|----|---|----|----|----|----|----|----|----|----|-----|-----|--------|-----|----|------|----|
| Feb 23 | MISS. VALLEY STATE |    | 2.0  | 2  | 2 | 2  | 0  | 2  | 0  | 0  | 1  | 0  | 0  | 0   | 0   | 21-4   | 0-0 | 0  | 9.00 | 22 |
| Feb 27 | vs Houston         |    | 0.1  | 1  | 0 | 0  | 0  | 1  | 1  | 0  | 0  | 0  | 0  | 0   | 0   | 12-3   | 0-0 | 0  | 7.71 | 8  |
| Feb 28 | vs Texas Tech      |    | 1.1  | 0  | 0 | 0  | 0  | 1  | 0  | 0  | 0  | 0  | 0  | 0   | 0   | 10-6   | 0-0 | 0  | 4.91 | 12 |
| Mar 02 | LOUISIANA TECH     |    | 0.1  | 0  | 0 | 0  | 0  | 0  | 0  | 0  | 0  | 0  | 0  | 0   | 0   | 2-3    | 0-0 | 0  | 4.50 | 5  |
| Mar 04 | EASTERN ILLINOIS   |    | 1.0  | 1  | 0 | 0  | 0  | 0  | 0  | 0  | 0  | 0  | 0  | 0   | 0   | 5-2    | 0-0 | 0  | 3.60 | 9  |
| Mar 05 | EASTERN ILLINOIS   |    | 0.2  | 0  | 0 | 0  | 1  | 1  | 0  | 0  | 0  | 0  | 0  | 0   | 0   | 8-10   | 0-0 | 0  | 3.18 | 12 |
| Mar 09 | GONZAGA            |    | 1.1  | 2  | 1 | 1  | 1  | 1  | 1  | 0  | 0  | 0  | 0  | 0   | 0   | 10-15  | 0-0 | 0  | 3.86 | 25 |
| Mar 13 | WESTERN ILLINOIS   |    | 0.1  | 0  | 0 | 0  | 0  | 0  | 0  | 0  | 0  | 0  | 0  | 0   | 0   | 3-0    | 0-0 | 1  | 3.68 | 10 |
| Mar 19 | at South Carolina  |    | 0.1  | 0  | 0 | 0  | 0  | 1  | 0  | 0  | 0  | 0  | 0  | 0   | 0   | 2-6    | 0-0 | 1  | 3.52 | 6  |
| Mar 20 | at South Carolina  |    | 0.2  | 0  | 0 | 0  | 0  | 0  | 0  | 0  | 0  | 0  | 0  | 0   | 0   | 6-8    | 0-0 | 1  | 3.24 | 10 |
| Mar 25 | AUBURN             |    | 1.2  | 1  | 0 | 0  | 1  | 1  | 0  | 0  | 0  | 0  | 0  | 0   | 0   | 3-2    | 0-0 | 1  | 2.70 | 25 |
| Mar 27 | AUBURN             |    | 1.1  | 0  | 0 | 0  | 1  | 2  | 0  | 0  | 0  | 0  | 0  | 1   | 0   | 3-1    | 0-0 | 1  | 2.38 | 23 |
| Mar 29 | at Oklahoma State  |    | 0.1  | 0  | 1 | 1  | 1  | 1  | 0  | 0  | 0  | 0  | 0  | 0   | 0   | 4-5    | 0-0 | 1  | 3.09 | 11 |
| Apr 01 | MISSOURI           |    | 0.1  | 2  | 3 | 3  | 1  | 0  | 0  | 0  | 2  | 0  | 0  | 0   | 0   | 7-6    | 0-0 | 1  | 5.25 | 13 |
| Apr 10 | at Ole Miss        |    | 0.1  | 0  | 0 | 0  | 1  | 0  | 0  | 0  | 0  | 0  | 0  | 0   | 0   | 7-8    | 0-0 | 1  | 5.11 | 7  |
| Apr 16 | FLORIDA            |    | 0.1  | 0  | 1 | 1  | 1  | 0  | 0  | 0  | 0  | 0  | 0  | 0   | 0   | 2-8    | 0-0 | 1  | 5.68 | 6  |
| Apr 19 | CREIGHTON          |    | 0.1  | 1  | 0 | 0  | 0  | 0  | 0  | 0  | 0  | 0  | 0  | 0   | 0   | 6-2    | 0-0 | 1  | 5.54 | 12 |
| Totals |                    | 0  | 13.0 | 10 | 8 | 8  | 8  | 11 | 2  | 0  | 3  | 0  | 0  | 1   | 0   | 111-89 | 0-0 | 1  | 5.54 | -  |

#37 Weston Rogers - 2 games (All games)

| Date   | Opponent         | Pos | AB | R | H | RBI | 2B | 3B | HR | BB | SB | CS | HBP | SAC | SF | GDP | K | PO | A | E | Avg  |
|--------|------------------|-----|----|---|---|-----|----|----|----|----|----|----|-----|-----|----|-----|---|----|---|---|------|
| Mar 05 | EASTERN ILLINOIS | p   | 0  | 0 | 0 | 0   | 0  | 0  | 0  | 0  | 0  | 0  | 0   | 0   | 0  | 0   | 0 | 0  | 1 | 0 | .000 |
| Mar 16 | GRAMBLING STATE  | *p  | 0  | 0 | 0 | 0   | 0  | 0  | 0  | 0  | 0  | 0  | 0   | 0   | 0  | 0   | 0 | 0  | 1 | 0 | .000 |
| Totals |                  | 1gs | 0  | 0 | 0 | 0   | 0  | 0  | 0  | 0  | 0  | 0  | 0   | 0   | 0  | 0   | 0 | 0  | 2 | 0 | .000 |

On base pct. .000 • Slugging pct. .000

#37 Weston Rogers - 7 appearances (All games)

| Date   | Opponent           | GS | IP   | H  | R | ER | BB | SO | 2B | 3B | HR | WP | BK | HBP | IBB | Score | W-L | Sv | ERA  | NP |
|--------|--------------------|----|------|----|---|----|----|----|----|----|----|----|----|-----|-----|-------|-----|----|------|----|
| Feb 24 | MISS. VALLEY STATE | *  | 2.0  | 1  | 0 | 0  | 0  | 4  | 0  | 0  | 0  | 0  | 0  | 0   | 0   | 20-0  | 1-0 | 0  | 0.00 | 28 |
| Feb 28 | vs Texas Tech      |    | 0.1  | 2  | 0 | 0  | 0  | 0  | 0  | 0  | 0  | 0  | 0  | 0   | 0   | 10-6  | 1-0 | 0  | 0.00 | 5  |
| Mar 02 | LOUISIANA TECH     | *  | 2.2  | 3  | 2 | 2  | 1  | 1  | 0  | 0  | 0  | 0  | 0  | 0   | 0   | 2-3   | 1-0 | 0  | 3.60 | 48 |
| Mar 05 | EASTERN ILLINOIS   |    | 1.1  | 0  | 0 | 0  | 0  | 3  | 0  | 0  | 0  | 0  | 0  | 0   | 0   | 8-10  | 1-0 | 0  | 2.84 | 16 |
| Mar 09 | GONZAGA            | *  | 1.2  | 2  | 2 | 2  | 1  | 1  | 0  | 0  | 0  | 0  | 0  | 0   | 0   | 10-15 | 1-0 | 0  | 4.50 | 27 |
| Mar 16 | GRAMBLING STATE    | *  | 4.0  | 3  | 2 | 2  | 0  | 2  | 0  | 0  | 1  | 0  | 0  | 0   | 0   | 3-2   | 1-0 | 0  | 4.50 | 61 |
| Apr 19 | CREIGHTON          |    | 2.0  | 1  | 0 | 0  | 0  | 1  | 0  | 0  | 0  | 1  | 0  | 0   | 0   | 6-2   | 1-0 | 0  | 3.86 | 32 |
| Totals |                    | 4  | 14.0 | 12 | 6 | 6  | 2  | 12 | 0  | 0  | 1  | 1  | 0  | 0   | 0   | 59-38 | 1-0 | 0  | 3.86 | -  |

#5 Cody Scroggins - 18 games (All games)

| Date   | Opponent           | Pos    | AB | R | H | RBI | 2B | 3B | HR | BB | SB | CS | HBP | SAC | SF | GDP | K | PO | A  | E | Avg  |
|--------|--------------------|--------|----|---|---|-----|----|----|----|----|----|----|-----|-----|----|-----|---|----|----|---|------|
| Feb 19 | CENTRAL MICHIGAN   | pr/3b  | 0  | 1 | 0 | 0   | 0  | 0  | 0  | 0  | 0  | 0  | 0   | 0   | 0  | 0   | 0 | 0  | 0  | 0 | .000 |
| Feb 20 | CENTRAL MICHIGAN   | 3b     | 0  | 0 | 0 | 0   | 0  | 0  | 0  | 0  | 0  | 0  | 0   | 0   | 0  | 0   | 0 | 0  | 0  | 0 | .000 |
| Feb 21 | CENTRAL MICHIGAN   | 3b     | 1  | 0 | 0 | 0   | 0  | 0  | 0  | 0  | 0  | 0  | 0   | 0   | 0  | 0   | 0 | 0  | 0  | 0 | .000 |
| Feb 23 | MISS. VALLEY STATE | ph/3b  | 2  | 0 | 0 | 0   | 0  | 0  | 0  | 0  | 0  | 0  | 0   | 0   | 0  | 0   | 0 | 0  | 0  | 0 | .000 |
| Feb 24 | MISS. VALLEY STATE | *2b/ss | 3  | 2 | 2 | 2   | 0  | 0  | 0  | 0  | 0  | 0  | 0   | 0   | 0  | 0   | 0 | 3  | 4  | 0 | .333 |
| Feb 27 | vs Houston         | 3b     | 0  | 0 | 0 | 0   | 0  | 0  | 0  | 0  | 0  | 0  | 0   | 0   | 0  | 0   | 0 | 0  | 0  | 0 | .333 |
| Mar 05 | EASTERN ILLINOIS   | *2b    | 2  | 0 | 0 | 0   | 0  | 0  | 0  | 0  | 0  | 0  | 0   | 0   | 0  | 0   | 1 | 1  | 1  | 0 | .250 |
| Mar 13 | WESTERN ILLINOIS   | pr/3b  | 0  | 0 | 0 | 0   | 0  | 0  | 0  | 0  | 1  | 0  | 0   | 1   | 0  | 0   | 0 | 0  | 1  | 0 | .250 |
| Mar 15 | GRAMBLING STATE    | ph/ss  | 1  | 0 | 0 | 0   | 0  | 0  | 0  | 0  | 0  | 0  | 0   | 0   | 0  | 0   | 0 | 0  | 2  | 0 | .222 |
| Mar 20 | at South Carolina  | *ss    | 3  | 1 | 1 | 0   | 0  | 0  | 0  | 0  | 1  | 0  | 0   | 0   | 0  | 0   | 2 | 2  | 2  | 0 | .250 |
| Mar 26 | AUBURN             | 3b     | 1  | 0 | 0 | 0   | 0  | 0  | 0  | 0  | 0  | 0  | 0   | 0   | 0  | 0   | 0 | 0  | 1  | 0 | .231 |
| Apr 06 | at Memphis         | 3b     | 0  | 0 | 0 | 0   | 0  | 0  | 0  | 0  | 0  | 0  | 0   | 0   | 0  | 0   | 0 | 0  | 0  | 0 | .231 |
| Apr 12 | ULM                | *2b    | 2  | 0 | 0 | 0   | 0  | 0  | 0  | 0  | 1  | 0  | 0   | 0   | 0  | 0   | 1 | 0  | 4  | 1 | .200 |
| Apr 16 | FLORIDA            | 3b     | 0  | 0 | 0 | 0   | 0  | 0  | 0  | 0  | 0  | 0  | 0   | 0   | 0  | 0   | 0 | 0  | 0  | 0 | .200 |
| Apr 19 | CREIGHTON          | *3b    | 3  | 0 | 0 | 0   | 0  | 0  | 0  | 0  | 0  | 0  | 0   | 0   | 0  | 0   | 0 | 0  | 2  | 0 | .167 |
| Apr 22 | at Kentucky        | *3b    | 2  | 0 | 0 | 0   | 0  | 0  | 0  | 1  | 0  | 0  | 0   | 1   | 0  | 0   | 0 | 0  | 2  | 0 | .150 |
| Apr 23 | at Kentucky-1      | *3b    | 3  | 0 | 1 | 0   | 0  | 0  | 0  | 0  | 0  | 0  | 0   | 0   | 0  | 0   | 0 | 0  | 0  | 0 | .174 |
| Apr 23 | at Kentucky-2      | *3b    | 3  | 0 | 0 | 0   | 0  | 0  | 0  | 0  | 0  | 0  | 0   | 0   | 0  | 0   | 1 | 0  | 0  | 0 | .154 |
| Totals |                    | 8gs    | 26 | 4 | 4 | 2   | 0  | 0  | 0  | 4  | 2  | 0  | 0   | 2   | 0  | 1   | 4 | 10 | 16 | 0 | .154 |

On base pct. .267 • Slugging pct. .154

Arkansas Baseball  
Individual Game-by-Game for Arkansas (as of Apr 24, 2016)

#5 Cody Scroggins - 3 appearances (All games)

| Date          | Opponent    | GS       | IP         | H        | R        | ER       | BB       | SO       | 2B       | 3B       | HR       | WP       | BK       | HBP      | IBB      | Score       | W-L        | Sv       | ERA         | NP       |
|---------------|-------------|----------|------------|----------|----------|----------|----------|----------|----------|----------|----------|----------|----------|----------|----------|-------------|------------|----------|-------------|----------|
| Apr 03        | MISSOURI    |          | 1.0        | 0        | 0        | 0        | 0        | 0        | 0        | 0        | 0        | 0        | 0        | 0        | 0        | 1-10        | 0-0        | 0        | 0.00        | 7        |
| Apr 08        | at Ole Miss |          | 1.0        | 0        | 0        | 0        | 1        | 1        | 0        | 0        | 0        | 1        | 0        | 1        | 1        | 3-7         | 0-0        | 0        | 0.00        | 20       |
| Apr 15        | FLORIDA     |          | 1.0        | 1        | 1        | 1        | 1        | 0        | 0        | 0        | 0        | 1        | 0        | 0        | 0        | 2-9         | 0-0        | 0        | 3.00        | 16       |
| <b>Totals</b> |             | <b>0</b> | <b>3.0</b> | <b>1</b> | <b>1</b> | <b>1</b> | <b>2</b> | <b>1</b> | <b>0</b> | <b>0</b> | <b>0</b> | <b>2</b> | <b>0</b> | <b>1</b> | <b>1</b> | <b>6-26</b> | <b>0-0</b> | <b>0</b> | <b>3.00</b> | <b>-</b> |

#20 Carson Shaddy - 39 games (All games)

| Date          | Opponent           | Pos         | AB         | R         | H         | RBI       | 2B        | 3B       | HR       | BB        | SB       | CS       | HBP      | SAC      | SF       | GDP      | K         | PO        | A         | E         | Avg         |
|---------------|--------------------|-------------|------------|-----------|-----------|-----------|-----------|----------|----------|-----------|----------|----------|----------|----------|----------|----------|-----------|-----------|-----------|-----------|-------------|
| Feb 19        | CENTRAL MICHIGAN   | *3b         | 3          | 0         | 2         | 0         | 0         | 0        | 0        | 1         | 0        | 0        | 0        | 0        | 0        | 0        | 1         | 1         | 1         | 0         | .667        |
| Feb 20        | CENTRAL MICHIGAN   | *3b/of      | 4          | 1         | 2         | 0         | 0         | 0        | 0        | 0         | 0        | 0        | 0        | 0        | 0        | 0        | 1         | 0         | 3         | 0         | .571        |
| Feb 21        | CENTRAL MICHIGAN   | *3b/of      | 4          | 0         | 1         | 0         | 0         | 0        | 0        | 0         | 0        | 0        | 0        | 0        | 0        | 0        | 2         | 0         | 1         | 0         | .455        |
| Feb 23        | MISS. VALLEY STATE | *3b         | 2          | 2         | 1         | 1         | 0         | 0        | 0        | 1         | 0        | 0        | 0        | 0        | 1        | 0        | 0         | 0         | 0         | 0         | .462        |
| Feb 24        | MISS. VALLEY STATE | 2b          | 3          | 2         | 2         | 3         | 0         | 0        | 2        | 0         | 0        | 0        | 0        | 0        | 0        | 0        | 0         | 0         | 2         | 0         | .500        |
| Feb 26        | vs Rice            | *3b         | 4          | 1         | 2         | 2         | 0         | 0        | 0        | 0         | 0        | 0        | 0        | 0        | 1        | 0        | 0         | 1         | 1         | 0         | .500        |
| Feb 27        | vs Houston         | *3b         | 5          | 2         | 3         | 2         | 0         | 0        | 1        | 0         | 0        | 0        | 0        | 0        | 0        | 0        | 0         | 2         | 1         | 0         | .520        |
| Feb 28        | vs Texas Tech      | *3b         | 5          | 1         | 1         | 1         | 0         | 0        | 0        | 0         | 0        | 0        | 0        | 0        | 0        | 0        | 1         | 1         | 4         | 0         | .467        |
| Mar 02        | LOUISIANA TECH     | *3b         | 2          | 1         | 1         | 1         | 0         | 0        | 1        | 2         | 0        | 0        | 0        | 0        | 0        | 0        | 1         | 2         | 1         | 0         | .469        |
| Mar 04        | EASTERN ILLINOIS   | *3b         | 4          | 1         | 1         | 2         | 0         | 0        | 1        | 0         | 0        | 0        | 0        | 0        | 0        | 0        | 2         | 0         | 1         | 0         | .444        |
| Mar 05        | EASTERN ILLINOIS   | *3b         | 7          | 0         | 0         | 0         | 0         | 0        | 0        | 0         | 1        | 0        | 0        | 0        | 0        | 0        | 1         | 2         | 4         | 2         | .372        |
| Mar 06        | EASTERN ILLINOIS   | *3b         | 4          | 0         | 1         | 0         | 0         | 0        | 0        | 0         | 0        | 0        | 0        | 0        | 0        | 0        | 1         | 2         | 1         | 0         | .362        |
| Mar 09        | GONZAGA            | *3b         | 4          | 2         | 2         | 0         | 0         | 0        | 0        | 1         | 0        | 0        | 0        | 0        | 0        | 0        | 1         | 1         | 1         | 1         | .373        |
| Mar 11        | WESTERN ILLINOIS   | *3b         | 4          | 0         | 0         | 0         | 0         | 0        | 0        | 0         | 0        | 0        | 1        | 0        | 0        | 0        | 2         | 1         | 2         | 2         | .345        |
| Mar 13        | WESTERN ILLINOIS   | *3b         | 3          | 0         | 2         | 0         | 0         | 0        | 0        | 0         | 0        | 0        | 0        | 0        | 0        | 0        | 0         | 1         | 2         | 0         | .362        |
| Mar 15        | GRAMBLING STATE    | *3b         | 3          | 2         | 3         | 6         | 2         | 0        | 0        | 0         | 0        | 0        | 1        | 0        | 1        | 0        | 0         | 0         | 2         | 0         | .393        |
| Mar 16        | GRAMBLING STATE    | *3b         | 3          | 1         | 1         | 0         | 1         | 0        | 0        | 1         | 0        | 0        | 0        | 0        | 0        | 0        | 1         | 2         | 4         | 1         | .391        |
| Mar 18        | at South Carolina  | *3b         | 4          | 1         | 3         | 3         | 1         | 0        | 0        | 0         | 0        | 0        | 0        | 0        | 0        | 0        | 0         | 2         | 3         | 0         | .412        |
| Mar 19        | at South Carolina  | *3b         | 3          | 0         | 0         | 0         | 0         | 0        | 0        | 1         | 1        | 0        | 0        | 0        | 0        | 0        | 1         | 1         | 0         | 0         | .394        |
| Mar 20        | at South Carolina  | *3b         | 4          | 0         | 1         | 2         | 0         | 0        | 0        | 0         | 0        | 0        | 0        | 0        | 0        | 0        | 0         | 0         | 0         | 0         | .387        |
| Mar 25        | AUBURN             | *3b         | 3          | 1         | 2         | 0         | 0         | 0        | 0        | 1         | 0        | 0        | 0        | 0        | 0        | 0        | 0         | 1         | 1         | 0         | .397        |
| Mar 26        | AUBURN             | *3b         | 3          | 2         | 2         | 0         | 0         | 0        | 0        | 1         | 0        | 0        | 0        | 0        | 0        | 0        | 0         | 0         | 2         | 0         | .407        |
| Mar 27        | AUBURN             | *3b         | 4          | 0         | 0         | 0         | 0         | 0        | 0        | 0         | 0        | 0        | 0        | 0        | 0        | 0        | 1         | 2         | 2         | 0         | .388        |
| Mar 29        | at Oklahoma State  | *3b         | 3          | 0         | 2         | 1         | 0         | 0        | 0        | 2         | 0        | 1        | 0        | 0        | 0        | 1        | 0         | 1         | 1         | 1         | .398        |
| Apr 01        | MISSOURI           | *3b         | 4          | 0         | 1         | 0         | 0         | 0        | 0        | 0         | 0        | 0        | 0        | 0        | 0        | 0        | 1         | 2         | 0         | 1         | .391        |
| Apr 02        | MISSOURI           | *3b         | 5          | 0         | 0         | 1         | 0         | 0        | 0        | 0         | 0        | 0        | 0        | 0        | 0        | 0        | 1         | 1         | 3         | 1         | .371        |
| Apr 03        | MISSOURI           | *3b         | 4          | 0         | 0         | 0         | 0         | 0        | 0        | 0         | 0        | 0        | 0        | 0        | 0        | 0        | 1         | 0         | 2         | 1         | .356        |
| Apr 06        | at Memphis         | *3b         | 4          | 1         | 1         | 0         | 1         | 0        | 0        | 1         | 0        | 0        | 0        | 0        | 0        | 0        | 2         | 0         | 1         | 0         | .352        |
| Apr 08        | at Ole Miss        | *3b         | 2          | 1         | 1         | 0         | 0         | 0        | 0        | 2         | 2        | 0        | 0        | 0        | 0        | 0        | 1         | 0         | 0         | 0         | .355        |
| Apr 09        | at Ole Miss        | *3b         | 3          | 2         | 2         | 0         | 1         | 0        | 0        | 2         | 0        | 1        | 0        | 0        | 0        | 0        | 1         | 0         | 0         | 0         | .364        |
| Apr 10        | at Ole Miss        | *3b         | 4          | 1         | 1         | 0         | 0         | 0        | 0        | 1         | 0        | 0        | 0        | 0        | 0        | 1        | 0         | 2         | 5         | 0         | .360        |
| Apr 12        | ULM                | *3b         | 4          | 2         | 1         | 0         | 1         | 0        | 0        | 0         | 0        | 0        | 1        | 0        | 0        | 1        | 1         | 0         | 3         | 0         | .356        |
| Apr 14        | FLORIDA            | *3b         | 5          | 1         | 1         | 1         | 1         | 0        | 0        | 0         | 0        | 0        | 0        | 0        | 0        | 0        | 4         | 0         | 1         | 0         | .350        |
| Apr 15        | FLORIDA            | *3b         | 4          | 1         | 1         | 0         | 1         | 0        | 0        | 0         | 0        | 0        | 0        | 0        | 0        | 0        | 1         | 0         | 2         | 1         | .346        |
| Apr 16        | FLORIDA            | *3b         | 4          | 0         | 0         | 0         | 0         | 0        | 0        | 0         | 0        | 0        | 0        | 0        | 0        | 0        | 2         | 0         | 1         | 1         | .336        |
| Apr 19        | CREIGHTON          | *of         | 4          | 1         | 1         | 0         | 0         | 0        | 0        | 0         | 0        | 0        | 0        | 0        | 0        | 0        | 0         | 2         | 0         | 0         | .333        |
| Apr 22        | at Kentucky        | *of         | 5          | 0         | 1         | 0         | 0         | 0        | 0        | 0         | 0        | 0        | 0        | 0        | 0        | 0        | 2         | 2         | 0         | 0         | .329        |
| Apr 23        | at Kentucky-1      | *of         | 3          | 1         | 2         | 0         | 0         | 0        | 0        | 0         | 0        | 0        | 0        | 0        | 0        | 0        | 1         | 3         | 0         | 0         | .336        |
| Apr 23        | at Kentucky-2      | *of         | 3          | 1         | 1         | 1         | 1         | 0        | 0        | 0         | 0        | 0        | 0        | 0        | 0        | 0        | 0         | 5         | 0         | 0         | .336        |
| <b>Totals</b> |                    | <b>38gs</b> | <b>146</b> | <b>32</b> | <b>49</b> | <b>27</b> | <b>10</b> | <b>0</b> | <b>5</b> | <b>17</b> | <b>4</b> | <b>2</b> | <b>3</b> | <b>0</b> | <b>3</b> | <b>3</b> | <b>34</b> | <b>40</b> | <b>58</b> | <b>12</b> | <b>.336</b> |

On base pct. .408 • Slugging pct. .507



Arkansas Baseball  
Individual Game-by-Game for Arkansas (as of Apr 24, 2016)

#7 Darien Simms - 21 games (All games)

| Date   | Opponent           | Pos   | AB | R  | H | RBI | 2B | 3B | HR | BB | SB | CS | HBP | SAC | SF | GDP | K | PO | A | E | Avg   |
|--------|--------------------|-------|----|----|---|-----|----|----|----|----|----|----|-----|-----|----|-----|---|----|---|---|-------|
| Feb 19 | CENTRAL MICHIGAN   | of/pr | 0  | 0  | 0 | 0   | 0  | 0  | 0  | 0  | 0  | 0  | 0   | 0   | 0  | 0   | 0 | 0  | 0 | 0 | .000  |
| Feb 20 | CENTRAL MICHIGAN   | pr    | 0  | 1  | 0 | 0   | 0  | 0  | 0  | 0  | 0  | 0  | 0   | 0   | 0  | 0   | 0 | 0  | 0 | 0 | .000  |
| Feb 21 | CENTRAL MICHIGAN   | pr    | 0  | 1  | 0 | 0   | 0  | 0  | 0  | 0  | 1  | 0  | 0   | 0   | 0  | 0   | 0 | 0  | 0 | 0 | .000  |
| Feb 23 | MISS. VALLEY STATE | ph/of | 2  | 0  | 2 | 1   | 0  | 0  | 0  | 0  | 0  | 0  | 0   | 0   | 0  | 0   | 0 | 1  | 0 | 0 | 1.000 |
| Feb 24 | MISS. VALLEY STATE | *of   | 4  | 3  | 1 | 0   | 0  | 0  | 0  | 1  | 0  | 0  | 0   | 1   | 0  | 0   | 0 | 0  | 0 | 0 | .500  |
| Feb 26 | vs Rice            | pr    | 0  | 1  | 0 | 0   | 0  | 0  | 0  | 0  | 0  | 0  | 0   | 0   | 0  | 0   | 0 | 0  | 0 | 0 | .500  |
| Feb 28 | vs Texas Tech      | ph/dh | 1  | 0  | 0 | 0   | 0  | 0  | 0  | 0  | 0  | 0  | 0   | 1   | 0  | 0   | 0 | 0  | 0 | 0 | .429  |
| Mar 05 | EASTERN ILLINOIS   | pr    | 0  | 0  | 0 | 0   | 0  | 0  | 0  | 0  | 0  | 0  | 0   | 0   | 0  | 0   | 0 | 0  | 0 | 0 | .429  |
| Mar 06 | EASTERN ILLINOIS   | pr    | 0  | 1  | 0 | 0   | 0  | 0  | 0  | 0  | 0  | 0  | 0   | 0   | 0  | 0   | 0 | 0  | 0 | 0 | .429  |
| Mar 11 | WESTERN ILLINOIS   | pr    | 0  | 0  | 0 | 0   | 0  | 0  | 0  | 0  | 1  | 0  | 0   | 0   | 0  | 0   | 0 | 0  | 0 | 0 | .429  |
| Mar 15 | GRAMBLING STATE    | of    | 0  | 1  | 0 | 0   | 0  | 0  | 0  | 1  | 0  | 0  | 1   | 0   | 0  | 0   | 0 | 0  | 0 | 0 | .429  |
| Mar 16 | GRAMBLING STATE    | pr    | 0  | 1  | 0 | 0   | 0  | 0  | 0  | 0  | 1  | 0  | 0   | 0   | 0  | 0   | 0 | 0  | 0 | 0 | .429  |
| Mar 18 | at South Carolina  | ph/of | 3  | 1  | 1 | 0   | 0  | 0  | 0  | 0  | 0  | 0  | 0   | 0   | 0  | 0   | 0 | 0  | 0 | 0 | .400  |
| Mar 20 | at South Carolina  | *dh   | 4  | 1  | 1 | 0   | 0  | 0  | 0  | 1  | 0  | 0  | 0   | 0   | 0  | 0   | 2 | 0  | 0 | 0 | .357  |
| Mar 25 | AUBURN             | *dh   | 4  | 0  | 0 | 0   | 0  | 0  | 0  | 0  | 0  | 0  | 0   | 0   | 0  | 0   | 1 | 0  | 0 | 0 | .278  |
| Mar 27 | AUBURN             | pr    | 0  | 0  | 0 | 0   | 0  | 0  | 0  | 0  | 0  | 0  | 0   | 0   | 0  | 0   | 0 | 0  | 0 | 0 | .278  |
| Apr 01 | MISSOURI           | ph    | 1  | 0  | 0 | 0   | 0  | 0  | 0  | 0  | 0  | 0  | 0   | 0   | 0  | 0   | 1 | 0  | 0 | 0 | .263  |
| Apr 03 | MISSOURI           | ph/of | 1  | 0  | 0 | 1   | 0  | 0  | 0  | 0  | 0  | 0  | 0   | 0   | 0  | 0   | 0 | 1  | 0 | 0 | .250  |
| Apr 12 | ULM                | ph    | 1  | 0  | 1 | 1   | 0  | 0  | 0  | 0  | 0  | 0  | 0   | 0   | 0  | 0   | 0 | 0  | 0 | 0 | .286  |
| Apr 14 | FLORIDA            | *of   | 4  | 0  | 0 | 0   | 0  | 0  | 0  | 0  | 1  | 0  | 1   | 0   | 0  | 0   | 3 | 4  | 0 | 0 | .240  |
| Apr 19 | CREIGHTON          | pr    | 0  | 0  | 0 | 0   | 0  | 0  | 0  | 0  | 1  | 0  | 0   | 0   | 0  | 0   | 0 | 0  | 0 | 0 | .240  |
| Totals |                    | 4gs   | 25 | 11 | 6 | 3   | 0  | 0  | 0  | 3  | 5  | 0  | 2   | 2   | 0  | 0   | 7 | 6  | 0 | 0 | .240  |

On base pct. .367 • Slugging pct. .240

#24 Chad Spanberger - 24 games (All games)

| Date   | Opponent          | Pos   | AB | R  | H  | RBI | 2B | 3B | HR | BB | SB | CS | HBP | SAC | SF | GDP | K  | PO | A | E | Avg  |
|--------|-------------------|-------|----|----|----|-----|----|----|----|----|----|----|-----|-----|----|-----|----|----|---|---|------|
| Mar 02 | LOUISIANA TECH    | *dh   | 4  | 0  | 0  | 0   | 0  | 0  | 0  | 0  | 0  | 0  | 0   | 0   | 0  | 0   | 2  | 0  | 0 | 0 | .000 |
| Mar 04 | EASTERN ILLINOIS  | *of   | 4  | 0  | 0  | 0   | 0  | 0  | 0  | 0  | 0  | 0  | 0   | 0   | 0  | 0   | 2  | 2  | 0 | 0 | .000 |
| Mar 05 | EASTERN ILLINOIS  | ph    | 1  | 1  | 1  | 1   | 0  | 0  | 1  | 0  | 0  | 0  | 0   | 0   | 0  | 0   | 0  | 0  | 0 | 0 | .111 |
| Mar 06 | EASTERN ILLINOIS  | ph/dh | 3  | 0  | 0  | 0   | 0  | 0  | 0  | 1  | 0  | 0  | 0   | 0   | 0  | 0   | 1  | 0  | 0 | 0 | .083 |
| Mar 09 | GONZAGA           | *of   | 5  | 0  | 1  | 0   | 1  | 0  | 0  | 0  | 0  | 0  | 0   | 0   | 0  | 0   | 2  | 1  | 0 | 0 | .118 |
| Mar 11 | WESTERN ILLINOIS  | ph    | 1  | 0  | 0  | 0   | 0  | 0  | 0  | 0  | 0  | 0  | 0   | 0   | 0  | 0   | 0  | 0  | 0 | 0 | .111 |
| Mar 12 | WESTERN ILLINOIS  | *of   | 5  | 2  | 2  | 4   | 1  | 0  | 1  | 0  | 0  | 0  | 0   | 0   | 0  | 0   | 1  | 2  | 0 | 0 | .174 |
| Mar 13 | WESTERN ILLINOIS  | *of   | 2  | 0  | 0  | 0   | 0  | 0  | 0  | 0  | 0  | 1  | 0   | 0   | 0  | 0   | 2  | 0  | 0 | 0 | .160 |
| Mar 15 | GRAMBLING STATE   | *dh   | 4  | 0  | 0  | 0   | 0  | 0  | 0  | 1  | 0  | 0  | 0   | 0   | 0  | 0   | 1  | 0  | 0 | 0 | .138 |
| Mar 19 | at South Carolina | *of   | 2  | 1  | 1  | 0   | 0  | 0  | 0  | 1  | 0  | 0  | 1   | 0   | 0  | 0   | 1  | 1  | 0 | 0 | .161 |
| Mar 20 | at South Carolina | *of   | 3  | 1  | 2  | 0   | 1  | 0  | 0  | 1  | 0  | 0  | 0   | 0   | 0  | 0   | 0  | 4  | 0 | 0 | .206 |
| Mar 25 | AUBURN            | *of   | 3  | 0  | 1  | 0   | 0  | 0  | 0  | 0  | 0  | 0  | 0   | 0   | 0  | 0   | 1  | 0  | 0 | 0 | .216 |
| Mar 26 | AUBURN            | *of   | 5  | 2  | 2  | 1   | 0  | 0  | 1  | 0  | 0  | 0  | 0   | 0   | 0  | 0   | 0  | 3  | 0 | 0 | .238 |
| Mar 27 | AUBURN            | *of   | 3  | 0  | 0  | 0   | 0  | 0  | 0  | 1  | 0  | 0  | 0   | 0   | 0  | 0   | 0  | 1  | 0 | 0 | .222 |
| Mar 29 | at Oklahoma State | *of   | 3  | 0  | 0  | 0   | 0  | 0  | 0  | 0  | 0  | 0  | 0   | 1   | 0  | 0   | 3  | 1  | 0 | 0 | .208 |
| Apr 01 | MISSOURI          | of    | 1  | 0  | 0  | 0   | 0  | 0  | 0  | 0  | 0  | 0  | 0   | 0   | 0  | 0   | 1  | 1  | 0 | 0 | .204 |
| Apr 02 | MISSOURI          | *of   | 3  | 1  | 1  | 0   | 0  | 0  | 0  | 0  | 0  | 0  | 0   | 0   | 0  | 0   | 1  | 3  | 0 | 0 | .212 |
| Apr 12 | ULM               | *of   | 1  | 0  | 0  | 0   | 0  | 0  | 0  | 3  | 0  | 0  | 0   | 0   | 0  | 0   | 1  | 2  | 0 | 0 | .208 |
| Apr 14 | FLORIDA           | *of   | 5  | 1  | 2  | 1   | 0  | 0  | 1  | 0  | 0  | 0  | 0   | 0   | 0  | 0   | 1  | 0  | 0 | 0 | .224 |
| Apr 16 | FLORIDA           | *of   | 2  | 0  | 0  | 0   | 0  | 0  | 0  | 0  | 0  | 0  | 0   | 0   | 0  | 0   | 2  | 2  | 0 | 0 | .217 |
| Apr 19 | CREIGHTON         | *of   | 3  | 1  | 3  | 4   | 1  | 0  | 1  | 1  | 0  | 0  | 0   | 0   | 0  | 0   | 0  | 0  | 0 | 0 | .254 |
| Apr 22 | at Kentucky       | *of   | 4  | 1  | 1  | 1   | 0  | 0  | 1  | 0  | 0  | 0  | 0   | 0   | 0  | 0   | 1  | 1  | 0 | 0 | .254 |
| Apr 23 | at Kentucky-1     | *of   | 3  | 0  | 0  | 1   | 0  | 0  | 0  | 0  | 0  | 0  | 0   | 0   | 0  | 0   | 0  | 1  | 0 | 0 | .243 |
| Apr 23 | at Kentucky-2     | *of   | 2  | 0  | 0  | 0   | 0  | 0  | 0  | 0  | 0  | 0  | 0   | 0   | 0  | 0   | 1  | 2  | 0 | 0 | .236 |
| Totals |                   | 20gs  | 72 | 11 | 17 | 13  | 4  | 0  | 6  | 9  | 0  | 0  | 2   | 1   | 0  | 0   | 24 | 27 | 0 | 0 | .236 |

On base pct. .337 • Slugging pct. .542

#25 Dominic Taccolini - 6 games (All games)

| Date   | Opponent          | Pos | AB | R | H | RBI | 2B | 3B | HR | BB | SB | CS | HBP | SAC | SF | GDP | K | PO | A | E | Avg  |
|--------|-------------------|-----|----|---|---|-----|----|----|----|----|----|----|-----|-----|----|-----|---|----|---|---|------|
| Feb 19 | CENTRAL MICHIGAN  | *p  | 0  | 0 | 0 | 0   | 0  | 0  | 0  | 0  | 0  | 0  | 0   | 0   | 0  | 0   | 0 | 1  | 1 | 0 | .000 |
| Mar 04 | EASTERN ILLINOIS  | *p  | 0  | 0 | 0 | 0   | 0  | 0  | 0  | 0  | 0  | 0  | 0   | 0   | 0  | 0   | 0 | 1  | 1 | 0 | .000 |
| Mar 06 | EASTERN ILLINOIS  | *dh | 0  | 0 | 0 | 0   | 0  | 0  | 0  | 0  | 0  | 0  | 0   | 0   | 0  | 0   | 0 | 0  | 0 | 0 | .000 |
| Mar 18 | at South Carolina | *p  | 0  | 0 | 0 | 0   | 0  | 0  | 0  | 0  | 0  | 0  | 0   | 0   | 0  | 0   | 0 | 3  | 0 | 0 | .000 |
| Apr 14 | FLORIDA           | *p  | 0  | 0 | 0 | 0   | 0  | 0  | 0  | 0  | 0  | 0  | 0   | 0   | 0  | 0   | 0 | 1  | 0 | 0 | .000 |
| Apr 22 | at Kentucky       | *p  | 0  | 0 | 0 | 0   | 0  | 0  | 0  | 0  | 0  | 0  | 0   | 0   | 0  | 0   | 0 | 1  | 3 | 0 | .000 |
| Totals |                   | 6gs | 0  | 0 | 0 | 0   | 0  | 0  | 0  | 0  | 0  | 0  | 0   | 0   | 0  | 0   | 0 | 7  | 5 | 0 | .000 |

On base pct. .000 • Slugging pct. .000

Arkansas Baseball  
Individual Game-by-Game for Arkansas (as of Apr 24, 2016)

#25 Dominic Taccolini - 11 appearances (All games)

| Date   | Opponent          | GS | IP   | H  | R  | ER | BB | SO | 2B | 3B | HR | WP | BK | HBP | IBB | Score | W-L | Sv | ERA  | NP  |
|--------|-------------------|----|------|----|----|----|----|----|----|----|----|----|----|-----|-----|-------|-----|----|------|-----|
| Feb 19 | CENTRAL MICHIGAN  | *  | 7.0  | 1  | 1  | 1  | 1  | 3  | 0  | 0  | 0  | 0  | 0  | 1   | 0   | 6-1   | 1-0 | 0  | 1.29 | 79  |
| Feb 26 | vs Rice           | *  | 6.0  | 5  | 2  | 2  | 1  | 6  | 0  | 0  | 0  | 0  | 0  | 0   | 0   | 5-2   | 2-0 | 0  | 2.08 | 85  |
| Mar 04 | EASTERN ILLINOIS  | *  | 5.0  | 4  | 2  | 2  | 1  | 5  | 0  | 0  | 0  | 0  | 0  | 0   | 0   | 5-2   | 3-0 | 0  | 2.50 | 74  |
| Mar 11 | WESTERN ILLINOIS  | *  | 7.0  | 2  | 1  | 1  | 2  | 9  | 0  | 0  | 0  | 0  | 0  | 0   | 0   | 3-2   | 3-0 | 0  | 2.16 | 109 |
| Mar 18 | at South Carolina | *  | 6.0  | 12 | 8  | 8  | 1  | 2  | 2  | 1  | 0  | 0  | 0  | 2   | 0   | 6-10  | 3-1 | 0  | 4.06 | 113 |
| Mar 25 | AUBURN            | *  | 2.0  | 6  | 2  | 2  | 3  | 3  | 1  | 0  | 0  | 0  | 0  | 1   | 0   | 3-2   | 3-1 | 0  | 4.36 | 65  |
| Apr 01 | MISSOURI          | *  | 1.0  | 4  | 3  | 2  | 1  | 0  | 2  | 0  | 0  | 0  | 0  | 0   | 0   | 7-6   | 3-1 | 0  | 4.76 | 35  |
| Apr 06 | at Memphis        |    | 1.1  | 2  | 2  | 2  | 1  | 3  | 1  | 0  | 0  | 0  | 0  | 0   | 0   | 12-4  | 3-1 | 0  | 5.09 | 30  |
| Apr 10 | at Ole Miss       |    | 3.2  | 4  | 3  | 3  | 1  | 4  | 0  | 0  | 1  | 0  | 0  | 1   | 0   | 7-8   | 3-1 | 0  | 5.31 | 65  |
| Apr 14 | FLORIDA           | *  | 3.0  | 1  | 3  | 3  | 3  | 2  | 0  | 0  | 0  | 1  | 0  | 0   | 0   | 8-12  | 3-2 | 0  | 5.57 | 54  |
| Apr 22 | at Kentucky       | *  | 10.0 | 5  | 0  | 0  | 0  | 10 | 0  | 0  | 0  | 0  | 0  | 0   | 0   | 1-0   | 4-2 | 0  | 4.50 | 125 |
| Totals |                   | 9  | 52.0 | 46 | 27 | 26 | 15 | 47 | 6  | 1  | 1  | 1  | 0  | 5   | 0   | 63-49 | 4-2 | 0  | 4.50 | -   |

#28 James Teague - 5 games (All games)

| Date   | Opponent           | Pos | AB | R | H | RBI | 2B | 3B | HR | BB | SB | CS | HBP | SAC | SF | GDP | K | PO | A | E | Avg  |
|--------|--------------------|-----|----|---|---|-----|----|----|----|----|----|----|-----|-----|----|-----|---|----|---|---|------|
| Feb 23 | MISS. VALLEY STATE | p   | 0  | 0 | 0 | 0   | 0  | 0  | 0  | 0  | 0  | 0  | 0   | 0   | 0  | 0   | 0 | 1  | 0 | 0 | .000 |
| Mar 02 | LOUISIANA TECH     | p   | 0  | 0 | 0 | 0   | 0  | 0  | 0  | 0  | 0  | 0  | 0   | 0   | 0  | 0   | 0 | 0  | 2 | 0 | .000 |
| Mar 15 | GRAMBLING STATE    | p   | 0  | 0 | 0 | 0   | 0  | 0  | 0  | 0  | 0  | 0  | 0   | 0   | 0  | 0   | 0 | 0  | 1 | 0 | .000 |
| Mar 19 | at South Carolina  | p   | 0  | 0 | 0 | 0   | 0  | 0  | 0  | 0  | 0  | 0  | 0   | 0   | 0  | 0   | 0 | 0  | 1 | 0 | .000 |
| Apr 15 | FLORIDA            | p   | 0  | 0 | 0 | 0   | 0  | 0  | 0  | 0  | 0  | 0  | 0   | 0   | 0  | 0   | 0 | 0  | 0 | 1 | .000 |
| Totals |                    | ogs | 0  | 0 | 0 | 0   | 0  | 0  | 0  | 0  | 0  | 0  | 0   | 0   | 0  | 0   | 0 | 1  | 4 | 1 | .000 |

On base pct. .000 • Slugging pct. .000

#28 James Teague - 12 appearances (All games)

| Date   | Opponent           | GS | IP   | H  | R  | ER | BB | SO | 2B | 3B | HR | WP | BK | HBP | IBB | Score | W-L | Sv | ERA  | NP |
|--------|--------------------|----|------|----|----|----|----|----|----|----|----|----|----|-----|-----|-------|-----|----|------|----|
| Feb 23 | MISS. VALLEY STATE |    | 1.0  | 0  | 0  | 0  | 0  | 3  | 0  | 0  | 0  | 1  | 0  | 0   | 0   | 21-4  | 0-0 | 0  | 0.00 | 15 |
| Feb 27 | vs Houston         |    | 2.0  | 1  | 0  | 0  | 1  | 4  | 1  | 0  | 0  | 0  | 0  | 0   | 0   | 12-3  | 1-0 | 0  | 0.00 | 38 |
| Mar 02 | LOUISIANA TECH     |    | 2.1  | 1  | 1  | 1  | 1  | 3  | 1  | 0  | 0  | 1  | 0  | 0   | 0   | 2-3   | 1-1 | 0  | 1.69 | 39 |
| Mar 06 | EASTERN ILLINOIS   |    | 2.0  | 0  | 0  | 0  | 1  | 2  | 0  | 0  | 0  | 0  | 0  | 0   | 0   | 3-2   | 2-1 | 0  | 1.23 | 26 |
| Mar 15 | GRAMBLING STATE    |    | 1.0  | 1  | 0  | 0  | 0  | 0  | 0  | 0  | 0  | 0  | 0  | 0   | 0   | 14-4  | 2-1 | 0  | 1.08 | 5  |
| Mar 19 | at South Carolina  |    | 3.1  | 4  | 4  | 4  | 1  | 3  | 0  | 0  | 1  | 0  | 0  | 1   | 0   | 2-6   | 2-2 | 0  | 3.86 | 56 |
| Mar 25 | AUBURN             |    | 2.2  | 2  | 0  | 0  | 4  | 1  | 0  | 0  | 0  | 0  | 0  | 1   | 0   | 3-2   | 2-2 | 0  | 3.14 | 49 |
| Mar 29 | at Oklahoma State  |    | 1.0  | 0  | 0  | 0  | 1  | 1  | 0  | 0  | 0  | 0  | 0  | 0   | 0   | 4-5   | 2-2 | 0  | 2.93 | 14 |
| Apr 02 | MISSOURI           |    | 2.0  | 1  | 1  | 1  | 2  | 3  | 0  | 1  | 0  | 0  | 0  | 0   | 0   | 5-8   | 2-2 | 0  | 3.12 | 39 |
| Apr 08 | at Ole Miss        | *  | 3.0  | 8  | 7  | 7  | 2  | 3  | 3  | 0  | 0  | 0  | 0  | 0   | 0   | 3-7   | 2-3 | 0  | 5.75 | 51 |
| Apr 12 | ULM                |    | 1.0  | 2  | 1  | 0  | 0  | 1  | 0  | 0  | 0  | 1  | 0  | 0   | 0   | 3-1   | 2-3 | 0  | 5.48 | 23 |
| Apr 15 | FLORIDA            |    | 1.1  | 5  | 5  | 4  | 2  | 1  | 1  | 0  | 0  | 0  | 0  | 0   | 0   | 2-9   | 2-3 | 0  | 6.75 | 47 |
| Totals |                    | 1  | 22.2 | 25 | 19 | 17 | 15 | 25 | 6  | 1  | 1  | 3  | 0  | 2   | 0   | 74-54 | 2-3 | 0  | 6.75 | -  |

#14 Doug Willey - 5 games (All games)

| Date   | Opponent           | Pos | AB | R | H | RBI | 2B | 3B | HR | BB | SB | CS | HBP | SAC | SF | GDP | K | PO | A | E | Avg  |
|--------|--------------------|-----|----|---|---|-----|----|----|----|----|----|----|-----|-----|----|-----|---|----|---|---|------|
| Feb 24 | MISS. VALLEY STATE | p   | 0  | 0 | 0 | 0   | 0  | 0  | 0  | 0  | 0  | 0  | 0   | 0   | 0  | 0   | 0 | 1  | 0 | 0 | .000 |
| Feb 27 | vs Houston         | p   | 0  | 0 | 0 | 0   | 0  | 0  | 0  | 0  | 0  | 0  | 0   | 0   | 0  | 0   | 0 | 1  | 0 | 0 | .000 |
| Apr 01 | MISSOURI           | p   | 0  | 0 | 0 | 0   | 0  | 0  | 0  | 0  | 0  | 0  | 0   | 0   | 0  | 0   | 0 | 1  | 0 | 0 | .000 |
| Apr 12 | ULM                | p   | 0  | 0 | 0 | 0   | 0  | 0  | 0  | 0  | 0  | 0  | 0   | 0   | 0  | 0   | 0 | 1  | 0 | 0 | .000 |
| Apr 19 | CREIGHTON          | p   | 0  | 0 | 0 | 0   | 0  | 0  | 0  | 0  | 0  | 0  | 0   | 0   | 0  | 0   | 0 | 0  | 1 | 0 | .000 |
| Totals |                    | ogs | 0  | 0 | 0 | 0   | 0  | 0  | 0  | 0  | 0  | 0  | 0   | 0   | 0  | 0   | 0 | 4  | 1 | 0 | .000 |

On base pct. .000 • Slugging pct. .000



## 2016 Schedule/Results

|                 | Opponent                  | Score        | WP                | LP               | SV            | Attend | Time      |
|-----------------|---------------------------|--------------|-------------------|------------------|---------------|--------|-----------|
| <b>FEBRUARY</b> |                           |              |                   |                  |               |        |           |
| 19              | Central Michigan          | W, 6-1       | Taccolini (1-0)   | Renzi (0-1)      | None          | 9620   | 2:43      |
| 20              | Central Michigan          | W, 4-3       | Knight (1-0)      | Deeg (0-1)       | Jackson (1)   | 11341  | 2:58      |
| 21              | Central Michigan          | W, 9-4       | Dahl (1-0)        | Gamble (0-1)     | None          | 7531   | 3:06      |
| 23              | Mississippi Valley St.    | W, 21-4      | Campbell (1-0)    | Hodges (0-2)     | None          | 6328   | 2:43      |
| 24              | Mississippi Valley St.    | W, 20-0      | Rogers (1-0)      | Arrington (0-1)  | None          | 6513   | 2:32      |
| 26              | vs. No. 24 Rice           | W, 5-2       | Taccolini (2-0)   | Duplantier (0-1) | Jackson (2)   | 5335   | 2:42      |
| 27              | vs. No. 9 Houston         | W, 12-3      | Teague (1-0)      | King (1-1)       | None          | 7881   | 3:27      |
| 28              | vs. No. 23 Texas Tech     | W, 10-6      | Chadwick (1-0)    | Howard (1-1)     | None          | 5675   | 4:05      |
| <b>MARCH</b>    |                           |              |                   |                  |               |        |           |
| 2               | Louisiana Tech            | L, 3-2       | Clancy (3-0)      | Teague (1-1)     | Atkins (1)    | 6855   | 2:36      |
| 4               | Eastern Illinois          | W, 5-2       | Taccolini (3-0)   | Wivinis (0-3)    | Jackson (3)   | 7957   | 2:55      |
| 5               | Eastern Illinois          | L, 10-8 (12) | Euler (1-0)       | Jackson (0-1)    | Allen (1)     | 10422  | 4:19      |
| 6               | Eastern Illinois          | W, 3-2       | Teague (2-1)      | Euler (1-1)      | None          | 7649   | 2:30      |
| 8               | Gonzaga                   |              |                   | CANCELLED        |               |        |           |
| 9               | Gonzaga                   | L, 15-10     | Hellinger (1-1)   | Dahl (1-1)       | Vernia (1)    | 6483   | 4:02      |
| 11              | Western Illinois          | W, 3-2 (10)  | Jackson (1-0)     | Pannell (0-1)    | None          | 6,639  | 3:11      |
| 12              | Western Illinois          | W, 9-3       | Knight (2-0)      | Mortillaro (0-3) | None          | 8655   | 3:14      |
| 13              | Western Illinois          | W, 3-0       | Loseke (1-0)      | Koch (0-2)       | Rodriguez (1) | 6927   | 2:41      |
| 15              | Grambling State           | W, 14-4      | Campbell (2-0)    | Hoover (1-1)     | None          | 7489   | 2:49      |
| 16              | Grambling State           | W, 3-2       | Alberius (1-0)    | Raiburn (0-4)    | Willey (1)    | 6833   | 2:34      |
| 18              | at No. 12 South Carolina* | L, 10-6      | Schmidt (5-0)     | Taccolini (3-1)  | None          | 7511   | 2:48      |
| 19              | at No. 12 South Carolina  | L, 6-2       | Webb (4-1)        | Teague (2-2)     | Johnson (1)   | 7258   | 2:43      |
| 20              | at No. 12 South Carolina* | L, 8-6       | Reagan (1-0)      | Jackson (1-2)    | None          | 6867   | 3:02      |
| 25              | Auburn*                   | W, 3-2       | Alberius (2-0)    | Klobosits (1-2)  | None          | 6429   | 3:08      |
| 26              | Auburn*                   | W, 14-7      | McKinney (1-0)    | Mize (1-2)       | None          | 9303   | 3:42      |
| 27              | Auburn*                   | W, 3-1       | Jackson (2-2)     | Yarbrough (2-1)  | None          | 6675   | 3:10      |
| 29              | at No. 16 Oklahoma State  | L, 5-4       | Reed (3-1)        | Willey (0-1)     | Buffett (4)   | 2418   | 3:32      |
| <b>APRIL</b>    |                           |              |                   |                  |               |        |           |
| 1               | Missouri*                 | W, 7-6       | Willey (1-1)      | McClain (3-1)    | Jackson (4)   | 9012   | 3:11      |
| 2               | Missouri*                 | L, 8-5       | Houck (3-2)       | McKinney (1-1)   | Tribby (1)    | 9866   | 3:26      |
| 3               | Missouri*                 | L, 10-1      | Plassmeyer (2-2)  | Loseke (1-1)     | Sharp (4)     | 8088   | 3:08      |
| 6               | vs. Memphis               | W, 12-4      | Hart (1-0)        | Bowlan (1-3)     | None          | 2824   | 3:22      |
| 8               | at No. 14 Ole Miss*       | L, 7-3       | Bramlett (5-2)    | Teague (2-3)     | None          | 9051   | 3:01      |
| 9               | at No. 14 Ole Miss*       | L, 14-9      | Parkinson (1-0)   | Jackson (2-3)    | None          | 9747   | 3:47      |
| 10              | at No. 14 Ole Miss*       | L, 8-7       | Pagnozzi (5-1)    | Loseke (1-2)     | Stokes (4)    | 8060   | 3:52      |
| 12              | vs. Louisiana Monroe      | W, 3-1       | Alberius (3-0)    | Herrera (1-2)    | Willey (2)    | 7327   | 2:50      |
| 14              | No. 2 Florida*            | L, 12-8      | Puk (2-2)         | Taccolini (3-2)  | Anderson (3)  | 8348   | 3:57      |
| 15              | No. 2 Florida*            | L, 9-2       | Shore (7-0)       | McKinney (1-2)   | None          | 9219   | 3:26      |
| 16              | No. 2 Florida*            | L, 8-2       | Faedo (7-1)       | Jackson (2-4)    | None          | 9371   | 3:49      |
| 19              | No. 25 Creighton          | W, 6-2       | Campbell (3-0)    | Stroschien (0-1) | Willey (3)    | 6729   | 3:03      |
| 21              | at No. 12 Kentucky*       | W, 1-0       | Taccolini (4-2)   | Brown (2-7)      | None          | 2508   | 3:00      |
| 23              | at No. 12 Kentucky*       | W, 2-0       | Jackson (3-4)     | Beggs (7-1)      | None          |        | 1:54      |
| 23              | at No. 12 Kentucky*       | L, 5-4       | Hjelle (3-0)      | Willey (1-2)     | None          | 2319   | 2:42      |
| 26              | Oklahoma State            | --           | Baum Stadium      | --               | SECN+         | --     | 6:35 p.m. |
| 29              | Texas A&M*                | --           | Baum Stadium      | --               | SECN+         | --     | 6:34 p.m. |
| 30              | Texas A&M*                | --           | Baum Stadium      | --               | ESPN2         | --     | 2:00 p.m. |
| <b>MAY</b>      |                           |              |                   |                  |               |        |           |
| 1               | Texas A&M*                | --           | Baum Stadium      | --               | ESPNU         | --     | 1:00 p.m. |
| 3               | at Missouri State         | --           | Baum Stadium      | --               | CST           | --     | 6:35 p.m. |
| 6               | at LSU*                   | --           | Baton Rouge, La.  | --               | SECN+         | --     | 7:00 p.m. |
| 7               | at LSU*                   | --           | Baton Rouge, La.  | --               | SECN+         | --     | 6:30 p.m. |
| 8               | at LSU*                   | --           | Baton Rouge, La.  | --               | SECN+         | --     | 1:00 p.m. |
| 13              | Alabama*                  | --           | Baum Stadium      | --               | SECN+         | --     | 6:34 p.m. |
| 14              | Alabama*                  | --           | Baum Stadium      | --               | SECN+         | --     | 6:04 p.m. |
| 15              | Alabama*                  | --           | Baum Stadium      | --               | SECN+         | --     | 1:04 p.m. |
| 17              | Missouri State            | --           | Baum Stadium      | --               | SECN+         | --     | 6:34 p.m. |
| 19              | at Mississippi State*     | --           | Starkville, Miss. | --               | SECN+         | --     | 6:30 p.m. |
| 20              | at Mississippi State*     | --           | Starkville, Miss. | --               | SECN+         | --     | 6:30 p.m. |
| 21              | at Mississippi State*     | --           | Starkville, Miss. | --               | SEC Network   | --     | 5:00 p.m. |