



ARKANSAS // 2016 GAME NOTES

28 NCAA TOURNAMENT APPEARANCES | 14 STRAIGHT NCAA APPEARANCES
8 COLLEGE WORLD SERIES APPEARANCES | 2 SEC WEST TITLES

2016 Schedule/Results

Overall: 20-9 | SEC: 4-5 | H: 16-5 | A: 0-4 | N: 4-0

Feb. 19	CENT. MICHIGAN	W, 6-1
Feb. 20	CENT. MICHIGAN	W, 4-3
Feb. 21	CENT. MICHIGAN	W, 9-4 (8)
Feb. 23	MS VALLEY STATE	W, 21-4
Feb. 24	MS VALLEY STATE	W, 20-0
Feb. 26	#24 Rice^	W, 5-2
Feb. 27	#9 Houston^	W, 12-3
Feb. 28	#23 Texas Tech^	W, 10-6
March 2	LOUISIANA TECH	L, 3-2
March 4	EASTERN ILLINOIS	W, 5-2
March 5	EASTERN ILLINOIS	L, 10-8 (12)
March 6	EASTERN ILLINOIS	W, 3-2
March 8	GONZAGA	Cancelled
March 9	GONZAGA	L, 15-10
March 11	WESTERN ILLINOIS	W, 3-2 (10)
March 12	WESTERN ILLINOIS	W, 9-3
March 13	WESTERN ILLINOIS	W, 3-0
March 15	GRAMBLING	W, 14-4
March 16	GRAMBLING	W, 3-2
March 18	at #12 South Carolina*	L, 10-6
March 19	at #12 South Carolina*	L, 6-2
March 20	at #12 South Carolina*	L, 8-6
March 25	AUBURN*	W, 3-2
March 26	AUBURN*	W, 14-7
March 27	AUBURN*	W, 3-1
March 29	at #16 Oklahoma St.	L, 5-4
April 1	MISSOURI*	W, 7-6
April 2	MISSOURI*	L, 8-5
April 3	MISSOURI*	L, 10-1
April 6	at Memphis!	W, 12-4
April 8	at #14 Ole Miss*	6:30 p.m.
April 9	at #14 Ole Miss*	7 p.m.
April 10	at #14 Ole Miss*	12 p.m.
April 12	vs. ULM#	6:35 p.m.
April 14	FLORIDA*	8 p.m.
April 15	FLORIDA*	6:35 p.m.
April 16	FLORIDA*	2:05 p.m.
April 19	CREIGHTON	6 p.m.
April 21	at Kentucky*	6 p.m.
April 22	at Kentucky*	6:30 p.m.
April 23	at Kentucky*	12 p.m.
April 26	OKLAHOMA ST.	6:35 p.m.
April 29	TEXAS A&M*	6:35 p.m.
April 30	TEXAS A&M*	2 p.m.
May 1	TEXAS A&M*	1 p.m.
May 3	at Missouri St.	6:35 p.m.
May 6	at LSU*	7 p.m.
May 7	at LSU*	6:30 p.m.
May 8	at LSU*	1 p.m.
May 13	ALABAMA*	6:35 p.m.
May 14	ALABAMA*	6:05 p.m.
May 15	ALABAMA*	1:05 p.m.
May 17	MISSOURI ST.	6:35 p.m.
May 19	at Miss. State*	6:30 p.m.
May 20	at Miss. State*	6:30 p.m.
May 21	at Miss. State*	5 p.m.
May 24-29	SEC Tournament	
June 3-6	NCAA Regionals	
June 10-13	NCAA Super Regionals	
June 17-29	College World Series	

^ - Houston College Classic
 # - Played at Dickey-Stephens Park (NLR)
 ! - Played at AutoZone Park (Memphis, Tenn.)

Friday - Sunday, April 8 - 10 • Oxford, Miss.
 Arkansas (20-9, 4-5 SEC) vs. Ole Miss (22-7, 3-6 SEC)
 Games 30-32 • Swayze Field (10,323)

@RAZORBACKBSB

APRIL 8	1st Pitch: 6:30p	Probable Pitchers	W-L	APP	GS	ERA	IP	SO	BB
FRI	TV: SEC Network+	UM - RHP Brady Bramlett	4-2	7	7	2.97	36.1	47	10
	Radio: RSN/IMG	ARK - RHP James Teague	2-2	9	0	3.12	17.1	20	11

APRIL 9	1st Pitch: 7p	Probable Pitchers	W-L	APP	GS	ERA	IP	SO	BB
SAT	TV: SEC Network	UM - LHP David Parkinson	0-0	13	0	1.40	19.1	18	9
	Radio: RSN/IMG	ARK - RHP Zach Jackson	2-2	11	0	3.68	22.0	27	18

APRIL 10	1st Pitch: 12p	Probable Pitchers	W-L	APP	GS	ERA	IP	SO	BB
SUN	TV: SEC Network	UM - TBA	--	--	--	--	--	--	--
	Radio: RSN/IMG	ARK - TBA	--	--	--	--	--	--	--

LEADING OFF --

- No. 21 Arkansas faces No. 14 Ole Miss in a crucial SEC series starting Friday in Oxford. Friday's game at Swayze Field will be televised on SEC Network+. Saturday and Sunday's game will be on the SEC Network.
- Senior shortstop Michael Bernal continued the hot bat over the week, hitting .385 with two RBI and three runs scored. The three runs all came on Friday against Missouri when Bernal set a new season-high with three hits in the game. Bernal followed it up with a 2-for-4 game against Memphis on Wednesday, his 10th multi-hit game this year.
- Doug Willey earned the win for the Hogs on Friday against the Missouri, his second of the year, after tossing three scoreless innings out of the bullpen, giving up just one hit. Willey has yet to give up an earned run in 15.2 innings of work this season and is the only Razorback pitcher on staff with a 0.00 ERA.
- Junior Austin Catron nearly hit for the cycle on Saturday, falling just a double short in his 3-for-3 night. Catron finished with three RBI and two runs scored. The three hits tied his season-high and was his fourth multi-hit game of the season.
- Catron broke up a no-hitter in the fifth inning by hitting his second home run of the year off Missouri starting pitcher Tanner Houck. In his next at-bat, Catron delivered a two RBI triple, his first of the season.
- Luke Bonfield hit the team's 31st home run of the season Tuesday against Memphis, which continues to top the SEC. The 31 team home runs is the second-

highest total in the last four season, just 22 shy of last year's total of 53.

- Catcher Tucker Pennell threw out two more would-be stolen bases last week, giving him 14 for the year. That total ranks tops in the SEC.

Razorback History vs. Ole Miss

The Razorbacks and Ole Miss have played 82 times since 1982 with Arkansas leading the all-time series, 45-37.

The last time these two teams met, Arkansas took home the 2-1 series victory at Baum Stadium last season and the Hogs have come out winners in five of the last six meetings.

Ole Miss took the series the last time the two clubs played in Oxford, but neither win coming by more than three runs. Arkansas took the final game of the series 11-1 to start its recent run over the Rebels.

HOGS AND REBELS LAST 10 RESULTS

Date	Location	Result	Score
3/28/15	Fayetteville, Ark.	W	5-2
3/27/15	Fayetteville, Ark.	L	5-4
3/26/15	Fayetteville, Ark.	W	10-3
5/23/14	Hoover, Ala.	W	8-7
5/21/14	Hoover, Ala.	W	2-1
5/4/14	Oxford, Miss.	W	11-1
5/3/14	Oxford, Miss.	L	7-4
5/2/14	Oxford, Miss.	W	3-2
5/22/13	Hoover, Ala.	W	2-1 (10)
3/17/13	Fayetteville, Ark.	L	6-3 (13)

Team Comparison (2016 Stats)	Hitting										Pitching							
	Avg.	Runs	Hits	2B	3B	HR	RBI	HBP	K's	SB-Att	ERA	IP	Hits	Runs	ER	BB	K's	B/Avg.
Arkansas	.289	210	284	53	7	31	184	22	192	24-30	4.19	260.0	248	133	121	111	238	.257
Ole Miss	.269	183	253	52	1	21	168	22	181	21-34	2.86	254.2	234	102	81	82	231	.243

Head Coach Dave Van Horn



PERSONAL

Born: Sept. 17, 1960
 Hometown: Kansas City, Mo.
 Alma Mater: Arkansas (1988)
 Masters of Science: East Texas State Univ. (1992)
 Wife: Karen
 Children: Hollan, Mariel
 Named Head Coach at Arkansas: June 21, 2002

PLAYING HISTORY

1982-1984 Atlanta Braves Organization
 1982 MLB Draft: 10th Rd (Braves)
 1982 Arkansas
 1980-1981 McLennan (Texas) CC

COACHING HONORS

2004 SEC Coach of the Year
 2001 Baseball America National Coach of the Year
 2001 BIG 12 Coach of the Year
 2001 ABCA Midwest Region Coach of the Year
 2000 ABCA Midwest Region Coach of the Year
 1997 Southland Coach of the Year
 1995 Southland Coach of the Year
 1994 NCAA Division II Coach of the Year
 1994 ABCA Central Region Coach of the Year

HALL OF FAME

2013 Inducted into Winnetonka HS HOF
 2012 Inducted into Ban Johnson League HOF
 2001 Inducted into Central Missouri State HOF

Now entering his 14th season at the helm of the Arkansas baseball program in 2015-16, head coach Dave Van Horn continues to elevate the Razorbacks to one of the nation's premier teams year in and year out. Over his first 13 seasons, Van Horn has led Arkansas to four College World Series appearances, 13 NCAA Tournament berths, one Southeastern Conference overall title, three SEC Western Division championships and a total of 524 wins, averaging more than 40 wins a season.

The Razorbacks defied all the odds in 2015, rebounding from a 15-15 record on April 4 to win 18 of their final 25 regular season games and surge into postseason play. After going 2-2 in the SEC Tournament, Arkansas became one of five teams in the country to advance to 14 consecutive NCAA Tournaments, claiming the No. 2 seed in the Stillwater Regional hosted by Oklahoma State.

In what is likely Van Horn's best coaching job in his 27-year career, the Razorbacks went 3-0 in the Stillwater Regional and came back home to host the second Super Regional in program history, knocking off Missouri State in three games for the most improbable College World Series appearance in Arkansas' storied history. Van Horn made his sixth trip to Omaha, including his fourth as the Razorback skipper. He currently has more College World Series appearances than any head coach in the SEC.

During the run to Omaha, sophomore outfielder Andrew Benintendi put together arguably the finest season in Razorback history. Benintendi became the first Arkansas player to win the Golden Spikes Award, given annually to the nation's best amateur player. He also won the Dick Howser Trophy and was named Baseball America Player of the Year and Collegiate Baseball Player of the Year as the nation's best collegiate player.

DVH AGAINST 2016 OPPONENTS				
	W/L	Home	Away	Neutral
Alabama	25-19	14-4	9-12	2-3
Auburn	21-18	9-9	12-9	--
Central Michigan	--	--	--	--
Creighton	3-0	2-0	1-0	--
Eastern Illinois	24-1	24-1	--	--
Florida	21-15	10-2	8-10	3-3
Gonzaga	2-3	2-2	--	0-1
Grambling State	3-0	3-0	--	--
Houston	0-1	--	--	0-1
Kentucky	17-10	10-5	7-5	--
Louisiana Monroe	--	--	--	--
Louisiana State (LSU)	16-31	8-13	7-11	1-7
Louisiana Tech	14-2	6-0	5-2	3-0
Memphis	4-1	--	2-0	2-1
Mississippi State	21-20	10-11	10-8	1-1
Mississippi Valley State	8-0	6-0	--	2-0
Missouri	6-0	3-0	3-0	0-0
Missouri State	15-5	9-4	6-1	--
Oklahoma State	4-3	1-3	2-0	1-0
Ole Miss	20-27	8-13	8-10	4-4
Rice	1-0	--	1-0	--
South Carolina	20-15	8-7	9-5	3-3
Texas A&M	8-6	4-2	3-4	1-0
Texas Tech	1-0	--	--	1-0
Western Illinois	4-1	4-1	--	--

VAN HORN'S CAREER NUMBERS

Year	School	Record	Pct.	Conf.	Place	Tourn.	NCAA
1989	Texarkana CC	39-18	.684	NA	NA	NA	--
1990	Texarkana CC	44-14	.759	NA	NA	NA	--
1991	Texarkana CC	45-12	.789	NA	NA	NA	--
1992	Texarkana CC	48-10	.827	NA	1st	NA	--
1993	Texarkana CC	38-18	.678	NA	NA	NA	--
Totals		214-72	.748	--	--	--	--
1994	Central Missouri State	51-11	.823	15-1	1st (Div.)	1st (4-1)	NCAA DII Champs
Totals		51-11	.823	15-1	--	1 (4-1)	--
1995	Northwestern State	37-15	.711	19-5	1st	DNP (0-2)	--
1996	Northwestern State	34-27	.557	14-16	2nd (Div.)	2nd (3-2)	--
1997	Northwestern State	35-23	.603	19-9	1st	DNP (0-2)	--
Totals		106-65	.620	52-30	--	3 (3-6)	--
1998	Nebraska	24-20	.545	10-13	7th	DNQ	DNQ
1999	Nebraska	42-18	.700	16-9	5th	1st (4-0)	NCAA (1-2)
2000	Nebraska	51-17	.750	21-9	2nd	1st (5-1)	NCAA (4-2)
2001	Nebraska	50-16	.758	20-8	1st	1st (4-0)	CWS (5-2)
2002	Nebraska	47-21	.691	16-11	2nd	2nd (3-1)	CWS (5-3)
Totals		214-92	.699	67-39	--	4 (16-2)	4 (15-9)
2003	Arkansas	35-22	.612	14-16	6th West	T-7th (0-2)	NCAA (1-2)
2004	Arkansas	45-24	.652	19-11	T-1st Overall	4th (2-2)	CWS (6-3)
2005	Arkansas	39-22	.636	13-17	T-5th West	T-7th (0-2)	NCAA (2-2)
2006	Arkansas	39-21	.650	18-12	2nd West	T-7th (0-2)	NCAA (1-2)
2007	Arkansas	43-21	.672	18-12	1st West	2nd (3-1)	NCAA (2-2)
2008	Arkansas	34-24	.586	14-15	4th West	DNQ	NCAA (0-2)
2009	Arkansas	41-24	.631	14-15	4th West	4th (2-2)	CWS (7-2)
2010	Arkansas	43-21	.672	18-12	2nd West	T-7th (0-2)	NCAA (3-3)
2011	Arkansas	40-22	.645	15-15	1st West	T-3rd (2-2)	NCAA (2-2)
2012	Arkansas	46-22	.676	16-14	T-2nd West	T-9th (0-2)	CWS (7-3)
2013	Arkansas	39-22	.639	18-11	2nd West	T-3rd (2-1)	NCAA (2-2)
2014	Arkansas	40-25	.615	16-14	4th West	T-3rd (3-2)	NCAA (2-2)
2015	Arkansas	40-25	.615	17-12	3rd West	T-5th (2-2)	CWS (5-3)
Totals		524-295	.639	213-176	--	13 (16-22)	13 (40-28)
Career Totals		1,109-535	.674	347-246	--	39-31 (.557)	55-37 (.595)



1
RICK NOMURA
Sr. • 5-9 • 170 • S/R
INF • Waipahu, Hawaii




3
MICHAEL BERNAL
R-Sr. • 5-11 • 190 • R/R
INF • El Paso, Texas



5
CODY SCROGGINS
Fr. • 6-0 • 175 • R/R
INF • Bentonville,




7
DARIEN SIMMS
R-Fr. • 5-7 • 155 • L/L
OF • Spring, Texas




8
ERIC COLE
Fr. • 5-11 • 180 • S/R
OF • Southlake, Texas



9
CLARK EAGAN
Jr. • 6-1 • 190 • L/R
INF/OF • Appleton, Wis.




10
JOSH ALBERIUS
R-Jr. • 5-11 • 170 • R/R
INF/RHP • Little Rock, Ark.




11
KEATON MCKINNEY
So. • 6-5 • 230 • R/R
RHP • Ankeny, Iowa



13
TY HARRIS
Fr. • 6-1 • 180 • L/L
LHP • Rogers, Ark.




14
DOUG WILLEY
Sr. • 6-2 • 220 • R/R
RHP • Shelburne, N.H.




15
JAKE ARLEDGE
Jr. • 5-9 • 180 • R/R
OF • Huntington Beach, Calif.




16
BLAINE KNIGHT
Fr. • 6-3 • 165 • R/R
RHP • Bryant, Ark.




17
LUKE BONFIELD
So. • 6-2 • 185 • R/R
OF • Skillman, N.J.




18
ANTHONY DAHL
Fr. • 6-4 • 195 • R/R
RHP • Angleton, Texas




19
AUSTIN CATRON
Jr. • 6-1 • 200 • S/R
OF/1B • Stilwell, Okla.




20
CARSON SHADDY
R-So. • 5-10 • 170 • R/R
C/INF/OF • Fayetteville, Ark.



21
KACEY MURPHY
Fr. • 6-0 • 190 • L/L
LHP • Rogers, Ark.




24
CHAD SPANBERGER
So. • 6-2 • 220 • L/R
C/INF/OF • Granite City, Ill.




25
DOMINIC TACCOLINI
Jr. • 6-3 • 230 • R/R
RHP • Sugar Land, Texas



26
JACK BENNINGHOFF
R-Fr. • 5-11 • 190 • R/R
OF • Overland Park, Kan.




27
TUCKER PENNELL
Sr. • 6-2 • 200 • R/R
C • Georgetown, Texas



28
JAMES TEAGUE
Jr. • 6-0 • 185 • R/R
RHP • Bartlesville, Okla.



29
CULLEN GASSAWAY
Jr. • 6-2 • 215 • R/R
INF • Bedford, Texas




30
HUNTER HART
R-So. • 6-0 • 185 • R/R
RHP • St. Joseph, Ill.




32
ZACH JACKSON
Jr. • 6-3 • 195 • R/R
RHP • Berryhill, Okla.




33
GRANT KOCH
Fr. • 6-0 • 195 • R/R
C/OF • Fayetteville, Ark.




34
JAKE REINDL
Fr. • 6-1 • 185 • R/R
RHP • Fayetteville, Ark.



36
CANNON CHADWICK
Jr. • 6-0 • 210 • R/R
RHP • Paris, Texas




37
WESTON ROGERS
Fr. • 6-4 • 215 • L/L
LHP • Springdale, Ark.



38
JORDAN RODRIGUEZ
Jr. • 5-11 • 190 • L/L
LHP • Houston, Texas



44
ALEX GOSSER
Jr. • 6-0 • 215 • L/R
C • N. Little Rock, Ark.



45
KEVIN KOPPS
Fr. • 6-0 • 195 • R/R
RHP • Sugar Land, Texas



46
BARRETT LOSEKE
Fr. • 6-0 • 155 • R/R
RHP • Tulsa, Okla.



47
MICHAEL BRAWNER
Fr. • 6-3 • 185 • L/L
LHP • Victoria, Texas



55
ISAIAH CAMPBELL
Fr. • 6-4 • 230 • R/R
RHP • Olathe, Kan.



2
DAVE VAN HORN
Head Coach
14th Season



22
TONY VITELLO
Assistant Coach
3rd Season



31
DAVE JORN
Assistant Coach
20th Season



35
CHRISTIAN KOWALCHUK
Volunteer Assistant
2nd Season



6
MAX HOGAN
Student Assistant
1st Season



6
CLAY GOODWIN
Dir. of Operations
9th Season

Career Hitting Streaks

Player	Current Streak	Season High	Career High
Michael Bernal	2	6	14
Carson Shaddy	1	10	10
Clark Eagan	4	6	9
Rick Nomura	1	6	7
Cullen Gassaway	1	7	7
Luke Bonfield	2	6	6
Tucker Pennell	0	5	5
Jake Arledge	0	5	5
Chad Spanberger	1	4	4
Alex Gosser	0	0	4
Eric Cole	1	4	4
Austin Catron	0	4	4
Darien Simms	0	2	2
Grant Koch	1	2	2

Career Multi-Hit Games

Player	2013	2014	2015	2016	Total
Clark Eagan	--	11	18	12	41
Michael Bernal	--	12	10	9	31
Rick Nomura	--	--	16	7	23
Carson Shaddy	--	--	5	13	18
Cullen Gassaway	--	--	6	5	11
Chad Spanberger	--	--	6	3	9
Luke Bonfield	--	--	--	6	6
Tucker Pennell	--	--	1	4	5
Eric Cole	--	--	--	5	5
Austin Catron	--	--	--	5	5
Alex Gosser	--	2	2	--	4
Jake Arledge	--	--	--	4	4
Grant Koch	--	--	--	3	3
Darien Simms	--	--	--	1	1
Cody Scroggins	--	--	--	1	1

Career Two-Out RBI

Player	2013	2014	2015	2016	Total
Michael Bernal	--	7	8	17	32
Clark Eagan	--	3	8	9	20
Carson Shaddy	--	--	8	9	17
Chad Spanberger	--	--	11	--	11
Rick Nomura	--	--	5	7	12
Austin Catron	--	--	--	7	7
Luke Bonfield	--	--	--	6	6
Tucker Pennell	--	--	--	5	5
Grant Koch	--	--	--	4	4
Cullen Gassaway	--	--	--	3	3
Jake Arledge	--	--	--	2	2
Eric Cole	--	--	--	2	2
Darien Simms	--	--	--	1	1

Career Multi-RBI Games

Player	2013	2014	2015	2016	Total
Michael Bernal	--	3	5	8	16
Clark Eagan	--	2	7	6	15
Carson Shaddy	--	--	4	7	11
Luke Bonfield	--	--	1	6	7
Rick Nomura	--	--	2	5	7
Cullen Gassaway	--	--	3	3	6
Chad Spanberger	--	--	4	1	5
Austin Catron	--	--	--	5	5
Tucker Pennell	--	--	1	2	3
Jake Arledge	--	--	--	2	2
Josh Alberius	--	1	0	--	1

D1 Baseball Preseason Position Rankings

Second Base
No. 20 Rick Nomura

Shortstop
No. 46 Michael Bernal

Outfield
No. 57 Luke Bonfield
No. 80 Chad Spanberger

Top 100 Freshman Prospects
No. 49 Blaine Knight
No. 77 Eric Cole

Six Former Hogs On MLB Active Rosters

Six former Razorback baseball players are on Major League Baseball opening day rosters as the 2016 season gets underway this week. Logan Forsythe (Tampa Bay Rays), Craig Gentry (Los Angeles Angels of Anaheim), James McCann (Detroit Tigers), Mike Bolsinger (Los Angeles Dodgers), Dallas Keuchel (Houston Astros) and Drew Smyly (Tampa Bay Rays) will open the season on the 25-man roster for their respective clubs.

Forsythe has become one of the Ray's everyday infielders as he begins his sixth season in the big leagues this year, third with Tampa Bay. Logging over 490 games in his career, Forsythe saw the most playing time in his career last season, hitting .281 in 153 games with 33 doubles, 17 home runs and 68 RBI. For his career, Forsythe bats .251 with 35 homers, 151 RBI and 28 stolen bases.

Gentry is set to embark on his eighth year in the majors as 2016 will mark his first season with his new club, the Los Angeles Angels of Anaheim. Coming off two seasons with the Oakland A's after spending five years with the Texas Rangers, Gentry was signed by the Angels as a free agent outfielder back in December. Gentry is a .265 lifetime hitter entering 2016 with four home runs and 80 RBI, but is coming off a less than productive year with the A's where he saw action in just 26 games, notching six hits, two being triples and three RBI.

McCann will most likely be the starting catcher for the Detroit Tigers for 2016 and is set to catch former AL MVP and AL Cy Young Award winner Justin Verlander on Tuesday when the Tigers open their season. McCann enters just his third year in the major leagues, all with the Tigers and is fresh off his best year where he saw 114 games, batting .264 with 31 extra-base hits, seven home runs and 41 RBI. His RBI total was good for seventh-best on the squad.

As for Cy Young Award winners, the most recent AL Cy Young Award winner, Dallas Keuchel begins his fifth pro year with the Houston Astros in 2016. Keuchel was scheduled to be the Opening Day starter Monday against the New York Yankees, but due to rain the game got pushed back to Tuesday. Keuchel became the award's 48th recipient last season after posting a 2.48 ERA with 20 wins and 216 strikeouts to help carry the Astros to their first playoff appearance since 2005. Keuchel was one of just two pitchers in the majors last season to win 20 or more games and had the fifth-lowest ERA.

Bolsinger starts his third major league season in 2016 with the Dodgers, his second year with the

club after spending all of 2014 with the Arizona Diamondbacks. Bolsinger started 21 games last year for Los Angeles, winning six and posting a 3.62 ERA, the ninth-lowest on the team. Bolsinger pitched over 100 innings last year, striking out 98 and holding opponents to a .251 batting average. The McKinney, Texas-native was scheduled to see action in the first week of the season, but was placed on the 15-day disabled list during the final week of spring training.

Finally, Drew Smyly is set to begin his fourth full year in the major leagues, second full year with the Tampa Bay Rays. Smyly has earned his way into the starting rotation and will be on the hill Monday night when the Rays take on the Toronto Blue Jays opposite R.A. Dickey. Smyly only pitched in 12 games last year after injuries kept him on the disabled list for an extended amount of time. Now Smyly is fully healthy and looking to help Tampa Bay make a run in the stacked American League. Smyly has 24 wins as pitcher in his career with a 3.24 career ERA, holding opponents to a .235 average at the plate.

Coming in to pitch...Cody Scroggins?

- True freshman Cody Scroggins is redefining the word utility player. Having already played three infield positions this year, the Bentonville-native even pitched last week against Missouri.
- Scroggins, who not only pitched back in high school at Bentonville High, just north of Fayetteville, he also played football and was the 10th-highest rated baseball recruit out of the state of Arkansas.
- This season, Scroggins has played third base, shortstop, second base and came in as a reliever Sunday vs. Missouri. In that outing, he faced three batters and got three outs, throwing only seven pitches.
- At the plate, he's batting .231 with three hits, two RBI, two runs scored and two stolen bases.

Van Horn by the Numbers

- Dave Van Horn made his sixth career appearance in the College World Series during the 2015 season, more than any other head coach in the SEC.
- In his 13 seasons at Arkansas, Van Horn has led the Razorbacks to four College World Series appearances, five Super Regionals and 13 NCAA Tournament berths.
- The skipper eclipsed the 500-win mark at Arkansas on April 5 against Auburn and has a total of 542 wins, averaging more than 40 wins per season.

Razorback Record Rundown	
Total	20-9
Conference	4-5
Non-Conf	16-4
Home	16-5
Away	1-4
Neutral	3-0
Day	14-6
Night	6-3
vs Left	4-2
vs Right	16-7
1-Run games	6-2
2-Run games	1-2
5+Run games	9-2
Extra inns	1-1
Shutouts	2-0
Scoring 0-2 runs	0-3
Scoring 3-5 runs	9-2
Scoring 6-9 runs	4-3
Scoring 10+ runs	7-1
Opponent 0-2 runs	10-0
Opponent 3-5 runs	7-2
Opponent 6-9 runs	3-3
Opponent 10+ runs	0-4
Scored in 1st inning	9-3
Scores first	12-3
Opp. scores first	8-6
After 6 leading	15-2
After 6 trailing	2-6
After 6 tied	3-1
After 7 leading	16-1
After 7 trailing	0-8
After 7 tied	4-0
After 8 leading	17-0
After 8 trailing	0-9
After 8 tied	2-0
Hit 0 home runs	9-4
Hit 1 home run	4-3
Hit 2+ home runs	7-2
Opponent 0 home runs	13-2
Opponent 1 home run	5-7
Opponent 2+ HRs	2-0
Made 0 errors	11-3
Made 1 error	5-5
Made 2+ errors	4-1
Opp. made 0 errors	1-4
Opp. made 1 error	8-3
Opp. made 2+ errors	11-2
Out-hit opponent	15-0
Out-hit by opponent	2-7
Hits are tied	3-2

Speedy Simms Making An Impact Off Bench

• Redshirt freshman Darien Simms made his second career start in the finale against South Carolina.

• The speedy Simms hit in the lead-off spot, going 1-for-4 with one run scored and one walk. His lone hit being on a perfect bunt down the third base line.

• Simms has five hits on the year in 20 at-bats (.250) and also has three stolen bases, tied for second-best on the team.

• Simms has been hitless since the South Carolina series, but did provide an RBI in a pinch hit role on Sunday against Missouri.

Tacolini and Jackson - 1-2 Punch

• Arkansas pitchers Dominic Tacolini and Zach Jackson combined for one of the best performances on the mound this season when the two hurlers combined for a season-high 14 strikeouts against Western Illinois.

• Tacolini turned in his second seven inning outing of the year, striking out nine (tying career-high) and had a no-hitter through the sixth inning.

• Jackson struck out five batters in his own right over the game's final three innings.

Loseke Making Case For Starting Role

• Freshman Barrett Loseke was given the opportunity for his first career start in the series finale against Western Illinois.

• Loseke didn't disappoint going a season-long four innings, while only giving up one hit with no runs.

• He made his second-career start in game two of the South Carolina series and still had a solid outing, going four innings with only three hits given up and two earned runs with three strikeouts.

• For the third-straight weekend, Loseke started, this time on Sunday against Auburn. Even though he only made it 2.2 innings, Loseke still only gave up four hits with one run, one walk and two strikeouts.

• Loseke now has the fourth-highest innings pitched total (20.2) out of any pitcher that has started at least one game this season. Only Dominic Tacolini (34.0) and Keaton McKinney (29.2) have totaled more innings that Loseke this season.

Tucker Pennell Has a Cannon For An Arm

• Senior catcher Tucker Pennell has been showing off his arm lately from behind the plate, mostly because opposing teams keep trying to steal on him.

• Pennell currently leads the SEC in caught stolen bases (14) after picked up two last week against Missouri.

The Flyin' Hawaiian - Rick Nomura

• Senior infielder Rick Nomura seemed to break out of his hitting slump as he hit his second home run of the season in Arkansas' 9-3 win over the Leathernecks to secure the series win. Nomura went 4-for-5 in the game, a career-high in hits and scored three runs, while driving in two.

• Nomura hit his third home run vs. Grambling State, part of a 3-for-4 day with a career-high four runs scored.

• Nomura wasn't a slouch in the SEC series-opening weekend either against South Carolina as he had three hits in 12 at-bats (.250), two of this hits being for extra-bases and two runs scored.

• Since the weekend at South Carolina, Nomura has four multi-hit games, including a 5-for-12 (.417) series against Auburn with three RBI and four runs scored.

Power Up! Hog Offense Doesn't Slack

• The Razorback offense has been putting up some big numbers heading into the fourth weekend of SEC play. Batting .289 as a team with 210 runs, 52 doubles, seven triples, 31 home runs and 184 RBI.

• The home run total is still highest in the SEC leading second-place Kentucky (29) and third-place Florida (27).

• In seven games this season, Arkansas has scored 10 runs or more including its most recent 14-run outing in game two of its series against Auburn. Twice the Hogs have eclipsed the 20-run mark, both vs. Mississippi Valley State.

• 10 different players have hit at least one home runs this season, which is the most out of any team in the SEC and ranks among the top five in the nation.

Carson Shaddy Breaks Out the Bat

• Against Grambling State, sophomore third baseman Carson Shaddy did something that a Razorback hadn't done since 2010, tally six RBI in a single-game.

• Not since 2010 with Zack Cox and Brett Eibner had a Razorback had six or more RBI in a game. Eibner's came in an NCAA Regional game against the same Grambling State team. Eibner finished with three home runs and seven RBI.

• Shaddy went 3-for-3 with two doubles, two runs scored and six RBI against the Tigers, setting a new career-high for doubles and RBI in a single-game.

• The Fayetteville-native had notched an RBI in five-straight games before putting up six against Grambling State. The two doubles were also his first two-baggers of the season.

• Even with the three losses to South Carolina, Shaddy went 8-for-17 (.471) over the five-game stretch with four doubles and 11 RBI.

Bonfield Continues To Crush

• Sophomore Luke Bonfield has been on a mission at the plate since the second game of the Western Illinois series. Over his last 10 games, Bonfield has been hitting .267 (8-for-30) with five RBI, two home runs and six runs scored

along with six walks.

- Bonfield has been hot and cold with the bat since the start of the season. He went 5-for-12 (.417) through his first three starts this season, highlighted by a 3-for-5 day with 5 RBI vs. Mississippi Valley State (2/23).

- Over the next six games, Bonfield struggled to get any momentum, notching only two hits and no RBI, including going 0-for-4 in the series opener against Western Illinois.

- Now, Bonfield has upped his average to .333, good for second on the team behind Shaddy and his five doubles are good for the third-highest on the team.

- His three RBIs vs. Western Illinois tied his season-high and were the only three run Arkansas scored in the shutout.

- Against Auburn, Bonfield went 3-for-10 (.300) with three runs scored and two RBI, which came off his second home run of the year.

Spanberger Don't Like Singles – #Berger-Bomb

- There's no question when one looks at Chad Spanberger that he can hit it a long way.

- The slugger has started 13 games this season and while he has 11 hits, six have been for extra bases.

- Spanberger hit his first career home run back during the Eastern Illinois series; a pinch-hit bomb that sent the game to extra-innings.

- The four RBI set a new career-high for Spanberger as he drove in four of Arkansas' nine runs that day.

- Against South Carolina, Spanberger tied a career-high two hits in the final game of the series, including one double and one walk.

- Now becoming a mainstay in the Arkansas lineup, Spanberger has been starting in right field and picked up his third home run of the year in game two against Auburn.

Seeing Double – Arkansas and Double Plays

- Arkansas' infield has been one of the best in the nation so far this year and the numbers don't lie. 28 double plays have been turned by the Hogs through the season's first 28 games, that's averaging right at one double play a game.

- The Hogs turned two double plays against Oklahoma State and in game two against Missouri marking the fifth and sixth games this year that Arkansas has turned more than one double play in a game.

- The season-high three double plays came on the final day of the Houston College Classic when the Razorbacks defeated Texas A&M at Minute Maid Park, 10-6.

- The 28 double plays ranks second in the league behind Tennessee (33).

Scouting Ole Miss

- Ole Miss enters the weekend with a 22-7 record overall and are 3-6 in the SEC, just a game behind the Razorbacks in the SEC West.

- Offensively, the Rebels are led by Michael Fitzsimmons, who is hitting .390 this season. Also, Henry Lartigue is batting .337 ahead of this weekend's series with two home runs and 12 RBI.

- Pitching-wise, Brady Bramlett leads all Ole Miss starters with seven starts in seven appearances. He's thrown over 36 innings and allowed just 12 earned runs.

- The Rebels are coming off a 6-2 midweek win over Southern Miss on Tuesday, but lost its last SEC series, 2-1, with Mississippi State. Ole Miss did salvage the Sunday game, winning 8-5, over the fifth-ranked Bulldogs.

Michael Bernal Turns In Career Week

- Nobody on the Razorback roster probably had a better week than Michael Bernal had against Mississippi Valley State and the field at the Houston College Classic. Bernal hit an even .400 with four home runs and 11 RBI, three home runs at Minute Maid Park.

- Bernal had a career performance against No. 9 Houston, going 2-for-4 with five RBI and two home runs. The home run and RBI total were both single-game career-highs.

- With his two home run game, Bernal became only the third Razorback since 2014 to hit two home runs in a game. Teammate Carson Shaddy hit two against Mississippi Valley State last week and Andrew Benintendi had two separate games where he hit two home runs in 2015.

- Currently hitting .258 on the year, Bernal is has 17 hits, four home runs, 18 RBI and is slugging .515.

- Bernal's work didn't go unnoticed either as he was named SEC Co-Player of the Week, the Houston Shriners College Classic Most Outstanding Player and Collegiate Baseball's National Team of the Week.

Quick Hits

- The Razorbacks have won 40 or more games in six of the last seven seasons.

- Arkansas is the only team in the SEC to advance

to each of the last 14 NCAA Regionals, and head coach Dave Van Horn is the only current head coach in the league to make six appearances in the College World Series.

- Arkansas had four players selected in the 2015 MLB Draft, as Andrew Benintendi went seventh overall to the Boston Red Sox, Trey Killian went in the ninth round to the Colorado Rockies, Bobby Wernes went in the 30th round to the Houston Astros and Tyler Spoon went in the 35th round to the Boston Red Sox. The Razorbacks have had 21 players drafted in the last three years.

The Road To Omaha

- The Razorbacks are one of just five teams in the nation to advance to the NCAA Tournament each of the last 14 years. Arkansas is joined by Cal State Fullerton, Florida State, Miami (Fla.) and Rice as the only programs to accomplish the feat.

- The Razorbacks are one of 10 teams in the country to advance to at least three of the last seven College World Series, joining Florida, LSU, North Carolina, South Carolina, TCU, Texas, UCLA, Vanderbilt and Virginia.



STARTING PITCHER PROFILES

28 JAMES TEAGUE

JR RHP

**2016 (Junior)**

Has made nine appearances this season with no starts...Gave up just a single earned run through his first five appearances this season...Hurled a season-high four strikeouts in two innings of work against Houston (2/27) at the Houston College Classic at Minute Maid Park...Picked up first victory of the year against Houston, allowing just one hit and one walk over those two innings...Picked up second win against Eastern Illinois (3/6) after a two inning, no hit, two strikeout performance...Walked a season-high four against Auburn (3/25) in two and two-thirds innings, but only gave up two hits with no runs scoring.

2015 (Sophomore)

Made 23 appearances with 10 starts and posted a 6-4 record and 3.36 earned run average ; Finished second on the team with six wins ; Tallied 49 strikeouts in 59.9 innings of work ; Recorded his first win of the year against Memphis (March 25) in 5.0 innings of work ; Worked a season-long 7.0 innings against Stephen F. Austin (April 14), allowing one earned run and adding four strikeouts ; Did not allow an earned run in five of his final seven appearances ; Earned the win in relief against St. John's in the NCAA Stillwater Regional Championship game, tossing 1.2 innings and not allowing a hit ; Worked in both NCAA Fayetteville Super Regional wins, including 4.0 innings without allowing a run in the clinching victory.

CAREER HIGHS

INNINGS: 7.0 vs. Stephen F. Austin (4/14/15)

HITS ALLOWED: 7 vs. LSU (3/20/15)

RUNS ALLOWED: 6 vs. LSU (5/21/15)

EARNED RUNS ALLOWED: 4, 2x, last at #12 South Carolina (3/19/16)

STRIKEOUTS: 6 vs. Miss. Valley State (4/8/15)

WALKS: 4, 3x, last at #12 South Carolina (3/19/16)

PITCHES: 86 vs. Stephen F. Austin (4/14/15)

CAREER STATISTICS

Year	ERA	W-L	App-GS	IP	H	R	ER	BB	SO	B/Avg
2014	4.86	1-0	8-1	16.2	14	9	9	5	11	.230
2015	3.36	6-4	23-10	59.0	55	28	22	33	49	.259
2016	3.12	2-2	9-0	17.1	10	6	6	11	20	.175
TOTAL	3.58	9-6	40-11	93.0	79	43	37	49	80	.239

32 ZACH JACKSON

JR RHP

**2016 (Junior)**

Has made 11 appearances this season with no starts...Recorded first save of season against Central Michigan (2/20), going 1.2 innings with just one hit given up and one earned run with four strikeouts...Pulled in the three-inning save vs. No. 23 Rice (2/26) at the Houston College Classic...Gave up just one hit to the Owls with four strikeouts...Tallied five strikeouts against Western Illinois over three innings...Picked up the win in the same game after Arkansas won in walk-off fashion...Allowed a career-high five walks to No. 12 South Carolina (3/20)...Notched a season-high seven strikeouts against Missouri (4/3), just one off his career-high...Pitched four innings in that game with four hits given up.

2015 (Sophomore)

Made 27 appearances on the mound during the 2015 season, posting a 5-1 record with nine saves and a 2.10 earned run average ; Named First Team All-SEC (Coaches) as a relief pitcher ; Recorded 89 strikeouts in 60.0 innings of work and tallied a strikeout in 26 of his 27 appearances on the year ; Made three starts and 24 relief appearances and never allowed more than two earned runs in a single outing ; Allowed just two earned runs over his final 12 outings and 20.2 innings of the year ; Named to the Stillwater Regional All-Tournament Team after appearing in all three games, picking up two saves and allowing just one hit, while striking out 10 of the 12 outs he recorded ; Sent Arkansas to the College World Series with 3.2 innings of one-hit ball in the decisive Super Regional game against Missouri State, setting down 11 consecutive batters and adding six strikeouts ; Recorded a season-high eight strikeouts in his first appearance of the year against North Dakota (Feb. 14) ; Lasted a season-long 5.1 innings and allowed just one hit with five strikeouts against Loyola Marymount (March 6) ; Selected to play for the USA Collegiate National Team following the season.

CAREER HIGHS

INNINGS: 5.1 vs. Loyola-Marymount (3/5/15)

HITS ALLOWED: 6 vs. Mississippi State (4/24/15)

RUNS ALLOWED: 6 at Virginia (6/1/14)

EARNED RUNS ALLOWED: 4, 3x, last at #12 South Carolina (3/20/16)

STRIKEOUTS: 8 vs. North Dakota (2/14/15)

WALKS: 5, 3x, last at #12 South Carolina (3/20/15)

PITCHES: 90 at Vanderbilt (3/14/15)

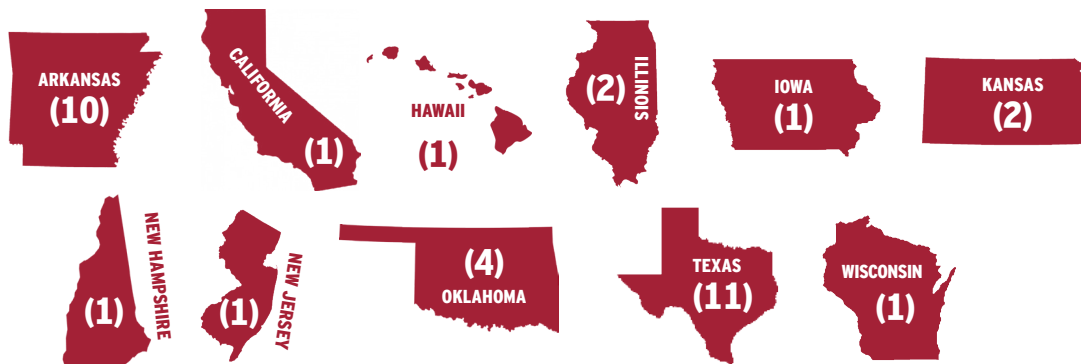
CAREER STATISTICS

Year	ERA	W-L	App-GS	IP	H	R	ER	BB	SO	B/Avg
2014	2.53	2-3	24-2	42.2	28	17	12	21	42	.184
2015	2.10	5-1	27-3	60.0	43	18	14	38	89	.196
2016	3.68	2-2	11-0	22.0	19	12	9	18	27	.235
TOTAL	2.53	9-6	62-5	124.2	90	47	35	77	158.199	

Roster Breakdown

ALPHABETICAL			BY CLASS			BY POSITION		
No.	Name	Pos.	No.	Name	Cl.	No.	Name	Pos.
10	Josh Alberius	INF/RHP	47	Michael Brawner (13)	Fr.	44	Alex Gosser (4)	C
15	Jake Arledge	OF	55	Isaiah Campbell	Fr.	33	Grant Koch	C
26	Jack Benninghoff	OF	8	Eric Cole	Fr.	27	Tucker Pennell	C
3	Michael Bernal	INF	18	Anthony Dahl	Fr.	20	Carson Shaddy	C/INF/OF
17	Luke Bonfield	OF	13	Ty Harris	Fr.	3	Michael Bernal (8)	INF
47	Michael Brawner	LHP	16	Blaine Knight	Fr.	10	Josh Alberius	INF/RHP
55	Isaiah Campbell	RHP	33	Grant Koch	Fr.	9	Clark Eagan	INF/OF
19	Austin Catron	OF/1B	45	Kevin Kopps	Fr.	29	Cullen Gassaway	INF
36	Cannon Chadwick	RHP	46	Barrett Loseke	Fr.	1	Rick Nomura	INF
8	Eric Cole	OF	21	Kacey Murphy	Fr.	5	Cody Scroggins	INF
18	Anthony Dahl	RHP	34	Jake Reindl	Fr.	24	Chad Spanberger	INF/OF
9	Clark Eagan	INF/OF	37	Weston Rogers	Fr.	20	Carson Shaddy	C/INF/OF
29	Cullen Gassaway	INF	5	Cody Scroggins	Fr.	15	Jake Arledge (8)	OF
44	Alex Gosser	C	4	Drew Tyler	Fr.	26	Jack Benninghoff	OF
13	Ty Harris	LHP	26	Jack Benninghoff (2)	R-Fr.	17	Luke Bonfield	OF
30	Hunter Hart	RHP	7	Darien Simms	R-Fr.	19	Austin Catron	OF/1B
32	Zach Jackson	RHP	17	Luke Bonfield (4)	So.	8	Eric Cole	OF
16	Blaine Knight	RHP	30	Hunter Hart	So.	20	Carson Shaddy	C/INF/OF
33	Grant Koch	C	11	Keaton McKinney	So.	24	Chad Spanberger	INF/OF
45	Kevin Kopps	RHP	24	Chad Spanberger	So.	7	Darien Simms	OF
46	Barrett Loseke	RHP	20	Carson Shaddy (1)	R-So.	47	Michael Brawner (5)	LHP
11	Keaton McKinney	RHP	15	Jake Arledge (9)	Jr.	13	Ty Harris	LHP
21	Kacey Murphy	LHP	19	Austin Catron	Jr.	21	Kacey Murphy	LHP
1	Rick Nomura	INF	36	Cannon Chadwick	Jr.	38	Jordan Rodriguez	LHP
27	Tucker Pennell	C	9	Clark Eagan	Jr.	37	Weston Rogers	LHP
34	Jake Reindl	RHP	44	Alex Gosser	Jr.	10	Josh Alberius (14)	RHP
38	Jordan Rodriguez	LHP	32	Zach Jackson	Jr.	55	Isaiah Campbell	RHP
37	Weston Rogers	LHP	38	Jordan Rodriguez	Jr.	36	Cannon Chadwick	RHP
5	Cody Scroggins	INF	25	Dominic Taccolini	Jr.	18	Anthony Dahl	RHP
20	Carson Shaddy	C/INF/OF	28	James Teague	Jr.	30	Hunter Hart	RHP
7	Darien Simms	OF	10	Josh Alberius (1)	R-Jr.	32	Zach Jackson	RHP
24	Chad Spanberger	INF/OF	29	Cullen Gassaway (4)	Sr.	16	Blaine Knight	RHP
25	Dominic Taccolini	RHP	1	Rick Nomura	Sr.	45	Kevin Kopps	RHP
28	James Teague	RHP	27	Tucker Pennell	Sr.	46	Barrett Loseke	RHP
14	Doug Willey	RHP	14	Doug Willey	Sr.	11	Keaton McKinney	RHP
			3	Michael Bernal (1)	R-Sr.	34	Jake Reindl	RHP
						25	Dominic Taccolini	RHP
						28	James Teague	RHP
						14	Doug Willey	RHP

PLAYERS BY STATE



2016 Numerical Roster

No.	Player	Pos.	B/T	Yr.	Ht.	Wt.	Hometown/Previous School
1	Rick Nomura	INF	S/R	Sr	5-9	175	Waipahu, Hawaii / Alvin Community College
3	Michael Bernal	INF	R/R	R-Sr	5-11	190	El Paso, Tex. / New Mexico JC
5	Cody Scroggins	INF	R/R	Fr	6-0	175	Bentonville, Ark. / Bentonville HS
7	Darien Simms	OF	L/L	R-Fr	5-7	165	Spring, Texas / Northland Christian HS
8	Eric Cole	OF	S/R	Fr	5-11	190	Southlake, Texas / Southlake Carroll HS
9	Clark Eagan	INF/OF	L/R	Jr	6-2	200	Appleton, Wis. / Appleton North HS
10	Josh Alberius	INF/RHP	R/R	R-Jr	5-11	170	Little Rock, Ark. / Little Rock Christian Academy
11	Keaton McKinney	RHP	R/R	So	6-5	230	Ankeny, Iowa / Centennial HS
13	Ty Harris	LHP	L/L	Fr	6-1	180	Rogers, Ark. / Rogers Heritage HS
14	Doug Willey	RHP	R/R	Sr	6-2	220	Shelburne, N.H. / Franklin Pierce Univ.
15	Jake Arledge	OF	R/R	Jr	5-9	180	Huntington Beach, Calif. / Panola JC
16	Blaine Knight	RHP	R/R	Fr	6-3	165	Bryant, Ark. / Bryant HS
17	Luke Bonfield	OF	R/R	So	6-3	200	Skillman, N.J. / IMG Academy
18	Anthony Dahl	RHP	R/R	Fr	6-4	195	Angleton, Texas / Brazoswood HS
19	Austin Catron	OF/1B	S/L	Jr	6-1	210	Stilwell, Okla. / Connors State College
20	Carson Shaddy	3B/C/OF	R/R	R-So	5-11	185	Fayetteville, Ark. / Fayetteville HS
21	Kacey Murphy	LHP	L/L	Fr	6-0	190	Rogers, Ark. / Rogers Heritage HS
24	Chad Spanberger	INF/OF	L/R	So	6-3	235	Granite City, Ill. / Granite City HS
25	Dominic Taccolini	RHP	R/R	Jr	6-3	230	Sugar Land, Texas / Kempner HS
26	Jack Benninghoff	OF	R/R	R-Fr	5-11	200	Overland Park, Kan. / Rockhurst HS
27	Tucker Pennell	C	R/R	Sr	6-2	200	Georgetown, Texas / Temple Junior College
28	James Teague	RHP	R/R	Jr	6-0	195	Bartlesville, Okla. / Bartlesville HS
29	Cullen Gassaway	INF	R/R	Sr	6-2	220	Bedford, Texas / Blinn Junior College
30	Hunter Hart	RHP	R/R	So	6-3	190	St. Joseph, Ill. / Kaskaskia JC
32	Zach Jackson	RHP	R/R	Jr	6-4	215	Berryhill, Okla. / Berryhill HS
33	Grant Koch	C	R/R	Fr	6-0	195	Fayetteville, Ark. / Fayetteville HS
34	Jake Reindl	RHP	R/R	Fr	6-1	190	Fayetteville Ark. / Shiloh Christian
36	Cannon Chadwick	RHP	R/R	Jr	6-0	195	Paris, Texas / Paris Junior College
37	Weston Rogers	LHP	L/L	Fr	6-4	215	Springdale, Ark. / Har-Ber HS
38	Jordan Rodriguez	LHP	L/L	Jr	5-11	190	Houston, Texas / Alvin CC
44	Alex Gosser	C	L/R	Jr	6-0	215	North Little Rock, Ark / North Little Rock HS
45	Kevin Kopps	RHP	R/R	Fr	6-0	195	Sugar Land, Texas / George Ranch HS
46	Barrett Loseke	RHP	R/R	Fr	6-0	170	Tulsa, Okla. / Jenks HS
47	Michael Brawner	LHP	L/L	Fr	6-3	200	Victoria, Texas / St. Joseph HS
55	Isaiah Campbell	RHP	R/R	Fr	6-4	230	Olathe, Kan. / Olathe South HS

Coaches and Support Staff

Head Coach:	2 Dave Van Horn, 14th Season (Arkansas, 1988)
Assistant Coach:	22 Tony Vitello, 3rd Season (Missouri, 2002)
Assistant Coach:	31 Dave Jorn, 20th Season (SE Missouri State, 1981)
Volunteer Assistant Coach:	35 Christian Kowalchuk, 2nd Season (Arkansas, 2011)
Student Asst. Coaches:	6 Max Hogan, 1st Season
Director of Operations:	Clay Goodwin, 9th Season (Arkansas, 2005)
Athletic Trainer:	Corey Wood
Strength & Conditioning	Mike Strouhal
Managers:	Jordan Larkan, Michael McCann, Hayden Sutton

Pronunciation Guide

Josh Alberius	al-BEER-ee-us
Grant Koch	Cook
Rick Nomura	NO-mura
Tucker Pennell	PEN-el
Carson Shaddy	shad-EE
Dominic Taccolini	Dom-i-nick Tac-O-Lee-nee
Tony Vitello	VIE-tell-oh

Quick Facts

GENERAL INFORMATION
 Location: Fayetteville, Arkansas
 Founded: 1871
 Enrollment: 26,754
 Nickname: Razorbacks
 School Colors: Cardinal (PMS 202) and White
 Conference: Southeastern (Western Division)
 Chancellor: Dr. Joseph E. Steinmetz (C. Michigan, 1977)
 System President: Dr. Donald R. Bobbitt (Arkansas, 1980)
 Athletic Director: Jeff Long (Ohio Wesleyan, 1982)
 Faculty Athletic Rep.: Dr. Sharon Hunt (Arkansas, 1973)

BAUM STADIUM
 Home Facility: Baum Stadium at George Cole Field
 Capacity: 10,737 (8,237 Chairbacks)
 Largest Crowd: 11,742 vs. Auburn (April 26, 2014)
 Stadium Opening: April 13, 1996
 Dedication: May 3, 1996
 Field Dimension: LL - 320, LC - 375, CF - 400, RC - 365, RL - 320
 Surface: Grass

COACHING STAFF
 Head Coach: Dave Van Horn (Arkansas, 1988)
 Record at Arkansas: 524-295 (14th season)
 Overall Division I Record: 844-452 (22nd season)
 Overall as a Head Coach: 1,109-535 (27th season)
 Van Horn's DI Postseason App. (Total/at UA): 17/13
 Van Horn's College World Series Appearances: 6
 (Neb: 2001, 2002; Ark: 2004, 2009, 2012, 2015)
 Assistant Coach/Recruiting Coord.: Tony Vitello (Missouri, 2002)
 Pitching Coach: Dave Jorn (SE Missouri St., 1981)
 Volunteer Assist. Coach: Christian Kowalchuk (Arkansas, 2011)
 Student Asst. Coaches: Tim Carver, Jake Wise
 Dir. of Baseball Operations: Clay Goodwin (Arkansas, 2005)
 Athletic Trainer: Corey Wood (East Carolina, 2008)
 Strength & Conditioning: Mike Strouhal
 Managers: Jordan Larkan
 Michael McCann

HISTORY
 First Year of Arkansas Baseball: 1897
 Years of Varsity Baseball at Arkansas: 92
 (1897, 1901-03, 05, 08-16, 19-20, 22-29, 47-15)
 All-Time Program Record: 2,077-1,315-6 (.611)
 All-Time Conference Record/Years: SEC: 354-337 (.506)/23
 SWC: 264-205 (.563)/24
 Combined: 619-539 (.531)/47
 Conference Titles/Years: SEC Overall: 2/1999, 2004
 SEC Western Division: 4/1999, 2004, 2007, 2011
 SWC: 2/1989, 1990
 Conference Tournament Record/Years: SEC: 28-37 (.420)/21
 SWC: 18-25 (.419)/14
 Combined: 46-62 (.423)/35
 Conference Tournament Titles/Years: SEC: None
 SWC: 1/1985
 NCAA Postseason Appearances: 28
 (1973, 79-80, 83, 85-90, 95-96, 98-99, 2002-15)
 NCAA Postseason Record: 71-61 (.537)
 College World Series Appearances: 8
 (1979, 1985, 1987, 1989, 2004, 2009, 2012, 2015)
 College World Series Record: 11-16 (.407)
 NCAA Super Regional Appearances: 6
 (2002, 2004, 2009, 2010, 2012, 2015)
 NCAA Super Regional Record: 9-6 (.600)
 NCAA Regional Appearances: 28
 NCAA Regional Record: 51-39 (.566)
 Overall NCAA Regional Hosts: 5 (1999, 2004, 2006, 2007, 2010)
 Overall NCAA Super Regional Hosts: 2 (2004, 2015)
 Best NCAA Finish: 1979 National Runner-up

GAME CREDENTIALS

Members of the media should contact John Thomas to request individual game credentials for Razorback baseball home games. Credential requests should be made no later than noon (CT) the day before the scheduled contest and should be directed by e-mail to John Thomas. Credential requests for away games should be made to the communications contact of the home team. Only fully accredited personnel directly involved in the coverage of the game will be admitted. Credentials are non-transferable.

INTERVIEW POLICY

Please direct all requests for interviews with coaches and players to John Thomas. For home SEC weekends, Coach Dave Van Horn will hold his weekly press conference on Thursday with players and assistant coaches available prior to Thursday's practice. On road SEC weekends, Coach Van Horn will hold his weekly press conference on Wednesday with players and assistant coaches available prior to Wednesday's practice. Players are not available for interviews on gamedays, except for post-game interviews. Post-game press conferences are held in the indoor batting cages located down the third base line. Coach Van Horn will address the media first, followed by the two or three most requested Razorback players. In the event of a doubleheader, the only Arkansas player available between games for interviews is the starting pitcher of game one. The Arkansas clubhouse is off limits to the media at all times.

E-MAIL UPDATES

Members of the media may request to be added to the Arkansas communications baseball e-mail group. Subscribers will receive game notes, game stories and other information. To subscribe, send a request to John Thomas. Please identify yourself and your organization in your request as this service is only available to members of the media.

GAMEDAY MEDIA SERVICES

The Arkansas communications staff provides scorecards, rosters, updated statistics and results for each team in the Baum Stadium press box prior to home games. Box scores, play-by-play and any postgame notes are disseminated approximately 10 minutes after the conclusion of the game. An Associated Press-style game story is also produced by the communications office. Members of the media may request these stories be sent to their organization via e-mail by contacting a member of the communications office.

RAZORBACK SPORTS NETWORK

For the 24th consecutive season, every pitch of the Arkansas baseball season can be heard on the Razorback Sports Network from IMG College. The network spans the state of Arkansas and can also be heard in neighboring states as well as across the globe via the internet. The Razorback Baseball Radio Network is one of the largest collegiate baseball radio networks in the nation. With more than 20 affiliates, Razorback baseball games are never more than a dial away no matter where an Arkansas fan resides.

PHOTOGRAPHERS

No cameras are allowed on the Baum Stadium playing surface during games. Photographers are encouraged to use the photo wells at the end of each dugout and behind home plate.

RADIO AFFILIATES FROM IMG

Arkadelphia	KYXK-FM	106.9
Conway	KASR-FM	92.7
Crossett	KAGH-FM	104.9
El Dorado	KELD-FM	106.5
Fayetteville	KQSM-FM	92.1
Forrest City	KXJK-AM	950
Fort Smith	KHGG-FM	103.1
Fort Smith	KHGG-AM	1580
Glenwood	KWXI-FM	98.9
Glenwood	KWXI-AM	670
Helena	KFFA-AM	1360
Helena	KFFA-FM	103.1
Hope	KXAR-AM (SEC Games)	1490
Little Rock	KABZ-FM	103.7
Marshall	KBCN-FM	104.3
Mena	KTTG-FM	96.3
Prescott	KTPA-AM (SEC Games)	1370
Rogers	KURM-AM	790
Rogers	KURM-FM	100.3
Russellville	KARV-AM	610
Russellville	KARV-FM	101.3
Stuttgart	KWAK-FM	105.5
Texarkana, Texas	KKTK-AM	1400

**MLB BOUND**

Arkansas has had 21 players drafted in the last three seasons, good for a tie for third-most in the nation over that span. The Razorbacks had a program record 11 players selected in the 2013 MLB Draft to lead the country.

FLORIDA	22
LSU	22
RAZORBACKS	21
OKLAHOMA	21
FLORIDA STATE	20
TCU	20
VANDERBILT	20
LOUISVILLE	19
OREGON STATE	19
STANFORD	19
UCLA	19
ARIZONA STATE	19

OMAHA BOUND

Dave Van Horn has made more CWS appearances than any current head coach in the SEC.

Dave Van Horn (ARK)	1	2	3	4	5	6
Paul Mainieri (LSU)	1	2	3	4	5	
Kevin O'Sullivan (FLA)	1	2	3	4		
Tim Corbin (VU)	1	2	3			
Dave Serrano (UT)	1	2				
Scott Stricklin (UGA)	1					
Mike Bianco (UM)	1					
John Cohen (MSU)	1					
Chad Holbrook (SC)	1					

PRESEASON PROPS

<<<< ZACH JACKSON

Golden Spikes Award Watch List
NCBWA Stopper of the Year Watch List
Louisville Slugger All-America first team
NCBWA All-America first team
Perfect Game All-America first team
All-SEC first team

CLARK EAGAN
All-SEC second team

RICK NOMURA
All-SEC second team

**The Baum Way**

- Arkansas finished No. 2 in the country in average attendance for the third straight year with 8,290 fans per game in 2015. The Razorbacks posted school records in actual attendance and tickets sold for a single game.
- The actual crowd of 12,167 against Missouri State on June 6 was the largest crowd in Baum Stadium history. The 12,167 fans also marked the third largest Super Regional crowd in NCAA history.
- After setting the Baum Stadium attendance record in game one of the Fayetteville Super Regional with 11,869, Razorback fans followed suit Saturday, breaking the record in less than 24 hours with 12,167 on hand. In the Fayetteville Super Regional, three of the top four attendance marks at the eight Super Regional sites were all at Baum Stadium, totaling 35,730 over the three games. Game 1: 11,869 | Game 2: 12,167 | Game 3: 11,694
- The three NCAA Fayetteville Super Regional crowds marked the three largest crowds in Baum Stadium history.
- Arkansas was home to three of the top four postseason crowds in 2015 during Regionals and Super Regionals.
- The 12,589 tickets sold against Mississippi State on April 25 marked the 14th largest on-campus crowd in NCAA history.

Shriners Hospitals for Children College Classic

All three of Arkansas' games against No. 20 Rice, No. 12 Houston and No. 25 Texas Tech at the Shriners Hospitals for Children College Classic held at Minute Maid Park in Houston next weekend can be seen on national TV. All three of Arkansas' games will be live nationally on MLB Network, but blacked out in Arkansas, Oklahoma, Texas, Louisiana and New Mexico. The games will be broadcast in those aforementioned states on Cox Sports or Root Sports Southwest found on AT&T U-Verse (Ch. 758 and Ch. 1758) and DirecTV (Ch. 674).

#BennyBaseball - 2015 NATIONAL PLAYER OF THE YEAR**Awards and Accolades**

- Golden Spikes Award
- Dick Howser Trophy
- Southeastern Conference Player of the Year
- Collegiate Baseball National Player of the Year
- Baseball America National Player of the Year

#BennyBaseball Breakdown

- Was the first SEC Player of the Year in program history.
- Was the first National Player of the Year in program history.
- Was the first Golden Spikes Award and Dick Howser Trophy winner in program history.
- Was the first Razorback to win a major SEC award since Nick Schmidt won Pitcher of the Year in 2006.
- Is the first player in school history with at least 15 home runs and 20 stolen bases in a season.
- Was the first NCAA Division I player in seven years to hit 20-plus home runs and steal 20-plus bases.
- Was the first player in SEC history to win the batting title, home run title and Player of the Year.
- Became the third player in SEC history to finish the year as the league leader in home runs and batting average.
- Was the first Razorback in school history to lead the nation in home runs (20).
- Was one of only two players in the country with 15-plus home runs and 20-plus stolen bases.
- Led the SEC in batting average, home runs, slugging percentage, on base percentage and walks.
- Led all sophomores in the country in batting average, home runs and slugging percentage.



Benintendi was selected by the Boston Red Sox with the seventh overall pick in the 2015 MLB Draft. He was the third-highest draft pick in program history and the eighth Razorback to be taken in the first round.

2016 OVERALL STATISTICS



Arkansas Baseball
Overall Statistics for Arkansas (as of Apr 06, 2016)
(All games Sorted by Batting avg)



Record: 20-9 Home: 16-5 Away: 0-4 Neutral: 4-0 SEC: 4-5

Player	avg	gp-gs	ab	r	h	2b	3b	hr	rbi	tb	slg%	bb	hp	so	gdp	ob%	sf	sh	sb-att	po	a	e	fld%	
20 Carson Shaddy	.352	28-27	105	21	37	5	0	5	25	57	.543	12	2	21	1	.418	3	0	2-3	26	46	10	.878	
17 Luke Bonfield	.325	24-23	77	18	25	5	0	5	22	45	.584	14	1	23	1	.430	1	0	0-1	11	0	0	1.000	
29 Cullen Gassaway	.318	24-23	85	12	27	4	1	0	16	33	.388	11	0	16	3	.388	2	1	2-2	182	12	2	.990	
9 Clark Eagan	.313	29-29	115	20	36	6	1	2	22	50	.435	16	3	20	1	.401	3	3	5-5	97	15	0	1.000	
3 Michael Bernal	.297	28-28	101	20	30	6	0	6	29	54	.535	8	4	14	2	.368	1	1	0-0	39	90	4	.970	
1 Rick Nomura	.287	28-27	101	28	29	8	1	3	18	48	.475	16	1	9	3	.383	2	2	3-5	71	94	2	.988	
27 Tucker Pennell	.247	26-22	77	10	19	8	0	2	8	33	.429	7	1	9	1	.318	0	2	2-3	181	30	0	1.000	

33 Grant Koch	.444	9-6	18	6	8	2	1	1	6	15	.833	4	1	4	1	.565	0	0	0-0	36	6	1	.977	
19 Austin Catron	.309	17-14	55	10	17	1	1	2	15	26	.473	6	0	8	1	.365	2	2	0-1	23	1	1	.960	
15 Jake Arledge	.257	25-19	70	23	18	3	2	2	8	31	.443	16	5	16	1	.419	2	1	4-4	30	2	0	1.000	
7 Darien Simms	.250	18-3	20	11	5	0	0	0	2	5	.250	3	1	4	0	.375	0	2	3-3	2	0	0	1.000	
8 Eric Cole	.246	22-17	69	11	17	2	0	0	4	19	.275	10	1	18	0	.346	1	4	1-1	17	0	0	1.000	
5 Cody Scroggins	.231	12-3	13	4	3	0	0	0	2	3	.231	2	0	3	0	.333	0	1	2-2	6	11	0	1.000	
24 Chad Spanberger	.212	17-13	52	8	11	3	0	3	6	23	.442	5	2	18	0	.305	0	1	0-0	19	0	0	1.000	
26 Jack Benninghoff	.111	13-4	18	6	2	0	0	0	0	2	.111	4	0	7	0	.273	0	1	0-0	4	0	0	1.000	
44 Alex Gosser	.000	6-2	8	2	0	0	0	0	1	0	.000	2	0	2	0	.182	1	0	0-0	17	0	0	1.000	
25 Dominic Taccolini	.000	1-1	0	0	0	0	0	0	0	0	.000	0	0	0	0	.000	0	0	0-0	5	2	0	1.000	
Totals	.289	29	984	210	284	53	7	31	184	444	.451	136	22	192	15	.381	18	21	24-30	780	337	25	.978	
Opponents	.257	29	966	133	248	42	4	16	122	346	.358	111	25	238	25	.347	5	21	27-45	743	257	48	.954	

LOB - Team (228), Opp (216). DPs turned - Team (28), Opp (17). CI - Team (1), Koch, G. 1. IBB - Team (4), Eagan, C. 2, Shaddy, C. 1, Bernal, M. 1, Opp (1). Picked off - Spanberger C 1, Eagan, C. 1, Bonfield, L. 1, Arledge, J. 1, Cole, E. 1.

(All games Sorted by Earned run avg)

Player	era	w-l	app	gs	cg	sho	sv	ip	h	r	er	bb	so	2b	3b	hr	b/avg	wp	hp	bk	sfa	sha
25 Dominic Taccolini	5.09	3-1	8	7	0	0/0	0	35.1	36	21	20	11	31	6	1	0	.269	0	4	0	2	3
11 Keaton McKinney	6.07	1-1	7	7	0	0/0	0	29.2	32	23	20	18	13	7	1	2	.283	1	5	0	1	2

14 Doug Willey	0.00	1-1	13	0	0	0/2	1	15.2	12	1	0	2	16	1	0	0	.214	0	0	0	0	0
5 Cody Scroggins	0.00	0-0	1	0	0	0/0	0	1.0	0	0	0	0	0	0	0	0	.000	0	0	0	0	0
10 Josh Alberius	0.90	2-0	12	0	0	0/2	0	20.0	14	3	2	5	25	3	0	1	.200	1	2	0	0	1
36 Cannon Chadwick	2.31	1-0	6	0	0	0/1	0	11.2	11	4	3	4	8	2	0	0	.268	0	1	0	1	1
46 Barrett Loseke	2.61	1-1	8	4	0	0/1	0	20.2	15	6	6	10	20	1	1	1	.205	4	1	0	0	1
30 Hunter Hart	3.00	1-0	7	0	0	0/0	0	9.0	6	5	3	5	11	1	0	0	.200	5	1	0	0	0
28 James Teague	3.12	2-2	9	0	0	0/0	0	17.1	10	6	6	11	20	2	1	1	.175	2	2	0	0	1
32 Zach Jackson	3.68	2-2	11	0	0	0/0	4	22.0	19	12	9	18	27	3	0	2	.235	2	2	0	0	5
37 Weston Rogers	4.50	1-0	6	4	0	0/1	0	12.0	11	6	6	2	11	0	0	1	.250	0	0	0	0	2
55 Isaiah Campbell	4.50	2-0	5	3	0	0/0	0	10.0	10	5	5	2	8	1	0	3	.263	1	2	0	0	1
16 Blaine Knight	4.91	2-0	7	4	0	0/0	0	22.0	29	12	12	6	18	5	0	1	.326	0	0	1	0	3
38 Jordan Rodriguez	5.25	0-0	14	0	0	0/1	1	12.0	9	7	7	6	11	2	0	3	.214	0	1	0	0	1
34 Jake Reindl	8.10	0-0	4	0	0	0/1	0	3.1	5	3	3	0	3	1	0	0	.333	1	0	0	0	0
21 Kacey Murphy	8.22	0-0	9	0	0	0/1	0	7.2	11	7	7	5	7	3	0	0	.333	0	1	0	0	0
13 Ty Harris	9.64	0-0	7	0	0	0/2	0	4.2	6	5	5	5	2	0	0	1	.316	2	1	0	0	0
18 Anthony Dahl	10.50	1-1	5	0	0	0/0	0	6.0	12	7	7	1	7	4	0	0	.414	0	2	0	1	0
Totals	4.19	20-9	29	29	0	2/2	6	260.0	248	133	121	111	238	42	4	16	.257	19	25	1	5	21
Opponents	6.47	9-20	29	29	0	0/0	7	247.2	284	210	178	136	192	53	7	31	.289	28	22	2	18	21

PB - Team (3), Pennell, T. 3, Opp (9). Pickoffs - Team (9), Pennell, T. 2, Teague, J. 2, Alberius, J. 2, Rogers, W. 1, Loseke, B. 1, Hart, H. 1, Opp (5). SBA/ATT - Pennell, T. (23-37), Taccolini, D (4-10), Koch, G. (3-7), McKinney, K. (3-7), Jackson, Z. (5-5), Teague, J. (3-5), Knight, B. (3-5), Chadwick, C. (1-3), Rogers, W. (3-3), Loseke, B. (1-2), Willey, D. (2-2), Alberius, J. (1-1), Campbell, I. (0-1), Gosser, A. (1-1), Dahl, A. (1-1).



2016 CONFERENCE STATISTICS



Arkansas Baseball
Conference statistics for Arkansas (as of Apr 06, 2016)
(SEC games only Sorted by Batting avg)



Record: 4-5 Home: 4-2 Away: 0-3 SEC: 4-5

Player	avg	gp-gs	ab	r	h	2b	3b	hr	rbi	tb	slg%	bb	hp	so	gdp	ob%	sf	sh	sb-att	po	a	e	fld%	
3 Michael Bernal	.357	8-8	28	5	10	0	0	2	9	16	.571	2	2	6	1	.438	0	0	0-0	11	17	0	1.000	
29 Cullen Gassaway	.345	8-8	29	3	10	3	0	0	3	13	.448	1	0	7	0	.367	0	1	1-1	51	4	0	1.000	
1 Rick Nomura	.286	9-9	35	8	10	3	0	0	4	13	.371	2	0	5	1	.324	0	0	0-0	21	31	1	.981	
9 Clark Eagan	.278	9-9	36	3	10	2	0	0	3	12	.333	4	1	9	0	.366	0	0	0-0	30	4	0	1.000	
17 Luke Bonfield	.269	9-8	26	5	7	0	0	2	5	13	.500	5	0	11	1	.387	0	0	0-0	5	0	0	1.000	
20 Carson Shaddy	.265	9-9	34	4	9	1	0	0	6	10	.294	3	0	5	0	.324	0	0	1-1	9	13	3	.880	
27 Tucker Pennell	.154	9-8	26	2	4	1	0	1	3	8	.308	2	0	3	0	.214	0	1	0-0	57	7	0	1.000	

26 Jack Benninghoff	1.000	2-0	1	0	1	0	0	0	0	1	1.000	0	0	0	0	1.000	0	0	0-0	0	0	0	.000	
19 Austin Catron	.545	3-3	11	4	6	0	1	1	4	11	1.000	1	0	1	0	.583	0	0	0-0	0	0	0	.000	
24 Chad Spanberger	.350	7-6	20	5	7	1	0	1	1	11	.550	3	1	4	0	.458	0	0	0-0	13	0	0	1.000	
5 Cody Scroggins	.250	2-1	4	1	1	0	0	0	0	1	.250	0	0	2	0	.250	0	0	1-1	2	3	0	1.000	
8 Eric Cole	.214	5-3	14	0	3	1	0	0	0	4	.286	2	0	4	0	.313	0	0	0-0	5	0	0	1.000	
7 Darien Simms	.154	6-2	13	2	2	0	0	0	1	2	.154	1	0	4	0	.214	0	0	0-0	1	0	0	1.000	
15 Jake Arledge	.091	8-6	22	5	2	0	0	0	1	2	.091	2	0	10	1	.160	1	1	0-0	13	2	0	1.000	
44 Alex Gosser	.000	2-1	4	0	0	0	0	0	1	0	.000	0	0	0	0	.000	1	0	0-0	9	0	0	1.000	
33 Grant Koch	.000	1-0	1	0	0	0	0	0	0	0	.000	0	0	0	0	.000	0	0	0-0	0	0	0	.000	
Totals	.270	9	304	47	82	12	1	7	41	117	.385	28	4	71	4	.337	2	3	3-3	234	87	5	.985	
Opponents	.304	9	309	58	94	16	4	9	57	145	.469	49	9	65	6	.411	3	5	5-10	231	82	9	.972	

LOB - Team (63), Opp (83). DPs turned - Team (7), Opp (4). IBB - Team (0), Opp (1). Picked off - Eagan, C. 1, Bonfield, L. 1.

(SEC games only Sorted by Earned run avg)

Player	era	w-l	app	gs	cg	sho	sv	ip	h	r	er	bb	so	2b	3b	hr	b/avg	wp	hp	bks	sfa	sha
46 Barrett Loseke	5.40	0-1	3	3	0	0/0	0	10.0	9	6	6	5	9	0	1	1	.237	2	0	0	0	0
32 Zach Jackson	5.59	1-1	4	0	0	0/0	1	9.2	10	8	6	11	11	2	0	1	.250	1	0	0	0	0
11 Keaton McKinney	5.65	1-1	3	3	0	0/0	0	14.1	16	10	9	9	9	4	1	1	.281	1	2	0	1	0
25 Dominic Taccolini	12.00	0-1	3	3	0	0/0	0	9.0	22	13	12	5	5	5	1	0	.500	0	3	0	2	2

10 Josh Alberius	0.00	1-0	4	0	0	0/0	0	7.2	3	1	0	2	9	2	0	1	.130	1	0	0	0	1
14 Doug Willey	0.00	1-0	3	0	0	0/0	0	6.0	5	0	0	0	6	0	0	0	.238	0	0	0	0	0
5 Cody Scroggins	0.00	0-0	1	0	0	0/0	0	1.0	0	0	0	0	0	0	0	0	.000	0	0	0	0	0
16 Blaine Knight	2.70	0-0	1	0	0	0/0	0	3.1	4	1	1	1	2	1	0	0	.308	0	0	0	0	0
28 James Teague	5.62	0-1	3	0	0	0/0	0	8.0	7	5	5	7	7	0	1	1	.250	0	2	0	0	1
38 Jordan Rodriguez	6.23	0-0	5	0	0	0/0	0	4.1	3	3	3	3	4	0	0	2	.200	0	1	0	0	1
55 Isaiah Campbell	9.00	0-0	1	0	0	0/0	0	1.0	1	1	1	0	0	0	0	1	.250	0	0	0	0	0
21 Kacey Murphy	16.88	0-0	3	0	0	0/0	0	2.2	9	5	5	2	3	2	0	0	.563	0	0	0	0	0
13 Ty Harris	45.00	0-0	2	0	0	0/0	0	1.0	5	5	5	4	0	0	0	1	.625	1	1	0	0	0
Totals	6.12	4-5	9	9	0	0/0	1	78.0	94	58	53	49	65	16	4	9	.304	6	9	0	3	5
Opponents	4.56	5-4	9	9	0	0/0	3	77.0	82	47	39	28	71	12	1	7	.270	4	4	1	2	3

PB - Team (1), Pennell, T. 1, Opp (2). Pickoffs - Team (3), Alberius, J. 2, Loseke, B. 1, Opp (2). SBA/ATT - Pennell, T. (5-10), Taccolini, D (0-3), Jackson, Z. (3-3), McKinney, K. (1-2), Teague, J. (0-1), Loseke, B. (1-1).

2016 STARTERS RECORDS



Arkansas Baseball
Miscellaneous Stats for Arkansas (as of Apr 06, 2016)
(All games)


Starting Lineup By Position
(Team W-L record when starter)

PITCHER:		
25 Dominic Taccolini	7	(6-1)
11 Keaton McKinney	7	(5-2)
37 Weston Rogers	4	(2-2)
16 Blaine Knight	4	(2-2)
46 Barrett Loseke	4	(2-2)
55 Isaiah Campbell	3	(3-0)
CATCHER:		
27 Tucker Pennell	22	(15-7)
33 Grant Koch	5	(5-0)
44 Alex Gosser	2	(0-2)
FIRST BASE:		
29 Cullen Gassaway	23	(15-8)
9 Clark Eagan	4	(3-1)
19 Austin Catron	2	(2-0)
SECOND BASE:		
1 Rick Nomura	27	(19-8)
5 Cody Scroggins	2	(1-1)
THIRD BASE:		
20 Carson Shaddy	27	(18-9)
9 Clark Eagan	2	(2-0)
SHORTSTOP:		
3 Michael Bernal	28	(20-8)
5 Cody Scroggins	1	(0-1)
LEFT FIELD:		
17 Luke Bonfield	14	(11-3)
15 Jake Arledge	8	(5-3)
8 Eric Cole	5	(3-2)
26 Jack Benninghoff	1	(0-1)
7 Darien Simms	1	(1-0)
CENTER FIELD:		
9 Clark Eagan	23	(15-8)
15 Jake Arledge	5	(4-1)
26 Jack Benninghoff	1	(1-0)
RIGHT FIELD:		
8 Eric Cole	12	(10-2)
24 Chad Spanberger	11	(6-5)
15 Jake Arledge	6	(4-2)
DESIGNATED HITTER:		
19 Austin Catron	12	(8-4)
17 Luke Bonfield	9	(6-3)
24 Chad Spanberger	2	(1-1)
26 Jack Benninghoff	2	(2-0)
7 Darien Simms	2	(1-1)
25 Dominic Taccolini	1	(1-0)
33 Grant Koch	1	(1-0)

Starting Lineup By Lineup Spot
(Team W-L record when starter)

LEADOFF:		
8 Eric Cole	14	(12-2)
9 Clark Eagan	8	(5-3)
15 Jake Arledge	5	(2-3)
7 Darien Simms	2	(1-1)
2ND SPOT:		
20 Carson Shaddy	13	(10-3)
15 Jake Arledge	11	(9-2)
8 Eric Cole	2	(0-2)
9 Clark Eagan	1	(0-1)
7 Darien Simms	1	(1-0)
26 Jack Benninghoff	1	(0-1)
3RD SPOT:		
9 Clark Eagan	20	(15-5)
20 Carson Shaddy	8	(4-4)
19 Austin Catron	1	(1-0)
CLEANUP:		
29 Cullen Gassaway	22	(15-7)
17 Luke Bonfield	5	(3-2)
19 Austin Catron	1	(1-0)
20 Carson Shaddy	1	(1-0)
5TH SPOT:		
1 Rick Nomura	25	(17-8)
19 Austin Catron	3	(2-1)
20 Carson Shaddy	1	(1-0)
6TH SPOT:		
17 Luke Bonfield	17	(14-3)
20 Carson Shaddy	4	(2-2)
24 Chad Spanberger	2	(0-2)
1 Rick Nomura	2	(2-0)
15 Jake Arledge	1	(1-0)
26 Jack Benninghoff	1	(1-0)
19 Austin Catron	1	(0-1)
29 Cullen Gassaway	1	(0-1)
7TH SPOT:		
24 Chad Spanberger	10	(6-4)
19 Austin Catron	8	(6-2)
3 Michael Bernal	4	(3-1)
15 Jake Arledge	2	(1-1)
26 Jack Benninghoff	2	(2-0)
33 Grant Koch	1	(1-0)
25 Dominic Taccolini	1	(1-0)
17 Luke Bonfield	1	(0-1)
8TH SPOT:		
3 Michael Bernal	24	(17-7)
27 Tucker Pennell	2	(1-1)
24 Chad Spanberger	1	(1-0)
33 Grant Koch	1	(1-0)
44 Alex Gosser	1	(0-1)
9TH SPOT:		
27 Tucker Pennell	20	(14-6)
33 Grant Koch	4	(4-0)
5 Cody Scroggins	3	(1-2)
44 Alex Gosser	1	(0-1)
8 Eric Cole	1	(1-0)



2016 STARTERS RECORDS



Arkansas Baseball
Miscellaneous Stats for Arkansas (as of Apr 06, 2016)
(All games)



STARTERS SUMMARY

Player	GS	Position										Batting Order												
		p	c	1b	2b	3b	ss	lf	cf	rf	of	dh	1st	2nd	3rd	4th	5th	6th	7th	8th	9th			
9 Clark Eagan	29	.	.	4	.	2	.	.	23	.	.	.	8	1	20
3 Michael Bernal	28	28	4	24	.	.	.
1 Rick Nomura	27	.	.	.	27	25	2
20 Carson Shaddy	27	27	13	8	1	1	4
17 Luke Bonfield	23	14	5	.	17	1
29 Cullen Gassaw	23	.	.	23	22	.	1
27 Tucker Pennell	22	.	22	2	20	.	.
15 Jake Arledge	19	8	5	6	.	.	5	11	1	2
8 Eric Cole	17	5	.	12	.	.	14	2	1
19 Austin Catron	14	.	.	2	1	1	3	1	8
24 Chad Spanberg	13	11	.	2	2	10	1
25 Dominic Taccol	8	7	1	1
11 Keaton McKinn	7	7
33 Grant Koch	6	.	5	1	1	1	4	.	.
37 Weston Rogers	4	4
26 Jack Benningh	4	1	1	.	.	2	.	1	1	2
46 Barrett Loseke	4	4
16 Blaine Knight	4	4
55 Isaiah Campbe	3	3
5 Cody Scroggins	3	.	.	.	2	.	1	3
7 Darien Simms	3	1	.	.	.	2	2	1
44 Alex Gosser	2	.	2	1	1	.

Starting Pitching Breakdown

Game date	Opposing team	Starter	IP	H	R	ER	BB	SO	NP	Final
Feb. 19, 2016	Central Michigan	Taccolini, D.	7.0	1	1	1	1	3	79	W, 6-1
Feb. 20, 2016	Central Michigan	Knight, B.	5.0	4	2	2	0	3	74	W, 4-3
Feb. 21, 2016	Central Michigan	McKinney, K.	4.0	4	3	2	2	1	58	W, 9-4
Feb. 23, 2016	Mississippi Valley St.	Campbell, I.	2.0	2	1	1	0	1	23	W, 21-4
Feb. 24, 2016	Mississippi Valley St.	Rogers, W.	2.0	1	0	0	0	4	28	W, 20-0
Feb. 26, 2016	No. 24 Rice	Taccolini, D.	6.0	5	2	2	1	6	85	W, 5-2
Feb. 27, 2016	No. 9 Houston	Knight, B.	2.0	4	1	1	1	3	39	W, 12-3
Feb. 28, 2016	No. 23 Texas Tech	McKinney, K.	0.2	3	5	5	2	1	37	W, 10-6
March 2, 2016	Louisiana Tech	Rogers, W.	2.2	3	2	2	1	1	48	L, 3-2
March 4, 2016	Eastern Illinois	Taccolini, D.	5.0	4	2	2	1	5	74	W, 5-2
March 5, 2016	Eastern Illinois	Knight, B.	3.1	7	5	5	1	4	54	L, 10-8
March 6, 2016	Eastern Illinois	McKinney, K.	7.0	4	2	1	1	1	95	W, 3-2
March 8, 2016	Gonzaga	CANCELLED								
March 9, 2016	Gonzaga	Rogers, W.	1.2	2	2	2	1	1	27	L, 15-10
March 11, 2016	Western Illinois	Taccolini, D.	7.0	2	1	1	2	9	109	W, 3-2
March 12, 2016	Western Illinois	McKinney, K.	3.2	5	3	3	4	1	65	W, 9-3
March 13, 2016	Western Illinois	Loseke, B.	4.0	1	0	0	1	4	48	W, 3-0
March 15, 2016	Grambling State	Campbell, I.	4.0	4	3	3	1	4	57	W, 14-4
March 16, 2016	Grambling State	Rogers, W.	4.0	3	2	2	0	2	61	W, 3-2
March 18, 2016	at #12 South Carolina	Taccolini, D.	6.0	12	8	8	1	2	113	L, 10-6
March 19, 2016	at #12 South Carolina	Loseke, B.	4.0	3	2	2	3	3	70	L, 6-2
March 20, 2016	at #12 South Carolina	McKinney, K.	4.2	7	4	3	0	4	82	L, 8-6
March 25, 2016	Auburn	Taccolini, D.	2.0	6	2	2	3	3	65	W, 3-2
March 26, 2016	Auburn	McKinney, K.	6.0	3	0	0	5	3	101	W, 14-7
March 27, 2016	Auburn	Loseke, B.	2.2	4	1	1	1	2	48	W, 3-1
March 29, 2016	at #16 Oklahoma State	Knight, B.	2.0	4	3	3	1	1	54	L, 5-4
April 1, 2016	Missouri	Taccolini, D.	1.0	4	3	2	1	0	35	W, 7-6
April 2, 2016	Missouri	McKinney, K.	3.2	6	6	6	4	2	92	L, 8-5
April 3, 2016	Missouri	Loseke, B.	3.1	2	3	3	1	4	45	L, 10-1
April 6, 2016	vs. Memphis	Campbell, I.	2.2	2	0	0	1	2	34	W, 12-4
April 8, 2016	at No. 14 Ole Miss	--	--	--	--	--	--	--	--	--
April 9, 2016	at No. 14 Ole Miss	--	--	--	--	--	--	--	--	--
April 10, 2016	at No. 14 Ole Miss	--	--	--	--	--	--	--	--	--
April 12, 2016	vs. Louisiana Monroe	--	--	--	--	--	--	--	--	--
April 14, 2016	Florida	--	--	--	--	--	--	--	--	--
April 15, 2016	Florida	--	--	--	--	--	--	--	--	--
April 16, 2016	Florida	--	--	--	--	--	--	--	--	--
April 19, 2016	Creighton	--	--	--	--	--	--	--	--	--
April 21, 2016	at No. 25 Kentucky	--	--	--	--	--	--	--	--	--
April 22, 2016	at No. 25 Kentucky	--	--	--	--	--	--	--	--	--
April 23, 2016	at No. 25 Kentucky	--	--	--	--	--	--	--	--	--
April 26, 2016	No. 7 Oklahoma State	--	--	--	--	--	--	--	--	--
April 29, 2016	No. 3 Texas A&M	--	--	--	--	--	--	--	--	--
April 30, 2016	No. 3 Texas A&M	--	--	--	--	--	--	--	--	--
May 1, 2016	No. 3 Texas A&M	--	--	--	--	--	--	--	--	--
May 3, 2016	at No. 17 Missouri State	--	--	--	--	--	--	--	--	--
May 6, 2016	at No. 5 LSU	--	--	--	--	--	--	--	--	--
May 7, 2016	at No. 5 LSU	--	--	--	--	--	--	--	--	--
May 8, 2016	at No. 5 LSU	--	--	--	--	--	--	--	--	--
May 13, 2016	Alabama	--	--	--	--	--	--	--	--	--
May 14, 2016	Alabama	--	--	--	--	--	--	--	--	--
May 15, 2016	Alabama	--	--	--	--	--	--	--	--	--
May 17, 2016	No. 17 Missouri State	--	--	--	--	--	--	--	--	--
May 19, 2016	No. 11 Mississippi State	--	--	--	--	--	--	--	--	--
May 20, 2016	No. 11 Mississippi State	--	--	--	--	--	--	--	--	--
May 21, 2016	No. 11 Mississippi State	--	--	--	--	--	--	--	--	--

Run Support

Pitcher	Starts	Runs	Runs/Game	Team Record
Taccolini, D.	7	35	5.0	6-1
Knight, B.	4	29	7.3	2-2
McKinney, K.	7	58	8.2	5-2
Campbell, I.	3	36	12.0	3-0
Rogers, W.	4	35	8.8	2-2
Loseke, B.	4	9	2.3	2-2
TOTALS	29	188	6.5	20-9

Quality Starts

Pitcher	Total Starts	Quality Starts	Record in QS
Taccolini, D.	7	4	3-1
McKinney, K.	7	2	2-0
Knight, B.	4	0	--
Campbell, I.	3	0	--
Rogers, W.	4	0	--
Loseke, B.	4	0	--
TOTALS	29	6	5-1

Quality Start = 6.0 innings pitched with 3 or less earned runs

Starters Statistics

Player	ERA	W	L	APP	GS	CG	SHO	CBO	SV	IP	H	R	ER	BB	SO	2B	3B	HR	AB	B/Avg	WP	HBP	BK	SFA	SHA
46 Barrett Loseke	3.86	1	1	4	4	0	0	1	0	14.0	10	6	6	6	13	0	1	1	49	.204	2	1	0	0	0
25 Dominic Taccolini	4.76	3	1	7	7	0	0	0	0	34.0	34	19	18	10	28	5	1	0	128	.266	0	4	0	2	3
37 Weston Rogers	5.23	1	0	4	4	0	0	1	0	10.1	9	6	6	2	8	0	0	1	38	.237	0	0	0	0	2
55 Isaiah Campbell	6.00	2	0	2	2	0	0	0	0	6.0	6	4	4	1	5	1	0	2	23	.261	0	0	0	0	1
11 Keaton McKinney	6.07	1	1	7	7	0	0	0	0	29.2	32	23	20	18	13	7	1	2	113	.283	1	5	0	1	2
16 Blaine Knight	8.03	1	0	4	4	0	0	0	0	12.1	19	11	11	3	11	4	0	1	51	.373	0	0	0	0	3
Totals	5.50	9	3	28	28	0	2	2	0	106.1	110	69	65	40	78	17	3	7	402	.274	3	10	0	3	11

**Team Game Highs (2016)****Batting**

At bats:	44	vs Eastern Illinois (Mar 05, 2016)
Runs scored:	21	vs Miss. Valley State (Feb 23, 2016)
Hits:	19	vs Miss. Valley State (Feb 23, 2016)
RBI's:	21	vs Miss. Valley State (Feb 23, 2016)
Doubles:	6	vs Western Illinois (Mar 12, 2016)
	6	vs Grambling State (Mar 15, 2016)
Triples:	2	vs Miss. Valley State (Feb 23, 2016)
Home runs:	4	vs Auburn (Mar 26, 2016)
Total bases:	35	vs Miss. Valley State (Feb 23, 2016)
Walks:	13	vs Eastern Illinois (Mar 05, 2016)
Strikeouts:	13	at South Carolina (Mar 18, 2016)
Sac hits:	3	vs Central Michigan (Feb 19, 2016)
	3	vs Central Michigan (Feb 20, 2016)
Sac flies:	4	vs Miss. Valley State (Feb 24, 2016)
Stolen bases:	4	vs Western Illinois (Mar 12, 2016)
Hit by pitch:	3	vs Rice (Feb 26, 2016 at Houston, Texas)
	3	vs Grambling State (Mar 15, 2016)
Caught stealing:	2	vs Eastern Illinois (Mar 06, 2016)
Runners LOB:	14	vs Eastern Illinois (Mar 05, 2016)
Hit into DP:	2	(6 games)

Fielding

Putouts:	36	vs Eastern Illinois (Mar 05, 2016)
Assists:	22	vs Eastern Illinois (Mar 05, 2016)
Errors:	6	vs Eastern Illinois (Mar 05, 2016)
Passed balls:	2	vs Central Michigan (Feb 21, 2016)
DPs turned:	3	vs Texas Tech (Feb 28, 2016 at Houston, Texas)

Pitching

Innings pitched:	12.0	vs Eastern Illinois (Mar 05, 2016)
Runs allowed:	15	vs Gonzaga (Mar 09, 2016)
Earned runs:	14	vs Gonzaga (Mar 09, 2016)
Walks allowed:	9	vs Auburn (Mar 25, 2016)
Strikeouts:	14	vs Western Illinois (Mar 11, 2016)
Hits allowed:	18	vs Gonzaga (Mar 09, 2016)
Doubles allowed:	5	vs Houston (Feb 27, 2016 at Houston, Texas)
Triples allowed:	1	(4 games)
Homers allowed:	2	vs Grambling State (Mar 15, 2016)
	2	vs Missouri (Apr 01, 2016)
Wild pitches:	4	vs Gonzaga (Mar 09, 2016)
Hit batters:	5	vs Gonzaga (Mar 09, 2016)

Individual Game Highs (2016)**Batting**

At bats:	7	Carson Shaddy vs Eastern Illinois (Mar 05, 2016)
Runs scored:	4	(4 games)
Hits:	4	Rick Nomura vs Western Illinois (Mar 12, 2016)
RBI's:	6	Carson Shaddy vs Grambling State (Mar 15, 2016)
Doubles:	2	(4 games)
Triples:	1	(7 games)
Home runs:	2	(4 games)
Total bases:	9	Jake Arledge vs Eastern Illinois (Mar 05, 2016)
Walks:	3	(4 games)
Strikeouts:	3	(7 games)
Sac hits:	1	(21 games)
Sac flies:	2	Clark Eagan vs Miss. Valley State (Feb 24, 2016)
Stolen bases:	1	(24 games)
Hit by pitch:	1	(22 games)
Caught stealing:	1	(6 games)
Runners LOB:	7	Austin Catron vs Eastern Illinois (Mar 06, 2016)

Fielding

Putouts:	13	Austin Catron vs Miss. Valley State (Feb 24, 2016)
Assists:	7	Michael Bernal vs Central Michigan (Feb 19, 2016)
	7	Michael Bernal vs Eastern Illinois (Mar 05, 2016)
Errors:	2	Carson Shaddy vs Eastern Illinois (Mar 05, 2016)
	2	Carson Shaddy vs Western Illinois (Mar 11, 2016)
Passed balls:	2	Tucker Pennell vs Central Michigan (Feb 21, 2016)

Pitching

Innings pitched:	7.0	Dominic Taccolini vs Central Michigan (Feb 19, 2016)
	7.0	Keaton McKinney vs Eastern Illinois (Mar 06, 2016)
	7.0	Dominic Taccolini vs Western Illinois (Mar 11, 2016)
Runs allowed:	8	Dominic Taccolini at South Carolina (Mar 18, 2016)
Earned runs:	8	Dominic Taccolini at South Carolina (Mar 18, 2016)
Walks allowed:	5	Zach Jackson at South Carolina (Mar 20, 2016)
	5	Keaton McKinney vs Auburn (Mar 26, 2016)
Strikeouts:	9	Dominic Taccolini vs Western Illinois (Mar 11, 2016)
Hits allowed:	12	Dominic Taccolini at South Carolina (Mar 18, 2016)
Doubles allowed:	3	Keaton McKinney vs Missouri (Apr 02, 2016)
Triples allowed:	1	(4 games)
Homers allowed:	2	Isaiah Campbell vs Grambling State (Mar 15, 2016)
	2	Jordan Rodriguez vs Missouri (Apr 01, 2016)
Wild pitches:	3	Hunter Hart vs Gonzaga (Mar 09, 2016)
Hit batters:	2	(4 games)

The Last Time an Arkansas Player...

4 Hits in a game Rick Nomura vs. Western Illinois, March 12, 2016
 5 Hits in a game Andy Wilkins at No. 9 Oklahoma (Norman Regional), May 31, 2009
 6 Hits in a game Jeremy Jackson vs. Northeastern (Okla.), April 16, 1997

2 Hits in an inning Tyler Spoon and Brian Anderson, at No. 6 South Carolina, March 22, 2013

2 Doubles in a game Carson Shaddy vs. Grambling State, March 15, 2016
 3 Doubles in a game Joe Serrano vs. South Alabama, February 28, 2014
 4 Doubles in a game Rodney Nye vs. La. Tech, March 31, 1998
 2 Triples in a game Bobby Wernes vs. North Dakota, Feb. 14, 2015

Led off a game with a HR Tim Carver vs. Oral Roberts, April 24, 2012
 2 Home runs in a game Michael Bernal vs. Auburn, March 26, 2016
 3 Home runs in a game Brett Eibner vs. Grambling State, June 4, 2010
 Grand Slam Rick Nomura vs. Gonzaga, March 9, 2016
 HR in consecutive AB Michael Bernal vs. Auburn, March 26, 2016
 HR in 4 straight games Aaron Murphree vs. OSU, So. Dakota St. & Siena, March 2-8, 2008
 HR in 5 straight games Aaron Murphree vs. OSU, So. Dakota St. & Siena, March 2-8, 2008
 HR in 6 straight games Aaron Murphree vs. OSU, So. Dakota St. & Siena, March 2-9, 2008
 Pinch-hit home run Chad Spanberger vs. Eastern Illinois, March 5, 2016
 Inside the park home run Andrew Benintendi vs. Miss Valley State, April 8, 2015
 Back-to-Back Home Runs.. Joe Serrano and Andrew Benintendi at Auburn, April 3, 2015

4 Runs in a game Rick Nomura vs. Grambling State, March 15, 2016
 5 Runs in a game Andrew Benintendi vs Mississippi Valley State, April 8, 2015
 6 Runs in a game Jeremy Jackson vs. Northeastern (Okla.), April 16, 1997

4 RBI in a game Michael Bernal vs. Auburn, March 26, 2016
 5 RBI in a game Rick Nomura vs. Gonzaga, March 9, 2016
 6 RBI in a game Carson Shaddy vs. Grambling State, March 15, 2016
 7 RBI in a game Brett Eibner vs. Grambling State (Fayetteville Regional), June 4, 2010
 8 RBI in a game Rodney Nye vs. ORU, April 14, 1999
 9 RBI in a game Ryan Lundquist vs. Central Missouri St., March 4, 1997

2 Stolen bases in a game Andrew Benintendi at Texas A&M, April 19, 2015
 3 Stolen bases in a game Andrew Benintendi vs Stephen F. Austin, April 15, 2015
 4 Stolen bases in a game Logan Forsythe vs. Ole Miss, May 19, 2007
 Stole home Bobby Wernes vs. Ole Miss, March 28, 2015

2 Errors in a game Carson Shaddy, vs Western Illinois, March 11, 2016
 3 Errors in a game Bobby Wernes, at LSU, April 12, 2014
 4 Errors in a game Chris Shaddy vs. TCU, April 27, 1980

9-Inning no-hitter Scott Roehl vs. Kansas St., March 20, 2001
 9-Inning combined no-hitter Nick Schmidt (6.0), Brian McLelland (1.0) & Devin Collis (2.0) vs. Oklahoma State, February 12, 2006
 1-Hitter Brett Eibner (9.0) at No. 1 Georgia, April 19, 2009
 1-Hitter combined . Colin Poché (5.0 IP, 1H), Cade Lynch (2.0 IP, 0 H), vs. New Orleans, February 19, 2013
 2-Hitter Keaton McKinney at Alabama, May 2, 2015
 2-Hitter combined Loseke (4.0 IP, 1 H), Murphy (1.2 IP, 0 H), Alberius (1.2 IP, 0 H), Harris (0.2 IP, 0 H), Willey (0.2 IP, 1 H), Rodriguez (0.1 IP, 0 H) vs. Western Illinois, March 13, 2016
 3-Hitter Ryne Stanek (9.0 IP), at No. 6 South Carolina, March 23, 2013
 3-Hitter combined.. Keaton McKinney and Dominic Taccolini vs Tennessee, May 10, 2015
 Complete game Keaton McKinney at Alabama, May 2, 2015
 Complete-game shutout Keaton McKinney at Alabama, May 2, 2015
 Had 10 strikeouts Chris Oliver vs. No. 1 South Carolina, April 5, 2012
 Had 11 strikeouts Mike Bolsinger at No. 11 Ole Miss, May 9, 2010
 Had 12 strikeouts Drew Smyly vs. No. 9 Oklahoma (Norman Regional), May 31, 2009
 Had 13 strikeouts Nick Schmidt vs. Georgia, March 24, 2006
 Had 14 strikeouts David Walling vs. South Carolina, May 16, 1999
 Had 15 strikeouts Nick Schmidt vs. Auburn, May 18, 2006
 Had 16 strikeouts David Walling vs. Eastern Illinois, Feb. 20, 1998
 Had 17 strikeouts Jess Todd vs. South Carolina (SEC Tournament), May 24, 2007

The Last Time an Arkansas Team...

Scored 10 runs vs. Gonzaga, March 9, 2016
 Scored 11 runs vs. SE Missouri State, March 18, 2015
 Scored 12 runs vs. Memphis, April 6, 2016
 Scored 13 runs vs. Loyola Marymount, March 7, 2015
 Scored 14 runs vs. Auburn, March 26, 2016
 Scored 15 runs vs. Western Illinois, March 12, 2016
 Scored 16 runs at Missouri State, April 18, 2007
 Scored 17 runs vs. Villanova, February 19, 2012
 Scored 18 runs vs. Missouri State, June 5, 2015
 Scored 19 runs vs. Grambling State (Fayetteville Regional), June 4, 2010
 Scored 20 runs vs. Mississippi Valley State, Feb. 24, 2016
 Scored 21 runs vs. Mississippi Valley State, Feb. 23, 2016
 Scored 22 runs vs. Louisiana Tech, Feb. 14, 2004
 Scored 23 runs Never
 Scored 24 runs Missouri Southern, Feb. 11, 1998
 Scored 25 runs Missouri Southern, Feb. 4, 2001
 Scored 26 runs vs. Iowa (in Arlington, Texas), Feb. 14, 1997
 Scored 27 runs Never
 Scored 28 runs vs. Wisconsin-Milwaukee (2), Feb. 18, 2007
 Scored 29 runs Morningside, April 6, 1968
 Scored 30 runs at South Carolina, March 30, 1997
 Scored 31-32 runs 32 vs. Saint Louis, April 7, 2010
 Scored 33 + runs 33 vs. Southwest Baptist, March 21, 1984

Had 14 hits vs. Auburn, March 26, 2016
 Had 15 hits vs. Grambling State, March 15, 2016
 Had 16 hits vs. North Dakota, Feb. 14, 2015
 Had 17 hits vs. Memphis, April 6, 2016
 Had 18 hits vs. Missouri State, June 5, 2015
 Had 19 hits vs. Mississippi Valley State, Feb. 23, 2016
 Had 20 hits at Mississippi State, April 11, 2010
 Had 21 hits Kentucky, April 28, 2001
 Had 22 hits vs. Wisconsin-Milwaukee (2), Feb. 18, 2007
 Had 23 hits Centenary, March 31, 1999
 Had 24 hits Georgia, March 17, 2001
 Had 25 hits at Centenary, March 23, 2005
 Had 26-29 hits 28 at South Carolina, March 30, 1997
 Had 30 hits vs. Saint Louis, April 7, 2010
 Had 31+ hits 32 vs. Southwest Baptist, March 21, 1984

4 Errors in a game vs Miami, June 15, 2015
 5 Errors in a game vs #13 Maryland, Feb 22, 2015
 6 Errors in a game vs. Eastern Illinois, March 5, 2016
 7 Errors in a game vs. La. Tech, March 20, 2001

Was Shutout vs Florida, May 22, 2015 (10-0)
 Was Shutout Back-to-Back vs. LSU, April 23-24, 2005 (7-0, 6-0)
 Held to 1 hit vs. Missouri State, June 6, 2015
 Held to 2 hits at #3 Virginia, May 31, 2014
 Held to 3 hits vs Florida, May 21, 2015 (0-10)

Swept an SEC Home Series (three games) vs. Auburn, March 25-27, 2016
 Swept an SEC Road Series (three games) at Alabama, April 30-May 2, 2015

Was Swept in SEC Home Series vs. No. 7 South Carolina, May 14-16, 2010
 Was Swept in SEC Road Series at No. 12 South Carolina, March 18-20, 2016

Swept a Non-conference Home Series vs. Grambling State, March 15-16, 2016
 Swept a Non-conference Road Series at McNeese State, March 23-24, 2010
 Was Swept in a Non-conference Home Series Gonzaga, March 10-11, 2015
 Was Swept in a Non-conference Road Series at Nebraska, April 16, 2013
 Won a Non-conference Home Series vs. Grambling State, March 15-16, 2016
 Lost a Non-conference Home Series vs. South Alabama, February 28-March 1, 2014
 Lost a Non-conference Road Series at Nebraska, April 16, 2013

Back-to-Back Shutouts MVSU (3-0) March 26 and Miss. State (4-0) March 29, 2014
 Most Consecutive Shutouts 4 vs. Wisconsin (March 15-16, 1980)
 Shut out an opponent at home vs. Western Illinois (3-0), March 13, 2016
 Shut out an opponent on the road at Georgia (9-0), May 15, 2015
 Shut out an SEC opponent at home vs. South Carolina (7-0), April 5, 2014
 Shut out an SEC opponent on the road at Georgia (9-0), May 15, 2015

THE NATIONAL POLLS

Baseball America

April 4, 2016

1	Florida	27-3
2	Miami	23-4
3	Texas A&M	22-6
4	Louisville	22-5
5	Mississippi State	20-8
6	Vanderbilt	23-5
7	TCU	22-5
8	South Carolina	24-5
9	California	18-6
10	Oregon State	19-7
11	Florida State	19-6
12	UC Santa Barbara	20-6
13	North Carolina	20-7
14	Ole Miss	21-7
15	LSU	18-9
16	Oklahoma State	19-9
17	Michigan	20-5
18	Florida Atlantic	21-4
19	Kentucky	20-8
20	Long Beach State	17-10
21	Clemson	21-7
22	East Carolina	19-9
23	Texas Tech	20-8
24	Houston	17-10
25	Rice	17-10

D1Baseball

April 4, 2016

1	Florida	27-3
2	Vanderbilt	23-5
3	Miami	23-4
4	Louisville	22-5
5	Mississippi State	20-8
6	Texas A&M	22-6
7	Oregon State	19-7
8	South Carolina	24-5
9	Florida State	19-6
10	TCU	22-5
11	California	18-6
12	Clemson	21-7
13	North Carolina	20-7
14	NC State	19-9
15	LSU	18-9
16	East Carolina	19-9
17	Florida Atlantic	21-4
18	Ole Miss	21-7
19	UC Santa Barbara	20-6
20	Long Beach State	17-10
21	Kentucky	20-8
22	Texas Tech	20-8
23	Oklahoma State	19-9
24	Coll. of Charleston	20-8
25	Michigan	20-5

Perfect Game

April 4, 2016

1	Florida	27-3
2	Miami	23-4
3	Vanderbilt	23-5
4	Louisville	22-5
5	TCU	22-5
6	Texas A&M	22-6
7	California	18-6
8	Mississippi State	20-8
9	Oregon State	19-7
10	Florida State	19-6
11	South Carolina	24-5
12	North Carolina	20-7
13	NC State	19-9
14	Ole Miss	21-7
15	Florida Atlantic	21-4
16	BYU	23-3
17	Oklahoma State	19-9
18	Michigan	20-5
19	Texas Tech	20-8
20	Coastal Carolina	20-9
21	UC Santa Barbara	20-6
22	Clemson	21-7
23	Virginia	18-11
24	Houston	17-10
25	LSU	18-9

USA Today/ESPN

April 4, 2016

1	Florida	27-3
2	Miami	23-4
3	Vanderbilt	23-5
4	Louisville	22-5
5	Texas A&M	22-6
6	TCU	22-5
7	South Carolina	24-5
8	Florida State	19-6
9	Oregon State	19-7
10	Mississippi State	20-8
11	California	18-6
12	North Carolina	20-7
13	Florida Atlantic	21-4
14	LSU	18-9
15	Ole Miss	21-7
16	Clemson	21-7
17	Missouri State	22-5
18	NC State	19-9
19	BYU	23-3
20	UC Santa Barbara	20-6
21	Arkansas	19-9
22	Virginia	18-11
23	Michigan	20-5
24	Georgia Tech	20-7
25	Oklahoma State	19-9

Collegiate Baseball

April 4, 2016

1	Florida	27-3
2	Miami	23-4
3	Vanderbilt	23-5
4	Louisville	22-5
5	Florida State	19-6
6	South Carolina	24-5
7	Texas A&M	22-6
8	Mississippi State	20-8
9	California	18-6
10	TCU	22-5
11	North Carolina	20-7
12	UC Santa Barbara	20-6
13	Kentucky	20-8
14	Oregon State	19-7
15	Ole Miss	21-7
16	Missouri State	22-5
17	Clemson	21-7
18	Florida Atlantic	21-4
19	Texas Tech	20-8
20	Michigan	20-5
21	NC State	19-9
22	BYU	23-3
23	Coastal Carolina	20-9
24	Georgia Tech	20-7
25	LSU	18-9

NCBWA

April 4, 2016

1	Florida	27-3
2	Miami	23-4
3	Vanderbilt	23-5
4	Louisville	22-5
5	Texas A&M	22-6
6	TCU	22-5
7	Florida State	19-6
8	Mississippi State	20-8
9	South Carolina	24-5
10	California	18-6
11	Oregon State	19-7
12	Florida Atlantic	21-4
13	North Carolina	20-7
14	Ole Miss	21-7
15	LSU	18-9
16	Missouri State	22-5
17	NC State	19-9
18	Clemson	21-7
19	Oklahoma State	19-9
20	Virginia	18-11
21	Michigan	20-5
22	BYU	23-3
23	UC Santa Barbara	20-6
24	Arkansas	19-9
25	Georgia Tech	20-7

Arkansas Week-By-Week in the Polls

	BA	D1	PG	USA TODAY	CB	NCBWA
Preseason	--	25	--	22	24	22
Week 1	--	24	25	--	24	18
Week 2	17	14	16	--	16	12
Week 3	18	14	18	14	17	16
Week 4	17	14	17	13	17	15
Week 5	25	20	22	18	NR	20
Week 6	22	18	18	15	NR	16
Week 7	NR	NR	NR	21	NR	24
Week 8	--	--	--	--	--	--
Week 9	--	--	--	--	--	--
Week 10	--	--	--	--	--	--
Week 11	--	--	--	--	--	--
Week 12	--	--	--	--	--	--
Week 13	--	--	--	--	--	--
Week 14	--	--	--	--	--	--
Week 15	--	--	--	--	--	--
Final	--	--	--	--	--	--

BA - Baseball America

ESPN - USA Today/ESPN

CB - Collegiate Baseball

NCBWA - National Collegiate Baseball Writers Association

PG - Perfect Game

D1 - D1Baseball.com

SEC STANDINGS (2016)

	Conference				Overall			Last 10	Streak
	W	L	Win	GB	W	L	Win		
WESTERN									
Mississippi State	6	3	.667	--	21	8-1	.717	7-3	W1
Alabama	5	4	.556	1.0	18	11	.621	5-5	W2
Arkansas	4	5	.444	2.0	20	9	.690	5-5	W1
LSU	4	5	.444	2.0	19	9	.679	6-4	W3
Texas A&M	4	5	.444	2.0	22	7	.759	5-5	L4
Ole Miss	3	6	.333	3.0	22	7	.759	5-5	W2
Auburn	2	7	.222	4.0	14	15	.483	4-6	W1
EASTERN									
Florida	7	2	.778	--	28	3	.903	8-2	W5
South Carolina	7	2	.778	--	25	5	.833	7-3	W1
Kentucky	6	3	.667	1.0	20	8	.714	7-3	W2
Vanderbilt	6	3	.667	1.0	24	5	.828	8-2	W2
Georgia	4	5	.444	3.0	17	13	.567	3-7	L1
Tennessee	3	6	.333	4.0	18	11	.621	6-4	W1
Missouri	2	7	.222	5.0	18	13	.581	4-6	W3

2016 SEC PRESEASON POLL

School	Points
1. Texas A&M (8)	85
2. LSU (5)	79
3. Arkansas	65
4. Mississippi State (1)	49
5. Ole Miss	46
6. Auburn	33
7. Alabama	28
WESTERN	
School	Points
1. Florida (13)	91
2. Vanderbilt (1)	78
3. South Carolina	54
4. Kentucky	53
5. Missouri	47
6. Georgia	32
7. Tennessee	30
EASTERN	
Champion: Florida (13), Vanderbilt (1)	

HOME RUN LISTING

No.	Player	Gm#	Date	Opponent	Pitcher	On Base	Inn	Outs	Count	Score	Final
1.	Luke Bonfield	3	Feb 21	Central Michigan	Williams, B.	2	7	1	2-0	6-3	W, 9-4
2.	Clark Eagan	4	Feb. 23	Miss. Valley State	Hodges, C.	1	2	0	2-1	7-1	W, 21-4
3.	Luke Bonfield	4	Feb. 23	Miss. Valley State	Gullett, C.	1	3	2	2-0	12-1	W, 21-4
4.	Austin Catron	4	Feb. 23	Miss. Valley State	McWright, C.	1	6	2	3-2	21-4	W, 21-4
5.	Michael Bernal	5	Feb. 24	Miss. Valley State	Spencer, F.	1	5	0	3-1	9-0	W, 20-0
6.	Carson Shaddy	5	Feb. 24	Miss. Valley State	Spencer, F.	1	6	0	2-2	13-0	W, 20-0
7.	Carson Shaddy	5	Feb. 24	Miss. Valley State	McWright, C.	0	8	0	0-1	14-0	W, 20-0
8.	Michael Bernal	7	Feb. 27	#9 Houston	King, J.	1	2	1	1-0	1-1	W, 12-3
9.	Michael Bernal	7	Feb. 27	#9 Houston	Hernandez, N.	2	3	2	0-1	5-1	W, 12-3
10.	Carson Shaddy	7	Feb. 27	#9 Houston	Reed, C.	1	8	0	3-2	10-3	W, 12-3
11.	Michael Bernal	8	Feb. 28	#23 Texas Tech	Howard, H.	1	4	1	1-2	4-5	W, 10-6
12.	Clark Eagan	8	Feb. 28	#23 Texas Tech	Martin, D.	0	5	0	3-2	7-5	W, 10-6
13.	Carson Shaddy	9	March 2	Louisiana Tech	Clancy, T.	0	1	1	1-0	1-0	L, 3-2
14.	Grant Koch	10	March 4	Eastern Illinois	Wivinis, M.	0	3	0	1-1	0-0	W, 5-2
15.	Carson Shaddy	10	March 4	Eastern Illinois	Wivinis, M.	1	3	2	2-0	1-0	W, 5-2
16.	Jake Arledge	11	March 5	Eastern Illinois	Hughes	0	2	1	1-1	2-3	L, 10-8
17.	Jake Arledge	11	March 5	Eastern Illinois	Thurston	1	7	2	2-2	5-8	L, 10-8
18.	Chad Spanberger	11	March 5	Eastern Illinois	Fisher	0	9	1	2-2	7-8	L, 10-8
19.	Rick Nomura	13	March 9	Gonzaga	Hellinger	3	6	2	0-1	10-6	L, 15-10
20.	Tucker Pennell	14	March 11	Western Illinois	Church	1	5	2	3-2	2-0	W, 3-2
21.	Chad Spanberger	15	March 12	Western Illinois	Mortillaro	2	3	1	2-1	2-2	W, 9-3
22.	Rick Nomura	15	March 12	Western Illinois	Sturchio	0	5	0	3-2	5-3	W, 9-3
23.	Rick Nomura	16	March 15	Grambling State	Hoover	1	4	1	0-0	6-3	W, 14-4
24.	Tucker Pennell	19	March 18	#12 South Carolina	Schmidt	0	3	1	0-0	8-0	L, 10-6
25.	Luke Bonfield	19	March 18	#12 South Carolina	Murray	1	8	1	0-0	9-4	L, 10-6
26.	Michael Bernal	23	March 26	Auburn	Mize	1	4	2	0-0	1-0	W, 14-7
27.	Michael Bernal	23	March 26	Auburn	Mitchell	1	5	2	2-2	6-0	W, 14-7
28.	Luke Bonfield	23	March 26	Auburn	Sprinkle	1	6	1	3-2	11-0	W, 14-7
29.	Chad Spanberger	23	March 26	Auburn	Frazier	0	8	1	2-2	13-5	W, 14-7
30.	Catron	27	April 2	Missouri	Houck	0	5	2	0-2	6-1	L, 8-5
31.	Luke Bonfield	29	April 6	Memphis	Bowlan	0	2	1	2-1	1-0	W, 12-4



BULLPEN CHART

Player	ERA	W	L	APP	GS	CG	SHO	CBO	SV	IP	H	R	ER	BB	SO	2B	3B	HR	AB	B/Avg	WP	HBP	BK	SFA	SHA
14 Doug Willey	0.00	1	1	13	0	0	0	2	1	15.2	12	1	0	2	16	1	0	0	56	.214	0	0	0	0	0
46 Barrett Loseke	0.00	0	0	4	0	0	0	0	0	6.2	5	0	0	4	7	1	0	0	24	.208	2	0	0	0	1
37 Weston Rogers	0.00	0	0	2	0	0	0	0	0	1.2	2	0	0	0	3	0	0	0	6	.333	0	0	0	0	0
5 Cody Scroggins	0.00	0	0	1	0	0	0	0	0	1.0	0	0	0	0	0	0	0	0	2	.000	0	0	0	0	0
10 Josh Alberius	0.90	2	0	12	0	0	0	2	0	20.0	14	3	2	5	25	3	0	1	70	.200	1	2	0	0	1
16 Blaine Knight	0.93	1	0	3	0	0	0	0	0	9.2	10	1	1	3	7	1	0	0	38	.263	0	0	1	0	0
36 Cannon Chadwick	2.31	1	0	6	0	0	0	1	0	11.2	11	4	3	4	8	2	0	0	41	.268	0	1	0	1	1
30 Hunter Hart	3.00	1	0	7	0	0	0	0	0	9.0	6	5	3	5	11	1	0	0	30	.200	5	1	0	0	0
28 James Teague	3.12	2	2	9	0	0	0	0	0	17.1	10	6	6	11	20	2	1	1	57	.175	2	2	0	0	1
32 Zach Jackson	3.68	2	2	11	0	0	0	0	4	22.0	19	12	9	18	27	3	0	2	81	.235	2	2	0	0	5
38 Jordan Rodriguez	5.25	0	0	14	0	0	0	1	1	12.0	9	7	7	6	11	2	0	3	42	.214	0	1	0	0	1
55 Isaiah Campbell	6.75	0	0	2	0	0	0	0	0	1.1	2	1	1	0	1	0	0	1	6	.333	0	2	0	0	0
34 Jake Reindl	8.10	0	0	4	0	0	0	1	0	3.1	5	3	3	0	3	1	0	0	15	.333	1	0	0	0	0
21 Kacey Murphy	8.22	0	0	9	0	0	0	1	0	7.2	11	7	7	5	7	3	0	0	33	.333	0	1	0	0	0
13 Ty Harris	9.64	0	0	7	0	0	0	2	0	4.2	6	5	5	5	2	0	0	1	19	.316	2	1	0	0	0
18 Anthony Dahl	10.50	1	1	5	0	0	0	0	0	6.0	12	7	7	1	7	4	0	0	29	.414	0	2	0	1	0
25 Dominic Taccolini	13.50	0	0	1	0	0	0	0	0	1.1	2	2	2	1	3	1	0	0	6	.333	0	0	0	0	0
Totals	3.34	11	6	29	0	0	2	2	6	151.0	136	64	56	70	158	25	1	9	555	.245	15	15	1	2	10

PINCH HIT APPEARANCES

Gm#	Date	Opponent	Batter	Scoring	Inn	Outs	Score	Final
2	Feb 20	Central Michigan	Catron, A.	1B	8	2	3-2	W, 4-3
3	Feb 21	Central Michigan	Arledge, J.	5-3	7	1	9-3	W, 9-4
4	Feb 23	Miss. Valley State	Simms, D.	1B	5	2	15-1	W, 21-4
4	Feb 23	Miss. Valley State	Scroggins, C.	P4	5	2	16-1	W, 21-4
7	Feb 27	#9 Houston	Catron, A.	1B	3	2	3-1	W, 12-3
8	Feb. 28	#23 Texas Tech	Simms, D.	54 SAC BU	7	1	9-6	W, 10-6
9	March 2	Louisiana Tech	Catron, A.	K	9	1	3-2	L, 3-2
10	March 4	Eastern Illinois	Benninghoff, J.	KL	5	1	4-2	W, 5-2
11	March 5	Eastern Illinois	Spanberger, C.	HR	9	1	7-8	I, 10-8
12	March 6	Eastern Illinois	Spanberger, C.	4-3	4	1	1-2	W, 3-2
13	March 11	Western Illinois	Spanberger, C.	P5	9	0	2-2	W, 3-2
14	March 13	Western Illinois	Benninghoff, J.	K	8	1	3-0	W, 3-0
15	March 15	Grambling State	Scroggins, C	5-3	7	2	14-4	W, 14-4
19	March 18	#12 South Carolina	Simms, D.	L7	6	0	8-1	L, 10-6
21	March 20	#12 South Carolina	Cole, E.	K	9	0	9-6	L, 8-6
23	March 26	Auburn	Gosser, A.	P4	6	2	13-0	W, 14-7
23	March 26	Auburn	Koch, G.	F8	8	0	13-5	W, 14-7
26	April 1	Missouri	Simms, D.	K BU	6	0	2-3	W, 7-6
27	April 2	Missouri	Bonfield, L	K	8	1	4-7	L, 8-5
28	April 3	Missouri	Simms, D.	3U	7	1	0-4	L, 10-1
29	April 6	Memphis	Benninghoff, J.	K	8	0	10-2	W, 12-4

Inning-by-inning Scoring Summary

	1	2	3	4	5	6	7	8	9	EX	Total
Arkansas	21	23	29	21	27	32	23	28	5	1	210
Opponents	22	12	12	26	10	6	12	18	13	2	133

GAME-BY-GAME HITTING (2016)

Date	Opponent	AB	R	H	RBI	2B	3B	HR	BB	IBB	SB	CS	HBP	SAC	SF	GDP	K	PO	A	E	Avg
Feb 19, 2016	CENTRAL MICHIGAN	30	6	8	4	0	1	0	2	0	0	0	2	3	0	0	6	27	13	0	.267
Feb 20, 2016	CENTRAL MICHIGAN	28	4	9	3	0	0	0	2	0	0	1	0	3	1	2	9	27	13	0	.293
Feb 21, 2016	CENTRAL MICHIGAN	27	9	10	7	1	1	1	7	0	1	0	0	0	1	0	2	24	13	1	.318
Feb 23, 2016	MISS. VALLEY STATE	40	21	19	21	3	2	3	10	0	0	0	0	0	3	0	4	27	15	2	.368
Feb 24, 2016	MISS. VALLEY STATE	37	20	15	19	4	0	3	10	0	1	0	1	1	4	0	4	27	16	0	.377
Feb 26, 2016	vs Rice	31	5	7	4	4	0	0	3	0	0	0	3	1	1	0	4	27	11	0	.352
Feb 27, 2016	vs Houston	38	12	13	11	1	0	3	3	0	0	0	1	0	0	0	9	27	9	0	.351
Feb 28, 2016	vs Texas Tech	36	10	12	7	2	1	2	4	0	3	0	2	1	1	1	8	27	11	0	.348
Mar 02, 2016	LOUISIANA TECH	33	2	6	2	0	0	1	4	1	2	0	0	0	0	1	8	27	13	0	.330
Mar 04, 2016	EASTERN ILLINOIS	33	5	8	5	0	1	2	4	0	2	0	0	0	0	0	7	27	10	0	.321
Mar 05, 2016	EASTERN ILLINOIS	44	8	11	8	2	0	3	13	1	1	0	0	1	0	1	5	36	22	6	.313
Mar 06, 2016	EASTERN ILLINOIS	28	3	6	3	2	0	0	8	2	0	2	1	2	1	0	3	27	14	2	.306
Mar 09, 2016	GONZAGA	35	10	10	9	1	0	1	7	0	0	1	1	0	0	0	8	27	7	1	.305
Mar 11, 2016	WESTERN ILLINOIS	32	3	4	3	1	0	1	5	0	2	0	1	2	0	0	5	30	13	3	.292
Mar 12, 2016	WESTERN ILLINOIS	39	9	15	9	6	0	2	3	0	4	0	0	0	1	0	3	27	16	1	.299
Mar 13, 2016	WESTERN ILLINOIS	28	3	6	3	1	0	0	3	0	1	0	2	2	0	1	9	27	13	1	.295
Mar 15, 2016	GRAMBLING STATE	40	14	15	13	6	0	1	5	0	0	0	3	0	1	0	6	27	13	0	.301
Mar 16, 2016	GRAMBLING STATE	25	3	4	2	1	0	0	7	0	2	1	1	0	1	1	5	27	11	1	.295
Mar 18, 2016	at South Carolina	39	6	12	6	3	0	2	1	0	0	0	0	0	0	0	13	24	13	0	.295
Mar 19, 2016	at South Carolina	29	2	4	1	0	0	0	4	0	1	0	2	0	0	2	9	24	8	0	.289
Mar 20, 2016	at South Carolina	33	6	9	4	2	0	0	3	0	2	0	1	0	1	0	11	24	9	1	.288
Mar 25, 2016	AUBURN	32	3	9	3	2	0	0	1	0	0	0	0	0	0	1	5	27	11	0	.288
Mar 26, 2016	AUBURN	38	14	14	11	2	0	4	7	0	0	0	0	0	0	1	2	27	9	0	.292
Mar 27, 2016	AUBURN	32	3	7	3	0	0	0	3	0	0	0	0	0	0	0	8	27	12	0	.289
Mar 29, 2016	at Oklahoma State	34	4	8	3	2	0	0	6	0	0	1	0	1	0	2	10	24	10	1	.287
Apr 01, 2016	MISSOURI	34	7	13	7	2	0	0	1	0	0	0	0	2	1	0	6	27	9	2	.290
Apr 02, 2016	MISSOURI	35	5	8	5	1	1	1	4	0	0	0	1	0	0	0	7	27	10	1	.288
Apr 03, 2016	MISSOURI	32	1	6	1	0	0	0	4	0	0	0	0	1	0	0	10	27	6	1	.285
Apr 06, 2016	at Memphis	42	12	16	7	3	0	1	2	0	2	0	0	1	1	2	6	27	6	1	.289
Totals		984	210	284	184	52	7	31	136	4	24	6	22	21	18	15	192	780	336	25	.289



GAME-BY-GAME PITCHING (2016)

Date	Opponent	IP	H	R	ER	BB	SO	2B	3B	HR	WP	BK	HBP	DP	IBB	Score	W	L	SV	ERA
Feb 19, 2016	CENTRAL MICHIGAN	9.0	2	1	1	3	7	0	0	0	0	0	1	1	0	6-1	1	0	0	1.00
Feb 20, 2016	CENTRAL MICHIGAN	9.0	7	3	3	2	8	3	0	0	0	0	3	0	0	4-3	2	0	1	2.00
Feb 21, 2016	CENTRAL MICHIGAN	8.0	7	4	2	5	6	0	0	0	1	0	1	2	0	9-4	3	0	1	2.08
Feb 23, 2016	MISS. VALLEY STATE	9.0	7	4	4	1	11	1	0	1	2	0	0	1	0	21-4	4	0	1	2.57
Feb 24, 2016	MISS. VALLEY STATE	9.0	4	0	0	0	12	0	0	0	0	0	0	1	0	20-0	5	0	1	2.05
Feb 26, 2016	vs Rice	9.0	6	2	2	1	10	0	0	0	1	0	0	0	0	5-2	6	0	2	2.04
Feb 27, 2016	vs Houston	9.0	11	3	3	5	13	5	0	0	1	0	0	1	0	12-3	7	0	2	2.18
Feb 28, 2016	vs Texas Tech	9.0	11	6	6	7	10	2	0	0	1	0	2	3	0	10-6	8	0	2	2.66
Mar 02, 2016	LOUISIANA TECH	9.0	6	3	3	2	5	1	0	0	1	0	0	1	0	2-3	8	1	2	2.70
Mar 04, 2016	EASTERN ILLINOIS	9.0	8	2	2	2	9	0	0	0	0	0	0	1	0	5-2	9	1	3	2.63
Mar 05, 2016	EASTERN ILLINOIS	12.0	16	10	9	5	9	2	0	1	1	0	0	1	0	8-10	9	2	3	3.12
Mar 06, 2016	EASTERN ILLINOIS	9.0	4	2	1	2	3	1	0	0	0	0	0	1	0	3-2	10	2	3	2.95
Mar 09, 2016	GONZAGA	9.0	18	15	14	5	6	3	0	0	4	0	5	1	0	10-15	10	3	3	3.78
Mar 11, 2016	WESTERN ILLINOIS	10.0	4	2	1	5	14	0	0	0	0	0	0	2	0	3-2	11	3	3	3.56
Mar 12, 2016	WESTERN ILLINOIS	9.0	9	3	3	6	6	1	0	1	0	0	1	0	0	9-3	12	3	3	3.52
Mar 13, 2016	WESTERN ILLINOIS	9.0	2	0	0	3	10	0	0	0	0	0	2	2	0	3-0	13	3	4	3.31
Mar 15, 2016	GRAMBLING STATE	9.0	8	4	4	2	9	2	0	2	0	0	0	1	0	14-4	14	3	4	3.35
Mar 16, 2016	GRAMBLING STATE	9.0	6	2	2	0	8	0	0	1	0	1	0	0	0	3-2	15	3	5	3.27
Mar 18, 2016	at South Carolina	8.0	16	10	10	2	3	2	1	1	1	0	2	1	0	6-10	15	4	5	3.64
Mar 19, 2016	at South Carolina	8.0	8	6	6	4	7	0	0	1	0	0	1	0	0	2-6	15	5	5	3.78
Mar 20, 2016	at South Carolina	8.0	10	8	7	5	6	2	1	1	0	0	1	0	0	6-8	15	6	5	3.95
Mar 25, 2016	AUBURN	9.0	9	2	2	9	10	1	0	0	0	0	2	1	0	3-2	16	6	5	3.86
Mar 26, 2016	AUBURN	9.0	12	7	7	7	6	1	0	1	0	0	1	1	0	14-7	17	6	5	4.00
Mar 27, 2016	AUBURN	9.0	10	1	1	3	9	0	0	1	1	0	1	0	0	3-1	18	6	5	3.88
Mar 29, 2016	at Oklahoma State	8.0	8	5	4	4	6	2	0	1	0	0	1	2	0	4-5	18	7	5	3.90
Apr 01, 2016	MISSOURI	9.0	9	6	5	4	6	4	0	2	1	0	0	1	0	7-6	19	7	6	3.94
Apr 02, 2016	MISSOURI	9.0	11	8	8	7	7	4	1	1	1	0	1	2	0	5-8	19	8	6	4.09
Apr 03, 2016	MISSOURI	9.0	9	10	7	8	11	2	1	1	2	0	0	1	1	1-10	19	9	6	4.20
Apr 06, 2016	at Memphis	9.0	10	4	4	2	11	3	0	0	1	0	0	0	0	12-4	20	9	6	4.19
Totals		260.0	248	133	121	111	238	42	4	16	19	1	25	28	1	210-133	20	9	6	4.19

**PITCHERS / GAME-BY-GAME (2016)** (Career-highs listed under name)**38 • Jordan Rodriguez**

Innings: 2.0 vs Miss. Valley St. (2/23/16)
Strikeouts: 2, 2x, last vs Auburn (3/27/16)

Date	Opponent	S/R	Result	IP	H	R-ER	BB-K
2/23	Miss. Valley St.	R	--	2.0	2	2-2	0-2
2/27	Houston	R	--	0.1	1	0-0	0-1
2/28	Texas Tech	R	--	1.1	0	0-0	0-1
3/2	La. Tech	R	--	0.1	0	0-0	0-1
3/4	Eastern Illinois	R	--	1.0	1	0-0	0-0
3/5	Eastern Illinois	R	--	0.2	0	0-0	1-1
3/9	Gonzaga	R	--	1.1	2	1-1	1-1
3/13	Western Illinois	R	S	0.1	0	0-0	0-0
3/19	#12 S. Carolina	R	--	0.1	0	0-0	0-1
3/20	#12 S. Carolina	R	--	0.2	0	0-0	0-0
3/25	Auburn	R	--	1.2	1	0-0	1-1
3/27	Auburn	R	--	1.1	0	0-0	1-2
3/29	#16 Oklahoma St.	R	--	0.1	0	1-1	1-1
4/1	Missouri	R	--	0.1	2	3-3	1-0

46 • Barrett Loseke

Innings: 4.0 2x, last vs. #12 S. Carolina (3/19/16)
Strikeouts: 4, 2x, last vs. Missouri (4/3/16)

Date	Opponent	S/R	Result	IP	H	R-ER	BB-K
2/20	C. Michigan	R	--	0.1	1	0-0	0-1
2/23	Miss. Valley St.	R	--	2.0	1	0-0	0-3
2/28	Texas Tech	R	--	1.1	2	0-0	3-3
3/9	Gonzaga	R	--	3.0	1	0-0	1-1
3/13	Western Illinois	S	W	4.0	1	0-0	1-4
3/19	#12 S. Carolina	S	--	4.0	3	2-2	3-3
3/27	Auburn	S	--	2.2	4	1-1	1-2
4/2	Missouri	S	L	3.1	2	3-3	1-4

55 • Isaiah Campbell

Innings: 4.0 vs. Grambling State (3/15/16)
Strikeouts: 4 vs. Grambling State (3/15/16)

Date	Opponent	S/R	Result	IP	H	R-ER	BB-K
2/23	Miss. Valley St.	S	W	2.0	2	1-1	0-1
3/9	Gonzaga	R	--	0.1	1	0-0	0-1
3/15	Grambling State	S	W	4.0	4	3-3	1-4
3/18	#12 S. Carolina	R	--	1.0	1	1-1	0-0
4/6	Memphis	S	--	2.2	2	0-0	1-2

IMPACT HITTERS CAREER SINGLE GAME HIGHS (2016)

1 • Rick Nomura

2016 Season Highs

Hits.....4 vs. Western Illinois (3/12/16)
 Runs.....4 vs. Grambling State (3/15/16)
 RBI5 vs. Gonzaga (3/9/16)
 Home Runs ..1, 3x, last vs. Grambling State (3/15/16)
 Walks.....2, 4x, last vs. Eastern Illinois (3/5/16)
 Strikeouts2 vs. Missouri (4/3/16)

Career Highs

Hits.....4 vs. Western Illinois (4/6/16)
 Runs.....4 vs. Grambling State (3/15/16)
 RBI5 vs. Gonzaga (3/9/16)
 Home Runs ..1, 6x, last vs. Grambling State (3/15/16)
 Walks.....2, 6x, last vs. #9 Houston (2/27/16)
 Strikeouts2, 5x, last vs. Missouri (4/3/16)

3 • Michael Bernal

2016 Season Highs

Hits.....3 vs. Missouri (4/1/16)
 Runs.....3 vs. Missouri (4/1/16)
 RBI5 vs. #9 Houston (2/27/16)
 Home Runs2, 2x, last vs. Auburn (3/26/16)
 Walks.....3 vs. Eastern Illinois (3/5/16)
 Strikeouts3 at #12 S. Carolina (3/18/16)

Career Highs

Hits.....4 at Georgia (5/15/15)
 Runs.....3, 2x, last vs. Missouri (4/1/16)
 RBI5 vs. #9 Houston (2/27/16)
 Home Runs2, 2x, last vs. Auburn (3/26/16)
 Walks.....3 vs. Eastern Illinois (3/5/16)
 Strikeouts3, 3x, last at #12 S. Carolina (3/18/16)

8 • Eric Cole

2016 Season Highs

Hits.....2, 5x, last vs. #12 S. Carolina (3/18/16)
 Runs.....2, 3x, last vs. #9 Houston (2/27/16)
 RBI1, 4x, last vs. Grambling State (3/15/16)
 Home RunsN/A
 Walks.....2 vs. Central Michigan (2/21/16)
 Strikeouts2, 3x, last vs. Missouri (4/2/16)

9 • Clark Eagan

2016 Season Highs

Hits.....3, 4x, last vs. Memphis (4/6/16)
 Runs.....3, 3x, last vs. Memphis (4/6/16)
 RBI5 vs. Miss. Valley St. (2/24/16)
 Home Runs1, 2x, last vs. #23 Texas Tech (2/28/16)
 Walks.....3 vs. Eastern Illinois (3/6/16)
 Strikeouts2, 3x, last at #16 Oklahoma St. (3/29/16)

Career Highs

Hits.....3, 11x, last vs. Memphis (4/6/16)
 Runs.....3, 8x, last vs. Memphis (4/6/16)
 RBI5 vs. Miss. Valley St. (2/24/16)
 Home Runs1, 6x, last #23 Texas Tech (2/28/16)
 Walks.....3, 2x, last vs Eastern Illinois (3/6/15)
 Strikeouts ..2, 14x, last at #16 Oklahoma St. (3/29/16)

15 • Jake Arledge

2016 Season Highs

Hits.....3, 2x, last vs. Eastern Illinois (3/5/16)
 Runs.....4, 2x, last vs Eastern Illinois (3/5/16)
 RBI3 vs. Eastern Illinois (3/5/16)
 Home Runs2 vs. Eastern Illinois (3/5/16)
 Walks.....2, 2x, last vs. Auburn (3/26/16)
 Strikeouts3, 2x, last vs. Auburn (3/27/16)

Career Highs

Hits.....4, 2x, last vs. at LSU Eunice (4/7/15)
 Runs.....4, at Galveston (5/9/15)
 RBI4 vs. Northeast Texas (3/23/15)
 Home Runs2 vs. Eastern Illinois (3/5/16)
 Walks.....2, 4x, last vs. Auburn (3/26/16)
 Strikeouts3, 2x, last vs. Auburn (3/27/16)

17 • Luke Bonfield

2016 Season Highs

Hits.....3, 2x, last vs. Western Illinois (3/12/16)
 Runs.....4 vs. Miss. Valley St. (2/23/16)
 RBI5 vs. Miss. Valley St. (2/23/16)
 Home Runs1, 5x, last vs. Memphis (4/6/16)
 Walks.....2, 3x, last vs. Missouri (4/3/16)
 Strikeouts3, 2x, last at #12 S. Carolina (3/19/16)

Career Highs

Hits.....3, 2x, last vs. Western Illinois (3/12/16)
 Runs.....4 vs. Miss. Valley St. (2/23/16)
 RBI5 vs. Miss. Valley St. (2/23/16)
 Home Runs1, 6x, last vs. Memphis (4/6/16)
 Walks.....3 vs. Stephen F. Austin (4/15/15)
 Strikeouts3, 2x, last at #12 S. Carolina (3/19/16)

19 • Austin Catron

2016 Season Highs

Hits.....3, 2x, last vs. Missouri (4/2/16)
 Runs.....2, 2x, last vs. Missouri (4/2/16)
 RBI3, 3x, last vs. Missouri (4/2/16)
 Home Runs1, 2x, last vs. Missouri (4/2/16)
 Walks.....3 vs. Eastern Illinois (3/5/16)
 Strikeouts2 vs. Miss. Valley St. (2/24/16)

Career Highs

Hits.....4 vs. Rose State (4/3/15)
 Runs.....3, 2x, last at NE Oklahoma A&M (4/25/15)
 RBI3, 3x, last vs. Missouri (4/2/16)
 Home Runs1, 7x, last vs. Missouri (4/2/16)
 Walks.....3 vs. Eastern Illinois (3/5/16)
 Strikeouts3 vs. Seminole State (OK) (5/11/14)

20 • Carson Shaddy

2016 Season Highs

Hits.....3, 3x, last at #12 S. Carolina (3/18/16)
 Runs.....2, 5x, last vs. Auburn (3/26/16)
 RBI6 vs. Grambling State (3/15/16)
 Home Runs2 vs. Miss. Valley St. (2/24/16)
 Walks.....2, 2x, last at #16 Oklahoma St. (3/29/16)
 Strikeouts2, 4x, last vs. Memphis (4/6/16)

Career Highs

Hits.....3, 5x, last at #12 S. Carolina (3/18/16)
 Runs.....2, 9x, last vs. Auburn (3/26/16)
 RBI6 vs. Grambling State (3/15/16)
 Home Runs2 vs. Miss. Valley St. (2/24/16)
 Walks.....2, 2x, last at #16 Oklahoma st. (3/29/16)
 Strikeouts2, 8x, last vs. Memphis (4/6/16)

24 • Chad Spanberger

2016 Season Highs

Hits.....2, 3x, last vs. Auburn (3/26/16)
 Runs.....2, 2x, last vs. Auburn (3/26/16)
 RBI4 vs. Western Illinois (3/12/16)
 Home Runs1, 3x, last vs. Auburn (3/26/16)
 Walks.....1, 5x, last vs. Auburn (3/27/16)
 Strikeouts3 at #16 Oklahoma St. (3/29/16)

Career Highs

Hits.....3, 2x, last at Texas A&M (4/19/15)
 Runs.....2, 2x, last vs. Auburn (3/26/16)
 RBI4, 2x, last vs. Western Illinois (3/12/16)
 Home Runs1, 3x, last vs. Auburn (3/26/16)
 Walks.....3 vs Loyola Marymount (3/8/15)
 Strikeouts3, 2x, last at #16 Oklahoma St. (3/29/16)

27 • Tucker Pennell

2016 Season Highs

Hits.....3 vs. #23 Texas Tech (2/28/16)
 Runs.....1, 9x, last vs. Missouri (4/2/16)
 RBI2, 2x, last vs. Western Illinois (3/11/16)
 Home Runs1, 2x, last at #12 S. Carolina (3/18/16)
 Walks.....2 vs. Western Illinois (3/11/16)
 Strikeouts2, 2x, last at #16 Oklahoma St. (3/29/16)

Career Highs

Hits.....3 vs. #23 Texas Tech (2/28/16)
 Runs.....2 vs. Missouri State (6/5/15)
 RBI2, 2x, last vs. Miss. Valley St. (2/24/16)
 Home Runs1, 2x, last at #12 S. Carolina (3/18/16)
 Walks.....2 vs. Western Illinois (3/11/16)
 Strikeouts3 at Texas A&M (4/19/15)

29 • Cullen Gassaway

2016 Season Highs

Hits.....3, 2x, last vs. Memphis (4/6/16)
 Runs.....2 vs. Memphis (4/6/16)
 RBI2, 4x, last vs. Auburn (3/26/16)
 Home RunsN/A
 Walks2, 2x, last vs. Gonzaga (3/9/16)
 Strikeouts2, 2x, last at #16 Oklahoma St. (3/29/16)

Career Highs

Hits.....3, 3x, last vs. Memphis (4/6/16)
 Runs.....2, 2x, last vs. Memphis (4/6/16)
 RBI3 vs Miss Valley State (4/7/15)
 Home Runs1, 3X, last at Georgia (5/15/15)
 Walks2 vs. Eastern Illinois (3/5/16)
 Strikeouts3 vs Mississippi State (4/26/15)

44 • Alex Gosser

2015 Season Highs

Hits.....N/A
 Runs.....1 vs. Gonzaga (3/9/16)
 RBI1 at #12 S. Carolina (3/20/16)
 Home runsN/A
 Walks1 vs. Gonzaga (3/9/16)
 Strikeouts1 vs. Gonzaga (3/9/16)

Career Highs

Hits.....2, 3x, last at Georgia (5/14/15)
 Runs.....1, 7x, last vs. Gonzaga (3/9/16)
 RBI1, 5x, last at #12 S. Carolina (3/20/16)
 Home RunsN/A
 Walks2 vs Ole Miss (5/21/14)
 Strikeouts3, vs Texas A&M (5/9/14)

Arkansas Baseball
Individual Game-by-Game for Arkansas (as of Apr 06, 2016)

#10 Josh Alberius - 3 games (All games)

Date	Opponent	Pos	AB	R	H	RBI	2B	3B	HR	BB	SB	CS	HBP	SAC	SF	GDP	K	PO	A	E	Avg
Mar 25	AUBURN	p	0	0	0	0	0	0	0	0	0	0	0	0	0	0	0	0	1	0	.000
Apr 01	MISSOURI	p	0	0	0	0	0	0	0	0	0	0	0	0	0	0	0	0	1	0	.000
Apr 03	MISSOURI	p	0	0	0	0	0	0	0	0	0	0	0	0	0	0	0	1	0	0	.000
Totals		ogs	0	0	0	0	0	0	0	0	0	0	0	0	0	0	0	1	2	0	.000

On base pct. .000 • Slugging pct. .000

#10 Josh Alberius - 12 appearances (All games)

Date	Opponent	GS	IP	H	R	ER	BB	SO	2B	3B	HR	WP	BK	HBP	IBB	Score	W-L	Sv	ERA	NP
Feb 24	MISS. VALLEY STATE		2.0	2	0	0	0	3	0	0	0	0	0	0	0	20-0	0-0	0	0.00	24
Feb 27	vs Houston		0.2	0	0	0	1	1	0	0	0	0	0	0	0	12-3	0-0	0	0.00	14
Mar 04	EASTERN ILLINOIS		1.1	2	0	0	0	2	0	0	0	0	0	0	0	5-2	0-0	0	0.00	29
Mar 09	GONZAGA		0.2	4	2	2	0	1	1	0	0	0	0	0	0	10-15	0-0	0	3.86	20
Mar 13	WESTERN ILLINOIS		1.2	0	0	0	1	3	0	0	0	0	0	1	0	3-0	0-0	0	2.84	27
Mar 16	GRAMBLING STATE		2.0	0	0	0	0	4	0	0	0	0	0	0	0	3-2	1-0	0	2.16	25
Mar 18	at South Carolina		0.1	0	0	0	0	1	0	0	0	1	0	0	0	6-10	1-0	0	2.08	4
Mar 25	AUBURN		2.2	0	0	0	1	5	0	0	0	0	0	0	0	3-2	2-0	0	1.59	35
Mar 29	at Oklahoma State		3.0	2	0	0	1	2	0	0	0	0	0	1	0	4-5	2-0	0	1.26	38
Apr 01	MISSOURI		4.0	2	0	0	1	3	2	0	0	0	0	0	0	7-6	2-0	0	0.98	72
Apr 03	MISSOURI		0.2	1	1	0	0	0	0	0	1	0	0	0	0	1-10	2-0	0	0.95	13
Apr 06	vs Memphis		1.0	1	0	0	0	0	0	0	0	0	0	0	0	12-4	2-0	0	0.90	19
Totals		0	20.0	14	3	2	5	25	3	0	1	1	0	2	0	86-59	2-0	0	0.90	-

#15 Jake Arledge - 25 games (All games)

Date	Opponent	Pos	AB	R	H	RBI	2B	3B	HR	BB	SB	CS	HBP	SAC	SF	GDP	K	PO	A	E	Avg
Feb 19	CENTRAL MICHIGAN	of	1	1	1	2	0	1	0	0	0	0	0	0	0	0	0	0	0	0	1.000
Feb 20	CENTRAL MICHIGAN	*of	3	0	0	0	0	0	0	1	0	0	0	0	0	0	1	0	0	0	.250
Feb 21	CENTRAL MICHIGAN	ph	1	0	0	0	0	0	0	0	0	0	0	0	0	0	0	0	0	0	.200
Feb 24	MISS. VALLEY STATE	*of	4	4	3	1	1	0	0	1	0	0	1	0	0	0	0	0	0	0	.444
Feb 26	vs Rice	of	0	0	0	0	0	0	0	1	0	0	0	0	0	0	0	0	0	0	.444
Feb 28	vs Texas Tech	*of	2	2	2	0	0	0	2	1	0	1	0	0	0	0	0	0	0	0	.545
Mar 02	LOUISIANA TECH	*of	3	0	0	0	0	0	0	1	1	0	0	0	0	0	1	3	0	0	.429
Mar 04	EASTERN ILLINOIS	*of	3	1	2	0	0	1	0	1	1	0	0	0	0	0	0	2	0	0	.471
Mar 05	EASTERN ILLINOIS	*of/of	6	4	3	3	0	0	2	1	0	0	0	0	0	0	1	2	0	0	.478
Mar 06	EASTERN ILLINOIS	*of	2	0	1	1	0	0	0	1	0	0	1	0	1	0	0	2	0	0	.480
Mar 09	GONZAGA	*of	3	3	1	0	0	0	0	1	0	0	1	0	0	0	1	4	0	0	.464
Mar 11	WESTERN ILLINOIS	*of	5	0	1	0	1	0	0	0	0	0	0	0	0	0	1	1	0	0	.424
Mar 12	WESTERN ILLINOIS	*of	4	0	0	0	0	0	0	1	1	0	0	0	0	0	1	0	0	0	.378
Mar 13	WESTERN ILLINOIS	*of	2	2	0	0	0	0	0	1	0	0	1	0	0	0	0	1	0	0	.359
Mar 15	GRAMBLING STATE	*of	4	1	1	0	1	0	0	1	0	0	0	0	0	0	0	0	0	0	.349
Mar 16	GRAMBLING STATE	*of/of	3	0	0	0	0	0	0	1	0	0	0	0	0	0	0	2	0	0	.326
Mar 18	at South Carolina	*of/of	5	0	0	0	0	0	0	0	0	0	0	0	0	0	3	4	1	0	.294
Mar 19	at South Carolina	*of	4	0	0	0	0	0	0	0	0	0	0	0	0	1	1	3	1	0	.273
Mar 20	at South Carolina	of	0	0	0	0	0	0	0	0	0	0	0	0	0	0	0	0	0	0	.273
Mar 25	AUBURN	pr/of	1	2	1	0	0	0	0	0	0	0	0	0	0	0	0	0	0	0	.286
Mar 26	AUBURN	*of	2	2	1	0	0	0	0	2	0	0	0	0	0	0	0	3	0	0	.293
Mar 27	AUBURN	*of	4	0	0	0	0	0	0	0	0	0	0	0	0	0	3	2	0	0	.274
Mar 29	at Oklahoma State	of	2	0	1	0	0	0	0	0	0	0	0	0	0	0	0	0	0	0	.281
Apr 01	MISSOURI	*of/of	4	1	0	1	0	0	0	0	0	0	0	1	0	1	1	1	0	0	.265
Apr 03	MISSOURI	*of	2	0	0	0	0	0	0	0	0	0	1	0	0	0	2	0	0	0	.257
Totals		19gs	70	23	18	8	3	2	2	16	4	0	5	1	2	1	16	30	2	0	.257

On base pct. .419 • Slugging pct. .443

Arkansas Baseball
Individual Game-by-Game for Arkansas (as of Apr 06, 2016)

#26 Jack Benninghoff - 13 games (All games)

Date	Opponent	Pos	AB	R	H	RBI	2B	3B	HR	BB	SB	CS	HBP	SAC	SF	GDP	K	PO	A	E	Avg	
Feb 19	CENTRAL MICHIGAN	pr/of	0	1	0	0	0	0	0	0	0	0	0	0	0	0	0	0	0	0	0	.000
Feb 20	CENTRAL MICHIGAN	*dh	2	0	0	0	0	0	0	0	0	0	0	1	0	0	2	0	0	0	0	.000
Feb 23	MISS. VALLEY STATE	of	1	2	1	0	0	0	0	1	0	0	0	0	0	0	0	0	0	0	0	.333
Feb 24	MISS. VALLEY STATE	*of	3	3	0	0	0	0	0	3	0	0	0	0	0	0	0	0	0	0	0	.167
Feb 27	vs Houston	*dh	1	0	0	0	0	0	0	0	0	0	0	0	0	0	0	0	0	0	0	.143
Mar 04	EASTERN ILLINOIS	ph/dh	2	0	0	0	0	0	0	0	0	0	0	0	0	0	1	0	0	0	0	.111
Mar 05	EASTERN ILLINOIS	of	2	0	0	0	0	0	0	0	0	0	0	0	0	0	1	0	0	0	0	.091
Mar 13	WESTERN ILLINOIS	ph/of	1	0	0	0	0	0	0	0	0	0	0	0	0	0	1	1	0	0	0	.083
Mar 15	GRAMBLING STATE	of	1	0	0	0	0	0	0	0	0	0	0	0	0	0	0	2	0	0	0	.077
Mar 26	AUBURN	of	1	0	1	0	0	0	0	0	0	0	0	0	0	0	0	0	0	0	0	.143
Mar 27	AUBURN	of	0	0	0	0	0	0	0	0	0	0	0	0	0	0	0	0	0	0	0	.143
Mar 29	at Oklahoma State	*of	3	0	0	0	0	0	0	0	0	0	0	0	0	0	1	1	0	0	0	.118
Apr 06	vs Memphis	ph	1	0	0	0	0	0	0	0	0	0	0	0	0	0	1	0	0	0	0	.111
Totals		4gs	18	6	2	0	0	0	0	4	0	0	0	1	0	0	7	4	0	0	0	.111

On base pct. .273 • Slugging pct. .111

#3 Michael Bernal - 28 games (All games)

Date	Opponent	Pos	AB	R	H	RBI	2B	3B	HR	BB	SB	CS	HBP	SAC	SF	GDP	K	PO	A	E	Avg	
Feb 19	CENTRAL MICHIGAN	*ss	2	0	0	0	0	0	0	0	0	0	0	1	0	0	0	1	7	0	0	.000
Feb 20	CENTRAL MICHIGAN	*ss	3	0	1	0	0	0	0	0	0	0	0	0	0	0	1	1	1	0	0	.200
Feb 21	CENTRAL MICHIGAN	*ss	4	1	1	2	1	0	0	0	0	0	0	0	0	0	0	1	3	0	0	.222
Feb 23	MISS. VALLEY STATE	*ss	5	2	2	2	1	0	0	1	0	0	0	0	0	0	2	1	3	1	0	.286
Feb 24	MISS. VALLEY STATE	*ss	3	2	2	2	1	0	1	0	0	0	0	0	0	0	0	0	2	0	0	.353
Feb 26	vs Rice	*ss	3	1	0	0	0	0	0	0	0	0	1	0	0	0	0	1	4	0	0	.300
Feb 27	vs Houston	*ss	4	2	2	5	0	0	2	0	0	0	0	0	0	0	0	1	3	0	0	.333
Feb 28	vs Texas Tech	*ss	5	2	2	2	0	0	1	0	0	0	0	0	0	1	1	2	1	0	0	.345
Mar 02	LOUISIANA TECH	*ss	4	0	0	0	0	0	0	0	0	0	0	0	0	0	0	2	3	0	0	.303
Mar 04	EASTERN ILLINOIS	*ss	4	1	1	0	0	0	0	0	0	0	0	0	0	0	0	3	3	0	0	.297
Mar 05	EASTERN ILLINOIS	*ss	3	1	0	1	0	0	0	3	0	0	0	0	0	0	0	2	7	1	0	.275
Mar 06	EASTERN ILLINOIS	*ss	3	1	0	0	0	0	0	1	0	0	0	0	0	0	0	3	4	0	0	.256
Mar 09	GONZAGA	*ss	4	0	1	0	0	0	0	0	0	0	0	0	0	0	0	1	3	0	0	.255
Mar 11	WESTERN ILLINOIS	*ss	4	0	1	0	0	0	0	0	0	0	0	0	0	0	0	2	4	0	0	.255
Mar 12	WESTERN ILLINOIS	*ss	4	0	1	1	1	0	0	0	0	0	0	0	0	0	1	2	4	1	0	.255
Mar 13	WESTERN ILLINOIS	*ss	4	0	0	0	0	0	0	0	0	0	0	0	0	0	1	2	6	1	0	.237
Mar 15	GRAMBLING STATE	*ss	4	0	2	2	1	0	0	0	0	0	0	0	0	0	2	1	2	0	0	.254
Mar 16	GRAMBLING STATE	*ss	3	0	1	1	0	0	0	0	0	0	0	0	0	0	0	0	5	0	0	.258
Mar 18	at South Carolina	*ss	4	0	0	0	0	0	0	0	0	0	0	0	0	0	3	2	2	0	0	.243
Mar 19	at South Carolina	*ss	3	0	1	1	0	0	0	0	0	0	1	0	0	1	0	2	1	0	0	.247
Mar 25	AUBURN	*ss	3	0	1	0	0	0	0	0	0	0	0	0	0	0	0	1	2	0	0	.250
Mar 26	AUBURN	*ss	4	2	2	4	0	0	2	1	0	0	0	0	0	0	0	2	3	0	0	.262
Mar 27	AUBURN	*ss	4	0	2	3	0	0	0	0	0	0	0	0	0	0	1	0	3	0	0	.274
Mar 29	at Oklahoma State	*ss	3	0	1	1	1	0	0	1	0	0	0	0	0	0	0	1	5	0	0	.276
Apr 01	MISSOURI	*ss	3	3	3	1	0	0	0	1	0	0	0	0	0	0	0	1	1	0	0	.300
Apr 02	MISSOURI	*ss	3	0	0	0	0	0	0	0	0	0	1	0	0	0	1	2	3	0	0	.290
Apr 03	MISSOURI	*ss	4	0	1	0	0	0	0	0	0	0	0	0	0	0	1	1	2	0	0	.289
Apr 06	vs Memphis	*ss	4	2	2	1	0	0	0	0	0	0	0	0	1	0	0	1	3	0	0	.297
Totals		28gs	101	20	30	29	6	0	6	8	0	0	4	1	1	2	14	39	90	4	0	.297

On base pct. .368 • Slugging pct. .535

Arkansas Baseball
Individual Game-by-Game for Arkansas (as of Apr 06, 2016)

#17 Luke Bonfield - 24 games (All games)

Date	Opponent	Pos	AB	R	H	RBI	2B	3B	HR	BB	SB	CS	HBP	SAC	SF	GDP	K	PO	A	E	Avg
Feb 19	CENTRAL MICHIGAN	*of	3	0	1	0	0	0	0	0	0	0	0	0	0	0	2	1	0	0	.333
Feb 21	CENTRAL MICHIGAN	*of	4	1	1	3	0	0	1	0	0	0	0	0	0	0	0	1	0	0	.286
Feb 23	MISS. VALLEY STATE	*of	5	4	3	5	1	0	1	1	0	0	0	0	0	0	0	0	0	0	.417
Feb 24	MISS. VALLEY STATE	*dh	1	0	0	2	0	0	0	2	0	0	0	0	1	0	0	0	0	0	.385
Feb 26	vs Rice	*of	2	0	0	1	0	0	0	1	0	0	0	0	0	0	1	1	0	0	.333
Feb 27	vs Houston	*of	5	1	1	0	0	0	0	0	0	0	0	0	0	0	2	0	0	0	.300
Feb 28	vs Texas Tech	*dh	3	0	0	0	0	0	0	0	0	0	0	0	0	0	3	0	0	0	.261
Mar 05	EASTERN ILLINOIS	*of	1	0	1	0	0	0	0	1	0	0	0	0	0	0	0	0	0	0	.292
Mar 11	WESTERN ILLINOIS	*of	4	0	0	0	0	0	0	0	0	0	0	0	0	0	0	1	0	0	.250
Mar 12	WESTERN ILLINOIS	*dh	3	2	3	0	2	0	0	2	0	0	0	0	0	0	0	0	0	0	.323
Mar 13	WESTERN ILLINOIS	*dh	4	0	2	3	1	0	0	0	0	0	0	0	0	0	1	0	0	0	.343
Mar 15	GRAMBLING STATE	*of	5	3	2	1	1	0	0	0	0	0	1	0	0	0	1	1	0	0	.350
Mar 16	GRAMBLING STATE	*of	3	0	1	0	0	0	0	1	0	1	0	0	0	0	1	0	0	0	.349
Mar 18	at South Carolina	*dh	4	1	2	2	0	0	1	0	0	0	0	0	0	0	1	0	0	0	.362
Mar 19	at South Carolina	*dh	4	1	1	0	0	0	0	0	0	0	0	0	0	0	3	0	0	0	.353
Mar 20	at South Carolina	*of	3	0	0	0	0	0	0	1	0	0	0	0	0	0	2	4	0	0	.333
Mar 25	AUBURN	*of	4	0	1	1	0	0	0	0	0	0	0	0	0	1	0	0	0	0	.328
Mar 26	AUBURN	*dh	3	2	1	2	0	0	1	1	0	0	0	0	0	0	2	0	0	0	.328
Mar 27	AUBURN	*dh	3	1	1	0	0	0	0	1	0	0	0	0	0	0	1	0	0	0	.328
Mar 29	at Oklahoma State	*dh	3	1	2	1	0	0	0	1	0	0	0	0	0	0	0	0	0	0	.343
Apr 01	MISSOURI	*of	2	0	0	0	0	0	0	0	0	0	0	0	0	0	1	1	0	0	.333
Apr 02	MISSOURI	ph/of	1	0	0	0	0	0	0	0	0	0	0	0	0	0	1	0	0	0	.329
Apr 03	MISSOURI	*of	2	0	1	0	0	0	0	2	0	0	0	0	0	0	0	0	0	0	.333
Apr 06	vs Memphis	*of	5	1	1	1	0	0	1	0	0	0	0	0	0	0	1	1	0	0	.325
Totals		23gs	77	18	25	22	5	0	5	14	0	1	1	0	1	1	23	11	0	0	.325

On base pct. .430 • Slugging pct. .584

#55 Isaiah Campbell - 2 games (All games)

Date	Opponent	Pos	AB	R	H	RBI	2B	3B	HR	BB	SB	CS	HBP	SAC	SF	GDP	K	PO	A	E	Avg
Feb 23	MISS. VALLEY STATE	*p	0	0	0	0	0	0	0	0	0	0	0	0	0	0	0	0	1	0	.000
Mar 15	GRAMBLING STATE	*p	0	0	0	0	0	0	0	0	0	0	0	0	0	0	0	1	1	0	.000
Totals		2gs	0	0	0	0	0	0	0	0	0	0	0	0	0	0	0	1	2	0	.000

On base pct. .000 • Slugging pct. .000

#55 Isaiah Campbell - 5 appearances (All games)

Date	Opponent	GS	IP	H	R	ER	BB	SO	2B	3B	HR	WP	BK	HBP	IBB	Score	W-L	Sv	ERA	NP
Feb 23	MISS. VALLEY STATE	*	2.0	2	1	1	0	1	0	0	0	0	0	0	0	21-4	1-0	0	4.50	23
Mar 09	GONZAGA	*	0.1	1	0	0	0	1	0	0	0	0	0	2	0	10-15	1-0	0	3.86	20
Mar 15	GRAMBLING STATE	*	4.0	4	3	3	1	4	1	0	2	0	0	0	0	14-4	2-0	0	5.68	57
Mar 18	at South Carolina	*	1.0	1	1	1	0	0	0	0	1	0	0	0	0	6-10	2-0	0	6.14	10
Apr 06	vs Memphis	*	2.2	2	0	0	1	2	0	0	0	1	0	0	0	12-4	2-0	0	4.50	34
Totals		3	10.0	10	5	5	2	8	1	0	3	1	0	2	0	63-37	2-0	0	4.50	-

Arkansas Baseball
Individual Game-by-Game for Arkansas (as of Apr 06, 2016)

#19 Austin Catron - 17 games (All games)

Date	Opponent	Pos	AB	R	H	RBI	2B	3B	HR	BB	SB	CS	HBP	SAC	SF	GDP	K	PO	A	E	Avg
Feb 19	CENTRAL MICHIGAN	*dh	3	0	1	0	0	0	0	0	0	0	0	1	0	0	1	0	0	0	.333
Feb 20	CENTRAL MICHIGAN	ph/dh	1	0	1	1	0	0	0	0	0	1	0	0	0	0	0	0	0	0	.500
Feb 21	CENTRAL MICHIGAN	*dh	2	1	0	0	0	0	0	1	0	0	0	0	0	0	0	0	0	0	.333
Feb 23	MISS. VALLEY STATE	*dh	5	2	2	3	0	0	1	0	0	0	0	0	1	0	0	0	0	0	.364
Feb 24	MISS. VALLEY STATE	*1b	5	1	1	2	0	0	0	0	0	0	0	0	1	0	2	13	1	0	.312
Feb 26	vs Rice	*dh	3	1	2	0	1	0	0	0	0	0	0	1	0	0	0	0	0	0	.368
Feb 27	vs Houston	ph/dh	3	1	3	3	0	0	0	0	0	0	0	0	0	0	0	0	0	0	.455
Mar 02	LOUISIANA TECH	ph	1	0	0	0	0	0	0	0	0	0	0	0	0	0	1	0	0	0	.435
Mar 04	EASTERN ILLINOIS	*dh	2	0	0	0	0	0	0	0	0	0	0	0	0	0	0	0	0	0	.400
Mar 05	EASTERN ILLINOIS	*dh/of	3	0	1	2	0	0	0	3	0	0	0	0	0	0	0	0	0	0	.393
Mar 06	EASTERN ILLINOIS	*1b	4	0	0	0	0	0	0	0	0	0	0	0	0	0	1	10	0	1	.344
Mar 09	GONZAGA	*dh	5	0	0	0	0	0	0	0	0	0	0	0	0	0	1	0	0	0	.297
Mar 16	GRAMBLING STATE	*dh	3	0	0	0	0	0	0	1	0	0	0	0	0	1	1	0	0	0	.275
Apr 01	MISSOURI	*dh	4	1	1	1	0	0	0	0	0	0	0	0	0	0	1	0	0	0	.273
Apr 02	MISSOURI	*dh	3	2	3	3	0	1	1	1	0	0	0	0	0	0	0	0	0	0	.319
Apr 03	MISSOURI	*dh	4	1	2	0	0	0	0	0	0	0	0	0	0	0	0	0	0	0	.333
Apr 06	vs Memphis	*dh	4	0	0	0	0	0	0	0	0	0	0	0	0	0	0	0	0	0	.309
Totals		14gs	55	10	17	15	1	1	2	6	0	1	0	2	2	1	8	23	1	1	.309

On base pct. .365 • Slugging pct. .473

#36 Cannon Chadwick - 3 games (All games)

Date	Opponent	Pos	AB	R	H	RBI	2B	3B	HR	BB	SB	CS	HBP	SAC	SF	GDP	K	PO	A	E	Avg
Feb 24	MISS. VALLEY STATE	p	0	0	0	0	0	0	0	0	0	0	0	0	0	0	0	0	1	0	.000
Mar 02	LOUISIANA TECH	p	0	0	0	0	0	0	0	0	0	0	0	0	0	0	0	0	1	0	.000
Mar 05	EASTERN ILLINOIS	p	0	0	0	0	0	0	0	0	0	0	0	0	0	0	0	0	1	1	.000
Totals		0gs	0	0	0	0	0	0	0	0	0	0	0	0	0	0	0	0	3	1	.000

On base pct. .000 • Slugging pct. .000

#36 Cannon Chadwick - 6 appearances (All games)

Date	Opponent	GS	IP	H	R	ER	BB	SO	2B	3B	HR	WP	BK	HBP	IBB	Score	W-L	Sv	ERA	NP
Feb 20	CENTRAL MICHIGAN		2.0	1	0	0	1	1	0	0	0	0	0	1	0	4-3	0-0	0	0.00	34
Feb 24	MISS. VALLEY STATE		1.0	0	0	0	0	1	0	0	0	0	0	0	0	20-0	0-0	0	0.00	11
Feb 28	vs Texas Tech		2.1	3	1	1	1	3	0	0	0	0	0	0	0	10-6	1-0	0	1.69	45
Mar 02	LOUISIANA TECH		3.0	2	0	0	0	1	0	0	0	0	0	0	0	2-3	1-0	0	1.08	25
Mar 05	EASTERN ILLINOIS		2.2	2	1	0	1	1	1	0	0	0	0	0	0	8-10	1-0	0	0.82	35
Mar 09	GONZAGA		0.2	3	2	2	1	1	1	0	0	0	0	0	0	10-15	1-0	0	2.31	18
Totals		0	11.2	11	4	3	4	8	2	0	0	0	0	1	0	54-37	1-0	0	2.31	-

Arkansas Baseball
Individual Game-by-Game for Arkansas (as of Apr 06, 2016)

#8 Eric Cole - 22 games (All games)

Date	Opponent	Pos	AB	R	H	RBI	2B	3B	HR	BB	SB	CS	HBP	SAC	SF	GDP	K	PO	A	E	Avg
Feb 19	CENTRAL MICHIGAN	*of	5	2	2	0	0	0	0	0	0	0	0	0	0	0	0	3	0	0	.400
Feb 20	CENTRAL MICHIGAN	*of	3	2	1	0	0	0	0	1	0	0	0	0	0	0	1	0	0	0	.375
Feb 21	CENTRAL MICHIGAN	*of	2	0	2	0	0	0	0	2	0	0	0	0	0	0	0	3	0	0	.500
Feb 23	MISS. VALLEY STATE	*of	3	1	2	0	0	0	0	1	0	0	0	0	0	0	1	0	0	0	.538
Feb 26	vs Rice	*of	3	0	0	0	0	0	0	1	0	0	1	0	0	0	2	0	0	0	.438
Feb 27	vs Houston	*of	5	2	1	0	0	0	0	0	0	0	0	0	0	0	2	1	0	0	.381
Feb 28	vs Texas Tech	*of	3	0	0	1	0	0	0	1	0	0	0	0	1	0	1	1	0	0	.333
Mar 02	LOUISIANA TECH	*of	5	1	1	0	0	0	0	0	0	0	0	0	0	0	1	0	0	0	.310
Mar 04	EASTERN ILLINOIS	*of	4	1	1	1	0	0	0	1	0	0	0	0	0	0	1	1	0	0	.303
Mar 05	EASTERN ILLINOIS	ph/of	3	0	0	0	0	0	0	0	0	0	1	0	0	0	0	0	0	0	.278
Mar 06	EASTERN ILLINOIS	*of	4	0	0	0	0	0	0	0	0	0	0	1	0	0	0	2	0	0	.250
Mar 11	WESTERN ILLINOIS	pr	0	1	0	0	0	0	0	0	0	0	0	0	0	0	0	0	0	0	.250
Mar 12	WESTERN ILLINOIS	*of	5	1	2	1	1	0	0	1	0	0	0	0	0	0	0	1	0	0	.267
Mar 13	WESTERN ILLINOIS	*of	2	0	0	0	0	0	0	1	0	0	1	0	0	0	2	0	0	0	.255
Mar 15	GRAMBLING STATE	*of	4	0	1	1	0	0	0	0	0	0	0	0	0	0	1	0	0	0	.255
Mar 16	GRAMBLING STATE	of	0	0	0	0	0	0	0	0	0	0	0	0	0	0	0	0	0	0	.255
Mar 18	at South Carolina	*of	4	0	2	0	1	0	0	1	0	0	0	0	0	0	0	1	0	0	.273
Mar 19	at South Carolina	*of	3	0	0	0	0	0	0	1	0	0	0	0	0	0	1	3	0	0	.259
Mar 20	at South Carolina	ph	1	0	0	0	0	0	0	0	0	0	0	0	0	0	1	0	0	0	.254
Mar 26	AUBURN	of	1	0	1	0	0	0	0	0	0	0	0	0	0	0	0	1	0	0	.267
Apr 02	MISSOURI	*of/of	5	0	0	0	0	0	0	0	0	0	0	0	0	0	2	0	0	0	.246
Apr 06	vs Memphis	*of	4	0	1	0	0	0	0	0	0	0	0	1	0	0	2	0	0	0	.246
Totals		17gs	69	11	17	4	2	0	0	10	1	0	1	4	1	0	18	17	0	0	.246

On base pct. .346 • Slugging pct. .275

#18 Anthony Dahl - 5 appearances (All games)

Date	Opponent	GS	IP	H	R	ER	BB	SO	2B	3B	HR	WP	BK	HBP	IBB	Score	W-L	Sv	ERA	NP
Feb 21	CENTRAL MICHIGAN		2.1	2	0	0	1	3	0	0	0	0	0	0	0	9-4	1-0	0	0.00	52
Feb 27	vs Houston		2.2	5	2	2	0	3	2	0	0	0	0	0	0	12-3	1-0	0	3.60	39
Mar 05	EASTERN ILLINOIS		0.0	2	2	2	0	0	1	0	0	0	0	0	0	8-10	1-0	0	7.20	4
Mar 09	GONZAGA		0.0	0	2	2	0	0	0	0	0	0	0	2	0	10-15	1-1	0	10.80	2
Apr 06	vs Memphis		1.0	3	1	1	0	1	1	0	0	0	0	0	0	12-4	1-1	0	10.50	19
Totals		0	6.0	12	7	7	1	7	4	0	0	0	0	2	0	51-36	1-1	0	10.50	-

Arkansas Baseball
Individual Game-by-Game for Arkansas (as of Apr 06, 2016)

#9 Clark Eagan - 29 games (All games)

Date	Opponent	Pos	AB	R	H	RBI	2B	3B	HR	BB	SB	CS	HBP	SAC	SF	GDP	K	PO	A	E	Avg
Feb 19	CENTRAL MICHIGAN	*of/1b	3	0	0	0	0	0	0	0	0	0	0	1	0	0	2	1	0	0	.000
Feb 20	CENTRAL MICHIGAN	*of/1b	3	0	2	1	0	0	0	0	0	0	0	1	0	0	0	2	0	0	.333
Feb 21	CENTRAL MICHIGAN	*of/1b	3	1	1	0	0	0	0	1	0	0	0	0	0	0	0	3	1	0	.333
Feb 23	MISS. VALLEY STATE	*of/1b	5	2	1	2	0	0	1	1	0	0	0	0	0	0	0	6	0	0	.286
Feb 24	MISS. VALLEY STATE	*3b	4	1	2	5	1	0	0	0	1	0	0	0	2	0	1	0	3	0	.333
Feb 26	vs Rice	*of	5	0	2	0	2	0	0	0	0	0	0	0	0	0	0	0	0	0	.348
Feb 27	vs Houston	*of	4	0	0	0	0	0	0	0	0	0	1	0	0	0	1	1	0	0	.296
Feb 28	vs Texas Tech	*of	3	3	2	2	0	1	1	1	1	0	1	0	0	0	0	2	0	0	.333
Mar 02	LOUISIANA TECH	*of	3	0	2	1	0	0	0	1	0	0	0	0	0	0	1	3	0	0	.364
Mar 04	EASTERN ILLINOIS	*1b	3	0	1	1	0	0	0	1	1	0	0	0	0	0	1	10	2	0	.361
Mar 05	EASTERN ILLINOIS	*of/1b	6	1	3	0	1	0	0	1	0	0	0	0	0	0	0	8	0	0	.381
Mar 06	EASTERN ILLINOIS	*of	2	0	1	1	0	0	0	3	0	0	0	0	0	0	0	0	0	0	.386
Mar 09	GONZAGA	*of	4	2	1	2	0	0	0	1	0	0	0	0	0	0	1	3	0	0	.375
Mar 11	WESTERN ILLINOIS	*of	4	0	0	0	0	0	0	0	0	0	0	1	0	0	0	0	0	0	.346
Mar 12	WESTERN ILLINOIS	*3b	4	1	2	1	0	0	0	0	1	0	0	0	1	0	0	1	3	0	.357
Mar 13	WESTERN ILLINOIS	*1b	4	0	0	0	0	0	0	0	0	0	0	0	0	1	1	11	0	0	.333
Mar 15	GRAMBLING STATE	*1b	6	3	3	1	0	0	0	0	0	0	0	0	0	0	1	10	2	0	.348
Mar 16	GRAMBLING STATE	*of/1b	3	0	0	0	0	0	0	1	0	0	0	0	0	0	0	4	0	0	.333
Mar 18	at South Carolina	*of/1b	5	1	2	0	0	0	0	0	0	0	0	0	0	0	2	3	2	0	.338
Mar 19	at South Carolina	*1b	4	0	0	0	0	0	0	0	0	0	0	0	0	0	1	7	2	0	.321
Mar 20	at South Carolina	*of/1b	4	1	1	1	0	0	0	0	0	0	1	0	0	0	1	4	0	0	.317
Mar 25	AUBURN	*of/1b	4	0	0	0	0	0	0	0	0	0	0	0	0	0	2	3	0	0	.302
Mar 26	AUBURN	*of	4	1	1	0	0	0	0	0	0	0	0	0	0	0	0	2	0	0	.300
Mar 27	AUBURN	*of/1b	3	0	0	0	0	0	0	1	0	0	0	0	0	0	1	2	0	0	.290
Mar 29	at Oklahoma State	*of	4	0	0	0	0	0	0	1	0	0	0	0	0	0	2	0	0	0	.278
Apr 01	MISSOURI	*of	5	0	3	2	1	0	0	0	0	0	0	0	0	0	0	5	0	0	.294
Apr 02	MISSOURI	*of	3	0	1	0	1	0	0	2	0	0	0	0	0	0	1	3	0	0	.295
Apr 03	MISSOURI	*of	4	0	2	0	0	0	0	1	0	0	0	0	0	0	1	1	0	0	.303
Apr 06	vs Memphis	*of	6	3	3	2	0	0	0	0	1	0	0	0	0	0	0	2	0	0	.313
Totals		29gs	115	20	36	22	6	1	2	16	5	0	3	3	3	1	20	97	15	0	.313

On base pct. .401 • Slugging pct. .435

#29 Cullen Gassaway - 24 games (All games)

Date	Opponent	Pos	AB	R	H	RBI	2B	3B	HR	BB	SB	CS	HBP	SAC	SF	GDP	K	PO	A	E	Avg
Feb 19	CENTRAL MICHIGAN	*1b	4	0	1	2	0	0	0	0	0	0	0	0	0	0	0	10	1	0	.250
Feb 20	CENTRAL MICHIGAN	*1b	3	0	1	1	0	0	0	0	0	0	0	0	1	0	1	12	2	0	.286
Feb 21	CENTRAL MICHIGAN	*1b	3	1	2	0	0	1	0	0	0	0	0	0	0	0	0	7	1	0	.400
Feb 23	MISS. VALLEY STATE	*1b	3	1	1	1	0	0	0	1	0	0	0	0	0	0	1	7	1	1	.385
Feb 26	vs Rice	*1b	4	1	1	1	1	0	0	0	0	0	0	0	0	0	0	9	0	0	.353
Feb 27	vs Houston	*1b	4	1	1	1	0	0	0	1	0	0	0	0	0	0	1	6	0	0	.333
Feb 28	vs Texas Tech	*1b	5	0	1	0	0	0	0	0	0	0	0	0	0	0	1	9	0	0	.308
Mar 02	LOUISIANA TECH	*1b	4	0	0	0	0	0	0	0	0	0	0	0	0	1	0	11	0	0	.267
Mar 05	EASTERN ILLINOIS	*1b	3	1	1	1	0	0	0	2	0	0	0	0	0	0	1	8	1	0	.273
Mar 06	EASTERN ILLINOIS	1b	0	0	0	1	0	0	0	1	0	0	0	0	0	0	0	2	0	0	.273
Mar 09	GONZAGA	*1b	3	1	2	2	0	0	0	2	0	0	0	0	0	0	1	5	1	0	.306
Mar 11	WESTERN ILLINOIS	*1b	4	0	1	1	0	0	0	1	0	0	0	0	0	0	1	10	0	1	.300
Mar 12	WESTERN ILLINOIS	*1b	5	0	1	0	0	0	0	0	0	0	0	0	0	0	0	10	1	0	.289
Mar 16	GRAMBLING STATE	*1b	2	0	0	1	0	0	0	1	0	0	0	0	1	0	0	8	0	0	.277
Mar 18	at South Carolina	*1b	2	0	0	0	0	0	0	0	0	0	0	0	0	0	2	6	1	0	.265
Mar 20	at South Carolina	*1b	4	1	2	0	0	0	0	0	1	0	0	0	0	0	1	4	2	0	.283
Mar 25	AUBURN	*1b	3	0	1	1	1	0	0	0	0	0	0	0	0	0	0	4	0	0	.286
Mar 26	AUBURN	*1b	4	1	1	2	1	0	0	1	0	0	0	0	0	0	0	5	0	0	.283
Mar 27	AUBURN	*1b	4	0	2	0	0	0	0	0	0	0	0	0	0	0	1	9	0	0	.297
Mar 29	at Oklahoma State	*1b	4	1	1	0	0	0	0	1	0	0	0	0	0	1	2	9	0	0	.294
Apr 01	MISSOURI	*1b	3	1	3	0	1	0	0	0	0	0	1	0	0	0	0	4	1	0	.324
Apr 02	MISSOURI	*1b	5	0	1	0	0	0	0	0	0	0	0	0	0	0	0	8	0	0	.316
Apr 03	MISSOURI	*1b	4	0	0	0	0	0	0	0	0	0	0	0	0	0	3	11	0	0	.300
Apr 06	vs Memphis	*1b	5	2	3	1	0	0	0	0	1	0	0	0	0	1	0	8	0	0	.318
Totals		23gs	85	12	27	16	4	1	0	11	2	0	0	1	2	3	16	182	12	2	.318

On base pct. .388 • Slugging pct. .388

Arkansas Baseball
Individual Game-by-Game for Arkansas (as of Apr 06, 2016)

#44 Alex Gosser - 6 games (All games)

Date	Opponent	Pos	AB	R	H	RBI	2B	3B	HR	BB	SB	CS	HBP	SAC	SF	GDP	K	PO	A	E	Avg
Feb 24	MISS. VALLEY STATE	dh	1	1	0	0	0	0	0	1	0	0	0	0	0	0	1	0	0	0	.000
Mar 09	GONZAGA	*c	2	1	0	0	0	0	0	1	0	0	0	0	0	0	1	5	0	0	.000
Mar 11	WESTERN ILLINOIS	c	0	0	0	0	0	0	0	0	0	0	0	0	0	0	0	3	0	0	.000
Mar 15	GRAMBLING STATE	c	1	0	0	0	0	0	0	0	0	0	0	0	0	0	0	0	0	0	.000
Mar 20	at South Carolina	*c	2	0	0	1	0	0	0	0	0	0	0	0	1	0	0	5	0	0	.000
Mar 26	AUBURN	ph/c	2	0	0	0	0	0	0	0	0	0	0	0	0	0	0	4	0	0	.000
Totals		2gs	8	2	0	1	0	0	0	2	0	0	0	0	1	0	2	17	0	0	.000

On base pct. .182 • Slugging pct. .000

#13 Ty Harris - 7 appearances (All games)

Date	Opponent	GS	IP	H	R	ER	BB	SO	2B	3B	HR	WP	BK	HBP	IBB	Score	W-L	Sv	ERA	NP
Feb 24	MISS. VALLEY STATE		2.0	1	0	0	0	0	0	0	0	0	0	0	0	20-0	0-0	0	0.00	12
Feb 27	vs Houston		0.0	0	0	0	1	0	0	0	0	1	0	0	0	12-3	0-0	0	0.00	4
Mar 09	GONZAGA		0.1	0	0	0	0	0	0	0	0	0	0	0	0	10-15	0-0	0	0.00	3
Mar 13	WESTERN ILLINOIS		0.2	0	0	0	1	0	0	0	0	0	0	0	0	3-0	0-0	0	0.00	10
Mar 15	GRAMBLING STATE		0.2	0	0	0	1	0	0	0	0	0	0	0	0	14-4	0-0	0	0.00	6
Mar 26	AUBURN		1.0	5	5	5	2	0	0	0	1	0	0	1	0	14-7	0-0	0	9.64	42
Apr 03	MISSOURI		0.0	0	0	0	2	0	0	0	0	1	0	0	0	1-10	0-0	0	9.64	9
Totals		0	4.2	6	5	5	5	2	0	0	1	2	0	1	0	74-39	0-0	0	9.64	-

#30 Hunter Hart - 4 games (All games)

Date	Opponent	Pos	AB	R	H	RBI	2B	3B	HR	BB	SB	CS	HBP	SAC	SF	GDP	K	PO	A	E	Avg
Feb 21	CENTRAL MICHIGAN	p	0	0	0	0	0	0	0	0	0	0	0	0	0	0	0	1	0	0	.000
Feb 23	MISS. VALLEY STATE	p	0	0	0	0	0	0	0	0	0	0	0	0	0	0	0	0	2	0	.000
Feb 28	vs Texas Tech	p	0	0	0	0	0	0	0	0	0	0	0	0	0	0	0	0	1	0	.000
Mar 05	EASTERN ILLINOIS	p	0	0	0	0	0	0	0	0	0	0	0	0	0	0	0	0	1	0	.000
Totals		0gs	0	0	0	0	0	0	0	0	0	0	0	0	0	0	0	1	4	0	.000

On base pct. .000 • Slugging pct. .000

#30 Hunter Hart - 7 appearances (All games)

Date	Opponent	GS	IP	H	R	ER	BB	SO	2B	3B	HR	WP	BK	HBP	IBB	Score	W-L	Sv	ERA	NP
Feb 21	CENTRAL MICHIGAN		1.0	1	1	0	1	2	0	0	0	1	0	0	0	9-4	0-0	0	0.00	22
Feb 23	MISS. VALLEY STATE		1.0	1	0	0	1	0	0	0	0	0	0	0	0	21-4	0-0	0	0.00	11
Feb 28	vs Texas Tech		1.2	0	0	0	1	0	0	0	0	0	0	1	0	10-6	0-0	0	0.00	17
Mar 05	EASTERN ILLINOIS		1.0	1	0	0	1	0	0	0	0	1	0	0	0	8-10	0-0	0	0.00	17
Mar 09	GONZAGA		0.0	1	3	2	1	0	0	0	0	3	0	0	0	10-15	0-0	0	3.86	17
Mar 15	GRAMBLING STATE		2.1	2	1	1	1	4	1	0	0	0	0	0	0	14-4	0-0	0	3.86	40
Apr 06	vs Memphis		2.0	0	0	0	0	4	0	0	0	0	0	0	0	12-4	1-0	0	3.00	30
Totals		0	9.0	6	5	3	5	11	1	0	0	5	0	1	0	84-47	1-0	0	3.00	-

#32 Zach Jackson - 2 games (All games)

Date	Opponent	Pos	AB	R	H	RBI	2B	3B	HR	BB	SB	CS	HBP	SAC	SF	GDP	K	PO	A	E	Avg
Feb 26	vs Rice	p	0	0	0	0	0	0	0	0	0	0	0	0	0	0	0	0	1	0	.000
Mar 05	EASTERN ILLINOIS	p	0	0	0	0	0	0	0	0	0	0	0	0	0	0	0	0	1	1	.000
Totals		0gs	0	0	0	0	0	0	0	0	0	0	0	0	0	0	0	0	2	1	.000

On base pct. .000 • Slugging pct. .000

Arkansas Baseball
Individual Game-by-Game for Arkansas (as of Apr 06, 2016)

#32 Zach Jackson - 11 appearances (All games)

Date	Opponent	GS	IP	H	R	ER	BB	SO	2B	3B	HR	WP	BK	HBP	IBB	Score	W-L	Sv	ERA	NP
Feb 19	CENTRAL MICHIGAN		1.0	1	0	0	1	1	0	0	0	0	0	0	0	6-1	0-0	0	0.00	13
Feb 20	CENTRAL MICHIGAN		1.2	1	1	1	1	4	1	0	0	0	0	2	0	4-3	0-0	1	3.38	37
Feb 26	vs Rice		3.0	1	0	0	0	4	0	0	0	1	0	0	0	5-2	0-0	2	1.59	40
Mar 02	LOUISIANA TECH		0.2	0	0	0	0	0	0	0	0	0	0	0	0	2-3	0-0	2	1.42	7
Mar 04	EASTERN ILLINOIS		0.2	0	0	0	1	2	0	0	0	0	0	0	0	5-2	0-0	3	1.29	13
Mar 05	EASTERN ILLINOIS		2.1	4	2	2	1	0	0	0	1	0	0	0	0	8-10	0-1	3	2.89	39
Mar 11	WESTERN ILLINOIS		3.0	2	1	0	3	5	0	0	0	0	0	0	0	3-2	1-1	3	2.19	59
Mar 20	at South Carolina		2.2	3	4	4	5	2	1	0	1	0	0	0	0	6-8	1-2	3	4.20	74
Mar 27	AUBURN		2.1	3	0	0	1	2	0	0	0	0	0	0	0	3-1	2-2	3	3.63	40
Apr 01	MISSOURI		0.2	0	0	0	1	0	0	0	0	1	0	0	0	7-6	2-2	4	3.50	15
Apr 03	MISSOURI		4.0	4	4	2	4	7	1	0	0	0	0	0	1	1-10	2-2	4	3.68	87
Totals		0	22.0	19	12	9	18	27	3	0	2	2	0	2	1	50-48	2-2	4	3.68	-

#16 Blaine Knight - 1 game (All games)

Date	Opponent	Pos	AB	R	H	RBI	2B	3B	HR	BB	SB	CS	HBP	SAC	SF	GDP	K	PO	A	E	Avg
Feb 20	CENTRAL MICHIGAN	*p	0	0	0	0	0	0	0	0	0	0	0	0	0	0	0	2	1	0	.000
Totals		1gs	0	0	0	0	0	0	0	0	0	0	0	0	0	0	0	2	1	0	.000

On base pct. .000 • Slugging pct. .000

#16 Blaine Knight - 7 appearances (All games)

Date	Opponent	GS	IP	H	R	ER	BB	SO	2B	3B	HR	WP	BK	HBP	IBB	Score	W-L	Sv	ERA	NP
Feb 20	CENTRAL MICHIGAN	*	5.0	4	2	2	0	3	1	0	0	0	0	0	0	4-3	1-0	0	3.60	74
Feb 27	vs Houston	*	2.0	4	1	1	1	3	1	0	0	0	0	0	0	12-3	1-0	0	3.86	39
Mar 05	EASTERN ILLINOIS	*	3.1	7	5	5	1	4	0	0	0	0	0	0	0	8-10	1-0	0	6.97	54
Mar 12	WESTERN ILLINOIS		4.1	3	0	0	2	5	0	0	0	0	0	0	0	9-3	2-0	0	4.91	70
Mar 16	GRAMBLING STATE		2.0	3	0	0	0	0	0	0	0	0	1	0	0	3-2	2-0	0	4.32	36
Mar 29	at Oklahoma State	*	2.0	4	3	3	1	1	2	0	1	0	0	0	0	4-5	2-0	0	5.30	54
Apr 02	MISSOURI		3.1	4	1	1	1	2	1	0	0	0	0	0	0	5-8	2-0	0	4.91	59
Totals		4	22.0	29	12	12	6	18	5	0	1	0	1	0	0	45-34	2-0	0	4.91	-

#33 Grant Koch - 9 games (All games)

Date	Opponent	Pos	AB	R	H	RBI	2B	3B	HR	BB	SB	CS	HBP	SAC	SF	GDP	K	PO	A	E	Avg
Feb 20	CENTRAL MICHIGAN	*c	2	0	0	0	0	0	0	0	0	0	0	0	0	0	2	3	0	0	.000
Feb 23	MISS. VALLEY STATE	*c	4	2	3	4	1	1	0	1	0	0	0	0	0	0	0	9	2	0	.500
Feb 27	vs Houston	c	0	0	0	0	0	0	0	0	0	0	0	0	0	0	0	2	0	0	.500
Mar 04	EASTERN ILLINOIS	*c	3	1	2	1	0	0	1	1	0	0	0	0	0	0	0	8	2	0	.556
Mar 05	EASTERN ILLINOIS	c	1	0	0	0	0	0	0	0	0	0	0	0	0	1	0	0	0	0	.500
Mar 11	WESTERN ILLINOIS	*dh	2	1	0	0	0	0	0	1	0	0	0	0	0	0	1	0	0	0	.417
Mar 16	GRAMBLING STATE	*c	1	0	0	0	0	0	0	0	0	0	1	0	0	0	1	3	1	0	.385
Mar 26	AUBURN	ph	1	0	0	0	0	0	0	0	0	0	0	0	0	0	0	0	0	0	.357
Apr 06	vs Memphis	*c	4	2	3	1	1	0	0	1	0	0	0	0	0	0	0	11	1	1	.444
Totals		6gs	18	6	8	6	2	1	1	4	0	0	1	0	0	1	4	36	6	1	.444

On base pct. .565 • Slugging pct. .833

#46 Barrett Loseke - 3 games (All games)

Date	Opponent	Pos	AB	R	H	RBI	2B	3B	HR	BB	SB	CS	HBP	SAC	SF	GDP	K	PO	A	E	Avg
Mar 09	GONZAGA	p	0	0	0	0	0	0	0	0	0	0	0	0	0	0	0	1	0	0	.000
Mar 17	at South Carolina	*p	0	0	0	0	0	0	0	0	0	0	0	0	0	0	0	1	0	0	.000
Mar 27	AUBURN	*p	0	0	0	0	0	0	0	0	0	0	0	0	0	0	0	0	1	0	.000
Totals		2gs	0	0	0	0	0	0	0	0	0	0	0	0	0	0	0	2	1	0	.000

On base pct. .000 • Slugging pct. .000

Arkansas Baseball
Individual Game-by-Game for Arkansas (as of Apr 06, 2016)

#46 Barrett Loseke - 8 appearances (All games)

Date	Opponent	GS	IP	H	R	ER	BB	SO	2B	3B	HR	WP	BK	HBP	IBB	Score	W-L	Sv	ERA	NP
Feb 20	CENTRAL MICHIGAN		0.1	1	0	0	0	0	1	0	0	0	0	0	0	4-3	0-0	0	0.00	6
Feb 23	MISS. VALLEY STATE		2.0	1	0	0	0	3	0	0	0	1	0	0	0	21-4	0-0	0	0.00	24
Feb 28	vs Texas Tech		1.1	2	0	0	3	3	0	0	0	1	0	0	0	10-6	0-0	0	0.00	46
Mar 09	GONZAGA		3.0	1	0	0	1	1	0	0	0	0	0	0	0	10-15	0-0	0	0.00	45
Mar 13	WESTERN ILLINOIS	*	4.0	1	0	0	1	4	0	0	0	0	0	1	0	3-0	1-0	0	0.00	48
Mar 19	at South Carolina	*	4.0	3	2	2	3	3	0	0	0	0	0	0	0	2-6	1-0	0	1.23	70
Mar 27	AUBURN	*	2.2	4	1	1	1	2	0	0	1	1	0	0	0	3-1	1-0	0	1.56	48
Apr 03	MISSOURI	*	3.1	2	3	3	1	4	0	1	0	1	0	0	0	1-10	1-1	0	2.61	45
Totals		4	20.2	15	6	6	10	20	1	1	1	4	0	1	0	54-45	1-1	0	2.61	-

#11 Keaton McKinney - 4 games (All games)

Date	Opponent	Pos	AB	R	H	RBI	2B	3B	HR	BB	SB	CS	HBP	SAC	SF	GDP	K	PO	A	E	Avg
Feb 21	CENTRAL MICHIGAN	*p	0	0	0	0	0	0	0	0	0	0	0	0	0	0	0	0	0	1	.000
Mar 06	EASTERN ILLINOIS	*p	0	0	0	0	0	0	0	0	0	0	0	0	0	0	0	1	2	1	.000
Mar 12	WESTERN ILLINOIS	*p	0	0	0	0	0	0	0	0	0	0	0	0	0	0	0	0	1	0	.000
Mar 20	at South Carolina	*p	0	0	0	0	0	0	0	0	0	0	0	0	0	0	0	0	0	1	.000
Totals		4gs	0	0	0	0	0	0	0	0	0	0	0	0	0	0	0	1	3	3	.000

On base pct. .000 • Slugging pct. .000

#11 Keaton McKinney - 7 appearances (All games)

Date	Opponent	GS	IP	H	R	ER	BB	SO	2B	3B	HR	WP	BK	HBP	IBB	Score	W-L	Sv	ERA	NP
Feb 21	CENTRAL MICHIGAN	*	4.0	4	3	2	2	1	0	0	0	0	0	1	0	9-4	0-0	0	4.50	58
Feb 28	vs Texas Tech	*	0.2	3	5	5	2	1	2	0	0	0	0	1	0	10-6	0-0	0	13.50	37
Mar 06	EASTERN ILLINOIS	*	7.0	4	2	1	1	1	1	0	0	0	0	0	0	3-2	0-0	0	6.17	95
Mar 12	WESTERN ILLINOIS	*	3.2	5	3	3	4	1	0	0	1	0	0	1	0	9-3	0-0	0	6.46	65
Mar 20	at South Carolina	*	4.2	7	4	3	0	4	1	1	0	0	0	1	0	6-8	0-0	0	6.30	82
Mar 26	AUBURN	*	6.0	3	0	0	5	3	0	0	0	0	0	0	0	14-7	1-0	0	4.85	101
Apr 02	MISSOURI	*	3.2	6	6	6	4	2	3	0	1	1	0	1	0	5-8	1-1	0	6.07	92
Totals		7	29.2	32	23	20	18	13	7	1	2	1	0	5	0	56-38	1-1	0	6.07	-

On base pct. .000 • Slugging pct. .000

#21 Kacey Murphy - 1 game (All games)

Date	Opponent	Pos	AB	R	H	RBI	2B	3B	HR	BB	SB	CS	HBP	SAC	SF	GDP	K	PO	A	E	Avg
Feb 21	CENTRAL MICHIGAN	p	0	0	0	0	0	0	0	0	0	0	0	0	0	0	0	1	1	0	.000
Totals		0gs	0	0	0	0	0	0	0	0	0	0	0	0	0	0	0	1	1	0	.000

On base pct. .000 • Slugging pct. .000

#21 Kacey Murphy - 9 appearances (All games)

Date	Opponent	GS	IP	H	R	ER	BB	SO	2B	3B	HR	WP	BK	HBP	IBB	Score	W-L	Sv	ERA	NP
Feb 19	CENTRAL MICHIGAN		0.1	0	0	0	1	1	0	0	0	0	0	0	0	6-1	0-0	0	0.00	9
Feb 21	CENTRAL MICHIGAN		0.2	0	0	0	1	0	0	0	0	0	0	0	0	9-4	0-0	0	0.00	12
Feb 23	MISS. VALLEY STATE		1.0	1	1	1	1	1	1	0	0	0	0	0	0	21-4	0-0	0	4.50	20
Mar 04	EASTERN ILLINOIS		1.0	1	0	0	0	0	0	0	0	0	0	0	0	5-2	0-0	0	3.00	17
Mar 09	GONZAGA		0.1	0	1	1	0	0	0	0	0	0	0	1	0	10-15	0-0	0	5.40	7
Mar 13	WESTERN ILLINOIS		1.2	0	0	0	0	2	0	0	0	0	0	0	0	3-0	0-0	0	3.60	21
Mar 18	at South Carolina		0.2	3	1	1	1	0	0	0	0	0	0	0	0	6-10	0-0	0	4.76	17
Mar 26	AUBURN		2.0	4	2	2	0	3	1	0	0	0	0	0	0	14-7	0-0	0	5.87	35
Apr 03	MISSOURI		0.0	2	2	2	1	0	1	0	0	0	0	0	0	1-10	0-0	0	8.22	13
Totals		0	7.2	11	7	7	5	7	3	0	0	0	0	1	0	75-53	0-0	0	8.22	-

Arkansas Baseball
Individual Game-by-Game for Arkansas (as of Apr 06, 2016)

#1 Rick Nomura - 28 games (All games)

Date	Opponent	Pos	AB	R	H	RBI	2B	3B	HR	BB	SB	CS	HBP	SAC	SF	GDP	K	PO	A	E	Avg
Feb 19	CENTRAL MICHIGAN	*2b	2	1	0	0	0	0	0	1	0	0	1	0	0	0	0	2	2	0	.000
Feb 20	CENTRAL MICHIGAN	*2b	3	0	1	0	0	0	0	0	0	0	0	1	0	1	0	2	6	0	.200
Feb 21	CENTRAL MICHIGAN	*2b	1	2	1	1	0	0	0	2	0	0	0	0	1	0	0	1	5	0	.333
Feb 23	MISS. VALLEY STATE	*2b	3	3	1	2	0	1	0	2	0	0	0	0	1	0	0	2	5	0	.333
Feb 26	vs Rice	*2b	4	0	0	0	0	0	0	0	0	0	0	0	0	0	1	5	4	0	.231
Feb 27	vs Houston	*2b	3	2	1	0	0	0	0	2	0	0	0	0	0	0	1	2	4	0	.250
Feb 28	vs Texas Tech	*2b	5	1	1	1	0	0	0	0	0	0	0	0	0	0	1	2	3	0	.238
Mar 02	LOUISIANA TECH	*2b	4	0	1	0	0	0	0	0	0	0	0	0	0	0	0	2	3	0	.240
Mar 04	EASTERN ILLINOIS	*2b	4	0	0	0	0	0	0	0	0	0	0	0	0	0	0	0	1	0	.207
Mar 05	EASTERN ILLINOIS	*2b	2	0	0	0	0	0	0	2	0	0	0	0	0	0	0	3	2	1	.194
Mar 06	EASTERN ILLINOIS	*2b	3	0	1	0	1	0	0	0	0	1	0	1	0	0	0	3	6	0	.206
Mar 09	GONZAGA	*2b	4	1	2	5	0	0	1	1	0	1	0	0	0	0	0	4	2	0	.237
Mar 11	WESTERN ILLINOIS	*2b	3	0	0	0	0	0	0	1	1	0	0	0	0	0	0	2	4	0	.220
Mar 12	WESTERN ILLINOIS	*2b	5	3	4	2	1	0	1	0	1	0	0	0	0	0	0	5	4	0	.283
Mar 13	WESTERN ILLINOIS	*2b	3	0	1	0	0	0	0	1	0	0	0	0	0	0	0	1	4	0	.286
Mar 15	GRAMBLING STATE	*2b	4	4	3	2	1	0	1	1	0	0	0	0	0	0	0	4	2	0	.321
Mar 16	GRAMBLING STATE	*2b	3	1	0	0	0	0	0	1	1	0	0	0	0	0	1	2	0	0	.304
Mar 18	at South Carolina	*2b	4	1	1	0	1	0	0	0	0	0	0	0	0	0	1	0	3	0	.300
Mar 19	at South Carolina	*2b	4	0	1	0	0	0	0	0	0	0	0	0	0	0	1	0	2	0	.297
Mar 20	at South Carolina	*2b	4	1	1	0	1	0	0	0	0	0	0	0	0	0	1	0	4	0	.294
Mar 25	AUBURN	*2b	4	0	2	1	1	0	0	0	0	0	0	0	0	0	0	8	4	0	.306
Mar 26	AUBURN	*2b	4	2	1	2	0	0	0	1	0	0	0	0	0	1	0	4	3	0	.303
Mar 27	AUBURN	*2b	4	2	2	0	0	0	0	0	0	0	0	0	0	0	0	2	6	0	.312
Mar 29	at Oklahoma State	*2b	5	1	0	0	0	0	0	0	0	0	0	0	0	0	0	4	4	0	.294
Apr 01	MISSOURI	*2b	4	1	2	1	0	0	0	0	0	0	0	0	0	0	0	4	4	1	.303
Apr 02	MISSOURI	*2b	3	1	0	0	0	0	0	1	0	0	0	0	0	0	0	2	3	0	.293
Apr 03	MISSOURI	*2b	4	0	0	0	0	0	0	0	0	0	0	0	0	0	2	1	2	0	.281
Apr 06	vs Memphis	*2b	5	1	2	1	2	0	0	0	0	0	0	0	1	0	4	2	0	0	.287
Totals		27gs	101	28	29	18	8	1	3	16	3	2	1	2	2	3	9	71	94	2	.287

On base pct. .383 • Slugging pct. .475

#27 Tucker Pennell - 26 games (All games)

Date	Opponent	Pos	AB	R	H	RBI	2B	3B	HR	BB	SB	CS	HBP	SAC	SF	GDP	K	PO	A	E	Avg
Feb 19	CENTRAL MICHIGAN	*c	4	0	0	0	0	0	0	0	0	0	0	0	0	0	0	7	1	0	.000
Feb 20	CENTRAL MICHIGAN	c	1	0	0	0	0	0	0	0	0	0	0	0	0	1	0	5	0	0	.000
Feb 21	CENTRAL MICHIGAN	*c	2	1	1	1	0	0	0	1	0	0	0	0	0	0	0	6	1	0	.143
Feb 24	MISS. VALLEY STATE	*c	6	1	2	2	1	0	0	0	0	0	0	0	0	0	10	3	0	0	.231
Feb 26	vs Rice	*c	3	0	0	0	0	0	0	0	0	0	1	0	0	0	0	10	1	0	.188
Feb 27	vs Houston	*c	4	1	1	0	1	0	0	0	0	0	0	0	0	0	2	11	1	0	.200
Feb 28	vs Texas Tech	*c	4	1	3	0	2	0	0	0	1	0	0	0	0	0	0	10	2	0	.292
Mar 02	LOUISIANA TECH	*c	3	0	1	0	0	0	0	0	1	0	0	0	0	0	1	4	3	0	.296
Mar 05	EASTERN ILLINOIS	*c	4	0	1	0	1	0	0	0	0	0	0	0	0	0	0	10	3	0	.290
Mar 06	EASTERN ILLINOIS	*c	3	1	2	0	1	0	0	1	0	1	0	0	0	0	0	2	1	0	.324
Mar 09	GONZAGA	c	1	0	0	0	0	0	0	0	0	0	0	0	0	0	0	2	0	0	.314
Mar 11	WESTERN ILLINOIS	*c	1	1	1	2	0	0	1	2	0	0	0	1	0	0	0	10	3	0	.333
Mar 12	WESTERN ILLINOIS	*c	4	0	0	0	0	0	0	0	0	0	0	0	0	0	0	6	3	0	.300
Mar 13	WESTERN ILLINOIS	*c	3	1	1	0	0	0	0	0	0	0	0	0	0	0	1	10	0	0	.302
Mar 15	GRAMBLING STATE	*c	3	0	0	0	0	0	0	1	0	0	0	0	0	0	0	8	1	0	.283
Mar 16	GRAMBLING STATE	c	1	0	1	0	0	0	0	0	0	0	0	0	0	0	0	6	0	0	.298
Mar 18	at South Carolina	*c	4	1	1	1	0	0	1	0	0	0	0	0	0	0	1	3	1	0	.294
Mar 19	at South Carolina	*c	2	0	0	0	0	0	0	1	0	0	0	0	0	0	0	6	1	0	.283
Mar 20	at South Carolina	c	1	0	0	0	0	0	0	0	0	0	0	0	0	0	1	1	0	0	.278
Mar 25	AUBURN	*c	3	0	0	0	0	0	0	0	0	0	0	0	0	0	1	10	2	0	.263
Mar 26	AUBURN	*c	3	0	1	0	1	0	0	0	0	0	0	0	0	0	0	3	0	0	.267
Mar 27	AUBURN	*c	3	0	0	0	0	0	0	0	0	0	0	0	0	0	0	9	0	0	.254
Mar 29	at Oklahoma State	*c	4	1	1	0	1	0	0	0	0	0	0	0	0	0	2	7	0	0	.254
Apr 01	MISSOURI	*c	3	0	0	1	0	0	0	0	0	0	0	1	0	0	0	6	2	0	.243
Apr 02	MISSOURI	*c	4	1	2	1	0	0	0	0	0	0	0	0	0	0	0	8	1	0	.257
Apr 03	MISSOURI	*c	3	0	0	0	0	0	0	1	0	0	0	0	0	0	0	11	0	0	.247
Totals		22gs	77	10	19	8	8	0	2	7	2	1	1	2	0	1	9	181	30	0	.247

On base pct. .318 • Slugging pct. .429

Arkansas Baseball
Individual Game-by-Game for Arkansas (as of Apr 06, 2016)

#34 Jake Reindl - 4 appearances (All games)

Date	Opponent	GS	IP	H	R	ER	BB	SO	2B	3B	HR	WP	BK	HBP	IBB	Score	W-L	Sv	ERA	NP
Feb 24	MISS. VALLEY STATE		1.0	0	0	0	0	2	0	0	0	0	0	0	0	20-0	0-0	0	0.00	10
Mar 09	GONZAGA		0.1	2	2	2	0	0	0	0	0	1	0	0	0	10-15	0-0	0	13.50	11
Mar 15	GRAMBLING STATE		1.0	1	0	0	0	0	0	0	0	0	0	0	0	14-4	0-0	0	7.71	14
Apr 06	vs Memphis		1.0	2	1	1	0	1	1	0	0	0	0	0	0	12-4	0-0	0	8.10	20
Totals		0	3.1	5	3	3	0	3	1	0	0	1	0	0	0	56-23	0-0	0	8.10	-

#38 Jordan Rodriguez - 4 games (All games)

Date	Opponent	Pos	AB	R	H	RBI	2B	3B	HR	BB	SB	CS	HBP	SAC	SF	GDP	K	PO	A	E	Avg	
Feb 23	MISS. VALLEY STATE	p	0	0	0	0	0	0	0	0	0	0	0	0	0	0	0	0	1	0	.000	
Mar 20	at South Carolina	p	0	0	0	0	0	0	0	0	0	0	0	0	0	0	0	0	1	0	.000	
Mar 25	AUBURN	p	0	0	0	0	0	0	0	0	0	0	0	0	0	0	0	0	1	0	.000	
Apr 01	MISSOURI	p	0	0	0	0	0	0	0	0	0	0	0	0	0	0	0	1	0	0	.000	
Totals		ogs	0	0	0	0	0	0	0	0	0	0	0	0	0	0	0	0	1	3	0	.000

On base pct. .000 • Slugging pct. .000

#38 Jordan Rodriguez - 14 appearances (All games)

Date	Opponent	GS	IP	H	R	ER	BB	SO	2B	3B	HR	WP	BK	HBP	IBB	Score	W-L	Sv	ERA	NP
Feb 23	MISS. VALLEY STATE		2.0	2	2	2	0	2	0	0	1	0	0	0	0	21-4	0-0	0	9.00	22
Feb 27	vs Houston		0.1	1	0	0	0	1	1	0	0	0	0	0	0	12-3	0-0	0	7.71	8
Feb 28	vs Texas Tech		1.1	0	0	0	0	1	0	0	0	0	0	0	0	10-6	0-0	0	4.91	12
Mar 02	LOUISIANA TECH		0.1	0	0	0	0	0	0	0	0	0	0	0	0	2-3	0-0	0	4.50	5
Mar 04	EASTERN ILLINOIS		1.0	1	0	0	0	0	0	0	0	0	0	0	0	5-2	0-0	0	3.60	9
Mar 05	EASTERN ILLINOIS		0.2	0	0	0	1	1	0	0	0	0	0	0	0	8-10	0-0	0	3.18	12
Mar 09	GONZAGA		1.1	2	1	1	1	1	1	0	0	0	0	0	0	10-15	0-0	0	3.86	25
Mar 13	WESTERN ILLINOIS		0.1	0	0	0	0	0	0	0	0	0	0	0	0	3-0	0-0	1	3.68	10
Mar 19	at South Carolina		0.1	0	0	0	0	1	0	0	0	0	0	0	0	2-6	0-0	1	3.52	6
Mar 20	at South Carolina		0.2	0	0	0	0	0	0	0	0	0	0	0	0	6-8	0-0	1	3.24	10
Mar 25	AUBURN		1.2	1	0	0	1	1	0	0	0	0	0	0	0	3-2	0-0	1	2.70	25
Mar 27	AUBURN		1.1	0	0	0	1	2	0	0	0	0	0	1	0	3-1	0-0	1	2.38	23
Mar 29	at Oklahoma State		0.1	0	1	1	1	1	0	0	0	0	0	0	0	4-5	0-0	1	3.09	11
Apr 01	MISSOURI		0.1	2	3	3	1	0	0	0	2	0	0	0	0	7-6	0-0	1	5.25	13
Totals		0	12.0	9	7	7	6	11	2	0	3	0	0	1	0	96-71	0-0	1	5.25	-

#37 Weston Rogers - 2 games (All games)

Date	Opponent	Pos	AB	R	H	RBI	2B	3B	HR	BB	SB	CS	HBP	SAC	SF	GDP	K	PO	A	E	Avg
Mar 05	EASTERN ILLINOIS	p	0	0	0	0	0	0	0	0	0	0	0	0	0	0	0	0	1	0	.000
Mar 16	GRAMBLING STATE	*p	0	0	0	0	0	0	0	0	0	0	0	0	0	0	0	0	1	0	.000
Totals		1gs	0	0	0	0	0	0	0	0	0	0	0	0	0	0	0	0	2	0	.000

On base pct. .000 • Slugging pct. .000

#37 Weston Rogers - 6 appearances (All games)

Date	Opponent	GS	IP	H	R	ER	BB	SO	2B	3B	HR	WP	BK	HBP	IBB	Score	W-L	Sv	ERA	NP
Feb 24	MISS. VALLEY STATE	*	2.0	1	0	0	0	4	0	0	0	0	0	0	0	20-0	1-0	0	0.00	28
Feb 28	vs Texas Tech		0.1	2	0	0	0	0	0	0	0	0	0	0	0	10-6	1-0	0	0.00	5
Mar 02	LOUISIANA TECH	*	2.2	3	2	2	1	1	0	0	0	0	0	0	0	2-3	1-0	0	3.60	48
Mar 05	EASTERN ILLINOIS		1.1	0	0	0	0	3	0	0	0	0	0	0	0	8-10	1-0	0	2.84	16
Mar 09	GONZAGA	*	1.2	2	2	2	1	1	0	0	0	0	0	0	0	10-15	1-0	0	4.50	27
Mar 16	GRAMBLING STATE	*	4.0	3	2	2	0	2	0	0	1	0	0	0	0	3-2	1-0	0	4.50	61
Totals		4	12.0	11	6	6	2	11	0	0	1	0	0	0	0	53-36	1-0	0	4.50	-

Arkansas Baseball
Individual Game-by-Game for Arkansas (as of Apr 06, 2016)

#5 Cody Scroggins - 12 games (All games)

Date	Opponent	Pos	AB	R	H	RBI	2B	3B	HR	BB	SB	CS	HBP	SAC	SF	GDP	K	PO	A	E	Avg
Feb 19	CENTRAL MICHIGAN	pr/3b	0	1	0	0	0	0	0	0	0	0	0	0	0	0	0	0	0	0	.000
Feb 20	CENTRAL MICHIGAN	3b	0	0	0	0	0	0	0	0	0	0	0	0	0	0	0	0	0	0	.000
Feb 21	CENTRAL MICHIGAN	3b	1	0	0	0	0	0	0	0	0	0	0	0	0	0	0	0	0	0	.000
Feb 23	MISS. VALLEY STATE	ph/3b	2	0	0	0	0	0	0	0	0	0	0	0	0	0	0	0	0	0	.000
Feb 24	MISS. VALLEY STATE	*2b/ss	3	2	2	2	0	0	0	2	0	0	0	0	0	0	0	3	4	0	.333
Feb 27	vs Houston	3b	0	0	0	0	0	0	0	0	0	0	0	0	0	0	0	0	0	0	.333
Mar 05	EASTERN ILLINOIS	*2b	2	0	0	0	0	0	0	0	0	0	0	0	0	0	1	1	1	0	.250
Mar 13	WESTERN ILLINOIS	pr/3b	0	0	0	0	0	0	0	0	1	0	0	1	0	0	0	0	1	0	.250
Mar 15	GRAMBLING STATE	ph/ss	1	0	0	0	0	0	0	0	0	0	0	0	0	0	0	0	2	0	.222
Mar 20	at South Carolina	*ss	3	1	1	0	0	0	0	0	1	0	0	0	0	0	2	2	2	0	.250
Mar 26	AUBURN	3b	1	0	0	0	0	0	0	0	0	0	0	0	0	0	0	0	1	0	.231
Apr 06	vs Memphis	3b	0	0	0	0	0	0	0	0	0	0	0	0	0	0	0	0	0	0	.231
Totals		3gs	13	4	3	2	0	0	0	2	2	0	0	1	0	0	3	6	11	0	.231

On base pct. .333 • Slugging pct. .231

#5 Cody Scroggins - 1 appearance (All games)

Date	Opponent	GS	IP	H	R	ER	BB	SO	2B	3B	HR	WP	BK	HBP	IBB	Score	W-L	Sv	ERA	NP
Apr 03	MISSOURI		1.0	0	0	0	0	0	0	0	0	0	0	0	0	1-10	0-0	0	0.00	7
Totals		0	1.0	0	0	0	0	0	0	0	0	0	0	0	0	1-10	0-0	0	0.00	-

#20 Carson Shaddy - 28 games (All games)

Date	Opponent	Pos	AB	R	H	RBI	2B	3B	HR	BB	SB	CS	HBP	SAC	SF	GDP	K	PO	A	E	Avg
Feb 19	CENTRAL MICHIGAN	*3b	3	0	2	0	0	0	0	1	0	0	0	0	0	0	1	1	1	0	.667
Feb 20	CENTRAL MICHIGAN	*3b/of	4	1	2	0	0	0	0	0	0	0	0	0	0	0	1	0	3	0	.571
Feb 21	CENTRAL MICHIGAN	*3b/of	4	0	1	0	0	0	0	0	0	0	0	0	0	0	2	0	1	0	.455
Feb 23	MISS. VALLEY STATE	*3b	2	2	1	1	0	0	0	1	0	0	0	0	1	0	0	0	0	0	.462
Feb 24	MISS. VALLEY STATE	2b	3	2	2	3	0	0	2	0	0	0	0	0	0	0	0	0	2	0	.500
Feb 26	vs Rice	*3b	4	1	2	2	0	0	0	0	0	0	0	0	1	0	0	1	1	0	.500
Feb 27	vs Houston	*3b	5	2	3	2	0	0	1	0	0	0	0	0	0	0	0	2	1	0	.520
Feb 28	vs Texas Tech	*3b	5	1	1	1	0	0	0	0	0	0	0	0	0	0	1	1	4	0	.467
Mar 02	LOUISIANA TECH	*3b	2	1	1	1	0	0	1	2	0	0	0	0	0	0	1	2	1	0	.469
Mar 04	EASTERN ILLINOIS	*3b	4	1	1	2	0	0	1	0	0	0	0	0	0	0	2	0	1	0	.444
Mar 05	EASTERN ILLINOIS	*3b	7	0	0	0	0	0	0	0	1	0	0	0	0	0	1	2	4	2	.372
Mar 06	EASTERN ILLINOIS	*3b	4	0	1	0	0	0	0	0	0	0	0	0	0	0	1	2	1	0	.362
Mar 09	GONZAGA	*3b	4	2	2	0	0	0	0	1	0	0	0	0	0	0	1	1	1	1	.373
Mar 11	WESTERN ILLINOIS	*3b	4	0	0	0	0	0	0	0	0	0	1	0	0	0	2	1	2	2	.345
Mar 13	WESTERN ILLINOIS	*3b	3	0	2	0	0	0	0	0	0	0	0	0	0	0	0	1	2	0	.362
Mar 15	GRAMBLING STATE	*3b	3	2	3	6	2	0	0	0	0	0	1	0	1	0	0	0	2	0	.393
Mar 16	GRAMBLING STATE	*3b	3	1	1	0	1	0	0	1	0	0	0	0	0	0	1	2	4	1	.391
Mar 18	at South Carolina	*3b	4	1	3	3	1	0	0	0	0	0	0	0	0	0	0	2	3	0	.412
Mar 19	at South Carolina	*3b	3	0	0	0	0	0	0	1	1	0	0	0	0	0	1	1	0	0	.394
Mar 20	at South Carolina	*3b	4	0	1	2	0	0	0	0	0	0	0	0	0	0	0	0	0	0	.387
Mar 25	AUBURN	*3b	3	1	2	0	0	0	0	1	0	0	0	0	0	0	0	1	1	0	.397
Mar 26	AUBURN	*3b	3	2	2	0	0	0	0	1	0	0	0	0	0	0	0	0	2	0	.407
Mar 27	AUBURN	*3b	4	0	0	0	0	0	0	0	0	0	0	0	0	0	1	2	2	0	.388
Mar 29	at Oklahoma State	*3b	3	0	2	1	0	0	0	2	0	1	0	0	0	1	0	1	1	1	.398
Apr 01	MISSOURI	*3b	4	0	1	0	0	0	0	0	0	0	0	0	0	0	1	2	0	1	.391
Apr 02	MISSOURI	*3b	5	0	0	1	0	0	0	0	0	0	0	0	0	0	1	1	3	1	.371
Apr 03	MISSOURI	*3b	4	0	0	0	0	0	0	0	0	0	0	0	0	0	1	0	2	1	.356
Apr 06	vs Memphis	*3b	4	1	1	0	1	0	0	1	0	0	0	0	0	0	2	0	1	0	.352
Totals		27gs	105	21	37	25	5	0	5	12	2	1	2	0	3	1	21	26	46	10	.352

On base pct. .418 • Slugging pct. .543

Arkansas Baseball
Individual Game-by-Game for Arkansas (as of Apr 06, 2016)

#7 Darien Simms - 18 games (All games)

Date	Opponent	Pos	AB	R	H	RBI	2B	3B	HR	BB	SB	CS	HBP	SAC	SF	GDP	K	PO	A	E	Avg	
Feb 19	CENTRAL MICHIGAN	of/pr	0	0	0	0	0	0	0	0	0	0	0	0	0	0	0	0	0	0	0	.000
Feb 20	CENTRAL MICHIGAN	pr	0	1	0	0	0	0	0	0	0	0	0	0	0	0	0	0	0	0	0	.000
Feb 21	CENTRAL MICHIGAN	pr	0	1	0	0	0	0	0	0	1	0	0	0	0	0	0	0	0	0	0	.000
Feb 23	MISS. VALLEY STATE	ph/of	2	0	2	1	0	0	0	0	0	0	0	0	0	0	0	1	0	0	0	1.000
Feb 24	MISS. VALLEY STATE	*of	4	3	1	0	0	0	0	1	0	0	0	1	0	0	0	0	0	0	0	.500
Feb 26	vs Rice	pr	0	1	0	0	0	0	0	0	0	0	0	0	0	0	0	0	0	0	0	.500
Feb 28	vs Texas Tech	ph/dh	1	0	0	0	0	0	0	0	0	0	0	1	0	0	0	0	0	0	0	.429
Mar 05	EASTERN ILLINOIS	pr	0	0	0	0	0	0	0	0	0	0	0	0	0	0	0	0	0	0	0	.429
Mar 06	EASTERN ILLINOIS	pr	0	1	0	0	0	0	0	0	0	0	0	0	0	0	0	0	0	0	0	.429
Mar 11	WESTERN ILLINOIS	pr	0	0	0	0	0	0	0	0	1	0	0	0	0	0	0	0	0	0	0	.429
Mar 15	GRAMBLING STATE	of	0	1	0	0	0	0	0	1	0	0	1	0	0	0	0	0	0	0	0	.429
Mar 16	GRAMBLING STATE	pr	0	1	0	0	0	0	0	0	1	0	0	0	0	0	0	0	0	0	0	.429
Mar 18	at South Carolina	ph/of	3	1	1	0	0	0	0	0	0	0	0	0	0	0	0	0	0	0	0	.400
Mar 20	at South Carolina	*dh	4	1	1	0	0	0	0	1	0	0	0	0	0	0	2	0	0	0	0	.357
Mar 25	AUBURN	*dh	4	0	0	0	0	0	0	0	0	0	0	0	0	0	1	0	0	0	0	.278
Mar 27	AUBURN	pr	0	0	0	0	0	0	0	0	0	0	0	0	0	0	0	0	0	0	0	.278
Apr 01	MISSOURI	ph	1	0	0	0	0	0	0	0	0	0	0	0	0	0	1	0	0	0	0	.263
Apr 03	MISSOURI	ph/of	1	0	0	1	0	0	0	0	0	0	0	0	0	0	0	1	0	0	0	.250
Totals		3gs	20	11	5	2	0	0	0	3	3	0	1	2	0	0	4	2	0	0	0	.250

On base pct. .375 • Slugging pct. .250

#24 Chad Spanberger - 17 games (All games)

Date	Opponent	Pos	AB	R	H	RBI	2B	3B	HR	BB	SB	CS	HBP	SAC	SF	GDP	K	PO	A	E	Avg	
Mar 02	LOUISIANA TECH	*dh	4	0	0	0	0	0	0	0	0	0	0	0	0	0	2	0	0	0	0	.000
Mar 04	EASTERN ILLINOIS	*of	4	0	0	0	0	0	0	0	0	0	0	0	0	0	2	2	0	0	0	.000
Mar 05	EASTERN ILLINOIS	ph	1	1	1	1	0	0	1	0	0	0	0	0	0	0	0	0	0	0	0	.111
Mar 06	EASTERN ILLINOIS	ph/dh	3	0	0	0	0	0	0	1	0	0	0	0	0	0	1	0	0	0	0	.083
Mar 09	GONZAGA	*of	5	0	1	0	1	0	0	0	0	0	0	0	0	0	2	1	0	0	0	.118
Mar 11	WESTERN ILLINOIS	ph	1	0	0	0	0	0	0	0	0	0	0	0	0	0	0	0	0	0	0	.111
Mar 12	WESTERN ILLINOIS	*of	5	2	2	4	1	0	1	0	0	0	0	0	0	0	1	2	0	0	0	.174
Mar 13	WESTERN ILLINOIS	*of	2	0	0	0	0	0	0	0	0	0	1	0	0	0	2	0	0	0	0	.160
Mar 15	GRAMBLING STATE	*dh	4	0	0	0	0	0	0	1	0	0	0	0	0	0	1	0	0	0	0	.138
Mar 19	at South Carolina	*of	2	1	1	0	0	0	0	1	0	0	1	0	0	0	1	1	0	0	0	.161
Mar 20	at South Carolina	*of	3	1	2	0	1	0	0	1	0	0	0	0	0	0	0	4	0	0	0	.206
Mar 25	AUBURN	*of	3	0	1	0	0	0	0	0	0	0	0	0	0	0	1	0	0	0	0	.216
Mar 26	AUBURN	*of	5	2	2	1	0	0	1	0	0	0	0	0	0	0	0	3	0	0	0	.238
Mar 27	AUBURN	*of	3	0	0	0	0	0	0	1	0	0	0	0	0	0	0	1	0	0	0	.222
Mar 29	at Oklahoma State	*of	3	0	0	0	0	0	0	0	0	0	0	1	0	0	3	1	0	0	0	.208
Apr 01	MISSOURI	of	1	0	0	0	0	0	0	0	0	0	0	0	0	0	1	1	0	0	0	.204
Apr 02	MISSOURI	*of	3	1	1	0	0	0	0	0	0	0	0	0	0	0	1	3	0	0	0	.212
Totals		13gs	52	8	11	6	3	0	3	5	0	0	2	1	0	0	18	19	0	0	0	.212

On base pct. .305 • Slugging pct. .442

#25 Dominic Taccolini - 4 games (All games)

Date	Opponent	Pos	AB	R	H	RBI	2B	3B	HR	BB	SB	CS	HBP	SAC	SF	GDP	K	PO	A	E	Avg	
Feb 19	CENTRAL MICHIGAN	*p	0	0	0	0	0	0	0	0	0	0	0	0	0	0	0	1	1	0	0	.000
Mar 04	EASTERN ILLINOIS	*p	0	0	0	0	0	0	0	0	0	0	0	0	0	0	0	1	1	0	0	.000
Mar 06	EASTERN ILLINOIS	*dh	0	0	0	0	0	0	0	0	0	0	0	0	0	0	0	0	0	0	0	.000
Mar 18	at South Carolina	*p	0	0	0	0	0	0	0	0	0	0	0	0	0	0	0	3	0	0	0	.000
Totals		4gs	0	0	0	0	0	0	0	0	0	0	0	0	0	0	0	5	2	0	0	.000

On base pct. .000 • Slugging pct. .000

Arkansas Baseball
Individual Game-by-Game for Arkansas (as of Apr 06, 2016)

#25 Dominic Taccolini - 8 appearances (All games)

Date	Opponent	GS	IP	H	R	ER	BB	SO	2B	3B	HR	WP	BK	HBP	IBB	Score	W-L	Sv	ERA	NP
Feb 19	CENTRAL MICHIGAN	*	7.0	1	1	1	1	3	0	0	0	0	0	1	0	6-1	1-0	0	1.29	79
Feb 26	vs Rice	*	6.0	5	2	2	1	6	0	0	0	0	0	0	0	5-2	2-0	0	2.08	85
Mar 04	EASTERN ILLINOIS	*	5.0	4	2	2	1	5	0	0	0	0	0	0	0	5-2	3-0	0	2.50	74
Mar 11	WESTERN ILLINOIS	*	7.0	2	1	1	2	9	0	0	0	0	0	0	0	3-2	3-0	0	2.16	109
Mar 18	at South Carolina	*	6.0	12	8	8	1	2	2	1	0	0	0	2	0	6-10	3-1	0	4.06	113
Mar 25	AUBURN	*	2.0	6	2	2	3	3	1	0	0	0	0	1	0	3-2	3-1	0	4.36	65
Apr 01	MISSOURI	*	1.0	4	3	2	1	0	2	0	0	0	0	0	0	7-6	3-1	0	4.76	35
Apr 06	vs Memphis		1.1	2	2	2	1	3	1	0	0	0	0	0	0	12-4	3-1	0	5.09	30
Totals		7	35.1	36	21	20	11	31	6	1	0	0	0	4	0	47-29	3-1	0	5.09	-

#28 James Teague - 4 games (All games)

Date	Opponent	Pos	AB	R	H	RBI	2B	3B	HR	BB	SB	CS	HBP	SAC	SF	GDP	K	PO	A	E	Avg
Feb 23	MISS. VALLEY STATE	p	0	0	0	0	0	0	0	0	0	0	0	0	0	0	0	1	0	0	.000
Mar 02	LOUISIANA TECH	p	0	0	0	0	0	0	0	0	0	0	0	0	0	0	0	0	2	0	.000
Mar 15	GRAMBLING STATE	p	0	0	0	0	0	0	0	0	0	0	0	0	0	0	0	0	1	0	.000
Mar 19	at South Carolina	p	0	0	0	0	0	0	0	0	0	0	0	0	0	0	0	0	1	0	.000
Totals		ogs	0	0	0	0	0	0	0	0	0	0	0	0	0	0	0	1	4	0	.000

On base pct. .000 • Slugging pct. .000

#28 James Teague - 9 appearances (All games)

Date	Opponent	GS	IP	H	R	ER	BB	SO	2B	3B	HR	WP	BK	HBP	IBB	Score	W-L	Sv	ERA	NP
Feb 23	MISS. VALLEY STATE		1.0	0	0	0	0	3	0	0	0	1	0	0	0	21-4	0-0	0	0.00	15
Feb 27	vs Houston		2.0	1	0	0	1	4	1	0	0	0	0	0	0	12-3	1-0	0	0.00	38
Mar 02	LOUISIANA TECH		2.1	1	1	1	1	3	1	0	0	1	0	0	0	2-3	1-1	0	1.69	39
Mar 06	EASTERN ILLINOIS		2.0	0	0	0	1	2	0	0	0	0	0	0	0	3-2	2-1	0	1.23	26
Mar 15	GRAMBLING STATE		1.0	1	0	0	0	0	0	0	0	0	0	0	0	14-4	2-1	0	1.08	5
Mar 19	at South Carolina		3.1	4	4	4	1	3	0	0	1	0	0	1	0	2-6	2-2	0	3.86	56
Mar 25	AUBURN		2.2	2	0	0	4	1	0	0	0	0	0	1	0	3-2	2-2	0	3.14	49
Mar 29	at Oklahoma State		1.0	0	0	0	1	1	0	0	0	0	0	0	0	4-5	2-2	0	2.93	14
Apr 02	MISSOURI		2.0	1	1	1	2	3	0	1	0	0	0	0	0	5-8	2-2	0	3.12	39
Totals		0	17.1	10	6	6	11	20	2	1	1	2	0	2	0	66-37	2-2	0	3.12	-

On base pct. .000 • Slugging pct. .000

#14 Doug Willey - 3 games (All games)

Date	Opponent	Pos	AB	R	H	RBI	2B	3B	HR	BB	SB	CS	HBP	SAC	SF	GDP	K	PO	A	E	Avg
Feb 24	MISS. VALLEY STATE	p	0	0	0	0	0	0	0	0	0	0	0	0	0	0	0	1	0	0	.000
Feb 27	vs Houston	p	0	0	0	0	0	0	0	0	0	0	0	0	0	0	0	1	0	0	.000
Apr 01	MISSOURI	p	0	0	0	0	0	0	0	0	0	0	0	0	0	0	0	1	0	0	.000
Totals		ogs	0	0	0	0	0	0	0	0	0	0	0	0	0	0	0	3	0	0	.000

#14 Doug Willey - 13 appearances (All games)

Date	Opponent	GS	IP	H	R	ER	BB	SO	2B	3B	HR	WP	BK	HBP	IBB	Score	W-L	Sv	ERA	NP
Feb 19	CENTRAL MICHIGAN		0.2	0	0	0	0	2	0	0	0	0	0	0	0	6-1	0-0	0	0.00	11
Feb 24	MISS. VALLEY STATE		1.0	0	0	0	0	2	0	0	0	0	0	0	0	20-0	0-0	0	0.00	11
Feb 27	vs Houston		1.1	0	0	0	1	1	0	0	0	0	0	0	0	12-3	0-0	0	0.00	22
Feb 28	vs Texas Tech		1.1	1	0	0	0	2	0	0	0	0	0	0	0	10-6	0-0	0	0.00	27
Mar 05	EASTERN ILLINOIS		0.2	0	0	0	0	0	0	0	0	0	0	0	0	8-10	0-0	0	0.00	1
Mar 09	GONZAGA		0.1	2	0	0	0	0	0	0	0	0	0	0	0	10-15	0-0	0	0.00	13
Mar 12	WESTERN ILLINOIS		1.0	1	0	0	0	0	1	0	0	0	0	0	0	9-3	0-0	0	0.00	16
Mar 13	WESTERN ILLINOIS		0.2	1	0	0	1	0	0	0	0	0	0	0	0	3-0	0-0	0	0.00	23
Mar 16	GRAMBLING STATE		1.0	0	0	0	0	2	0	0	0	0	0	0	0	3-2	0-0	1	0.00	10
Mar 19	at South Carolina		0.1	1	0	0	0	0	0	0	0	0	0	0	0	2-6	0-0	1	0.00	2
Mar 27	AUBURN		2.2	3	0	0	0	3	0	0	0	0	0	0	0	3-1	0-0	1	0.00	38
Mar 29	at Oklahoma State		1.2	2	1	0	0	1	0	0	0	0	0	0	0	4-5	0-1	1	0.00	24
Apr 01	MISSOURI		3.0	1	0	0	0	3	0	0	0	0	0	0	0	7-6	1-1	1	0.00	34
Totals		0	15.2	12	1	0	2	16	1	0	0	0	0	0	0	97-58	1-1	1	0.00	-



2016 Schedule/Results

	Opponent	Score	WP	LP	SV	Attend	Time
FEBRUARY							
19	Central Michigan	W, 6-1	Taccolini (1-0)	Renzi (0-1)	None	9620	2:43
20	Central Michigan	W, 4-3	Knight (1-0)	Deeg (0-1)	Jackson (1)	11341	2:58
21	Central Michigan	W, 9-4	Dahl (1-0)	Gamble (0-1)	None	7531	3:06
23	Mississippi Valley St.	W, 21-4	Campbell (1-0)	Hodges (0-2)	None	6328	2:43
24	Mississippi Valley St.	W, 20-0	Rogers (1-0)	Arrington (0-1)	None	6513	2:32
26	vs. No. 24 Rice	W, 5-2	Taccolini (2-0)	Duplantier (0-1)	Jackson (2)	5335	2:42
27	vs. No. 9 Houston	W, 12-3	Teague (1-0)	King (1-1)	None	7881	3:27
28	vs. No. 23 Texas Tech	W, 10-6	Chadwick (1-0)	Howard (1-1)	None	5675	4:05
MARCH							
2	Louisiana Tech	L, 3-2	Clancy (3-0)	Teague (1-1)	Atkins (1)	6855	2:36
4	Eastern Illinois	W, 5-2	Taccolini (3-0)	Wivinis (0-3)	Jackson (3)	7957	2:55
5	Eastern Illinois	L, 10-8 (12)	Euler (1-0)	Jackson (0-1)	Allen (1)	10422	4:19
6	Eastern Illinois	W, 3-2	Teague (2-1)	Euler (1-1)	None	7649	2:30
8	Gonzaga			CANCELLED			
9	Gonzaga	L, 15-10	Hellinger (1-1)	Dahl (1-1)	Vernia (1)	6483	4:02
11	Western Illinois	W, 3-2 (10)	Jackson (1-0)	Pannell (0-1)	None	6,639	3:11
12	Western Illinois	W, 9-3	Knight (2-0)	Mortillaro (0-3)	None	8655	3:14
13	Western Illinois	W, 3-0	Loseke (1-0)	Koch (0-2)	Rodriguez (1)	6927	2:41
15	Grambling State	W, 14-4	Campbell (2-0)	Hoover (1-1)	None	7489	2:49
16	Grambling State	W, 3-2	Alberius (1-0)	Raiburn (0-4)	Willey (1)	6833	2:34
18	at No. 12 South Carolina*	L, 10-6	Schmidt (5-0)	Taccolini (3-1)	None	7511	2:48
19	at No. 12 South Carolina	L, 6-2	Webb (4-1)	Teague (2-2)	Johnson (1)	7258	2:43
20	at No. 12 South Carolina*	L, 8-6	Reagan (1-0)	Jackson (1-2)	None	6867	3:02
25	Auburn*	W, 3-2	Alberius (2-0)	Klobosits (1-2)	None	6429	3:08
26	Auburn*	W, 14-7	McKinney (1-0)	Mize (1-2)	None	9303	3:42
27	Auburn*	W, 3-1	Jackson (2-2)	Yarbrough (2-1)	None	6675	3:10
29	at No. 16 Oklahoma State	L, 5-4	Reed (3-1)	Willey (0-1)	Buffett (4)	2418	3:32
APRIL							
1	Missouri*	W, 7-6	Willey (1-1)	McClain (3-1)	Jackson (4)	9012	3:11
2	Missouri*	L, 8-5	Houck (3-2)	McKinney (1-1)	Tribby (1)	9866	3:26
3	Missouri*	L, 10-1	Plassmeyer (2-2)	Loseke (1-1)	Sharp (4)	8088	3:08
6	vs. Memphis	W, 12-4	Hart (1-0)	Bowlan (1-3)	None	2824	3:22
8	at No. 14 Ole Miss*	--	Oxford, Miss.	--	SECN+	--	6:30 p.m.
9	at No. 14 Ole Miss*	--	Oxford, Miss.	--	SEC Network	--	7:00 p.m.
10	at No. 14 Ole Miss*	--	Oxford, Miss.	--	SEC Network	--	12:00 p.m.
12	vs. Louisiana Monroe	--	North Little Rock, Ark.	--	--	--	6:35 p.m.
14	No. 1 Florida*	--	Baum Stadium	--	ESPNU	--	8:00 p.m.
15	No. 1 Florida*	--	Baum Stadium	--	SECN+	--	6:34 p.m.
16	No. 1 Florida*	--	Baum Stadium	--	SECN+	--	2:04 p.m.
19	Creighton	--	Baum Stadium	--	SEC Network	--	6:00 p.m.
21	at Kentucky*	--	Lexington, Ky.	--	SEC Network	--	6:00 p.m.
22	at Kentucky*	--	Lexington, Ky.	--	ESPNU	--	6:30 p.m.
23	at Kentucky*	--	Lexington, Ky.	--	SECN+	--	12:00 p.m.
26	Oklahoma State	--	Baum Stadium	--	SECN+	--	6:35 p.m.
29	Texas A&M*	--	Baum Stadium	--	SECN+	--	6:34 p.m.
30	Texas A&M*	--	Baum Stadium	--	ESPN2	--	2:00 p.m.
MAY							
1	Texas A&M*	--	Baum Stadium	--	ESPNU	--	1:00 p.m.
3	at Missouri State	--	Baum Stadium	--	CST	--	6:35 p.m.
6	at LSU*	--	Baton Rouge, La.	--	SECN+	--	7:00 p.m.
7	at LSU*	--	Baton Rouge, La.	--	SECN+	--	6:30 p.m.
8	at LSU*	--	Baton Rouge, La.	--	SECN+	--	1:00 p.m.
13	Alabama*	--	Baum Stadium	--	SECN+	--	6:34 p.m.
14	Alabama*	--	Baum Stadium	--	SECN+	--	6:04 p.m.
15	Alabama*	--	Baum Stadium	--	SECN+	--	1:04 p.m.
17	Missouri State	--	Baum Stadium	--	SECN+	--	6:34 p.m.
19	at Mississippi State*	--	Starkville, Miss.	--	SECN+	--	6:30 p.m.
20	at Mississippi State*	--	Starkville, Miss.	--	SECN+	--	6:30 p.m.
21	at Mississippi State*	--	Starkville, Miss.	--	SEC Network	--	5:00 p.m.