



# ARKANSAS // 2016 GAME NOTES

**28 NCAA TOURNAMENT APPEARANCES | 14 STRAIGHT NCAA APPEARANCES**  
**8 COLLEGE WORLD SERIES APPEARANCES | 2 SEC WEST TITLES**

## 2016 Schedule/Results

Overall: 25-16 | SEC: 6-12 | H: 19-8 | A: 3-8 | N: 3-0

Feb. 19	CENT. MICHIGAN	W, 6-1
Feb. 20	CENT. MICHIGAN	W, 4-3
Feb. 21	CENT. MICHIGAN	W, 9-4 (8)
Feb. 23	MS VALLEY STATE	W, 21-4
Feb. 24	MS VALLEY STATE	W, 20-0
Feb. 26	#24 Rice^	W, 5-2
Feb. 27	#9 Houston^	W, 12-3
Feb. 28	#23 Texas Tech^	W, 10-6
March 2	LOUISIANA TECH	L, 3-2
March 4	EASTERN ILLINOIS	W, 5-2
March 5	EASTERN ILLINOIS	L, 10-8 (12)
March 6	EASTERN ILLINOIS	W, 3-2
March 8	GONZAGA	Cancelled
March 9	GONZAGA	L, 15-10
March 11	WESTERN ILLINOIS	W, 3-2 (10)
March 12	WESTERN ILLINOIS	W, 9-3
March 13	WESTERN ILLINOIS	W, 3-0
March 15	GRAMBLING	W, 14-4
March 16	GRAMBLING	W, 3-2
March 18	at #12 South Carolina*	L, 10-6
March 19	at #12 South Carolina*	L, 6-2
March 20	at #12 South Carolina*	L, 8-6
March 25	AUBURN*	W, 3-2
March 26	AUBURN*	W, 14-7
March 27	AUBURN*	W, 3-1
March 29	at #16 Oklahoma St.	L, 5-4
April 1	MISSOURI*	W, 7-6
April 2	MISSOURI*	L, 8-5
April 3	MISSOURI*	L, 10-1
April 6	at Memphis!	W, 12-4
April 8	at #14 Ole Miss*	L, 7-3
April 9	at #14 Ole Miss*	L, 14-9
April 10	at #14 Ole Miss*	L, 8-7
April 12	vs. ULM#	W, 3-1
April 14	#2 FLORIDA*	L, 12-8
April 15	#2 FLORIDA*	L, 9-2
April 16	#2 FLORIDA*	L, 8-2
April 19	#25 CREIGHTON	W, 6-2
April 22	at #12 Kentucky*	W, 1-0 (10)
April 23	at #12 Kentucky*	W, 2-0
April 23	at #12 Kentucky*	L, 5-4
April 26	#18 OKLAHOMA ST. W	W, 7-6
April 29	#2 TEXAS A&M*	6:35 p.m.
April 30	#2 TEXAS A&M*	2 p.m.
May 1	#2 TEXAS A&M*	1 p.m.
May 3	at Missouri St.	6:35 p.m.
May 6	at LSU*	7 p.m.
May 7	at LSU*	6:30 p.m.
May 8	at LSU*	1 p.m.
May 13	ALABAMA*	6:35 p.m.
May 14	ALABAMA*	6:05 p.m.
May 15	ALABAMA*	1:05 p.m.
May 17	MISSOURI ST.	6:35 p.m.
May 19	at Miss. State*	6:30 p.m.
May 20	at Miss. State*	6:30 p.m.
May 21	at Miss. State*	5 p.m.
May 24-29	SEC Tournament	
June 3-6	NCAA Regionals	
June 10-13	NCAA Super Regionals	
June 17-29	College World Series	

^ - Houston College Classic  
 # - Played at Dickey-Stephens Park (NLR)  
 ! - Played at AutoZone Park (Memphis, Tenn.)

Friday - Sunday, April 29 - May 1 • Fayetteville, Ark.  
 Arkansas (25-16, 6-12 SEC) vs. No. 2 Texas A&M (33-8, 12-6 SEC)  
 Games 42-44 • Baum Stadium (10,373)

@RAZORBACKBSB

<b>APRIL 29</b>	1st Pitch: 6:35p	Probable Pitchers	W-L	APP	GS	ERA	IP	SO	BB
<b>FRI</b>	TV: SEC NETWORK+ Radio: RSN/IMG	TAMU - RHP Brigham Hill ARK - RHP Dominic Taccolini	5-0 4-2	17 11	6 9	1.74 4.50	57.0 52.0	53 47	12 15

<b>APRIL 30</b>	1st Pitch: 2p	Probable Pitchers	W-L	APP	GS	ERA	IP	SO	BB
<b>SAT</b>	TV: ESPN2 Radio: RSN/IMG	TAMU - RHP Jace Vines ARK - RHP Zach Jackson	6-1 3-4	11 14	9 3	4.05 4.12	53.1 39.1	52 48	14 26

<b>MAY 1</b>	1st Pitch: 1p	Probable Pitchers	W-L	APP	GS	ERA	IP	SO	BB
<b>SUN</b>	TV: ESPNU Radio: RSN/IMG	TAMU - RHP Kyle Simonds ARK - TBA	6-1 --	10 --	10 --	2.96 --	54.2 --	46 --	18 --

## LEADING OFF --

- Coming out a winner in four of its last five games, the Razorback baseball team looks to win its second-straight conference series this weekend when it hosts No. 2 Texas A&M for a three-game slate Friday through Sunday at Baum Stadium.
- The series between the Razorbacks and Aggies begins Friday at 6:35 p.m. CDT and can be seen on SEC Network+. The final two games of the weekend will be broadcast nationally with Saturday's game on ESPN2 and Sunday's game on ESPNU. Game times for Saturday and Sunday are 2 p.m. and 1 p.m., respectively.
- The Hogs are coming off a good come-from-behind victory over No. 18 Oklahoma State on Tuesday, winning 7-6. After being down 3 runs heading into the bottom of the sixth inning, Arkansas delivered key hits during decisive moments: Senior Rick Nomura's RBI single and sophomore Carson Shaddy's RBI triple were enough to take the lead for good over the Cowboys.
- Arkansas also knocked off No. 12 Kentucky in Lexington last weekend, winning the first two of the three-game series with the Wildcats, in turn snapping an eight-game SEC losing streak. Junior pitchers Dominic Taccolini and Zach Jackson were each masterful in their two starts, throwing complete-game shutouts -- the first of their careers.
- For Taccolini, the Texas-native generated career-

high numbers: 10 innings along with 10 strikeouts. The performance earned him SEC Co-Pitcher of the Week. Jackson went a full 7 innings the following day, tying a career-high 8 strikeouts. Arkansas and Kentucky were forced to play two seven-inning games on the series' final day after rain postponed game 1.

- Arkansas is hitting .281 as a team this year, but during the last five-game stretch, the offense has come through when needed, scoring 20 runs, 10 extra-base hits and 19 RBIs. Shaddy is currently leading all Razorbacks with a .400 average over the last five games with 3 hits coming on Tuesday against the Cowboys.
- Texas A&M leads the all-time series with the Razorbacks (38-36) and has won 18 of those games in Fayetteville. However, the Hogs have won seven of the last nine against the Aggies including a crucial series win a year ago in College Station, Texas that helped jumpstart the second half of the season and led to Arkansas' eighth College World Series appearance.

- No. 2 Texas A&M will match the highest ranked opponent for the Razorbacks this year. 2nd-ranked Florida visited Baum Stadium two weeks ago, but this weekend's games against the Aggies will be the 19th, 20th and 21st game against a ranked opponent for Arkansas this year. The Hogs have played a ranked opponent in eight-straight games leading into Friday's matchup.

## Number Watch

**40** Home runs hit by Arkansas this season, tied with Texas A&M for most in the SEC (29th in nation).

**22** Number of stolen bases caught by catcher Tucker Pennell, which leads the SEC.

Team Comparison (2016 Stats)	Hitting										Pitching							
	Avg.	Runs	Hits	2B	3B	HR	RBI	HBP	K's	SB-Att	ERA	IP	Hits	Runs	ER	BB	K's	B/Avg.
Arkansas	.281	264	388	73	9	40	233	33	281	29-40	4.58	361.2	357	205	184	161	346	.263
Texas A&M	.328	320	475	85	18	40	299	30	265	54-72	3.02	367.0	320	140	123	119	379	.233

**Head Coach Dave Van Horn**



**PERSONAL**

Born: Sept. 17, 1960  
 Hometown: Kansas City, Mo.  
 Alma Mater: Arkansas (1988)  
 Masters of Science: East Texas State Univ. (1992)  
 Wife: Karen  
 Children: Hollan, Mariel  
 Named Head Coach at Arkansas: June 21, 2002

**PLAYING HISTORY**

1982-1984 Atlanta Braves Organization  
 1982 MLB Draft: 10th Rd (Braves)  
 1982 Arkansas  
 1980-1981 McLennan (Texas) CC

**COACHING HONORS**

2004 SEC Coach of the Year  
 2001 Baseball America National Coach of the Year  
 2001 BIG 12 Coach of the Year  
 2001 ABCA Midwest Region Coach of the Year  
 2000 ABCA Midwest Region Coach of the Year  
 1997 Southland Coach of the Year  
 1995 Southland Coach of the Year  
 1994 NCAA Division II Coach of the Year  
 1994 ABCA Central Region Coach of the Year

**HALL OF FAME**

2013 Inducted into Winnetonka HS HOF  
 2012 Inducted into Ban Johnson League HOF  
 2001 Inducted into Central Missouri State HOF

Now entering his 14th season at the helm of the Arkansas baseball program in 2015-16, head coach Dave Van Horn continues to elevate the Razorbacks to one of the nation's premier teams year in and year out. Over his first 13 seasons, Van Horn has led Arkansas to four College World Series appearances, 13 NCAA Tournament berths, one Southeastern Conference overall title, three SEC Western Division championships and a total of 524 wins, averaging more than 40 wins a season.

The Razorbacks defied all the odds in 2015, rebounding from a 15-15 record on April 4 to win 18 of their final 25 regular season games and surge into postseason play. After going 2-2 in the SEC Tournament, Arkansas became one of five teams in the country to advance to 14 consecutive NCAA Tournaments, claiming the No. 2 seed in the Stillwater Regional hosted by Oklahoma State.

In what is likely Van Horn's best coaching job in his 27-year career, the Razorbacks went 3-0 in the Stillwater Regional and came back home to host the second Super Regional in program history, knocking off Missouri State in three games for the most improbable College World Series appearance in Arkansas' storied history. Van Horn made his sixth trip to Omaha, including his fourth as the Razorback skipper. He currently has more College World Series appearances than any head coach in the SEC.

During the run to Omaha, sophomore outfielder Andrew Benintendi put together arguably the finest season in Razorback history. Benintendi became the first Arkansas player to win the Golden Spikes Award, given annually to the nation's best amateur player. He also won the Dick Howser Trophy and was named Baseball America Player of the Year and Collegiate Baseball Player of the Year as the nation's best collegiate player.

DVH AGAINST 2016 OPPONENTS				
	W/L	Home	Away	Neutral
Alabama	25-19	14-4	9-12	2-3
Auburn	21-18	9-9	12-9	--
Central Michigan	--	--	--	--
Creighton	3-0	2-0	1-0	--
Eastern Illinois	24-1	24-1	--	--
Florida	21-15	10-2	8-10	3-3
Gonzaga	2-3	2-2	--	0-1
Grambling State	3-0	3-0	--	--
Houston	0-1	--	--	0-1
Kentucky	17-10	10-5	7-5	--
Louisiana Monroe	--	--	--	--
Louisiana State (LSU)	16-31	8-13	7-11	1-7
Louisiana Tech	14-2	6-0	5-2	3-0
Memphis	4-1	--	2-0	2-1
Mississippi State	21-20	10-11	10-8	1-1
Mississippi Valley State	8-0	6-0	--	2-0
Missouri	6-0	3-0	3-0	0-0
Missouri State	15-5	9-4	6-1	--
Oklahoma State	4-3	1-3	2-0	1-0
Ole Miss	20-27	8-13	8-10	4-4
Rice	1-0	--	1-0	--
South Carolina	20-15	8-7	9-5	3-3
Texas A&M	8-6	4-2	3-4	1-0
Texas Tech	1-0	--	--	1-0
Western Illinois	4-1	4-1	--	--

**VAN HORN'S CAREER NUMBERS**

Year	School	Record	Pct.	Conf.	Place	Tourn.	NCAA
1989	Texarkana CC	39-18	.684	NA	NA	NA	--
1990	Texarkana CC	44-14	.759	NA	NA	NA	--
1991	Texarkana CC	45-12	.789	NA	NA	NA	--
1992	Texarkana CC	48-10	.827	NA	1st	NA	--
1993	Texarkana CC	38-18	.678	NA	NA	NA	--
Totals		214-72	.748	--	--	--	--
1994	Central Missouri State	51-11	.823	15-1	1st (Div.)	1st (4-1)	NCAA DII Champs
Totals		51-11	.823	15-1	--	1 (4-1)	--
1995	Northwestern State	37-15	.711	19-5	1st	DNP (0-2)	--
1996	Northwestern State	34-27	.557	14-16	2nd (Div.)	2nd (3-2)	--
1997	Northwestern State	35-23	.603	19-9	1st	DNP (0-2)	--
Totals		106-65	.620	52-30	--	3 (3-6)	--
1998	Nebraska	24-20	.545	10-13	7th	DNQ	DNQ
1999	Nebraska	42-18	.700	16-9	5th	1st (4-0)	NCAA (1-2)
2000	Nebraska	51-17	.750	21-9	2nd	1st (5-1)	NCAA (4-2)
2001	Nebraska	50-16	.758	20-8	1st	1st (4-0)	CWS (5-2)
2002	Nebraska	47-21	.691	16-11	2nd	2nd (3-1)	CWS (5-3)
Totals		214-92	.699	67-39	--	4 (16-2)	4 (15-9)
2003	Arkansas	35-22	.612	14-16	6th West	T-7th (0-2)	NCAA (1-2)
2004	Arkansas	45-24	.652	19-11	T-1st Overall	4th (2-2)	CWS (6-3)
2005	Arkansas	39-22	.636	13-17	T-5th West	T-7th (0-2)	NCAA (2-2)
2006	Arkansas	39-21	.650	18-12	2nd West	T-7th (0-2)	NCAA (1-2)
2007	Arkansas	43-21	.672	18-12	1st West	2nd (3-1)	NCAA (2-2)
2008	Arkansas	34-24	.586	14-15	4th West	DNQ	NCAA (0-2)
2009	Arkansas	41-24	.631	14-15	4th West	4th (2-2)	CWS (7-2)
2010	Arkansas	43-21	.672	18-12	2nd West	T-7th (0-2)	NCAA (3-3)
2011	Arkansas	40-22	.645	15-15	1st West	T-3rd (2-2)	NCAA (2-2)
2012	Arkansas	46-22	.676	16-14	T-2nd West	T-9th (0-2)	CWS (7-3)
2013	Arkansas	39-22	.639	18-11	2nd West	T-3rd (2-1)	NCAA (2-2)
2014	Arkansas	40-25	.615	16-14	4th West	T-3rd (3-2)	NCAA (2-2)
2015	Arkansas	40-25	.615	17-12	3rd West	T-5th (2-2)	CWS (5-3)
2016	Arkansas	22-15	.583	4-11			
Totals		548-311	.637	219-189	--	13 (16-22)	13 (40-28)
<b>Career Totals</b>		<b>1,133-551</b>	<b>.673</b>	<b>353-258</b>	<b>--</b>		<b>39-31 (.557)</b> <b>55-37 (.595)</b>



**1**  
RICK NOMURA  
Sr. • 5-9 • 170 • S/R  
INF • Waipahu, Hawaii




**3**  
MICHAEL BERNAL  
R-Sr. • 5-11 • 190 • R/R  
INF • El Paso, Texas



**5**  
CODY SCROGGINS  
Fr. • 6-0 • 175 • R/R  
INF • Bentonville,




**7**  
DARIEN SIMMS  
R-Fr. • 5-7 • 155 • L/L  
OF • Spring, Texas




**8**  
ERIC COLE  
Fr. • 5-11 • 180 • S/R  
OF • Southlake, Texas



**9**  
CLARK EAGAN  
Jr. • 6-1 • 190 • L/R  
INF/OF • Appleton, Wis.




**10**  
JOSH ALBERIUS  
R-Jr. • 5-11 • 170 • R/R  
INF/RHP • Little Rock, Ark.




**11**  
KEATON MCKINNEY  
So. • 6-5 • 230 • R/R  
RHP • Ankeny, Iowa



**13**  
TY HARRIS  
Fr. • 6-1 • 180 • L/L  
LHP • Rogers, Ark.




**14**  
DOUG WILLEY  
Sr. • 6-2 • 220 • R/R  
RHP • Shelburne, N.H.




**15**  
JAKE ARLEDGE  
Jr. • 5-9 • 180 • R/R  
OF • Huntington Beach, Calif.




**16**  
BLAINE KNIGHT  
Fr. • 6-3 • 165 • R/R  
RHP • Bryant, Ark.




**17**  
LUKE BONFIELD  
So. • 6-2 • 185 • R/R  
OF • Skillman, N.J.




**18**  
ANTHONY DAHL  
Fr. • 6-4 • 195 • R/R  
RHP • Angleton, Texas




**19**  
AUSTIN CATRON  
Jr. • 6-1 • 200 • S/R  
OF/1B • Stilwell, Okla.




**20**  
CARSON SHADDY  
R-So. • 5-10 • 170 • R/R  
C/INF/OF • Fayetteville, Ark.



**21**  
KACEY MURPHY  
Fr. • 6-0 • 190 • L/L  
LHP • Rogers, Ark.




**24**  
CHAD SPANBERGER  
So. • 6-2 • 220 • L/R  
C/INF/OF • Granite City, Ill.




**25**  
DOMINIC TACCOLINI  
Jr. • 6-3 • 230 • R/R  
RHP • Sugar Land, Texas



**26**  
JACK BENNINGHOFF  
R-Fr. • 5-11 • 190 • R/R  
OF • Overland Park, Kan.




**27**  
TUCKER PENNELL  
Sr. • 6-2 • 200 • R/R  
C • Georgetown, Texas



**28**  
JAMES TEAGUE  
Jr. • 6-0 • 185 • R/R  
RHP • Bartlesville, Okla.



**29**  
CULLEN GASSAWAY  
Jr. • 6-2 • 215 • R/R  
INF • Bedford, Texas




**30**  
HUNTER HART  
R-So. • 6-0 • 185 • R/R  
RHP • St. Joseph, Ill.




**32**  
ZACH JACKSON  
Jr. • 6-3 • 195 • R/R  
RHP • Berryhill, Okla.




**33**  
GRANT KOCH  
Fr. • 6-0 • 195 • R/R  
C/OF • Fayetteville, Ark.




**34**  
JAKE REINDL  
Fr. • 6-1 • 185 • R/R  
RHP • Fayetteville, Ark.




**36**  
CANNON CHADWICK  
Jr. • 6-0 • 210 • R/R  
RHP • Paris, Texas




**37**  
WESTON ROGERS  
Fr. • 6-4 • 215 • L/L  
LHP • Springdale, Ark.



**38**  
JORDAN RODRIGUEZ  
Jr. • 5-11 • 190 • L/L  
LHP • Houston, Texas



**44**  
ALEX GOSSER  
Jr. • 6-0 • 215 • L/R  
C • N. Little Rock, Ark.



**45**  
KEVIN KOPPS  
Fr. • 6-0 • 195 • R/R  
RHP • Sugar Land, Texas



**46**  
BARRETT LOSEKE  
Fr. • 6-0 • 155 • R/R  
RHP • Tulsa, Okla.



**47**  
MICHAEL BRAWNER  
Fr. • 6-3 • 185 • L/L  
LHP • Victoria, Texas



**55**  
ISAIAH CAMPBELL  
Fr. • 6-4 • 230 • R/R  
RHP • Olathe, Kan.



**2**  
DAVE VAN HORN  
Head Coach  
14th Season



**22**  
TONY VITELLO  
Assistant Coach  
3rd Season



**31**  
DAVE JORN  
Assistant Coach  
20th Season



**35**  
CHRISTIAN KOWALCHUK  
Volunteer Assistant  
2nd Season



**6**  
MAX HOGAN  
Student Assistant  
1st Season



**6**  
CLAY GOODWIN  
Dir. of Operations  
9th Season

**CAREER HITTING STREAKS**

Player	Current Streak	Season High	Career High
Michael Bernal	2	6	14
Carson Shaddy	5	10	10
Clark Eagan	2	9	9
Luke Bonfield	1	8	8
Rick Nomura	4	6	7
Cullen Gassaway	0	7	7
Tucker Pennell	0	5	5
Jake Arledge	2	5	5
Chad Spanberger	0	4	4
Alex Gosser	1	1	4
Eric Cole	1	4	4
Austin Catron	0	4	4
Darien Simms	0	2	2
Grant Koch	1	2	2

**CAREER MULTI-HIT GAMES**

Player	2013	2014	2015	2016	Total
Clark Eagan	--	11	18	17	46
Michael Bernal	--	12	10	14	35
Rick Nomura	--	--	16	9	25
Carson Shaddy	--	--	5	15	20
Cullen Gassaway	--	--	6	8	14
Chad Spanberger	--	--	6	5	11
Luke Bonfield	--	--	--	11	11
Tucker Pennell	--	--	1	6	6
Eric Cole	--	--	--	5	5
Austin Catron	--	--	--	5	5
Jake Arledge	--	--	--	5	5
Alex Gosser	--	2	2	--	4
Grant Koch	--	--	--	4	4
Darien Simms	--	--	--	1	1
Cody Scroggins	--	--	--	1	1

**CAREER TWO-OUT RBI**

Player	2013	2014	2015	2016	Total
Michael Bernal	--	7	8	20	35
Clark Eagan	--	3	8	11	22
Carson Shaddy	--	--	8	10	18
Chad Spanberger	--	--	11	3	14
Rick Nomura	--	--	5	7	12
Tucker Pennell	--	--	3	7	10
Luke Bonfield	--	--	1	7	8
Austin Catron	--	--	--	7	7
Cullen Gassaway	--	--	1	5	6
Grant Koch	--	--	--	5	5
Jake Arledge	--	--	--	3	3
Eric Cole	--	--	--	2	2
Darien Simms	--	--	--	1	1

**CAREER MULTI-RBI GAMES**

Player	2013	2014	2015	2016	Total
Michael Bernal	--	3	5	9	17
Clark Eagan	--	2	7	6	15
Carson Shaddy	--	--	4	7	11
Rick Nomura	--	--	2	6	8
Luke Bonfield	--	--	1	7	8
Cullen Gassaway	--	--	3	4	7
Chad Spanberger	--	--	4	2	6
Austin Catron	--	--	--	5	5
Tucker Pennell	--	--	1	2	3
Grant Koch	--	--	--	3	3
Jake Arledge	--	--	--	2	2

**#PROHOGS UPDATE**

- With the 2016 Major League Baseball season now in full swing, six former Razorbacks got their major league seasons underway, as well as a number of former Hogs that play in the minor leagues.
- With all eyes on last year's AL Cy Young Award winner, Dallas Keuchel did not disappoint in his first start of the year against the New York Yankees in Yankee Stadium. Keuchel held the Yankee hitters to just two runs on three hits over seven innings with five strikeouts.
- Keuchel has made two more starts since Opening Day, taking the loss in 5 2/3 innings against Milwaukee, while striking out eight, but bounced back with a victory over Detroit on Friday, going eight strong innings, allowing no runs and striking out four. His 17 strikeouts currently ranks 24th in the major leagues and 12th in the American League.
- Below is an updated statistical listing of all six of Arkansas' former players in the Major Leagues, along with the complete list of minor league Hogs and where they are currently in classification.

**MLB POSITION PLAYERS**

Player	GP	AVG	R	H	2B	3B	HR	RBI	BB	SLG	OB%	SO
Craig Gentry (LAA)	14	.147	2	5	1	0	0	2	3	.176	.237	6
Logan Forsythe (TB)	18	.290	12	20	5	1	3	8	7	.522	.364	19
James McCann (DET)	4	.133	0	2	0	0	0	2	0	.133	.133	5

**MLB PITCHERS**

Player	W-L	ERA	IP	H	R	ER	HR	HB	BB	SO	AVG	WHIP
Drew Smyly (TB)	1-2	2.51	28.2	16	9	8	3	1	5	33	.162	0.73
Dallas Keuchel (HOU)	2-2	3.71	26.2	27	11	11	1	0	11	22	.267	1.43
Mike Bolsinger (LAD)												

15-DAY DISABLED LIST

**#PROHOGS AROUND THE MINORS**

**Triple-A**

- Matt Reynolds – Las Vegas 51s (New York Mets)
- Brett Eibner – Omaha Storm Chasers (Kansas City Royals)
- Blake Parker – Tacoma Rainiers (Chicago Cubs)
- Andy Wilkins – Colorado Springs Sky Sox (Milwaukee Brewers)

**Double-A**

- Dominic Ficociello – Erie Sea Wolves (Detroit Tigers)
- D.J. Baxendale – Chattanooga Lookouts (Minnesota Twins)
- Barrett Astin – Pensacola Blue Wahoos (Cincinnati Reds)
- Ryne Stanek – Montgomery Biscuits (Tampa Bay Rays)
- Nolan Sanburn – Birmingham Barons (Chicago White Sox) – MOVED UP THIS WEEK

**Single-A Advanced**

- Brian Anderson – Jupiter Hammerheads (Miami Marlins)
- Andrew Benintendi – Salem Red Sox (Boston Red Sox)
- Jalen Beeks – Salem Red Sox (Boston Red Sox)
- Jacob Morris – Winston-Salem Dash (Chicago White Sox) – MOVED UP THIS WEEK

**Single-A**

- Colby Suggs – Greensboro Grasshoppers (Miami Marlins)
- Bobby Wernes – Quad City River Bandits (Houston Astros)
- Trey Killian – Asheville Tourists (Colorado Rockies)

**Single-A Short Season**

- Tyler Spoon – Lowell Spinners (Boston Red Sox)

**Released/Free Agent**

- Zack Cox
- Randall Fant
- Chris Oliver
- Eric Fisher
- Michael Gunn
- Jess Todd

Razorback Record Rundown	
Total	25-16
Conference	6-12
Non-Conf	19-4
Home	19-8
Away	3-8
Neutral	3-0
Day	16-9
Night	9-7
vs Left	4-5
vs Right	21-11
1-Run games	8-4
2-Run games	3-2
5+Run games	9-5
Extra inns	2-1
Shutouts	4-0
Scoring 0-2 runs	2-5
Scoring 3-5 runs	10-4
Scoring 6-9 runs	6-6
Scoring 10+ runs	7-1
Opponent 0-2 runs	14-0
Opponent 3-5 runs	7-3
Opponent 6-9 runs	4-7
Opponent 10+ runs	0-6
Scored in 1st inning	10-4
Scores first	16-4
Opp. scores first	9-12
After 6 leading	17-3
After 6 trailing	3-12
After 6 tied	5-1
After 7 leading	18-1
After 7 trailing	0-14
After 7 tied	6-0
After 8 leading	20-0
After 8 trailing	0-15
After 8 tied	3-0
Hit 0 home runs	11-6
Hit 1 home run	7-7
Hit 2+ home runs	7-3
Opponent 0 home runs	17-6
Opponent 1 home run	5-10
Opponent 2+ HRs	3-0
Made 0 errors	11-6
Made 1 error	10-6
Made 2+ errors	4-4
Opp. made 0 errors	3-7
Opp. made 1 error	9-4
Opp. made 2+ errors	13-5
Out-hit opponent	20-1
Out-hit by opponent	2-13
Hits are tied	3-2

### **Cannons Behind The Plate – Pennell & Koch**

- The Razorback catching tandem of senior Tucker Pennell and freshman Grant Koch have been among the best, defensively, in the SEC all year long.
- Against Creighton, Koch got the start and threw out three would-be base stealers, tying the most by a Razorback catcher in a game this season.
- Pennell also caught three would-be base stealers against No. 2 Florida, giving him 22 for the season, which continues to lead the conference.

### **Knight Takes On Closer Role**

- Freshman Blaine Knight was considered, at the beginning of this season as one of the newest arms to bolster a Razorback rotation in hopes of returning to Omaha.
- Knight was penned as the Saturday starter through the first four weeks of the year, but now has taken on a new role as the Hogs closer.
- With Zach Jackson now in the rotation, Knight filled the shoes for the first time on Tuesday, getting the one out save against No. 18 Oklahoma State with the winning run on base. Knight earned his first save of the year, getting the final out.
- Knight is the fourth different Razorback to earn a save this year. Starter Zach Jackson still holds the team lead with four saves, but Doug Willey and Jordan Rodriguez have combined for four saves of their own.
- Knight currently has a 3.21 ERA and has thrown 10 2/3 innings in conference play. He's been more effective since moving to the bullpen as his four appearances in SEC play have given him a 0.84 ERA with 11 strikeouts and just four walks. That ERA is the best out of any bullpen pitcher in conference play.

### **Taccolini – SEC Co-Pitcher of the Week**

- Junior right-handed pitcher Dominic Taccolini was named the SEC Co-Pitcher of the Week today as it was announced by the Southeastern Conference office. Taccolini had, arguably, the best performance of his career on the mound Friday in helping Arkansas snap an eight-game conference losing streak with a 1-0 victory over No. 12 Kentucky.
- Taccolini earned his team-leading fourth win of the season, going a career-long 10 innings and striking out a career-high 10 batters without giving up a run against the Wildcats for the complete game shutout. Both the complete game and the shutout were the first of his career.
- The complete game shutout was also the first by a Razorback since his teammate Keaton McKinney completed the same feat last year against Alabama (May 2, 2015).

• Before Friday, Taccolini had only pitched 11 combined innings over his last five appearances, but his 10 innings of work against the Wildcats was the longest outing by a Razorback starting pitcher since Clint Brannon threw 11 innings against Tennessee in the 2004 SEC Tournament (May 26). Brannon's outing was not a complete game, however, as the Hogs lost that game 8-6 in 13 innings.

• Now with the performance under his belt, Taccolini became the third pitcher in the nation to have a 10-inning outing this year and the first to throw a 10-inning complete game shutout. The 10-inning outing was also the longest by any SEC pitcher this season.

### **Big Isaiah Campbell Coming Into His Own**

- Freshman Isaiah Campbell has the big frame to be a big time pitcher and his numbers are starting to show it.
- Campbell has made nine appearances this season, five being starts in midweek performances against Mississippi Valley State, Grambling State, Memphis, No. 25 Creighton and No. 18 Oklahoma State.
- Campbell has only gone more than 2.2 innings three times in his seven appearances. The first was the 4.0 innings against Grambling State, which also included his season-high four strikeouts. On Tuesday, he went 3 1/3 innings, giving up three runs on three hits against Oklahoma State with three strikeouts.

• In his last two appearances before Creighton, Campbell came out of the bullpen and had one of the better outings out of any of Arkansas' relief pitchers, giving up just one earned run over a combined three innings on six hits with four strikeouts.

### **#BergerBombs – Chad Spanberger**

- There's no question when one looks at Chad Spanberger that he can hit it a long way.
- The slugger has started 20 games this season and while he has 17 hits, 10 have been for extra bases.
- Spanberger hit his first career home run back during the Eastern Illinois series; a pinch-hit bomb that sent the game to extra-innings.
- The four RBI set a new career-high for Spanberger as he drove in four of Arkansas' nine runs that day.
- Spanberger tied that four RBI career-high with a 3-for-3 performance off a double and a home run against No. 25 Creighton and falling just a triple shy of the cycle.
- Spanberger came up clutch in the first game against No. 12 Kentucky, hitting a go-ahead and eventual winning solo home run in the 10th inning to secure the 1-0 victory.

### **Taccolini and Jackson – 1-2 Punch**

- Arkansas pitchers Dominic Taccolini and Zach Jackson combined for one of the best performances on the mound this season when the two hurlers combined for a season-high 14 strikeouts against Western Illinois.

- Taccolini turned in his second seven inning outing of the year, striking out nine (tying career-high) and had a no-hitter through the sixth inning.

- Jackson struck out five batters in his own right over the game's final three innings.

- The two did it again last weekend against Kentucky, but this time, Jackson was in the starting role.

- Taccolini and Jackson combined for 17 innings of scoreless baseball against the Wildcats with 18 strikeouts. Both earned complete game shutouts and helped Arkansas earn its first SEC series win in nearly four weeks.

### **Catron's Near Cycle**

- Junior Austin Catron nearly hit for the cycle in game two against Missouri, falling just a double short in his 3-for-3 night. Catron finished with three RBI and two runs scored. The three hits tied his season-high and was his fourth multi-hit game of the season.

- Catron broke up a no-hitter in the fifth inning by hitting his second home run of the year off Missouri starting pitcher Tanner Houck. In his next at-bat, Catron delivered a two RBI triple, his first of the season.

### **Coming in to pitch...Cody Scroggins?**

- True freshman Cody Scroggins is redefining the word utility player. Having already played three infield positions this year, the Bentonville-native even pitched against Missouri and Ole Miss.

- Against Ole Miss, Scroggins pitched his second inning of the year, giving up no runs and picked up his first collegiate strikeout.

- Scroggins gave up his first run of the year in one inning of work against Florida (4/15), but it was the only run the Gators score in the ninth inning, coming off a wild pitch.

- Scroggins, who not only pitched back in high school at Bentonville High, just north of Fayetteville, he also played football and was the 10th-highest rated baseball recruit out of the state of Arkansas.

- At the plate, he's batting .200 with three hits, two RBI, two runs scored and two stolen bases.

### **Van Horn by the Numbers**

- Dave Van Horn made his sixth career appearance in the College World Series during the 2015 season, more than any other head coach in the SEC.

- In his 13 seasons at Arkansas, Van Horn has

led the Razorbacks to four College World Series appearances, five Super Regionals and 13 NCAA Tournament berths.

- The skipper eclipsed the 500-win mark at Arkansas on April 5 against Auburn and has a total of 542 wins, averaging more than 40 wins per season.

### **Speedy Simms Making An Impact Off Bench**

- Redshirt freshman Darien Simms made his second career start in the finale against South Carolina.

- The speedy Simms hit in the lead-off spot, going 1-for-4 with one run scored and one walk. His lone hit being on a perfect bunt down the third base line.

- Simms, then, came through again with a pinch hit single against ULM with a pinch hit single late in the game to provide Arkansas an insurance run in a 3-1 victory.

- Simms has six hits on the year in 25 at-bats (.240) and also has four stolen bases, tied for second-best on the team.

### **Loseke Making Case For Starting Role**

- Freshman Barrett Loseke was given the opportunity for his first career start in the series finale against Western Illinois.

- Loseke didn't disappoint going a season-long four innings, while only giving up one hit with no runs.

- He made his second-career start in game two of the South Carolina series and still had a solid outing, going four innings with only three hits given up and two earned runs with three strikeouts.

- Loseke now has the fifth-highest innings pitched total (24.1) out of any pitcher that has started at least one game this season. Only Dominic Taccolini (52.0) and Keaton McKinney (39.0), Blaine Knight (33.2) and Zach Jackson (39.1) have totaled more innings that Loseke this season.

### **The Flyin' Hawaiian - Rick Nomura**

- Senior infielder Rick Nomura seemed to break out of his hitting slump as he hit his second home run of the season in Arkansas' 9-3 win over the Leathernecks to secure the series win. Nomura went 4-for-5 in the game, a career-high in hits and scored three runs, while driving in two.

- Nomura hit his third home run vs. Grambling State, part of a 3-for-4 day with a career-high four runs scored.

- Nomura wasn't a slouch in the SEC series-

opening weekend either against South Carolina as he had three hits in 12 at-bats (.250), two of this hits being for extra-bases and two runs scored.

- Since the weekend at South Carolina, Nomura has five multi-hit games, including a 5-for-12 (.417) series against Auburn with three RBI and four runs scored.

### **Power Up! Hog Offense Doesn't Slack**

- The Razorback offense has been putting up some big numbers heading into the seventh weekend of SEC play. Batting .281 as a team with 264 runs, 73 doubles, eight triples, 40 home runs and 233 RBI.

- The home run total ties for the highest total in the SEC with Texas A&M.

- In eight games this season, Arkansas has scored 10 runs or more including its most recent 14-run outing in Memphis. Twice the Hogs have eclipsed the 20-run mark, both vs. Mississippi Valley State.

- 10 different players have hit at least one home run this season, which is the most out of any team in the SEC and ranks among the top five in the nation.

### **Carson Shaddy Breaks Out the Bat**

- Against Grambling State, sophomore third baseman Carson Shaddy did something that a Razorback hadn't done since 2010, tally six RBI in a single-game.

- Not since 2010 with Zack Cox and Brett Eibner had a Razorback had six or more RBI in a game. Eibner's came in an NCAA Regional game against the same Grambling State team. Eibner finished with three home runs and seven RBI.

- Shaddy went 3-for-3 with two doubles, two runs scored and six RBI against the Tigers, setting a new career-high for doubles and RBI in a single-game.

- The Fayetteville-native had notched an RBI in five-straight games before putting up six against Grambling State. The two doubles were also his first two-baggers of the season.

- Even with the three losses to South Carolina, Shaddy went 8-for-17 (.471) over the five-game stretch with four doubles and 11 RBI.

### **Seeing Double - Arkansas and Double Plays**

- Arkansas' infield has been one of the best in the nation so far this year and the numbers don't lie. 34 double plays have been turned by the Hogs through the season's 40 games.

- The Hogs turned two double plays against No.

25 Creighton last week, giving the team eight games with two or more double plays turned this year.

- The season-high three double plays came on the final day of the Houston College Classic when the Razorbacks defeated Texas A&M at Minute Maid Park, 10-6, and also in the final game against No. 2 Florida.
- The 34 double plays ranks sixth in the SEC.

### **Michael Bernal Turns In Career Week**

- Nobody on the Razorback roster probably had a better week than Michael Bernal had against Mississippi Valley State and the field at the Houston College Classic. Bernal hit an even .400 with four home runs and 11 RBI, three home runs at Minute Maid Park.
- Bernal had a career performance against No. 9 Houston, going 2-for-4 with five RBI and two home runs. The home run and RBI total were both single-game career-highs.
- With his two home run game, Bernal became only the third Razorback since 2014 to hit two home runs in a game. Teammate Carson Shaddy hit two against Mississippi Valley State and Andrew Benintendi had two separate games where he hit two home runs in 2015.
- Currently hitting .295 on the year, Bernal is has 43 hits, team-leading eight home runs, 35 RBI and is slugging .514.
- Bernal's work didn't go unnoticed either as he was named SEC Co-Player of the Week, the Houston Shriners College Classic Most Outstanding Player and Collegiate Baseball's National Team of the Week.

### **Quick Hits**

- The Razorbacks have won 40 or more games in six of the last seven seasons.
- Arkansas is the only team in the SEC to advance to each of the last 14 NCAA Regionals, and head coach Dave Van Horn is the only current head coach in the league to make six appearances in the College World Series.
- Arkansas had four players selected in the 2015 MLB Draft, as Andrew Benintendi went seventh overall to the Boston Red Sox, Trey Killian went in the ninth round to the Colorado Rockies, Bobby Wernes went in the 30th round to the Houston Astros and Tyler Spoon went in the 35th round to the Boston Red Sox. The Razorbacks have had 21 players drafted in the last three years.

### **The Road To Omaha**

- The Razorbacks are one of just five teams in the nation to advance to the NCAA Tournament

each of the last 14 years. Arkansas is joined by Cal State Fullerton, Florida State, Miami (Fla.) and Rice as the only programs to accomplish the feat.

- The Razorbacks are one of 10 teams in the country to advance to at least three of the last seven College World Series, joining Florida, LSU, North Carolina, South Carolina, TCU, Texas, UCLA, Vanderbilt and Virginia.

STARTING PITCHER PROFILES

25 DOMINIC TACCOLINI JR RHP



**2016 (Junior)**

Named team's Opening Day starter vs. Central Michigan...Earned first victory of year against Chippewas, going 7.0 innings, allowing a season-low one hit and one earned run with one walk and striking out three...Went 6.0 innings against No. 23 Rice in the Houston College Classic at Minute Maid Park...Second-straight quality start against the Owls, allowing just two earned runs on five hits with six K's...Tied a career-high seven innings against Western Illinois with new career-high nine strikeouts and one earned run given up...Didn't allow first extra-base hit of season until March 18 against #12 South Carolina...Threw a season-low 2.0 innings against Auburn, walking three and allowing two runs on six hits...Made relief appearances against Memphis and No. 14 Ole Miss...Pitched 3.2 innings against the Rebels, giving up three earned runs on four hits with four strikeouts, but only one extra-base hit...Started game one against #2 Florida, going 3.0 innings, allowing 3 ER on 1 H with 2 SO and 3 BB in his third shortest start of the year...Had his best performance against No. 12 Kentucky, going a career-long 10 innings with a career-high 10 strikeouts becoming the first Razorback pitcher to throw a 10-inning shutout since 1982.

**2015 (Sophomore)**

>>> SEC Spring Academic Honor Roll  
Entered the starting rotation and tied for second on the team with six wins, posting a 6-4 record and 4.32 ERA with two saves ; Tallied 67 strikeouts in 77.0 innings of work ; Earned his first victory in the second game of the year, working 6.0 innings against North Dakota (Feb. 14) and allowing two earned runs on four hits, while striking out eight ; Recorded a career-high nine strikeouts against Loyola Marymount (March 7), lasting 7.0 innings and allowing five hits ; Earned saves against Tennessee (May 10) in 2.1 innings of work and at Creighton (May 12) in 2.2 innings with two strikeouts.

**CAREER HIGHS**

INNINGS: 10.0 at #12 Kentucky (4/22/16)  
HITS ALLOWED: 12 vs. #12 South Carolina (3/18/16)  
RUNS ALLOWED: 8, 2x, vs. #12 South Carolina (3/18/16)  
EARNED RUNS ALLOWED: 8, 2x, vs. #12 South Carolina (3/18/16)  
STRIKEOUTS: 10 at #12 Kentucky (4/22/16)  
WALKS: 6 vs. Ole Miss (3/26/15)  
PITCHES: 125 at #12 Kentucky (4/22/16)

**CAREER STATISTICS**

Year	ERA	W-L	App-GS	IP	H	R	ER	BB	SO	B/Avg
2014	4.94	2-0	17-3	31.0	29	19	17	12	20	.240
2015	4.32	6-4	17-13	77.0	67	43	37	41	67	.240
2016	4.50	4-2	11-9	52.0	46	27	26	15	47	.240
<b>TOTAL</b>	<b>4.50</b>	<b>12-6</b>	<b>45-25</b>	<b>160.0</b>	<b>142</b>	<b>89</b>	<b>80</b>	<b>68</b>	<b>134</b>	<b>.240</b>

32 ZACH JACKSON JR RHP



**2016 (Junior)**

Recorded first save of season against Central Michigan (2/20), going 1.2 innings with just one hit given up and one earned run with four strikeouts...Pulled in the three-inning save vs. No. 23 Rice (2/26) at the Houston College Classic...Gave up just one hit to the Owls with four strikeouts...Tallied five strikeouts against Western Illinois over three innings...Picked up the win in the same game after Arkansas won in walk-off fashion...Allowed a career-high five walks to No. 12 South Carolina (3/20)...Notched a season-high seven strikeouts against Missouri (4/3), just one off his career-high...Pitched four innings in that game with four hits given up...Made second-straight start in two weeks vs. #2 Florida, going 5.1 innings with four runs crossing on one hit with five strikeouts...The 5.1 innings tied a career-long...His two starts are the longest by a Razorback starting pitcher in the last 14 games...Tossed complete seven-inning game shutout at #12 Kentucky, tying a career-high eight strikeouts.

**2015 (Sophomore)**

Made 27 appearances on the mound during the 2015 season, posting a 5-1 record with nine saves and a 2.10 earned run average ; Named First Team All-SEC (Coaches) as a relief pitcher ; Made three starts and 24 relief appearances and never allowed more than two earned runs in a single outing ; Allowed just two earned runs over his final 12 outings and 20.2 innings of the year ; Named to the Stillwater Regional All-Tournament Team after appearing in all three games, picking up two saves and allowing just one hit, while striking out 10 of the 12 outs he recorded ; Sent Arkansas to the College World Series with 3.2 innings of one-hit ball in the decisive Super Regional game against Missouri State, setting down 11 consecutive batters and adding six strikeouts ; Selected to play for the USA Collegiate National Team following the season.

**CAREER HIGHS**

INNINGS: 7.0 at #12 Kentucky (4/23/16)  
HITS ALLOWED: 6 vs. Mississippi State (4/24/15)  
RUNS ALLOWED: 6 at Virginia (6/1/14)  
EARNED RUNS ALLOWED: 4, 4x, last vs. #2 Florida (4/16/16)  
STRIKEOUTS: 8, 2x, last at #12 Kentucky (4/23/16)  
WALKS: 5, 3x, last at #12 South Carolina (3/20/15)  
PITCHES: 106 at #12 Kentucky (4/23/16)

**CAREER STATISTICS**

Year	ERA	W-L	App-GS	IP	H	R	ER	BB	SO	B/Avg
2014	2.53	2-3	24-2	42.2	28	17	12	21	42	.184
2015	2.10	5-1	27-3	60.0	43	18	14	38	89	.196
2016	4.12	3-4	14-3	39.1	30	22	18	26	48	.210
<b>TOTAL</b>	<b>2.79</b>	<b>10-8</b>	<b>65-8</b>	<b>142.0</b>	<b>101</b>	<b>57</b>	<b>44</b>	<b>85</b>	<b>179.196</b>	

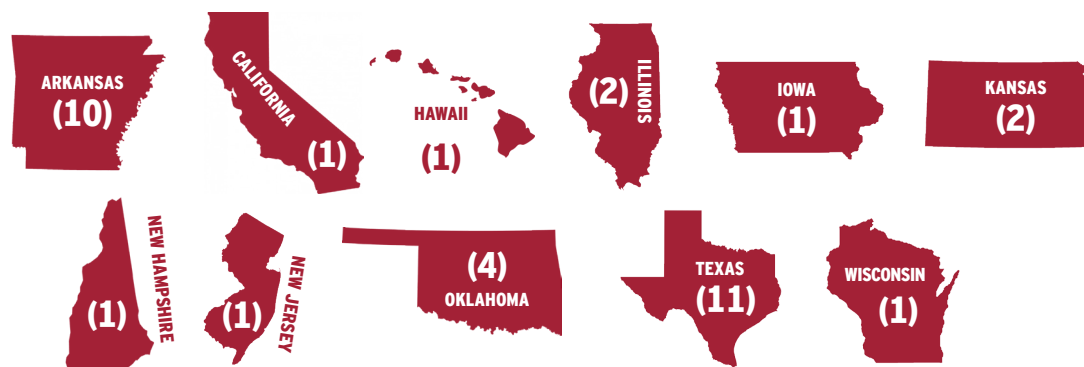




## ROSTER BREAKDOWN

ALPHABETICAL			BY CLASS			BY POSITION		
No.	Name	Pos.	No.	Name	Cl.	No.	Name	Pos.
10	Josh Alberius	INF/RHP	47	Michael Brawner (13)	Fr.	44	Alex Gosser (4)	C
15	Jake Arledge	OF	55	Isaiah Campbell	Fr.	33	Grant Koch	C
26	Jack Benninghoff	OF	8	Eric Cole	Fr.	27	Tucker Pennell	C
3	Michael Bernal	INF	18	Anthony Dahl	Fr.	20	Carson Shaddy	C/INF/OF
17	Luke Bonfield	OF	13	Ty Harris	Fr.	3	Michael Bernal (8)	INF
47	Michael Brawner	LHP	16	Blaine Knight	Fr.	10	Josh Alberius	INF/RHP
55	Isaiah Campbell	RHP	33	Grant Koch	Fr.	9	Clark Eagan	INF/OF
19	Austin Catron	OF/1B	45	Kevin Kopps	Fr.	29	Cullen Gassaway	INF
36	Cannon Chadwick	RHP	46	Barrett Loseke	Fr.	1	Rick Nomura	INF
8	Eric Cole	OF	21	Kacey Murphy	Fr.	5	Cody Scroggins	INF
18	Anthony Dahl	RHP	34	Jake Reindl	Fr.	24	Chad Spanberger	INF/OF
9	Clark Eagan	INF/OF	37	Weston Rogers	Fr.	20	Carson Shaddy	C/INF/OF
29	Cullen Gassaway	INF	5	Cody Scroggins	Fr.	15	Jake Arledge (8)	OF
44	Alex Gosser	C	4	Drew Tyler	Fr.	26	Jack Benninghoff	OF
13	Ty Harris	LHP	26	Jack Benninghoff (2)	R-Fr.	17	Luke Bonfield	OF
30	Hunter Hart	RHP	7	Darien Simms	R-Fr.	19	Austin Catron	OF/1B
32	Zach Jackson	RHP	17	Luke Bonfield (4)	So.	8	Eric Cole	OF
16	Blaine Knight	RHP	30	Hunter Hart	So.	20	Carson Shaddy	C/INF/OF
33	Grant Koch	C	11	Keaton McKinney	So.	24	Chad Spanberger	INF/OF
45	Kevin Kopps	RHP	24	Chad Spanberger	So.	7	Darien Simms	OF
46	Barrett Loseke	RHP	20	Carson Shaddy (1)	R-So.	47	Michael Brawner (5)	LHP
11	Keaton McKinney	RHP	15	Jake Arledge (9)	Jr.	13	Ty Harris	LHP
21	Kacey Murphy	LHP	19	Austin Catron	Jr.	21	Kacey Murphy	LHP
1	Rick Nomura	INF	36	Cannon Chadwick	Jr.	38	Jordan Rodriguez	LHP
27	Tucker Pennell	C	9	Clark Eagan	Jr.	37	Weston Rogers	LHP
34	Jake Reindl	RHP	44	Alex Gosser	Jr.	10	Josh Alberius (14)	RHP
38	Jordan Rodriguez	LHP	32	Zach Jackson	Jr.	55	Isaiah Campbell	RHP
37	Weston Rogers	LHP	38	Jordan Rodriguez	Jr.	36	Cannon Chadwick	RHP
5	Cody Scroggins	INF	25	Dominic Taccolini	Jr.	18	Anthony Dahl	RHP
20	Carson Shaddy	C/INF/OF	28	James Teague	Jr.	30	Hunter Hart	RHP
7	Darien Simms	OF	10	Josh Alberius (1)	R-Jr.	32	Zach Jackson	RHP
24	Chad Spanberger	INF/OF	29	Cullen Gassaway (4)	Sr.	16	Blaine Knight	RHP
25	Dominic Taccolini	RHP	1	Rick Nomura	Sr.	45	Kevin Kopps	RHP
28	James Teague	RHP	27	Tucker Pennell	Sr.	46	Barrett Loseke	RHP
14	Doug Willey	RHP	14	Doug Willey	Sr.	11	Keaton McKinney	RHP
			3	Michael Bernal (1)	R-Sr.	34	Jake Reindl	RHP
						25	Dominic Taccolini	RHP
						28	James Teague	RHP
						14	Doug Willey	RHP

## PLAYERS BY STATE



**2016 NUMERICAL ROSTER**

No.	Player	Pos.	B/T	Yr.	Ht.	Wt.	Hometown/Previous School
1	Rick Nomura	INF	S/R	Sr	5-9	175	Waipahu, Hawaii / Alvin Community College
3	Michael Bernal	INF	R/R	R-Sr	5-11	190	El Paso, Tex. / New Mexico JC
5	Cody Scroggins	INF	R/R	Fr	6-0	175	Bentonville, Ark. / Bentonville HS
7	Darien Simms	OF	L/L	R-Fr	5-7	165	Spring, Texas / Northland Christian HS
8	Eric Cole	OF	S/R	Fr	5-11	190	Southlake, Texas / Southlake Carroll HS
9	Clark Eagan	INF/OF	L/R	Jr	6-2	200	Appleton, Wis. / Appleton North HS
10	Josh Alberius	INF/RHP	R/R	R-Jr	5-11	170	Little Rock, Ark. / Little Rock Christian Academy
11	Keaton McKinney	RHP	R/R	So	6-5	230	Ankeny, Iowa / Centennial HS
13	Ty Harris	LHP	L/L	Fr	6-1	180	Rogers, Ark. / Rogers Heritage HS
14	Doug Willey	RHP	R/R	Sr	6-2	220	Shelburne, N.H. / Franklin Pierce Univ.
15	Jake Arledge	OF	R/R	Jr	5-9	180	Huntington Beach, Calif. / Panola JC
16	Blaine Knight	RHP	R/R	Fr	6-3	165	Bryant, Ark. / Bryant HS
17	Luke Bonfield	OF	R/R	So	6-3	200	Skillman, N.J. / IMG Academy
18	Anthony Dahl	RHP	R/R	Fr	6-4	195	Angleton, Texas / Brazoswood HS
19	Austin Catron	OF/1B	S/L	Jr	6-1	210	Stilwell, Okla. / Connors State College
20	Carson Shaddy	3B/C/OF	R/R	R-So	5-11	185	Fayetteville, Ark. / Fayetteville HS
21	Kacey Murphy	LHP	L/L	Fr	6-0	190	Rogers, Ark. / Rogers Heritage HS
24	Chad Spanberger	INF/OF	L/R	So	6-3	235	Granite City, Ill. / Granite City HS
25	Dominic Taccolini	RHP	R/R	Jr	6-3	230	Sugar Land, Texas / Kempner HS
26	Jack Benninghoff	OF	R/R	R-Fr	5-11	200	Overland Park, Kan. / Rockhurst HS
27	Tucker Pennell	C	R/R	Sr	6-2	200	Georgetown, Texas / Temple Junior College
28	James Teague	RHP	R/R	Jr	6-0	195	Bartlesville, Okla. / Bartlesville HS
29	Cullen Gassaway	INF	R/R	Sr	6-2	220	Bedford, Texas / Blinn Junior College
30	Hunter Hart	RHP	R/R	So	6-3	190	St. Joseph, Ill. / Kaskaskia JC
32	Zach Jackson	RHP	R/R	Jr	6-4	215	Berryhill, Okla. / Berryhill HS
33	Grant Koch	C	R/R	Fr	6-0	195	Fayetteville, Ark. / Fayetteville HS
34	Jake Reindl	RHP	R/R	Fr	6-1	190	Fayetteville Ark. / Shiloh Christian
36	Cannon Chadwick	RHP	R/R	Jr	6-0	195	Paris, Texas / Paris Junior College
37	Weston Rogers	LHP	L/L	Fr	6-4	215	Springdale, Ark. / Har-Ber HS
38	Jordan Rodriguez	LHP	L/L	Jr	5-11	190	Houston, Texas / Alvin CC
44	Alex Gosser	C	L/R	Jr	6-0	215	North Little Rock, Ark / North Little Rock HS
45	Kevin Kopps	RHP	R/R	Fr	6-0	195	Sugar Land, Texas / George Ranch HS
46	Barrett Loseke	RHP	R/R	Fr	6-0	170	Tulsa, Okla. / Jenks HS
47	Michael Brawner	LHP	L/L	Fr	6-3	200	Victoria, Texas / St. Joseph HS
55	Isaiah Campbell	RHP	R/R	Fr	6-4	230	Olathe, Kan. / Olathe South HS

**Coaches and Support Staff**

Head Coach: 2 Dave Van Horn, 14th Season (Arkansas, 1988)  
 Assistant Coach: 22 Tony Vitello, 3rd Season (Missouri, 2002)  
 Assistant Coach: 31 Dave Jorn, 20th Season (SE Missouri State, 1981)  
 Volunteer Assistant Coach: 35 Christian Kowalchuk, 2nd Season (Arkansas, 2011)  
 Student Asst. Coaches: 6 Max Hogan, 1st Season  
 Director of Operations: Clay Goodwin, 9th Season (Arkansas, 2005)  
 Athletic Trainer: Corey Wood  
 Strength & Conditioning: Mike Strouhal  
 Managers: Jordan Larkan, Michael McCann, Hayden Sutton

**Pronunciation Guide**

Josh Alberius	al-BEER-ee-us
Grant Koch	Cook
Rick Nomura	NO-mura
Tucker Pennell	PEN-el
Carson Shaddy	shad-EE
Dominic Taccolini	Dom-i-nick Tac-O-Lee-nee
Tony Vitello	VIE-tell-oh

**QUICK FACTS****GENERAL INFORMATION**

Location: ..... Fayetteville, Arkansas  
 Founded: ..... 1871  
 Enrollment: ..... 26,754  
 Nickname: ..... Razorbacks  
 School Colors: ..... Cardinal (PMS 202) and White  
 Conference: ..... Southeastern (Western Division)  
 Chancellor: ..... Dr. Joseph E. Steinmetz (C. Michigan, 1977)  
 System President: ..... Dr. Donald R. Bobbitt (Arkansas, 1980)  
 Athletic Director: ..... Jeff Long (Ohio Wesleyan, 1982)  
 Faculty Athletic Rep.: ..... Dr. Sharon Hunt (Arkansas, 1973)

**BAUM STADIUM**

Home Facility: ..... Baum Stadium at George Cole Field  
 Capacity: ..... 10,737 (8,237 Chairbacks)  
 Largest Crowd ..... 11,742 vs. Auburn (April 26, 2014)  
 Stadium Opening: ..... April 13, 1996  
 Dedication: ..... May 3, 1996  
 Field Dimension: LL - 320, LC - 375, CF - 400, RC - 365, RL - 320  
 Surface: ..... Grass

**COACHING STAFF**

Head Coach: ..... Dave Van Horn (Arkansas, 1988)  
 Record at Arkansas: ..... 524-295 (14th season)  
 Overall Division I Record: ..... 844-452 (22nd season)  
 Overall as a Head Coach: ..... 1,109-535 (27th season)  
 Van Horn's DI Postseason App. (Total/at UA): ..... 17/13  
 Van Horn's College World Series Appearances: ..... 6  
 (Neb: 2001, 2002; Ark: 2004, 2009, 2012, 2015)  
 Assistant Coach/Recruiting Coord.: ..... Tony Vitello (Missouri, 2002)  
 Pitching Coach: ..... Dave Jorn (SE Missouri St., 1981)  
 Volunteer Assist. Coach: ..... Christian Kowalchuk (Arkansas, 2011)  
 Student Asst. Coaches: ..... Tim Carver, Jake Wise  
 Dir. of Baseball Operations: ..... Clay Goodwin (Arkansas, 2005)  
 Athletic Trainer: ..... Corey Wood (East Carolina, 2008)  
 Strength & Conditioning: ..... Mike Strouhal  
 Managers: ..... Jordan Larkan  
 ..... Michael McCann

**HISTORY**

First Year of Arkansas Baseball: ..... 1897  
 Years of Varsity Baseball at Arkansas: ..... 92  
 (1897, 1901-03, 05, 08-16, 19-20, 22-29, 47-15)  
 All-Time Program Record: ..... 2,077-1,315-6 (.611)  
 All-Time Conference Record/Years: ..... SEC: 354-337 (.506)/23  
 ..... SWC: 264-205 (.563)/24  
 Combined: 619-539 (.531)/47  
 Conference Titles/Years: ..... SEC Overall: 2/1999, 2004  
 SEC Western Division: 4/1999, 2004, 2007, 2011  
 SWC: 2/1989, 1990  
 Conference Tournament Record/Years: ..... SEC: 28-37 (.420)/21  
 ..... SWC: 18-25 (.419)/14  
 Combined: 46-62 (.423)/35  
 Conference Tournament Titles/Years: ..... SEC: None  
 ..... SWC: 1/1985  
 NCAA Postseason Appearances: ..... 28  
 (1973, 79-80, 83, 85-90, 95-96, 98-99, 2002-15)  
 NCAA Postseason Record: ..... 71-61 (.537)  
 College World Series Appearances: ..... 8  
 (1979, 1985, 1987, 1989, 2004, 2009, 2012, 2015)  
 College World Series Record: ..... 11-16 (.407)  
 NCAA Super Regional Appearances: ..... 6  
 ..... (2002, 2004, 2009, 2010, 2012, 2015)  
 NCAA Super Regional Record: ..... 9-6 (.600)  
 NCAA Regional Appearances: ..... 28  
 NCAA Regional Record: ..... 51-39 (.566)  
 Overall NCAA Regional Hosts: .. 5 (1999, 2004, 2006, 2007, 2010)  
 Overall NCAA Super Regional Hosts: ..... 2 (2004, 2015)  
 Best NCAA Finish: ..... 1979 National Runner-up

**GAME CREDENTIALS**

Members of the media should contact John Thomas to request individual game credentials for Razorback baseball home games. Credential requests should be made no later than noon (CT) the day before the scheduled contest and should be directed by e-mail to John Thomas. Credential requests for away games should be made to the communications contact of the home team. Only fully accredited personnel directly involved in the coverage of the game will be admitted. Credentials are non-transferable.

**INTERVIEW POLICY**

Please direct all requests for interviews with coaches and players to John Thomas. For home SEC weekends, Coach Dave Van Horn will hold his weekly press conference on Thursday with players and assistant coaches available prior to Thursday's practice. On road SEC weekends, Coach Van Horn will hold his weekly press conference on Wednesday with players and assistant coaches available prior to Wednesday's practice. Players are not available for interviews on gamedays, except for post-game interviews. Post-game press conferences are held in the indoor batting cages located down the third base line. Coach Van Horn will address the media first, followed by the two or three most requested Razorback players. In the event of a doubleheader, the only Arkansas player available between games for interviews is the starting pitcher of game one. The Arkansas clubhouse is off limits to the media at all times.

**E-MAIL UPDATES**

Members of the media may request to be added to the Arkansas communications baseball e-mail group. Subscribers will receive game notes, game stories and other information. To subscribe, send a request to John Thomas. Please identify yourself and your organization in your request as this service is only available to members of the media.

**GAMEDAY MEDIA SERVICES**

The Arkansas communications staff provides scorecards, rosters, updated statistics and results for each team in the Baum Stadium press box prior to home games. Box scores, play-by-play and any postgame notes are disseminated approximately 10 minutes after the conclusion of the game. An Associated Press-style game story is also produced by the communications office. Members of the media may request these stories be sent to their organization via e-mail by contacting a member of the communications office.

**RAZORBACK SPORTS NETWORK**

For the 24th consecutive season, every pitch of the Arkansas baseball season can be heard on the Razorback Sports Network from IMG College. The network spans the state of Arkansas and can also be heard in neighboring states as well as across the globe via the internet. The Razorback Baseball Radio Network is one of the largest collegiate baseball radio networks in the nation. With more than 20 affiliates, Razorback baseball games are never more than a dial away no matter where an Arkansas fan resides.

**PHOTOGRAPHERS**

No cameras are allowed on the Baum Stadium playing surface during games. Photographers are encouraged to use the photo wells at the end of each dugout and behind home plate.

**RADIO AFFILIATES FROM IMG**

Arkadelphia	KYXK-FM	106.9
Conway	KASR-FM	92.7
Crossett	KAGH-FM	104.9
El Dorado	KELD-FM	106.5
Fayetteville	KQSM-FM	92.1
Forrest City	KXJK-AM	950
Fort Smith	KHGG-FM	103.1
Fort Smith	KHGG-AM	1580
Glenwood	KWXI-FM	98.9
Glenwood	KWXI-AM	670
Helena	KFFA-AM	1360
Helena	KFFA-FM	103.1
Hope	KXAR-AM (SEC Games)	1490
Little Rock	KABZ-FM	103.7
Marshall	KBCN-FM	104.3
Mena	KTTG-FM	96.3
Prescott	KTPA-AM (SEC Games)	1370
Rogers	KURM-AM	790
Rogers	KURM-FM	100.3
Russellville	KARV-AM	610
Russellville	KARV-FM	101.3
Stuttgart	KWAK-FM	105.5
Texarkana, Texas	KKTK-AM	1400

**MLB BOUND**



Arkansas has had 21 players drafted in the last three seasons, good for a tie for third-most in the nation over that span. The Razorbacks had a program record 11 players selected in the 2013 MLB Draft to lead the country.

FLORIDA	22
LSU	22
RAZORBACKS	21
OKLAHOMA	21
FLORIDA STATE	20
TCU	20
VANDERBILT	20
LOUISVILLE	19
OREGON STATE	19
STANFORD	19
UCLA	19
ARIZONA STATE	19

**OMAHA BOUND**

Dave Van Horn has made more CWS appearances than any current head coach in the SEC.

Dave Van Horn (ARK)	1	2	3	4	5	6
Paul Mainieri (LSU)	1	2	3	4	5	
Kevin O'Sullivan (FLA)	1	2	3	4		
Tim Corbin (VU)	1	2	3			
Dave Serrano (UT)	1	2				
Scott Stricklin (UGA)	1					
Mike Bianco (UM)	1					
John Cohen (MSU)	1					
Chad Holbrook (SC)	1					

**PRESEASON PROPS**

<<<< ZACH JACKSON  
 Golden Spikes Award Watch List  
 NCBWA Stopper of the Year Watch List  
 Louisville Slugger All-America first team  
 NCBWA All-America first team  
 Perfect Game All-America first team  
 All-SEC first team

CLARK EAGAN  
 All-SEC second team

RICK NOMURA  
 All-SEC second team



**The Baum Way**

- Arkansas finished No. 2 in the country in average attendance for the third straight year with 8,290 fans per game in 2015. The Razorbacks posted school records in actual attendance and tickets sold for a single game.
- The actual crowd of 12,167 against Missouri State on June 6 was the largest crowd in Baum Stadium history. The 12,167 fans also marked the third largest Super Regional crowd in NCAA history.
- After setting the Baum Stadium attendance record in game one of the Fayetteville Super Regional with 11,869, Razorback fans followed suit Saturday, breaking the record in less than 24 hours with 12,167 on hand. In the Fayetteville Super Regional, three of the top four attendance marks at the eight Super Regional sites were all at Baum Stadium, totaling 35,730 over the three games. Game 1: 11,869 | Game 2: 12,167 | Game 3: 11,694
- The three NCAA Fayetteville Super Regional crowds marked the three largest crowds in Baum Stadium history.
- Arkansas was home to three of the top four postseason crowds in 2015 during Regionals and Super Regionals.
- The 12,589 tickets sold against Mississippi State on April 25 marked the 14th largest on-campus crowd in NCAA history.

**Shriners Hospitals for Children College Classic**

All three of Arkansas' games against No. 20 Rice, No. 12 Houston and No. 25 Texas Tech at the Shriners Hospitals for Children College Classic held at Minute Maid Park in Houston next weekend can be seen on national TV. All three of Arkansas' games will be live nationally on MLB Network, but blacked out in Arkansas, Oklahoma, Texas, Louisiana and New Mexico. The games will be broadcast in those aforementioned states on Cox Sports or Root Sports Southwest found on AT&T U-Verse (Ch. 758 and Ch. 1758) and DirecTV (Ch. 674).

**#BennyBaseball - 2015 NATIONAL PLAYER OF THE YEAR**

**Awards and Accolades**

- Golden Spikes Award
- Dick Howser Trophy
- Southeastern Conference Player of the Year
- Collegiate Baseball National Player of the Year
- Baseball America National Player of the Year

**#BennyBaseball Breakdown**

- Was the first SEC Player of the Year in program history.
- Was the first National Player of the Year in program history.
- Was the first Golden Spikes Award and Dick Howser Trophy winner in program history.
- Was the first Razorback to win a major SEC award since Nick Schmidt won Pitcher of the Year in 2006.
- Is the first player in school history with at least 15 home runs and 20 stolen bases in a season.
- Was the first NCAA Division I player in seven years to hit 20-plus home runs and steal 20-plus bases.
- Was the first player in SEC history to win the batting title, home run title and Player of the Year.
- Became the third player in SEC history to finish the year as the league leader in home runs and batting average.
- Was the first Razorback in school history to lead the nation in home runs (20).
- Was one of only two players in the country with 15-plus home runs and 20-plus stolen bases.
- Led the SEC in batting average, home runs, slugging percentage, on base percentage and walks.
- Led all sophomores in the country in batting average, home runs and slugging percentage.



Benintendi was selected by the Boston Red Sox with the seventh overall pick in the 2015 MLB Draft. He was the third-highest draft pick in program history and the eighth Razorback to be taken in the first round.



## 2016 OVERALL STATISTICS



**Arkansas Baseball**  
**Overall Statistics for Arkansas (as of Apr 27, 2016)**  
**(All games Sorted by Batting avg)**



Record: 25-16 Home: 19-8 Away: 3-8 Neutral: 3-0 SEC: 6-12

Player	avg	gp-gs	ab	r	h	2b	3b	hr	rbi	tb	slg%	bb	hp	so	gdp	ob%	sf	sh	sb-att	po	a	e	fld%
20 Carson Shaddy	.344	40-39	151	34	52	10	1	5	28	79	.523	17	3	34	3	.414	3	0	4-7	40	58	12	.891
17 Luke Bonfield	.336	36-35	122	26	41	9	0	7	31	71	.582	15	4	33	1	.420	2	0	0-2	23	0	1	.958
9 Clark Eagan	.311	41-41	164	25	51	7	1	3	26	69	.421	19	3	26	1	.384	4	3	5-6	163	18	2	.989
29 Cullen Gassaway	.308	30-29	107	14	33	5	1	0	22	40	.374	12	0	23	3	.369	3	2	2-2	221	13	2	.992
3 Michael Bernal	.295	40-40	146	31	43	8	0	8	35	75	.514	11	5	23	3	.362	1	1	0-1	55	133	7	.964
1 Rick Nomura	.273	40-38	139	31	38	10	1	3	22	59	.424	20	2	15	3	.366	3	2	3-5	91	119	2	.991
27 Tucker Pennell	.245	37-31	106	11	26	10	0	2	10	42	.396	9	3	18	1	.322	0	3	2-3	256	47	4	.987
-----																							
33 Grant Koch	.292	20-14	48	9	14	2	1	2	11	24	.500	10	2	9	2	.433	0	0	0-0	63	10	1	.986
15 Jake Arledge	.275	31-22	80	24	22	5	3	2	9	39	.488	17	5	18	2	.423	2	1	4-4	34	2	0	1.000
19 Austin Catron	.260	22-18	73	11	19	1	1	2	15	28	.384	6	1	14	3	.317	2	2	1-2	23	1	1	.960
7 Darien Simms	.240	22-4	25	12	6	0	0	0	3	6	.240	3	2	7	0	.367	0	2	5-5	6	0	0	1.000
8 Eric Cole	.232	27-20	82	12	19	2	0	0	5	21	.256	10	1	21	0	.319	1	4	1-1	26	0	0	1.000
24 Chad Spanberger	.224	25-21	76	11	17	4	0	6	13	39	.513	10	2	25	0	.330	0	1	0-0	28	0	0	1.000
5 Cody Scroggins	.138	19-9	29	4	4	0	0	0	2	4	.138	4	0	5	1	.242	0	3	2-2	12	17	0	1.000
26 Jack Benninghoff	.111	13-4	18	6	2	0	0	0	0	2	.111	4	0	7	0	.273	0	1	0-0	4	0	0	1.000
44 Alex Gosser	.077	7-3	13	3	1	0	0	0	1	1	.077	2	0	3	0	.188	1	0	0-0	17	0	0	1.000
25 Dominic Taccolini	.000	1-1	0	0	0	0	0	0	0	0	.000	0	0	0	0	.000	0	0	0-0	7	5	0	1.000
Totals	.281	41	1379	264	388	73	9	40	233	599	.434	169	33	281	23	.368	22	25	29-40	1085	459	40	.975
Opponents	.263	41	1357	205	357	66	4	21	188	494	.364	161	35	346	30	.354	11	26	38-68	1049	374	61	.959

LOB - Team (315), Opp (301). DPs turned - Team (34), Opp (26). CI - Team (1), Koch, G. 1. IBB - Team (5), Eagan, C. 2, Shaddy, C. 1, Bernal, M. 1, Spanberger C 1, Opp (2). Picked off - Spanberger C 2, Cole, E. 1, Arledge, J. 1, Eagan, C. 1, Bonfield, L. 1.

## (All games Sorted by Earned run avg)

Player	era	w-l	app	gs	cg	sho	sv	ip	h	r	er	bb	so	2b	3b	hr	b/avg	wp	hp	bks	sfa	sha
25 Dominic Taccolini	4.50	4-2	11	9	1	1/0	0	52.0	46	27	26	15	47	6	1	1	.240	1	5	0	2	5
-----																						
36 Cannon Chadwick	1.76	1-0	8	0	0	0/1	0	15.1	13	4	3	4	10	2	0	0	.241	0	1	0	1	1
10 Josh Alberius	2.49	3-0	18	0	0	0/2	0	25.1	23	8	7	7	33	6	0	1	.247	1	4	0	1	1
5 Cody Scroggins	3.00	0-0	3	0	0	0/0	0	3.0	1	1	1	2	1	0	0	0	.125	2	1	0	0	0
16 Blaine Knight	3.21	2-0	13	5	0	0/0	1	33.2	39	13	12	10	32	6	0	1	.293	0	0	1	0	3
14 Doug Willey	3.27	1-2	20	0	0	0/2	3	22.0	24	9	8	3	24	4	0	1	.293	0	2	0	1	0
46 Barrett Loseke	3.33	1-2	12	5	0	0/1	0	24.1	18	9	9	16	26	2	1	1	.209	6	1	0	0	1
55 Isaiah Campbell	3.72	3-0	9	5	0	0/0	0	19.1	21	12	8	4	17	2	0	4	.280	1	2	0	0	3
32 Zach Jackson	4.12	3-4	14	3	1	1/0	4	39.1	30	22	18	26	48	7	0	2	.210	4	4	0	0	5
37 Weston Rogers	4.50	1-0	8	4	0	0/1	0	16.0	14	8	8	4	13	0	0	2	.241	1	0	0	0	3
38 Jordan Rodriguez	5.54	0-0	17	0	0	0/1	1	13.0	10	8	8	8	11	2	0	3	.213	0	1	0	0	1
30 Hunter Hart	5.68	1-0	9	0	0	0/0	0	12.2	11	11	8	11	14	3	0	0	.250	6	2	0	1	0
11 Keaton McKinney	6.46	1-2	10	9	0	0/0	0	39.0	45	31	28	25	21	10	1	3	.294	4	6	0	1	2
28 James Teague	6.75	3-3	13	1	0	0/0	0	24.0	27	20	18	15	28	7	1	1	.303	3	2	0	3	1
21 Kacey Murphy	7.27	0-0	11	0	0	0/1	0	8.2	12	7	7	5	9	4	0	0	.324	0	1	0	0	0
34 Jake Reindl	8.10	0-0	4	0	0	0/1	0	3.1	5	3	3	0	3	1	0	0	.333	1	0	0	0	0
13 Ty Harris	9.64	0-0	7	0	0	0/2	0	4.2	6	5	5	5	2	0	0	1	.316	2	1	0	0	0
18 Anthony Dahl	10.50	1-1	5	0	0	0/0	0	6.0	12	7	7	1	7	4	0	0	.414	0	2	0	1	0
Totals	4.58	25-16	41	41	2	4/2	9	361.2	357	205	184	161	346	66	4	21	.263	32	35	1	11	26
Opponents	5.74	16-25	41	41	1	0/0	9	349.2	388	264	223	169	281	73	9	40	.281	37	33	3	22	25

PB - Team (6), Pennell, T. 4, Koch, G. 2, Opp (10). Pickoffs - Team (11), Pennell, T. 4, Teague, J. 2, Alberius, J. 2, Loseke, B. 1, Hart, H. 1, Rogers, W. 1, Opp (6). SBA/ATT - Pennell, T. (32-54), Koch, G. (5-13), Taccolini, D (7-13), Knight, B. (4-8), Teague, J. (3-7), Jackson, Z. (6-7), McKinney, K. (3-7), Willey, D. (3-6), Rogers, W. (4-5), Campbell, I. (1-4), Chadwick, C. (2-4), Hart, H. (2-3), Loseke, B. (1-2), Gosser, A. (1-1), Dahl, A. (1-1), Alberius, J. (1-1).

**2016 CONFERENCE STATISTICS**



**Arkansas Baseball  
Conference statistics for Arkansas (as of Apr 27, 2016)  
(SEC games only Sorted by Batting avg)**



Record: 6-12 Home: 4-5 Away: 2-7 SEC: 6-12

Player	avg	gp-gs	ab	r	h	2b	3b	hr	rbi	tb	slg%	bb	hp	so	gdp	ob%	sf	sh	sb-att	po	a	e	fld%	
29 Cullen Gassaway	.333	13-13	48	5	16	4	0	0	8	20	.417	2	0	12	0	.360	0	2	1-1	85	4	0	1.000	
3 Michael Bernal	.306	17-17	62	13	19	2	0	4	15	33	.532	4	3	13	2	.377	0	0	0-1	20	50	3	.959	
17 Luke Bonfield	.290	18-17	62	10	18	3	0	3	10	30	.484	6	0	19	1	.353	0	0	0-1	13	0	1	.929	
20 Carson Shaddy	.284	18-18	67	12	19	5	0	0	8	24	.358	8	0	17	1	.360	0	0	3-4	21	22	5	.896	
9 Clark Eagan	.278	18-18	72	7	20	2	0	1	6	25	.347	6	1	15	0	.338	1	0	0-0	82	7	1	.989	
1 Rick Nomura	.262	18-18	65	10	17	6	0	0	6	23	.354	6	1	10	1	.329	1	0	0-0	35	51	1	.989	
27 Tucker Pennell	.204	18-17	54	3	11	3	0	1	5	17	.315	4	2	11	0	.283	0	1	0-0	124	24	4	.974	
-----																								
26 Jack Benninghoff	1.000	2-0	1	0	1	0	0	0	0	1	1.000	0	0	0	0	1.000	0	0	0-0	0	0	0	.000	
19 Austin Catron	.364	6-5	22	5	8	0	1	1	4	13	.591	1	0	6	1	.391	0	0	1-1	0	0	0	.000	
24 Chad Spanberger	.278	12-11	36	7	10	1	0	3	4	20	.556	3	1	9	0	.350	0	0	0-0	19	0	0	1.000	
15 Jake Arledge	.188	13-9	32	6	6	2	1	0	2	10	.313	3	0	12	2	.250	1	1	0-0	17	2	0	1.000	
8 Eric Cole	.174	9-5	23	1	4	1	0	0	0	5	.217	2	0	6	0	.240	0	0	0-0	9	0	0	1.000	
5 Cody Scroggins	.167	6-4	12	1	2	0	0	0	0	2	.167	1	0	3	0	.231	0	1	1-1	2	5	0	1.000	
33 Grant Koch	.160	9-5	25	2	4	0	0	1	5	7	.280	3	0	4	1	.250	0	0	0-0	8	0	0	1.000	
7 Darien Simms	.118	7-3	17	2	2	0	0	0	1	2	.118	1	1	7	0	.211	0	0	1-1	5	0	0	1.000	
44 Alex Gosser	.111	3-2	9	1	1	0	0	0	1	1	.111	0	0	1	0	.100	1	0	0-0	9	0	0	1.000	
Totals	.260	18	607	85	158	29	2	14	75	233	.384	50	9	145	9	.324	4	5	7-10	458	179	17	.974	
Opponents	.300	18	606	121	182	37	4	12	114	263	.434	92	18	146	8	.403	8	7	15-28	465	169	19	.971	

LOB - Team (125), Opp (152). DPs turned - Team (10), Opp (10). IBB - Team (0), Opp (2). Picked off - Bonfield, L. 1, Eagan, C. 1, Spanberger C 1.

**(SEC games only Sorted by Earned run avg)**

Player	era	w-l	app	gs	cg	sho	sv	ip	h	r	er	bb	so	2b	3b	hr	b/avg	wp	hp	bks	sfa	sha
32 Zach Jackson	5.00	2-3	7	3	1	1/0	1	27.0	21	18	15	19	32	6	0	1	.206	3	2	0	0	0
25 Dominic Taccolini	6.31	1-2	6	5	1	1/0	0	25.2	32	19	18	9	21	5	1	1	.314	1	4	0	2	4
11 Keaton McKinney	6.46	1-2	6	5	0	0/0	0	23.2	29	18	17	16	17	7	1	2	.299	4	3	0	1	0
-----																						
36 Cannon Chadwick	0.00	0-0	1	0	0	0/0	0	2.2	2	0	0	0	0	0	0	0	.200	0	0	0	0	0
16 Blaine Knight	0.84	0-0	4	0	0	0/0	0	10.2	12	2	1	4	11	2	0	0	.279	0	0	0	0	0
10 Josh Alberius	2.61	1-0	8	0	0	0/0	0	10.1	10	4	3	3	13	5	0	1	.270	1	1	0	1	1
5 Cody Scroggins	3.00	0-0	3	0	0	0/0	0	3.0	1	1	1	2	1	0	0	0	.125	2	1	0	0	0
55 Isaiah Campbell	4.50	0-0	3	0	0	0/0	0	4.0	7	5	2	0	4	1	0	1	.350	0	0	0	0	0
46 Barrett Loseke	6.94	0-2	5	4	0	0/0	0	11.2	11	9	9	10	14	1	1	1	.244	4	0	0	0	0
38 Jordan Rodriguez	7.20	0-0	7	0	0	0/0	0	5.0	3	4	4	5	4	0	0	2	.176	0	1	0	0	1
14 Doug Willey	7.71	1-1	7	0	0	0/0	0	9.1	15	8	8	1	12	2	0	1	.405	0	2	0	1	0
28 James Teague	11.68	0-2	5	1	0	0/0	0	12.1	20	17	16	11	11	4	1	1	.400	0	2	0	2	1
30 Hunter Hart	12.27	0-0	2	0	0	0/0	0	3.2	5	6	5	6	3	2	0	0	.357	1	1	0	1	0
21 Kacey Murphy	16.88	0-0	3	0	0	0/0	0	2.2	9	5	5	2	3	2	0	0	.563	0	0	0	0	0
13 Ty Harris	45.00	0-0	2	0	0	0/0	0	1.0	5	5	5	4	0	0	0	1	.625	1	1	0	0	0
Totals	6.43	6-12	18	18	2	2/0	1	152.2	182	121	109	92	146	37	4	12	.300	17	18	0	8	7
Opponents	4.12	12-6	18	18	1	0/0	5	155.0	158	85	71	50	145	29	2	14	.260	13	9	1	4	5

PB - Team (3), Pennell, T. 2, Koch, G. 1, Opp (3). Pickoffs - Team (5), Pennell, T. 2, Alberius, J. 2, Loseke, B. 1, Opp (3). SBA/ATT - Pennell, T. (14-27), Taccolini, D (3-6), Jackson, Z. (4-5), Willey, D. (1-4), Teague, J. (0-3), Hart, H. (2-3), Knight, B. (1-2), McKinney, K. (1-2), Chadwick, C. (1-1), Campbell, I. (1-1), Loseke, B. (1-1), Koch, G. (1-1).



## 2016 STARTERS RECORDS



**Arkansas Baseball**  
**Miscellaneous Stats for Arkansas (as of Apr 27, 2016)**  
**(All games)**

**Starting Lineup By Position**  
**(Team W-L record when starter)**

<b>PITCHER:</b>		
25 Dominic Taccolini	9	(7-2)
11 Keaton McKinney	9	(5-4)
46 Barrett Loseke	5	(2-3)
16 Blaine Knight	5	(3-2)
55 Isaiah Campbell	5	(5-0)
37 Weston Rogers	4	(2-2)
32 Zach Jackson	3	(1-2)
28 James Teague	1	(0-1)
<b>CATCHER:</b>		
27 Tucker Pennell	31	(17-14)
33 Grant Koch	8	(8-0)
44 Alex Gosser	2	(0-2)
<b>FIRST BASE:</b>		
29 Cullen Gassaway	28	(16-12)
9 Clark Eagan	11	(7-4)
19 Austin Catron	2	(2-0)
<b>SECOND BASE:</b>		
1 Rick Nomura	38	(23-15)
5 Cody Scroggins	3	(2-1)
<b>THIRD BASE:</b>		
20 Carson Shaddy	34	(19-15)
5 Cody Scroggins	5	(4-1)
9 Clark Eagan	2	(2-0)
<b>SHORTSTOP:</b>		
3 Michael Bernal	40	(25-15)
5 Cody Scroggins	1	(0-1)
<b>LEFT FIELD:</b>		
17 Luke Bonfield	25	(15-10)
15 Jake Arledge	8	(5-3)
8 Eric Cole	6	(4-2)
26 Jack Benninghoff	1	(0-1)
7 Darien Simms	1	(1-0)
<b>CENTER FIELD:</b>		
9 Clark Eagan	28	(16-12)
15 Jake Arledge	5	(4-1)
20 Carson Shaddy	5	(4-1)
26 Jack Benninghoff	1	(1-0)
8 Eric Cole	1	(0-1)
7 Darien Simms	1	(0-1)
<b>RIGHT FIELD:</b>		
24 Chad Spanberger	19	(11-8)
8 Eric Cole	13	(10-3)
15 Jake Arledge	9	(4-5)
<b>DESIGNATED HITTER:</b>		
19 Austin Catron	16	(10-6)
17 Luke Bonfield	10	(7-3)
33 Grant Koch	6	(3-3)
26 Jack Benninghoff	2	(2-0)
7 Darien Simms	2	(1-1)
24 Chad Spanberger	2	(1-1)
25 Dominic Taccolini	1	(1-0)
44 Alex Gosser	1	(0-1)
29 Cullen Gassaway	1	(0-1)

**Starting Lineup By Lineup Spot**  
**(Team W-L record when starter)**

<b>LEADOFF:</b>		
9 Clark Eagan	18	(10-8)
8 Eric Cole	15	(12-3)
15 Jake Arledge	5	(2-3)
7 Darien Simms	3	(1-2)
<b>2ND SPOT:</b>		
20 Carson Shaddy	24	(14-10)
15 Jake Arledge	11	(9-2)
8 Eric Cole	2	(0-2)
19 Austin Catron	1	(1-0)
26 Jack Benninghoff	1	(0-1)
7 Darien Simms	1	(1-0)
9 Clark Eagan	1	(0-1)
<b>3RD SPOT:</b>		
9 Clark Eagan	22	(15-7)
17 Luke Bonfield	9	(5-4)
20 Carson Shaddy	8	(4-4)
19 Austin Catron	2	(1-1)
<b>CLEANUP:</b>		
29 Cullen Gassaway	28	(16-12)
17 Luke Bonfield	7	(3-4)
3 Michael Bernal	3	(3-0)
19 Austin Catron	1	(1-0)
24 Chad Spanberger	1	(1-0)
20 Carson Shaddy	1	(1-0)
<b>5TH SPOT:</b>		
1 Rick Nomura	26	(17-9)
19 Austin Catron	5	(3-2)
3 Michael Bernal	4	(1-3)
20 Carson Shaddy	2	(2-0)
24 Chad Spanberger	2	(1-1)
33 Grant Koch	1	(1-0)
44 Alex Gosser	1	(0-1)
<b>6TH SPOT:</b>		
17 Luke Bonfield	18	(14-4)
1 Rick Nomura	5	(3-2)
20 Carson Shaddy	4	(2-2)
3 Michael Bernal	4	(1-3)
33 Grant Koch	3	(2-1)
24 Chad Spanberger	3	(1-2)
26 Jack Benninghoff	1	(1-0)
15 Jake Arledge	1	(1-0)
19 Austin Catron	1	(0-1)
29 Cullen Gassaway	1	(0-1)
<b>7TH SPOT:</b>		
24 Chad Spanberger	12	(7-5)
19 Austin Catron	8	(6-2)
3 Michael Bernal	5	(3-2)
1 Rick Nomura	4	(2-2)
27 Tucker Pennell	3	(0-3)
33 Grant Koch	3	(3-0)
26 Jack Benninghoff	2	(2-0)
15 Jake Arledge	2	(1-1)
25 Dominic Taccolini	1	(1-0)
17 Luke Bonfield	1	(0-1)
<b>8TH SPOT:</b>		
3 Michael Bernal	24	(17-7)

2016 STARTERS RECORDS



Arkansas Baseball  
Miscellaneous Stats for Arkansas (as of Apr 27, 2016)  
(All games)



STARTERS SUMMARY

Player	GS	Position										Batting Order										
		p	c	1b	2b	3b	ss	lf	cf	rf	of	dh	1st	2nd	3rd	4th	5th	6th	7th	8th	9th	
9 Clark Eagan	41	.	.	11	.	2	.	.	28	.	.	.	18	1	22	.	.	.	.	.	.	
3 Michael Bernal	40	.	.	.	.	.	40	.	.	.	.	.	.	.	.	3	4	4	5	24	.	
20 Carson Shaddy	39	.	.	.	.	34	.	.	5	.	.	.	.	24	8	1	2	4	.	.	.	
1 Rick Nomura	38	.	.	.	38	.	.	.	.	.	.	.	.	.	.	.	26	5	4	2	1	
17 Luke Bonfield	35	.	.	.	.	.	.	25	.	.	.	.	.	.	.	.	9	7	18	1	.	
27 Tucker Pennell	31	.	31	.	.	.	.	.	.	.	.	.	.	.	.	.	.	.	.	3	7	21
29 Cullen Gassaw	29	.	.	28	.	.	.	.	.	.	.	.	.	.	.	28	.	1	.	.	.	
15 Jake Arledge	22	.	.	.	.	.	.	8	5	9	.	.	5	11	.	.	.	1	2	.	3	
24 Chad Spanberg	21	.	.	.	.	.	.	.	.	19	.	2	.	.	.	1	2	3	12	3	.	
8 Eric Cole	20	.	.	.	.	.	.	6	1	13	.	.	15	2	.	.	.	.	.	1	2	
19 Austin Catron	18	.	.	2	.	.	.	.	.	.	.	16	.	1	2	1	5	1	8	.	.	
33 Grant Koch	14	.	8	.	.	.	.	.	.	.	.	.	.	.	.	.	1	3	3	3	4	
25 Dominic Taccol	10	9	.	.	.	.	.	.	.	.	.	1	.	.	.	.	.	.	.	1	.	
5 Cody Scroggins	9	.	.	.	3	5	1	.	.	.	.	.	.	.	.	.	.	.	.	.	9	
11 Keaton McKinn	9	9	.	.	.	.	.	.	.	.	.	.	.	.	.	.	.	.	.	.	.	
16 Blaine Knight	5	5	.	.	.	.	.	.	.	.	.	.	.	.	.	.	.	.	.	.	.	
46 Barrett Loseke	5	5	.	.	.	.	.	.	.	.	.	.	.	.	.	.	.	.	.	.	.	
55 Isaiah Campbe	5	5	.	.	.	.	.	.	.	.	.	.	.	.	.	.	.	.	.	.	.	
37 Weston Rogers	4	4	.	.	.	.	.	.	.	.	.	.	.	.	.	.	.	.	.	.	.	
7 Darien Simms	4	.	.	.	.	.	.	1	1	.	.	2	3	1	.	.	.	.	.	.	.	
26 Jack Benningh	4	.	.	.	.	.	.	1	1	.	.	2	.	1	.	.	.	1	2	.	.	
44 Alex Gosser	3	.	2	.	.	.	.	.	.	.	.	1	.	.	.	1	.	.	.	1	1	
32 Zach Jackson	3	3	.	.	.	.	.	.	.	.	.	.	.	.	.	.	.	.	.	.	.	
28 James Teague	1	1	.	.	.	.	.	.	.	.	.	.	.	.	.	.	.	.	.	.	.	



## Starting Pitching Breakdown

Game date	Opposing team	Starter	IP	H	R	ER	BB	SO	NP	Final
Feb. 19, 2016	Central Michigan	Taccolini, D.	7.0	1	1	1	1	3	79	W, 6-1
Feb. 20, 2016	Central Michigan	Knight, B.	5.0	4	2	2	0	3	74	W, 4-3
Feb. 21, 2016	Central Michigan	McKinney, K.	4.0	4	3	2	2	1	58	W, 9-4
Feb. 23, 2016	Mississippi Valley St.	Campbell, I.	2.0	2	1	1	0	1	23	W, 21-4
Feb. 24, 2016	Mississippi Valley St.	Rogers, W.	2.0	1	0	0	0	4	28	W, 20-0
Feb. 26, 2016	No. 24 Rice	Taccolini, D.	6.0	5	2	2	1	6	85	W, 5-2
Feb. 27, 2016	No. 9 Houston	Knight, B.	2.0	4	1	1	1	3	39	W, 12-3
Feb. 28, 2016	No. 23 Texas Tech	McKinney, K.	0.2	3	5	5	2	1	37	W, 10-6
March 2, 2016	Louisiana Tech	Rogers, W.	2.2	3	2	2	1	1	48	L, 3-2
March 4, 2016	Eastern Illinois	Taccolini, D.	5.0	4	2	2	1	5	74	W, 5-2
March 5, 2016	Eastern Illinois	Knight, B.	3.1	7	5	5	1	4	54	L, 10-8
March 6, 2016	Eastern Illinois	McKinney, K.	7.0	4	2	1	1	1	95	W, 3-2
March 8, 2016	Gonzaga	CANCELLED								
March 9, 2016	Gonzaga	Rogers, W.	1.2	2	2	2	1	1	27	L, 15-10
March 11, 2016	Western Illinois	Taccolini, D.	7.0	2	1	1	2	9	109	W, 3-2
March 12, 2016	Western Illinois	McKinney, K.	3.2	5	3	3	4	1	65	W, 9-3
March 13, 2016	Western Illinois	Loseke, B.	4.0	1	0	0	1	4	48	W, 3-0
March 15, 2016	Grambling State	Campbell, I.	4.0	4	3	3	1	4	57	W, 14-4
March 16, 2016	Grambling State	Rogers, W.	4.0	3	2	2	0	2	61	W, 3-2
March 18, 2016	at #12 South Carolina	Taccolini, D.	6.0	12	8	8	1	2	113	L, 10-6
March 19, 2016	at #12 South Carolina	Loseke, B.	4.0	3	2	2	3	3	70	L, 6-2
March 20, 2016	at #12 South Carolina	McKinney, K.	4.2	7	4	3	0	4	82	L, 8-6
March 25, 2016	Auburn	Taccolini, D.	2.0	6	2	2	3	3	65	W, 3-2
March 26, 2016	Auburn	McKinney, K.	6.0	3	0	0	5	3	101	W, 14-7
March 27, 2016	Auburn	Loseke, B.	2.2	4	1	1	1	2	48	W, 3-1
March 29, 2016	at #16 Oklahoma State	Knight, B.	2.0	4	3	3	1	1	54	L, 5-4
April 1, 2016	Missouri	Taccolini, D.	1.0	4	3	2	1	0	35	W, 7-6
April 2, 2016	Missouri	McKinney, K.	3.2	6	6	6	4	2	92	L, 8-5
April 3, 2016	Missouri	Loseke, B.	3.1	2	3	3	1	4	45	L, 10-1
April 6, 2016	vs. Memphis	Campbell, I.	2.2	2	0	0	1	2	34	W, 12-4
April 8, 2016	at No. 14 Ole Miss	Teague, J.	3.0	8	7	7	2	3	51	L, 7-3
April 9, 2016	at No. 14 Ole Miss	Jackson, Z.	5.0	8	6	5	1	8	100	L, 14-9
April 10, 2016	at No. 14 Ole Miss	Loseke, B.	1.0	2	3	3	2	3	32	L, 8-7
April 12, 2016	vs. Louisiana Monroe	Knight, B.	3.0	1	0	0	1	3	39	W, 3-1
April 14, 2016	No. 2 Florida	Taccolini, D.	3.0	1	3	3	3	2	54	L, 12-8
April 15, 2016	No. 2 Florida	McKinney, K.	4.0	5	3	3	4	5	90	L, 9-2
April 16, 2016	No. 2 Florida	Jackson, Z.	5.1	1	4	4	4	5	104	L, 8-2
April 19, 2016	No. 25 Creighton	Campbell, I.	3.0	2	0	0	0	2	26	W, 6-2
April 21, 2016	at No. 12 Kentucky	Taccolini, D.	10.0	5	0	0	0	10	125	W, 1-0
April 22, 2016	at No. 12 Kentucky	Jackson, Z.	7.0	2	0	0	3	8	106	W, 2-0
April 23, 2016	at No. 12 Kentucky	McKinney, K.	3.1	4	3	3	3	2	65	L, 5-4
April 26, 2016	#18 Oklahoma State	Campbell, I.	3.1	3	3	2	2	3	63	W, 7-6
April 29, 2016	Texas A&M	--	--	--	--	--	--	--	--	--
April 30, 2016	Texas A&M	--	--	--	--	--	--	--	--	--
May 1, 2016	Texas A&M	--	--	--	--	--	--	--	--	--
May 3, 2016	at Missouri State	--	--	--	--	--	--	--	--	--
May 6, 2016	at LSU	--	--	--	--	--	--	--	--	--
May 7, 2016	at LSU	--	--	--	--	--	--	--	--	--
May 8, 2016	at LSU	--	--	--	--	--	--	--	--	--
May 13, 2016	Alabama	--	--	--	--	--	--	--	--	--
May 14, 2016	Alabama	--	--	--	--	--	--	--	--	--
May 15, 2016	Alabama	--	--	--	--	--	--	--	--	--
May 17, 2016	Missouri State	--	--	--	--	--	--	--	--	--
May 19, 2016	at Mississippi State	--	--	--	--	--	--	--	--	--
May 20, 2016	at Mississippi State	--	--	--	--	--	--	--	--	--
May 21, 2016	at Mississippi State	--	--	--	--	--	--	--	--	--

## Run Support

Pitcher	Starts	Runs	Runs/Game	Team Record
Taccolini, D.	9	44	4.9	7-2
Knight, B.	5	31	6.2	3-2
McKinney, K.	9	62	6.9	5-4
Campbell, I.	5	60	12.0	5-0
Rogers, W.	4	35	8.8	2-2
Loseke, B.	5	16	3.2	2-3
Teague, J.	1	3	3.0	0-1
Jackson, Z.	3	13	4.3	1-2
<b>TOTALS</b>	<b>41</b>	<b>264</b>	<b>6.44</b>	<b>25-16</b>

## Quality Starts

Pitcher	Total Starts	Quality Starts	Record in QS
Taccolini, D.	9	5	4-1
McKinney, K.	9	2	2-0
Knight, B.	5	0	--
Campbell, I.	5	0	--
Rogers, W.	4	0	--
Jackson, Z.	3	1	1-0
Teague, J.	1	0	--
Loseke, B.	5	0	--
<b>TOTALS</b>	<b>41</b>	<b>8</b>	<b>7-1</b>

## Starters Statistics

Player	ERA	W	L	APP	GS	CG	SHO	CBO	SV	IP	H	R	ER	BB	SO	2B	3B	HR	AB	B/Avg	WP	HBP	BK	SFA	SHA
55 Isaiah Campbell	3.60	3	0	5	5	0	0	0	0	15.0	13	7	6	4	12	1	0	3	53	.245	1	0	0	0	3
25 Dominic Taccolini	4.02	4	2	9	9	1	1	0	0	47.0	40	22	21	13	40	5	1	0	172	.233	1	4	0	2	4
32 Zach Jackson	4.67	1	2	3	3	1	1	0	0	17.1	11	10	9	8	21	4	0	0	62	.177	2	2	0	0	0
37 Weston Rogers	5.23	1	0	4	4	0	0	1	0	10.1	9	6	6	2	8	0	0	1	38	.237	0	0	0	0	2
46 Barrett Loseke	5.40	1	2	5	5	0	0	1	0	15.0	12	9	9	8	16	1	1	1	54	.222	2	1	0	0	0
11 Keaton McKinney	6.32	1	2	9	9	0	0	0	0	37.0	41	29	26	25	20	9	1	3	143	.287	3	6	0	1	2
16 Blaine Knight	6.46	1	0	5	5	0	0	0	0	15.1	20	11	11	4	14	4	0	1	60	.333	0	0	0	0	3
28 James Teague	21.00	0	1	1	1	0	0	0	0	3.0	8	7	7	2	3	3	0	0	14	.571	0	0	0	2	0
<b>Totals</b>	<b>5.34</b>	<b>12</b>	<b>9</b>	<b>41</b>	<b>41</b>	<b>2</b>	<b>4</b>	<b>2</b>	<b>0</b>	<b>160.0</b>	<b>154</b>	<b>101</b>	<b>95</b>	<b>66</b>	<b>134</b>	<b>27</b>	<b>3</b>	<b>9</b>	<b>596</b>	<b>.258</b>	<b>9</b>	<b>13</b>	<b>0</b>	<b>5</b>	<b>14</b>

**Team Game Highs (2016)**

**Batting**

At bats:	44	vs Eastern Illinois (Mar 05, 2016)
Runs scored:	21	vs Miss. Valley State (Feb 23, 2016)
Hits:	19	vs Miss. Valley State (Feb 23, 2016)
RBI's:	21	vs Miss. Valley State (Feb 23, 2016)
Doubles:	6	vs Western Illinois (Mar 12, 2016)
	6	vs Grambling State (Mar 15, 2016)
Triples:	2	vs Miss. Valley State (Feb 23, 2016)
Home runs:	4	vs Auburn (Mar 26, 2016)
Total bases:	35	vs Miss. Valley State (Feb 23, 2016)
Walks:	13	vs Eastern Illinois (Mar 05, 2016)
Strikeouts:	14	vs Florida (Apr 14, 2016)
	14	vs Florida (Apr 16, 2016)
Sac hits:	3	vs Central Michigan (Feb 19, 2016)
	3	vs Central Michigan (Feb 20, 2016)
Sac flies:	4	vs Miss. Valley State (Feb 24, 2016)
Stolen bases:	4	vs Western Illinois (Mar 12, 2016)
Hit by pitch:	4	vs ULM (Apr 12, 2016)
Caught stealing:	2	vs Eastern Illinois (Mar 06, 2016)
Runners LOB:	14	vs Eastern Illinois (Mar 05, 2016)
Hit into DP:	3	at Ole Miss (Apr 10, 2016)

**Fielding**

Putouts:	36	vs Eastern Illinois (Mar 05, 2016)
Assists:	22	vs Eastern Illinois (Mar 05, 2016)
Errors:	6	vs Eastern Illinois (Mar 05, 2016)
Passed balls:	2	vs Central Michigan (Feb 21, 2016)
DPs turned:	3	vs Texas Tech (Feb 28, 2016 at Houston, Texas)
	3	vs Florida (Apr 15, 2016)

**Pitching**

Innings pitched:	12.0	vs Eastern Illinois (Mar 05, 2016)
Runs allowed:	15	vs Gonzaga (Mar 09, 2016)
Earned runs:	14	vs Gonzaga (Mar 09, 2016)
Walks allowed:	9	vs Auburn (Mar 25, 2016)
	9	vs Florida (Apr 16, 2016)
Strikeouts:	14	vs Western Illinois (Mar 11, 2016)
Hits allowed:	18	vs Gonzaga (Mar 09, 2016)
Doubles allowed:	7	at Ole Miss (Apr 09, 2016)
Triples allowed:	1	(4 games )
Homers allowed:	2	vs Grambling State (Mar 15, 2016)
	2	vs Missouri (Apr 01, 2016)
	2	vs Oklahoma State (Apr 26, 2016)
Wild pitches:	4	vs Gonzaga (Mar 09, 2016)
Hit batters:	5	vs Gonzaga (Mar 09, 2016)

**Individual Game Highs (2016)**

**Batting**

At bats:	7	Carson Shaddy vs Eastern Illinois (Mar 05, 2016)
Runs scored:	4	(4 games )
Hits:	4	Rick Nomura vs Western Illinois (Mar 12, 2016)
RBI's:	6	Carson Shaddy vs Grambling State (Mar 15, 2016)
Doubles:	2	(4 games )
Triples:	1	(9 games )
Home runs:	2	(4 games )
Total bases:	9	Jake Arledge vs Eastern Illinois (Mar 05, 2016)
Walks:	3	(5 games )
Strikeouts:	4	Carson Shaddy vs Florida (Apr 14, 2016)
Sac hits:	1	(25 games )
Sac flies:	2	Clark Eagan vs Miss. Valley State (Feb 24, 2016)
Stolen bases:	2	Carson Shaddy at Ole Miss (Apr 08, 2016)
Hit by pitch:	2	Luke Bonfield vs Oklahoma State (Apr 26, 2016)
Caught stealing:	1	(11 games )
Runners LOB:	7	Austin Catron vs Eastern Illinois (Mar 06, 2016)

**Fielding**

Putouts:	15	Cullen Gassaway vs Florida (Apr 15, 2016)
	15	Clark Eagan at Kentucky (Apr 22, 2016)
Assists:	9	Michael Bernal vs Florida (Apr 15, 2016)
Errors:	2	(4 games )
Passed balls:	2	Tucker Pennell vs Central Michigan (Feb 21, 2016)

**Pitching**

Innings pitched:	10.0	Dominic Taccolini at Kentucky (Apr 22, 2016)
Runs allowed:	8	Dominic Taccolini at South Carolina (Mar 18, 2016)
Earned runs:	8	Dominic Taccolini at South Carolina (Mar 18, 2016)
Walks allowed:	5	Zach Jackson at South Carolina (Mar 20, 2016)
	5	Keaton McKinney vs Auburn (Mar 26, 2016)
Strikeouts:	10	Dominic Taccolini at Kentucky (Apr 22, 2016)
Hits allowed:	12	Dominic Taccolini at South Carolina (Mar 18, 2016)
Doubles allowed:	3	(4 games )
Triples allowed:	1	(4 games )
Homers allowed:	2	Isaiah Campbell vs Grambling State (Mar 15, 2016)
	2	Jordan Rodriguez vs Missouri (Apr 01, 2016)
Wild pitches:	3	Hunter Hart vs Gonzaga (Mar 09, 2016)
Hit batters:	2	(5 games )

## The Last Time an Arkansas Player...

4 Hits in a game	.....Rick Nomura vs. Western Illinois, March 12, 2016
5 Hits in a game	.....Andy Wilkins at No. 9 Oklahoma (Norman Regional), May 31, 2009
6 Hits in a game	.....Jeremy Jackson vs. Northeastern (Okla.), April 16, 1997
2 Hits in an inning	.....Tyler Spoon and Brian Anderson, at No. 6 South Carolina, March 22, 2013
2 Doubles in a game	.....Carson Shaddy vs. Grambling State, March 15, 2016
3 Doubles in a game	.....Joe Serrano vs. South Alabama, February 28, 2014
4 Doubles in a game	.....Rodney Nye vs. La. Tech, March 31, 1998
2 Triples in a game	.....Bobby Wernes vs. North Dakota, Feb. 14, 2015
Led off a game with a HR	.....Tim Carver vs. Oral Roberts, April 24, 2012
2 Home runs in a game	.....Michael Bernal vs. Auburn, March 26, 2016
3 Home runs in a game	.....Brett Eibner vs. Grambling State, June 4, 2010
Grand Slam	.....Rick Nomura vs. Gonzaga, March 9, 2016
HR in consecutive AB	.....Michael Bernal vs. Auburn, March 26, 2016
HR in 4 straight games	Aaron Murphree vs. OSU, So. Dakota St. & Siena, March 2-8, 2008
HR in 5 straight games	Aaron Murphree vs. OSU, So. Dakota St. & Siena, March 2-8, 2008
HR in 6 straight games	Aaron Murphree vs. OSU, So. Dakota St. & Siena, March 2-9, 2008
Pinch-hit home run	.....Chad Spanberger vs. Eastern Illinois, March 5, 2016
Inside the park home run	.....Andrew Benintendi vs. Miss Valley State, April 8, 2015
Back-to-Back Home Runs	.. Joe Serrano and Andrew Benintendi at Auburn, April 3, 2015
4 Runs in a game	.....Rick Nomura vs. Grambling State, March 15, 2016
5 Runs in a game	.....Andrew Benintendi vs Mississippi Valley State, April 8, 2015
6 Runs in a game	.....Jeremy Jackson vs. Northeastern (Okla.), April 16, 1997
4 RBI in a game	..... Chad Spanberger vs. #25 Creighton, April 19, 2016
5 RBI in a game	.....Rick Nomura vs. Gonzaga, March 9, 2016
6 RBI in a game	.....Carson Shaddy vs. Grambling State, March 15, 2016
7 RBI in a game	..... Brett Eibner vs. Grambling State (Fayetteville Regional), June 4, 2010
8 RBI in a game	.....Rodney Nye vs. ORU, April 14, 1999
9 RBI in a game	.....Ryan Lundquist vs. Central Missouri St., March 4, 1997
2 Stolen bases in a game	.....Carson Shaddy at #14 Ole Miss, April 8, 2016
3 Stolen bases in a game	.....Andrew Benintendi vs Stephen F. Austin, April 15, 2015
4 Stolen bases in a game	.....Logan Forsythe vs. Ole Miss, May 19, 2007
Stole home	..... Bobby Wernes vs. Ole Miss, March 28, 2015
2 Errors in a game	.....Michael Bernal and Tucker Pennell vs. No. 2 Florida, April 14, 2016
3 Errors in a game	.....Bobby Wernes, at LSU, April 12, 2014
4 Errors in a game	.....Chris Shaddy vs. TCU, April 27, 1980
9-Inning no-hitter	..... Scott Roehl vs. Kansas St., March 20, 2001
9-Inning combined no-hitter	Nick Schmidt (6.0), Brian McLelland (1.0) & Devin Collis (2.0) vs. Oklahoma State, February 12, 2006
1-Hitter	.....Brett Eibner (9.0) at No. 1 Georgia, April 19, 2009
1-Hitter combined	. Colin Poché (5.0 IP, 1H), Cade Lynch (2.0 IP, 0H), vs. New Orleans, February 19, 2013
2-Hitter	.....Keaton McKinney at Alabama, May 2, 2015
2-Hitter combined	..... Loseke (4.0 IP, 1H), Murphy (1.2 IP, 0H), Alberius (1.2 IP, 0H), Harris (0.2 IP, 0H), Willey (0.2 IP, 1H), Rodriguez (0.1 IP, 0H) vs. Western Illinois, March 13, 2016
3-Hitter	.....Ryne Stanek (9.0 IP), at No. 6 South Carolina, March 23, 2013
3-Hitter combined	.. Keaton McKinney and Dominic Taccolini vs Tennessee, May 10, 2015
Complete game	..... Dominic Taccolini at #12 Kentucky, April 22, 2016
Complete-game shutout	..... Dominic Taccolini at #12 Kentucky, April 22, 2016
10-inning or more start	. Dominic Taccolini at #12 Kentucky (10 innings), April 22, 2016
Had 10 strikeouts	..... Dominic Taccolini at #12 Kentucky, April 22, 2016
Had 11 strikeouts	..... Mike Bolsinger at No. 11 Ole Miss, May 9, 2010
Had 12 strikeouts	..... Drew Smyly vs. No. 9 Oklahoma (Norman Regional), May 31, 2009
Had 13 strikeouts	..... Nick Schmidt vs. Georgia, March 24, 2006
Had 14 strikeouts	..... David Walling vs. South Carolina, May 16, 1999
Had 15 strikeouts	..... Nick Schmidt vs. Auburn, May 18, 2006
Had 16 strikeouts	..... David Walling vs. Eastern Illinois, Feb. 20, 1998
Had 17 strikeouts	..... Jess Todd vs. South Carolina (SEC Tournament), May 24, 2007

## The Last Time an Arkansas Team...

Scored 10 runs	..... vs. Gonzaga, March 9, 2016
Scored 11 runs	..... vs. SE Missouri State, March 18, 2015
Scored 12 runs	..... vs. Memphis, April 6, 2016
Scored 13 runs	..... vs. Loyola Marymount, March 7, 2015
Scored 14 runs	..... vs. Auburn, March 26, 2016
Scored 15 runs	..... vs. Western Illinois, March 12, 2016
Scored 16 runs	..... at Missouri State, April 18, 2007
Scored 17 runs	..... vs. Villanova, February 19, 2012
Scored 18 runs	..... vs. Missouri State, June 5, 2015
Scored 19 runs	..... vs. Grambling State (Fayetteville Regional), June 4, 2010
Scored 20 runs	..... vs. Mississippi Valley State, Feb. 24, 2016
Scored 21 runs	..... vs. Mississippi Valley State, Feb. 23, 2016
Scored 22 runs	..... vs. Louisiana Tech, Feb. 14, 2004
Scored 23 runs	..... Never
Scored 24 runs	..... Missouri Southern, Feb. 11, 1998
Scored 25 runs	..... Missouri Southern, Feb. 4, 2001
Scored 26 runs	..... vs. Iowa (in Arlington, Texas), Feb. 14, 1997
Scored 27 runs	..... Never
Scored 28 runs	..... vs. Wisconsin-Milwaukee (2), Feb. 18, 2007
Scored 29 runs	..... Morningside, April 6, 1968
Scored 30 runs	..... at South Carolina, March 30, 1997
Scored 31-32 runs	..... 32 vs. Saint Louis, April 7, 2010
Scored 33+ runs	..... 33 vs. Southwest Baptist, March 21, 1984
Had 14 hits	..... vs. Auburn, March 26, 2016
Had 15 hits	..... vs. Grambling State, March 15, 2016
Had 16 hits	..... vs. North Dakota, Feb. 14, 2015
Had 17 hits	..... vs. Memphis, April 6, 2016
Had 18 hits	..... vs. Missouri State, June 5, 2015
Had 19 hits	..... vs. Mississippi Valley State, Feb. 23, 2016
Had 20 hits	..... at Mississippi State, April 11, 2010
Had 21 hits	..... Kentucky, April 28, 2001
Had 22 hits	..... vs. Wisconsin-Milwaukee (2), Feb. 18, 2007
Had 23 hits	..... Centenary, March 31, 1999
Had 24 hits	..... Georgia, March 17, 2001
Had 25 hits	..... at Centenary, March 23, 2005
Had 26-29 hits	..... 28 at South Carolina, March 30, 1997
Had 30 hits	..... vs. Saint Louis, April 7, 2010
Had 31+ hits	..... 32 vs. Southwest Baptist, March 21, 1984
4 Errors in a game	..... vs Miami, June 15, 2015
5 Errors in a game	..... vs. #2 Florida, April 14, 2016
6 Errors in a game	..... vs. Eastern Illinois, March 5, 2016
7 Errors in a game	..... vs. La. Tech, March 20, 2001
Was Shutout	..... vs Florida, May 22, 2015 (10-0)
Was Shutout Back-to-Back	..... vs. LSU, April 23-24, 2005 (7-0, 6-0)
Held to 1 hit	..... vs. Missouri State, June 6, 2015
Held to 2 hits	..... at #3 Virginia, May 31, 2014
Held to 3 hits	..... vs Florida, May 21, 2015 (0-10)
Swept an SEC Home Series (three games)	..... vs. Auburn, March 25-27, 2016
Swept an SEC Road Series (three games)	..... at Alabama, April 30-May 2, 2015
Was Swept in SEC Home Series	..... vs. No. 2 Florida, April 14-16, 2016
Was Swept in SEC Road Series	..... at No. 14 Ole Miss, April 8-10, 2016
Swept a Non-conference Home Series	..... vs. Grambling State, March 15-16, 2016
Swept a Non-conference Road Series	..... at McNeese State, March 23-24, 2010
Was Swept in a Non-conference Home Series	..... Gonzaga, March 10-11, 2015
Was Swept in a Non-conference Road Series	..... at Nebraska, April 16, 2013
Won a Non-conference Home Series	..... vs. Grambling State, March 15-16, 2016
Lost a Non-conference Home Series	..... vs. South Alabama, February 28-March 1, 2014
Lost a Non-conference Road Series	..... at Nebraska, April 16, 2013
Back-to-Back Shutouts	..... UK (1-0) April 22 and UK (2-0) April 22-23, 2016
Most Consecutive Shutouts	..... 4 vs. Wisconsin (March 15-16, 1980)
Shut out an opponent at home	..... vs. Western Illinois (3-0), March 13, 2016
Shut out an opponent on the road	..... at #12 Kentucky (2-0), April 23, 2016
Shut out an SEC opponent at home	..... vs. South Carolina (7-0), April 5, 2014
Shut out an SEC opponent on the road	..... at #12 Kentucky (2-0), April 23, 2016

**THE NATIONAL POLLS**

**Baseball America**  
April 25, 2016

1	Florida	36-6
2	Texas A&M	32-8
3	Mississippi State	27-13
4	Miami	30-8
5	Florida State	28-11
6	South Carolina	33-8
7	TCU	28-10
8	LSU	27-13
9	Ole Miss	31-10
10	Louisville	31-9
11	Vanderbilt	30-10
12	NC State	27-11
13	Texas Tech	31-12
14	Southern Miss	29-12
15	Rice	25-13
16	Michigan	28-10
17	UC Santa Barbara	25-10
18	Oregon State	26-10
19	Coastal Carolina	30-11
20	Tulane	26-13
21	East Carolina	26-14
22	Virginia	26-17
23	UL-Lafayette	27-13
24	Minnesota	25-11
25	Oklahoma State	25-14

**D1Baseball**  
April 25, 2016

1	Florida	36-6
2	Texas A&M	32-8
3	Miami	30-8
4	Mississippi State	27-13
5	Florida State	28-11
6	NC State	27-11
7	South Carolina	33-8
8	Vanderbilt	30-10
9	Louisville	31-9
10	Oregon State	26-10
11	LSU	27-13
12	TCU	28-10
13	Ole Miss	31-10
14	Texas Tech	31-12
15	Coastal Carolina	30-11
16	Rice	25-13
17	East Carolina	26-14
18	UL-Lafayette	27-13
19	Minnesota	25-11
20	UC Santa Barbara	25-10
21	Virginia	26-17
22	Tulane	26-13
23	Oklahoma State	25-14
24	Arizona	26-14
25	Southern Miss	29-12

**Perfect Game**  
April 25, 2016

1	Florida	36-6
2	Texas A&M	32-8
3	Mississippi State	27-13
4	Miami	30-8
5	Florida State	28-11
6	TCU	28-10
7	Vanderbilt	30-10
8	South Carolina	33-8
9	NC State	27-11
10	Oregon State	26-10
11	Ole Miss	31-10
12	Louisville	31-9
13	Coastal Carolina	30-11
14	Texas Tech	31-12
15	LSU	27-13
16	Michigan	28-10
17	Dallas Baptist	27-11
18	Oklahoma State	25-14
19	UNC Wilmington	27-9
20	Tulane	26-13
21	Southern Miss	29-12
22	Florida Atlantic	28-10
23	UC Santa Barbara	25-10
24	Rice	25-13
25	North Carolina	26-15

**USA Today/ESPN**  
April 25, 2016

1	Florida	36-6
2	Texas A&M	32-8
3	Miami	30-8
4	Mississippi State	27-13
5	South Carolina	33-8
6	Florida State	28-11
7	Vanderbilt	30-10
8	Louisville	31-9
9	NC State	28-11
10	TCU	28-10
11	Oregon State	26-10
12	Ole Miss	31-10
13	LSU	27-13
14	Texas Tech	31-12
15	Coastal Carolina	30-11
16	UL-Lafayette	27-13
17	Florida Atlantic	28-10
18	Virginia	26-17
19	UC Santa Barbara	25-10
20	North Carolina	26-15
21	Michigan	28-10
22	Oklahoma State	25-14
23	Missouri State	28-10
24	East Carolina	26-14
25	Georgia Tech	27-13

**Collegiate Baseball**  
April 25, 2016

1	Florida	36-6
2	South Carolina	33-8
3	Florida State	28-11
4	Miami	30-8
5	Texas A&M	32-8
6	Vanderbilt	30-10
7	Louisville	31-9
8	Mississippi State	27-13
9	NC State	27-11
10	Texas Tech	31-12
11	TCU	28-10
12	Oregon State	26-10
13	Coastal Carolina	30-11
14	Southern Miss	29-12
15	LSU	27-13
16	Virginia	26-17
17	Arizona	26-14
18	Minnesota	25-11
19	Cal Poly	25-13
20	California	22-14
21	UC Santa Barbara	25-10
22	Kentucky	24-15
23	South Alabama	30-11
24	Ole Miss	31-10
25	Washington	22-14

**NCBWA**  
April 25, 2016

1	Florida	36-6
2	Texas A&M	32-8
3	Mississippi State	27-13
4	Miami	30-8
5	Florida State	28-11
6	Louisville	31-9
7	Vanderbilt	30-10
8	South Carolina	33-8
9	TCU	28-10
10	NC State	28-11
11	LSU	27-13
12	Oregon State	26-10
13	Ole Miss	31-10
14	Louisiana	27-13
15	Michigan	28-10
16	UC Santa Barbara	25-10
17	Texas Tech	31-12
18	Florida Atlantic	28-10
19	North Carolina	26-15
20	Virginia	26-17
21	Oklahoma State	25-14
22	Coastal Carolina	30-11
23	Missouri State	28-10
24	California	22-14
25	Georgia Tech	27-13

**Arkansas Week-By-Week in the Polls**

	BA	D1	PG	USA TODAY	CB	NCBWA
Preseason	--	25	--	22	24	22
Week 1	--	24	25	--	24	18
Week 2	17	14	16	--	16	12
Week 3	18	14	18	14	17	16
Week 4	17	14	17	13	17	15
Week 5	25	20	22	18	NR	20
Week 6	22	18	18	15	NR	16
Week 7	NR	NR	NR	21	NR	24
Week 8	NR	NR	NR	NR	NR	NR
Week 9	NR	NR	NR	NR	NR	NR
Week 10	NR	NR	NR	NR	NR	NR
Week 11	--	--	--	--	--	--
Week 12	--	--	--	--	--	--
Week 13	--	--	--	--	--	--
Week 14	--	--	--	--	--	--
Week 15	--	--	--	--	--	--
Final	--	--	--	--	--	--

BA - Baseball America  
 ESPN - USA Today/ESPN  
 CB - Collegiate Baseball  
 NCBWA - National Collegiate Baseball Writers Association  
 PG - Perfect Game  
 D1 - D1Baseball.com

**SEC STANDINGS (2016)**

	Conference				Overall			Last 10	Streak
	W	L	Win	GB	W	L	Win		
<b>WESTERN</b>									
Texas A&M	12	6	.667	-	33	8	.805	8-2	W 2
Ole Miss	10	8	.556	2	31	11	.738	7-3	L 1
Mississippi State	10	8	.556	2	28	13	.683	6-4	W 1
LSU	10	8	.556	2	27	14	.659	5-5	L 1
Alabama	9	9	.500	3	24	18	.571	5-5	L 2
Arkansas	6	12	.333	6	25	16	.610	5-5	W 1
Auburn	5	13	.278	7	18	23	.439	4-6	L 4
<b>EASTERN</b>									
South Carolina	14	4	.778	-	33	8	.805	7-3	W 4
Florida	13	5	.722	1	36	6	.857	7-3	W 2
Kentucky	10	8	.556	4	25	15	.625	5-5	W 2
Vanderbilt	10	8	.556	4	31	10	.756	7-3	W 1
Georgia	7	11	.389	7	22	20	.524	6-4	W 1
Tennessee	6	12	.333	8	24	17	.585	6-4	W 3
Missouri	4	14	.222	10	21	21	.500	8-2	W 1

**2016 SEC PRESEASON POLL**

	School	Points
<b>WESTERN</b>	1. Texas A&M (8)	85
	2. LSU (5)	79
	3. Arkansas	65
	4. Mississippi State (1)	49
	5. Ole Miss	46
	6. Auburn	33
	7. Alabama	28
<b>EASTERN</b>	1. Florida (13)	91
	2. Vanderbilt (1)	78
	3. South Carolina	54
	4. Kentucky	53
	5. Missouri	47
	6. Georgia	32
	7. Tennessee	30

Champion: Florida (13), Vanderbilt (1)

**HOME RUN LISTING**

No.	Player	Gm#	Date	Opponent	Pitcher	On Base	Inn	Outs	Count	Score	Final
1.	Luke Bonfield	3	Feb 21	Central Michigan	Williams, B.	2	7	1	2-0	6-3	W, 9-4
2.	Clark Eagan	4	Feb. 23	Miss. Valley State	Hodges, C.	1	2	0	2-1	7-1	W, 21-4
3.	Luke Bonfield	4	Feb. 23	Miss. Valley State	Gullett, C.	1	3	2	2-0	12-1	W, 21-4
4.	Austin Catron	4	Feb. 23	Miss. Valley State	McWright, C.	1	6	2	3-2	21-4	W, 21-4
5.	Michael Bernal	5	Feb. 24	Miss. Valley State	Spencer, F.	1	5	0	3-1	9-0	W, 20-0
6.	Carson Shaddy	5	Feb. 24	Miss. Valley State	Spencer, F.	1	6	0	2-2	13-0	W, 20-0
7.	Carson Shaddy	5	Feb. 24	Miss. Valley State	McWright, C.	0	8	0	0-1	14-0	W, 20-0
8.	Michael Bernal	7	Feb. 27	#9 Houston	King, J.	1	2	1	1-0	1-1	W, 12-3
9.	Michael Bernal	7	Feb. 27	#9 Houston	Hernandez, N.	2	3	2	0-1	5-1	W, 12-3
10.	Carson Shaddy	7	Feb. 27	#9 Houston	Reed, C.	1	8	0	3-2	10-3	W, 12-3
11.	Michael Bernal	8	Feb. 28	#23 Texas Tech	Howard, H.	1	4	1	1-2	4-5	W, 10-6
12.	Clark Eagan	8	Feb. 28	#23 Texas Tech	Martin, D.	0	5	0	3-2	7-5	W, 10-6
13.	Carson Shaddy	9	March 2	Louisiana Tech	Clancy, T.	0	1	1	1-0	1-0	L, 3-2
14.	Grant Koch	10	March 4	Eastern Illinois	Wivinis, M.	0	3	0	1-1	0-0	W, 5-2
15.	Carson Shaddy	10	March 4	Eastern Illinois	Wivinis, M.	1	3	2	2-0	1-0	W, 5-2
16.	Jake Arledge	11	March 5	Eastern Illinois	Hughes	0	2	1	1-1	2-3	L, 10-8
17.	Jake Arledge	11	March 5	Eastern Illinois	Thurston	1	7	2	2-2	5-8	L, 10-8
18.	Chad Spanberger	11	March 5	Eastern Illinois	Fisher	0	9	1	2-2	7-8	L, 10-8
19.	Rick Nomura	13	March 9	Gonzaga	Hellinger	3	6	2	0-1	10-6	L, 15-10
20.	Tucker Pennell	14	March 11	Western Illinois	Church	1	5	2	3-2	2-0	W, 3-2
21.	Chad Spanberger	15	March 12	Western Illinois	Mortillaro	2	3	1	2-1	2-2	W, 9-3
22.	Rick Nomura	15	March 12	Western Illinois	Sturchio	0	5	0	3-2	5-3	W, 9-3
23.	Rick Nomura	16	March 15	Grambling State	Hoover	1	4	1	0-0	6-3	W, 14-4
24.	Tucker Pennell	19	March 18	#12 South Carolina	Schmidt	0	3	1	0-0	8-0	L, 10-6
25.	Luke Bonfield	19	March 18	#12 South Carolina	Murray	1	8	1	0-0	9-4	L, 10-6
26.	Michael Bernal	23	March 26	Auburn	Mize	1	4	2	0-0	1-0	W, 14-7
27.	Michael Bernal	23	March 26	Auburn	Mitchell	1	5	2	2-2	6-0	W, 14-7
28.	Luke Bonfield	23	March 26	Auburn	Sprinkle	1	6	1	3-2	11-0	W, 14-7
29.	Chad Spanberger	23	March 26	Auburn	Frazier	0	8	1	2-2	13-5	W, 14-7
30.	Catron	27	April 2	Missouri	Houck	5	5	2	0-2	6-1	L, 8-5
31.	Luke Bonfield	29	April 6	Memphis	Bowlan	0	2	1	2-1	1-0	W, 12-4
32.	Luke Bonfield	31	April 9	#14 Ole Miss	Parkinson	0	4	0	2-0	4-0	L, 14-9
33.	Bernal, M.	32	April 10	at #14 Ole Miss	Smith, C.	1	9	1	3-2	5-8	L, 7-8
33.	Grant Koch	34	April 14	#2 Florida	Byrne	2	8	1	2-2	5-11	L, 12-8
34.	Chad Spanberger	34	April 14	#2 Florida	Anderson	0	9	2	1-0	8-12	L, 12-8
35.	Michael Bernal	35	April 15	#2 Florida	Shore	0	4	2	1-1	1-1	L, 2-9
36.	Chad Spanberger	37	April 19	#25 Creighton	Stroschein	1	2	2	2-0	0-0	W, 6-2
38.	Chad Spanberger	38	April 22	#12 Kentucky	Brown, Z.	0	10	0	1-0	0-0	W, 1-0
39.	Clark Eagan	40	April 23	#12 Kentucky	Cody, K.	0	5	2	1-1	3-3	L, 5-4
40.	Luke Bonfield	41	April 27	#18 Oklahoma State	Mertz	1	1	1	2-1	0-1	W, 7-6

**BULLPEN CHART**

Player	ERA	W	L	APP	GS	CG	SHO	CBO	SV	IP	H	R	ER	BB	SO	2B	3B	HR	AB	B/Avg	WP	HBP	BK	SFA	SHA
46 Barrett Loseke	0.00	0	0	7	0	0	0	0	0	9.1	6	0	0	8	10	1	0	0	32	.188	4	0	0	0	1
16 Blaine Knight	0.49	1	0	8	0	0	0	0	1	18.1	19	2	1	6	18	2	0	0	73	.260	0	0	1	0	0
36 Cannon Chadwick	1.76	1	0	8	0	0	0	1	0	15.1	13	4	3	4	10	2	0	0	54	.241	0	1	0	1	1
10 Josh Alberius	2.49	3	0	18	0	0	0	2	0	25.1	23	8	7	7	33	6	0	1	93	.247	1	4	0	1	1
5 Cody Scroggins	3.00	0	0	3	0	0	0	0	0	3.0	1	1	1	2	1	0	0	0	8	.125	2	1	0	0	0
37 Weston Rogers	3.18	0	0	4	0	0	0	0	0	5.2	5	2	2	2	5	0	0	1	20	.250	1	0	0	0	1
14 Doug Willey	3.27	1	2	20	0	0	0	2	3	22.0	24	9	8	3	24	4	0	1	82	.293	0	2	0	1	0
32 Zach Jackson	3.68	2	2	11	0	0	0	0	4	22.0	19	12	9	18	27	3	0	2	81	.235	2	2	0	0	5
55 Isaiah Campbell	4.15	0	0	4	0	0	0	0	0	4.1	8	5	2	0	5	1	0	1	22	.364	0	2	0	0	0
28 James Teague	4.71	3	2	12	0	0	0	0	0	21.0	19	13	11	13	25	4	1	1	75	.253	3	2	0	1	1
38 Jordan Rodriguez	5.54	0	0	17	0	0	0	1	1	13.0	10	8	8	8	11	2	0	3	47	.213	0	1	0	0	1
30 Hunter Hart	5.68	1	0	9	0	0	0	0	0	12.2	11	11	8	11	14	3	0	0	44	.250	6	2	0	1	0
21 Kacey Murphy	7.27	0	0	11	0	0	0	1	0	8.2	12	7	7	5	9	4	0	0	37	.324	0	1	0	0	0
34 Jake Reindl	8.10	0	0	4	0	0	0	1	0	3.1	5	3	3	0	3	1	0	0	15	.333	1	0	0	0	0
25 Dominic Taccolini	9.00	0	0	2	0	0	0	0	0	5.0	6	5	5	2	7	1	0	1	20	.300	0	1	0	0	1
11 Keaton McKinney	9.00	0	0	1	0	0	0	0	0	2.0	4	2	2	0	1	1	0	0	10	.400	1	0	0	0	0
13 Ty Harris	9.64	0	0	7	0	0	0	2	0	4.2	6	5	5	5	2	0	0	1	19	.316	2	1	0	0	0
18 Anthony Dahl	10.50	1	1	5	0	0	0	0	0	6.0	12	7	7	1	7	4	0	0	29	.414	0	2	0	1	0
<b>Totals</b>	<b>3.97</b>	<b>13</b>	<b>7</b>	<b>41</b>	<b>0</b>	<b>0</b>	<b>4</b>	<b>2</b>	<b>9</b>	<b>201.2</b>	<b>203</b>	<b>104</b>	<b>89</b>	<b>95</b>	<b>212</b>	<b>39</b>	<b>1</b>	<b>12</b>	<b>761</b>	<b>.267</b>	<b>23</b>	<b>22</b>	<b>1</b>	<b>6</b>	<b>12</b>

**PINCH HIT APPEARANCES**

Gm#	Date	Opponent	Batter	Scoring	Inn	Outs	Score	Final
2	Feb 20	Central Michigan	Catron, A.	1B	8	2	3-2	W, 4-3
3	Feb 21	Central Michigan	Arledge, J.	5-3	7	1	9-3	W, 9-4
4	Feb 23	Miss. Valley State	Simms, D.	1B	5	2	15-1	W, 21-4
4	Feb 23	Miss. Valley State	Scroggins, C.	P4	5	2	16-1	W, 21-4
7	Feb 27	#9 Houston	Catron, A.	1B	3	2	3-1	W, 12-3
8	Feb. 28	#23 Texas Tech	Simms, D.	54 SAC BU	7	1	9-6	W, 10-6
9	March 2	Louisiana Tech	Catron, A.	K	9	1	3-2	L, 3-2
10	March 4	Eastern Illinois	Benninghoff, J.	KL	5	1	4-2	W, 5-2
11	March 5	Eastern Illinois	Spanberger, C.	HR	9	1	7-8	L, 10-8
12	March 6	Eastern Illinois	Spanberger, C.	4-3	4	1	1-2	W, 3-2
13	March 11	Western Illinois	Spanberger, C.	P5	9	0	2-2	W, 3-2
14	March 13	Western Illinois	Benninghoff, J.	K	8	1	3-0	W, 3-0
15	March 15	Grambling State	Scroggins, C	5-3	7	2	14-4	W, 14-4
19	March 18	#12 South Carolina	Simms, D.	L7	6	0	8-1	L, 10-6
21	March 20	#12 South Carolina	Cole, E.	K	9	0	9-6	L, 8-6
23	March 26	Auburn	Gosser, A.	P4	6	2	13-0	W, 14-7
23	March 26	Auburn	Koch, G.	F8	8	0	13-5	W, 14-7
26	April 1	Missouri	Simms, D.	K BU	6	0	2-3	W, 7-6
27	April 2	Missouri	Bonfield, L	K	8	1	4-7	L, 8-5
28	April 3	Missouri	Simms, D.	3U	7	1	0-4	L, 10-1
29	April 6	Memphis	Benninghoff, J.	K	8	0	10-2	W, 12-4
31	April 9	#14 Ole Miss	Catron, A.	F7	7	2	1-6	L, 14-9
32	April 12	ULM	Simms, D	1B	8	1	2-1	W, 3-1
34	April 14	#2 Florida	Koch, G.	BB	5	0	0-7	L, 12-8
36	April 16	#2 Florida	Koch, G.	F8	7	1	0-6	L, 8-2
40	April 23	#12 Kentucky	Koch, G.	31	6	1	4-3	L, 5-4

**Inning-by-inning Scoring Summary**

	1	2	3	4	5	6	7	8	9	EX	Total
Arkansas	25	25	29	29	34	35	28	44	13	2	264
Opponents	26	22	16	36	18	21	21	26	17	2	205



## GAME-BY-GAME HITTING (2016)

Date	Opponent	AB	R	H	RBI	2B	3B	HR	BB	IBB	SB	CS	HBP	SAC	SF	GDP	K	PO	A	E	Avg
Feb 19, 2016	CENTRAL MICHIGAN	30	6	8	4	0	1	0	2	0	0	0	2	3	0	0	6	27	13	0	.267
Feb 20, 2016	CENTRAL MICHIGAN	28	4	9	3	0	0	0	2	0	0	1	0	3	1	2	9	27	13	0	.293
Feb 21, 2016	CENTRAL MICHIGAN	27	9	10	7	1	1	1	7	0	1	0	0	0	1	0	2	24	13	1	.318
Feb 23, 2016	MISS. VALLEY STATE	40	21	19	21	3	2	3	10	0	0	0	0	0	3	0	4	27	15	2	.368
Feb 24, 2016	MISS. VALLEY STATE	37	20	15	19	4	0	3	10	0	1	0	1	1	4	0	4	27	16	0	.377
Feb 26, 2016	vs Rice	31	5	7	4	4	0	0	3	0	0	0	3	1	1	0	4	27	11	0	.352
Feb 27, 2016	vs Houston	38	12	13	11	1	0	3	3	0	0	0	1	0	0	0	9	27	9	0	.351
Feb 28, 2016	vs Texas Tech	36	10	12	7	2	1	2	4	0	3	0	2	1	1	1	8	27	11	0	.348
Mar 02, 2016	LOUISIANA TECH	33	2	6	2	0	0	1	4	1	2	0	0	0	0	1	8	27	13	0	.330
Mar 04, 2016	EASTERN ILLINOIS	33	5	8	5	0	1	2	4	0	2	0	0	0	0	0	7	27	10	0	.321
Mar 05, 2016	EASTERN ILLINOIS	44	8	11	8	2	0	3	13	1	1	0	0	1	0	1	5	36	22	6	.313
Mar 06, 2016	EASTERN ILLINOIS	28	3	6	3	2	0	0	8	2	0	2	1	2	1	0	3	27	14	2	.306
Mar 09, 2016	GONZAGA	35	10	10	9	1	0	1	7	0	0	1	1	0	0	0	8	27	7	1	.305
Mar 11, 2016	WESTERN ILLINOIS	32	3	4	3	1	0	1	5	0	2	0	1	2	0	0	5	30	13	3	.292
Mar 12, 2016	WESTERN ILLINOIS	39	9	15	9	6	0	2	3	0	4	0	0	0	1	0	3	27	16	1	.299
Mar 13, 2016	WESTERN ILLINOIS	28	3	6	3	1	0	0	3	0	1	0	2	2	0	1	9	27	13	1	.295
Mar 15, 2016	GRAMBLING STATE	40	14	15	13	6	0	1	5	0	0	0	3	0	1	0	6	27	13	0	.301
Mar 16, 2016	GRAMBLING STATE	25	3	4	2	1	0	0	7	0	2	1	1	0	1	1	5	27	11	1	.295
Mar 18, 2016	at South Carolina	39	6	12	6	3	0	2	1	0	0	0	0	0	0	0	13	24	13	0	.295
Mar 19, 2016	at South Carolina	29	2	4	1	0	0	0	4	0	1	0	2	0	0	2	9	24	8	0	.289
Mar 20, 2016	at South Carolina	33	6	9	4	2	0	0	3	0	2	0	1	0	1	0	11	24	9	1	.288
Mar 25, 2016	AUBURN	32	3	9	3	2	0	0	1	0	0	0	0	0	0	1	5	27	11	0	.288
Mar 26, 2016	AUBURN	38	14	14	11	2	0	4	7	0	0	0	0	0	0	1	2	27	9	0	.292
Mar 27, 2016	AUBURN	32	3	7	3	0	0	0	3	0	0	0	0	0	0	0	8	27	12	0	.289
Mar 29, 2016	at Oklahoma State	34	4	8	3	2	0	0	6	0	0	1	0	1	0	2	10	24	10	1	.287
Apr 01, 2016	MISSOURI	34	7	13	7	2	0	0	1	0	0	0	0	2	1	0	6	27	9	2	.290
Apr 02, 2016	MISSOURI	35	5	8	5	1	1	1	4	0	0	0	1	0	0	0	7	27	10	1	.288
Apr 03, 2016	MISSOURI	32	1	6	1	0	0	0	4	0	0	0	0	1	0	0	10	27	6	1	.285
Apr 06, 2016	at Memphis	42	12	16	7	3	0	1	2	0	2	0	0	1	1	2	6	27	6	1	.289
Apr 08, 2016	at Ole Miss	33	3	7	3	3	0	0	2	0	3	0	0	0	1	0	13	24	5	0	.286
Apr 09, 2016	at Ole Miss	38	9	14	8	3	1	1	6	0	0	1	0	0	1	1	6	24	11	2	.289
Apr 10, 2016	at Ole Miss	37	7	10	5	1	0	1	4	0	0	0	2	0	0	3	6	24	10	0	.288
Apr 12, 2016	ULM	27	3	6	3	2	0	0	5	1	0	0	4	1	1	2	7	27	9	1	.287
Apr 14, 2016	FLORIDA	38	8	10	7	2	0	2	4	0	1	0	2	0	0	0	14	27	9	5	.286
Apr 15, 2016	FLORIDA	35	2	9	2	2	0	1	0	0	0	0	1	0	0	0	8	27	19	2	.285
Apr 16, 2016	FLORIDA	35	2	9	2	3	0	0	2	0	0	1	0	0	0	0	14	27	10	1	.284
Apr 19, 2016	CREIGHTON	33	6	11	5	1	0	1	2	0	1	1	0	0	0	1	2	27	14	1	.286
Apr 22, 2016	at Kentucky	35	1	7	1	0	0	1	2	0	0	1	0	1	0	0	6	30	16	1	.283
Apr 23, 2016	at Kentucky	26	2	5	2	1	0	0	1	0	0	0	0	0	0	1	1	21	7	1	.282
Apr 23, 2016	at Kentucky	26	4	5	4	2	0	1	1	0	0	0	0	1	0	0	6	20	5	0	.280
Apr 26, 2016	OKLAHOMA STATE	32	7	11	7	1	1	1	4	0	0	1	2	1	1	0	6	27	8	1	.281
<b>Totals</b>		<b>1379</b>	<b>264</b>	<b>388</b>	<b>233</b>	<b>73</b>	<b>9</b>	<b>40</b>	<b>169</b>	<b>5</b>	<b>29</b>	<b>11</b>	<b>33</b>	<b>25</b>	<b>22</b>	<b>23</b>	<b>281</b>	<b>1085</b>	<b>459</b>	<b>40</b>	<b>.281</b>

## GAME-BY-GAME PITCHING (2016)

Date	Opponent	IP	H	R	ER	BB	SO	2B	3B	HR	WP	BK	HBP	DP	IBB	Score	W	L	SV	ERA
Feb 19, 2016	CENTRAL MICHIGAN	9.0	2	1	1	3	7	0	0	0	0	0	1	1	0	6-1	1	0	0	1.00
Feb 20, 2016	CENTRAL MICHIGAN	9.0	7	3	3	2	8	3	0	0	0	0	3	0	0	4-3	2	0	1	2.00
Feb 21, 2016	CENTRAL MICHIGAN	8.0	7	4	2	5	6	0	0	0	1	0	1	2	0	9-4	3	0	1	2.08
Feb 23, 2016	MISS. VALLEY STATE	9.0	7	4	4	1	11	1	0	1	2	0	0	1	0	21-4	4	0	1	2.57
Feb 24, 2016	MISS. VALLEY STATE	9.0	4	0	0	0	12	0	0	0	0	0	0	1	0	20-0	5	0	1	2.05
Feb 26, 2016	vs Rice	9.0	6	2	2	1	10	0	0	0	1	0	0	0	0	5-2	6	0	2	2.04
Feb 27, 2016	vs Houston	9.0	11	3	3	5	13	5	0	0	1	0	0	1	0	12-3	7	0	2	2.18
Feb 28, 2016	vs Texas Tech	9.0	11	6	6	7	10	2	0	0	1	0	2	3	0	10-6	8	0	2	2.66
Mar 02, 2016	LOUISIANA TECH	9.0	6	3	3	2	5	1	0	0	1	0	0	1	0	2-3	8	1	2	2.70
Mar 04, 2016	EASTERN ILLINOIS	9.0	8	2	2	2	9	0	0	0	0	0	0	1	0	5-2	9	1	3	2.63
Mar 05, 2016	EASTERN ILLINOIS	12.0	16	10	9	5	9	2	0	1	1	0	0	1	0	8-10	9	2	3	3.12
Mar 06, 2016	EASTERN ILLINOIS	9.0	4	2	1	2	3	1	0	0	0	0	0	1	0	3-2	10	2	3	2.95
Mar 09, 2016	GONZAGA	9.0	18	15	14	5	6	3	0	0	4	0	5	1	0	10-15	10	3	3	3.78
Mar 11, 2016	WESTERN ILLINOIS	10.0	4	2	1	5	14	0	0	0	0	0	0	2	0	3-2	11	3	3	3.56
Mar 12, 2016	WESTERN ILLINOIS	9.0	9	3	3	6	6	1	0	1	0	0	1	0	0	9-3	12	3	3	3.52
Mar 13, 2016	WESTERN ILLINOIS	9.0	2	0	0	3	10	0	0	0	0	0	2	2	0	3-0	13	3	4	3.31
Mar 15, 2016	GRAMBLING STATE	9.0	8	4	4	2	9	2	0	2	0	0	0	1	0	14-4	14	3	4	3.35
Mar 16, 2016	GRAMBLING STATE	9.0	6	2	2	0	8	0	0	1	0	1	0	0	0	3-2	15	3	5	3.27
Mar 18, 2016	at South Carolina	8.0	16	10	10	2	3	2	1	1	1	0	2	1	0	6-10	15	4	5	3.64
Mar 19, 2016	at South Carolina	8.0	8	6	6	4	7	0	0	1	0	0	1	0	0	2-6	15	5	5	3.78
Mar 20, 2016	at South Carolina	8.0	10	8	7	5	6	2	1	1	0	0	1	0	0	6-8	15	6	5	3.95
Mar 25, 2016	AUBURN	9.0	9	2	2	9	10	1	0	0	0	0	2	1	0	3-2	16	6	5	3.86
Mar 26, 2016	AUBURN	9.0	12	7	7	7	6	1	0	1	0	0	1	1	0	14-7	17	6	5	4.00
Mar 27, 2016	AUBURN	9.0	10	1	1	3	9	0	0	1	1	0	1	0	0	3-1	18	6	5	3.88
Mar 29, 2016	at Oklahoma State	8.0	8	5	4	4	6	2	0	1	0	0	1	2	0	4-5	18	7	5	3.90
Apr 01, 2016	MISSOURI	9.0	9	6	5	4	6	4	0	2	1	0	0	1	0	7-6	19	7	6	3.94
Apr 02, 2016	MISSOURI	9.0	11	8	8	7	7	4	1	1	1	0	1	2	0	5-8	19	8	6	4.09
Apr 03, 2016	MISSOURI	9.0	9	10	7	8	11	2	1	1	2	0	0	1	1	1-10	19	9	6	4.20
Apr 06, 2016	at Memphis	9.0	10	4	4	2	11	3	0	0	1	0	0	0	0	12-4	20	9	6	4.19
Apr 08, 2016	at Ole Miss	8.0	11	7	7	4	10	4	0	0	1	0	1	0	1	3-7	20	10	6	4.30
Apr 09, 2016	at Ole Miss	8.0	16	14	12	5	12	7	0	0	1	0	2	0	0	9-14	20	11	6	4.57
Apr 10, 2016	at Ole Miss	8.0	12	8	8	4	10	2	0	1	1	0	1	0	0	7-8	20	12	6	4.69
Apr 12, 2016	ULM	9.0	4	1	0	1	11	0	0	0	1	0	0	1	0	3-1	21	12	7	4.55
Apr 14, 2016	FLORIDA	9.0	12	12	9	6	9	4	0	0	2	0	1	0	0	8-12	21	13	7	4.68
Apr 15, 2016	FLORIDA	9.0	13	9	8	7	6	2	0	0	2	0	1	3	0	2-9	21	14	7	4.77
Apr 16, 2016	FLORIDA	9.0	7	8	7	9	10	0	0	1	2	0	3	0	0	2-8	21	15	7	4.84
Apr 19, 2016	CREIGHTON	9.0	9	2	2	1	7	1	0	0	1	0	1	2	0	6-2	22	15	8	4.76
Apr 22, 2016	at Kentucky	10.0	5	0	0	0	10	0	0	0	0	0	0	0	0	1-0	23	15	8	4.62
Apr 23, 2016	at Kentucky	7.0	2	0	0	3	8	1	0	0	1	0	0	0	0	2-0	24	15	8	4.53
Apr 23, 2016	at Kentucky	6.2	10	5	5	5	6	1	0	1	1	0	0	0	0	4-5	24	16	8	4.57
Apr 26, 2016	OKLAHOMA STATE	9.0	8	6	5	5	9	2	0	2	0	0	0	0	0	7-6	25	16	9	4.58
<b>Totals</b>		<b>361.2</b>	<b>357</b>	<b>205</b>	<b>184</b>	<b>161</b>	<b>346</b>	<b>66</b>	<b>4</b>	<b>21</b>	<b>32</b>	<b>1</b>	<b>35</b>	<b>34</b>	<b>2</b>	<b>264-205</b>	<b>25</b>	<b>16</b>	<b>9</b>	<b>4.58</b>





**PITCHERS / GAME-BY-GAME (2016)** (Career-highs listed under name)

**32 • Zach Jackson**

Innings: 7.0 vs. #12 Kentucky (4/23/16)  
Strikeouts: 8, 3x, last at #12 Kentucky (4/23/16)

Date	Opponent	S/R	Result	IP	H	R-ER	BB-K
2/19	C. Michigan	R	--	1.0	1	0-0	1-1
2/20	C. Michigan	R	S	1.2	1	1-1	1-4
2/26	Rice	R	S	3.0	1	0-0	0-4
3/2	La. Tech	R	--	0.2	0	0-0	0-0
3/4	Eastern Illinois	R	S	0.2	0	0-0	1-2
3/5	Eastern Illinois	R	L	2.1	4	2-2	1-0
3/11	Western Illinois	R	W	3.0	2	1-0	3-5
3/20	#12 S. Carolina	R	L	2.2	3	4-4	5-2
3/27	Auburn	R	W	2.1	3	0-0	1-2
4/1	Missouri	R	S	0.2	0	0-0	1-0
4/3	Missouri	R	--	4.0	4	4-2	4-7
4/9	#14 Ole Miss	S	L	5.0	8	6-5	1-8
4/14	#2 Florida	S	L	5.1	1	4-4	4-5
4/23	#12 Kentucky	S	W	7.0	2	0-0	3-8

**34 • Jake Reindl**

Innings: 1.0, 3x, last vs. Memphis (4/6/16)  
Strikeouts: 2 vs Miss. Valley St. (2/24/16)

Date	Opponent	S/R	Result	IP	H	R-ER	BB-K
2/24	Miss. Valley St.	R	--	1.0	0	0-0	0-2
3/9	Gonzaga	R	--	0.1	2	2-2	0-0
3/15	Grambling State	R	--	1.0	1	0-0	0-0
4/6	Memphis	R	--	1.0	2	1-1	0-1

**36 • Cannon Chadwick**

Innings: 3.0 vs Gonzaga (3/11/15)  
Strikeouts: 3, 2x, last vs Texas Tech (2/28/16)

Date	Opponent	S/R	Result	IP	H	R-ER	BB-K
2/20	C. Michigan	R	--	2.0	1	0-0	1-1
2/24	Miss. Valley St.	R	--	1.0	0	0-0	0-0
2/28	Texas Tech	R	W	2.1	3	1-1	1-3
3/2	La. Tech	R	--	3.0	2	0-0	0-1
3/5	Eastern Illinois	R	--	2.2	2	1-0	1-1
3/9	Gonzaga	R	--	0.2	3	2-2	1-1
4/12	ULM	R	--	1.0	0	0-0	0-2
4/15	#2 Florida	R	--	2.2	2	0-0	0-0

**37 • Weston Rogers**

Innings: 4.0 vs Grambling State (3/16/16)  
Strikeouts: 3 vs Eastern Illinois (3/5/16)

Date	Opponent	S/R	Result	IP	H	R-ER	BB-K
2/24	Miss. Valley St.	S	W	2.0	1	0-0	0-0
2/28	Texas Tech	R	--	0.1	2	0-0	0-0
3/2	La. Tech	S	--	2.2	3	2-2	1-1
3/5	Eastern Illinois	R	--	1.1	0	0-0	0-3
3/9	Gonzaga	S	--	1.2	2	2-2	1-1
3/16	Grambling State	S	--	4.0	3	2-2	0-2
4/19	#25 Creighton	R	--	2.0	1	0-0	0-1
4/26	#18 Oklahoma St.	R	--	2.0	2	2-2	2-1

**38 • Jordan Rodriguez**

Innings: 2.0 vs Miss. Valley St. (2/23/16)  
Strikeouts: 2, 2x, last vs Auburn (3/27/16)

Date	Opponent	S/R	Result	IP	H	R-ER	BB-K
2/23	Miss. Valley St.	R	--	2.0	2	2-2	0-2
2/27	Houston	R	--	0.1	1	0-0	0-1
2/28	Texas Tech	R	--	1.1	0	0-0	0-1
3/2	La. Tech	R	--	0.1	0	0-0	0-1
3/4	Eastern Illinois	R	--	1.0	1	0-0	0-0
3/5	Eastern Illinois	R	--	0.2	0	0-0	1-1
3/9	Gonzaga	R	--	1.1	2	1-1	1-1
3/13	Western Illinois	R	S	0.1	0	0-0	0-0
3/19	#12 S. Carolina	R	--	0.1	0	0-0	0-1
3/20	#12 S. Carolina	R	--	0.2	0	0-0	0-0
3/25	Auburn	R	--	1.2	1	0-0	1-1
3/27	Auburn	R	--	1.1	0	0-0	1-2
3/29	#16 Oklahoma St.	R	--	0.1	0	1-1	1-1
4/1	Missouri	R	--	0.1	2	3-3	1-0
4/10	#14 Ole Miss	R	--	0.1	0	0-0	1-0
4/16	#2 Florida	R	--	0.1	0	1-1	1-0
4/19	#25 Creighton	R	--	0.1	2	0-0	0-0

**46 • Barrett Loseke**

Innings: 4.0 2x, last vs. #12 S. Carolina (3/19/16)  
Strikeouts: 4, 2x, last vs. Missouri (4/3/16)

Date	Opponent	S/R	Result	IP	H	R-ER	BB-K
2/20	C. Michigan	R	--	0.1	1	0-0	0-1
2/23	Miss. Valley St.	R	--	2.0	1	0-0	0-3
2/28	Texas Tech	R	--	1.1	2	0-0	3-3
3/9	Gonzaga	R	--	3.0	1	0-0	1-1
3/13	Western Illinois	S	W	4.0	1	0-0	1-4
3/19	#12 S. Carolina	S	--	4.0	3	2-2	3-3
3/27	Auburn	S	--	2.2	4	1-1	1-2
4/2	Missouri	S	L	3.1	2	3-3	1-4
4/10	#14 Ole Miss	S	L	1.0	2	3-3	2-3
4/12	ULM	R	--	1.0	1	0-0	0-1
4/16	#2 Florida	R	--	0.2	0	0-0	3-2
4/26	#18 Oklahoma St.	R	--	1.0	0	0-0	1-0

**55 • Isaiah Campbell**

Innings: 4.0 vs. Grambling State (3/15/16)  
Strikeouts: 4 vs. Grambling State (3/15/16)

Date	Opponent	S/R	Result	IP	H	R-ER	BB-K
2/23	Miss. Valley St.	S	W	2.0	2	1-1	0-1
3/9	Gonzaga	R	--	0.1	1	0-0	0-1
3/15	Grambling State	S	W	4.0	4	3-3	1-4
3/18	#12 S. Carolina	R	--	1.0	1	1-1	0-0
4/6	Memphis	S	--	2.2	2	0-0	1-2
4/9	#14 Ole Miss	R	--	0.2	3	2-1	0-1
4/14	#2 Florida	R	--	2.1	3	2-0	0-3
4/19	#25 Creighton	S	W	3.0	2	0-0	0-2
4/26	#18 Oklahoma St.	S	--	3.1	4	3-2	2-3



## IMPACT HITTERS CAREER SINGLE GAME HIGHS (2016)

**1 . Rick Nomura**

## 2016 Season Highs

Hits.....4 vs. Western Illinois (3/12/16)  
 Runs.....4 vs. Grambling State (3/15/16)  
 RBI .....5 vs. Gonzaga (3/9/16)  
 Home Runs ..1, 3x, last vs. Grambling State (3/15/16)  
 Walks.....2, 4x, last vs. Eastern Illinois (3/5/16)  
 Strikeouts .....2, 2x, last at #14 Ole Miss (4/10/16)

## Career Highs

Hits.....4 vs. Western Illinois (4/6/16)  
 Runs.....4 vs. Grambling State (3/15/16)  
 RBI .....5 vs. Gonzaga (3/9/16)  
 Home Runs ..1, 6x, last vs. Grambling State (3/15/16)  
 Walks.....2, 6x, last vs. #9 Houston (2/27/16)  
 Strikeouts .....2, 6x, last at #14 Ole Miss (4/10/16)

**3 . Michael Bernal**

## 2016 Season Highs

Hits.....3, 2x, last vs. #2 Florida (4/16/16)  
 Runs.....3 vs. Missouri (4/1/16)  
 RBI .....5 vs. #9 Houston (2/27/16)  
 Home Runs .....2, 2x, last vs. Auburn (3/26/16)  
 Walks.....3 vs. Eastern Illinois (3/5/16)  
 Strikeouts .....3 at #12 S. Carolina (3/18/16)

## Career Highs

Hits.....4 at Georgia (5/15/15)  
 Runs.....3, 2x, last vs. Missouri (4/1/16)  
 RBI .....5 vs. #9 Houston (2/27/16)  
 Home Runs .....2, 2x, last vs. Auburn (3/26/16)  
 Walks.....3 vs. Eastern Illinois (3/5/16)  
 Strikeouts .....3, 3x, last at #12 S. Carolina (3/18/16)

**8 . Eric Cole**

## 2016 Season Highs

Hits.....2, 5x, last vs. #12 S. Carolina (3/18/16)  
 Runs.....2, 3x, last vs. #9 Houston (2/27/16)  
 RBI .....1, 5x, last vs. #18 Oklahoma St. (4/26/16)  
 Home Runs .....N/A  
 Walks.....2 vs. Central Michigan (2/21/16)  
 Strikeouts .....2, 6x, last vs. #2 Florida (4/16/16)

**9 . Clark Eagan**

## 2016 Season Highs

Hits.....3, 4x, last vs. Memphis (4/6/16)  
 Runs.....3, 3x, last vs. Memphis (4/6/16)  
 RBI .....5 vs. Miss. Valley St. (2/24/16)  
 Home Runs .....1, 3x, last at #12 Kentucky (4/23/16)  
 Walks.....3 vs. Eastern Illinois (3/6/16)  
 Strikeouts .....2, 6x, last vs. #2 Florida (4/16/16)

## Career Highs

Hits.....3, 11x, last vs. Memphis (4/6/16)  
 Runs.....3, 8x, last vs. Memphis (4/6/16)  
 RBI .....5 vs. Miss. Valley St. (2/24/16)  
 Home Runs .....1, 7x, last at #12 Kentucky (4/23/16)  
 Walks.....3, 2x, last vs. Eastern Illinois (3/6/15)  
 Strikeouts .....2, 17x, last vs. #2 Florida (4/16/16)

**15 . Jake Arledge**

## 2016 Season Highs

Hits.....3, 2x, last vs. Eastern Illinois (3/5/16)  
 Runs.....4, 2x, last vs. Eastern Illinois (3/5/16)  
 RBI .....3 vs. Eastern Illinois (3/5/16)  
 Home Runs .....2 vs. Eastern Illinois (3/5/16)  
 Walks.....2, 2x, last vs. Auburn (3/26/16)  
 Strikeouts .....3, 2x, last vs. Auburn (3/27/16)

## Career Highs

Hits.....4, 2x, last vs. at LSU Eunice (4/7/15)  
 Runs.....4, at Galveston (5/9/15)  
 RBI .....4 vs. Northeast Texas (3/23/15)  
 Home Runs .....2 vs. Eastern Illinois (3/5/16)  
 Walks.....2, 4x, last vs. Auburn (3/26/16)  
 Strikeouts .....3, 2x, last vs. Auburn (3/27/16)

**17 . Luke Bonfield**

## 2016 Season Highs

Hits.....3, 3x, last at #14 Ole Miss (4/10/16)  
 Runs.....4 vs. Miss. Valley St. (2/23/16)  
 RBI .....5 vs. Miss. Valley St. (2/23/16)  
 Home Runs ....1, 6x, last #18 Oklahoma St. (4/26/16)  
 Walks.....2, 3x, last vs. Missouri (4/3/16)  
 Strikeouts .....3, 3x, last at #14 Ole Miss (4/8/16)

## Career Highs

Hits.....3, 3x, last at #14 Ole Miss (4/10/16)  
 Runs.....4 vs. Miss. Valley St. (2/23/16)  
 RBI .....5 vs. Miss. Valley St. (2/23/16)  
 Home Runs 1, 7x, last vs. #18 Oklahoma St. (4/26/16)  
 Walks.....3 vs. Stephen F. Austin (4/15/15)  
 Strikeouts .....3, 3x, last at #14 Ole Miss (4/8/16)

**19 . Austin Catron**

## 2016 Season Highs

Hits.....3, 2x, last vs. Missouri (4/2/16)  
 Runs.....2, 2x, last vs. Missouri (4/2/16)  
 RBI .....3, 3x, last vs. Missouri (4/2/16)  
 Home Runs .....1, 2x, last vs. Missouri (4/2/16)  
 Walks.....3 vs. Eastern Illinois (3/5/16)  
 Strikeouts .....3 vs. #2 Florida (4/16/16)

## Career Highs

Hits.....4 vs. Rose State (4/3/15)  
 Runs.....3, 2x, last at NE Oklahoma A&M (4/25/15)  
 RBI .....3, 3x, last vs. Missouri (4/2/16)  
 Home Runs .....1, 7x, last vs. Missouri (4/2/16)  
 Walks.....3 vs. Eastern Illinois (3/5/16)  
 Strikeouts .....3, 2x, last vs. #2 Florida (4/16/16)

**20 . Carson Shaddy**

## 2016 Season Highs

Hits.....3, 4x, last vs. #18 Oklahoma St. (4/26/16)  
 Runs.....2, 8x, last vs. #18 Oklahoma St. (4/26/16)  
 RBI .....6 vs. Grambling State (3/15/16)  
 Home Runs .....2 vs. Miss. Valley St. (2/24/16)  
 Walks.....2, 3x, last at #14 Ole Miss (4/8/16)  
 Strikeouts .....4 vs. #2 Florida (4/14/16)

## Career Highs

Hits.....3, 6x, last vs. #18 Oklahoma St. (4/26/16)  
 Runs.....2, 13x, last vs. #18 Oklahoma St. (4/26/16)  
 RBI .....6 vs. Grambling State (3/15/16)  
 Home Runs .....2 vs. Miss. Valley St. (2/24/16)  
 Walks.....2, 3x, last at #14 Ole Miss (4/8/16)  
 Strikeouts .....4 vs. #2 Florida (4/14/16)

**24 . Chad Spanberger**

## 2016 Season Highs

Hits.....3 vs. #25 Creighton (4/19/16)  
 Runs.....2, 2x, last vs. Auburn (3/26/16)  
 RBI .....4 vs. Western Illinois (3/12/16)  
 Home Runs .....1, 5x, last at #12 Kentucky (4/22/16)  
 Walks.....1, 6x, last vs. #18 Oklahoma St. (4/26/16)  
 Strikeouts .....3 at #16 Oklahoma St. (3/29/16)

## Career Highs

Hits.....3, 3x, last vs. #25 Creighton (4/19/16)  
 Runs.....2, 2x, last vs. Auburn (3/26/16)  
 RBI .....4, 2x, last vs. Western Illinois (3/12/16)  
 Home Runs .....1, 5x, last at #12 Kentucky (4/22/16)  
 Walks.....3 vs. Loyola Marymount (3/8/15)  
 Strikeouts ....3, 2x, last at #16 Oklahoma St. (3/29/16)

**27 . Tucker Pennell**

## 2016 Season Highs

Hits.....3 vs. #23 Texas Tech (2/28/16)  
 Runs.....1, 9x, last vs. Missouri (4/2/16)  
 RBI .....2, 2x, last vs. Western Illinois (3/11/16)  
 Home Runs .....1, 2x, last at #12 S. Carolina (3/18/16)  
 Walks.....2 vs. Western Illinois (3/11/16)  
 Strikeouts .....2, 3x, last at #12 Kentucky (4/22/16)

## Career Highs

Hits.....3 vs. #23 Texas Tech (2/28/16)  
 Runs.....2 vs. Missouri State (6/5/15)  
 RBI .....2, 2x, last vs. Miss. Valley St. (2/24/16)  
 Home Runs .....1, 2x, last at #12 S. Carolina (3/18/16)  
 Walks.....2 vs. Western Illinois (3/11/16)  
 Strikeouts .....3 at Texas A&M (4/19/15)

**29 . Cullen Gassaway**

## 2016 Season Highs

Hits.....3, 2x, last vs. Memphis (4/6/16)  
 Runs.....2 vs. Memphis (4/6/16)  
 RBI .....2, 5x, last at #14 Ole Miss (4/8/16)  
 Home Runs .....N/A  
 Walks.....2, 2x, last vs. Gonzaga (3/9/16)  
 Strikeouts .....3, 2x, last at #14 Ole Miss (4/8/16)

## Career Highs

Hits.....3, 3x, last vs. Memphis (4/6/16)  
 Runs.....2, 2x, last vs. Memphis (4/6/16)  
 RBI .....3 vs. Miss Valley State (4/7/15)  
 Home Runs .....1, 3x, last at Georgia (5/15/15)  
 Walks.....2 vs. Eastern Illinois (3/5/16)  
 Strikeouts .....3, 3x, last at #14 Ole Miss (4/8/16)

**33 . Grant Koch**

## 2016 Season Highs

Hits.....3, 2x, last at Memphis (4/6/16)  
 Runs.....2, 3x, last vs. #2 Florida (4/14/16)  
 RBI .....4 vs. Miss. Valley State (2/23/16)  
 Home runs .....1, 2x, last vs. #2 Florida (4/14/16)  
 Walks.....1, 10x, last vs. #18 Oklahoma St. (4/26/16)  
 Strikeouts .....2, 2x, last at #14 Ole Miss (4/9/16)

## Career Highs

Hits.....3, 2x, last at Memphis (4/6/16)  
 Runs.....2, 3x, last vs. #2 Florida (4/14/16)  
 RBI .....4 vs. Miss. Valley State (2/23/16)  
 Home runs .....1, 2x, last vs. #2 Florida (4/14/16)  
 Walks.....1, 10x, last vs. #18 Oklahoma St. (4/26/16)  
 Strikeouts .....2, 2x, last at #14 Ole Miss (4/9/16)





Arkansas Baseball  
Individual Game-by-Game for Arkansas (as of Apr 27, 2016)

#17 Luke Bonfield - 36 games (All games)

Date	Opponent	Pos	AB	R	H	RBI	2B	3B	HR	BB	SB	CS	HBP	SAC	SF	GDP	K	PO	A	E	Avg
Feb 19	CENTRAL MICHIGAN	*of	3	0	1	0	0	0	0	0	0	0	0	0	0	0	2	1	0	0	.333
Feb 21	CENTRAL MICHIGAN	*of	4	1	1	3	0	0	1	0	0	0	0	0	0	0	0	1	0	0	.286
Feb 23	MISS. VALLEY STATE	*of	5	4	3	5	1	0	1	1	0	0	0	0	0	0	0	0	0	0	.417
Feb 24	MISS. VALLEY STATE	*dh	1	0	0	2	0	0	0	2	0	0	0	0	1	0	0	0	0	0	.385
Feb 26	vs Rice	*of	2	0	0	1	0	0	0	1	0	0	0	0	0	0	1	1	0	0	.333
Feb 27	vs Houston	*of	5	1	1	0	0	0	0	0	0	0	0	0	0	0	2	0	0	0	.300
Feb 28	vs Texas Tech	*dh	3	0	0	0	0	0	0	0	0	0	0	0	0	0	3	0	0	0	.261
Mar 05	EASTERN ILLINOIS	*of	1	0	1	0	0	0	0	1	0	0	0	0	0	0	0	0	0	0	.292
Mar 11	WESTERN ILLINOIS	*of	4	0	0	0	0	0	0	0	0	0	0	0	0	0	0	1	0	0	.250
Mar 12	WESTERN ILLINOIS	*dh	3	2	3	0	2	0	0	2	0	0	0	0	0	0	0	0	0	0	.323
Mar 13	WESTERN ILLINOIS	*dh	4	0	2	3	1	0	0	0	0	0	0	0	0	0	1	0	0	0	.343
Mar 15	GRAMBLING STATE	*of	5	3	2	1	1	0	0	0	0	0	1	0	0	0	1	1	0	0	.350
Mar 16	GRAMBLING STATE	*of	3	0	1	0	0	0	0	1	0	1	0	0	0	0	1	0	0	0	.349
Mar 18	at South Carolina	*dh	4	1	2	2	0	0	1	0	0	0	0	0	0	0	1	0	0	0	.362
Mar 19	at South Carolina	*dh	4	1	1	0	0	0	0	0	0	0	0	0	0	0	3	0	0	0	.353
Mar 20	at South Carolina	*of	3	0	0	0	0	0	0	1	0	0	0	0	0	0	2	4	0	0	.333
Mar 25	AUBURN	*of	4	0	1	1	0	0	0	0	0	0	0	0	0	1	0	0	0	0	.328
Mar 26	AUBURN	*dh	3	2	1	2	0	0	1	1	0	0	0	0	0	0	2	0	0	0	.328
Mar 27	AUBURN	*dh	3	1	1	0	0	0	0	1	0	0	0	0	0	0	1	0	0	0	.328
Mar 29	at Oklahoma State	*dh	3	1	2	1	0	0	0	1	0	0	0	0	0	0	0	0	0	0	.343
Apr 01	MISSOURI	*of	2	0	0	0	0	0	0	0	0	0	0	0	0	0	1	1	0	0	.333
Apr 02	MISSOURI	ph/of	1	0	0	0	0	0	0	0	0	0	0	0	0	0	1	0	0	0	.329
Apr 03	MISSOURI	*of	2	0	1	0	0	0	0	2	0	0	0	0	0	0	0	0	0	0	.333
Apr 06	at Memphis	*of	5	1	1	1	0	0	1	0	0	0	0	0	0	0	1	1	0	0	.325
Apr 08	at Ole Miss	*of	4	0	1	0	1	0	0	0	0	0	0	0	0	0	3	1	0	0	.321
Apr 09	at Ole Miss	*of	5	3	2	1	1	0	1	0	0	0	0	0	0	0	0	0	0	0	.326
Apr 10	at Ole Miss	*of	5	1	3	1	0	0	0	0	0	0	0	0	0	0	0	0	0	0	.341
Apr 12	ULM	*of	3	0	2	1	1	0	0	0	0	0	1	0	0	0	0	2	0	0	.351
Apr 14	FLORIDA	*of	5	0	1	1	0	0	0	0	0	0	0	0	0	0	2	2	0	1	.343
Apr 15	FLORIDA	*of	4	0	2	0	0	0	0	0	0	0	0	0	0	0	1	0	0	0	.350
Apr 16	FLORIDA	*of	3	0	0	0	0	0	0	1	0	0	0	0	0	0	2	3	0	0	.340
Apr 19	CREIGHTON	*of	4	1	2	0	0	0	0	0	0	0	0	0	0	0	1	2	0	0	.345
Apr 22	at Kentucky	*of	4	0	1	0	0	0	0	0	0	1	0	0	0	0	0	1	0	0	.342
Apr 23	at Kentucky-1	*of	3	1	1	1	1	0	0	0	0	0	0	0	0	0	0	0	0	0	.342
Apr 23	at Kentucky-2	*of	3	0	0	1	0	0	0	0	0	0	0	0	0	0	0	1	0	0	.333
Apr 26	OKLAHOMA STATE	*dh	2	2	1	3	0	0	1	0	0	0	2	0	1	0	1	0	0	0	.336
Totals		35gs	122	26	41	31	9	0	7	15	0	2	4	0	2	1	33	23	0	1	.336

On base pct. .420 • Slugging pct. .582

#55 Isaiah Campbell - 3 games (All games)

Date	Opponent	Pos	AB	R	H	RBI	2B	3B	HR	BB	SB	CS	HBP	SAC	SF	GDP	K	PO	A	E	Avg
Feb 23	MISS. VALLEY STATE	*p	0	0	0	0	0	0	0	0	0	0	0	0	0	0	0	0	1	0	.000
Mar 15	GRAMBLING STATE	*p	0	0	0	0	0	0	0	0	0	0	0	0	0	0	0	1	1	0	.000
Apr 26	OKLAHOMA STATE	*p	0	0	0	0	0	0	0	0	0	0	0	0	0	0	0	0	2	0	.000
Totals		3gs	0	0	0	0	0	0	0	0	0	0	0	0	0	0	0	1	4	0	.000

On base pct. .000 • Slugging pct. .000

#55 Isaiah Campbell - 9 appearances (All games)

Date	Opponent	GS	IP	H	R	ER	BB	SO	2B	3B	HR	WP	BK	HBP	IBB	Score	W-L	Sv	ERA	NP
Feb 23	MISS. VALLEY STATE	*	2.0	2	1	1	0	1	0	0	0	0	0	0	0	21-4	1-0	0	4.50	23
Mar 09	GONZAGA		0.1	1	0	0	0	1	0	0	0	0	0	2	0	10-15	1-0	0	3.86	20
Mar 15	GRAMBLING STATE	*	4.0	4	3	3	1	4	1	0	2	0	0	0	0	14-4	2-0	0	5.68	57
Mar 18	at South Carolina		1.0	1	1	1	0	0	0	0	1	0	0	0	0	6-10	2-0	0	6.14	10
Apr 06	at Memphis	*	2.2	2	0	0	1	2	0	0	0	1	0	0	0	12-4	2-0	0	4.50	34
Apr 09	at Ole Miss		0.2	3	2	1	0	1	1	0	0	0	0	0	0	9-14	2-0	0	5.06	19
Apr 14	FLORIDA		2.1	3	2	0	0	3	0	0	0	0	0	0	0	8-12	2-0	0	4.15	51
Apr 19	CREIGHTON	*	3.0	2	0	0	0	2	0	0	0	0	0	0	0	6-2	3-0	0	3.38	26
Apr 26	OKLAHOMA STATE	*	3.1	3	3	2	2	3	0	0	1	0	0	0	0	7-6	3-0	0	3.72	63
Totals		5	19.1	21	12	8	4	17	2	0	4	1	0	2	0	93-71	3-0	0	3.72	-

Arkansas Baseball  
Individual Game-by-Game for Arkansas (as of Apr 27, 2016)

#19 Austin Catron - 22 games (All games)

Date	Opponent	Pos	AB	R	H	RBI	2B	3B	HR	BB	SB	CS	HBP	SAC	SF	GDP	K	PO	A	E	Avg
Feb 19	CENTRAL MICHIGAN	*dh	3	0	1	0	0	0	0	0	0	0	0	1	0	0	1	0	0	0	.333
Feb 20	CENTRAL MICHIGAN	ph/dh	1	0	1	1	0	0	0	0	0	1	0	0	0	0	0	0	0	0	.500
Feb 21	CENTRAL MICHIGAN	*dh	2	1	0	0	0	0	0	1	0	0	0	0	0	0	0	0	0	0	.333
Feb 23	MISS. VALLEY STATE	*dh	5	2	2	3	0	0	1	0	0	0	0	0	1	0	0	0	0	0	.364
Feb 24	MISS. VALLEY STATE	*1b	5	1	1	2	0	0	0	0	0	0	0	0	1	0	2	13	1	0	.312
Feb 26	vs Rice	*dh	3	1	2	0	1	0	0	0	0	0	0	1	0	0	0	0	0	0	.368
Feb 27	vs Houston	ph/dh	3	1	3	3	0	0	0	0	0	0	0	0	0	0	0	0	0	0	.455
Mar 02	LOUISIANA TECH	ph	1	0	0	0	0	0	0	0	0	0	0	0	0	0	1	0	0	0	.435
Mar 04	EASTERN ILLINOIS	*dh	2	0	0	0	0	0	0	0	0	0	0	0	0	0	0	0	0	0	.400
Mar 05	EASTERN ILLINOIS	*dh/of	3	0	1	2	0	0	0	3	0	0	0	0	0	0	0	0	0	0	.393
Mar 06	EASTERN ILLINOIS	*1b	4	0	0	0	0	0	0	0	0	0	0	0	0	0	1	10	0	1	.344
Mar 09	GONZAGA	*dh	5	0	0	0	0	0	0	0	0	0	0	0	0	0	1	0	0	0	.297
Mar 16	GRAMBLING STATE	*dh	3	0	0	0	0	0	1	0	0	0	0	0	0	1	1	0	0	0	.275
Apr 01	MISSOURI	*dh	4	1	1	1	0	0	0	0	0	0	0	0	0	0	1	0	0	0	.273
Apr 02	MISSOURI	*dh	3	2	3	3	0	1	1	1	0	0	0	0	0	0	0	0	0	0	.319
Apr 03	MISSOURI	*dh	4	1	2	0	0	0	0	0	0	0	0	0	0	0	0	0	0	0	.333
Apr 06	at Memphis	*dh	4	0	0	0	0	0	0	0	0	0	0	0	0	0	0	0	0	0	.309
Apr 08	at Ole Miss	*dh	4	1	1	0	0	0	0	0	1	0	0	0	0	0	2	0	0	0	.305
Apr 09	at Ole Miss	ph/of	3	0	0	0	0	0	0	0	0	0	0	0	0	1	0	0	0	0	.290
Apr 12	ULM	*dh	3	0	0	0	0	0	0	0	0	0	1	0	0	0	1	0	0	0	.277
Apr 16	FLORIDA	*dh	4	0	1	0	0	0	0	0	0	0	0	0	0	0	3	0	0	0	.275
Apr 19	CREIGHTON	*dh	4	0	0	0	0	0	0	0	0	0	0	0	0	1	0	0	0	0	.260
Totals		18gs	73	11	19	15	1	1	2	6	1	1	1	2	2	3	14	23	1	1	.260

On base pct. .317 • Slugging pct. .384

#36 Cannon Chadwick - 3 games (All games)

Date	Opponent	Pos	AB	R	H	RBI	2B	3B	HR	BB	SB	CS	HBP	SAC	SF	GDP	K	PO	A	E	Avg
Feb 24	MISS. VALLEY STATE	p	0	0	0	0	0	0	0	0	0	0	0	0	0	0	0	0	1	0	.000
Mar 02	LOUISIANA TECH	p	0	0	0	0	0	0	0	0	0	0	0	0	0	0	0	0	1	0	.000
Mar 05	EASTERN ILLINOIS	p	0	0	0	0	0	0	0	0	0	0	0	0	0	0	0	0	1	1	.000
Totals		0gs	0	0	0	0	0	0	0	0	0	0	0	0	0	0	0	0	3	1	.000

On base pct. .000 • Slugging pct. .000

#36 Cannon Chadwick - 8 appearances (All games)

Date	Opponent	GS	IP	H	R	ER	BB	SO	2B	3B	HR	WP	BK	HBP	IBB	Score	W-L	Sv	ERA	NP
Feb 20	CENTRAL MICHIGAN		2.0	1	0	0	1	1	0	0	0	0	0	1	0	4-3	0-0	0	0.00	34
Feb 24	MISS. VALLEY STATE		1.0	0	0	0	0	1	0	0	0	0	0	0	0	20-0	0-0	0	0.00	11
Feb 28	vs Texas Tech		2.1	3	1	1	1	3	0	0	0	0	0	0	0	10-6	1-0	0	1.69	45
Mar 02	LOUISIANA TECH		3.0	2	0	0	0	1	0	0	0	0	0	0	0	2-3	1-0	0	1.08	25
Mar 05	EASTERN ILLINOIS		2.2	2	1	0	1	1	1	0	0	0	0	0	0	8-10	1-0	0	0.82	35
Mar 09	GONZAGA		0.2	3	2	2	1	1	1	0	0	0	0	0	0	10-15	1-0	0	2.31	18
Apr 12	ULM		1.0	0	0	0	0	2	0	0	0	0	0	0	0	3-1	1-0	0	2.13	12
Apr 15	FLORIDA		2.2	2	0	0	0	0	0	0	0	0	0	0	0	2-9	1-0	0	1.76	36
Totals		0	15.1	13	4	3	4	10	2	0	0	0	0	1	0	59-47	1-0	0	1.76	-

Arkansas Baseball  
Individual Game-by-Game for Arkansas (as of Apr 27, 2016)

#8 Eric Cole - 27 games (All games)

Date	Opponent	Pos	AB	R	H	RBI	2B	3B	HR	BB	SB	CS	HBP	SAC	SF	GDP	K	PO	A	E	Avg
Feb 19	CENTRAL MICHIGAN	*of	5	2	2	0	0	0	0	0	0	0	0	0	0	0	0	3	0	0	.400
Feb 20	CENTRAL MICHIGAN	*of	3	2	1	0	0	0	0	1	0	0	0	0	0	0	1	0	0	0	.375
Feb 21	CENTRAL MICHIGAN	*of	2	0	2	0	0	0	0	2	0	0	0	0	0	0	0	3	0	0	.500
Feb 23	MISS. VALLEY STATE	*of	3	1	2	0	0	0	0	1	0	0	0	0	0	0	1	0	0	0	.538
Feb 26	vs Rice	*of	3	0	0	0	0	0	0	1	0	0	1	0	0	0	2	0	0	0	.438
Feb 27	vs Houston	*of	5	2	1	0	0	0	0	0	0	0	0	0	0	0	2	1	0	0	.381
Feb 28	vs Texas Tech	*of	3	0	0	1	0	0	0	1	0	0	0	0	1	0	1	1	0	0	.333
Mar 02	LOUISIANA TECH	*of	5	1	1	0	0	0	0	0	0	0	0	0	0	0	1	0	0	0	.310
Mar 04	EASTERN ILLINOIS	*of	4	1	1	1	0	0	0	1	0	0	0	0	0	0	1	1	0	0	.303
Mar 05	EASTERN ILLINOIS	ph/of	3	0	0	0	0	0	0	0	0	0	0	1	0	0	0	0	0	0	.278
Mar 06	EASTERN ILLINOIS	*of	4	0	0	0	0	0	0	0	0	0	0	1	0	0	0	2	0	0	.250
Mar 11	WESTERN ILLINOIS	pr	0	1	0	0	0	0	0	0	0	0	0	0	0	0	0	0	0	0	.250
Mar 12	WESTERN ILLINOIS	*of	5	1	2	1	1	0	0	1	0	0	0	0	0	0	0	1	0	0	.267
Mar 13	WESTERN ILLINOIS	*of	2	0	0	0	0	0	0	1	0	0	0	1	0	0	2	0	0	0	.255
Mar 15	GRAMBLING STATE	*of	4	0	1	1	0	0	0	0	0	0	0	0	0	0	1	0	0	0	.255
Mar 16	GRAMBLING STATE	of	0	0	0	0	0	0	0	0	0	0	0	0	0	0	0	0	0	0	.255
Mar 18	at South Carolina	*of	4	0	2	0	1	0	0	1	0	0	0	0	0	0	0	1	0	0	.273
Mar 19	at South Carolina	*of	3	0	0	0	0	0	0	1	0	0	0	0	0	0	1	3	0	0	.259
Mar 20	at South Carolina	ph	1	0	0	0	0	0	0	0	0	0	0	0	0	0	1	0	0	0	.254
Mar 26	AUBURN	of	1	0	1	0	0	0	0	0	0	0	0	0	0	0	0	1	0	0	.267
Apr 02	MISSOURI	*of/of	5	0	0	0	0	0	0	0	0	0	0	0	0	0	2	0	0	0	.246
Apr 06	at Memphis	*of	4	0	1	0	0	0	0	0	0	0	0	1	0	0	2	0	0	0	.246
Apr 08	at Ole Miss	*of	4	0	0	0	0	0	0	0	0	0	0	0	0	0	0	3	0	0	.233
Apr 10	at Ole Miss	pr	0	1	0	0	0	0	0	0	0	0	0	0	0	0	0	0	0	0	.233
Apr 16	FLORIDA	*of	5	0	1	0	0	0	0	0	0	0	0	0	0	0	2	1	0	0	.231
Apr 23	at Kentucky-2	of	0	0	0	0	0	0	0	0	0	0	0	0	0	0	0	0	0	0	.231
Apr 26	OKLAHOMA STATE	*of	4	0	1	1	0	0	0	0	0	0	0	0	0	0	1	5	0	0	.232
Totals		20gs	82	12	19	5	2	0	0	10	1	0	1	4	1	0	21	26	0	0	.232

On base pct. .319 • Slugging pct. .256

#18 Anthony Dahl - 5 appearances (All games)

Date	Opponent	GS	IP	H	R	ER	BB	SO	2B	3B	HR	WP	BK	HBP	IBB	Score	W-L	Sv	ERA	NP
Feb 21	CENTRAL MICHIGAN		2.1	2	0	0	1	3	0	0	0	0	0	0	0	9-4	1-0	0	0.00	52
Feb 27	vs Houston		2.2	5	2	2	0	3	2	0	0	0	0	0	0	12-3	1-0	0	3.60	39
Mar 05	EASTERN ILLINOIS		0.0	2	2	2	0	0	1	0	0	0	0	0	0	8-10	1-0	0	7.20	4
Mar 09	GONZAGA		0.0	0	2	2	0	0	0	0	0	0	0	2	0	10-15	1-1	0	10.80	2
Apr 06	at Memphis		1.0	3	1	1	0	1	1	0	0	0	0	0	0	12-4	1-1	0	10.50	19
Totals		0	6.0	12	7	7	1	7	4	0	0	0	0	2	0	51-36	1-1	0	10.50	-



Arkansas Baseball  
Individual Game-by-Game for Arkansas (as of Apr 27, 2016)

#9 Clark Eagan - 41 games (All games)

Date	Opponent	Pos	AB	R	H	RBI	2B	3B	HR	BB	SB	CS	HBP	SAC	SF	GDP	K	PO	A	E	Avg
Feb 19	CENTRAL MICHIGAN	*of/1b	3	0	0	0	0	0	0	0	0	0	0	1	0	0	2	1	0	0	.000
Feb 20	CENTRAL MICHIGAN	*of/1b	3	0	2	1	0	0	0	0	0	0	0	1	0	0	0	2	0	0	.333
Feb 21	CENTRAL MICHIGAN	*of/1b	3	1	1	0	0	0	0	1	0	0	0	0	0	0	0	3	1	0	.333
Feb 23	MISS. VALLEY STATE	*of/1b	5	2	1	2	0	0	1	1	0	0	0	0	0	0	0	6	0	0	.286
Feb 24	MISS. VALLEY STATE	*3b	4	1	2	5	1	0	0	0	1	0	0	0	2	0	1	0	3	0	.333
Feb 26	vs Rice	*of	5	0	2	0	2	0	0	0	0	0	0	0	0	0	0	0	0	0	.348
Feb 27	vs Houston	*of	4	0	0	0	0	0	0	0	0	0	1	0	0	0	1	1	0	0	.296
Feb 28	vs Texas Tech	*of	3	3	2	2	0	1	1	1	1	0	1	0	0	0	0	2	0	0	.333
Mar 02	LOUISIANA TECH	*of	3	0	2	1	0	0	0	1	0	0	0	0	0	0	1	3	0	0	.364
Mar 04	EASTERN ILLINOIS	*1b	3	0	1	1	0	0	0	1	1	0	0	0	0	0	1	10	2	0	.361
Mar 05	EASTERN ILLINOIS	*of/1b	6	1	3	0	1	0	0	1	0	0	0	0	0	0	0	8	0	0	.381
Mar 06	EASTERN ILLINOIS	*of	2	0	1	1	0	0	0	3	0	0	0	0	0	0	0	0	0	0	.386
Mar 09	GONZAGA	*of	4	2	1	2	0	0	0	1	0	0	0	0	0	0	1	3	0	0	.375
Mar 11	WESTERN ILLINOIS	*of	4	0	0	0	0	0	0	0	0	0	0	1	0	0	0	0	0	0	.346
Mar 12	WESTERN ILLINOIS	*3b	4	1	2	1	0	0	0	0	1	0	0	0	1	0	0	1	3	0	.357
Mar 13	WESTERN ILLINOIS	*1b	4	0	0	0	0	0	0	0	0	0	0	0	0	1	1	11	0	0	.333
Mar 15	GRAMBLING STATE	*1b	6	3	3	1	0	0	0	0	0	0	0	0	0	0	1	10	2	0	.348
Mar 16	GRAMBLING STATE	*of/1b	3	0	0	0	0	0	0	1	0	0	0	0	0	0	0	4	0	0	.333
Mar 18	at South Carolina	*of/1b	5	1	2	0	0	0	0	0	0	0	0	0	0	0	2	3	2	0	.338
Mar 19	at South Carolina	*1b	4	0	0	0	0	0	0	0	0	0	0	0	0	0	1	7	2	0	.321
Mar 20	at South Carolina	*of/1b	4	1	1	1	0	0	0	0	0	0	1	0	0	0	1	4	0	0	.317
Mar 25	AUBURN	*of/1b	4	0	0	0	0	0	0	0	0	0	0	0	0	0	2	3	0	0	.302
Mar 26	AUBURN	*of	4	1	1	0	0	0	0	0	0	0	0	0	0	0	0	2	0	0	.300
Mar 27	AUBURN	*of/1b	3	0	0	0	0	0	0	1	0	0	0	0	0	0	1	2	0	0	.290
Mar 29	at Oklahoma State	*of	4	0	0	0	0	0	0	1	0	0	0	0	0	0	2	0	0	0	.278
Apr 01	MISSOURI	*of	5	0	3	2	1	0	0	0	0	0	0	0	0	0	0	5	0	0	.294
Apr 02	MISSOURI	*of	3	0	1	0	1	0	0	2	0	0	0	0	0	0	1	3	0	0	.295
Apr 03	MISSOURI	*of	4	0	2	0	0	0	0	1	0	0	0	0	0	0	1	1	0	0	.303
Apr 06	at Memphis	*of	6	3	3	2	0	0	0	0	1	0	0	0	0	0	0	2	0	0	.313
Apr 08	at Ole Miss	*of	3	0	1	1	0	0	0	0	0	0	0	0	1	0	2	4	0	0	.314
Apr 09	at Ole Miss	*of	5	1	1	0	0	0	0	0	0	0	0	0	0	0	0	2	1	1	.309
Apr 10	at Ole Miss	*of	5	1	1	0	0	0	0	0	0	0	0	0	0	0	1	2	0	0	.305
Apr 12	ULM	*of	5	0	2	0	0	0	0	0	0	0	0	0	0	0	0	1	0	0	.308
Apr 14	FLORIDA	*1b	3	0	2	1	0	0	0	2	0	0	0	0	0	0	0	10	1	0	.316
Apr 15	FLORIDA	*of	4	0	0	0	0	0	0	0	0	0	0	0	0	0	1	1	0	0	.307
Apr 16	FLORIDA	*1b	4	0	1	0	0	0	0	0	0	0	0	0	0	0	2	5	0	0	.306
Apr 19	CREIGHTON	*1b	4	0	2	0	0	0	0	0	0	1	0	0	0	0	0	6	0	0	.311
Apr 22	at Kentucky	*1b	5	0	2	0	0	0	0	0	0	0	0	0	0	0	0	15	1	0	.314
Apr 23	at Kentucky-1	*1b	3	0	0	0	0	0	0	0	0	0	0	0	0	0	0	8	0	0	.308
Apr 23	at Kentucky-2	*1b	4	2	2	1	0	0	1	0	0	0	0	0	0	0	0	5	0	0	.312
Apr 26	OKLAHOMA STATE	*1b	4	1	1	1	1	0	0	1	0	0	0	0	0	0	0	7	0	1	.311
Totals		41gs	164	25	51	26	7	1	3	19	5	1	3	3	4	1	26	163	18	2	.311

On base pct. .384 • Slugging pct. .421

Arkansas Baseball  
Individual Game-by-Game for Arkansas (as of Apr 27, 2016)

#29 Cullen Gassaway - 30 games (All games)

Date	Opponent	Pos	AB	R	H	RBI	2B	3B	HR	BB	SB	CS	HBP	SAC	SF	GDP	K	PO	A	E	Avg
Feb 19	CENTRAL MICHIGAN	*1b	4	0	1	2	0	0	0	0	0	0	0	0	0	0	0	10	1	0	.250
Feb 20	CENTRAL MICHIGAN	*1b	3	0	1	1	0	0	0	0	0	0	0	0	1	0	1	12	2	0	.286
Feb 21	CENTRAL MICHIGAN	*1b	3	1	2	0	0	1	0	0	0	0	0	0	0	0	0	7	1	0	.400
Feb 23	MISS. VALLEY STATE	*1b	3	1	1	1	0	0	0	1	0	0	0	0	0	0	1	7	1	1	.385
Feb 26	vs Rice	*1b	4	1	1	1	1	0	0	0	0	0	0	0	0	0	0	9	0	0	.353
Feb 27	vs Houston	*1b	4	1	1	1	0	0	0	1	0	0	0	0	0	0	1	6	0	0	.333
Feb 28	vs Texas Tech	*1b	5	0	1	0	0	0	0	0	0	0	0	0	0	0	1	9	0	0	.308
Mar 02	LOUISIANA TECH	*1b	4	0	0	0	0	0	0	0	0	0	0	0	0	1	0	11	0	0	.267
Mar 05	EASTERN ILLINOIS	*1b	3	1	1	1	0	0	0	2	0	0	0	0	0	0	1	8	1	0	.273
Mar 06	EASTERN ILLINOIS	1b	0	0	0	1	0	0	0	1	0	0	0	0	0	0	0	2	0	0	.273
Mar 09	GONZAGA	*1b	3	1	2	2	0	0	0	2	0	0	0	0	0	0	1	5	1	0	.306
Mar 11	WESTERN ILLINOIS	*1b	4	0	1	1	0	0	0	1	0	0	0	0	0	0	1	10	0	1	.300
Mar 12	WESTERN ILLINOIS	*1b	5	0	1	0	0	0	0	0	0	0	0	0	0	0	0	10	1	0	.289
Mar 16	GRAMBLING STATE	*1b	2	0	0	1	0	0	0	1	0	0	0	0	1	0	0	8	0	0	.277
Mar 18	at South Carolina	*1b	2	0	0	0	0	0	0	0	0	0	0	0	0	0	2	6	1	0	.265
Mar 20	at South Carolina	*1b	4	1	2	0	0	0	0	0	1	0	0	0	0	0	1	4	2	0	.283
Mar 25	AUBURN	*1b	3	0	1	1	1	0	0	0	0	0	0	0	0	0	0	4	0	0	.286
Mar 26	AUBURN	*1b	4	1	1	2	1	0	0	1	0	0	0	0	0	0	0	5	0	0	.283
Mar 27	AUBURN	*1b	4	0	2	0	0	0	0	0	0	0	0	0	0	0	1	9	0	0	.297
Mar 29	at Oklahoma State	*1b	4	1	1	0	0	0	0	1	0	0	0	0	0	1	2	9	0	0	.294
Apr 01	MISSOURI	*1b	3	1	3	0	1	0	0	0	0	0	0	1	0	0	0	4	1	0	.324
Apr 02	MISSOURI	*1b	5	0	1	0	0	0	0	0	0	0	0	0	0	0	0	8	0	0	.316
Apr 03	MISSOURI	*1b	4	0	0	0	0	0	0	0	0	0	0	0	0	0	3	11	0	0	.300
Apr 06	at Memphis	*1b	5	2	3	1	0	0	0	0	1	0	0	0	0	1	0	8	0	0	.318
Apr 08	at Ole Miss	*1b	4	0	1	2	1	0	0	0	0	0	0	0	0	0	3	3	0	0	.315
Apr 09	at Ole Miss	*1b	5	1	2	1	0	0	0	0	0	0	0	0	0	0	1	8	0	0	.319
Apr 10	at Ole Miss	*1b	5	0	2	1	0	0	0	0	0	0	0	0	0	0	0	8	0	0	.323
Apr 12	ULM	*1b	3	0	0	1	0	0	0	0	0	0	0	0	1	0	2	5	1	0	.314
Apr 15	FLORIDA	*1b	4	0	1	1	0	0	0	0	0	0	0	0	0	0	0	15	0	0	.311
Apr 23	at Kentucky-2	*dh	1	1	0	0	0	0	0	1	0	0	0	1	0	0	1	0	0	0	.308
Totals		29gs	107	14	33	22	5	1	0	12	2	0	0	2	3	3	23	221	13	2	.308

On base pct. .369 • Slugging pct. .374

#44 Alex Gosser - 7 games (All games)

Date	Opponent	Pos	AB	R	H	RBI	2B	3B	HR	BB	SB	CS	HBP	SAC	SF	GDP	K	PO	A	E	Avg
Feb 24	MISS. VALLEY STATE	dh	1	1	0	0	0	0	0	1	0	0	0	0	0	0	1	0	0	0	.000
Mar 09	GONZAGA	*c	2	1	0	0	0	0	0	1	0	0	0	0	0	0	1	5	0	0	.000
Mar 11	WESTERN ILLINOIS	c	0	0	0	0	0	0	0	0	0	0	0	0	0	0	0	3	0	0	.000
Mar 15	GRAMBLING STATE	c	1	0	0	0	0	0	0	0	0	0	0	0	0	0	0	0	0	0	.000
Mar 20	at South Carolina	*c	2	0	0	1	0	0	0	0	0	0	0	0	1	0	0	5	0	0	.000
Mar 26	AUBURN	ph/c	2	0	0	0	0	0	0	0	0	0	0	0	0	0	0	4	0	0	.000
Apr 14	FLORIDA	*dh	5	1	1	0	0	0	0	0	0	0	0	0	0	0	1	0	0	0	.077
Totals		3gs	13	3	1	1	0	0	0	2	0	0	0	0	1	0	3	17	0	0	.077

On base pct. .188 • Slugging pct. .077

#13 Ty Harris - 7 appearances (All games)

Date	Opponent	GS	IP	H	R	ER	BB	SO	2B	3B	HR	WP	BK	HBP	IBB	Score	W-L	Sv	ERA	NP
Feb 24	MISS. VALLEY STATE		2.0	1	0	0	0	0	0	0	0	0	0	0	0	20-0	0-0	0	0.00	12
Feb 27	vs Houston		0.0	0	0	0	1	0	0	0	0	1	0	0	0	12-3	0-0	0	0.00	4
Mar 09	GONZAGA		0.1	0	0	0	0	0	0	0	0	0	0	0	0	10-15	0-0	0	0.00	3
Mar 13	WESTERN ILLINOIS		0.2	0	0	0	0	1	0	0	0	0	0	0	0	3-0	0-0	0	0.00	10
Mar 15	GRAMBLING STATE		0.2	0	0	0	0	1	0	0	0	0	0	0	0	14-4	0-0	0	0.00	6
Mar 26	AUBURN		1.0	5	5	5	2	0	0	0	1	0	0	1	0	14-7	0-0	0	9.64	42
Apr 03	MISSOURI		0.0	0	0	0	2	0	0	0	0	1	0	0	0	1-10	0-0	0	9.64	9
Totals		0	4.2	6	5	5	5	2	0	0	1	2	0	1	0	74-39	0-0	0	9.64	-

Arkansas Baseball  
Individual Game-by-Game for Arkansas (as of Apr 27, 2016)

#30 Hunter Hart - 4 games (All games)

Date	Opponent	Pos	AB	R	H	RBI	2B	3B	HR	BB	SB	CS	HBP	SAC	SF	GDP	K	PO	A	E	Avg
Feb 21	CENTRAL MICHIGAN	p	0	0	0	0	0	0	0	0	0	0	0	0	0	0	0	1	0	0	.000
Feb 23	MISS. VALLEY STATE	p	0	0	0	0	0	0	0	0	0	0	0	0	0	0	0	0	2	0	.000
Feb 28	vs Texas Tech	p	0	0	0	0	0	0	0	0	0	0	0	0	0	0	0	0	1	0	.000
Mar 05	EASTERN ILLINOIS	p	0	0	0	0	0	0	0	0	0	0	0	0	0	0	0	0	1	0	.000
Totals		0gs	0	0	0	0	0	0	0	0	0	0	0	0	0	0	0	1	4	0	.000

On base pct. .000 • Slugging pct. .000

#30 Hunter Hart - 9 appearances (All games)

Date	Opponent	GS	IP	H	R	ER	BB	SO	2B	3B	HR	WP	BK	HBP	IBB	Score	W-L	Sv	ERA	NP
Feb 21	CENTRAL MICHIGAN		1.0	1	1	0	1	2	0	0	0	1	0	0	0	9-4	0-0	0	0.00	22
Feb 23	MISS. VALLEY STATE		1.0	1	0	0	1	0	0	0	0	0	0	0	0	21-4	0-0	0	0.00	11
Feb 28	vs Texas Tech		1.2	0	0	0	1	0	0	0	0	0	0	1	0	10-6	0-0	0	0.00	17
Mar 05	EASTERN ILLINOIS		1.0	1	0	0	1	0	0	0	0	1	0	0	0	8-10	0-0	0	0.00	17
Mar 09	GONZAGA		0.0	1	3	2	1	0	0	0	0	3	0	0	0	10-15	0-0	0	3.86	17
Mar 15	GRAMBLING STATE		2.1	2	1	1	1	4	1	0	0	0	0	0	0	14-4	0-0	0	3.86	40
Apr 06	at Memphis		2.0	0	0	0	0	4	0	0	0	0	0	0	0	12-4	1-0	0	3.00	32
Apr 09	at Ole Miss		1.0	1	2	2	3	0	1	0	0	0	0	0	0	9-14	1-0	0	4.50	31
Apr 14	FLORIDA		2.2	4	4	3	3	3	1	0	0	1	0	1	0	8-12	1-0	0	5.68	85
Totals		0	12.2	11	11	8	11	14	3	0	0	6	0	2	0	101-73	1-0	0	5.68	-

#32 Zach Jackson - 4 games (All games)

Date	Opponent	Pos	AB	R	H	RBI	2B	3B	HR	BB	SB	CS	HBP	SAC	SF	GDP	K	PO	A	E	Avg
Feb 26	vs Rice	p	0	0	0	0	0	0	0	0	0	0	0	0	0	0	0	0	1	0	.000
Mar 05	EASTERN ILLINOIS	p	0	0	0	0	0	0	0	0	0	0	0	0	0	0	0	0	1	1	.000
Apr 09	at Ole Miss	*p	0	0	0	0	0	0	0	0	0	0	0	0	0	0	0	0	1	0	.000
Apr 16	FLORIDA	*p	0	0	0	0	0	0	0	0	0	0	0	0	0	0	0	0	1	0	.000
Totals		2gs	0	0	0	0	0	0	0	0	0	0	0	0	0	0	0	0	4	1	.000

On base pct. .000 • Slugging pct. .000

#32 Zach Jackson - 14 appearances (All games)

Date	Opponent	GS	IP	H	R	ER	BB	SO	2B	3B	HR	WP	BK	HBP	IBB	Score	W-L	Sv	ERA	NP
Feb 19	CENTRAL MICHIGAN		1.0	1	0	0	1	1	0	0	0	0	0	0	0	6-1	0-0	0	0.00	13
Feb 20	CENTRAL MICHIGAN		1.2	1	1	1	1	4	1	0	0	0	0	2	0	4-3	0-0	1	3.38	37
Feb 26	vs Rice		3.0	1	0	0	0	4	0	0	0	1	0	0	0	5-2	0-0	2	1.59	40
Mar 02	LOUISIANA TECH		0.2	0	0	0	0	0	0	0	0	0	0	0	0	2-3	0-0	2	1.42	7
Mar 04	EASTERN ILLINOIS		0.2	0	0	0	1	2	0	0	0	0	0	0	0	5-2	0-0	3	1.29	13
Mar 05	EASTERN ILLINOIS		2.1	4	2	2	1	0	0	0	1	0	0	0	0	8-10	0-1	3	2.89	39
Mar 11	WESTERN ILLINOIS		3.0	2	1	0	3	5	0	0	0	0	0	0	0	3-2	1-1	3	2.19	59
Mar 20	at South Carolina		2.2	3	4	4	5	2	1	0	1	0	0	0	0	6-8	1-2	3	4.20	74
Mar 27	AUBURN		2.1	3	0	0	1	2	0	0	0	0	0	0	0	3-1	2-2	3	3.63	40
Apr 01	MISSOURI		0.2	0	0	0	1	0	0	0	0	1	0	0	0	7-6	2-2	4	3.50	15
Apr 03	MISSOURI		4.0	4	4	2	4	7	1	0	0	0	0	1	1	1-10	2-2	4	3.68	87
Apr 09	at Ole Miss	*	5.0	8	6	5	1	8	3	0	0	1	0	1	0	9-14	2-3	4	4.67	100
Apr 16	FLORIDA	*	5.1	1	4	4	4	5	0	0	0	0	0	1	0	2-8	2-4	4	5.01	104
Apr 23	at Kentucky-1	*	7.0	2	0	0	3	8	1	0	0	1	0	0	0	2-0	3-4	4	4.12	106
Totals		3	39.1	30	22	18	26	48	7	0	2	4	0	4	1	63-70	3-4	4	4.12	-

#16 Blaine Knight - 2 games (All games)

Date	Opponent	Pos	AB	R	H	RBI	2B	3B	HR	BB	SB	CS	HBP	SAC	SF	GDP	K	PO	A	E	Avg
Feb 20	CENTRAL MICHIGAN	*p	0	0	0	0	0	0	0	0	0	0	0	0	0	0	0	2	1	0	.000
Apr 12	ULM	*p	0	0	0	0	0	0	0	0	0	0	0	0	0	0	0	0	0	1	.000
Totals		2gs	0	0	0	0	0	0	0	0	0	0	0	0	0	0	0	2	1	1	.000

On base pct. .000 • Slugging pct. .000

Arkansas Baseball  
Individual Game-by-Game for Arkansas (as of Apr 27, 2016)

#16 Blaine Knight - 13 appearances (All games)

Date	Opponent	GS	IP	H	R	ER	BB	SO	2B	3B	HR	WP	BK	HBP	IBB	Score	W-L	Sv	ERA	NP
Feb 20	CENTRAL MICHIGAN	*	5.0	4	2	2	0	3	1	0	0	0	0	0	0	4-3	1-0	0	3.60	74
Feb 27	vs Houston	*	2.0	4	1	1	1	3	1	0	0	0	0	0	0	12-3	1-0	0	3.86	39
Mar 05	EASTERN ILLINOIS	*	3.1	7	5	5	1	4	0	0	0	0	0	0	0	8-10	1-0	0	6.97	54
Mar 12	WESTERN ILLINOIS		4.1	3	0	0	2	5	0	0	0	0	0	0	0	9-3	2-0	0	4.91	70
Mar 16	GRAMBLING STATE		2.0	3	0	0	0	0	0	0	0	0	1	0	0	3-2	2-0	0	4.32	36
Mar 29	at Oklahoma State	*	2.0	4	3	3	1	1	2	0	1	0	0	0	0	4-5	2-0	0	5.30	54
Apr 02	MISSOURI		3.1	4	1	1	1	2	1	0	0	0	0	0	0	5-8	2-0	0	4.91	59
Apr 08	at Ole Miss		4.0	3	0	0	1	6	1	0	0	0	0	0	0	3-7	2-0	0	4.15	61
Apr 12	ULM	*	3.0	1	0	0	1	3	0	0	0	0	0	0	0	3-1	2-0	0	3.72	39
Apr 16	FLORIDA		1.0	2	1	0	1	1	0	0	0	0	0	0	0	2-8	2-0	0	3.60	26
Apr 19	CREIGHTON		1.0	1	0	0	0	2	0	0	0	0	0	0	0	6-2	2-0	0	3.48	15
Apr 23	at Kentucky-2		2.1	3	0	0	1	2	0	0	0	0	0	0	0	4-5	2-0	0	3.24	47
Apr 26	OKLAHOMA STATE		0.1	0	0	0	0	0	0	0	0	0	0	0	0	7-6	2-0	1	3.21	3
Totals		5	33.2	39	13	12	10	32	6	0	1	0	1	0	0	70-63	2-0	1	3.21	-

#33 Grant Koch - 20 games (All games)

Date	Opponent	Pos	AB	R	H	RBI	2B	3B	HR	BB	SB	CS	HBP	SAC	SF	GDP	K	PO	A	E	Avg
Feb 20	CENTRAL MICHIGAN	*c	2	0	0	0	0	0	0	0	0	0	0	0	0	0	2	3	0	0	.000
Feb 23	MISS. VALLEY STATE	*c	4	2	3	4	1	1	0	1	0	0	0	0	0	0	0	9	2	0	.500
Feb 27	vs Houston	c	0	0	0	0	0	0	0	0	0	0	0	0	0	0	0	2	0	0	.500
Mar 04	EASTERN ILLINOIS	*c	3	1	2	1	0	0	1	1	0	0	0	0	0	0	0	8	2	0	.556
Mar 05	EASTERN ILLINOIS	c	1	0	0	0	0	0	0	0	0	0	0	0	0	1	0	0	0	0	.500
Mar 11	WESTERN ILLINOIS	*dh	2	1	0	0	0	0	0	1	0	0	0	0	0	0	1	0	0	0	.417
Mar 16	GRAMBLING STATE	*c	1	0	0	0	0	0	0	0	0	0	1	0	0	0	1	3	1	0	.385
Mar 26	AUBURN	ph	1	0	0	0	0	0	0	0	0	0	0	0	0	0	0	0	0	0	.357
Apr 06	at Memphis	*c	4	2	3	1	1	0	0	1	0	0	0	0	0	0	0	11	1	1	.444
Apr 09	at Ole Miss	*dh	4	0	2	2	0	0	0	1	0	0	0	0	0	0	2	0	0	0	.455
Apr 10	at Ole Miss	*dh	4	0	0	0	0	0	0	0	0	0	0	0	0	1	1	0	0	0	.385
Apr 12	ULM	*c	1	0	0	0	0	0	0	1	0	0	1	0	0	0	1	7	1	0	.370
Apr 14	FLORIDA	ph/c	3	2	1	3	0	0	1	1	0	0	0	0	0	0	0	5	0	0	.367
Apr 15	FLORIDA	*dh	4	0	1	0	0	0	0	0	0	0	0	0	0	0	1	0	0	0	.353
Apr 16	FLORIDA	ph/c	2	0	0	0	0	0	0	0	0	0	0	0	0	0	0	3	0	0	.333
Apr 19	CREIGHTON	*c	3	1	1	0	0	0	0	1	0	0	0	0	0	0	0	7	3	0	.333
Apr 22	at Kentucky	*dh	3	0	0	0	0	0	0	1	0	0	0	0	0	0	0	0	0	0	.310
Apr 23	at Kentucky-1	*dh	3	0	0	0	0	0	0	0	0	0	0	0	0	0	0	0	0	0	.289
Apr 23	at Kentucky-2	ph	1	0	0	0	0	0	0	0	0	0	0	0	0	0	0	0	0	0	.283
Apr 26	OKLAHOMA STATE	*c	2	0	1	0	0	0	0	1	0	0	0	0	0	0	0	5	0	0	.292
Totals		14gs	48	9	14	11	2	1	2	10	0	0	2	0	0	2	9	63	10	1	.292

On base pct. .433 • Slugging pct. .500

#46 Barrett Loseke - 3 games (All games)

Date	Opponent	Pos	AB	R	H	RBI	2B	3B	HR	BB	SB	CS	HBP	SAC	SF	GDP	K	PO	A	E	Avg
Mar 09	GONZAGA	p	0	0	0	0	0	0	0	0	0	0	0	0	0	0	0	1	0	0	.000
Mar 19	at South Carolina	*p	0	0	0	0	0	0	0	0	0	0	0	0	0	0	0	1	0	0	.000
Mar 27	AUBURN	*p	0	0	0	0	0	0	0	0	0	0	0	0	0	0	0	0	1	0	.000
Totals		2gs	0	0	0	0	0	0	0	0	0	0	0	0	0	0	0	2	1	0	.000

On base pct. .000 • Slugging pct. .000

Arkansas Baseball  
Individual Game-by-Game for Arkansas (as of Apr 27, 2016)

#46 Barrett Loseke - 12 appearances (All games)

Date	Opponent	GS	IP	H	R	ER	BB	SO	2B	3B	HR	WP	BK	HBP	IBB	Score	W-L	Sv	ERA	NP
Feb 20	CENTRAL MICHIGAN		0.1	1	0	0	0	0	1	0	0	0	0	0	0	4-3	0-0	0	0.00	6
Feb 23	MISS. VALLEY STATE		2.0	1	0	0	0	3	0	0	0	1	0	0	0	21-4	0-0	0	0.00	24
Feb 28	vs Texas Tech		1.1	2	0	0	3	3	0	0	0	1	0	0	0	10-6	0-0	0	0.00	46
Mar 09	GONZAGA		3.0	1	0	0	1	1	0	0	0	0	0	0	0	10-15	0-0	0	0.00	45
Mar 13	WESTERN ILLINOIS	*	4.0	1	0	0	1	4	0	0	0	0	0	1	0	3-0	1-0	0	0.00	48
Mar 19	at South Carolina	*	4.0	3	2	2	3	3	0	0	0	0	0	0	0	2-6	1-0	0	1.23	70
Mar 27	AUBURN	*	2.2	4	1	1	1	2	0	0	1	1	0	0	0	3-1	1-0	0	1.56	48
Apr 03	MISSOURI	*	3.1	2	3	3	1	4	0	1	0	1	0	0	0	1-10	1-1	0	2.61	45
Apr 10	at Ole Miss	*	1.0	2	3	3	2	3	1	0	0	0	0	0	0	7-8	1-2	0	3.74	32
Apr 12	ULM		1.0	1	0	0	0	1	0	0	0	0	0	0	0	3-1	1-2	0	3.57	13
Apr 16	FLORIDA		0.2	0	0	0	3	2	0	0	0	2	0	0	0	2-8	1-2	0	3.47	28
Apr 26	OKLAHOMA STATE		1.0	0	0	0	1	0	0	0	0	0	0	0	0	7-6	1-2	0	3.33	28
Totals		5	24.1	18	9	9	16	26	2	1	1	6	0	1	0	73-68	1-2	0	3.33	-

#11 Keaton McKinney - 6 games (All games)

Date	Opponent	Pos	AB	R	H	RBI	2B	3B	HR	BB	SB	CS	HBP	SAC	SF	GDP	K	PO	A	E	Avg
Feb 21	CENTRAL MICHIGAN	*p	0	0	0	0	0	0	0	0	0	0	0	0	0	0	0	0	0	1	.000
Mar 06	EASTERN ILLINOIS	*p	0	0	0	0	0	0	0	0	0	0	0	0	0	0	0	1	2	1	.000
Mar 12	WESTERN ILLINOIS	*p	0	0	0	0	0	0	0	0	0	0	0	0	0	0	0	0	1	0	.000
Mar 20	at South Carolina	*p	0	0	0	0	0	0	0	0	0	0	0	0	0	0	0	0	0	1	.000
Apr 15	FLORIDA	*p	0	0	0	0	0	0	0	0	0	0	0	0	0	0	0	0	1	0	.000
Apr 23	at Kentucky-2	*p	0	0	0	0	0	0	0	0	0	0	0	0	0	0	0	0	1	0	.000
Totals		6gs	0	0	0	0	0	0	0	0	0	0	0	0	0	0	0	1	5	3	.000

On base pct. .000 • Slugging pct. .000

#11 Keaton McKinney - 10 appearances (All games)

Date	Opponent	GS	IP	H	R	ER	BB	SO	2B	3B	HR	WP	BK	HBP	IBB	Score	W-L	Sv	ERA	NP
Feb 21	CENTRAL MICHIGAN	*	4.0	4	3	2	2	1	0	0	0	0	0	1	0	9-4	0-0	0	4.50	58
Feb 28	vs Texas Tech	*	0.2	3	5	5	2	1	2	0	0	0	0	1	0	10-6	0-0	0	13.50	37
Mar 06	EASTERN ILLINOIS	*	7.0	4	2	1	1	1	1	0	0	0	0	0	0	3-2	0-0	0	6.17	95
Mar 12	WESTERN ILLINOIS	*	3.2	5	3	3	4	1	0	0	1	0	0	1	0	9-3	0-0	0	6.46	65
Mar 20	at South Carolina	*	4.2	7	4	3	0	4	1	1	0	0	0	1	0	6-8	0-0	0	6.30	82
Mar 26	AUBURN	*	6.0	3	0	0	5	3	0	0	0	0	0	0	0	14-7	1-0	0	4.85	101
Apr 02	MISSOURI	*	3.2	6	6	6	4	2	3	0	1	1	0	1	0	5-8	1-1	0	6.07	92
Apr 10	at Ole Miss	*	2.0	4	2	2	0	1	1	0	0	1	0	0	0	7-8	1-1	0	6.25	40
Apr 15	FLORIDA	*	4.0	5	3	3	4	5	1	0	0	1	0	1	0	2-9	1-2	0	6.31	90
Apr 23	at Kentucky-2	*	3.1	4	3	3	3	2	1	0	1	1	0	0	0	4-5	1-2	0	6.46	65
Totals		9	39.0	45	31	28	25	21	10	1	3	4	0	6	0	69-60	1-2	0	6.46	-

#21 Kacey Murphy - 2 games (All games)

Date	Opponent	Pos	AB	R	H	RBI	2B	3B	HR	BB	SB	CS	HBP	SAC	SF	GDP	K	PO	A	E	Avg
Feb 21	CENTRAL MICHIGAN	p	0	0	0	0	0	0	0	0	0	0	0	0	0	0	0	1	1	0	.000
Apr 19	CREIGHTON	p	0	0	0	0	0	0	0	0	0	0	0	0	0	0	0	1	0	0	.000
Totals		0gs	0	0	0	0	0	0	0	0	0	0	0	0	0	0	0	2	1	0	.000

On base pct. .000 • Slugging pct. .000

Arkansas Baseball  
Individual Game-by-Game for Arkansas (as of Apr 27, 2016)

#21 Kacey Murphy - 11 appearances (All games)

Date	Opponent	GS	IP	H	R	ER	BB	SO	2B	3B	HR	WP	BK	HBP	IBB	Score	W-L	Sv	ERA	NP
Feb 19	CENTRAL MICHIGAN		0.1	0	0	0	1	1	0	0	0	0	0	0	0	6-1	0-0	0	0.00	9
Feb 21	CENTRAL MICHIGAN		0.2	0	0	0	1	0	0	0	0	0	0	0	0	9-4	0-0	0	0.00	12
Feb 23	MISS. VALLEY STATE		1.0	1	1	1	1	1	1	0	0	0	0	0	0	21-4	0-0	0	4.50	20
Mar 04	EASTERN ILLINOIS		1.0	1	0	0	0	0	0	0	0	0	0	0	0	5-2	0-0	0	3.00	17
Mar 09	GONZAGA		0.1	0	1	1	0	0	0	0	0	0	0	1	0	10-15	0-0	0	5.40	7
Mar 13	WESTERN ILLINOIS		1.2	0	0	0	0	2	0	0	0	0	0	0	0	3-0	0-0	0	3.60	21
Mar 18	at South Carolina		0.2	3	1	1	1	0	0	0	0	0	0	0	0	6-10	0-0	0	4.76	17
Mar 26	AUBURN		2.0	4	2	2	0	3	1	0	0	0	0	0	0	14-7	0-0	0	5.87	35
Apr 03	MISSOURI		0.0	2	2	2	1	0	1	0	0	0	0	0	0	1-10	0-0	0	8.22	13
Apr 19	CREIGHTON		0.2	1	0	0	0	1	1	0	0	0	0	0	0	6-2	0-0	0	7.56	15
Apr 26	OKLAHOMA STATE		0.1	0	0	0	0	1	0	0	0	0	0	0	0	7-6	0-0	0	7.27	5
Totals		0	8.2	12	7	7	5	9	4	0	0	0	0	1	0	88-61	0-0	0	7.27	-

#1 Rick Nomura - 40 games (All games)

Date	Opponent	Pos	AB	R	H	RBI	2B	3B	HR	BB	SB	CS	HBP	SAC	SF	GDP	K	PO	A	E	Avg
Feb 19	CENTRAL MICHIGAN	*2b	2	1	0	0	0	0	0	1	0	0	0	1	0	0	0	2	2	0	.000
Feb 20	CENTRAL MICHIGAN	*2b	3	0	1	0	0	0	0	0	0	0	0	1	0	1	0	2	6	0	.200
Feb 21	CENTRAL MICHIGAN	*2b	1	2	1	1	0	0	0	2	0	0	0	0	1	0	0	1	5	0	.333
Feb 23	MISS. VALLEY STATE	*2b	3	3	1	2	0	1	0	2	0	0	0	0	1	0	0	2	5	0	.333
Feb 26	vs Rice	*2b	4	0	0	0	0	0	0	0	0	0	0	0	0	0	1	5	4	0	.231
Feb 27	vs Houston	*2b	3	2	1	0	0	0	0	2	0	0	0	0	0	0	1	2	4	0	.250
Feb 28	vs Texas Tech	*2b	5	1	1	1	0	0	0	0	0	0	0	0	0	0	1	2	3	0	.238
Mar 02	LOUISIANA TECH	*2b	4	0	1	0	0	0	0	0	0	0	0	0	0	0	0	2	3	0	.240
Mar 04	EASTERN ILLINOIS	*2b	4	0	0	0	0	0	0	0	0	0	0	0	0	0	0	0	1	0	.207
Mar 05	EASTERN ILLINOIS	*2b	2	0	0	0	0	0	0	2	0	0	0	0	0	0	0	3	2	1	.194
Mar 06	EASTERN ILLINOIS	*2b	3	0	1	0	1	0	0	0	0	1	0	1	0	0	0	3	6	0	.206
Mar 09	GONZAGA	*2b	4	1	2	5	0	0	1	1	0	1	0	0	0	0	0	4	2	0	.237
Mar 11	WESTERN ILLINOIS	*2b	3	0	0	0	0	0	0	1	1	0	0	0	0	0	0	2	4	0	.220
Mar 12	WESTERN ILLINOIS	*2b	5	3	4	2	1	0	1	0	1	0	0	0	0	0	0	5	4	0	.283
Mar 13	WESTERN ILLINOIS	*2b	3	0	1	0	0	0	0	1	0	0	0	0	0	0	0	1	4	0	.286
Mar 15	GRAMBLING STATE	*2b	4	4	3	2	1	0	1	1	0	0	0	0	0	0	0	4	2	0	.321
Mar 16	GRAMBLING STATE	*2b	3	1	0	0	0	0	0	1	1	0	0	0	0	0	1	2	0	0	.304
Mar 18	at South Carolina	*2b	4	1	1	0	1	0	0	0	0	0	0	0	0	0	1	0	3	0	.300
Mar 19	at South Carolina	*2b	4	0	1	0	0	0	0	0	0	0	0	0	0	0	1	0	2	0	.297
Mar 20	at South Carolina	*2b	4	1	1	0	1	0	0	0	0	0	0	0	0	0	1	0	4	0	.294
Mar 25	AUBURN	*2b	4	0	2	1	1	0	0	0	0	0	0	0	0	0	0	8	4	0	.306
Mar 26	AUBURN	*2b	4	2	1	2	0	0	0	1	0	0	0	0	1	0	4	3	0	0	.303
Mar 27	AUBURN	*2b	4	2	2	0	0	0	0	0	0	0	0	0	0	0	0	2	6	0	.312
Mar 29	at Oklahoma State	*2b	5	1	0	0	0	0	0	0	0	0	0	0	0	0	0	4	4	0	.294
Apr 01	MISSOURI	*2b	4	1	2	1	0	0	0	0	0	0	0	0	0	0	0	4	4	1	.303
Apr 02	MISSOURI	*2b	3	1	0	0	0	0	0	1	0	0	0	0	0	0	0	2	3	0	.293
Apr 03	MISSOURI	*2b	4	0	0	0	0	0	0	0	0	0	0	0	0	0	2	1	2	0	.281
Apr 06	at Memphis	*2b	5	1	2	1	1	0	0	0	0	0	0	0	0	1	0	4	1	0	.287
Apr 08	at Ole Miss	*2b	4	0	0	0	0	0	0	0	0	0	0	0	0	0	1	2	0	0	.276
Apr 09	at Ole Miss	*2b	3	0	1	2	1	0	0	1	0	0	0	0	1	0	1	0	4	0	.278
Apr 10	at Ole Miss	*2b	3	0	0	0	0	0	0	1	0	0	1	0	0	0	2	1	1	0	.270
Apr 12	ULM	ph/2b	0	0	0	0	0	0	0	0	0	0	0	0	0	0	0	0	0	0	.270
Apr 14	FLORIDA	*2b	3	2	2	0	1	0	0	1	0	0	0	0	0	0	0	0	3	0	.281
Apr 15	FLORIDA	*2b	4	0	0	0	0	0	0	0	0	0	0	0	0	0	0	3	4	0	.271
Apr 16	FLORIDA	*2b	4	0	1	0	0	0	0	0	0	0	0	0	0	0	0	4	0	0	.270
Apr 19	CREIGHTON	*2b	4	0	0	1	0	0	0	0	0	0	0	0	0	0	0	4	5	0	.262
Apr 22	at Kentucky	*2b	4	0	1	0	0	0	0	0	0	0	0	0	0	0	1	1	4	0	.262
Apr 23	at Kentucky-1	*2b	2	0	1	0	0	0	0	1	0	0	0	0	0	0	0	2	2	0	.265
Apr 23	at Kentucky-2	*2b	3	0	1	0	1	0	0	0	0	0	0	0	0	0	0	1	2	0	.267
Apr 26	OKLAHOMA STATE	*2b	4	1	2	1	0	0	0	0	0	0	0	0	0	1	2	1	0	0	.273
Totals		38gs	139	31	38	22	10	1	3	20	3	2	2	2	3	3	15	91	119	2	.273

On base pct. .366 • Slugging pct. .424

Arkansas Baseball  
Individual Game-by-Game for Arkansas (as of Apr 27, 2016)

#38 Jordan Rodriguez - 17 appearances (All games)

Date	Opponent	GS	IP	H	R	ER	BB	SO	2B	3B	HR	WP	BK	HBP	IBB	Score	W-L	Sv	ERA	NP
Feb 23	MISS. VALLEY STATE		2.0	2	2	2	0	2	0	0	1	0	0	0	0	21-4	0-0	0	9.00	22
Feb 27	vs Houston		0.1	1	0	0	0	1	1	0	0	0	0	0	0	12-3	0-0	0	7.71	8
Feb 28	vs Texas Tech		1.1	0	0	0	0	1	0	0	0	0	0	0	0	10-6	0-0	0	4.91	12
Mar 02	LOUISIANA TECH		0.1	0	0	0	0	0	0	0	0	0	0	0	0	2-3	0-0	0	4.50	5
Mar 04	EASTERN ILLINOIS		1.0	1	0	0	0	0	0	0	0	0	0	0	0	5-2	0-0	0	3.60	9
Mar 05	EASTERN ILLINOIS		0.2	0	0	0	1	1	0	0	0	0	0	0	0	8-10	0-0	0	3.18	12
Mar 09	GONZAGA		1.1	2	1	1	1	1	1	0	0	0	0	0	0	10-15	0-0	0	3.86	25
Mar 13	WESTERN ILLINOIS		0.1	0	0	0	0	0	0	0	0	0	0	0	0	3-0	0-0	1	3.68	10
Mar 19	at South Carolina		0.1	0	0	0	0	1	0	0	0	0	0	0	0	2-6	0-0	1	3.52	6
Mar 20	at South Carolina		0.2	0	0	0	0	0	0	0	0	0	0	0	0	6-8	0-0	1	3.24	10
Mar 25	AUBURN		1.2	1	0	0	1	1	0	0	0	0	0	0	0	3-2	0-0	1	2.70	25
Mar 27	AUBURN		1.1	0	0	0	1	2	0	0	0	0	0	1	0	3-1	0-0	1	2.38	23
Mar 29	at Oklahoma State		0.1	0	1	1	1	1	0	0	0	0	0	0	0	4-5	0-0	1	3.09	11
Apr 01	MISSOURI		0.1	2	3	3	1	0	0	0	2	0	0	0	0	7-6	0-0	1	5.25	13
Apr 10	at Ole Miss		0.1	0	0	0	1	0	0	0	0	0	0	0	0	7-8	0-0	1	5.11	7
Apr 16	FLORIDA		0.1	0	1	1	1	0	0	0	0	0	0	0	0	2-8	0-0	1	5.68	6
Apr 19	CREIGHTON		0.1	1	0	0	0	0	0	0	0	0	0	0	0	6-2	0-0	1	5.54	12
Totals		0	13.0	10	8	8	8	11	2	0	3	0	0	1	0	111-89	0-0	1	5.54	-

#37 Weston Rogers - 2 games (All games)

Date	Opponent	Pos	AB	R	H	RBI	2B	3B	HR	BB	SB	CS	HBP	SAC	SF	GDP	K	PO	A	E	Avg
Mar 05	EASTERN ILLINOIS	p	0	0	0	0	0	0	0	0	0	0	0	0	0	0	0	0	1	0	.000
Mar 16	GRAMBLING STATE	*p	0	0	0	0	0	0	0	0	0	0	0	0	0	0	0	0	1	0	.000
Totals		1gs	0	0	0	0	0	0	0	0	0	0	0	0	0	0	0	0	2	0	.000

On base pct. .000 • Slugging pct. .000

#37 Weston Rogers - 8 appearances (All games)

Date	Opponent	GS	IP	H	R	ER	BB	SO	2B	3B	HR	WP	BK	HBP	IBB	Score	W-L	Sv	ERA	NP
Feb 24	MISS. VALLEY STATE	*	2.0	1	0	0	0	4	0	0	0	0	0	0	0	20-0	1-0	0	0.00	28
Feb 28	vs Texas Tech		0.1	2	0	0	0	0	0	0	0	0	0	0	0	10-6	1-0	0	0.00	5
Mar 02	LOUISIANA TECH	*	2.2	3	2	2	1	1	0	0	0	0	0	0	0	2-3	1-0	0	3.60	48
Mar 05	EASTERN ILLINOIS		1.1	0	0	0	0	3	0	0	0	0	0	0	0	8-10	1-0	0	2.84	16
Mar 09	GONZAGA	*	1.2	2	2	2	1	1	0	0	0	0	0	0	0	10-15	1-0	0	4.50	27
Mar 16	GRAMBLING STATE	*	4.0	3	2	2	0	2	0	0	1	0	0	0	0	3-2	1-0	0	4.50	61
Apr 19	CREIGHTON		2.0	1	0	0	0	1	0	0	0	1	0	0	0	6-2	1-0	0	3.86	32
Apr 26	OKLAHOMA STATE		2.0	2	2	2	2	1	0	0	1	0	0	0	0	7-6	1-0	0	4.50	38
Totals		4	16.0	14	8	8	4	13	0	0	2	1	0	0	0	66-44	1-0	0	4.50	-

Arkansas Baseball  
Individual Game-by-Game for Arkansas (as of Apr 27, 2016)

#5 Cody Scroggins - 19 games (All games)

Date	Opponent	Pos	AB	R	H	RBI	2B	3B	HR	BB	SB	CS	HBP	SAC	SF	GDP	K	PO	A	E	Avg
Feb 19	CENTRAL MICHIGAN	pr/3b	0	1	0	0	0	0	0	0	0	0	0	0	0	0	0	0	0	0	.000
Feb 20	CENTRAL MICHIGAN	3b	0	0	0	0	0	0	0	0	0	0	0	0	0	0	0	0	0	0	.000
Feb 21	CENTRAL MICHIGAN	3b	1	0	0	0	0	0	0	0	0	0	0	0	0	0	0	0	0	0	.000
Feb 23	MISS. VALLEY STATE	ph/3b	2	0	0	0	0	0	0	0	0	0	0	0	0	0	0	0	0	0	.000
Feb 24	MISS. VALLEY STATE	*2b/ss	3	2	2	2	0	0	0	2	0	0	0	0	0	0	0	3	4	0	.333
Feb 27	vs Houston	3b	0	0	0	0	0	0	0	0	0	0	0	0	0	0	0	0	0	0	.333
Mar 05	EASTERN ILLINOIS	*2b	2	0	0	0	0	0	0	0	0	0	0	0	0	0	1	1	1	0	.250
Mar 13	WESTERN ILLINOIS	pr/3b	0	0	0	0	0	0	0	0	1	0	0	1	0	0	0	0	1	0	.250
Mar 15	GRAMBLING STATE	ph/ss	1	0	0	0	0	0	0	0	0	0	0	0	0	0	0	0	2	0	.222
Mar 20	at South Carolina	*ss	3	1	1	0	0	0	0	0	1	0	0	0	0	0	2	2	2	0	.250
Mar 26	AUBURN	3b	1	0	0	0	0	0	0	0	0	0	0	0	0	0	0	0	1	0	.231
Apr 06	at Memphis	3b	0	0	0	0	0	0	0	0	0	0	0	0	0	0	0	0	0	0	.231
Apr 12	ULM	*2b	2	0	0	0	0	0	0	1	0	0	0	0	0	1	0	4	1	0	.200
Apr 16	FLORIDA	3b	0	0	0	0	0	0	0	0	0	0	0	0	0	0	0	0	0	0	.200
Apr 19	CREIGHTON	*3b	3	0	0	0	0	0	0	0	0	0	0	0	0	0	0	0	2	0	.167
Apr 22	at Kentucky	*3b	2	0	0	0	0	0	0	1	0	0	0	1	0	0	0	0	2	0	.150
Apr 23	at Kentucky-1	*3b	3	0	1	0	0	0	0	0	0	0	0	0	0	0	0	0	0	0	.174
Apr 23	at Kentucky-2	*3b	3	0	0	0	0	0	0	0	0	0	0	0	0	0	1	0	0	0	.154
Apr 26	OKLAHOMA STATE	*3b	3	0	0	0	0	0	0	0	0	0	0	1	0	0	1	2	1	0	.138
Totals		9gs	29	4	4	2	0	0	0	4	2	0	0	3	0	1	5	12	17	0	.138

On base pct. .242 • Slugging pct. .138

#5 Cody Scroggins - 3 appearances (All games)

Date	Opponent	GS	IP	H	R	ER	BB	SO	2B	3B	HR	WP	BK	HBP	IBB	Score	W-L	Sv	ERA	NP
Apr 03	MISSOURI		1.0	0	0	0	0	0	0	0	0	0	0	0	0	1-10	0-0	0	0.00	7
Apr 08	at Ole Miss		1.0	0	0	0	1	1	0	0	0	1	0	1	1	3-7	0-0	0	0.00	20
Apr 15	FLORIDA		1.0	1	1	1	1	0	0	0	0	1	0	0	0	2-9	0-0	0	3.00	16
Totals		0	3.0	1	1	1	2	1	0	0	0	2	0	1	1	6-26	0-0	0	3.00	-



Arkansas Baseball  
Individual Game-by-Game for Arkansas (as of Apr 27, 2016)

#20 Carson Shaddy - 40 games (All games)

Date	Opponent	Pos	AB	R	H	RBI	2B	3B	HR	BB	SB	CS	HBP	SAC	SF	GDP	K	PO	A	E	Avg
Feb 19	CENTRAL MICHIGAN	*3b	3	0	2	0	0	0	0	1	0	0	0	0	0	0	1	1	1	0	.667
Feb 20	CENTRAL MICHIGAN	*3b/of	4	1	2	0	0	0	0	0	0	0	0	0	0	0	1	0	3	0	.571
Feb 21	CENTRAL MICHIGAN	*3b/of	4	0	1	0	0	0	0	0	0	0	0	0	0	0	2	0	1	0	.455
Feb 23	MISS. VALLEY STATE	*3b	2	2	1	1	0	0	0	1	0	0	0	0	1	0	0	0	0	0	.462
Feb 24	MISS. VALLEY STATE	2b	3	2	2	3	0	0	2	0	0	0	0	0	0	0	0	0	2	0	.500
Feb 26	vs Rice	*3b	4	1	2	2	0	0	0	0	0	0	0	0	1	0	0	1	1	0	.500
Feb 27	vs Houston	*3b	5	2	3	2	0	0	1	0	0	0	0	0	0	0	0	2	1	0	.520
Feb 28	vs Texas Tech	*3b	5	1	1	1	0	0	0	0	0	0	0	0	0	0	1	1	4	0	.467
Mar 02	LOUISIANA TECH	*3b	2	1	1	1	0	0	1	2	0	0	0	0	0	0	1	2	1	0	.469
Mar 04	EASTERN ILLINOIS	*3b	4	1	1	2	0	0	1	0	0	0	0	0	0	0	2	0	1	0	.444
Mar 05	EASTERN ILLINOIS	*3b	7	0	0	0	0	0	0	0	1	0	0	0	0	0	1	2	4	2	.372
Mar 06	EASTERN ILLINOIS	*3b	4	0	1	0	0	0	0	0	0	0	0	0	0	0	1	2	1	0	.362
Mar 09	GONZAGA	*3b	4	2	2	0	0	0	0	1	0	0	0	0	0	0	1	1	1	1	.373
Mar 11	WESTERN ILLINOIS	*3b	4	0	0	0	0	0	0	0	0	0	1	0	0	0	2	1	2	2	.345
Mar 13	WESTERN ILLINOIS	*3b	3	0	2	0	0	0	0	0	0	0	0	0	0	0	0	1	2	0	.362
Mar 15	GRAMBLING STATE	*3b	3	2	3	6	2	0	0	0	0	0	1	0	1	0	0	0	2	0	.393
Mar 16	GRAMBLING STATE	*3b	3	1	1	0	1	0	0	1	0	0	0	0	0	0	1	2	4	1	.391
Mar 18	at South Carolina	*3b	4	1	3	3	1	0	0	0	0	0	0	0	0	0	0	2	3	0	.412
Mar 19	at South Carolina	*3b	3	0	0	0	0	0	0	1	1	0	0	0	0	0	1	1	0	0	.394
Mar 20	at South Carolina	*3b	4	0	1	2	0	0	0	0	0	0	0	0	0	0	0	0	0	0	.387
Mar 25	AUBURN	*3b	3	1	2	0	0	0	0	1	0	0	0	0	0	0	0	1	1	0	.397
Mar 26	AUBURN	*3b	3	2	2	0	0	0	0	1	0	0	0	0	0	0	0	0	2	0	.407
Mar 27	AUBURN	*3b	4	0	0	0	0	0	0	0	0	0	0	0	0	0	1	2	2	0	.388
Mar 29	at Oklahoma State	*3b	3	0	2	1	0	0	0	2	0	1	0	0	0	1	0	1	1	1	.398
Apr 01	MISSOURI	*3b	4	0	1	0	0	0	0	0	0	0	0	0	0	0	1	2	0	1	.391
Apr 02	MISSOURI	*3b	5	0	0	1	0	0	0	0	0	0	0	0	0	0	1	1	3	1	.371
Apr 03	MISSOURI	*3b	4	0	0	0	0	0	0	0	0	0	0	0	0	0	1	0	2	1	.356
Apr 06	at Memphis	*3b	4	1	1	0	1	0	0	1	0	0	0	0	0	0	2	0	1	0	.352
Apr 08	at Ole Miss	*3b	2	1	1	0	0	0	0	2	2	0	0	0	0	0	1	0	0	0	.355
Apr 09	at Ole Miss	*3b	3	2	2	0	1	0	0	2	0	1	0	0	0	0	1	0	0	0	.364
Apr 10	at Ole Miss	*3b	4	1	1	0	0	0	0	1	0	0	0	0	0	1	0	2	5	0	.360
Apr 12	ULM	*3b	4	2	1	0	1	0	0	0	0	0	1	0	0	1	1	0	3	0	.356
Apr 14	FLORIDA	*3b	5	1	1	1	1	0	0	0	0	0	0	0	0	0	4	0	1	0	.350
Apr 15	FLORIDA	*3b	4	1	1	0	1	0	0	0	0	0	0	0	0	0	1	0	2	1	.346
Apr 16	FLORIDA	*3b	4	0	0	0	0	0	0	0	0	0	0	0	0	0	2	0	1	1	.336
Apr 19	CREIGHTON	*of	4	1	1	0	0	0	0	0	0	0	0	0	0	0	0	2	0	0	.333
Apr 22	at Kentucky	*of	5	0	1	0	0	0	0	0	0	0	0	0	0	0	2	2	0	0	.329
Apr 23	at Kentucky-1	*of	3	1	2	0	0	0	0	0	0	0	0	0	0	0	1	3	0	0	.336
Apr 23	at Kentucky-2	*of	3	1	1	1	1	0	0	0	0	0	0	0	0	0	0	5	0	0	.336
Apr 26	OKLAHOMA STATE	*of	5	2	3	1	0	1	0	0	0	1	0	0	0	0	0	0	0	0	.344
Totals		39gs	151	34	52	28	10	1	5	17	4	3	3	0	3	3	34	40	58	12	.344

On base pct. .414 • Slugging pct. .523

Arkansas Baseball  
Individual Game-by-Game for Arkansas (as of Apr 27, 2016)

#7 Darien Simms - 22 games (All games)

Date	Opponent	Pos	AB	R	H	RBI	2B	3B	HR	BB	SB	CS	HBP	SAC	SF	GDP	K	PO	A	E	Avg
Feb 19	CENTRAL MICHIGAN	of/pr	0	0	0	0	0	0	0	0	0	0	0	0	0	0	0	0	0	0	.000
Feb 20	CENTRAL MICHIGAN	pr	0	1	0	0	0	0	0	0	0	0	0	0	0	0	0	0	0	0	.000
Feb 21	CENTRAL MICHIGAN	pr	0	1	0	0	0	0	0	0	1	0	0	0	0	0	0	0	0	0	.000
Feb 23	MISS. VALLEY STATE	ph/of	2	0	2	1	0	0	0	0	0	0	0	0	0	0	0	1	0	0	1.000
Feb 24	MISS. VALLEY STATE	*of	4	3	1	0	0	0	0	1	0	0	0	1	0	0	0	0	0	0	.500
Feb 26	vs Rice	pr	0	1	0	0	0	0	0	0	0	0	0	0	0	0	0	0	0	0	.500
Feb 28	vs Texas Tech	ph/dh	1	0	0	0	0	0	0	0	0	0	0	1	0	0	0	0	0	0	.429
Mar 05	EASTERN ILLINOIS	pr	0	0	0	0	0	0	0	0	0	0	0	0	0	0	0	0	0	0	.429
Mar 06	EASTERN ILLINOIS	pr	0	1	0	0	0	0	0	0	0	0	0	0	0	0	0	0	0	0	.429
Mar 11	WESTERN ILLINOIS	pr	0	0	0	0	0	0	0	0	1	0	0	0	0	0	0	0	0	0	.429
Mar 15	GRAMBLING STATE	of	0	1	0	0	0	0	0	1	0	0	1	0	0	0	0	0	0	0	.429
Mar 16	GRAMBLING STATE	pr	0	1	0	0	0	0	0	0	1	0	0	0	0	0	0	0	0	0	.429
Mar 18	at South Carolina	ph/of	3	1	1	0	0	0	0	0	0	0	0	0	0	0	0	0	0	0	.400
Mar 20	at South Carolina	*dh	4	1	1	0	0	0	0	1	0	0	0	0	0	0	2	0	0	0	.357
Mar 25	AUBURN	*dh	4	0	0	0	0	0	0	0	0	0	0	0	0	0	1	0	0	0	.278
Mar 27	AUBURN	pr	0	0	0	0	0	0	0	0	0	0	0	0	0	0	0	0	0	0	.278
Apr 01	MISSOURI	ph	1	0	0	0	0	0	0	0	0	0	0	0	0	0	1	0	0	0	.263
Apr 03	MISSOURI	ph/of	1	0	0	1	0	0	0	0	0	0	0	0	0	0	0	1	0	0	.250
Apr 12	ULM	ph	1	0	1	1	0	0	0	0	0	0	0	0	0	0	0	0	0	0	.286
Apr 14	FLORIDA	*of	4	0	0	0	0	0	0	0	1	0	1	0	0	0	3	4	0	0	.240
Apr 19	CREIGHTON	pr	0	0	0	0	0	0	0	0	1	0	0	0	0	0	0	0	0	0	.240
Apr 26	OKLAHOMA STATE	pr	0	1	0	0	0	0	0	0	0	0	0	0	0	0	0	0	0	0	.240
<b>Totals</b>		<b>4gs</b>	<b>25</b>	<b>12</b>	<b>6</b>	<b>3</b>	<b>0</b>	<b>0</b>	<b>0</b>	<b>3</b>	<b>5</b>	<b>0</b>	<b>2</b>	<b>2</b>	<b>0</b>	<b>0</b>	<b>7</b>	<b>6</b>	<b>0</b>	<b>0</b>	<b>.240</b>

On base pct. .367 • Slugging pct. .240

#24 Chad Spanberger - 25 games (All games)

Date	Opponent	Pos	AB	R	H	RBI	2B	3B	HR	BB	SB	CS	HBP	SAC	SF	GDP	K	PO	A	E	Avg
Mar 02	LOUISIANA TECH	*dh	4	0	0	0	0	0	0	0	0	0	0	0	0	0	2	0	0	0	.000
Mar 04	EASTERN ILLINOIS	*of	4	0	0	0	0	0	0	0	0	0	0	0	0	0	2	2	0	0	.000
Mar 05	EASTERN ILLINOIS	ph	1	1	1	1	0	0	1	0	0	0	0	0	0	0	0	0	0	0	.111
Mar 06	EASTERN ILLINOIS	ph/dh	3	0	0	0	0	0	0	1	0	0	0	0	0	0	1	0	0	0	.083
Mar 09	GONZAGA	*of	5	0	1	0	1	0	0	0	0	0	0	0	0	0	2	1	0	0	.118
Mar 11	WESTERN ILLINOIS	ph	1	0	0	0	0	0	0	0	0	0	0	0	0	0	0	0	0	0	.111
Mar 12	WESTERN ILLINOIS	*of	5	2	2	4	1	0	1	0	0	0	0	0	0	0	1	2	0	0	.174
Mar 13	WESTERN ILLINOIS	*of	2	0	0	0	0	0	0	0	0	0	1	0	0	0	2	0	0	0	.160
Mar 15	GRAMBLING STATE	*dh	4	0	0	0	0	0	0	1	0	0	0	0	0	0	1	0	0	0	.138
Mar 19	at South Carolina	*of	2	1	1	0	0	0	0	1	0	0	1	0	0	0	1	1	0	0	.161
Mar 20	at South Carolina	*of	3	1	2	0	1	0	0	1	0	0	0	0	0	0	0	4	0	0	.206
Mar 25	AUBURN	*of	3	0	1	0	0	0	0	0	0	0	0	0	0	0	1	0	0	0	.216
Mar 26	AUBURN	*of	5	2	2	1	0	0	1	0	0	0	0	0	0	0	0	3	0	0	.238
Mar 27	AUBURN	*of	3	0	0	0	0	0	0	1	0	0	0	0	0	0	0	1	0	0	.222
Mar 29	at Oklahoma State	*of	3	0	0	0	0	0	0	0	0	0	0	1	0	0	3	1	0	0	.208
Apr 01	MISSOURI	of	1	0	0	0	0	0	0	0	0	0	0	0	0	0	1	1	0	0	.204
Apr 02	MISSOURI	*of	3	1	1	0	0	0	0	0	0	0	0	0	0	0	1	3	0	0	.212
Apr 12	ULM	*of	1	0	0	0	0	0	0	3	0	0	0	0	0	0	1	2	0	0	.208
Apr 14	FLORIDA	*of	5	1	2	1	0	0	1	0	0	0	0	0	0	0	1	0	0	0	.224
Apr 16	FLORIDA	*of	2	0	0	0	0	0	0	0	0	0	0	0	0	0	2	2	0	0	.217
Apr 19	CREIGHTON	*of	3	1	3	4	1	0	1	1	0	0	0	0	0	0	0	0	0	0	.254
Apr 22	at Kentucky	*of	4	1	1	1	0	0	1	0	0	0	0	0	0	0	1	1	0	0	.254
Apr 23	at Kentucky-1	*of	3	0	0	1	0	0	0	0	0	0	0	0	0	0	0	1	0	0	.243
Apr 23	at Kentucky-2	*of	2	0	0	0	0	0	0	0	0	0	0	0	0	0	1	2	0	0	.236
Apr 26	OKLAHOMA STATE	*of	4	0	0	0	0	0	0	1	0	0	0	0	0	0	1	1	0	0	.224
<b>Totals</b>		<b>21gs</b>	<b>76</b>	<b>11</b>	<b>17</b>	<b>13</b>	<b>4</b>	<b>0</b>	<b>6</b>	<b>10</b>	<b>0</b>	<b>0</b>	<b>2</b>	<b>1</b>	<b>0</b>	<b>0</b>	<b>25</b>	<b>28</b>	<b>0</b>	<b>0</b>	<b>.224</b>

On base pct. .330 • Slugging pct. .513

#25 Dominic Taccolini - 6 games (All games)

Date	Opponent	Pos	AB	R	H	RBI	2B	3B	HR	BB	SB	CS	HBP	SAC	SF	GDP	K	PO	A	E	Avg
Feb 19	CENTRAL MICHIGAN	*p	0	0	0	0	0	0	0	0	0	0	0	0	0	0	0	1	1	0	.000
Mar 04	EASTERN ILLINOIS	*p	0	0	0	0	0	0	0	0	0	0	0	0	0	0	0	1	1	0	.000
Mar 06	EASTERN ILLINOIS	*dh	0	0	0	0	0	0	0	0	0	0	0	0	0	0	0	0	0	0	.000
Mar 18	at South Carolina	*p	0	0	0	0	0	0	0	0	0	0	0	0	0	0	0	3	0	0	.000
Apr 14	FLORIDA	*p	0	0	0	0	0	0	0	0	0	0	0	0	0	0	0	1	0	0	.000
Apr 22	at Kentucky	*p	0	0	0	0	0	0	0	0	0	0	0	0	0	0	0	1	3	0	.000
<b>Totals</b>		<b>6gs</b>	<b>0</b>	<b>0</b>	<b>0</b>	<b>0</b>	<b>0</b>	<b>0</b>	<b>0</b>	<b>0</b>	<b>0</b>	<b>0</b>	<b>0</b>	<b>0</b>	<b>0</b>	<b>0</b>	<b>0</b>	<b>7</b>	<b>5</b>	<b>0</b>	<b>.000</b>

On base pct. .000 • Slugging pct. .000

Arkansas Baseball  
Individual Game-by-Game for Arkansas (as of Apr 27, 2016)

## #25 Dominic Taccolini - 11 appearances (All games)

Date	Opponent	GS	IP	H	R	ER	BB	SO	2B	3B	HR	WP	BK	HBP	IBB	Score	W-L	Sv	ERA	NP
Feb 19	CENTRAL MICHIGAN	*	7.0	1	1	1	1	3	0	0	0	0	0	1	0	6-1	1-0	0	1.29	79
Feb 26	vs Rice	*	6.0	5	2	2	1	6	0	0	0	0	0	0	0	5-2	2-0	0	2.08	85
Mar 04	EASTERN ILLINOIS	*	5.0	4	2	2	1	5	0	0	0	0	0	0	0	5-2	3-0	0	2.50	74
Mar 11	WESTERN ILLINOIS	*	7.0	2	1	1	2	9	0	0	0	0	0	0	0	3-2	3-0	0	2.16	109
Mar 18	at South Carolina	*	6.0	12	8	8	1	2	2	1	0	0	0	2	0	6-10	3-1	0	4.06	113
Mar 25	AUBURN	*	2.0	6	2	2	3	3	1	0	0	0	0	1	0	3-2	3-1	0	4.36	65
Apr 01	MISSOURI	*	1.0	4	3	2	1	0	2	0	0	0	0	0	0	7-6	3-1	0	4.76	35
Apr 06	at Memphis		1.1	2	2	2	1	3	1	0	0	0	0	0	0	12-4	3-1	0	5.09	30
Apr 10	at Ole Miss		3.2	4	3	3	1	4	0	0	1	0	0	1	0	7-8	3-1	0	5.31	65
Apr 14	FLORIDA	*	3.0	1	3	3	3	2	0	0	0	1	0	0	0	8-12	3-2	0	5.57	54
Apr 22	at Kentucky	*	10.0	5	0	0	0	10	0	0	0	0	0	0	0	1-0	4-2	0	4.50	125
Totals		9	52.0	46	27	26	15	47	6	1	1	1	0	5	0	63-49	4-2	0	4.50	-

## #28 James Teague - 5 games (All games)

Date	Opponent	Pos	AB	R	H	RBI	2B	3B	HR	BB	SB	CS	HBP	SAC	SF	GDP	K	PO	A	E	Avg
Feb 23	MISS. VALLEY STATE	p	0	0	0	0	0	0	0	0	0	0	0	0	0	0	0	0	2	0	.000
Mar 02	LOUISIANA TECH	p	0	0	0	0	0	0	0	0	0	0	0	0	0	0	0	0	1	0	.000
Mar 15	GRAMBLING STATE	p	0	0	0	0	0	0	0	0	0	0	0	0	0	0	0	0	1	0	.000
Mar 19	at South Carolina	p	0	0	0	0	0	0	0	0	0	0	0	0	0	0	0	0	1	0	.000
Apr 15	FLORIDA	p	0	0	0	0	0	0	0	0	0	0	0	0	0	0	0	0	0	1	.000
Totals		ogs	0	0	0	0	0	0	0	0	0	0	0	0	0	0	0	1	4	1	.000

On base pct. .000 • Slugging pct. .000

## #28 James Teague - 13 appearances (All games)

Date	Opponent	GS	IP	H	R	ER	BB	SO	2B	3B	HR	WP	BK	HBP	IBB	Score	W-L	Sv	ERA	NP
Feb 23	MISS. VALLEY STATE		1.0	0	0	0	0	3	0	0	0	1	0	0	0	21-4	0-0	0	0.00	15
Feb 27	vs Houston		2.0	1	0	0	1	4	1	0	0	0	0	0	0	12-3	1-0	0	0.00	38
Mar 02	LOUISIANA TECH		2.1	1	1	1	1	3	1	0	0	1	0	0	0	2-3	1-1	0	1.69	39
Mar 06	EASTERN ILLINOIS		2.0	0	0	0	1	2	0	0	0	0	0	0	0	3-2	2-1	0	1.23	26
Mar 15	GRAMBLING STATE		1.0	1	0	0	0	0	0	0	0	0	0	0	0	14-4	2-1	0	1.08	5
Mar 19	at South Carolina		3.1	4	4	4	1	3	0	0	1	0	0	1	0	2-6	2-2	0	3.86	56
Mar 25	AUBURN		2.2	2	0	0	4	1	0	0	0	0	0	1	0	3-2	2-2	0	3.14	49
Mar 29	at Oklahoma State		1.0	0	0	0	1	1	0	0	0	0	0	0	0	4-5	2-2	0	2.93	14
Apr 02	MISSOURI		2.0	1	1	1	2	3	0	1	0	0	0	0	0	5-8	2-2	0	3.12	39
Apr 08	at Ole Miss	*	3.0	8	7	7	2	3	3	0	0	0	0	0	0	3-7	2-3	0	5.75	51
Apr 12	ULM		1.0	2	1	0	0	1	0	0	0	1	0	0	0	3-1	2-3	0	5.48	23
Apr 15	FLORIDA		1.1	5	5	4	2	1	1	0	0	0	0	0	0	2-9	2-3	0	6.75	47
Apr 26	OKLAHOMA STATE		1.1	2	1	1	0	3	1	0	0	0	0	0	0	7-6	3-3	0	6.75	27
Totals		1	24.0	27	20	18	15	28	7	1	1	3	0	2	0	81-60	3-3	0	6.75	-

## #14 Doug Willey - 5 games (All games)

Date	Opponent	Pos	AB	R	H	RBI	2B	3B	HR	BB	SB	CS	HBP	SAC	SF	GDP	K	PO	A	E	Avg
Feb 24	MISS. VALLEY STATE	p	0	0	0	0	0	0	0	0	0	0	0	0	0	0	0	1	0	0	.000
Feb 27	vs Houston	p	0	0	0	0	0	0	0	0	0	0	0	0	0	0	0	1	0	0	.000
Apr 01	MISSOURI	p	0	0	0	0	0	0	0	0	0	0	0	0	0	0	0	1	0	0	.000
Apr 12	ULM	p	0	0	0	0	0	0	0	0	0	0	0	0	0	0	0	1	0	0	.000
Apr 19	CREIGHTON	p	0	0	0	0	0	0	0	0	0	0	0	0	0	0	0	0	1	0	.000
Totals		ogs	0	0	0	0	0	0	0	0	0	0	0	0	0	0	0	4	1	0	.000

On base pct. .000 • Slugging pct. .000

Arkansas Baseball  
Individual Game-by-Game for Arkansas (as of Apr 27, 2016)

#14 Doug Willey - 20 appearances (All games)

Date	Opponent	GS	IP	H	R	ER	BB	SO	2B	3B	HR	WP	BK	HBP	IBB	Score	W-L	Sv	ERA	NP
Feb 19	CENTRAL MICHIGAN		0.2	0	0	0	0	2	0	0	0	0	0	0	0	6-1	0-0	0	0.00	11
Feb 24	MISS. VALLEY STATE		1.0	0	0	0	0	2	0	0	0	0	0	0	0	20-0	0-0	0	0.00	11
Feb 27	vs Houston		1.1	0	0	0	1	1	0	0	0	0	0	0	0	12-3	0-0	0	0.00	22
Feb 28	vs Texas Tech		1.1	1	0	0	0	2	0	0	0	0	0	0	0	10-6	0-0	0	0.00	27
Mar 05	EASTERN ILLINOIS		0.2	0	0	0	0	0	0	0	0	0	0	0	0	8-10	0-0	0	0.00	1
Mar 09	GONZAGA		0.1	2	0	0	0	0	0	0	0	0	0	0	0	10-15	0-0	0	0.00	13
Mar 12	WESTERN ILLINOIS		1.0	1	0	0	0	0	1	0	0	0	0	0	0	9-3	0-0	0	0.00	16
Mar 13	WESTERN ILLINOIS		0.2	1	0	0	1	0	0	0	0	0	0	0	0	3-0	0-0	0	0.00	23
Mar 16	GRAMBLING STATE		1.0	0	0	0	0	2	0	0	0	0	0	0	0	3-2	0-0	1	0.00	10
Mar 19	at South Carolina		0.1	1	0	0	0	0	0	0	0	0	0	0	0	2-6	0-0	1	0.00	2
Mar 27	AUBURN		2.2	3	0	0	0	3	0	0	0	0	0	0	0	3-1	0-0	1	0.00	38
Mar 29	at Oklahoma State		1.2	2	1	0	0	1	0	0	0	0	0	0	0	4-5	0-1	1	0.00	24
Apr 01	MISSOURI		3.0	1	0	0	0	3	0	0	0	0	0	0	0	7-6	1-1	1	0.00	34
Apr 09	at Ole Miss		0.1	4	4	4	0	1	2	0	0	0	0	0	0	9-14	1-1	1	2.25	15
Apr 10	at Ole Miss		1.0	1	0	0	0	2	0	0	0	0	0	0	0	7-8	1-1	1	2.12	17
Apr 12	ULM		1.0	0	0	0	0	0	0	0	0	0	0	0	0	3-1	1-1	2	2.00	8
Apr 16	FLORIDA		1.2	4	2	2	0	2	0	0	1	0	0	2	0	2-8	1-1	2	2.75	40
Apr 19	CREIGHTON		1.1	1	0	0	0	1	0	0	0	0	0	0	0	6-2	1-1	3	2.57	13
Apr 23	at Kentucky-2		0.1	1	2	2	1	1	0	0	0	0	0	0	0	4-5	1-2	3	3.38	13
Apr 26	OKLAHOMA STATE		0.2	1	0	0	0	1	1	0	0	0	0	0	0	7-6	1-2	3	3.27	10
Totals		0	22.0	24	9	8	3	24	4	0	1	0	0	2	0	135-102	1-2	3	3.27	-



## 2016 Schedule/Results

	Opponent	Score	WP	LP	SV	Attend	Time
<b>FEBRUARY</b>							
19	Central Michigan	W, 6-1	Taccolini (1-0)	Renzi (0-1)	None	9620	2:43
20	Central Michigan	W, 4-3	Knight (1-0)	Deeg (0-1)	Jackson (1)	11341	2:58
21	Central Michigan	W, 9-4	Dahl (1-0)	Gamble (0-1)	None	7531	3:06
23	Mississippi Valley St.	W, 21-4	Campbell (1-0)	Hodges (0-2)	None	6328	2:43
24	Mississippi Valley St.	W, 20-0	Rogers (1-0)	Arrington (0-1)	None	6513	2:32
26	vs. No. 24 Rice	W, 5-2	Taccolini (2-0)	Duplantier (0-1)	Jackson (2)	5335	2:42
27	vs. No. 9 Houston	W, 12-3	Teague (1-0)	King (1-1)	None	7881	3:27
28	vs. No. 23 Texas Tech	W, 10-6	Chadwick (1-0)	Howard (1-1)	None	5675	4:05
<b>MARCH</b>							
2	Louisiana Tech	L, 3-2	Clancy (3-0)	Teague (1-1)	Atkins (1)	6855	2:36
4	Eastern Illinois	W, 5-2	Taccolini (3-0)	Wivinis (0-3)	Jackson (3)	7957	2:55
5	Eastern Illinois	L, 10-8 (12)	Euler (1-0)	Jackson (0-1)	Allen (1)	10422	4:19
6	Eastern Illinois	W, 3-2	Teague (2-1)	Euler (1-1)	None	7649	2:30
8	Gonzaga			CANCELLED			
9	Gonzaga	L, 15-10	Hellinger (1-1)	Dahl (1-1)	Vernia (1)	6483	4:02
11	Western Illinois	W, 3-2 (10)	Jackson (1-0)	Pannell (0-1)	None	6,639	3:11
12	Western Illinois	W, 9-3	Knight (2-0)	Mortillaro (0-3)	None	8655	3:14
13	Western Illinois	W, 3-0	Loseke (1-0)	Koch (0-2)	Rodriguez (1)	6927	2:41
15	Grambling State	W, 14-4	Campbell (2-0)	Hoover (1-1)	None	7489	2:49
16	Grambling State	W, 3-2	Alberius (1-0)	Raiburn (0-4)	Willey (1)	6833	2:34
18	at No. 12 South Carolina*	L, 10-6	Schmidt (5-0)	Taccolini (3-1)	None	7511	2:48
19	at No. 12 South Carolina	L, 6-2	Webb (4-1)	Teague (2-2)	Johnson (1)	7258	2:43
20	at No. 12 South Carolina*	L, 8-6	Reagan (1-0)	Jackson (1-2)	None	6867	3:02
25	Auburn*	W, 3-2	Alberius (2-0)	Klobosits (1-2)	None	6429	3:08
26	Auburn*	W, 14-7	McKinney (1-0)	Mize (1-2)	None	9303	3:42
27	Auburn*	W, 3-1	Jackson (2-2)	Yarbrough (2-1)	None	6675	3:10
29	at No. 16 Oklahoma State	L, 5-4	Reed (3-1)	Willey (0-1)	Buffett (4)	2418	3:32
<b>APRIL</b>							
1	Missouri*	W, 7-6	Willey (1-1)	McClain (3-1)	Jackson (4)	9012	3:11
2	Missouri*	L, 8-5	Houck (3-2)	McKinney (1-1)	Tribby (1)	9866	3:26
3	Missouri*	L, 10-1	Plassmeyer (2-2)	Loseke (1-1)	Sharp (4)	8088	3:08
6	vs. Memphis	W, 12-4	Hart (1-0)	Bowlan (1-3)	None	2824	3:22
8	at No. 14 Ole Miss*	L, 7-3	Bramlett (5-2)	Teague (2-3)	None	9051	3:01
9	at No. 14 Ole Miss*	L, 14-9	Parkinson (1-0)	Jackson (2-3)	None	9747	3:47
10	at No. 14 Ole Miss*	L, 8-7	Pagnozzi (5-1)	Loseke (1-2)	Stokes (4)	8060	3:52
12	vs. Louisiana Monroe	W, 3-1	Alberius (3-0)	Herrera (1-2)	Willey (2)	7327	2:50
14	No. 2 Florida*	L, 12-8	Puk (2-2)	Taccolini (3-2)	Anderson (3)	8348	3:57
15	No. 2 Florida*	L, 9-2	Shore (7-0)	McKinney (1-2)	None	9219	3:26
16	No. 2 Florida*	L, 8-2	Faedo (7-1)	Jackson (2-4)	None	9371	3:49
19	No. 25 Creighton	W, 6-2	Campbell (3-0)	Stroschien (0-1)	Willey (3)	6729	3:03
21	at No. 12 Kentucky*	W, 1-0	Taccolini (4-2)	Brown (2-7)	None	2508	3:00
23	at No. 12 Kentucky*	W, 2-0	Jackson (3-4)	Beggs (7-1)	None		1:54
23	at No. 12 Kentucky*	L, 5-4	Hjelle (3-0)	Willey (1-2)	None	2319	2:42
26	#18 Oklahoma State	W, 7-6	Teague (3-3)	Cowan (0-1)	Knight (1)	7164	3:58
29	Texas A&M*	--	Baum Stadium	--	SECN+	--	6:34 p.m.
30	Texas A&M*	--	Baum Stadium	--	ESPN2	--	2:00 p.m.
<b>MAY</b>							
1	Texas A&M*	--	Baum Stadium	--	ESPNU	--	1:00 p.m.
3	at Missouri State	--	Baum Stadium	--	CST	--	6:35 p.m.
6	at LSU*	--	Baton Rouge, La.	--	SECN+	--	7:00 p.m.
7	at LSU*	--	Baton Rouge, La.	--	SECN+	--	6:30 p.m.
8	at LSU*	--	Baton Rouge, La.	--	SECN+	--	1:00 p.m.
13	Alabama*	--	Baum Stadium	--	SECN+	--	6:34 p.m.
14	Alabama*	--	Baum Stadium	--	SECN+	--	6:04 p.m.
15	Alabama*	--	Baum Stadium	--	SECN+	--	1:04 p.m.
17	Missouri State	--	Baum Stadium	--	SECN+	--	6:34 p.m.
19	at Mississippi State*	--	Starkville, Miss.	--	SECN+	--	6:30 p.m.
20	at Mississippi State*	--	Starkville, Miss.	--	SECN+	--	6:30 p.m.
21	at Mississippi State*	--	Starkville, Miss.	--	SEC Network	--	5:00 p.m.