



# ARKANSAS® // 2016 GAME NOTES

**28 NCAA TOURNAMENT APPEARANCES | 14 STRAIGHT NCAA APPEARANCES**  
**8 COLLEGE WORLD SERIES APPEARANCES | 2 SEC WEST TITLES**

## 2016 Schedule/Results

Overall: 26-22 | SEC: 7-17 | H: 20-10 | A: 3-12 | N: 3-0

Feb. 19	CENT. MICHIGAN	W, 6-1
Feb. 20	CENT. MICHIGAN	W, 4-3
Feb. 21	CENT. MICHIGAN	W, 9-4 (8)
Feb. 23	MS VALLEY STATE	W, 21-4
Feb. 24	MS VALLEY STATE	W, 20-0
Feb. 26	#24 Rice^	W, 5-2
Feb. 27	#9 Houston^	W, 12-3
Feb. 28	#23 Texas Tech^	W, 10-6
March 2	LOUISIANA TECH	L, 3-2
March 4	EASTERN ILLINOIS	W, 5-2
March 5	EASTERN ILLINOIS	L, 10-8 (12)
March 6	EASTERN ILLINOIS	W, 3-2
March 8	GONZAGA	Cancelled
March 9	GONZAGA	L, 15-10
March 11	WESTERN ILLINOIS	W, 3-2 (10)
March 12	WESTERN ILLINOIS	W, 9-3
March 13	WESTERN ILLINOIS	W, 3-0
March 15	GRAMBLING	W, 14-4
March 16	GRAMBLING	W, 3-2
March 18	at #12 South Carolina*	L, 10-6
March 19	at #12 South Carolina*	L, 6-2
March 20	at #12 South Carolina*	L, 8-6
March 25	AUBURN*	W, 3-2
March 26	AUBURN*	W, 14-7
March 27	AUBURN*	W, 3-1
March 29	at #16 Oklahoma St.	L, 5-4
April 1	MISSOURI*	W, 7-6
April 2	MISSOURI*	L, 8-5
April 3	MISSOURI*	L, 10-1
April 6	at Memphis!	W, 12-4
April 8	at #14 Ole Miss*	L, 7-3
April 9	at #14 Ole Miss*	L, 14-9
April 10	at #14 Ole Miss*	L, 8-7
April 12	vs. ULM#	W, 3-1
April 14	#2 FLORIDA*	L, 12-8
April 15	#2 FLORIDA*	L, 9-2
April 16	#2 FLORIDA*	L, 8-2
April 19	#25 CREIGHTON	W, 6-2
April 22	at #12 Kentucky*	W, 1-0 (10)
April 23	at #12 Kentucky*	W, 2-0
April 23	at #12 Kentucky*	L, 5-4
April 26	#18 OKLAHOMA ST.	W, 7-6
April 30	#2 TEXAS A&M*	W, 9-5
April 30	#2 TEXAS A&M*	L, 11-8 (11)
May 1	#2 TEXAS A&M*	L, 6-2
May 3	at Missouri St.	L, 14-6
May 6	at #13 LSU*	L, 5-4
May 7	at #13 LSU*	L, 10-9 (10)
May 8	at #13 LSU*	L, 7-1
May 13	ALABAMA*	6:30 p.m.
May 14	ALABAMA*	6:00 p.m.
May 15	ALABAMA*	1:00 p.m.
May 17	MISSOURI ST.	6:35 p.m.
May 19	at Miss. State*	6:30 p.m.
May 20	at Miss. State*	6:30 p.m.
May 21	at Miss. State*	5 p.m.
May 24-29	SEC Tournament	
June 3-6	NCAA Regionals	
June 10-13	NCAA Super Regionals	
June 17-29	College World Series	

^ - Houston College Classic  
 # - Played at Dickey-Stephens Park (NLR)  
 ! - Played at AutoZone Park (Memphis, Tenn.)

Friday - Sunday, May 13 - 15 • Fayetteville, Ark.  
 Arkansas (26-22, 7-17 SEC) vs. Alabama (27-21, 12-12 SEC)  
 Game 49 - 51 • Baum Stadium (10,373)

**@RAZORBACKBSB**

MAY 13		1st Pitch: 6:30p	Probable Pitchers	W-L	APP	GS	ERA	IP	SO	BB
<b>FRI</b>	TV: SEC Network+		UA - RHP Geoffrey Bramblett	4-3	12	12	2.69	73.2	64	25
	Radio: RSN/IMG		ARK - RHP Dominic Taccolini	5-3	13	11	5.00	63.0	54	20

MAY 14		1st Pitch: 6:00p	Probable Pitchers	W-L	APP	GS	ERA	IP	SO	BB
<b>SAT</b>	TV: SEC Network+		UA - RHP Jake Walters	4-3	12	12	1.98	68.1	67	26
	Radio: RSN/IMG		ARK - RHP Keaton McKinney	1-4	12	11	6.06	49.0	28	29

MAY 15		1st Pitch: 1:00p	Probable Pitchers	W-L	APP	GS	ERA	IP	SO	BB
<b>SUN</b>	TV: SEC Network+		UA - RHP Nick Eicholtz	3-3	10	10	2.33	54.0	31	17
	Radio: RSN/IMG		ARK - TBA	--	--	--	--	--	--	--

## LEADING OFF --

Arkansas closes out the home portion of its SEC schedule this weekend as it hosts division rival Alabama for a three game series starting on Friday. All three games are scheduled to be broadcast online on SEC Network+.

The Hogs will be looking to snap a season-long six-game losing streak when the Crimson Tide come to town. Arkansas was swept by No. 13 LSU last weekend and dropped its midweek with Missouri State and last two against No. 2 Texas A&M.

This weekend will be the final conference series at Baum Stadium for five Razorback seniors: Michael Bernal, Rick Nomura, Tucker Pennell, Cullen Gassaway and Doug Willey. Those seniors will be honored prior to Saturday's game.

Arkansas is 20-10 in games played at Baum Stadium this season with a recent win over No. 2 Texas A&M. The Razorbacks have won 3 of their last 5 on home turf and have won 20 games or more at home for 10-straight seasons.

Sophomore Carson Shaddy continues to lead the Razorback offense with a .352 average. Shaddy is the only Razorback with 60 or more hits this season as he has 64 to go along with 39 runs, 8 home runs and 34 RBIs. Over the last week, Shaddy extended his hitting streak to 11 games before having it snapped on Sunday

### Number Watch

**45** Home runs hit by Arkansas this season, good for second-most in the SEC. (Top-25 in nation)

against LSU; During that 11-game stretch, Shaddy had been hitting .426 with 10 runs scored, 8 RBIs and 3 home runs.

Senior Rick Nomura leads all Hog batters in conference play with a .319 average, including a team-leading 10 doubles and 15 runs scored. Nomura is coming off a very good series against LSU where he went 5 for 10 (.500) at the plate in the final two games of the series with 2 doubles and 2 runs scored. Nomura tallied his fourth 3-hit game of the year Saturday against the Tigers, two of the hits being doubles. It was his second two double game of the season, the last coming in game one of a double-header with No. 2 Texas A&M last week

Arkansas will send junior Dominic Taccolini to the mound for Friday's series opener and follow with Keaton McKinney on Saturday. Sunday's starter is still to be announced for the Hogs.

Friday's start will be the 12th of the year for Taccolini. All of the previous 11 starts have been in Friday series openers. Taccolini leads all Razorback pitchers with 5 wins and 63 innings pitched. His 54 strikeouts are second-best to Zach Jackson and has only walked 20 batters all seasons.

**25** Number of stolen bases caught by catcher Tucker Pennell, which leads the SEC.

Team Comparison (2016 Stats)	Hitting										Pitching							
	Avg.	Runs	Hits	2B	3B	HR	RBI	HBP	K's	SB-Att	ERA	IP	Hits	Runs	ER	BB	K's	B/Avg.
Arkansas	.283	303	464	84	12	45	268	35	342	37-49	4.84	424.0	436	263	228	203	401	.271
Alabama	.250	200	394	77	6	18	180	45	367	35-49	3.34	425.1	390	191	158	153	377	.245

Head Coach Dave Van Horn



**PERSONAL**

Born: Sept. 17, 1960  
 Hometown: Kansas City, Mo.  
 Alma Mater: Arkansas (1988)  
 Masters of Science: East Texas State Univ. (1992)  
 Wife: Karen  
 Children: Hollan, Mariel  
 Named Head Coach at Arkansas: June 21, 2002

**PLAYING HISTORY**

1982-1984 Atlanta Braves Organization  
 1982 MLB Draft: 10th Rd (Braves)  
 1982 Arkansas  
 1980-1981 McLennan (Texas) CC

**COACHING HONORS**

2004 SEC Coach of the Year  
 2001 Baseball America National Coach of the Year  
 2001 BIG 12 Coach of the Year  
 2001 ABCA Midwest Region Coach of the Year  
 2000 ABCA Midwest Region Coach of the Year  
 1997 Southland Coach of the Year  
 1995 Southland Coach of the Year  
 1994 NCAA Division II Coach of the Year  
 1994 ABCA Central Region Coach of the Year

**HALL OF FAME**

2013 Inducted into Winnetonka HS HOF  
 2012 Inducted into Ban Johnson League HOF  
 2001 Inducted into Central Missouri State HOF

Now entering his 14th season at the helm of the Arkansas baseball program in 2015-16, head coach Dave Van Horn continues to elevate the Razorbacks to one of the nation's premier teams year in and year out. Over his first 13 seasons, Van Horn has led Arkansas to four College World Series appearances, 13 NCAA Tournament berths, one Southeastern Conference overall title, three SEC Western Division championships and a total of 524 wins, averaging more than 40 wins a season.

The Razorbacks defied all the odds in 2015, rebounding from a 15-15 record on April 4 to win 18 of their final 25 regular season games and surge into postseason play. After going 2-2 in the SEC Tournament, Arkansas became one of five teams in the country to advance to 14 consecutive NCAA Tournaments, claiming the No. 2 seed in the Stillwater Regional hosted by Oklahoma State.

In what is likely Van Horn's best coaching job in his 27-year career, the Razorbacks went 3-0 in the Stillwater Regional and came back home to host the second Super Regional in program history, knocking off Missouri State in three games for the most improbable College World Series appearance in Arkansas' storied history. Van Horn made his sixth trip to Omaha, including his fourth as the Razorback skipper. He currently has more College World Series appearances than any head coach in the SEC.

During the run to Omaha, sophomore outfielder Andrew Benintendi put together arguably the finest season in Razorback history. Benintendi became the first Arkansas player to win the Golden Spikes Award, given annually to the nation's best amateur player. He also won the Dick Howser Trophy and was named Baseball America Player of the Year and Collegiate Baseball Player of the Year as the nation's best collegiate player.

DVH AGAINST 2016 OPPONENTS				
	W/L	Home	Away	Neutral
Alabama	25-19	14-4	9-12	2-3
Auburn	21-18	9-9	12-9	--
Central Michigan	--	--	--	--
Creighton	3-0	2-0	1-0	--
Eastern Illinois	24-1	24-1	--	--
Florida	21-15	10-2	8-10	3-3
Gonzaga	2-3	2-2	--	0-1
Grambling State	3-0	3-0	--	--
Houston	0-1	--	--	0-1
Kentucky	17-10	10-5	7-5	--
Louisiana Monroe	--	--	--	--
Louisiana State (LSU)	16-31	8-13	7-11	1-7
Louisiana Tech	14-2	6-0	5-2	3-0
Memphis	4-1	--	2-0	2-1
Mississippi State	21-20	10-11	10-8	1-1
Mississippi Valley State	8-0	6-0	--	2-0
Missouri	6-0	3-0	3-0	0-0
Missouri State	15-5	9-4	6-1	--
Oklahoma State	4-3	1-3	2-0	1-0
Ole Miss	20-27	8-13	8-10	4-4
Rice	1-0	--	1-0	--
South Carolina	20-15	8-7	9-5	3-3
Texas A&M	8-6	4-2	3-4	1-0
Texas Tech	1-0	--	--	1-0
Western Illinois	4-1	4-1	--	--

**VAN HORN'S CAREER NUMBERS**

Year	School	Record	Pct.	Conf.	Place	Tourn.	NCAA
1989	Texarkana CC	39-18	.684	NA	NA	NA	--
1990	Texarkana CC	44-14	.759	NA	NA	NA	--
1991	Texarkana CC	45-12	.789	NA	NA	NA	--
1992	Texarkana CC	48-10	.827	NA	1st	NA	--
1993	Texarkana CC	38-18	.678	NA	NA	NA	--
Totals		214-72	.748	--	--	--	--
-----							
1994	Central Missouri State	51-11	.823	15-1	1st (Div.)	1st (4-1)	NCAA DII Champs
Totals		51-11	.823	15-1	--	1 (4-1)	--
-----							
1995	Northwestern State	37-15	.711	19-5	1st	DNP (0-2)	--
1996	Northwestern State	34-27	.557	14-16	2nd (Div.)	2nd (3-2)	--
1997	Northwestern State	35-23	.603	19-9	1st	DNP (0-2)	--
Totals		106-65	.620	52-30	--	3 (3-6)	--
-----							
1998	Nebraska	24-20	.545	10-13	7th	DNQ	DNQ
1999	Nebraska	42-18	.700	16-9	5th	1st (4-0)	NCAA (1-2)
2000	Nebraska	51-17	.750	21-9	2nd	1st (5-1)	NCAA (4-2)
2001	Nebraska	50-16	.758	20-8	1st	1st (4-0)	CWS (5-2)
2002	Nebraska	47-21	.691	16-11	2nd	2nd (3-1)	CWS (5-3)
Totals		214-92	.699	67-39	--	4 (16-2)	4 (15-9)
-----							
2003	Arkansas	35-22	.612	14-16	6th West	T-7th (0-2)	NCAA (1-2)
2004	Arkansas	45-24	.652	19-11	T-1st Overall	4th (2-2)	CWS (6-3)
2005	Arkansas	39-22	.636	13-17	T-5th West	T-7th (0-2)	NCAA (2-2)
2006	Arkansas	39-21	.650	18-12	2nd West	T-7th (0-2)	NCAA (1-2)
2007	Arkansas	43-21	.672	18-12	1st West	2nd (3-1)	NCAA (2-2)
2008	Arkansas	34-24	.586	14-15	4th West	DNQ	NCAA (0-2)
2009	Arkansas	41-24	.631	14-15	4th West	4th (2-2)	CWS (7-2)
2010	Arkansas	43-21	.672	18-12	2nd West	T-7th (0-2)	NCAA (3-3)
2011	Arkansas	40-22	.645	15-15	1st West	T-3rd (2-2)	NCAA (2-2)
2012	Arkansas	46-22	.676	16-14	T-2nd West	T-9th (0-2)	CWS (7-3)
2013	Arkansas	39-22	.639	18-11	2nd West	T-3rd (2-1)	NCAA (2-2)
2014	Arkansas	40-25	.615	16-14	4th West	T-3rd (3-2)	NCAA (2-2)
2015	Arkansas	40-25	.615	17-12	3rd West	T-5th (2-2)	CWS (5-3)
2016	Arkansas	26-22	.542	7-17			
Totals		552-318	.637	222-195	--	13 (16-22)	13 (40-28)
<b>Career Totals</b>		<b>1,133-551</b>	<b>.673</b>	<b>353-258</b>	<b>--</b>		<b>39-31 (.557)</b> <b>55-37 (.595)</b>



**1**  
RICK NOMURA  
Sr. • 5-9 • 170 • S/R  
INF • Waipahu, Hawaii




**3**  
MICHAEL BERNAL  
R-Sr. • 5-11 • 190 • R/R  
INF • El Paso, Texas



**5**  
CODY SCROGGINS  
Fr. • 6-0 • 175 • R/R  
INF • Bentonville,




**7**  
DARIEN SIMMS  
R-Fr. • 5-7 • 155 • L/L  
OF • Spring, Texas




**8**  
ERIC COLE  
Fr. • 5-11 • 180 • S/R  
OF • Southlake, Texas



**9**  
CLARK EAGAN  
Jr. • 6-1 • 190 • L/R  
INF/OF • Appleton, Wis.




**10**  
JOSH ALBERIUS  
R-Jr. • 5-11 • 170 • R/R  
INF/RHP • Little Rock, Ark.




**11**  
KEATON MCKINNEY  
So. • 6-5 • 230 • R/R  
RHP • Ankeny, Iowa




**13**  
TY HARRIS  
Fr. • 6-1 • 180 • L/L  
LHP • Rogers, Ark.




**14**  
DOUG WILLEY  
Sr. • 6-2 • 220 • R/R  
RHP • Shelburne, N.H.




**15**  
JAKE ARLEDGE  
Jr. • 5-9 • 180 • R/R  
OF • Huntington Beach, Calif.




**16**  
BLAINE KNIGHT  
Fr. • 6-3 • 165 • R/R  
RHP • Bryant, Ark.




**17**  
LUKE BONFIELD  
So. • 6-2 • 185 • R/R  
OF • Skillman, N.J.



**18**  
ANTHONY DAHL  
Fr. • 6-4 • 195 • R/R  
RHP • Angleton, Texas




**19**  
AUSTIN CATRON  
Jr. • 6-1 • 200 • S/R  
OF/1B • Stilwell, Okla.




**20**  
CARSON SHADDY  
R-So. • 5-10 • 170 • R/R  
C/INF/OF • Fayetteville, Ark.



**21**  
KACEY MURPHY  
Fr. • 6-0 • 190 • L/L  
LHP • Rogers, Ark.




**24**  
CHAD SPANBERGER  
So. • 6-2 • 220 • L/R  
C/INF/OF • Granite City, Ill.




**25**  
DOMINIC TACCOLINI  
Jr. • 6-3 • 230 • R/R  
RHP • Sugar Land, Texas



**26**  
JACK BENNINGHOFF  
R-Fr. • 5-11 • 190 • R/R  
OF • Overland Park, Kan.




**27**  
TUCKER PENNELL  
Sr. • 6-2 • 200 • R/R  
C • Georgetown, Texas



**28**  
JAMES TEAGUE  
Jr. • 6-0 • 185 • R/R  
RHP • Bartlesville, Okla.



**29**  
CULLEN GASSAWAY  
Jr. • 6-2 • 215 • R/R  
INF • Bedford, Texas




**30**  
HUNTER HART  
R-So. • 6-0 • 185 • R/R  
RHP • St. Joseph, Ill.




**32**  
ZACH JACKSON  
Jr. • 6-3 • 195 • R/R  
RHP • Berryhill, Okla.




**33**  
GRANT KOCH  
Fr. • 6-0 • 195 • R/R  
C/OF • Fayetteville, Ark.




**34**  
JAKE REINDL  
Fr. • 6-1 • 185 • R/R  
RHP • Fayetteville, Ark.



**36**  
CANNON CHADWICK  
Jr. • 6-0 • 210 • R/R  
RHP • Paris, Texas




**37**  
WESTON ROGERS  
Fr. • 6-4 • 215 • L/L  
LHP • Springdale, Ark.




**38**  
JORDAN RODRIGUEZ  
Jr. • 5-11 • 190 • L/L  
LHP • Houston, Texas



**44**  
ALEX GOSSER  
Jr. • 6-0 • 215 • L/R  
C • N. Little Rock, Ark.



**45**  
KEVIN KOPPS  
Fr. • 6-0 • 195 • R/R  
RHP • Sugar Land, Texas



**46**  
BARRETT LOSEKE  
Fr. • 6-0 • 155 • R/R  
RHP • Tulsa, Okla.



**47**  
MICHAEL BRAWNER  
Fr. • 6-3 • 185 • L/L  
LHP • Victoria, Texas



**55**  
ISAIAH CAMPBELL  
Fr. • 6-4 • 230 • R/R  
RHP • Olathe, Kan.



**2**  
DAVE VAN HORN  
Head Coach  
14th Season



**22**  
TONY VITELLO  
Assistant Coach  
3rd Season



**31**  
DAVE JORN  
Assistant Coach  
20th Season



**35**  
CHRISTIAN KOWALCHUK  
Volunteer Assistant  
2nd Season



**6**  
MAX HOGAN  
Student Assistant  
1st Season



**6**  
CLAY GOODWIN  
Dir. of Operations  
9th Season

**CAREER HITTING STREAKS**

Player	Current Streak	Season High	Career High
Michael Bernal	1	6	14
Carson Shaddy	-	11	11
Clark Eagan	-	9	9
Luke Bonfield	1	8	8
Rick Nomura	2	7	7
Cullen Gassaway	1	7	7
Tucker Pennell	-	5	5
Jake Arledge	2	5	5
Chad Spanberger	1	4	4
Alex Gosser	2	2	4
Eric Cole	4	4	4
Austin Catron	1	4	4
Darien Simms	-	2	2
Grant Koch	-	2	2

**CAREER MULTI-HIT GAMES**

Player	2013	2014	2015	2016	Total
Clark Eagan	--	11	18	19	48
Michael Bernal	--	12	10	15	37
Rick Nomura	--	--	16	13	29
Carson Shaddy	--	--	5	20	25
Cullen Gassaway	--	--	6	8	14
Luke Bonfield	--	--	--	14	14
Chad Spanberger	--	--	6	6	12
Tucker Pennell	--	--	1	6	7
Austin Catron	--	--	--	7	7
Eric Cole	--	--	--	7	7
Jake Arledge	--	--	--	5	5
Alex Gosser	--	2	2	--	4
Grant Koch	--	--	--	5	5
Cody Scroggins	--	--	--	2	2
Darien Simms	--	--	--	1	1

**CAREER TWO-OUT RBI**

Player	2013	2014	2015	2016	Total
Michael Bernal	--	7	8	21	36
Clark Eagan	--	3	8	13	24
Carson Shaddy	--	--	8	10	18
Chad Spanberger	--	--	11	4	15
Rick Nomura	--	--	5	7	12
Tucker Pennell	--	--	3	7	10
Luke Bonfield	--	--	1	8	9
Austin Catron	--	--	--	7	7
Cullen Gassaway	--	--	1	6	7
Grant Koch	--	--	--	7	7
Jake Arledge	--	--	--	5	5
Eric Cole	--	--	--	4	4
Darien Simms	--	--	--	1	1
Alex Gosser	--	--	--	3	3

**CAREER MULTI-RBI GAMES**

Player	2013	2014	2015	2016	Total
Michael Bernal	--	3	5	9	17
Clark Eagan	--	2	7	7	16
Carson Shaddy	--	--	4	9	13
Rick Nomura	--	--	2	7	9
Luke Bonfield	--	--	1	8	9
Cullen Gassaway	--	--	3	4	7
Chad Spanberger	--	--	4	3	7
Austin Catron	--	--	--	5	5
Tucker Pennell	--	--	1	2	3
Grant Koch	--	--	--	4	4
Jake Arledge	--	--	--	2	2
Eric Cole	--	--	--	1	1

**#PROHOGS UPDATE**

- The first month of the major league baseball season is complete and some former Razorback have made a splashy start at the plate and on the mound.
- The Tampa Bay Rays, which are home to both #ProHogs Logan Forsythe and Drew Smyly, have gotten their money's worth out of the former Hogs. Forsythe, who is in his third season with the club, is currently second on the team with a .308 average and is one of six Rays players with 10 or more RBIs this year. His 33 hits is a top 50 total in the American League so far.
- Smyly has been making hitters miss all year so far. In his seven starts, Smyly has totaled 52 strikeouts, which is good for 10th-most in the majors and a top-5 total in the American League.
- In the minors, reigning Golden Spikes Award winner, Andrew Benintendi is living up to his hype. As the Red Sox No. 3 prospect, Benintendi is currently playing for the Single-A Advanced Salem Red Sox and put together a 23-game hitting streak, which is the longest in the minors this year. Benintendi is currently hitting .372 with a league-high 7 triples and has 30 RBIs.

**MLB POSITION PLAYERS**

Player	GP	AVG	R	H	2B	3B	HR	RBI	BB	SLG	OB%	SO
Craig Gentry (LAA)	14	.147	2	6	1	0	0	2	3	.176	.237	6
Logan Forsythe (TB)	29	.308	16	33	9	1	4	12	14	.523	.398	26
James McCann (DET)	11	.108	1	4	0	0	0	3	2	.108	.175	14

**MLB PITCHERS**

Player	W-L	ERA	IP	H	R	ER	HR	HB	BB	SO	AVG	WHIP
Drew Smyly (TB)	1-4	3.63	44.2	33	19	18	7	1	8	52	.205	0.92
Dallas Keuchel (HOU)	2-4	4.70	44.0	48	23	23	3	0	19	38	.282	1.52
Mike Bolsinger (LAD)												

15-DAY DISABLED LIST

**#PROHOGS AROUND THE MINORS**

**Triple-A**

- Matt Reynolds - Las Vegas 51s (New York Mets)
- Brett Eibner - Omaha Storm Chasers (Kansas City Royals)
- Blake Parker - Tacoma Rainiers (Chicago Cubs)
- Andy Wilkins - Colorado Springs Sky Sox (Milwaukee Brewers)

**Double-A**

- Dominic Ficoiello - Erie Sea Wolves (Detroit Tigers)
- D.J. Baxendale - Chattanooga Lookouts (Minnesota Twins)
- Barrett Astin - Pensacola Blue Wahoos (Cincinnati Reds)
- Ryne Stanek - Montgomery Biscuits (Tampa Bay Rays)
- Nolan Sanburn - Birmingham Barons (Chicago White Sox) - MOVED UP THIS WEEK

**Single-A Advanced**

- Brian Anderson - Jupiter Hammerheads (Miami Marlins)
- Andrew Benintendi - Salem Red Sox (Boston Red Sox)
- Jalen Beeks - Salem Red Sox (Boston Red Sox)
- Jacob Morris - Winston-Salem Dash (Chicago White Sox) - MOVED UP THIS WEEK

**Single-A**

- Colby Suggs - Greensboro Grasshoppers (Miami Marlins)
- Bobby Wernes - Quad City River Bandits (Houston Astros)
- Trey Killian - Asheville Tourists (Colorado Rockies)

**Single-A Short Season**

- Tyler Spoon - Lowell Spinners (Boston Red Sox)

**Released/Free Agent**

- Zack Cox
- Randall Fant
- Chris Oliver
- Eric Fisher
- Michael Gunn
- Jess Todd

Razorback Record Rundown	
Total	26-22
Conference	7-17
Non-Conf	19-5
Home	20-10
Away	3-12
Neutral	3-0
Day	17-12
Night	9-10
vs Left	4-6
vs Right	22-16
1-Run games	8-6
2-Run games	3-2
5+Run games	9-7
Extra inns	2-3
Shutouts	4-0
Scoring 0-2 runs	2-7
Scoring 3-5 runs	10-5
Scoring 6-9 runs	7-9
Scoring 10+ runs	7-1
Opponent 0-2 runs	14-0
Opponent 3-5 runs	8-4
Opponent 6-9 runs	4-9
Opponent 10+ runs	0-9
Scored in 1st inning	10-7
Scores first	16-7
Opp. scores first	10-15
After 6 leading	18-4
After 6 trailing	3-17
After 6 tied	5-1
After 7 leading	19-2
After 7 trailing	0-19
After 7 tied	6-0
After 8 leading	21-1
After 8 trailing	0-20
After 8 tied	3-0
Hit 0 home runs	11-8
Hit 1 home run	8-11
Hit 2+ home runs	7-3
Opponent 0 home runs	17-9
Opponent 1 home run	5-11
Opponent 2+ HRs	4-2
Made 0 errors	12-7
Made 1 error	10-8
Made 2+ errors	4-7
Opp. made 0 errors	3-10
Opp. made 1 error	10-6
Opp. made 2+ errors	13-6
Out-hit opponent	21-2
Out-hit by opponent	2-18
Hits are tied	3-2

### Triple Happy

• Eight different players have hit at least one triple this year for the Razorbacks, giving the team 12 for the season, eighth-most in the SEC.

• Carson Shaddy his first triple of his career as it came late in the game against No. 18 Oklahoma State, completing a three-run comeback for the Hogs against the Cowboys.

• Michael Bernal's three-bagger came five days later in the final game of the series with No. 2 Texas A&M. His triple led to Arkansas' first run of the game and was his first since 2014.

• Along with Shaddy and Bernal, Clark Eagan has two, Rick Nomura, Cullen Gassaway, Grant Koch, Austin Catron and Eric Cole each have one, while Jake Arledge leads all Razorbacks with 3 triples this year.

### The Flyin' Hawaiian - Rick Nomura

• Senior Rick Nomura leads all Hog batters in conference play with a .319 average, including a team-leading 10 doubles and 15 runs scored. Nomura is coming off a very good series against LSU where he went 5 for 10 (.500) at the plate in the final two games of the series with 2 doubles and 2 runs scored

• Nomura added another three-hit game to his resume Saturday against LSU, as he is one of four different Razorbacks, who have had three or more three-hit games this season (Clark Eagan, Carson Shaddy, Luke Bonfield).

• Nomura is still the only Hog to have a four-hit game this year, coming back against Gonzaga.

• Nomura tallied his fourth 3-hit game of the year Saturday against the Tigers, two of the hits being doubles. It was his second two double game of the season, the last coming in game one of a double-header with No. 2 Texas A&M last week.

• In 5 of his last 7 games, Nomura has two or more hits and three of those contests have been 3-hit games.

### Cannons Behind The Plate - Pennell & Koch

• The Razorback catching tandem of senior Tucker Pennell and freshman Grant Koch have been among the best, defensively, in the SEC all year long.

• Pennell threw out one base runner in each of the three games against LSU last week. Grant Koch also threw out one runner in Sunday's game against the Tigers. Combined the two backstops have caught 35 would-be base stealers, which is the most of any catching tandem in the SEC.

• Pennell currently leads all SEC catchers with 25 runners caught stealing, which is the most by a Razorback catcher since Brady Toops had 27 in 2004.

### Knight Takes On Closer Role

• Freshman Blaine Knight was considered, at the beginning of this season as one of the newest arms to bolster a Razorback rotation in hopes of returning to Omaha.

• Knight was penned as the Saturday starter through the first four weeks of the year, but now has taken on a new role as the Hogs closer.

• With Zach Jackson now in the rotation, Knight filled the shoes for the first time on getting the one out save against No. 18 Oklahoma State with the winning run on base. Knight earned his first save of the year, getting the final out.

• Knight is the fourth different Razorback to earn a save this year. Starter Zach Jackson still holds the team lead with four saves, but Doug Willey and Jordan Rodriguez have combined for four saves of their own.

• Last week against LSU, Knight struck out a season-high eight batters in 3-plus innings of relief work. The total topped a previous high of 6 strikeouts against Ole Miss on April 8.

• Knight currently has a 1.08 ERA and has thrown 16.2 innings in conference play. He's been more effective since moving to the bullpen as he has given up just two earned runs with 20 strikeouts.

### Taccolini - SEC Co-Pitcher of the Week

• Junior right-handed pitcher Dominic Taccolini was named the SEC Co-Pitcher of the Week today as it was announced by the Southeastern Conference office. Taccolini had, arguably, the best performance of his career on the mound Friday in helping Arkansas snap an eight-game conference losing streak with a 1-0 victory over No. 12 Kentucky.

• Taccolini earned his team-leading fourth win of the season, going a career-long 10 innings and striking out a career-high 10 batters without giving up a run against the Wildcats for the complete game shutout. Both the complete game and the shutout were the first of his career.

• The complete game shutout was also the first by a Razorback since his teammate Keaton McKinney completed the same feat last year against Alabama (May 2, 2015).

• Before the outing against Kentucky, Taccolini had only pitched 11 combined innings over his last five appearances, but his 10 innings of work against the Wildcats was the longest outing by a Razorback starting pitcher since Clint Brannon threw 11 innings against Tennessee in the 2004 SEC Tournament (May 26). Brannon's outing was not a complete game, however, as the Hogs lost that game 8-6 in 13 innings.

• Now with the performance under his belt, Taccolini became the third pitcher in the nation to have a 10-inning outing this year and the first to throw a 10-inning complete game shutout. The 10-inning outing was also the longest by any SEC pitcher this season.

**Big Isaiah Campbell Coming Into His Own**

• Freshman Isaiah Campbell has the big frame to be a big time pitcher and his numbers are starting to show it.

• Campbell has made 11 appearances this season, five being starts in midweek performances against Mississippi Valley State, Grambling State, Memphis, No. 25 Creighton and No. 18 Oklahoma State.

• Campbell has only gone more than 2.2 innings four times in his 11 appearances. The first was the 4.0 innings against Grambling State, which also included his season-high four strikeouts. He went 3 1/3 innings, giving up three runs on three hits against Oklahoma State with three strikeouts and another 3 1/3 against Texas A&M with 1 earned run allowed on 3 hits.

• In his last two appearances before Creighton, Campbell came out of the bullpen and had one of the better outings out of any of Arkansas' relief pitchers, giving up just one earned run over a combined three innings on six hits with four strikeouts.

**#BergerBombs – Chad Spanberger**

• There's no question when one looks at Chad Spanberger that he can hit it a long way.

• The slugger has started 24 games this season and while he has 20 hits, 10 have been for extra bases.

• Spanberger hit his first career home run back during the Eastern Illinois series; a pinch-hit bomb that sent the game to extra-innings.

• The four RBI set a new career-high for Spanberger as he drove in four of Arkansas' nine runs that day.

• Spanberger tied that four RBI career-high with a 3-for-3 performance off a double and a home run against No. 25 Creighton and falling just a triple shy of the cycle.

• Spanberger came up clutch in the first game against No. 12 Kentucky, hitting a go-ahead and eventual winning solo home run in the 10th inning to secure the 1-0 victory.

**Taccolini and Jackson – 1-2 Punch**

• Arkansas pitchers Dominic Taccolini and Zach Jackson combined for one of the best performances on the mound this season when the two hurlers combined for a season-high 14 strikeouts against Western Illinois.

• Taccolini turned in his second seven inning outing of the year, striking out nine (tying career-high) and had a no-hitter through the

sixth inning.

• Jackson struck out five batters in his own right over the game's final three innings.

• The two did it again last weekend against Kentucky, but this time, Jackson was in the starting role.

• Taccolini and Jackson combined for 17 innings of scoreless baseball against the Wildcats with 18 strikeouts. Both earned complete game shutouts and helped Arkansas earn its first SEC series win in nearly four weeks.

**Catron's Near Cycle**

• Junior Austin Catron nearly hit for the cycle in game two against Missouri, falling just a double short in his 3-for-3 night. Catron finished with three RBI and two runs scored. The three hits tied his season-high and was his fourth multi-hit game of the season.

• Catron broke up a no-hitter in the fifth inning by hitting his second home run of the year off Missouri starting pitcher Tanner Houck. In his next at-bat, Catron delivered a two RBI triple, his first of the season.

**Coming in to pitch...Cody Scroggins?**

• True freshman Cody Scroggins is redefining the word utility player. Having already played three infield positions this year, the Bentonville-native even pitched against Missouri, Ole Miss, Florida and LSU.

• Against Ole Miss, Scroggins pitched his second inning of the year, giving up no runs and picked up his first collegiate strikeout.

• Scroggins gave up his first run of the year in one inning of work against Florida (4/15), but it was the only run the Gators score in the ninth inning, coming off a wild pitch.

• Scroggins, who not only pitched back in high school at Bentonville High, just north of Fayetteville, he also played football and was the 10th-highest rated baseball recruit out of the state of Arkansas.

• At the plate, he's batting .186 with 8 hits, 4 RBI, 6 runs scored and three stolen bases.

• Since taking over at third base, Scroggins is hitting .179 with 2 RBIs, 3 walks and only 4 strikeouts. He tallied his first two-hit game against No. 13 LSU on Saturday, part of a 2-for-5 game with 2 RBIs, also a season-high.

**Van Horn by the Numbers**

• Dave Van Horn made his sixth career appearance in the College World Series during the 2015 season, more than any other head coach in the SEC.

• In his 13 seasons at Arkansas, Van Horn has led the Razorbacks to four College World Series appearances, five Super Regionals and 13 NCAA Tournament berths.

• The skipper eclipsed the 500-win mark at Arkansas on April 5 against Auburn and has a total of 542 wins, averaging more than 40 wins per season.

**Speedy Simms Making An Impact Off Bench**

• Redshirt freshman Darien Simms made his second career start in the finale against South Carolina.

• The speedy Simms hit in the lead-off spot, going 1-for-4 with one run scored and one walk. His lone hit being on a perfect bunt down the third base line.

• Simms, then, came through again with a pinch hit single against ULM with a pinch hit single late in the game to provide Arkansas an insurance run in a 3-1 victory.

• Simms has six hits on the year in 25 at-bats (.240) and also has four stolen bases, tied for second-best on the team.

**Loseke Making Case For Starting Role**

• Freshman Barrett Loseke was given the opportunity for his first career start in the series finale against Western Illinois.

• Loseke didn't disappoint going a season-long four innings, while only giving up one hit with no runs.

• He made his second-career start in game two of the South Carolina series and still had a solid outing, going four innings with only three hits given up and two earned runs with three strikeouts.

• Loseke now has the fifth-highest innings pitched total (24.1) out of any pitcher that has started at least one game this season. Only Dominic Taccolini (52.0) and Keaton McKinney (39.0), Blaine Knight (33.2) and Zach Jackson (39.1) have totaled more innings that Loseke this season.

### **Power Up! Hog Offense Doesn't Slack**

- The Razorback offense has been putting up some big numbers heading into the seventh weekend of SEC play. Batting .281 as a team with 264 runs, 73 doubles, eight triples, 40 home runs and 233 RBI.

- The home run total ties for the highest total in the SEC with Texas A&M.

- In eight games this season, Arkansas has scored 10 runs or more including its most recent 14-run outing in Memphis. Twice the Hogs have eclipsed the 20-run mark, both vs. Mississippi Valley State.

- 10 different players have hit at least one home run this season, which is the most out of any team in the SEC and ranks among the top five in the nation.

### **Carson Shaddy Breaks Out the Bat**

- Against Grambling State, sophomore third baseman Carson Shaddy did something that a Razorback hadn't done since 2010, tally six RBI in a single-game.

- Not since 2010 with Zack Cox and Brett Eibner had a Razorback had six or more RBI in a game. Eibner's came in an NCAA Regional game against the same Grambling State team. Eibner finished with three home runs and seven RBI.

- Shaddy went 3-for-3 with two doubles, two runs scored and six RBI against the Tigers, setting a new career-high for doubles and RBI in a single-game.

- The Fayetteville-native had notched an RBI in five-straight games before putting up six against Grambling State. The two doubles were also his first two-baggers of the season.

- Even with the three losses to South Carolina, Shaddy went 8-for-17 (.471) over the five-game stretch with four doubles and 11 RBI.

### **Seeing Double – Arkansas and Double Plays**

- Arkansas' infield has been one of the best in the nation so far this year and the numbers don't lie. 42 double plays have been turned by the Hogs through the season's 47 games.

- The Hogs turned two double plays against No. 25 Creighton, three in game one against Texas A&M and two in game two against the Aggies, giving them 10 games with two or more double plays turned

- The season-high three double plays came on the final day of the Houston College Classic when the Razorbacks defeated Texas A&M at Minute Maid Park, 10-6, and also in the final game against No. 2 Florida. The Hogs matched that

against No. 2 Texas A&M last week in game one of the double-header.

- The 42 double plays ranks fifth in the SEC.

### **Michael Bernal Turns In Career Week**

- Nobody on the Razorback roster probably had a better week than Michael Bernal had against Mississippi Valley State and the field at the Houston College Classic. Bernal hit an even .400 with four home runs and 11 RBI, three home runs at Minute Maid Park.

- Bernal had a career performance against No. 9 Houston, going 2-for-4 with five RBI and two home runs. The home run and RBI total were both single-game career-highs.

- With his two home run game, Bernal became only the third Razorback since 2014 to hit two home runs in a game. Teammate Carson Shaddy hit two against Mississippi Valley State and Andrew Benintendi had two separate games where he hit two home runs in 2015.

- Currently hitting .295 on the year, Bernal is has 43 hits, team-leading eight home runs, 35 RBI and is slugging .514.

- Bernal's work didn't go unnoticed either as he was named SEC Co-Player of the Week, the Houston Shriners College Classic Most Outstanding Player and Collegiate Baseball's National Team of the Week.

### **Quick Hits**

- The Razorbacks have won 40 or more games in six of the last seven seasons.

- Arkansas is the only team in the SEC to advance to each of the last 14 NCAA Regionals, and head coach Dave Van Horn is the only current head coach in the league to make six appearances in the College World Series.

- Arkansas had four players selected in the 2015 MLB Draft, as Andrew Benintendi went seventh overall to the Boston Red Sox, Trey Killian went in the ninth round to the Colorado Rockies, Bobby Wernes went in the 30th round to the Houston Astros and Tyler Spoon went in the 35th round to the Boston Red Sox. The Razorbacks have had 21 players drafted in the last three years.

### **The Road To Omaha**

- The Razorbacks are one of just five teams in the nation to advance to the NCAA Tournament each of the last 14 years. Arkansas is joined by Cal State Fullerton, Florida State, Miami (Fla.) and Rice as the only programs to accomplish the feat.

- The Razorbacks are one of 10 teams in the country to advance to at least three of the last seven College World Series, joining Florida, LSU,

North Carolina, South Carolina, TCU, Texas, UCLA, Vanderbilt and Virginia.

STARTING PITCHER PROFILES

25 DOMINIC TACCOLINI JR RHP



2016 (Junior)

Named team's Opening Day starter vs. Central Michigan...Earned first victory of year against Chippewas, going 7.0 innings, allowing a season-low one hit and one earned run with one walk and striking out three...Went 6.0 innings against No. 23 Rice in the Houston College Classic at Minute Maid Park...Second-straight quality start against the Owls, allowing just two earned runs on five hits with six K's...Tied a career-high seven innings against Western Illinois with new career-high nine strikeouts and one earned run given up...Didn't allow first extra-base hit of season until March 18 against #12 South Carolina...Threw a season-low 2.0 innings against Auburn, walking three and allowing two runs on six hits...Made relief appearances against Memphis and No. 14 Ole Miss...Pitched 3.2 innings against the Rebels, giving up three earned runs on four hits with four strikeouts, but only one extra-base hit...Started game one against #2 Florida, going 3.0 innings, allowing 3 ER on 1 H with 2 SO and 3 BB in his third shortest start of the year...Had his best performance against No. 12 Kentucky, going a career-long 10 innings with a career-high 10 strikeouts becoming the first Razorback pitcher to throw a 10-inning shutout since 1982.

2015 (Sophomore)

>>> SEC Spring Academic Honor Roll  
Entered the starting rotation and tied for second on the team with six wins, posting a 6-4 record and 4.32 ERA with two saves ; Tallied 67 strikeouts in 77.0 innings of work ; Earned his first victory in the second game of the year, working 6.0 innings against North Dakota (Feb. 14) and allowing two earned runs on four hits, while striking out eight ; Recorded a career-high nine strikeouts against Loyola Marymount (March 7), lasting 7.0 innings and allowing five hits ; Earned saves against Tennessee (May 10) in 2.1 innings of work and at Creighton (May 12) in 2.2 innings with two strikeouts.


**CAREER HIGHS**

INNINGS: 10.0 at #12 Kentucky (4/22/16)  
HITS ALLOWED: 12 vs. #12 South Carolina (3/18/16)  
RUNS ALLOWED: 8, 2x, vs. #12 South Carolina (3/18/16)  
EARNED RUNS ALLOWED: 8, 2x, vs. #12 South Carolina (3/18/16)  
STRIKEOUTS: 10 at #12 Kentucky (4/22/16)  
WALKS: 6 vs. Ole Miss (3/26/15)  
PITCHES: 125 at #12 Kentucky (4/22/16)

**CAREER STATISTICS**

Year	ERA	W-L	App-GS	IP	H	R	ER	BB	SO	B/Avg
2014	4.94	2-0	17-3	31.0	29	19	17	12	20	.240
2015	4.32	6-4	17-13	77.0	67	43	37	41	67	.240
2016	5.00	5-3	13-11	63.0	60	37	35	20	54	.251
<b>TOTAL</b>	<b>4.68</b>	<b>13-7</b>	<b>47-27</b>	<b>171.0</b>	<b>156</b>	<b>99</b>	<b>89</b>	<b>73</b>	<b>141</b>	<b>.244</b>

11 KEATON MCKINNEY SO RHP



2016 (Sophomore)

Went 4.0 innings on opening weekend against Central Michigan, allowing just 2 ER on 4 H with 1 K...None of the hits allowed against the Chippewas were for extra-bases...Season-low 0.2 innings against No. 24 Texas Tech in the Houston College Classic...Allowed 5 ER on 3 H with 2 BB and 2 2B... First quality start of year vs. Eastern Illinois...Went 7.0 innings, giving up just 4 H with 2 R, one being earned...Did not make it out of the fourth inning vs. Western Illinois...Allowed 3 ER on 5 H and 4 BB...Second quality start vs. Auburn...Went 6.0 innings and allowed no runs, season-low three hits...Allowed career-high 5 BB against the Tigers...Picked up first victory of the year against Auburn and also first decision...Tossed season-high 101 pitches...Tied career-high five strikeouts against No. 2 Florida (4/15) and No. 2 Texas A&M (5/1).

2015 (Freshman)

>>> SEC All-Freshman Team (Coaches)  
>>> Louisville Slugger Freshman All-America  
>>> SEC First-Year Academic Honor Roll  
>>> SEC Pitcher of the Week (May 4)  
>>> SEC Freshman of the Week (May 18)  
Came on strong at the end of the season, posting a 5-1 record over his final 10 starts to help anchor the starting rotation ; Named to the SEC All-Freshman Team (Coaches) after going 5-0 in conference play with a 2.90 earned run average ; Earned Louisville Slugger Freshman All-America honors, becoming the 18th Freshman All-American in program history ; Was named SEC Pitcher and Freshman of the Week during the season, the only player in the league to earn both honors ; Posted a season-high five strikeouts in a complete-game victory over Kentucky (April 12) ; Allowed three earned runs or less in 17 of his 18 starts on the year ; Finished with a 3.21 ERA, the lowest among starting pitchers on the staff ; Was the only pitcher on the team to record a complete game, notching two on the season ; Tied for fourth in school history and set the freshman record with 18 games started on the year.

**CAREER HIGHS**

INNINGS: 9.0 , 2x, last at Alabama (5/2/15)  
HITS ALLOWED: 7, 2x, last at #12 South Carolina (3/18/16)  
RUNS ALLOWED: 6 vs. Missouri (4/2/16)  
EARNED RUNS ALLOWED: 6 vs. Missouri (4/2/16)  
STRIKEOUTS: 5, 3x, last vs. No. 2 Texas A&M (5/1/16)  
WALKS: 5 vs. Auburn (3/26/16)  
PITCHES: 110 vs. Kentucky (4/12/15)

**CAREER STATISTICS**

Year	ERA	W-L	App-GS	IP	H	R	ER	BB	SO	B/Avg
2015	3.21	6-2	21-18	87.0	71	34	31	38	46	.225
2016	6.06	1-4	12-11	49.0	55	40	33	29	28	.288
<b>TOTAL</b>	<b>4.24</b>	<b>7-6</b>	<b>33-29</b>	<b>136.0</b>	<b>126</b>	<b>74</b>	<b>64</b>	<b>67</b>	<b>74</b>	<b>.249</b>

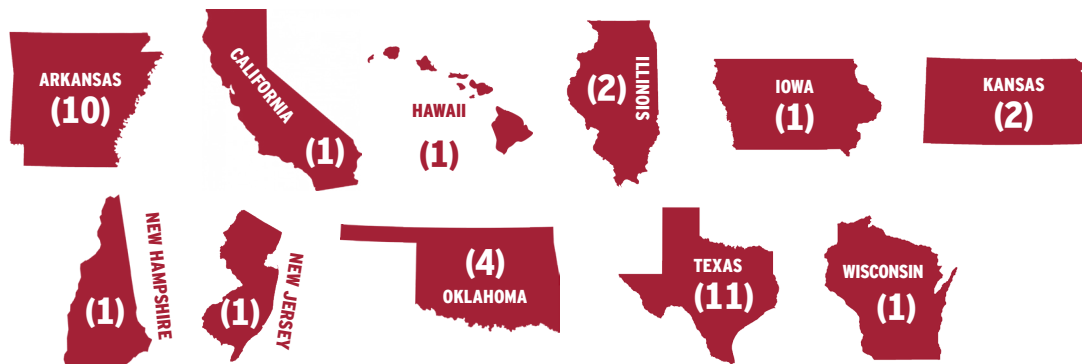




## ROSTER BREAKDOWN

ALPHABETICAL			BY CLASS			BY POSITION		
No.	Name	Pos.	No.	Name	Cl.	No.	Name	Pos.
10	Josh Alberius	INF/RHP	47	Michael Brawner (13)	Fr.	44	Alex Gosser (4)	C
15	Jake Arledge	OF	55	Isaiah Campbell	Fr.	33	Grant Koch	C
26	Jack Benninghoff	OF	8	Eric Cole	Fr.	27	Tucker Pennell	C
3	Michael Bernal	INF	18	Anthony Dahl	Fr.	20	Carson Shaddy	C/INF/OF
17	Luke Bonfield	OF	13	Ty Harris	Fr.	3	Michael Bernal (8)	INF
47	Michael Brawner	LHP	16	Blaine Knight	Fr.	10	Josh Alberius	INF/RHP
55	Isaiah Campbell	RHP	33	Grant Koch	Fr.	9	Clark Eagan	INF/OF
19	Austin Catron	OF/1B	45	Kevin Kopps	Fr.	29	Cullen Gassaway	INF
36	Cannon Chadwick	RHP	46	Barrett Loseke	Fr.	1	Rick Nomura	INF
8	Eric Cole	OF	21	Kacey Murphy	Fr.	5	Cody Scroggins	INF
18	Anthony Dahl	RHP	34	Jake Reindl	Fr.	24	Chad Spanberger	INF/OF
9	Clark Eagan	INF/OF	37	Weston Rogers	Fr.	20	Carson Shaddy	C/INF/OF
29	Cullen Gassaway	INF	5	Cody Scroggins	Fr.	15	Jake Arledge (8)	OF
44	Alex Gosser	C	4	Drew Tyler	Fr.	26	Jack Benninghoff	OF
13	Ty Harris	LHP	26	Jack Benninghoff (2)	R-Fr.	17	Luke Bonfield	OF
30	Hunter Hart	RHP	7	Darien Simms	R-Fr.	19	Austin Catron	OF/1B
32	Zach Jackson	RHP	17	Luke Bonfield (4)	So.	8	Eric Cole	OF
16	Blaine Knight	RHP	30	Hunter Hart	So.	20	Carson Shaddy	C/INF/OF
33	Grant Koch	C	11	Keaton McKinney	So.	24	Chad Spanberger	INF/OF
45	Kevin Kopps	RHP	24	Chad Spanberger	So.	7	Darien Simms	OF
46	Barrett Loseke	RHP	20	Carson Shaddy (1)	R-So.	47	Michael Brawner (5)	LHP
11	Keaton McKinney	RHP	15	Jake Arledge (9)	Jr.	13	Ty Harris	LHP
21	Kacey Murphy	LHP	19	Austin Catron	Jr.	21	Kacey Murphy	LHP
1	Rick Nomura	INF	36	Cannon Chadwick	Jr.	38	Jordan Rodriguez	LHP
27	Tucker Pennell	C	9	Clark Eagan	Jr.	37	Weston Rogers	LHP
34	Jake Reindl	RHP	44	Alex Gosser	Jr.	10	Josh Alberius (14)	RHP
38	Jordan Rodriguez	LHP	32	Zach Jackson	Jr.	55	Isaiah Campbell	RHP
37	Weston Rogers	LHP	38	Jordan Rodriguez	Jr.	36	Cannon Chadwick	RHP
5	Cody Scroggins	INF	25	Dominic Taccolini	Jr.	18	Anthony Dahl	RHP
20	Carson Shaddy	C/INF/OF	28	James Teague	Jr.	30	Hunter Hart	RHP
7	Darien Simms	OF	10	Josh Alberius (1)	R-Jr.	32	Zach Jackson	RHP
24	Chad Spanberger	INF/OF	29	Cullen Gassaway (4)	Sr.	16	Blaine Knight	RHP
25	Dominic Taccolini	RHP	1	Rick Nomura	Sr.	45	Kevin Kopps	RHP
28	James Teague	RHP	27	Tucker Pennell	Sr.	46	Barrett Loseke	RHP
14	Doug Willey	RHP	14	Doug Willey	Sr.	11	Keaton McKinney	RHP
			3	Michael Bernal (1)	R-Sr.	34	Jake Reindl	RHP
						25	Dominic Taccolini	RHP
						28	James Teague	RHP
						14	Doug Willey	RHP

## PLAYERS BY STATE



**2016 NUMERICAL ROSTER**

No.	Player	Pos.	B/T	Yr.	Ht.	Wt.	Hometown/Previous School
1	Rick Nomura	INF	S/R	Sr	5-9	175	Waipahu, Hawaii / Alvin Community College
3	Michael Bernal	INF	R/R	R-Sr	5-11	190	El Paso, Tex. / New Mexico JC
5	Cody Scroggins	INF	R/R	Fr	6-0	175	Bentonville, Ark. / Bentonville HS
7	Darien Simms	OF	L/L	R-Fr	5-7	165	Spring, Texas / Northland Christian HS
8	Eric Cole	OF	S/R	Fr	5-11	190	Southlake, Texas / Southlake Carroll HS
9	Clark Eagan	INF/OF	L/R	Jr	6-2	200	Appleton, Wis. / Appleton North HS
10	Josh Alberius	INF/RHP	R/R	R-Jr	5-11	170	Little Rock, Ark. / Little Rock Christian Academy
11	Keaton McKinney	RHP	R/R	So	6-5	230	Ankeny, Iowa / Centennial HS
13	Ty Harris	LHP	L/L	Fr	6-1	180	Rogers, Ark. / Rogers Heritage HS
14	Doug Willey	RHP	R/R	Sr	6-2	220	Shelburne, N.H. / Franklin Pierce Univ.
15	Jake Arledge	OF	R/R	Jr	5-9	180	Huntington Beach, Calif. / Panola JC
16	Blaine Knight	RHP	R/R	Fr	6-3	165	Bryant, Ark. / Bryant HS
17	Luke Bonfield	OF	R/R	So	6-3	200	Skillman, N.J. / IMG Academy
18	Anthony Dahl	RHP	R/R	Fr	6-4	195	Angleton, Texas / Brazoswood HS
19	Austin Catron	OF/1B	S/L	Jr	6-1	210	Stilwell, Okla. / Connors State College
20	Carson Shaddy	3B/C/OF	R/R	R-So	5-11	185	Fayetteville, Ark. / Fayetteville HS
21	Kacey Murphy	LHP	L/L	Fr	6-0	190	Rogers, Ark. / Rogers Heritage HS
24	Chad Spanberger	INF/OF	L/R	So	6-3	235	Granite City, Ill. / Granite City HS
25	Dominic Taccolini	RHP	R/R	Jr	6-3	230	Sugar Land, Texas / Kempner HS
26	Jack Benninghoff	OF	R/R	R-Fr	5-11	200	Overland Park, Kan. / Rockhurst HS
27	Tucker Pennell	C	R/R	Sr	6-2	200	Georgetown, Texas / Temple Junior College
28	James Teague	RHP	R/R	Jr	6-0	195	Bartlesville, Okla. / Bartlesville HS
29	Cullen Gassaway	INF	R/R	Sr	6-2	220	Bedford, Texas / Blinn Junior College
30	Hunter Hart	RHP	R/R	So	6-3	190	St. Joseph, Ill. / Kaskaskia JC
32	Zach Jackson	RHP	R/R	Jr	6-4	215	Berryhill, Okla. / Berryhill HS
33	Grant Koch	C	R/R	Fr	6-0	195	Fayetteville, Ark. / Fayetteville HS
34	Jake Reindl	RHP	R/R	Fr	6-1	190	Fayetteville Ark. / Shiloh Christian
36	Cannon Chadwick	RHP	R/R	Jr	6-0	195	Paris, Texas / Paris Junior College
37	Weston Rogers	LHP	L/L	Fr	6-4	215	Springdale, Ark. / Har-Ber HS
38	Jordan Rodriguez	LHP	L/L	Jr	5-11	190	Houston, Texas / Alvin CC
44	Alex Gosser	C	L/R	Jr	6-0	215	North Little Rock, Ark / North Little Rock HS
45	Kevin Kopps	RHP	R/R	Fr	6-0	195	Sugar Land, Texas / George Ranch HS
46	Barrett Loseke	RHP	R/R	Fr	6-0	170	Tulsa, Okla. / Jenks HS
47	Michael Brawner	LHP	L/L	Fr	6-3	200	Victoria, Texas / St. Joseph HS
55	Isaiah Campbell	RHP	R/R	Fr	6-4	230	Olathe, Kan. / Olathe South HS

**Coaches and Support Staff**

Head Coach: 2 Dave Van Horn, 14th Season (Arkansas, 1988)  
 Assistant Coach: 22 Tony Vitello, 3rd Season (Missouri, 2002)  
 Assistant Coach: 31 Dave Jorn, 20th Season (SE Missouri State, 1981)  
 Volunteer Assistant Coach: 35 Christian Kowalchuk, 2nd Season (Arkansas, 2011)  
 Student Asst. Coaches: 6 Max Hogan, 1st Season  
 Director of Operations: Clay Goodwin, 9th Season (Arkansas, 2005)  
 Athletic Trainer: Corey Wood  
 Strength & Conditioning: Mike Strouhal  
 Managers: Jordan Larkan, Michael McCann, Hayden Sutton

**Pronunciation Guide**

Josh Alberius	al-BEER-ee-us
Grant Koch	Cook
Rick Nomura	NO-mura
Tucker Pennell	PEN-el
Carson Shaddy	shad-EE
Dominic Taccolini	Dom-i-nick Tac-O-Lee-nee
Tony Vitello	VIE-tell-oh



## QUICK FACTS

### GENERAL INFORMATION

Location: ..... Fayetteville, Arkansas  
 Founded: ..... 1871  
 Enrollment: ..... 26,754  
 Nickname: ..... Razorbacks  
 School Colors: ..... Cardinal (PMS 202) and White  
 Conference: ..... Southeastern (Western Division)  
 Chancellor: ..... Dr. Joseph E. Steinmetz (C. Michigan, 1977)  
 System President: ..... Dr. Donald R. Bobbitt (Arkansas, 1980)  
 Athletic Director: ..... Jeff Long (Ohio Wesleyan, 1982)  
 Faculty Athletic Rep.: ..... Dr. Sharon Hunt (Arkansas, 1973)

### BAUM STADIUM

Home Facility: ..... Baum Stadium at George Cole Field  
 Capacity: ..... 10,737 (8,237 Chairbacks)  
 Largest Crowd ..... 11,742 vs. Auburn (April 26, 2014)  
 Stadium Opening: ..... April 13, 1996  
 Dedication: ..... May 3, 1996  
 Field Dimension: LL - 320, LC - 375, CF - 400, RC - 365, RL - 320  
 Surface: ..... Grass

### COACHING STAFF

Head Coach: ..... Dave Van Horn (Arkansas, 1988)  
 Record at Arkansas: ..... 524-295 (14th season)  
 Overall Division I Record: ..... 844-452 (22nd season)  
 Overall as a Head Coach: ..... 1,109-535 (27th season)  
 Van Horn's DI Postseason App. (Total/at UA): ..... 17/13  
 Van Horn's College World Series Appearances: ..... 6  
 (Neb: 2001, 2002; Ark: 2004, 2009, 2012, 2015)  
 Assistant Coach/Recruiting Coord.: ..... Tony Vitello (Missouri, 2002)  
 Pitching Coach: ..... Dave Jorn (SE Missouri St., 1981)  
 Volunteer Assist. Coach: ..... Christian Kowalchuk (Arkansas, 2011)  
 Student Asst. Coaches: ..... Tim Carver, Jake Wise  
 Dir. of Baseball Operations: ..... Clay Goodwin (Arkansas, 2005)  
 Athletic Trainer: ..... Corey Wood (East Carolina, 2008)  
 Strength & Conditioning: ..... Mike Strouhal  
 Managers: ..... Jordan Larkan  
 ..... Michael McCann

### HISTORY

First Year of Arkansas Baseball: ..... 1897  
 Years of Varsity Baseball at Arkansas: ..... 92  
 (1897, 1901-03, 05, 08-16, 19-20, 22-29, 47-15)  
 All-Time Program Record: ..... 2,077-1,315-6 (.611)  
 All-Time Conference Record/Years: ..... SEC: 354-337 (.506)/23  
 ..... SWC: 264-205 (.563)/24  
 Combined: 619-539 (.531)/47  
 Conference Titles/Years: ..... SEC Overall: 2/1999, 2004  
 SEC Western Division: 4/1999, 2004, 2007, 2011  
 SWC: 2/1989, 1990  
 Conference Tournament Record/Years: ..... SEC: 28-37 (.420)/21  
 ..... SWC: 18-25 (.419)/14  
 Combined: 46-62 (.423)/35  
 Conference Tournament Titles/Years: ..... SEC: None  
 ..... SWC: 1/1985  
 NCAA Postseason Appearances: ..... 28  
 (1973, 79-80, 83, 85-90, 95-96, 98-99, 2002-15)  
 NCAA Postseason Record: ..... 71-61 (.537)  
 College World Series Appearances: ..... 8  
 (1979, 1985, 1987, 1989, 2004, 2009, 2012, 2015)  
 College World Series Record: ..... 11-16 (.407)  
 NCAA Super Regional Appearances: ..... 6  
 ..... (2002, 2004, 2009, 2010, 2012, 2015)  
 NCAA Super Regional Record: ..... 9-6 (.600)  
 NCAA Regional Appearances: ..... 28  
 NCAA Regional Record: ..... 51-39 (.566)  
 Overall NCAA Regional Hosts: .. 5 (1999, 2004, 2006, 2007, 2010)  
 Overall NCAA Super Regional Hosts: ..... 2 (2004, 2015)  
 Best NCAA Finish: ..... 1979 National Runner-up

## GAME CREDENTIALS

Members of the media should contact John Thomas to request individual game credentials for Razorback baseball home games. Credential requests should be made no later than noon (CT) the day before the scheduled contest and should be directed by e-mail to John Thomas. Credential requests for away games should be made to the communications contact of the home team. Only fully accredited personnel directly involved in the coverage of the game will be admitted. Credentials are non-transferable.

## INTERVIEW POLICY

Please direct all requests for interviews with coaches and players to John Thomas. For home SEC weekends, Coach Dave Van Horn will hold his weekly press conference on Thursday with players and assistant coaches available prior to Thursday's practice. On road SEC weekends, Coach Van Horn will hold his weekly press conference on Wednesday with players and assistant coaches available prior to Wednesday's practice. Players are not available for interviews on gamedays, except for post-game interviews. Post-game press conferences are held in the indoor batting cages located down the third base line. Coach Van Horn will address the media first, followed by the two or three most requested Razorback players. In the event of a doubleheader, the only Arkansas player available between games for interviews is the starting pitcher of game one. The Arkansas clubhouse is off limits to the media at all times.

## E-MAIL UPDATES

Members of the media may request to be added to the Arkansas communications baseball e-mail group. Subscribers will receive game notes, game stories and other information. To subscribe, send a request to John Thomas. Please identify yourself and your organization in your request as this service is only available to members of the media.

## GAMEDAY MEDIA SERVICES

The Arkansas communications staff provides scorecards, rosters, updated statistics and results for each team in the Baum Stadium press box prior to home games. Box scores, play-by-play and any postgame notes are disseminated approximately 10 minutes after the conclusion of the game. An Associated Press-style game story is also produced by the communications office. Members of the media may request these stories be sent to their organization via e-mail by contacting a member of the communications office.

## RAZORBACK SPORTS NETWORK

For the 24th consecutive season, every pitch of the Arkansas baseball season can be heard on the Razorback Sports Network from IMG College. The network spans the state of Arkansas and can also be heard in neighboring states as well as across the globe via the internet. The Razorback Baseball Radio Network is one of the largest collegiate baseball radio networks in the nation. With more than 20 affiliates, Razorback baseball games are never more than a dial away no matter where an Arkansas fan resides.

## PHOTOGRAPHERS

No cameras are allowed on the Baum Stadium playing surface during games. Photographers are encouraged to use the photo wells at the end of each dugout and behind home plate.

## RADIO AFFILIATES FROM IMG

Arkadelphia	KYXK-FM	106.9
Conway	KASR-FM	92.7
Crossett	KAGH-FM	104.9
El Dorado	KELD-FM	106.5
Fayetteville	KQSM-FM	92.1
Forrest City	KXJK-AM	950
Fort Smith	KHGG-FM	103.1
Fort Smith	KHGG-AM	1580
Glenwood	KWXI-FM	98.9
Glenwood	KWXI-AM	670
Helena	KFFA-AM	1360
Helena	KFFA-FM	103.1
Hope	KXAR-AM (SEC Games)	1490
Little Rock	KABZ-FM	103.7
Marshall	KBCN-FM	104.3
Mena	KTTG-FM	96.3
Prescott	KTPA-AM (SEC Games)	1370
Rogers	KURM-AM	790
Rogers	KURM-FM	100.3
Russellville	KARV-AM	610
Russellville	KARV-FM	101.3
Stuttgart	KWAK-FM	105.5
Texarkana, Texas	KKTK-AM	1400

**MLB BOUND**



Arkansas has had 21 players drafted in the last three seasons, good for a tie for third-most in the nation over that span. The Razorbacks had a program record 11 players selected in the 2013 MLB Draft to lead the country.

FLORIDA	22
LSU	22
RAZORBACKS	21
OKLAHOMA	21
FLORIDA STATE	20
TCU	20
VANDERBILT	20
LOUISVILLE	19
OREGON STATE	19
STANFORD	19
UCLA	19
ARIZONA STATE	19

**OMAHA BOUND**

Dave Van Horn has made more CWS appearances than any current head coach in the SEC.

Dave Van Horn (ARK)	1	2	3	4	5	6
Paul Mainieri (LSU)	1	2	3	4	5	
Kevin O'Sullivan (FLA)	1	2	3	4		
Tim Corbin (VU)	1	2	3			
Dave Serrano (UT)	1	2				
Scott Stricklin (UGA)	1					
Mike Bianco (UM)	1					
John Cohen (MSU)	1					
Chad Holbrook (SC)	1					

**PRESEASON PROPS**

<<<< ZACH JACKSON  
 Golden Spikes Award Watch List  
 NCBWA Stopper of the Year Watch List  
 Louisville Slugger All-America first team  
 NCBWA All-America first team  
 Perfect Game All-America first team  
 All-SEC first team

CLARK EAGAN  
 All-SEC second team

RICK NOMURA  
 All-SEC second team



**The Baum Way**

- Arkansas finished No. 2 in the country in average attendance for the third straight year with 8,290 fans per game in 2015. The Razorbacks posted school records in actual attendance and tickets sold for a single game.
- The actual crowd of 12,167 against Missouri State on June 6 was the largest crowd in Baum Stadium history. The 12,167 fans also marked the third largest Super Regional crowd in NCAA history.
- After setting the Baum Stadium attendance record in game one of the Fayetteville Super Regional with 11,869, Razorback fans followed suit Saturday, breaking the record in less than 24 hours with 12,167 on hand. In the Fayetteville Super Regional, three of the top four attendance marks at the eight Super Regional sites were all at Baum Stadium, totaling 35,730 over the three games. Game 1: 11,869 | Game 2: 12,167 | Game 3: 11,694
- The three NCAA Fayetteville Super Regional crowds marked the three largest crowds in Baum Stadium history.
- Arkansas was home to three of the top four postseason crowds in 2015 during Regionals and Super Regionals.
- The 12,589 tickets sold against Mississippi State on April 25 marked the 14th largest on-campus crowd in NCAA history.

**Shriners Hospitals for Children College Classic**

All three of Arkansas' games against No. 20 Rice, No. 12 Houston and No. 25 Texas Tech at the Shriners Hospitals for Children College Classic held at Minute Maid Park in Houston next weekend can be seen on national TV. All three of Arkansas' games will be live nationally on MLB Network, but blacked out in Arkansas, Oklahoma, Texas, Louisiana and New Mexico. The games will be broadcast in those aforementioned states on Cox Sports or Root Sports Southwest found on AT&T U-Verse (Ch. 758 and Ch. 1758) and DirecTV (Ch. 674).

**#BennyBaseball - 2015 NATIONAL PLAYER OF THE YEAR**

**Awards and Accolades**

- Golden Spikes Award
- Dick Howser Trophy
- Southeastern Conference Player of the Year
- Collegiate Baseball National Player of the Year
- Baseball America National Player of the Year

**#BennyBaseball Breakdown**

- Was the first SEC Player of the Year in program history.
- Was the first National Player of the Year in program history.
- Was the first Golden Spikes Award and Dick Howser Trophy winner in program history.
- Was the first Razorback to win a major SEC award since Nick Schmidt won Pitcher of the Year in 2006.
- Is the first player in school history with at least 15 home runs and 20 stolen bases in a season.
- Was the first NCAA Division I player in seven years to hit 20-plus home runs and steal 20-plus bases.
- Was the first player in SEC history to win the batting title, home run title and Player of the Year.
- Became the third player in SEC history to finish the year as the league leader in home runs and batting average.
- Was the first Razorback in school history to lead the nation in home runs (20).
- Was one of only two players in the country with 15-plus home runs and 20-plus stolen bases.
- Led the SEC in batting average, home runs, slugging percentage, on base percentage and walks.
- Led all sophomores in the country in batting average, home runs and slugging percentage.



Benintendi was selected by the Boston Red Sox with the seventh overall pick in the 2015 MLB Draft. He was the third-highest draft pick in program history and the eighth Razorback to be taken in the first round.



## 2016 OVERALL STATISTICS



**Arkansas Baseball**  
**Overall Statistics for Arkansas (as of May 09, 2016)**  
**(All games Sorted by Batting avg)**



Record: 26-22 Home: 20-10 Away: 3-12 Neutral: 3-0 SEC: 7-17

Player	avg	gp-gs	ab	r	h	2b	3b	hr	rbi	tb	slg%	bb	hp	so	gdp	ob%	sf	sh	sb-att	po	a	e	fld%	
20 Carson Shaddy	.352	47-46	182	39	64	12	1	8	34	102	.560	20	3	43	4	.418	3	0	5-8	51	60	12	.902	
17 Luke Bonfield	.331	43-42	151	29	50	11	0	8	37	85	.563	20	4	36	2	.418	2	0	0-2	31	0	1	.969	
9 Clark Eagan	.298	48-48	198	32	59	7	2	4	30	82	.414	20	4	29	3	.367	4	3	5-6	190	28	4	.982	
1 Rick Nomura	.298	47-45	168	37	50	14	1	3	24	75	.446	23	2	21	3	.383	3	2	5-7	106	139	4	.984	
29 Cullen Gassaway	.290	36-34	124	16	36	6	1	0	24	44	.355	16	1	28	3	.368	3	2	2-2	249	15	3	.989	
3 Michael Bernal	.280	47-47	175	36	49	8	1	8	36	83	.474	14	5	29	3	.349	1	1	0-1	68	158	11	.954	
27 Tucker Pennell	.254	43-37	126	14	32	10	0	2	12	48	.381	11	3	24	2	.329	0	3	2-3	303	51	4	.989	
-----																								
33 Grant Koch	.302	23-15	53	10	16	2	1	2	13	26	.491	10	2	9	2	.431	0	0	0-0	75	13	1	.989	
19 Austin Catron	.267	26-21	86	13	23	2	1	2	16	33	.384	7	1	18	4	.320	3	2	1-2	23	1	1	.960	
15 Jake Arledge	.261	35-25	92	26	24	6	3	2	11	42	.457	20	5	22	2	.412	2	1	7-7	40	2	0	1.000	
8 Eric Cole	.256	29-22	90	13	23	2	1	0	7	27	.300	12	1	23	0	.346	1	4	1-1	31	0	0	1.000	
24 Chad Spanberger	.222	29-24	90	11	20	4	0	6	15	42	.467	11	2	35	0	.320	0	1	0-1	33	0	0	1.000	
7 Darien Simms	.222	25-4	27	12	6	0	0	0	3	6	.222	3	2	8	0	.344	0	2	6-6	6	0	0	1.000	
5 Cody Scroggins	.186	24-14	43	6	8	0	0	0	4	8	.186	6	0	7	1	.286	0	3	3-3	14	21	2	.946	
44 Alex Gosser	.143	9-3	14	3	2	0	0	0	2	2	.143	3	0	3	0	.278	1	0	0-0	17	0	0	1.000	
26 Jack Benninghoff	.111	14-4	18	6	2	0	0	0	0	2	.111	4	0	7	0	.273	0	1	0-0	4	0	0	1.000	
25 Dominic Taccolini	.000	1-1	0	0	0	0	0	0	0	0	.000	0	0	0	0	.000	0	0	0-0	8	8	0	1.000	
Totals	.283	48	1637	303	464	84	12	45	268	707	.432	200	35	342	29	.369	23	25	37-49	1272	541	51	.973	
Opponents	.271	48	1611	263	436	78	7	28	241	612	.380	203	44	401	37	.365	15	29	48-83	1244	452	67	.962	

LOB - Team (374), Opp (368). DPs turned - Team (42), Opp (37). CI - Team (1), Koch, G. 1, Opp (1). IBB - Team (6), Eagan, C. 2, Spanberger C 1, Gassaway, C. 1, Bernal, M. 1, Shaddy, C. 1, Opp (3). Picked off - Spanberger C 2, Cole, E. 1, Bonfield, L. 1, Arledge, J. 1, Shaddy, C. 1, Eagan, C. 1.

## (All games Sorted by Earned run avg)

Player	era	w-l	app	gs	cg	sho	sv	ip	h	r	er	bb	so	2b	3b	hr	b/avg	wp	hp	bks	sfa	sha
32 Zach Jackson	4.88	3-4	16	5	1	1/0	4	48.0	40	30	26	35	59	8	0	3	.225	5	5	0	1	5
25 Dominic Taccolini	5.00	5-3	13	11	1	1/0	0	63.0	60	37	35	20	54	6	1	3	.251	4	7	0	2	5
11 Keaton McKinney	6.06	1-4	12	11	0	0/0	0	49.0	55	40	33	29	28	13	1	3	.288	6	7	0	1	3
-----																						
36 Cannon Chadwick	1.76	1-0	8	0	0	0/1	0	15.1	13	4	3	4	10	2	0	0	.241	0	1	0	1	1
46 Barrett Loseke	2.73	1-2	15	5	0	0/1	0	29.2	21	9	9	19	32	3	1	1	.210	6	3	0	0	2
16 Blaine Knight	2.95	2-1	16	5	0	0/0	1	39.2	48	20	13	12	41	7	0	2	.296	0	0	1	1	3
14 Doug Willey	3.38	1-2	23	0	0	0/2	3	24.0	28	10	9	7	26	6	0	1	.304	0	2	0	2	0
10 Josh Alberius	3.62	3-1	22	0	0	0/2	0	27.1	31	14	11	7	33	8	2	2	.292	2	4	0	1	1
55 Isaiah Campbell	4.56	3-0	11	5	0	0/0	0	23.2	27	16	12	7	20	3	0	4	.287	1	2	0	0	3
38 Jordan Rodriguez	5.02	0-0	20	0	0	0/1	1	14.1	11	8	8	9	14	2	0	3	.212	0	1	0	0	1
5 Cody Scroggins	5.40	0-0	4	0	0	0/0	0	3.1	3	2	2	2	1	0	0	0	.273	2	1	0	0	0
28 James Teague	5.83	3-3	17	1	0	0/0	0	29.1	29	21	19	17	30	7	1	2	.282	4	3	0	4	1
37 Weston Rogers	5.85	1-1	11	5	0	0/1	0	20.0	20	13	13	6	17	1	1	3	.267	1	0	0	0	4
21 Kacey Murphy	6.75	0-0	13	0	0	0/1	0	9.1	13	8	7	8	9	4	0	0	.325	0	2	0	0	0
30 Hunter Hart	7.62	1-0	10	0	0	0/0	0	13.0	12	14	11	12	14	3	0	0	.261	7	3	0	1	0
34 Jake Reindl	8.10	0-0	4	0	0	0/1	0	3.1	5	3	3	0	3	1	0	0	.333	1	0	0	0	0
13 Ty Harris	9.64	0-0	7	0	0	0/2	0	4.2	6	5	5	5	2	0	0	1	.316	2	1	0	0	0
18 Anthony Dahl	11.57	1-1	6	0	0	0/0	0	7.0	14	9	9	4	8	4	0	0	.412	0	2	0	1	0
Totals	4.84	26-22	48	48	2	4/2	9	424.0	436	263	228	203	401	78	7	28	.271	41	44	1	15	29
Opponents	5.56	22-26	48	48	2	0/0	11	414.2	464	303	256	200	342	84	12	45	.283	38	35	4	23	25

PB - Team (6), Pennell, T. 4, Koch, G. 2, Opp (10). Pickoffs - Team (12), Pennell, T. 4, Teague, J. 2, Loseke, B. 2, Alberius, J. 2, Rogers, W. 1, Hart, H. 1, Opp (7). SBA/ATT - Pennell, T. (42-67), Taccolini, D (11-17), Koch, G. (5-15), Jackson, Z. (8-10), Knight, B. (5-10), McKinney, K. (4-9), Teague, J. (4-9), Willey, D. (3-6), Rogers, W. (4-5), Loseke, B. (2-4), Campbell, I. (1-4), Chadwick, C. (2-4), Hart, H. (2-3), Gosser, A. (1-1), Dahl, A. (1-1), Alberius, J. (1-1).

2016 CONFERENCE STATISTICS



Arkansas Baseball  
Conference statistics for Arkansas (as of May 09, 2016)  
(SEC games only Sorted by Batting avg)



Record: 7-17 Home: 5-7 Away: 2-10 SEC: 7-17

Player	avg	gp-gs	ab	r	h	2b	3b	hr	rbi	tb	slg%	bb	hp	so	gdp	ob%	sf	sh	sb-att	po	a	e	fld%	
1 Rick Nomura	.319	24-24	91	15	29	10	0	0	8	39	.429	8	1	13	1	.376	1	0	2-2	48	71	2	.983	
20 Carson Shaddy	.312	24-24	93	16	29	7	0	2	13	42	.452	11	0	25	1	.385	0	0	4-5	29	24	5	.914	
17 Luke Bonfield	.291	24-23	86	13	25	3	0	4	16	40	.465	11	0	22	1	.371	0	0	0-1	21	0	1	.955	
29 Cullen Gassaway	.290	18-17	62	6	18	5	0	0	10	23	.371	6	0	16	0	.353	0	2	1-1	106	6	1	.991	
3 Michael Bernal	.284	23-23	88	17	25	2	1	4	16	41	.466	7	3	19	2	.357	0	0	0-1	33	70	7	.936	
9 Clark Eagan	.267	24-24	101	14	27	2	1	2	10	37	.366	7	2	18	2	.324	1	0	0-0	108	17	3	.977	
27 Tucker Pennell	.230	24-23	74	6	17	3	0	1	7	23	.311	6	2	17	1	.305	0	1	0-0	171	28	4	.980	
-----																								
26 Jack Benninghoff	1.000	2-0	1	0	1	0	0	0	0	1	1.000	0	0	0	0	1.000	0	0	0-0	0	0	0	.000	
19 Austin Catron	.375	9-7	32	7	12	1	1	1	5	18	.563	1	0	9	1	.382	1	0	1-1	0	0	0	.000	
24 Chad Spanberger	.260	16-14	50	7	13	1	0	3	6	23	.460	4	1	19	0	.327	0	0	0-1	24	0	0	1.000	
5 Cody Scroggins	.231	11-9	26	3	6	0	0	0	2	6	.231	3	0	5	0	.310	0	1	2-2	4	9	2	.867	
8 Eric Cole	.214	10-6	28	1	6	1	0	0	0	7	.250	3	0	8	0	.290	0	0	0-0	11	0	0	1.000	
44 Alex Gosser	.200	5-2	10	1	2	0	0	0	2	2	.200	1	0	1	0	.250	1	0	0-0	9	0	0	1.000	
15 Jake Arledge	.182	17-12	44	8	8	3	1	0	4	13	.295	6	0	16	2	.275	1	1	3-3	23	2	0	1.000	
33 Grant Koch	.154	11-5	26	2	4	0	0	1	5	7	.269	3	0	4	1	.241	0	0	0-0	12	2	0	1.000	
7 Darien Simms	.105	10-3	19	2	2	0	0	0	1	2	.105	1	1	8	0	.190	0	0	2-2	5	0	0	1.000	
Totals	.270	24	831	118	224	38	4	18	105	324	.390	78	10	200	12	.338	5	5	15-19	621	253	27	.970	
Opponents	.302	24	824	165	249	48	4	17	153	356	.432	126	25	192	15	.405	12	9	25-43	633	232	24	.973	

LOB - Team (178), Opp (210). DPs turned - Team (18), Opp (18). IBB - Team (1), Gassaway, C. 1, Opp (3). Picked off - Shaddy, C. 1, Eagan, C. 1, Spanberger C 1, Bonfield, L. 1.

(SEC games only Sorted by Earned run avg)

Player	era	w-l	app	gs	cg	sho	sv	ip	h	r	er	bb	so	2b	3b	hr	b/avg	wp	hp	bks	sfa	sha
32 Zach Jackson	5.80	2-3	9	5	1	1/0	1	35.2	31	26	23	28	43	7	0	2	.226	4	3	0	1	0
11 Keaton McKinney	5.88	1-4	8	7	0	0/0	0	33.2	39	27	22	20	24	10	1	2	.289	6	4	0	1	1
25 Dominic Taccolini	6.63	2-3	8	7	1	1/0	0	36.2	46	29	27	14	28	5	1	3	.309	4	6	0	2	4
-----																						
36 Cannon Chadwick	0.00	0-0	1	0	0	0/0	0	2.2	2	0	0	0	0	0	0	0	.200	0	0	0	0	0
16 Blaine Knight	1.08	0-1	7	0	0	0/0	0	16.2	21	9	2	6	20	3	0	1	.292	0	0	0	1	0
10 Josh Alberius	2.19	1-1	11	0	0	0/0	0	12.1	14	6	3	3	13	7	0	1	.304	1	1	0	1	1
46 Barrett Loseke	4.76	0-2	8	4	0	0/0	0	17.0	14	9	9	13	20	2	1	1	.237	4	2	0	0	1
5 Cody Scroggins	5.40	0-0	4	0	0	0/0	0	3.1	3	2	2	2	1	0	0	0	.273	2	1	0	0	0
55 Isaiah Campbell	6.48	0-0	5	0	0	0/0	0	8.1	13	9	6	3	7	2	0	1	.333	0	0	0	0	0
38 Jordan Rodriguez	6.75	0-0	9	0	0	0/0	0	5.1	4	4	4	6	5	0	0	2	.211	0	1	0	0	1
14 Doug Willey	7.84	1-1	9	0	0	0/0	0	10.1	18	9	9	4	13	4	0	1	.429	0	2	0	2	0
28 James Teague	8.64	0-2	8	1	0	0/0	0	16.2	21	17	16	13	12	4	1	1	.350	1	3	0	3	1
30 Hunter Hart	12.27	0-0	2	0	0	0/0	0	3.2	5	6	5	6	3	2	0	0	.357	1	1	0	1	0
21 Kacey Murphy	16.88	0-0	4	0	0	0/0	0	2.2	10	5	5	3	3	2	0	0	.588	0	0	0	0	0
37 Weston Rogers	18.00	0-0	2	0	0	0/0	0	1.0	3	2	2	1	0	0	0	1	.500	0	0	0	0	0
13 Ty Harris	45.00	0-0	2	0	0	0/0	0	1.0	5	5	5	4	0	0	0	1	.625	1	1	0	0	0
Totals	6.09	7-17	24	24	2	2/0	1	207.0	249	165	140	126	192	48	4	17	.302	24	25	0	12	9
Opponents	4.18	17-7	24	24	2	0/0	7	211.0	224	118	98	78	200	38	4	18	.270	14	10	2	5	5

PB - Team (3), Pennell, T. 2, Koch, G. 1, Opp (3). Pickoffs - Team (6), Pennell, T. 2, Loseke, B. 2, Alberius, J. 2, Opp (4). SBA/ATT - Pennell, T. (24-40), Taccolini, D (7-10), Jackson, Z. (6-8), Teague, J. (1-5), Willey, D. (1-4), Knight, B. (2-4), McKinney, K. (2-4), Koch, G. (1-3), Hart, H. (2-3), Loseke, B. (2-3), Campbell, I. (1-1), Chadwick, C. (1-1).



## 2016 STARTERS RECORDS



**Arkansas Baseball**  
**Miscellaneous Stats for Arkansas (as of May 09, 2016)**  
**(All games)**

**Starting Lineup By Position**  
**(Team W-L record when starter)**

PITCHER:		
11 Keaton McKinney	11	(5-6)
25 Dominic Taccolini	11	(8-3)
55 Isaiah Campbell	5	(5-0)
16 Blaine Knight	5	(3-2)
46 Barrett Loseke	5	(2-3)
37 Weston Rogers	5	(2-3)
32 Zach Jackson	5	(1-4)
28 James Teague	1	(0-1)
CATCHER:		
27 Tucker Pennell	37	(18-19)
33 Grant Koch	9	(8-1)
44 Alex Gosser	2	(0-2)
FIRST BASE:		
29 Cullen Gassaway	31	(16-15)
9 Clark Eagan	15	(8-7)
19 Austin Catron	2	(2-0)
SECOND BASE:		
1 Rick Nomura	45	(24-21)
5 Cody Scroggins	3	(2-1)
THIRD BASE:		
20 Carson Shaddy	34	(19-15)
5 Cody Scroggins	10	(5-5)
9 Clark Eagan	4	(2-2)
SHORTSTOP:		
3 Michael Bernal	47	(26-21)
5 Cody Scroggins	1	(0-1)
LEFT FIELD:		
17 Luke Bonfield	31	(16-15)
15 Jake Arledge	9	(5-4)
8 Eric Cole	6	(4-2)
7 Darien Simms	1	(1-0)
26 Jack Benninghoff	1	(0-1)
CENTER FIELD:		
9 Clark Eagan	29	(16-13)
20 Carson Shaddy	11	(5-6)
15 Jake Arledge	5	(4-1)
8 Eric Cole	1	(0-1)
26 Jack Benninghoff	1	(1-0)
7 Darien Simms	1	(0-1)
RIGHT FIELD:		
24 Chad Spanberger	22	(12-10)
8 Eric Cole	15	(10-5)
15 Jake Arledge	11	(4-7)
DESIGNATED HITTER:		
19 Austin Catron	19	(10-9)
17 Luke Bonfield	11	(7-4)
33 Grant Koch	6	(3-3)
29 Cullen Gassaway	3	(1-2)
7 Darien Simms	2	(1-1)
26 Jack Benninghoff	2	(2-0)
24 Chad Spanberger	2	(1-1)
25 Dominic Taccolini	1	(1-0)
20 Carson Shaddy	1	(0-1)
44 Alex Gosser	1	(0-1)

**Starting Lineup By Lineup Spot**  
**(Team W-L record when starter)**

LEADOFF:		
9 Clark Eagan	25	(11-14)
8 Eric Cole	15	(12-3)
15 Jake Arledge	5	(2-3)
7 Darien Simms	3	(1-2)
2ND SPOT:		
20 Carson Shaddy	29	(15-14)
15 Jake Arledge	12	(9-3)
8 Eric Cole	3	(0-3)
19 Austin Catron	1	(1-0)
26 Jack Benninghoff	1	(0-1)
7 Darien Simms	1	(1-0)
9 Clark Eagan	1	(0-1)
3RD SPOT:		
9 Clark Eagan	22	(15-7)
17 Luke Bonfield	16	(6-10)
20 Carson Shaddy	8	(4-4)
19 Austin Catron	2	(1-1)
CLEANUP:		
29 Cullen Gassaway	32	(17-15)
17 Luke Bonfield	7	(3-4)
19 Austin Catron	3	(1-2)
3 Michael Bernal	3	(3-0)
20 Carson Shaddy	2	(1-1)
24 Chad Spanberger	1	(1-0)
5TH SPOT:		
1 Rick Nomura	27	(17-10)
3 Michael Bernal	7	(1-6)
19 Austin Catron	6	(3-3)
24 Chad Spanberger	3	(2-1)
20 Carson Shaddy	2	(2-0)
15 Jake Arledge	1	(0-1)
44 Alex Gosser	1	(0-1)
33 Grant Koch	1	(1-0)
6TH SPOT:		
17 Luke Bonfield	18	(14-4)
1 Rick Nomura	8	(3-5)
3 Michael Bernal	7	(2-5)
20 Carson Shaddy	4	(2-2)
24 Chad Spanberger	3	(1-2)
33 Grant Koch	3	(2-1)
29 Cullen Gassaway	2	(0-2)
19 Austin Catron	1	(0-1)
15 Jake Arledge	1	(1-0)
26 Jack Benninghoff	1	(1-0)
7TH SPOT:		
24 Chad Spanberger	13	(7-6)
19 Austin Catron	8	(6-2)
1 Rick Nomura	7	(3-4)
3 Michael Bernal	6	(3-3)
33 Grant Koch	3	(3-0)
27 Tucker Pennell	3	(0-3)
15 Jake Arledge	3	(1-2)
26 Jack Benninghoff	2	(2-0)
20 Carson Shaddy	1	(0-1)
25 Dominic Taccolini	1	(1-0)
17 Luke Bonfield	1	(0-1)

2016 STARTERS RECORDS



Arkansas Baseball  
Miscellaneous Stats for Arkansas (as of May 09, 2016)  
(All games)



STARTERS SUMMARY

Player	GS	Position											Batting Order								
		p	c	1b	2b	3b	ss	lf	cf	rf	of	dh	1st	2nd	3rd	4th	5th	6th	7th	8th	9th
9 Clark Eagan	48	.	.	15	.	4	.	.	29	.	.	.	25	1	22	.	.	.	.	.	.
3 Michael Bernal	47	.	.	.	.	.	47	.	.	.	.	.	.	.	.	3	7	7	6	24	.
20 Carson Shaddy	46	.	.	.	.	34	.	.	11	.	.	1	.	29	8	2	2	4	1	.	.
1 Rick Nomura	45	.	.	.	45	.	.	.	.	.	.	.	.	.	.	.	27	8	7	2	1
17 Luke Bonfield	42	.	.	.	.	.	.	31	.	.	.	11	.	.	16	7	.	18	1	.	.
27 Tucker Pennell	37	.	37	.	.	.	.	.	.	.	.	.	.	.	.	.	.	.	3	12	22
29 Cullen Gassaw	34	.	.	31	.	.	.	.	.	.	.	3	.	.	.	32	.	2	.	.	.
15 Jake Arledge	25	.	.	.	.	.	.	9	5	11	.	.	5	12	.	.	1	1	3	.	3
24 Chad Spanberg	24	.	.	.	.	.	.	.	.	22	.	2	.	.	.	1	3	3	13	4	.
8 Eric Cole	22	.	.	.	.	.	.	6	1	15	.	.	15	3	.	.	.	.	.	1	3
19 Austin Catron	21	.	.	2	.	.	.	.	.	.	.	19	.	1	2	3	6	1	8	.	.
33 Grant Koch	15	.	9	.	.	.	.	.	.	.	.	6	.	.	.	.	1	3	3	4	4
5 Cody Scroggins	14	.	.	.	3	10	1	.	.	.	.	.	.	.	.	.	.	.	.	.	14
25 Dominic Taccol	12	11	.	.	.	.	.	.	.	.	.	1	.	.	.	.	.	.	.	1	.
11 Keaton McKinn	11	11	.	.	.	.	.	.	.	.	.	.	.	.	.	.	.	.	.	.	.
55 Isaiah Campbe	5	5	.	.	.	.	.	.	.	.	.	.	.	.	.	.	.	.	.	.	.
16 Blaine Knight	5	5	.	.	.	.	.	.	.	.	.	.	.	.	.	.	.	.	.	.	.
32 Zach Jackson	5	5	.	.	.	.	.	.	.	.	.	.	.	.	.	.	.	.	.	.	.
37 Weston Rogers	5	5	.	.	.	.	.	.	.	.	.	.	.	.	.	.	.	.	.	.	.
46 Barrett Loseke	5	5	.	.	.	.	.	.	.	.	.	.	.	.	.	.	.	.	.	.	.
26 Jack Benningh	4	.	.	.	.	.	.	1	1	.	.	2	.	1	.	.	.	1	2	.	.
7 Darien Simms	4	.	.	.	.	.	.	1	1	.	.	2	3	1	.	.	.	.	.	.	.
44 Alex Gosser	3	.	2	.	.	.	.	.	.	.	.	1	.	.	.	1	.	.	.	1	1
28 James Teague	1	1	.	.	.	.	.	.	.	.	.	.	.	.	.	.	.	.	.	.	.





### Starting Pitching Breakdown

Game date	Opposing team	Starter	IP	H	R	ER	BB	SO	NP	Final
Feb. 19, 2016	Central Michigan	Taccolini, D.	7.0	1	1	1	1	3	79	W, 6-1
Feb. 20, 2016	Central Michigan	Knight, B.	5.0	4	2	2	0	3	74	W, 4-3
Feb. 21, 2016	Central Michigan	McKinney, K.	4.0	4	3	2	2	1	58	W, 9-4
Feb. 23, 2016	Mississippi Valley St.	Campbell, I.	2.0	2	1	1	0	1	23	W, 21-4
Feb. 24, 2016	Mississippi Valley St.	Rogers, W.	2.0	1	0	0	0	4	28	W, 20-0
Feb. 26, 2016	No. 24 Rice	Taccolini, D.	6.0	5	2	2	1	6	85	W, 5-2
Feb. 27, 2016	No. 9 Houston	Knight, B.	2.0	4	1	1	1	3	39	W, 12-3
Feb. 28, 2016	No. 23 Texas Tech	McKinney, K.	0.2	3	5	5	2	1	37	W, 10-6
March 2, 2016	Louisiana Tech	Rogers, W.	2.2	3	2	2	1	1	48	L, 3-2
March 4, 2016	Eastern Illinois	Taccolini, D.	5.0	4	2	2	1	5	74	W, 5-2
March 5, 2016	Eastern Illinois	Knight, B.	3.1	7	5	5	1	4	54	L, 10-8
March 6, 2016	Eastern Illinois	McKinney, K.	7.0	4	2	1	1	1	95	W, 3-2
March 8, 2016	Gonzaga	CANCELLED								
March 9, 2016	Gonzaga	Rogers, W.	1.2	2	2	2	1	1	27	L, 15-10
March 11, 2016	Western Illinois	Taccolini, D.	7.0	2	1	1	2	9	109	W, 3-2
March 12, 2016	Western Illinois	McKinney, K.	3.2	5	3	3	4	1	65	W, 9-3
March 13, 2016	Western Illinois	Loseke, B.	4.0	1	0	0	1	4	48	W, 3-0
March 15, 2016	Grambling State	Campbell, I.	4.0	4	3	3	1	4	57	W, 14-4
March 16, 2016	Grambling State	Rogers, W.	4.0	3	2	2	0	2	61	W, 3-2
March 18, 2016	at #12 South Carolina	Taccolini, D.	6.0	12	8	8	1	2	113	L, 10-6
March 19, 2016	at #12 South Carolina	Loseke, B.	4.0	3	2	2	3	3	70	L, 6-2
March 20, 2016	at #12 South Carolina	McKinney, K.	4.2	7	4	3	0	4	82	L, 8-6
March 25, 2016	Auburn	Taccolini, D.	2.0	6	2	2	3	3	65	W, 3-2
March 26, 2016	Auburn	McKinney, K.	6.0	3	0	0	5	3	101	W, 14-7
March 27, 2016	Auburn	Loseke, B.	2.2	4	1	1	1	2	48	W, 3-1
March 29, 2016	at #16 Oklahoma State	Knight, B.	2.0	4	3	3	1	1	54	L, 5-4
April 1, 2016	Missouri	Taccolini, D.	1.0	4	3	2	1	0	35	W, 7-6
April 2, 2016	Missouri	McKinney, K.	3.2	6	6	6	4	2	92	L, 8-5
April 3, 2016	Missouri	Loseke, B.	3.1	2	3	3	1	4	45	L, 10-1
April 6, 2016	vs. Memphis	Campbell, I.	2.2	2	0	0	1	2	34	W, 12-4
April 8, 2016	at No. 14 Ole Miss	Teague, J.	3.0	8	7	7	2	3	51	L, 7-3
April 9, 2016	at No. 14 Ole Miss	Jackson, Z.	5.0	8	6	5	1	8	100	L, 14-9
April 10, 2016	at No. 14 Ole Miss	Loseke, B.	1.0	2	3	3	2	3	32	L, 8-7
April 12, 2016	vs. Louisiana Monroe	Knight, B.	3.0	1	0	0	1	3	39	W, 3-1
April 14, 2016	No. 2 Florida	Taccolini, D.	3.0	1	3	3	3	2	54	L, 12-8
April 15, 2016	No. 2 Florida	McKinney, K.	4.0	5	3	3	4	5	90	L, 9-2
April 16, 2016	No. 2 Florida	Jackson, Z.	5.1	1	4	4	4	5	104	L, 8-2
April 19, 2016	No. 25 Creighton	Campbell, I.	3.0	2	0	0	0	2	26	W, 6-2
April 21, 2016	at No. 12 Kentucky	Taccolini, D.	10.0	5	0	0	0	10	125	W, 1-0
April 22, 2016	at No. 12 Kentucky	Jackson, Z.	7.0	2	0	0	3	8	106	W, 2-0
April 23, 2016	at No. 12 Kentucky	McKinney, K.	3.1	4	3	3	3	2	65	L, 5-4
April 26, 2016	#18 Oklahoma State	Campbell, I.	3.1	3	3	2	2	3	63	W, 7-6
April 30, 2016	#2 Texas A&M	Taccolini, D.	6.0	9	5	5	2	6	102	W, 9-5
April 30, 2016	#2 Texas A&M	Jackson, Z.	4.2	6	7	7	4	6	101	L, 11-8
May 1, 2016	#2 Texas A&M	McKinney, K.	5.2	6	5	1	1	5	94	L, 6-2
May 3, 2016	at Missouri State	Rogers, W.	3.0	3	3	3	1	4	49	L, 14-6
May 6, 2016	at #13 LSU	Taccolini, D.	5.0	5	5	4	3	1	101	L, 5-4
May 7, 2016	at #13 LSU	Jackson, Z.	4.0	4	1	1	5	5	105	L, 10-9(10)
May 8, 2016	at #13 LSU	McKinney, K.	4.1	4	4	4	3	2	87	L, 7-1
May 13, 2016	Alabama	--	--	--	--	--	--	--	--	--
May 14, 2016	Alabama	--	--	--	--	--	--	--	--	--
May 15, 2016	Alabama	--	--	--	--	--	--	--	--	--
May 17, 2016	Missouri State	--	--	--	--	--	--	--	--	--
May 19, 2016	at Mississippi State	--	--	--	--	--	--	--	--	--
May 20, 2016	at Mississippi State	--	--	--	--	--	--	--	--	--
May 21, 2016	at Mississippi State	--	--	--	--	--	--	--	--	--

### Run Support

Pitcher	Starts	Runs	Runs/Game	Team Record
Taccolini, D.	11	57	5.2	8-3
Knight, B.	5	31	6.2	3-2
McKinney, K.	11	65	5.9	5-6
Campbell, I.	5	60	12.0	5-0
Rogers, W.	5	41	8.2	2-3
Loseke, B.	5	16	3.2	2-3
Teague, J.	1	3	3.0	0-1
Jackson, Z.	5	30	6.0	1-4
<b>TOTALS</b>	<b>48</b>	<b>303</b>	<b>6.42</b>	<b>26-22</b>

### Quality Starts

Pitcher	Total Starts	Quality Starts	Record in QS
Taccolini, D.	11	5	4-1
McKinney, K.	11	2	2-0
Knight, B.	5	0	--
Campbell, I.	5	0	--
Rogers, W.	5	0	--
Jackson, Z.	5	1	1-0
Teague, J.	1	0	--
Loseke, B.	5	0	--
<b>TOTALS</b>	<b>48</b>	<b>8</b>	<b>7-1</b>

Quality Start = 6.0 innings pitched with 3 or less earned runs

### Starters Statistics

Player	ERA	W	L	APP	GS	CG	SHO	CBO	SV	IP	H	R	ER	BB	SO	2B	3B	HR	AB	B/Avg	WP	HBP	BK	SFA	SHA
55 Isaiah Campbell	3.60	3	0	5	5	0	0	0	0	15.0	13	7	6	4	12	1	0	3	53	.245	1	0	0	0	3
25 Dominic Taccolini	4.66	5	3	11	11	1	1	0	0	58.0	54	32	30	18	47	5	1	2	219	.247	4	6	0	2	4
46 Barrett Loseke	5.40	1	2	5	5	0	0	1	0	15.0	12	9	9	8	16	1	1	1	54	.222	2	1	0	0	0
32 Zach Jackson	5.88	1	2	5	5	1	1	0	0	26.0	21	18	17	17	32	5	0	1	97	.216	3	3	0	1	0
11 Keaton McKinney	5.94	1	4	11	11	0	0	0	0	47.0	51	38	31	29	27	12	1	3	181	.282	5	7	0	1	3
37 Weston Rogers	6.08	1	1	5	5	0	0	1	0	13.1	12	9	9	3	12	1	1	1	49	.245	0	0	0	0	3
16 Blaine Knight	6.46	1	0	5	5	0	0	0	0	15.1	20	11	11	4	14	4	0	1	60	.333	0	0	0	0	3
28 James Teague	21.00	0	1	1	1	0	0	0	0	3.0	8	7	7	2	3	3	0	0	14	.571	0	0	0	2	0
<b>Totals</b>	<b>5.61</b>	<b>13</b>	<b>13</b>	<b>48</b>	<b>48</b>	<b>2</b>	<b>4</b>	<b>2</b>	<b>0</b>	<b>192.2</b>	<b>191</b>	<b>131</b>	<b>120</b>	<b>85</b>	<b>163</b>	<b>32</b>	<b>4</b>	<b>12</b>	<b>727</b>	<b>.263</b>	<b>15</b>	<b>17</b>	<b>0</b>	<b>6</b>	<b>16</b>

**Team Game Highs (2016)**

**Batting**

At bats:	45	at LSU (May 07, 2016)
Runs scored:	21	vs Miss. Valley State (Feb 23, 2016)
Hits:	19	vs Miss. Valley State (Feb 23, 2016)
RBIs:	21	vs Miss. Valley State (Feb 23, 2016)
Doubles:	6	vs Western Illinois (Mar 12, 2016)
	6	vs Grambling State (Mar 15, 2016)
Triples:	2	vs Miss. Valley State (Feb 23, 2016)
Home runs:	4	vs Auburn (Mar 26, 2016)
Total bases:	35	vs Miss. Valley State (Feb 23, 2016)
Walks:	13	vs Eastern Illinois (Mar 05, 2016)
Strikeouts:	16	vs Texas A&M (Apr 30, 2016)
Sac hits:	3	vs Central Michigan (Feb 19, 2016)
	3	vs Central Michigan (Feb 20, 2016)
Sac flies:	4	vs Miss. Valley State (Feb 24, 2016)
Stolen bases:	4	vs Western Illinois (Mar 12, 2016)
Hit by pitch:	4	vs ULM (Apr 12, 2016)
Caught stealing:	2	vs Eastern Illinois (Mar 06, 2016)
Runners LOB:	14	vs Eastern Illinois (Mar 05, 2016)
Hit into DP:	3	at Ole Miss (Apr 10, 2016)
	3	at Missouri State (May 03, 2016)

**Fielding**

Putouts:	36	vs Eastern Illinois (Mar 05, 2016)
Assists:	22	vs Eastern Illinois (Mar 05, 2016)
Errors:	6	vs Eastern Illinois (Mar 05, 2016)
Passed balls:	2	vs Central Michigan (Feb 21, 2016)
DPs turned:	3	vs Texas Tech (Feb 28, 2016 at Houston, Texas)
	3	vs Florida (Apr 15, 2016)
	3	vs Texas A&M (Apr 30, 2016)

**Pitching**

Innings pitched:	12.0	vs Eastern Illinois (Mar 05, 2016)
Runs allowed:	15	vs Gonzaga (Mar 09, 2016)
Earned runs:	14	vs Gonzaga (Mar 09, 2016)
Walks allowed:	10	at LSU (May 07, 2016)
Strikeouts:	15	at LSU (May 07, 2016)
Hits allowed:	18	vs Gonzaga (Mar 09, 2016)
Doubles allowed:	7	at Ole Miss (Apr 09, 2016)
Triples allowed:	3	at Missouri State (May 03, 2016)
Homers allowed:	2	(6 games)
Wild pitches:	4	vs Gonzaga (Mar 09, 2016)
Hit batters:	5	vs Gonzaga (Mar 09, 2016)

**Individual Game Highs (2016)**

**Batting**

At bats:	7	Carson Shaddy vs Eastern Illinois (Mar 05, 2016)
Runs scored:	4	(4 games)
Hits:	4	Rick Nomura vs Western Illinois (Mar 12, 2016)
	4	Tucker Pennell at LSU (May 07, 2016)
RBIs:	6	Carson Shaddy vs Grambling State (Mar 15, 2016)
Doubles:	2	(8 games)
Triples:	1	(12 games)
Home runs:	2	(4 games)
Total bases:	9	Jake Arledge vs Eastern Illinois (Mar 05, 2016)
Walks:	4	Luke Bonfield at LSU (May 07, 2016)
Strikeouts:	5	Chad Spanberger vs Texas A&M (Apr 30, 2016)
Sac hits:	1	(25 games)
Sac flies:	2	Clark Eagan vs Miss. Valley State (Feb 24, 2016)
Stolen bases:	2	Carson Shaddy at Ole Miss (Apr 08, 2016)
	2	Jake Arledge at LSU (May 06, 2016)
Hit by pitch:	2	Luke Bonfield vs Oklahoma State (Apr 26, 2016)
Caught stealing:	1	(12 games)
Runners LOB:	7	Austin Catron vs Eastern Illinois (Mar 06, 2016)

**Fielding**

Putouts:	17	Tucker Pennell at LSU (May 07, 2016)
Assists:	9	Michael Bernal vs Florida (Apr 15, 2016)
Errors:	2	(5 games)
Passed balls:	2	Tucker Pennell vs Central Michigan (Feb 21, 2016)

**Pitching**

Innings pitched:	10.0	Dominic Taccolini at Kentucky (Apr 22, 2016)
Runs allowed:	8	Dominic Taccolini at South Carolina (Mar 18, 2016)
Earned runs:	8	Dominic Taccolini at South Carolina (Mar 18, 2016)
Walks allowed:	5	Zach Jackson at South Carolina (Mar 20, 2016)
	5	Keaton McKinney vs Auburn (Mar 26, 2016)
	5	Zach Jackson at LSU (May 07, 2016)
Strikeouts:	10	Dominic Taccolini at Kentucky (Apr 22, 2016)
Hits allowed:	12	Dominic Taccolini at South Carolina (Mar 18, 2016)
Doubles allowed:	3	(4 games)
Triples allowed:	2	Josh Alberius at Missouri State (May 03, 2016)
Homers allowed:	2	Isaiah Campbell vs Grambling State (Mar 15, 2016)
	2	Jordan Rodriguez vs Missouri (Apr 01, 2016)
	2	Dominic Taccolini vs Texas A&M (Apr 30, 2016)
Wild pitches:	3	Hunter Hart vs Gonzaga (Mar 09, 2016)
	3	Dominic Taccolini at LSU (May 06, 2016)
Hit batters:	2	(6 games)

## The Last Time an Arkansas Player...

4 Hits in a game	Tucker Pennell at No. 13 LSU, May 7, 2016
5 Hits in a game	Andy Wilkins at No. 9 Oklahoma (Norman Regional), May 31, 2009
6 Hits in a game	Jeremy Jackson vs. Northeastern (Okla.), April 16, 1997
2 Hits in an inning	Tyler Spoon and Brian Anderson, at No. 6 South Carolina, March 22, 2013
2 Doubles in a game	Rick Nomura at No. 13 LSU, May 7, 2016
3 Doubles in a game	Joe Serrano vs. South Alabama, February 28, 2014
4 Doubles in a game	Rodney Nye vs. La. Tech, March 31, 1998
2 Triples in a game	Bobby Wernes vs. North Dakota, Feb. 14, 2015
Led off a game with a HR	Tim Carver vs. Oral Roberts, April 24, 2012
2 Home runs in a game	Michael Bernal vs. Auburn, March 26, 2016
3 Home runs in a game	Brett Eibner vs. Grambling State, June 4, 2010
Grand Slam	Rick Nomura vs. Gonzaga, March 9, 2016
HR in consecutive AB	Michael Bernal vs. Auburn, March 26, 2016
HR in 4 straight games	Aaron Murphree vs. OSU, So. Dakota St. & Siena, March 2-8, 2008
HR in 5 straight games	Aaron Murphree vs. OSU, So. Dakota St. & Siena, March 2-8, 2008
HR in 6 straight games	Aaron Murphree vs. OSU, So. Dakota St. & Siena, March 2-9, 2008
Pinch-hit home run	Chad Spanberger vs. Eastern Illinois, March 5, 2016
Inside the park home run	Andrew Benintendi vs. Miss Valley State, April 8, 2015
Back-to-Back Home Runs	Joe Serrano and Andrew Benintendi at Auburn, April 3, 2015
4 Runs in a game	Rick Nomura vs. Grambling State, March 15, 2016
5 Runs in a game	Andrew Benintendi vs Mississippi Valley State, April 8, 2015
6 Runs in a game	Jeremy Jackson vs. Northeastern (Okla.), April 16, 1997
4 RBI in a game	Chad Spanberger vs. #25 Creighton, April 19, 2016
5 RBI in a game	Rick Nomura vs. Gonzaga, March 9, 2016
6 RBI in a game	Carson Shaddy vs. Grambling State, March 15, 2016
7 RBI in a game	Brett Eibner vs. Grambling State (Fayetteville Regional), June 4, 2010
8 RBI in a game	Rodney Nye vs. ORU, April 14, 1999
9 RBI in a game	Ryan Lundquist vs. Central Missouri St., March 4, 1997
2 Stolen bases in a game	Carson Shaddy at #14 Ole Miss, April 8, 2016
3 Stolen bases in a game	Andrew Benintendi vs Stephen F. Austin, April 15, 2015
4 Stolen bases in a game	Logan Forsythe vs. Ole Miss, May 19, 2007
Stole home	Bobby Wernes vs. Ole Miss, March 28, 2015
2 Errors in a game	Cody Scroggins at No. 13 LSU, May 7, 2016
3 Errors in a game	Bobby Wernes, at LSU, April 12, 2014
4 Errors in a game	Chris Shaddy vs. TCU, April 27, 1980
9-Inning no-hitter	Scott Roehl vs. Kansas St., March 20, 2001
9-Inning combined no-hitter	Nick Schmidt (6.0), Brian McLelland (1.0) & Devin Collis (2.0) vs. Oklahoma State, February 12, 2006
1-Hitter	Brett Eibner (9.0) at No. 1 Georgia, April 19, 2009
1-Hitter combined	Colin Poché (5.0 IP, 1H), Cade Lynch (2.0 IP, 0H), vs. New Orleans, February 19, 2013
2-Hitter	Keaton McKinney at Alabama, May 2, 2015
2-Hitter combined	Loseke (4.0 IP, 1H), Murphy (1.2 IP, 0H), Alberius (1.2 IP, 0H), Harris (0.2 IP, 0H), Willey (0.2 IP, 1H), Rodriguez (0.1 IP, 0H) vs. Western Illinois, March 13, 2016
3-Hitter	Ryne Stanek (9.0 IP), at No. 6 South Carolina, March 23, 2013
3-Hitter combined	Keaton McKinney and Dominic Taccolini vs Tennessee, May 10, 2015
Complete game	Dominic Taccolini at #12 Kentucky, April 22, 2016
Complete-game shutout	Dominic Taccolini at #12 Kentucky, April 22, 2016
10-inning or more start	Dominic Taccolini at #12 Kentucky (10 innings), April 22, 2016
Had 10 strikeouts	Dominic Taccolini at #12 Kentucky, April 22, 2016
Had 11 strikeouts	Mike Bolsinger at No. 11 Ole Miss, May 9, 2010
Had 12 strikeouts	Drew Smyly vs. No. 9 Oklahoma (Norman Regional), May 31, 2009
Had 13 strikeouts	Nick Schmidt vs. Georgia, March 24, 2006
Had 14 strikeouts	David Walling vs. South Carolina, May 16, 1999
Had 15 strikeouts	Nick Schmidt vs. Auburn, May 18, 2006
Had 16 strikeouts	David Walling vs. Eastern Illinois, Feb. 20, 1998
Had 17 strikeouts	Jess Todd vs. South Carolina (SEC Tournament), May 24, 2007

## The Last Time an Arkansas Team...

Scored 10 runs	vs. Gonzaga, March 9, 2016
Scored 11 runs	vs. SE Missouri State, March 18, 2015
Scored 12 runs	vs. Memphis, April 6, 2016
Scored 13 runs	vs. Loyola Marymount, March 7, 2015
Scored 14 runs	vs. Auburn, March 26, 2016
Scored 15 runs	vs. Western Illinois, March 12, 2016
Scored 16 runs	at Missouri State, April 18, 2007
Scored 17 runs	vs. Villanova, February 19, 2012
Scored 18 runs	vs. Missouri State, June 5, 2015
Scored 19 runs	vs. Grambling State (Fayetteville Regional), June 4, 2010
Scored 20 runs	vs. Mississippi Valley State, Feb. 24, 2016
Scored 21 runs	vs. Mississippi Valley State, Feb. 23, 2016
Scored 22 runs	vs. Louisiana Tech, Feb. 14, 2004
Scored 23 runs	Never
Scored 24 runs	Missouri Southern, Feb. 11, 1998
Scored 25 runs	Missouri Southern, Feb. 4, 2001
Scored 26 runs	vs. Iowa (in Arlington, Texas), Feb. 14, 1997
Scored 27 runs	Never
Scored 28 runs	vs. Wisconsin-Milwaukee (2), Feb. 18, 2007
Scored 29 runs	Morningside, April 6, 1968
Scored 30 runs	at South Carolina, March 30, 1997
Scored 31-32 runs	32 vs. Saint Louis, April 7, 2010
Scored 33+ runs	33 vs. Southwest Baptist, March 21, 1984
Had 14 hits	vs. Auburn, March 26, 2016
Had 15 hits	at No. 13 LSU, May 7, 2016
Had 16 hits	vs. North Dakota, Feb. 14, 2015
Had 17 hits	vs. Memphis, April 6, 2016
Had 18 hits	vs. Missouri State, June 5, 2015
Had 19 hits	vs. Mississippi Valley State, Feb. 23, 2016
Had 20 hits	at Mississippi State, April 11, 2010
Had 21 hits	Kentucky, April 28, 2001
Had 22 hits	vs. Wisconsin-Milwaukee (2), Feb. 18, 2007
Had 23 hits	Centenary, March 31, 1999
Had 24 hits	Georgia, March 17, 2001
Had 25 hits	at Centenary, March 23, 2005
Had 26-29 hits	28 at South Carolina, March 30, 1997
Had 30 hits	vs. Saint Louis, April 7, 2010
Had 31+ hits	32 vs. Southwest Baptist, March 21, 1984
4 Errors in a game	at No. 13 LSU, May 7, 2016
5 Errors in a game	vs. #2 Florida, April 14, 2016
6 Errors in a game	vs. Eastern Illinois, March 5, 2016
7 Errors in a game	vs. La. Tech, March 20, 2001
Was Shutout	vs Florida, May 22, 2015 (10-0)
Was Shutout Back-to-Back	vs. LSU, April 23-24, 2005 (7-0, 6-0)
Held to 1 hit	vs. Missouri State, June 6, 2015
Held to 2 hits	at #3 Virginia, May 31, 2014
Held to 3 hits	vs Florida, May 21, 2015 (0-10)
Swept an SEC Home Series (three games)	vs. Auburn, March 25-27, 2016
Swept an SEC Road Series (three games)	at Alabama, April 30-May 2, 2015
Was Swept in SEC Home Series	vs. No. 2 Florida, April 14-16, 2016
Was Swept in SEC Road Series	at No. 13 LSU, May 6-8, 2016
Swept a Non-conference Home Series	vs. Grambling State, March 15-16, 2016
Swept a Non-conference Road Series	at McNeese State, March 23-24, 2010
Was Swept in a Non-conference Home Series	Gonzaga, March 10-11, 2015
Was Swept in a Non-conference Road Series	at Nebraska, April 16, 2013
Won a Non-conference Home Series	vs. Grambling State, March 15-16, 2016
Lost a Non-conference Home Series	vs. South Alabama, February 28-March 1, 2014
Lost a Non-conference Road Series	at Nebraska, April 16, 2013
Back-to-Back Shutouts	UK (1-0) April 22 and UK (2-0) April 22-23, 2016
Most Consecutive Shutouts	4 vs. Wisconsin (March 15-16, 1980)
Shut out an opponent at home	vs. Western Illinois (3-0), March 13, 2016
Shut out an opponent on the road	at #12 Kentucky (2-0), April 23, 2016
Shut out an SEC opponent at home	vs. South Carolina (7-0), April 5, 2014
Shut out an SEC opponent on the road	at #12 Kentucky (2-0), April 23, 2016

**THE NATIONAL POLLS**

**Baseball America**  
May 9, 2016

1 Florida	40-8
2 Texas A&M	37-10
3 Mississippi State	33-14
4 Miami	35-9
5 Texas Tech	37-13
6 Ole Miss	36-13
7 Florida State	32-13
8 South Carolina	36-11
9 Louisville	38-10
10 TCU	33-12
11 LSU	31-16
12 Vanderbilt	36-12
13 NC State	32-14
14 Rice	31-14
15 Virginia	31-17
16 Oklahoma State	30-15
17 Florida Atlantic	33-13
18 Tulane	31-14
19 Southern Miss	34-14
20 Washington	27-16
21 Arizona	31-16
22 Cal State Fullerton	30-16
23 Clemson	31-16
24 UC Santa Barbara	31-12
25 Creighton	32-10

**D1Baseball**  
May 9, 2016

1 Florida	40-8
2 Texas A&M	37-10
3 Miami	35-9
4 Mississippi State	33-14
5 Florida State	32-13
6 Louisville	38-10
7 Texas Tech	37-13
8 Ole Miss	36-13
9 South Carolina	36-11
10 NC State	32-14
11 Vanderbilt	36-12
12 Virginia	31-17
13 Rice	31-14
14 TCU	33-12
15 Tulane	31-14
16 LSU	31-16
17 Washington	27-16
18 Oklahoma State	30-15
19 Georgia Tech	31-15
20 Coastal Carolina	34-14
21 East Carolina	30-17
22 Arizona	31-16
23 Florida Atlantic	33-13
24 Oregon State	29-15
25 Minnesota	30-15

**Perfect Game**  
May 9, 2016

1 Florida	40-8
2 Texas A&M	37-10
3 Mississippi State	33-14
4 Miami	35-9
5 Florida State	32-13
6 Louisville	38-10
7 Vanderbilt	36-12
8 South Carolina	36-11
9 Ole Miss	36-13
10 Texas Tech	37-13
11 NC State	32-14
12 TCU	33-12
13 Oklahoma State	30-15
14 UNC Wilmington	33-11
15 Tulane	31-14
16 Michigan	34-12
17 Florida Atlantic	33-13
18 Bryant	36-9
19 Southern Miss	34-14
20 Rice	31-14
21 Coastal Carolina	34-14
22 LSU	31-16
23 Clemson	31-16
24 Arizona	31-16
25 UC Santa Barbara	31-12

**USA Today/ESPN**  
May 9, 2016

1 Florida	40-8
2 Texas A&M	37-10
3 Miami	35-9
4 Mississippi State	33-14
5 Louisville	38-10
6 Florida State	32-13
7 Vanderbilt	36-12
8 South Carolina	36-11
9 Texas Tech	37-13
10 TCU	33-12
11 Ole Miss	36-13
12 NC State	32-14
13 LSU	31-16
14 Virginia	31-17
15 Oklahoma State	30-15
16 Florida Atlantic	33-13
17 Oregon State	29-15
18 UC Santa Barbara	31-12
19 Michigan	34-12
20 --	--
21 Rice	31-14
22 North Carolina	30-17
23 Coastal Carolina	34-14
24 Clemson	31-16
25 Georgia Tech	31-15

**Collegiate Baseball**  
May 9, 2016

1 Florida	40-8
2 Miami	35-9
3 South Carolina	36-11
4 Florida State	32-13
5 Texas A&M	37-10
6 Louisville	38-10
7 Mississippi State	33-14
8 Vanderbilt	36-12
9 Texas Tech	37-13
10 NC State	32-14
11 Virginia	31-17
12 Oklahoma State	30-15
13 TCU	33-12
14 Washington	27-16
15 Cal State Fullerton	30-16
16 Southern Miss	34-14
17 Arizona	31-16
18 Rice	31-14
19 Tulane	31-14
20 Ole Miss	36-13
21 LSU	31-16
22 Georgia Tech	31-15
23 South Alabama	36-14
24 Coastal Carolina	34-14
25 Indiana	28-17

**NCBWA**  
May 9, 2016

1 Florida	40-8
2 Texas A&M	37-10
3 Mississippi State	33-14
4 Miami	35-9
5 Louisville	38-10
6 Florida State	32-13
7 Vanderbilt	36-12
8 TCU	33-12
9 Ole Miss	36-13
10 South Carolina	36-11
11 Texas Tech	37-13
12 NC State	32-14
13 LSU	31-16
14 Virginia	31-17
15 Oklahoma State	30-15
16 UC Santa Barbara	31-12
17 Oregon State	29-15
18 Florida Atlantic	33-13
19 Michigan	34-12
20 North Carolina	30-17
21 Louisiana	31-17
22 Clemson	31-16
23 Southern Miss	34-14
24 Georgia Tech	31-15
25 Arizona	31-16

**Arkansas Week-By-Week in the Polls**

	BA	D1	PG	USA TODAY	CB	NCBWA
Preseason	--	25	--	22	24	22
Week 1	--	24	25	--	24	18
Week 2	17	14	16	--	16	12
Week 3	18	14	18	14	17	16
Week 4	17	14	17	13	17	15
Week 5	25	20	22	18	NR	20
Week 6	22	18	18	15	NR	16
Week 7	NR	NR	NR	21	NR	24
Week 8	NR	NR	NR	NR	NR	NR
Week 9	NR	NR	NR	NR	NR	NR
Week 10	NR	NR	NR	NR	NR	NR
Week 11	NR	NR	NR	NR	NR	NR
Week 12	NR	NR	NR	NR	NR	NR
Week 13	NR	NR	NR	NR	NR	NR
Week 14	--	--	--	--	--	--
Week 15	--	--	--	--	--	--
Final	--	--	--	--	--	--

BA - Baseball America  
 ESPN - USA Today/ESPN  
 CB - Collegiate Baseball  
 NCBWA - National Collegiate Baseball Writers Association  
 PG - Perfect Game  
 D1 - D1Baseball.com

## SEC STANDINGS (2016)

	Conference				Overall			Last 10	Streak
	W	L	Win	GB	W	L	Win		
<b>WESTERN</b>									
Texas A&M	16	8	.667	-	37	10	.787	6-4	W 1
Mississippi State	15	9	.625	1	33	14	.702	8-2	W 3
LSU	14	10	.583	2	31	16	.660	5-5	W 3
Ole Miss	14	10	.583	2	36	13	.735	8-2	L 1
Alabama	12	12	.500	4	27	21	.563	5-5	L 1
Auburn	8	16	.333	8	22	26	.458	5-5	W 2
Arkansas	7	17	.292	9	26	22	.542	3-7	L 6
<b>EASTERN</b>									
South Carolina	16	7	.696	-	37	11	.771	7-3	W 1
Florida	16	7	.696	-	41	8	.837	7-3	W 2
Vanderbilt	14	10	.583	2.5	36	13	.735	6-4	L 2
Kentucky	13	11	.542	3.5	29	20	.592	6-4	L 1
Georgia	8	16	.333	8.5	23	25	.479	3-7	W 1
Tennessee	7	17	.292	9.5	26	23	.531	4-6	W 1
Missouri	7	17	.292	9.5	24	25	.490	4-6	L 4

## 2016 SEC PRESEASON POLL

	School	Points
	<b>WESTERN</b>	
	1. Texas A&M (8)	85
	2. LSU (5)	79
	3. Arkansas	65
	4. Mississippi State (1)	49
	5. Ole Miss	46
	6. Auburn	33
	7. Alabama	28
<b>EASTERN</b>		
	1. Florida (13)	91
	2. Vanderbilt (1)	78
	3. South Carolina	54
	4. Kentucky	53
	5. Missouri	47
	6. Georgia	32
	7. Tennessee	30

Champion: Florida (13), Vanderbilt (1)

## HOME RUN LISTING

No.	Player	Gm#	Date	Opponent	Pitcher	On Base	Inn	Outs	Count	Score	Final
1.	Luke Bonfield	3	Feb 21	Central Michigan	Williams, B.	2	7	1	2-0	6-3	W, 9-4
2.	Clark Eagan	4	Feb. 23	Miss. Valley State	Hodges, C.	1	2	0	2-1	7-1	W, 21-4
3.	Luke Bonfield	4	Feb. 23	Miss. Valley State	Gullett, C.	1	3	2	2-0	12-1	W, 21-4
4.	Austin Catron	4	Feb. 23	Miss. Valley State	McWright, C.	1	6	2	3-2	21-4	W, 21-4
5.	Michael Bernal	5	Feb. 24	Miss. Valley State	Spencer, F.	1	5	0	3-1	9-0	W, 20-0
6.	Carson Shaddy	5	Feb. 24	Miss. Valley State	Spencer, F.	1	6	0	2-2	13-0	W, 20-0
7.	Carson Shaddy	5	Feb. 24	Miss. Valley State	McWright, C.	0	8	0	0-1	14-0	W, 20-0
8.	Michael Bernal	7	Feb. 27	#9 Houston	King, J.	1	2	1	1-0	1-1	W, 12-3
9.	Michael Bernal	7	Feb. 27	#9 Houston	Hernandez, N.	2	3	2	0-1	5-1	W, 12-3
10.	Carson Shaddy	7	Feb. 27	#9 Houston	Reed, C.	1	8	0	3-2	10-3	W, 12-3
11.	Michael Bernal	8	Feb. 28	#23 Texas Tech	Howard, H.	1	4	1	1-2	4-5	W, 10-6
12.	Clark Eagan	8	Feb. 28	#23 Texas Tech	Martin, D.	0	5	0	3-2	7-5	W, 10-6
13.	Carson Shaddy	9	March 2	Louisiana Tech	Clancy, T.	0	1	1	1-0	1-0	L, 3-2
14.	Grant Koch	10	March 4	Eastern Illinois	Wivinis, M.	0	3	0	1-1	0-0	W, 5-2
15.	Carson Shaddy	10	March 4	Eastern Illinois	Wivinis, M.	1	3	2	2-0	1-0	W, 5-2
16.	Jake Arledge	11	March 5	Eastern Illinois	Hughes	0	2	1	1-1	2-3	L, 10-8
17.	Jake Arledge	11	March 5	Eastern Illinois	Thurston	1	7	2	2-2	5-8	L, 10-8
18.	Chad Spanberger	11	March 5	Eastern Illinois	Fisher	0	9	1	2-2	7-8	L, 10-8
19.	Rick Nomura	13	March 9	Gonzaga	Hellinger	3	6	2	0-1	10-6	L, 15-10
20.	Tucker Pennell	14	March 11	Western Illinois	Church	1	5	2	3-2	2-0	W, 3-2
21.	Chad Spanberger	15	March 12	Western Illinois	Mortillaro	2	3	1	2-1	2-2	W, 9-3
22.	Rick Nomura	15	March 12	Western Illinois	Sturchio	0	5	0	3-2	5-3	W, 9-3
23.	Rick Nomura	16	March 15	Grambling State	Hoover	1	4	1	0-0	6-3	W, 14-4
24.	Tucker Pennell	19	March 18	#12 South Carolina	Schmidt	0	3	1	0-0	8-0	L, 10-6
25.	Luke Bonfield	19	March 18	#12 South Carolina	Murray	1	8	1	0-0	9-4	L, 10-6
26.	Michael Bernal	23	March 26	Auburn	Mize	1	4	2	0-0	1-0	W, 14-7
27.	Michael Bernal	23	March 26	Auburn	Mitchell	1	5	2	2-2	6-0	W, 14-7
28.	Luke Bonfield	23	March 26	Auburn	Sprinkle	1	6	1	3-2	11-0	W, 14-7
29.	Chad Spanberger	23	March 26	Auburn	Frazier	0	8	1	2-2	13-5	W, 14-7
30.	Catron	27	April 2	Missouri	Houck	5	2	0	0-2	6-1	L, 8-5
31.	Luke Bonfield	29	April 6	Memphis	Bowlan	0	2	1	2-1	1-0	W, 12-4
32.	Luke Bonfield	31	April 9	#14 Ole Miss	Parkinson	0	4	0	2-0	4-0	L, 14-9
33.	Bernal, M.	32	April 10	at #14 Ole Miss	Smith, C.	1	9	1	3-2	5-8	L, 8-7
33.	Grant Koch	34	April 14	#2 Florida	Byrne	2	8	1	2-2	5-11	L, 12-8
34.	Chad Spanberger	34	April 14	#2 Florida	Anderson	0	9	2	1-0	8-12	L, 12-8
35.	Michael Bernal	35	April 15	#2 Florida	Shore	0	4	2	1-1	1-1	L, 9-2
36.	Chad Spanberger	37	April 19	#25 Creighton	Stroschein	1	2	2	2-0	0-0	W, 6-2
38.	Chad Spanberger	38	April 22	#12 Kentucky	Brown, Z.	0	10	0	1-0	0-0	W, 1-0
39.	Clark Eagan	40	April 23	#12 Kentucky	Cody, K.	0	5	2	1-1	3-3	L, 5-4
40.	Luke Bonfield	41	April 27	#18 Oklahoma State	Mertz	1	1	1	2-1	0-1	W, 7-6
41.	Carson Shaddy	42	April 30	#2 Texas A&M	Hill	1	3	0	0-0	2-4	W, 9-5
42.	Luke Bonfield	43	April 30	#2 Texas A&M	Vines	2	1	0	2-0	0-2	L, 11-8
43.	Carson Shaddy	44	May 1	#2 Texas A&M	Simonds	0	9	0	2-1	1-6	L, 6-2
44.	Carson Shaddy	45	May 3	at Missouri State	Knight	0	6	0	0-0	0-12	L, 14-6
45.	Clark Eagan	46	May 6	at #13 LSU	Lange	0	8	0	1-1	2-5	L, 5-4

**BULLPEN CHART**

Player	ERA	W	L	APP	GS	CG	SHO	CBO	SV	IP	H	R	ER	BB	SO	2B	3B	HR	AB	B/Avg	WP	HBP	BK	SFA	SHA
46 Barrett Loseke	0.00	0	0	10	0	0	0	0	0	14.2	9	0	0	11	16	2	0	0	46	.196	4	2	0	0	2
16 Blaine Knight	0.74	1	1	11	0	0	0	0	1	24.1	28	9	2	8	27	3	0	1	102	.275	0	0	1	1	0
36 Cannon Chadwick	1.76	1	0	8	0	0	0	1	0	15.1	13	4	3	4	10	2	0	0	54	.241	0	1	0	1	1
14 Doug Willey	3.38	1	2	23	0	0	0	2	3	24.0	28	10	9	7	26	6	0	1	92	.304	0	2	0	2	0
10 Josh Alberius	3.62	3	1	22	0	0	0	2	0	27.1	31	14	11	7	33	8	2	2	106	.292	2	4	0	1	1
32 Zach Jackson	3.68	2	2	11	0	0	0	0	4	22.0	19	12	9	18	27	3	0	2	81	.235	2	2	0	0	5
28 James Teague	4.10	3	2	16	0	0	0	0	0	26.1	21	14	12	15	27	4	1	2	89	.236	4	3	0	2	1
38 Jordan Rodriguez	5.02	0	0	20	0	0	0	1	1	14.1	11	8	8	9	14	2	0	3	52	.212	0	1	0	0	1
37 Weston Rogers	5.40	0	0	6	0	0	0	0	0	6.2	8	4	4	3	5	0	0	2	26	.308	1	0	0	0	1
5 Cody Scroggins	5.40	0	0	4	0	0	0	0	0	3.1	3	2	2	2	1	0	0	0	11	.273	2	1	0	0	0
55 Isaiah Campbell	6.23	0	0	6	0	0	0	0	0	8.2	14	9	6	3	8	2	0	1	41	.341	0	2	0	0	0
21 Kacey Murphy	6.75	0	0	13	0	0	0	1	0	9.1	13	8	7	8	9	4	0	0	40	.325	0	2	0	0	0
30 Hunter Hart	7.62	1	0	10	0	0	0	0	0	13.0	12	14	11	12	14	3	0	0	46	.261	7	3	0	1	0
34 Jake Reindl	8.10	0	0	4	0	0	0	1	0	3.1	5	3	3	0	3	1	0	0	15	.333	1	0	0	0	0
25 Dominic Taccolini	9.00	0	0	2	0	0	0	0	0	5.0	6	5	5	2	7	1	0	1	20	.300	0	1	0	0	1
11 Keaton McKinney	9.00	0	0	1	0	0	0	0	0	2.0	4	2	2	0	1	1	0	0	10	.400	1	0	0	0	0
13 Ty Harris	9.64	0	0	7	0	0	0	2	0	4.2	6	5	5	5	2	0	0	1	19	.316	2	1	0	0	0
18 Anthony Dahl	11.57	1	1	6	0	0	0	0	0	7.0	14	9	9	4	8	4	0	0	34	.412	0	2	0	1	0
<b>Totals</b>	<b>4.20</b>	<b>13</b>	<b>9</b>	<b>48</b>	<b>0</b>	<b>0</b>	<b>4</b>	<b>2</b>	<b>9</b>	<b>231.1</b>	<b>245</b>	<b>132</b>	<b>108</b>	<b>118</b>	<b>238</b>	<b>46</b>	<b>3</b>	<b>16</b>	<b>884</b>	<b>.277</b>	<b>26</b>	<b>27</b>	<b>1</b>	<b>9</b>	<b>13</b>

**PINCH HIT APPEARANCES**

Gm#	Date	Opponent	Batter	Scoring	Inn	Outs	Score	Final
2	Feb 20	Central Michigan	Catron, A.	1B	8	2	3-2	W, 4-3
3	Feb 21	Central Michigan	Arledge, J.	5-3	7	1	9-3	W, 9-4
4	Feb 23	Miss. Valley State	Simms, D.	1B	5	2	15-1	W, 21-4
4	Feb 23	Miss. Valley State	Scroggins, C.	P4	5	2	16-1	W, 21-4
7	Feb 27	#9 Houston	Catron, A.	1B	3	2	3-1	W, 12-3
8	Feb. 28	#23 Texas Tech	Simms, D.	54 SAC BU	7	1	9-6	W, 10-6
9	March 2	Louisiana Tech	Catron, A.	K	9	1	3-2	L, 3-2
10	March 4	Eastern Illinois	Benninghoff, J.	KL	5	1	4-2	W, 5-2
11	March 5	Eastern Illinois	Spanberger, C.	HR	9	1	7-8	L, 10-8
12	March 6	Eastern Illinois	Spanberger, C.	4-3	4	1	1-2	W, 3-2
13	March 11	Western Illinois	Spanberger, C.	P5	9	0	2-2	W, 3-2
14	March 13	Western Illinois	Benninghoff, J.	K	8	1	3-0	W, 3-0
15	March 15	Grambling State	Scroggins, C	5-3	7	2	14-4	W, 14-4
19	March 18	#12 South Carolina	Simms, D.	L7	6	0	8-1	L, 10-6
21	March 20	#12 South Carolina	Cole, E.	K	9	0	9-6	L, 8-6
23	March 26	Auburn	Gosser, A.	P4	6	2	13-0	W, 14-7
23	March 26	Auburn	Koch, G.	F8	8	0	13-5	W, 14-7
26	April 1	Missouri	Simms, D.	K BU	6	0	2-3	W, 7-6
27	April 2	Missouri	Bonfield, L	K	8	1	4-7	L, 8-5
28	April 3	Missouri	Simms, D.	3U	7	1	0-4	L, 10-1
29	April 6	Memphis	Benninghoff, J.	K	8	0	10-2	W, 12-4
31	April 9	#14 Ole Miss	Catron, A.	F7	7	2	1-6	L, 14-9
32	April 12	ULM	Simms, D	1B	8	1	2-1	W, 3-1
34	April 14	#2 Florida	Koch, G.	BB	5	0	0-7	L, 12-8
36	April 16	#2 Florida	Koch, G.	F8	7	1	0-6	L, 8-2
40	April 23	#12 Kentucky	Koch, G.	31	6	1	4-3	L, 5-4
42	April 30	#2 Texas A&M	Catron, A.	F8, SF, RBI	6	1	4-4	W, 9-5
43	April 30	#2 Texas A&M	Gassaway, C.	KS	9	1	7-8	L, 11-8
43	April 30	#2 Texas A&M	Gosser, A.	1B, MI, RBI	9	2	7-8	L, 11-8
44	May 1	#2 Texas A&M	Simms, D.	63	7	1	1-5	L, 6-2
46	May 6	#13 LSU	Spanberger, C.	KL	9	1	3-5	L, 5-4
46	May 6	#13 LSU	Gosser, A.	BB	9	2	3-5	L, 5-4

**Inning-by-inning Scoring Summary**

	1	2	3	4	5	6	7	8	9	EX	Total
Arkansas	33	30	32	30	39	45	28	46	18	2	303
Opponents	32	25	21	42	36	28	24	27	22	6	263



## GAME-BY-GAME HITTING (2016)

Date	Opponent	AB	R	H	RBI	2B	3B	HR	BB	IBB	SB	CS	HBP	SAC	SF	GDP	K	PO	A	E	Avg
Feb 19, 2016	CENTRAL MICHIGAN	30	6	8	4	0	1	0	2	0	0	0	2	3	0	0	6	27	13	0	.267
Feb 20, 2016	CENTRAL MICHIGAN	28	4	9	3	0	0	0	2	0	0	1	0	3	1	2	9	27	13	0	.293
Feb 21, 2016	CENTRAL MICHIGAN	27	9	10	7	1	1	1	7	0	1	0	0	0	1	0	2	24	13	1	.318
Feb 23, 2016	MISS. VALLEY STATE	40	21	19	21	3	2	3	10	0	0	0	0	0	3	0	4	27	15	2	.368
Feb 24, 2016	MISS. VALLEY STATE	37	20	15	19	4	0	3	10	0	1	0	1	1	4	0	4	27	16	0	.377
Feb 26, 2016	vs Rice	31	5	7	4	4	0	0	3	0	0	0	3	1	1	0	4	27	11	0	.352
Feb 27, 2016	vs Houston	38	12	13	11	1	0	3	3	0	0	0	1	0	0	0	9	27	9	0	.351
Feb 28, 2016	vs Texas Tech	36	10	12	7	2	1	2	4	0	3	0	2	1	1	1	8	27	11	0	.348
Mar 02, 2016	LOUISIANA TECH	33	2	6	2	0	0	1	4	1	2	0	0	0	0	1	8	27	13	0	.330
Mar 04, 2016	EASTERN ILLINOIS	33	5	8	5	0	1	2	4	0	2	0	0	0	0	0	7	27	10	0	.321
Mar 05, 2016	EASTERN ILLINOIS	44	8	11	8	2	0	3	13	1	1	0	0	1	0	1	5	36	22	6	.313
Mar 06, 2016	EASTERN ILLINOIS	28	3	6	3	2	0	0	8	2	0	2	1	2	1	0	3	27	14	2	.306
Mar 09, 2016	GONZAGA	35	10	10	9	1	0	1	7	0	0	1	1	0	0	0	8	27	7	1	.305
Mar 11, 2016	WESTERN ILLINOIS	32	3	4	3	1	0	1	5	0	2	0	1	2	0	0	5	30	13	3	.292
Mar 12, 2016	WESTERN ILLINOIS	39	9	15	9	6	0	2	3	0	4	0	0	0	1	0	3	27	16	1	.299
Mar 13, 2016	WESTERN ILLINOIS	28	3	6	3	1	0	0	3	0	1	0	2	2	0	1	9	27	13	1	.295
Mar 15, 2016	GRAMBLING STATE	40	14	15	13	6	0	1	5	0	0	0	3	0	1	0	6	27	13	0	.301
Mar 16, 2016	GRAMBLING STATE	25	3	4	2	1	0	0	7	0	2	1	1	0	1	1	5	27	11	1	.295
Mar 18, 2016	at South Carolina	39	6	12	6	3	0	2	1	0	0	0	0	0	0	0	13	24	13	0	.295
Mar 19, 2016	at South Carolina	29	2	4	1	0	0	0	4	0	1	0	2	0	0	2	9	24	8	0	.289
Mar 20, 2016	at South Carolina	33	6	9	4	2	0	0	3	0	2	0	1	0	1	0	11	24	9	1	.288
Mar 25, 2016	AUBURN	32	3	9	3	2	0	0	1	0	0	0	0	0	0	1	5	27	11	0	.288
Mar 26, 2016	AUBURN	38	14	14	11	2	0	4	7	0	0	0	0	0	0	1	2	27	9	0	.292
Mar 27, 2016	AUBURN	32	3	7	3	0	0	0	3	0	0	0	0	0	0	0	8	27	12	0	.289
Mar 29, 2016	at Oklahoma State	34	4	8	3	2	0	0	6	0	0	1	0	1	0	2	10	24	10	1	.287
Apr 01, 2016	MISSOURI	34	7	13	7	2	0	0	1	0	0	0	0	2	1	0	6	27	9	2	.290
Apr 02, 2016	MISSOURI	35	5	8	5	1	1	1	4	0	0	0	1	0	0	0	7	27	10	1	.288
Apr 03, 2016	MISSOURI	32	1	6	1	0	0	0	4	0	0	0	0	1	0	0	10	27	6	1	.285
Apr 06, 2016	at Memphis	42	12	16	7	3	0	1	2	0	2	0	0	1	1	2	6	27	6	1	.289
Apr 08, 2016	at Ole Miss	33	3	7	3	3	0	0	2	0	3	0	0	0	1	0	13	24	5	0	.286
Apr 09, 2016	at Ole Miss	38	9	14	8	3	1	1	6	0	0	1	0	0	1	1	6	24	11	2	.289
Apr 10, 2016	at Ole Miss	37	7	10	5	1	0	1	4	0	0	0	2	0	0	3	6	24	10	0	.288
Apr 12, 2016	ULM	27	3	6	3	2	0	0	5	1	0	0	4	1	1	2	7	27	9	1	.287
Apr 14, 2016	FLORIDA	38	8	10	7	2	0	2	4	0	1	0	2	0	0	0	14	27	9	5	.286
Apr 15, 2016	FLORIDA	35	2	9	2	2	0	1	0	0	0	0	1	0	0	0	8	27	19	2	.285
Apr 16, 2016	FLORIDA	35	2	9	2	3	0	0	2	0	0	1	0	0	0	0	14	27	10	1	.284
Apr 19, 2016	CREIGHTON	33	6	11	5	1	0	1	2	0	1	1	0	0	0	1	2	27	14	1	.286
Apr 22, 2016	at Kentucky	35	1	7	1	0	0	1	2	0	0	1	0	1	0	0	6	30	16	1	.283
Apr 23, 2016	at Kentucky	26	2	5	2	1	0	0	1	0	0	0	0	0	0	1	1	21	7	1	.282
Apr 23, 2016	at Kentucky	26	4	5	4	2	0	1	1	0	0	0	0	1	0	0	6	20	5	0	.280
Apr 26, 2016	OKLAHOMA STATE	32	7	11	7	1	1	1	4	0	0	1	2	1	1	0	6	27	8	1	.281
Apr 30, 2016	TEXAS A&M	35	9	13	9	3	1	1	6	0	1	0	0	0	1	2	9	27	12	0	.284
Apr 30, 2016	TEXAS A&M	44	8	14	8	1	0	1	8	0	1	0	0	0	0	1	16	33	19	3	.285
May 01, 2016	TEXAS A&M	35	2	8	2	0	1	1	2	0	0	0	0	0	0	0	5	27	11	1	.283
May 03, 2016	at Missouri State	34	6	10	5	2	1	1	3	0	0	0	1	0	0	3	6	24	8	1	.284
May 06, 2016	at LSU	32	4	8	3	3	0	1	4	1	3	0	1	0	0	0	8	24	12	2	.283
May 07, 2016	at LSU	45	9	15	7	2	0	0	7	0	2	0	0	0	0	0	11	28	8	4	.284
May 08, 2016	at LSU	33	1	8	1	0	0	0	1	0	1	1	0	0	0	0	6	24	12	0	.283
<b>Totals</b>		<b>1637</b>	<b>303</b>	<b>464</b>	<b>268</b>	<b>84</b>	<b>12</b>	<b>45</b>	<b>200</b>	<b>6</b>	<b>37</b>	<b>12</b>	<b>35</b>	<b>25</b>	<b>23</b>	<b>29</b>	<b>342</b>	<b>1272</b>	<b>541</b>	<b>51</b>	<b>.283</b>

## GAME-BY-GAME PITCHING (2016)

Date	Opponent	IP	H	R	ER	BB	SO	2B	3B	HR	WP	BK	HBP	DP	IBB	Score	W	L	SV	ERA
Feb 19, 2016	CENTRAL MICHIGAN	9.0	2	1	1	3	7	0	0	0	0	0	1	1	0	6-1	1	0	0	1.00
Feb 20, 2016	CENTRAL MICHIGAN	9.0	7	3	3	2	8	3	0	0	0	0	3	0	0	4-3	2	0	1	2.00
Feb 21, 2016	CENTRAL MICHIGAN	8.0	7	4	2	5	6	0	0	0	1	0	1	2	0	9-4	3	0	1	2.08
Feb 23, 2016	MISS. VALLEY STATE	9.0	7	4	4	1	11	1	0	1	2	0	0	1	0	21-4	4	0	1	2.57
Feb 24, 2016	MISS. VALLEY STATE	9.0	4	0	0	0	12	0	0	0	0	0	0	1	0	20-0	5	0	1	2.05
Feb 26, 2016	vs Rice	9.0	6	2	2	1	10	0	0	0	1	0	0	0	0	5-2	6	0	2	2.04
Feb 27, 2016	vs Houston	9.0	11	3	3	5	13	5	0	0	1	0	0	1	0	12-3	7	0	2	2.18
Feb 28, 2016	vs Texas Tech	9.0	11	6	6	7	10	2	0	0	1	0	2	3	0	10-6	8	0	2	2.66
Mar 02, 2016	LOUISIANA TECH	9.0	6	3	3	2	5	1	0	0	1	0	0	1	0	2-3	8	1	2	2.70
Mar 04, 2016	EASTERN ILLINOIS	9.0	8	2	2	2	9	0	0	0	0	0	0	1	0	5-2	9	1	3	2.63
Mar 05, 2016	EASTERN ILLINOIS	12.0	16	10	9	5	9	2	0	1	1	0	0	1	0	8-10	9	2	3	3.12
Mar 06, 2016	EASTERN ILLINOIS	9.0	4	2	1	2	3	1	0	0	0	0	0	1	0	3-2	10	2	3	2.95
Mar 09, 2016	GONZAGA	9.0	18	15	14	5	6	3	0	0	4	0	5	1	0	10-15	10	3	3	3.78
Mar 11, 2016	WESTERN ILLINOIS	10.0	4	2	1	5	14	0	0	0	0	0	0	2	0	3-2	11	3	3	3.56
Mar 12, 2016	WESTERN ILLINOIS	9.0	9	3	3	6	6	1	0	1	0	0	1	0	0	9-3	12	3	3	3.52
Mar 13, 2016	WESTERN ILLINOIS	9.0	2	0	0	3	10	0	0	0	0	0	2	2	0	3-0	13	3	4	3.31
Mar 15, 2016	GRAMBLING STATE	9.0	8	4	4	2	9	2	0	2	0	0	0	1	0	14-4	14	3	4	3.35
Mar 16, 2016	GRAMBLING STATE	9.0	6	2	2	0	8	0	0	1	0	1	0	0	0	3-2	15	3	5	3.27
Mar 18, 2016	at South Carolina	8.0	16	10	10	2	3	2	1	1	1	0	2	1	0	6-10	15	4	5	3.64
Mar 19, 2016	at South Carolina	8.0	8	6	6	4	7	0	0	1	0	0	1	0	0	2-6	15	5	5	3.78
Mar 20, 2016	at South Carolina	8.0	10	8	7	5	6	2	1	1	0	0	1	0	0	6-8	15	6	5	3.95
Mar 25, 2016	AUBURN	9.0	9	2	2	9	10	1	0	0	0	0	2	1	0	3-2	16	6	5	3.86
Mar 26, 2016	AUBURN	9.0	12	7	7	7	6	1	0	1	0	0	1	1	0	14-7	17	6	5	4.00
Mar 27, 2016	AUBURN	9.0	10	1	1	3	9	0	0	1	1	0	1	0	0	3-1	18	6	5	3.88
Mar 29, 2016	at Oklahoma State	8.0	8	5	4	4	6	2	0	1	0	0	1	2	0	4-5	18	7	5	3.90
Apr 01, 2016	MISSOURI	9.0	9	6	5	4	6	4	0	2	1	0	0	1	0	7-6	19	7	6	3.94
Apr 02, 2016	MISSOURI	9.0	11	8	8	7	7	4	1	1	1	0	1	2	0	5-8	19	8	6	4.09
Apr 03, 2016	MISSOURI	9.0	9	10	7	8	11	2	1	1	2	0	0	1	1	1-10	19	9	6	4.20
Apr 06, 2016	at Memphis	9.0	10	4	4	2	11	3	0	0	1	0	0	0	0	12-4	20	9	6	4.19
Apr 08, 2016	at Ole Miss	8.0	11	7	7	4	10	4	0	0	1	0	1	0	1	3-7	20	10	6	4.30
Apr 09, 2016	at Ole Miss	8.0	16	14	12	5	12	7	0	0	1	0	2	0	0	9-14	20	11	6	4.57
Apr 10, 2016	at Ole Miss	8.0	12	8	8	4	10	2	0	1	1	0	1	0	0	7-8	20	12	6	4.69
Apr 12, 2016	ULM	9.0	4	1	0	1	11	0	0	0	1	0	0	1	0	3-1	21	12	7	4.55
Apr 14, 2016	FLORIDA	9.0	12	12	9	6	9	4	0	0	2	0	1	0	0	8-12	21	13	7	4.68
Apr 15, 2016	FLORIDA	9.0	13	9	8	7	6	2	0	0	2	0	1	3	0	2-9	21	14	7	4.77
Apr 16, 2016	FLORIDA	9.0	7	8	7	9	10	0	0	1	2	0	3	0	0	2-8	21	15	7	4.84
Apr 19, 2016	CREIGHTON	9.0	9	2	2	1	7	1	0	0	1	0	1	2	0	6-2	22	15	8	4.76
Apr 22, 2016	at Kentucky	10.0	5	0	0	0	10	0	0	0	0	0	0	0	0	1-0	23	15	8	4.62
Apr 23, 2016	at Kentucky	7.0	2	0	0	3	8	1	0	0	1	0	0	0	0	2-0	24	15	8	4.53
Apr 23, 2016	at Kentucky	6.2	10	5	5	5	6	1	0	1	1	0	0	0	0	4-5	24	16	8	4.57
Apr 26, 2016	OKLAHOMA STATE	9.0	8	6	5	5	9	2	0	2	0	0	0	0	0	7-6	25	16	9	4.58
Apr 30, 2016	TEXAS A&M	9.0	10	5	5	4	6	0	0	2	1	0	0	3	0	9-5	26	16	9	4.59
Apr 30, 2016	TEXAS A&M	11.0	15	11	9	6	12	4	0	2	1	0	1	2	0	8-11	26	17	9	4.67
May 01, 2016	TEXAS A&M	9.0	10	6	2	3	6	3	0	0	0	0	0	1	0	2-6	26	18	9	4.61
May 03, 2016	at Missouri State	8.0	12	14	13	8	9	1	3	2	2	0	2	0	0	6-14	26	19	9	4.81
May 06, 2016	at LSU	8.0	6	5	4	6	2	0	0	0	3	0	3	2	0	4-5	26	20	9	4.80
May 07, 2016	at LSU	9.1	16	10	4	10	15	3	0	0	0	0	1	0	1	9-10	26	21	9	4.78
May 08, 2016	at LSU	8.0	10	7	7	5	5	1	0	1	2	0	2	0	0	1-7	26	22	9	4.84
<b>Totals</b>		<b>424.0</b>	<b>436</b>	<b>263</b>	<b>228</b>	<b>203</b>	<b>401</b>	<b>78</b>	<b>7</b>	<b>28</b>	<b>41</b>	<b>1</b>	<b>44</b>	<b>42</b>	<b>3</b>	<b>303-263</b>	<b>26</b>	<b>22</b>	<b>9</b>	<b>4.84</b>





**PITCHERS / GAME-BY-GAME (2016) (Career-highs listed under name)**

**30 • Hunter Hart**

Innings: 2.2 vs #2 Florida (4/14/16)  
Strikeouts: 4, 2x, last vs. Memphis (4/6/16)

Date	Opponent	S/R	Result	IP	H	R-ER	BB-K
2/20	C. Michigan	R	--	1.0	1	1-0	1-2
2/23	Miss. Valley St.	R	--	1.0	1	0-0	0-1
2/28	Texas Tech	R	--	1.2	0	0-0	1-0
3/5	Eastern Illinois	R	--	1.0	1	0-0	1-0
3/9	Gonzaga	R	--	0.0	1	3-2	1-0
3/15	Grambling State	R	--	2.1	2	1-1	1-4
4/6	Memphis	R	W	2.0	0	0-0	0-4
4/9	#14 Ole Miss	R	--	1.0	1	2-2	3-0
4/14	#2 Florida	R	--	2.2	4	4-3	3-3
5/3	Missouri St.	R	--	0.1	1	3-3	1-0

**32 • Zach Jackson**

Innings: 7.0 vs. #12 Kentucky (4/23/16)  
Strikeouts: 8, 3x, last at #12 Kentucky (4/23/16)

Date	Opponent	S/R	Result	IP	H	R-ER	BB-K
2/19	C. Michigan	R	--	1.0	1	0-0	1-1
2/20	C. Michigan	R	S	1.2	1	1-1	1-4
2/26	Rice	R	S	3.0	1	0-0	0-4
3/2	La. Tech	R	--	0.2	0	0-0	0-0
3/4	Eastern Illinois	R	S	0.2	0	0-0	1-2
3/5	Eastern Illinois	R	L	2.1	4	2-2	1-0
3/11	Western Illinois	R	W	3.0	2	1-0	3-5
3/20	#12 S. Carolina	R	L	2.2	3	4-4	5-2
3/27	Auburn	R	W	2.1	3	0-0	1-2
4/1	Missouri	R	S	0.2	0	0-0	1-0
4/3	Missouri	R	--	4.0	4	4-2	4-7
4/9	#14 Ole Miss	S	L	5.0	8	6-5	1-8
4/14	#2 Florida	S	L	5.1	1	4-4	4-5
4/23	#12 Kentucky	S	W	7.0	2	0-0	3-8
4/30	#2 Texas A&M	S	--	4.2	6	7-7	4-6
5/7	#13 LSU	S	--	4.0	4	4-1	5-5

**34 • Jake Reindl**

Innings: 1.0, 3x, last vs. Memphis (4/6/16)  
Strikeouts: 2 vs Miss. Valley St. (2/24/16)

Date	Opponent	S/R	Result	IP	H	R-ER	BB-K
2/24	Miss. Valley St.	R	--	1.0	0	0-0	0-2
3/9	Gonzaga	R	--	0.1	2	2-2	0-0
3/15	Grambling State	R	--	1.0	1	0-0	0-0
4/6	Memphis	R	--	1.0	2	1-1	0-1

**36 • Cannon Chadwick**

Innings: 3.0 vs Gonzaga (3/11/15)  
Strikeouts: 3, 2x, last vs Texas Tech (2/28/16)

Date	Opponent	S/R	Result	IP	H	R-ER	BB-K
2/20	C. Michigan	R	--	2.0	1	0-0	1-1
2/24	Miss. Valley St.	R	--	1.0	0	0-0	0-0
2/28	Texas Tech	R	W	2.1	3	1-1	1-3
3/2	La. Tech	R	--	3.0	2	0-0	0-1
3/5	Eastern Illinois	R	--	2.2	2	1-0	1-1
3/9	Gonzaga	R	--	0.2	3	2-2	1-1
4/12	ULM	R	--	1.0	0	0-0	0-2
4/15	#2 Florida	R	--	2.2	2	0-0	0-0

**37 • Weston Rogers**

Innings: 4.0 vs Grambling State (3/16/16)  
Strikeouts: 4 at Missouri State (3/3/16)

Date	Opponent	S/R	Result	IP	H	R-ER	BB-K
2/24	Miss. Valley St.	S	W	2.0	1	0-0	0-0
2/28	Texas Tech	R	--	0.1	2	0-0	0-0
3/2	La. Tech	S	--	2.2	3	2-2	1-1
3/5	Eastern Illinois	R	--	1.1	0	0-0	0-3
3/9	Gonzaga	S	--	1.2	2	2-2	1-1
3/16	Grambling State	S	--	4.0	3	2-2	0-2
4/19	#25 Creighton	R	--	2.0	1	0-0	0-1
4/26	#18 Oklahoma St.	R	--	2.0	2	2-2	2-1
4/30	#2 Texas A&M	R	--	0.0	1	0-0	0-0
5/2	Missouri State	S	L	3.0	3	3-3	1-4
5/8	#13 LSU	R	--	1.0	2	2-2	1-0

**38 • Jordan Rodriguez**

Innings: 2.0 vs Miss. Valley St. (2/23/16)  
Strikeouts: 2, 3x, last at Missouri St. (5/3/16)

Date	Opponent	S/R	Result	IP	H	R-ER	BB-K
2/23	Miss. Valley St.	R	--	2.0	2	2-2	0-2
2/27	Houston	R	--	0.1	1	0-0	0-1
2/28	Texas Tech	R	--	1.1	0	0-0	0-1
3/2	La. Tech	R	--	0.1	0	0-0	0-1
3/4	Eastern Illinois	R	--	1.0	1	0-0	0-0
3/5	Eastern Illinois	R	--	0.2	0	0-0	1-1
3/9	Gonzaga	R	--	1.1	2	1-1	1-1
3/13	Western Illinois	R	S	0.1	0	0-0	0-0
3/19	#12 S. Carolina	R	--	0.1	0	0-0	0-1
3/20	#12 S. Carolina	R	--	0.2	0	0-0	0-0
3/25	Auburn	R	--	1.2	1	0-0	1-1
3/27	Auburn	R	--	1.1	0	0-0	1-2
3/29	#16 Oklahoma St.	R	--	0.1	0	1-1	1-1
4/1	Missouri	R	--	0.1	2	3-3	1-0
4/10	#14 Ole Miss	R	--	0.1	0	0-0	1-0
4/16	#2 Florida	R	--	0.1	0	1-1	1-0
4/19	#25 Creighton	R	--	0.1	2	0-0	0-0
4/30	#2 Texas A&M	R	--	0.0	0	0-0	1-0
5/3	Missouri St.	R	--	1.0	0	0-0	0-2
5/8	#13 LSU	R	--	0.1	1	0-0	0-1

**46 • Barrett Loseke**

Innings: 4.0 2x, last vs. #12 S. Carolina (3/19/16)  
Strikeouts: 4, 3x, last vs. #2 Texas A&M (4/30/16)

Date	Opponent	S/R	Result	IP	H	R-ER	BB-K
2/20	C. Michigan	R	--	0.1	1	0-0	0-1
2/23	Miss. Valley St.	R	--	2.0	1	0-0	0-3
2/28	Texas Tech	R	--	1.1	2	0-0	3-3
3/9	Gonzaga	R	--	3.0	1	0-0	1-1
3/13	Western Illinois	S	W	4.0	1	0-0	1-4
3/19	#12 S. Carolina	S	--	4.0	3	2-2	3-3
3/27	Auburn	S	--	2.2	4	1-1	1-2
4/2	Missouri	S	L	3.1	2	3-3	1-4
4/10	#14 Ole Miss	S	L	1.0	2	3-3	2-3
4/12	ULM	R	--	1.0	1	0-0	0-1
4/16	#2 Florida	R	--	0.2	0	0-0	3-2
4/26	#18 Oklahoma St.	R	--	1.0	0	0-0	1-0
4/30	#2 Texas A&M	R	--	3.2	2	0-0	0-4
5/6	#13 LSU	R	--	0.0	0	0-0	0-2
5/8	#13 LSU	R	--	1.2	1	0-0	1-2

**55 • Isaiah Campbell**

Innings: 4.0 vs. Grambling State (3/15/16)  
Strikeouts: 4 vs. Grambling State (3/15/16)

Date	Opponent	S/R	Result	IP	H	R-ER	BB-K
2/23	Miss. Valley St.	S	W	2.0	2	1-1	0-1
3/9	Gonzaga	R	--	0.1	1	0-0	0-1
3/15	Grambling State	S	W	4.0	4	3-3	1-4
3/18	#12 S. Carolina	R	--	1.0	1	1-1	0-0
4/6	Memphis	S	--	2.2	2	0-0	1-2
4/9	#14 Ole Miss	R	--	0.2	3	2-1	0-1
4/14	#2 Florida	R	--	2.1	3	2-0	0-3
4/19	#25 Creighton	S	W	3.0	2	0-0	0-2
4/26	#18 Oklahoma St.	S	--	3.1	4	3-2	2-3
5/1	#2 Texas A&M	R	--	3.1	3	1-1	1-1
5/7	#13 LSU	R	--	1.0	3	3-3	2-2



## IMPACT HITTERS CAREER SINGLE GAME HIGHS (2016)

### 1 • Rick Nomura

#### 2016 Season Highs

Hits.....4 vs. Western Illinois (3/12/16)  
 Runs.....4 vs. Grambling State (3/15/16)  
 RBI .....5 vs. Gonzaga (3/9/16)  
 Home Runs .. 1, 3x, last vs. Grambling State (3/15/16)  
 Walks.....2, 4x, last vs. Eastern Illinois (3/5/16)  
 Strikeouts .....3 at Missouri State (5/3/16)

#### Career Highs

Hits.....4 vs. Western Illinois (4/6/16)  
 Runs.....4 vs. Grambling State (3/15/16)  
 RBI .....5 vs. Gonzaga (3/9/16)  
 Home Runs .. 1, 6x, last vs. Grambling State (3/15/16)  
 Walks.....2, 6x, last vs. #9 Houston (2/27/16)  
 Strikeouts .....3 at Missouri State (5/3/16)

### 3 • Michael Bernal

#### 2016 Season Highs

Hits.....3, 2x, last vs. #2 Florida (4/16/16)  
 Runs.....3 vs. Missouri (4/1/16)  
 RBI .....5 vs. #9 Houston (2/27/16)  
 Home Runs .....2, 2x, last vs. Auburn (3/26/16)  
 Walks.....3 vs. Eastern Illinois (3/5/16)  
 Strikeouts .....3, 2x, last at #13 LSU (5/6/16)

#### Career Highs

Hits.....4 at Georgia (5/15/15)  
 Runs.....3, 2x, last vs. Missouri (4/1/16)  
 RBI .....5 vs. #9 Houston (2/27/16)  
 Home Runs .....2, 2x, last vs. Auburn (3/26/16)  
 Walks.....3 vs. Eastern Illinois (3/5/16)  
 Strikeouts .....3, 4x, last at #13 LSU (5/6/16)

### 8 • Eric Cole

#### 2016 Season Highs

Hits.....2, 7x, last at #13 LSU (5/7/16)  
 Runs.....2, 3x, last vs. #9 Houston (2/27/16)  
 RBI .....2 at Missouri State (5/3/16)  
 Home Runs .....N/A  
 Walks.....2 vs. Central Michigan (2/21/16)  
 Strikeouts .....2, 7x, last at #13 LSU (5/7/16)

### 9 • Clark Eagan

#### 2016 Season Highs

Hits.....3, 4x, last vs. Memphis (4/6/16)  
 Runs.....3, 4x, last vs. #2 Texas A&M (4/30/16)  
 RBI .....5 vs. Miss. Valley St. (2/24/16)  
 Home Runs .....1, 4x, last at #13 LSU (5/6/16)  
 Walks.....3 vs. Eastern Illinois (3/6/16)  
 Strikeouts .....2, 7x, last at #13 LSU (5/7/16)

#### Career Highs

Hits.....3, 11x, last vs. Memphis (4/6/16)  
 Runs.....3, 9x, last vs. #2 Texas A&M (4/30/16)  
 RBI .....5 vs. Miss. Valley St. (2/24/16)  
 Home Runs .....1, 8x, last at #13 LSU (5/6/16)  
 Walks.....3, 2x, last vs. Eastern Illinois (3/6/15)  
 Strikeouts .....2, 18x, last at #13 LSU (5/7/16)

### 15 • Jake Arledge

#### 2016 Season Highs

Hits.....3, 2x, last vs. Eastern Illinois (3/5/16)  
 Runs.....4, 2x, last vs. Eastern Illinois (3/5/16)  
 RBI .....3 vs. Eastern Illinois (3/5/16)  
 Home Runs .....2 vs. Eastern Illinois (3/5/16)  
 Walks.....2, 2x, last vs. Auburn (3/26/16)  
 Strikeouts .....3, 3x, last at #13 LSU (5/7/16)

#### Career Highs

Hits.....4, 2x, last vs. at LSU Eunice (4/7/15)  
 Runs.....4, at Galveston (5/9/15)  
 RBI .....4 vs. Northeast Texas (3/23/15)  
 Home Runs .....2 vs. Eastern Illinois (3/5/16)  
 Walks.....2, 4x, last vs. Auburn (3/26/16)  
 Strikeouts .....3, 3x, last at #13 LSU (5/7/16)

### 17 • Luke Bonfield

#### 2016 Season Highs

Hits.....3, 3x, last at #14 Ole Miss (4/10/16)  
 Runs.....4 vs. Miss. Valley St. (2/23/16)  
 RBI .....5 vs. Miss. Valley St. (2/23/16)  
 Home Runs .....1, 7x, last vs. #2 Texas A&M (4/30/16)  
 Walks.....4 at #13 LSU (5/7/16)  
 Strikeouts .....3, 3x, last at #14 Ole Miss (4/8/16)

#### Career Highs

Hits.....3, 3x, last at #14 Ole Miss (4/10/16)  
 Runs.....4 vs. Miss. Valley St. (2/23/16)  
 RBI .....5 vs. Miss. Valley St. (2/23/16)  
 Home Runs .....1, 8x, last vs. #2 Texas A&M (4/30/16)  
 Walks.....4 at #13 LSU (5/7/16)  
 Strikeouts .....3, 3x, last at #14 Ole Miss (4/8/16)

### 19 • Austin Catron

#### 2016 Season Highs

Hits.....3, 2x, last vs. Missouri (4/2/16)  
 Runs.....2, 2x, last vs. Missouri (4/2/16)  
 RBI .....3, 3x, last vs. Missouri (4/2/16)  
 Home Runs .....1, 2x, last vs. Missouri (4/2/16)  
 Walks.....3 vs. Eastern Illinois (3/5/16)  
 Strikeouts .....3, 2x, last vs. #2 Texas A&M (4/30/16)

#### Career Highs

Hits.....4 vs. Rose State (4/3/15)  
 Runs.....3, 2x, last at NE Oklahoma A&M (4/25/15)  
 RBI .....3, 3x, last vs. Missouri (4/2/16)  
 Home Runs .....1, 7x, last vs. Missouri (4/2/16)  
 Walks.....3 vs. Eastern Illinois (3/5/16)  
 Strikeouts .....3, 3x, last vs. #2 Texas A&M (4/30/16)

### 20 • Carson Shaddy

#### 2016 Season Highs

Hits.....3, 5x, last vs. #2 Texas A&M (5/1/16)  
 Runs.....2, 8x, last vs. #18 Oklahoma St. (4/26/16)  
 RBI .....6 vs. Grambling State (3/15/16)  
 Home Runs .....2 vs. Miss. Valley St. (2/24/16)  
 Walks.....2, 4x, last vs. #2 Texas A&M (4/30/16)  
 Strikeouts .....4 vs. #2 Florida (4/14/16)

#### Career Highs

Hits.....3, 6x, last vs. #18 Oklahoma St. (4/26/16)  
 Runs.....2, 13x, last vs. #18 Oklahoma St. (4/26/16)  
 RBI .....6 vs. Grambling State (3/15/16)  
 Home Runs .....2 vs. Miss. Valley St. (2/24/16)  
 Walks.....2, 4x, last vs. #2 Texas A&M (4/30/16)  
 Strikeouts .....4 vs. #2 Florida (4/14/16)

### 24 • Chad Spanberger

#### 2016 Season Highs

Hits.....3 vs. #25 Creighton (4/19/16)  
 Runs.....2, 2x, last vs. Auburn (3/26/16)  
 RBI .....4 vs. Western Illinois (3/12/16)  
 Home Runs .....1, 5x, last at #12 Kentucky (4/22/16)  
 Walks.....3 vs. Louisiana-Monroe (4/12/16)  
 Strikeouts .....5 vs. #2 Texas A&M (4/30/16)

#### Career Highs

Hits.....3, 3x, last vs. #25 Creighton (4/19/16)  
 Runs.....2, 2x, last vs. Auburn (3/26/16)  
 RBI .....4, 2x, last vs. Western Illinois (3/12/16)  
 Home Runs .....1, 5x, last at #12 Kentucky (4/22/16)  
 Walks.....3 vs. Loyola Marymount (3/8/15)  
 Strikeouts .....5 vs. #2 Texas A&M (4/30/16)

### 27 • Tucker Pennell

#### 2016 Season Highs

Hits.....4 at #13 LSU (5/7/16)  
 Runs.....2 at #13 LSU (5/7/16)  
 RBI .....2, 2x, last vs. Western Illinois (3/11/16)  
 Home Runs .....1, 2x, last at #12 S. Carolina (3/18/16)  
 Walks.....2 vs. Western Illinois (3/11/16)  
 Strikeouts .....2, 4x, last vs. #2 Texas A&M (4/30/16)

#### Career Highs

Hits.....4 at #13 LSU (5/7/16)  
 Runs.....2, 2x, last at #13 LSU (5/7/16)  
 RBI .....2, 2x, last vs. Miss. Valley St. (2/24/16)  
 Home Runs .....1, 2x, last at #12 S. Carolina (3/18/16)  
 Walks.....2 vs. Western Illinois (3/11/16)  
 Strikeouts .....3 at Texas A&M (4/19/15)

### 29 • Cullen Gassaway

#### 2016 Season Highs

Hits.....3, 2x, last vs. Memphis (4/6/16)  
 Runs.....2 vs. Memphis (4/6/16)  
 RBI .....2, 5x, last at #14 Ole Miss (4/8/16)  
 Home Runs .....N/A  
 Walks.....2, 3x, last at #13 LSU (5/6/16)  
 Strikeouts .....3, 2x, last at #14 Ole Miss (4/8/16)

#### Career Highs

Hits.....3, 3x, last vs. Memphis (4/6/16)  
 Runs.....2, 2x, last vs. Memphis (4/6/16)  
 RBI .....3 vs. Miss Valley State (4/7/15)  
 Home Runs .....1, 3X, last at Georgia (5/15/15)  
 Walks.....2, 3x, last at #13 LSU (5/6/16)  
 Strikeouts .....3, 3x, last at #14 Ole Miss (4/8/16)

### 33 • Grant Koch

#### 2016 Season Highs

Hits.....3, 2x, last at Memphis (4/6/16)  
 Runs.....2, 3x, last vs. #2 Florida (4/14/16)  
 RBI .....4 vs. Miss. Valley State (2/23/16)  
 Home runs .....1, 2x, last vs. #2 Florida (4/14/16)  
 Walks.....1, 10x, last vs. #18 Oklahoma St. (4/26/16)  
 Strikeouts .....2, 2x, last at #14 Ole Miss (4/9/16)

#### Career Highs

Hits.....3, 2x, last at Memphis (4/6/16)  
 Runs.....2, 3x, last vs. #2 Florida (4/14/16)  
 RBI .....4 vs. Miss. Valley State (2/23/16)  
 Home runs .....1, 2x, last vs. #2 Florida (4/14/16)  
 Walks.....1, 10x, last vs. #18 Oklahoma St. (4/26/16)  
 Strikeouts .....2, 2x, last at #14 Ole Miss (4/9/16)

Arkansas Baseball  
Individual Game-by-Game for Arkansas (as of May 09, 2016)

#10 Josh Alberius - 3 games (All games)

Date	Opponent	Pos	AB	R	H	RBI	2B	3B	HR	BB	SB	CS	HBP	SAC	SF	GDP	K	PO	A	E	Avg	
Mar 25	AUBURN	p	0	0	0	0	0	0	0	0	0	0	0	0	0	0	0	0	1	0	0	.000
Apr 01	MISSOURI	p	0	0	0	0	0	0	0	0	0	0	0	0	0	0	0	0	1	0	0	.000
Apr 03	MISSOURI	p	0	0	0	0	0	0	0	0	0	0	0	0	0	0	0	0	1	0	0	.000
<b>Totals</b>		<b>ogs</b>	<b>0</b>	<b>0</b>	<b>0</b>	<b>0</b>	<b>0</b>	<b>0</b>	<b>0</b>	<b>0</b>	<b>0</b>	<b>0</b>	<b>0</b>	<b>0</b>	<b>0</b>	<b>0</b>	<b>0</b>	<b>1</b>	<b>2</b>	<b>0</b>	<b>.000</b>	

On base pct. .000 • Slugging pct. .000

#10 Josh Alberius - 22 appearances (All games)

Date	Opponent	GS	IP	H	R	ER	BB	SO	2B	3B	HR	WP	BK	HBP	IBB	Score	W-L	Sv	ERA	NP
Feb 24	MISS. VALLEY STATE		2.0	2	0	0	0	3	0	0	0	0	0	0	0	20-0	0-0	0	0.00	24
Feb 27	vs Houston		0.2	0	0	0	1	1	0	0	0	0	0	0	0	12-3	0-0	0	0.00	14
Mar 04	EASTERN ILLINOIS		1.1	2	0	0	0	2	0	0	0	0	0	0	0	5-2	0-0	0	0.00	29
Mar 09	GONZAGA		0.2	4	2	2	0	1	1	0	0	0	0	0	0	10-15	0-0	0	3.86	20
Mar 13	WESTERN ILLINOIS		1.2	0	0	0	1	3	0	0	0	0	0	1	0	3-0	0-0	0	2.84	27
Mar 16	GRAMBLING STATE		2.0	0	0	0	0	4	0	0	0	0	0	0	0	3-2	1-0	0	2.16	25
Mar 18	at South Carolina		0.1	0	0	0	0	1	0	0	0	1	0	0	0	6-10	1-0	0	2.08	4
Mar 25	AUBURN		2.2	0	0	0	1	5	0	0	0	0	0	0	0	3-2	2-0	0	1.59	35
Mar 29	at Oklahoma State		3.0	2	0	0	1	2	0	0	0	0	0	1	0	4-5	2-0	0	1.26	38
Apr 01	MISSOURI		4.0	2	0	0	1	3	2	0	0	0	0	0	0	7-6	2-0	0	0.98	72
Apr 03	MISSOURI		0.2	1	1	0	0	0	0	0	1	0	0	0	0	1-10	2-0	0	0.95	13
Apr 06	at Memphis		1.0	1	0	0	0	0	0	0	0	0	0	0	0	12-4	2-0	0	0.90	21
Apr 09	at Ole Miss		1.0	0	0	0	1	2	0	0	0	0	0	1	0	9-14	2-0	0	0.86	23
Apr 10	at Ole Miss		0.0	1	0	0	0	0	0	0	0	0	0	0	0	7-8	2-0	0	0.86	5
Apr 12	ULM		2.0	0	0	0	0	4	0	0	0	0	0	0	0	3-1	3-0	0	0.78	26
Apr 14	FLORIDA		1.0	4	3	3	0	1	3	0	0	0	0	0	0	8-12	3-0	0	1.88	22
Apr 19	CREIGHTON		0.2	2	2	2	1	0	0	0	0	0	1	0	0	6-2	3-0	0	2.55	13
Apr 23	at Kentucky-2		0.2	2	0	0	0	1	0	0	0	0	0	0	0	4-5	3-0	0	2.49	13
Apr 30	TEXAS A&M-1		1.0	0	0	0	0	0	0	0	0	0	0	0	0	9-5	3-0	0	2.39	8
Apr 30	TEXAS A&M-2		0.2	2	1	0	0	0	1	0	0	0	0	0	0	8-11	3-0	0	2.33	14
May 03	at Missouri State		0.0	4	4	4	0	0	0	2	1	1	0	0	0	6-14	3-0	0	3.67	18
May 07	at LSU		0.1	2	1	0	0	0	1	0	0	0	0	0	0	9-10	3-1	0	3.62	12
<b>Totals</b>		<b>0</b>	<b>27.1</b>	<b>31</b>	<b>14</b>	<b>11</b>	<b>7</b>	<b>33</b>	<b>8</b>	<b>2</b>	<b>2</b>	<b>2</b>	<b>0</b>	<b>4</b>	<b>0</b>	<b>155-141</b>	<b>3-1</b>	<b>0</b>	<b>3.62</b>	<b>-</b>

Arkansas Baseball  
Individual Game-by-Game for Arkansas (as of May 09, 2016)

#15 Jake Arledge - 35 games (All games)

Date	Opponent	Pos	AB	R	H	RBI	2B	3B	HR	BB	SB	CS	HBP	SAC	SF	GDP	K	PO	A	E	Avg
Feb 19	CENTRAL MICHIGAN	of	1	1	1	2	0	1	0	0	0	0	0	0	0	0	0	0	0	0	1.000
Feb 20	CENTRAL MICHIGAN	*of	3	0	0	0	0	0	0	1	0	0	0	0	0	0	1	0	0	0	.250
Feb 21	CENTRAL MICHIGAN	ph	1	0	0	0	0	0	0	0	0	0	0	0	0	0	0	0	0	0	.200
Feb 24	MISS. VALLEY STATE	*of	4	4	3	1	1	0	0	1	0	0	1	0	0	0	0	0	0	0	.444
Feb 26	vs Rice	of	0	0	0	0	0	0	0	1	0	0	0	0	0	0	0	0	0	0	.444
Feb 28	vs Texas Tech	*of	2	2	2	0	0	0	0	2	1	0	1	0	0	0	0	0	0	0	.545
Mar 02	LOUISIANA TECH	*of	3	0	0	0	0	0	0	1	1	0	0	0	0	0	1	3	0	0	.429
Mar 04	EASTERN ILLINOIS	*of	3	1	2	0	0	1	0	1	1	0	0	0	0	0	0	2	0	0	.471
Mar 05	EASTERN ILLINOIS	*of/of	6	4	3	3	0	0	2	1	0	0	0	0	0	0	1	2	0	0	.478
Mar 06	EASTERN ILLINOIS	*of	2	0	1	1	0	0	0	1	0	0	1	0	1	0	0	2	0	0	.480
Mar 09	GONZAGA	*of	3	3	1	0	0	0	0	1	0	0	1	0	0	0	1	4	0	0	.464
Mar 11	WESTERN ILLINOIS	*of	5	0	1	0	1	0	0	0	0	0	0	0	0	0	1	1	0	0	.424
Mar 12	WESTERN ILLINOIS	*of	4	0	0	0	0	0	0	1	1	0	0	0	0	0	1	0	0	0	.378
Mar 13	WESTERN ILLINOIS	*of	2	2	0	0	0	0	0	1	0	0	1	0	0	0	0	1	0	0	.359
Mar 15	GRAMBLING STATE	*of	4	1	1	0	1	0	0	1	0	0	0	0	0	0	0	0	0	0	.349
Mar 16	GRAMBLING STATE	*of/of	3	0	0	0	0	0	0	1	0	0	0	0	0	0	0	2	0	0	.326
Mar 18	at South Carolina	*of/of	5	0	0	0	0	0	0	0	0	0	0	0	0	0	3	4	1	0	.294
Mar 19	at South Carolina	*of	4	0	0	0	0	0	0	0	0	0	0	0	0	1	1	3	1	0	.273
Mar 20	at South Carolina	of	0	0	0	0	0	0	0	0	0	0	0	0	0	0	0	0	0	0	.273
Mar 25	AUBURN	pr/of	1	2	1	0	0	0	0	0	0	0	0	0	0	0	0	0	0	0	.286
Mar 26	AUBURN	*of	2	2	1	0	0	0	0	2	0	0	0	0	0	0	0	3	0	0	.293
Mar 27	AUBURN	*of	4	0	0	0	0	0	0	0	0	0	0	0	0	0	3	2	0	0	.274
Mar 29	at Oklahoma State	of	2	0	1	0	0	0	0	0	0	0	0	0	0	0	0	0	0	0	.281
Apr 01	MISSOURI	*of/of	4	1	0	1	0	0	0	0	0	0	0	0	1	0	1	1	0	0	.265
Apr 03	MISSOURI	*of	2	0	0	0	0	0	0	0	0	0	0	1	0	0	2	0	0	0	.257
Apr 09	at Ole Miss	*of	2	0	1	0	0	1	0	0	0	0	0	0	0	0	0	1	0	0	.264
Apr 10	at Ole Miss	*of	3	1	0	0	0	0	0	1	0	0	0	0	0	1	1	1	0	0	.253
Apr 15	FLORIDA	*of	4	0	2	0	1	0	0	0	0	0	0	0	0	0	1	1	0	0	.266
Apr 16	FLORIDA	pr/of	1	0	1	1	1	0	0	0	0	0	0	0	0	0	0	1	0	0	.275
Apr 19	CREIGHTON	of	0	0	0	0	0	0	0	0	0	0	0	0	0	0	0	0	0	0	.275
Apr 23	at Kentucky-2	pr/of	0	0	0	0	0	0	0	0	0	0	0	0	0	0	0	0	0	0	.275
Apr 30	TEXAS A&M-1	of	0	0	0	0	0	0	0	1	1	0	0	0	0	0	0	0	0	0	.275
May 01	TEXAS A&M	*of/of	3	0	0	0	0	0	0	1	0	0	0	0	0	0	1	3	0	0	.265
May 06	at LSU	*of	3	2	1	0	1	0	0	1	2	0	0	0	0	0	0	2	0	0	.267
May 07	at LSU	*of	6	0	1	2	0	0	0	0	0	0	0	0	0	0	3	1	0	0	.261
Totals		25gs	92	26	24	11	6	3	2	20	7	0	5	1	2	2	22	40	2	0	.261

On base pct. .412 • Slugging pct. .457

#26 Jack Benninghoff - 14 games (All games)

Date	Opponent	Pos	AB	R	H	RBI	2B	3B	HR	BB	SB	CS	HBP	SAC	SF	GDP	K	PO	A	E	Avg
Feb 19	CENTRAL MICHIGAN	pr/of	0	1	0	0	0	0	0	0	0	0	0	0	0	0	0	0	0	0	.000
Feb 20	CENTRAL MICHIGAN	*dh	2	0	0	0	0	0	0	0	0	0	0	1	0	0	2	0	0	0	.000
Feb 23	MISS. VALLEY STATE	of	1	2	1	0	0	0	0	1	0	0	0	0	0	0	0	0	0	0	.333
Feb 24	MISS. VALLEY STATE	*of	3	3	0	0	0	0	0	3	0	0	0	0	0	0	0	0	0	0	.167
Feb 27	vs Houston	*dh	1	0	0	0	0	0	0	0	0	0	0	0	0	0	0	0	0	0	.143
Mar 04	EASTERN ILLINOIS	ph/dh	2	0	0	0	0	0	0	0	0	0	0	0	0	0	1	0	0	0	.111
Mar 05	EASTERN ILLINOIS	of	2	0	0	0	0	0	0	0	0	0	0	0	0	0	1	0	0	0	.091
Mar 13	WESTERN ILLINOIS	ph/of	1	0	0	0	0	0	0	0	0	0	0	0	0	0	1	1	0	0	.083
Mar 15	GRAMBLING STATE	of	1	0	0	0	0	0	0	0	0	0	0	0	0	0	0	2	0	0	.077
Mar 26	AUBURN	of	1	0	1	0	0	0	0	0	0	0	0	0	0	0	0	0	0	0	.143
Mar 27	AUBURN	of	0	0	0	0	0	0	0	0	0	0	0	0	0	0	0	0	0	0	.143
Mar 29	at Oklahoma State	*of	3	0	0	0	0	0	0	0	0	0	0	0	0	0	1	1	0	0	.118
Apr 06	at Memphis	ph	1	0	0	0	0	0	0	0	0	0	0	0	0	0	1	0	0	0	.111
May 03	at Missouri State	of	0	0	0	0	0	0	0	0	0	0	0	0	0	0	0	0	0	0	.111
Totals		4gs	18	6	2	0	0	0	0	4	0	0	0	1	0	0	7	4	0	0	.111

On base pct. .273 • Slugging pct. .111

Arkansas Baseball  
Individual Game-by-Game for Arkansas (as of May 09, 2016)

#3 Michael Bernal - 47 games (All games)

Date	Opponent	Pos	AB	R	H	RBI	2B	3B	HR	BB	SB	CS	HBP	SAC	SF	GDP	K	PO	A	E	Avg
Feb 19	CENTRAL MICHIGAN	*ss	2	0	0	0	0	0	0	0	0	0	1	1	0	0	0	1	7	0	.000
Feb 20	CENTRAL MICHIGAN	*ss	3	0	1	0	0	0	0	0	0	0	0	0	0	0	1	1	1	0	.200
Feb 21	CENTRAL MICHIGAN	*ss	4	1	1	2	1	0	0	0	0	0	0	0	0	0	0	1	3	0	.222
Feb 23	MISS. VALLEY STATE	*ss	5	2	2	2	1	0	0	1	0	0	0	0	0	0	2	1	3	1	.286
Feb 24	MISS. VALLEY STATE	*ss	3	2	2	2	1	0	1	0	0	0	0	0	0	0	0	0	2	0	.353
Feb 26	vs Rice	*ss	3	1	0	0	0	0	0	0	0	0	1	0	0	0	0	1	4	0	.300
Feb 27	vs Houston	*ss	4	2	2	5	0	0	2	0	0	0	0	0	0	0	0	1	3	0	.333
Feb 28	vs Texas Tech	*ss	5	2	2	2	0	0	1	0	0	0	0	0	0	1	1	2	1	0	.345
Mar 02	LOUISIANA TECH	*ss	4	0	0	0	0	0	0	0	0	0	0	0	0	0	0	2	3	0	.303
Mar 04	EASTERN ILLINOIS	*ss	4	1	1	0	0	0	0	0	0	0	0	0	0	0	0	3	3	0	.297
Mar 05	EASTERN ILLINOIS	*ss	3	1	0	1	0	0	0	3	0	0	0	0	0	0	0	2	7	1	.275
Mar 06	EASTERN ILLINOIS	*ss	3	1	0	0	0	0	0	1	0	0	0	0	0	0	0	3	4	0	.256
Mar 09	GONZAGA	*ss	4	0	1	0	0	0	0	0	0	0	0	0	0	0	0	1	3	0	.255
Mar 11	WESTERN ILLINOIS	*ss	4	0	1	0	0	0	0	0	0	0	0	0	0	0	0	2	4	0	.255
Mar 12	WESTERN ILLINOIS	*ss	4	0	1	1	1	0	0	0	0	0	0	0	0	0	1	2	4	1	.255
Mar 13	WESTERN ILLINOIS	*ss	4	0	0	0	0	0	0	0	0	0	0	0	0	0	1	2	6	1	.237
Mar 15	GRAMBLING STATE	*ss	4	0	2	2	1	0	0	0	0	0	0	0	0	0	2	1	2	0	.254
Mar 16	GRAMBLING STATE	*ss	3	0	1	1	0	0	0	0	0	0	0	0	0	0	0	0	5	0	.258
Mar 18	at South Carolina	*ss	4	0	0	0	0	0	0	0	0	0	0	0	0	0	3	2	2	0	.243
Mar 19	at South Carolina	*ss	3	0	1	1	0	0	0	0	0	0	1	0	0	1	0	2	1	0	.247
Mar 25	AUBURN	*ss	3	0	1	0	0	0	0	0	0	0	0	0	0	0	0	1	2	0	.250
Mar 26	AUBURN	*ss	4	2	2	4	0	0	2	1	0	0	0	0	0	0	0	2	3	0	.262
Mar 27	AUBURN	*ss	4	0	2	3	0	0	0	0	0	0	0	0	0	0	1	0	3	0	.274
Mar 29	at Oklahoma State	*ss	3	0	1	1	1	0	0	1	0	0	0	0	0	0	0	1	5	0	.276
Apr 01	MISSOURI	*ss	3	3	3	1	0	0	0	1	0	0	0	0	0	0	0	1	1	0	.300
Apr 02	MISSOURI	*ss	3	0	0	0	0	0	0	0	0	0	1	0	0	0	1	2	3	0	.290
Apr 03	MISSOURI	*ss	4	0	1	0	0	0	0	0	0	0	0	0	0	0	1	1	2	0	.289
Apr 06	at Memphis	*ss	4	2	2	1	0	0	0	0	0	0	0	0	1	0	0	1	3	0	.297
Apr 08	at Ole Miss	*ss	4	0	1	0	0	0	0	0	0	0	0	0	0	0	0	1	3	0	.295
Apr 09	at Ole Miss	*ss	4	2	1	1	0	0	0	1	0	0	0	0	0	0	1	2	2	0	.294
Apr 10	at Ole Miss	*ss	5	2	2	3	1	0	1	0	0	0	0	0	0	0	0	0	2	0	.298
Apr 12	ULM	*ss	4	1	0	0	0	0	0	0	0	0	0	0	0	0	1	1	3	0	.288
Apr 14	FLORIDA	*ss	4	1	0	0	0	0	0	0	0	0	1	0	0	0	2	1	4	2	.279
Apr 15	FLORIDA	*ss	4	1	1	1	0	0	1	0	0	0	0	0	0	0	2	2	9	0	.278
Apr 16	FLORIDA	*ss	3	2	3	0	1	0	0	1	0	1	0	0	0	0	0	2	4	0	.295
Apr 19	CREIGHTON	*ss	4	2	2	0	0	0	0	0	0	0	0	0	0	0	1	5	3	0	.301
Apr 22	at Kentucky	*ss	4	0	0	0	0	0	0	0	0	0	0	0	0	0	0	0	4	1	.292
Apr 23	at Kentucky-1	*ss	3	0	0	0	0	0	0	0	0	0	0	0	0	1	0	0	4	0	.286
Apr 23	at Kentucky-2	*ss	3	0	1	1	0	0	0	0	0	0	0	0	0	0	2	1	1	0	.287
Apr 26	OKLAHOMA STATE	*ss	3	0	2	0	0	0	0	1	0	0	0	0	0	0	0	1	4	0	.295
Apr 30	TEXAS A&M-1	*ss	5	2	2	0	0	0	0	0	0	0	0	0	0	0	0	3	5	0	.298
Apr 30	TEXAS A&M-2	*ss	4	1	1	1	0	0	0	2	0	0	0	0	0	0	1	1	6	1	.297
May 01	TEXAS A&M	*ss	4	1	2	0	0	1	0	0	0	0	0	0	0	0	0	2	2	1	.302
May 03	at Missouri State	*ss	3	1	0	0	0	0	0	0	0	0	0	0	0	0	0	0	5	0	.296
May 06	at LSU	*ss	4	0	0	0	0	0	0	0	0	0	0	0	0	0	3	5	4	1	.289
May 07	at LSU	*ss	5	0	0	0	0	0	0	1	0	0	0	0	0	0	1	1	1	1	.281
May 08	at LSU	*ss	4	0	1	0	0	0	0	0	0	0	0	0	0	0	1	1	2	0	.280
Totals		47gs	175	36	49	36	8	1	8	14	0	1	5	1	1	3	29	68	158	11	.280

On base pct. .349 • Slugging pct. .474

Arkansas Baseball  
Individual Game-by-Game for Arkansas (as of May 09, 2016)

#17 Luke Bonfield - 43 games (All games)

Date	Opponent	Pos	AB	R	H	RBI	2B	3B	HR	BB	SB	CS	HBP	SAC	SF	GDP	K	PO	A	E	Avg
Feb 19	CENTRAL MICHIGAN	*of	3	0	1	0	0	0	0	0	0	0	0	0	0	0	2	1	0	0	.333
Feb 21	CENTRAL MICHIGAN	*of	4	1	1	3	0	0	1	0	0	0	0	0	0	0	0	1	0	0	.286
Feb 23	MISS. VALLEY STATE	*of	5	4	3	5	1	0	1	1	0	0	0	0	0	0	0	0	0	0	.417
Feb 24	MISS. VALLEY STATE	*dh	1	0	0	2	0	0	0	2	0	0	0	0	1	0	0	0	0	0	.385
Feb 26	vs Rice	*of	2	0	0	1	0	0	0	1	0	0	0	0	0	0	1	1	0	0	.333
Feb 27	vs Houston	*of	5	1	1	0	0	0	0	0	0	0	0	0	0	0	2	0	0	0	.300
Feb 28	vs Texas Tech	*dh	3	0	0	0	0	0	0	0	0	0	0	0	0	0	3	0	0	0	.261
Mar 05	EASTERN ILLINOIS	*of	1	0	1	0	0	0	0	1	0	0	0	0	0	0	0	0	0	0	.292
Mar 11	WESTERN ILLINOIS	*of	4	0	0	0	0	0	0	0	0	0	0	0	0	0	0	1	0	0	.250
Mar 12	WESTERN ILLINOIS	*dh	3	2	3	0	2	0	0	2	0	0	0	0	0	0	0	0	0	0	.323
Mar 13	WESTERN ILLINOIS	*dh	4	0	2	3	1	0	0	0	0	0	0	0	0	0	1	0	0	0	.343
Mar 15	GRAMBLING STATE	*of	5	3	2	1	1	0	0	0	0	0	1	0	0	0	1	1	0	0	.350
Mar 16	GRAMBLING STATE	*of	3	0	1	0	0	0	0	1	0	1	0	0	0	0	1	0	0	0	.349
Mar 18	at South Carolina	*dh	4	1	2	2	0	0	1	0	0	0	0	0	0	0	1	0	0	0	.362
Mar 19	at South Carolina	*dh	4	1	1	0	0	0	0	0	0	0	0	0	0	0	3	0	0	0	.353
Mar 20	at South Carolina	*of	3	0	0	0	0	0	0	1	0	0	0	0	0	0	2	4	0	0	.333
Mar 25	AUBURN	*of	4	0	1	1	0	0	0	0	0	0	0	0	0	1	0	0	0	0	.328
Mar 26	AUBURN	*dh	3	2	1	2	0	0	1	1	0	0	0	0	0	0	2	0	0	0	.328
Mar 27	AUBURN	*dh	3	1	1	0	0	0	0	1	0	0	0	0	0	0	1	0	0	0	.328
Mar 29	at Oklahoma State	*dh	3	1	2	1	0	0	0	1	0	0	0	0	0	0	0	0	0	0	.343
Apr 01	MISSOURI	*of	2	0	0	0	0	0	0	0	0	0	0	0	0	0	1	1	0	0	.333
Apr 02	MISSOURI	ph/of	1	0	0	0	0	0	0	0	0	0	0	0	0	0	1	0	0	0	.329
Apr 03	MISSOURI	*of	2	0	1	0	0	0	0	2	0	0	0	0	0	0	0	0	0	0	.333
Apr 06	at Memphis	*of	5	1	1	1	0	0	1	0	0	0	0	0	0	0	1	1	0	0	.325
Apr 08	at Ole Miss	*of	4	0	1	0	1	0	0	0	0	0	0	0	0	0	3	1	0	0	.321
Apr 09	at Ole Miss	*of	5	3	2	1	1	0	1	0	0	0	0	0	0	0	0	0	0	0	.326
Apr 10	at Ole Miss	*of	5	1	3	1	0	0	0	0	0	0	0	0	0	0	0	0	0	0	.341
Apr 12	ULM	*of	3	0	2	1	1	0	0	0	0	0	1	0	0	0	0	2	0	0	.351
Apr 14	FLORIDA	*of	5	0	1	1	0	0	0	0	0	0	0	0	0	0	2	2	0	1	.343
Apr 15	FLORIDA	*of	4	0	2	0	0	0	0	0	0	0	0	0	0	0	1	0	0	0	.350
Apr 16	FLORIDA	*of	3	0	0	0	0	0	0	1	0	0	0	0	0	0	2	3	0	0	.340
Apr 19	CREIGHTON	*of	4	1	2	0	0	0	0	0	0	0	0	0	0	0	1	2	0	0	.345
Apr 22	at Kentucky	*of	4	0	1	0	0	0	0	0	0	1	0	0	0	0	0	1	0	0	.342
Apr 23	at Kentucky-1	*of	3	1	1	1	1	0	0	0	0	0	0	0	0	0	0	0	0	0	.342
Apr 23	at Kentucky-2	*of	3	0	0	1	0	0	0	0	0	0	0	0	0	0	0	1	0	0	.333
Apr 26	OKLAHOMA STATE	*dh	2	2	1	3	0	0	1	0	0	0	2	0	1	0	1	0	0	0	.336
Apr 30	TEXAS A&M-1	*of	5	0	2	1	0	0	0	0	0	0	0	0	0	0	0	2	0	0	.339
Apr 30	TEXAS A&M-2	*of	5	2	2	3	0	0	1	1	0	0	0	0	0	0	2	1	0	0	.341
May 01	TEXAS A&M	*of	4	0	1	0	0	0	0	0	0	0	0	0	0	0	0	1	0	0	.338
May 03	at Missouri State	*of	5	0	2	0	2	0	0	0	0	0	0	0	0	1	0	0	0	0	.340
May 06	at LSU	*of	4	0	1	1	0	0	0	0	0	0	0	0	0	0	1	1	0	0	.338
May 07	at LSU	*dh	2	1	0	1	0	0	0	4	0	0	0	0	0	0	0	0	0	0	.333
May 08	at LSU	*of	4	0	1	0	0	0	0	0	0	0	0	0	0	0	0	3	0	0	.331
Totals		42gs	151	29	50	37	11	0	8	20	0	2	4	0	2	2	36	31	0	1	.331

On base pct. .418 • Slugging pct. .563

#55 Isaiah Campbell - 4 games (All games)

Date	Opponent	Pos	AB	R	H	RBI	2B	3B	HR	BB	SB	CS	HBP	SAC	SF	GDP	K	PO	A	E	Avg	
Feb 23	MISS. VALLEY STATE	*p	0	0	0	0	0	0	0	0	0	0	0	0	0	0	0	0	1	0	.000	
Mar 15	GRAMBLING STATE	*p	0	0	0	0	0	0	0	0	0	0	0	0	0	0	0	0	1	1	0	.000
Apr 26	OKLAHOMA STATE	*p	0	0	0	0	0	0	0	0	0	0	0	0	0	0	0	0	2	0	.000	
May 01	TEXAS A&M	*p	0	0	0	0	0	0	0	0	0	0	0	0	0	0	0	0	1	0	.000	
Totals		3gs	0	0	0	0	0	0	0	0	0	0	0	0	0	0	0	1	5	0	.000	

On base pct. .000 • Slugging pct. .000

Arkansas Baseball  
Individual Game-by-Game for Arkansas (as of May 09, 2016)

#55 Isaiah Campbell - 11 appearances (All games)

Date	Opponent	GS	IP	H	R	ER	BB	SO	2B	3B	HR	WP	BK	HBP	IBB	Score	W-L	Sv	ERA	NP
Feb 23	MISS. VALLEY STATE	*	2.0	2	1	1	0	1	0	0	0	0	0	0	0	21-4	1-0	0	4.50	23
Mar 09	GONZAGA		0.1	1	0	0	0	1	0	0	0	0	0	2	0	10-15	1-0	0	3.86	20
Mar 15	GRAMBLING STATE	*	4.0	4	3	3	1	4	1	0	2	0	0	0	0	14-4	2-0	0	5.68	57
Mar 18	at South Carolina		1.0	1	1	1	0	0	0	0	1	0	0	0	0	6-10	2-0	0	6.14	10
Apr 06	at Memphis	*	2.2	2	0	0	1	2	0	0	0	1	0	0	0	12-4	2-0	0	4.50	34
Apr 09	at Ole Miss		0.2	3	2	1	0	1	1	0	0	0	0	0	0	9-14	2-0	0	5.06	19
Apr 14	FLORIDA		2.1	3	2	0	0	3	0	0	0	0	0	0	0	8-12	2-0	0	4.15	51
Apr 19	CREIGHTON	*	3.0	2	0	0	0	2	0	0	0	0	0	0	0	6-2	3-0	0	3.38	26
Apr 26	OKLAHOMA STATE	*	3.1	3	3	2	2	3	0	0	1	0	0	0	0	7-6	3-0	0	3.72	63
May 01	TEXAS A&M		3.1	3	1	1	1	1	1	0	0	0	0	0	0	2-6	3-0	0	3.57	48
May 07	at LSU		1.0	3	3	3	2	2	0	0	0	0	0	0	0	9-10	3-0	0	4.56	38
Totals		5	23.2	27	16	12	7	20	3	0	4	1	0	2	0	104-87	3-0	0	4.56	-

#19 Austin Catron - 26 games (All games)

Date	Opponent	Pos	AB	R	H	RBI	2B	3B	HR	BB	SB	CS	HBP	SAC	SF	GDP	K	PO	A	E	Avg
Feb 19	CENTRAL MICHIGAN	*dh	3	0	1	0	0	0	0	0	0	0	0	1	0	0	0	0	0	0	.333
Feb 20	CENTRAL MICHIGAN	ph/dh	1	0	1	1	0	0	0	0	0	1	0	0	0	0	0	0	0	0	.500
Feb 21	CENTRAL MICHIGAN	*dh	2	1	0	0	0	0	0	1	0	0	0	0	0	0	0	0	0	0	.333
Feb 23	MISS. VALLEY STATE	*dh	5	2	2	3	0	0	1	0	0	0	0	0	1	0	0	0	0	0	.364
Feb 24	MISS. VALLEY STATE	*1b	5	1	1	2	0	0	0	0	0	0	0	0	1	0	2	13	1	0	.312
Feb 26	vs Rice	*dh	3	1	2	0	1	0	0	0	0	0	0	1	0	0	0	0	0	0	.368
Feb 27	vs Houston	ph/dh	3	1	3	3	0	0	0	0	0	0	0	0	0	0	0	0	0	0	.455
Mar 02	LOUISIANA TECH	ph	1	0	0	0	0	0	0	0	0	0	0	0	0	0	0	1	0	0	.435
Mar 04	EASTERN ILLINOIS	*dh	2	0	0	0	0	0	0	0	0	0	0	0	0	0	0	0	0	0	.400
Mar 05	EASTERN ILLINOIS	*dh/of	3	0	1	2	0	0	0	3	0	0	0	0	0	0	0	0	0	0	.393
Mar 06	EASTERN ILLINOIS	*1b	4	0	0	0	0	0	0	0	0	0	0	0	0	0	1	10	0	1	.344
Mar 09	GONZAGA	*dh	5	0	0	0	0	0	0	0	0	0	0	0	0	0	0	1	0	0	.297
Mar 16	GRAMBLING STATE	*dh	3	0	0	0	0	0	0	1	0	0	0	0	0	1	1	0	0	0	.275
Apr 01	MISSOURI	*dh	4	1	1	1	0	0	0	0	0	0	0	0	0	0	1	0	0	0	.273
Apr 02	MISSOURI	*dh	3	2	3	3	0	1	1	1	0	0	0	0	0	0	0	0	0	0	.319
Apr 03	MISSOURI	*dh	4	1	2	0	0	0	0	0	0	0	0	0	0	0	0	0	0	0	.333
Apr 06	at Memphis	*dh	4	0	0	0	0	0	0	0	0	0	0	0	0	0	0	0	0	0	.309
Apr 08	at Ole Miss	*dh	4	1	1	0	0	0	0	0	1	0	0	0	0	0	2	0	0	0	.305
Apr 09	at Ole Miss	ph/of	3	0	0	0	0	0	0	0	0	0	0	0	0	1	0	0	0	0	.290
Apr 12	ULM	*dh	3	0	0	0	0	0	0	0	0	0	1	0	0	0	1	0	0	0	.277
Apr 16	FLORIDA	*dh	4	0	1	0	0	0	0	0	0	0	0	0	0	0	3	0	0	0	.275
Apr 19	CREIGHTON	*dh	4	0	0	0	0	0	0	0	0	0	0	0	1	0	0	0	0	0	.260
Apr 30	TEXAS A&M-1	ph	0	0	0	1	0	0	0	0	0	0	0	0	1	0	0	0	0	0	.260
Apr 30	TEXAS A&M-2	*dh	6	1	2	0	1	0	0	0	0	0	0	0	0	0	3	0	0	0	.266
May 03	at Missouri State	*dh	3	0	0	0	0	0	0	1	0	0	0	0	0	1	1	0	0	0	.256
May 08	at LSU	*dh	4	1	2	0	0	0	0	0	0	0	0	0	0	0	0	0	0	0	.267
Totals		21gs	86	13	23	16	2	1	2	7	1	1	1	2	3	4	18	23	1	1	.267

On base pct. .320 • Slugging pct. .384

#36 Cannon Chadwick - 3 games (All games)

Date	Opponent	Pos	AB	R	H	RBI	2B	3B	HR	BB	SB	CS	HBP	SAC	SF	GDP	K	PO	A	E	Avg
Feb 24	MISS. VALLEY STATE	p	0	0	0	0	0	0	0	0	0	0	0	0	0	0	0	0	1	0	.000
Mar 02	LOUISIANA TECH	p	0	0	0	0	0	0	0	0	0	0	0	0	0	0	0	0	1	0	.000
Mar 05	EASTERN ILLINOIS	p	0	0	0	0	0	0	0	0	0	0	0	0	0	0	0	0	1	1	.000
Totals		0gs	0	0	0	0	0	0	0	0	0	0	0	0	0	0	0	0	3	1	.000

On base pct. .000 • Slugging pct. .000



Arkansas Baseball  
Individual Game-by-Game for Arkansas (as of May 09, 2016)

#36 Cannon Chadwick - 8 appearances (All games)

Date	Opponent	GS	IP	H	R	ER	BB	SO	2B	3B	HR	WP	BK	HBP	IBB	Score	W-L	Sv	ERA	NP
Feb 20	CENTRAL MICHIGAN		2.0	1	0	0	1	1	0	0	0	0	0	1	0	4-3	0-0	0	0.00	34
Feb 24	MISS. VALLEY STATE		1.0	0	0	0	0	1	0	0	0	0	0	0	0	20-0	0-0	0	0.00	11
Feb 28	vs Texas Tech		2.1	3	1	1	1	3	0	0	0	0	0	0	0	10-6	1-0	0	1.69	45
Mar 02	LOUISIANA TECH		3.0	2	0	0	0	1	0	0	0	0	0	0	0	2-3	1-0	0	1.08	25
Mar 05	EASTERN ILLINOIS		2.2	2	1	0	1	1	1	0	0	0	0	0	0	8-10	1-0	0	0.82	35
Mar 09	GONZAGA		0.2	3	2	2	1	1	1	0	0	0	0	0	0	10-15	1-0	0	2.31	18
Apr 12	ULM		1.0	0	0	0	0	2	0	0	0	0	0	0	0	3-1	1-0	0	2.13	12
Apr 15	FLORIDA		2.2	2	0	0	0	0	0	0	0	0	0	0	0	2-9	1-0	0	1.76	36
Totals		0	15.1	13	4	3	4	10	2	0	0	0	0	1	0	59-47	1-0	0	1.76	-

#8 Eric Cole - 29 games (All games)

Date	Opponent	Pos	AB	R	H	RBI	2B	3B	HR	BB	SB	CS	HBP	SAC	SF	GDP	K	PO	A	E	Avg
Feb 19	CENTRAL MICHIGAN	*of	5	2	2	0	0	0	0	0	0	0	0	0	0	0	0	3	0	0	.400
Feb 20	CENTRAL MICHIGAN	*of	3	2	1	0	0	0	0	1	0	0	0	0	0	0	1	0	0	0	.375
Feb 21	CENTRAL MICHIGAN	*of	2	0	2	0	0	0	0	2	0	0	0	0	0	0	0	3	0	0	.500
Feb 23	MISS. VALLEY STATE	*of	3	1	2	0	0	0	0	1	0	0	0	0	0	0	1	0	0	0	.538
Feb 26	vs Rice	*of	3	0	0	0	0	0	0	1	0	0	1	0	0	0	2	0	0	0	.438
Feb 27	vs Houston	*of	5	2	1	0	0	0	0	0	0	0	0	0	0	0	2	1	0	0	.381
Feb 28	vs Texas Tech	*of	3	0	0	1	0	0	0	1	0	0	0	0	1	0	1	1	0	0	.333
Mar 02	LOUISIANA TECH	*of	5	1	1	0	0	0	0	0	0	0	0	0	0	0	1	0	0	0	.310
Mar 04	EASTERN ILLINOIS	*of	4	1	1	1	0	0	0	1	0	0	0	0	0	0	1	1	0	0	.303
Mar 05	EASTERN ILLINOIS	ph/of	3	0	0	0	0	0	0	0	0	0	0	1	0	0	0	0	0	0	.278
Mar 06	EASTERN ILLINOIS	*of	4	0	0	0	0	0	0	0	0	0	0	1	0	0	0	2	0	0	.250
Mar 11	WESTERN ILLINOIS	pr	0	1	0	0	0	0	0	0	0	0	0	0	0	0	0	0	0	0	.250
Mar 12	WESTERN ILLINOIS	*of	5	1	2	1	1	0	0	0	1	0	0	0	0	0	0	1	0	0	.267
Mar 13	WESTERN ILLINOIS	*of	2	0	0	0	0	0	0	1	0	0	0	1	0	0	2	0	0	0	.255
Mar 15	GRAMBLING STATE	*of	4	0	1	1	0	0	0	0	0	0	0	0	0	0	1	0	0	0	.255
Mar 16	GRAMBLING STATE	of	0	0	0	0	0	0	0	0	0	0	0	0	0	0	0	0	0	0	.255
Mar 18	at South Carolina	*of	4	0	2	0	1	0	0	1	0	0	0	0	0	0	0	1	0	0	.273
Mar 19	at South Carolina	*of	3	0	0	0	0	0	0	1	0	0	0	0	0	0	0	1	3	0	.259
Mar 20	at South Carolina	ph	1	0	0	0	0	0	0	0	0	0	0	0	0	0	1	0	0	0	.254
Mar 26	AUBURN	of	1	0	1	0	0	0	0	0	0	0	0	0	0	0	0	1	0	0	.267
Apr 02	MISSOURI	*of/of	5	0	0	0	0	0	0	0	0	0	0	0	0	0	2	0	0	0	.246
Apr 06	at Memphis	*of	4	0	1	0	0	0	0	0	0	0	0	1	0	0	2	0	0	0	.246
Apr 08	at Ole Miss	*of	4	0	0	0	0	0	0	0	0	0	0	0	0	0	0	3	0	0	.233
Apr 10	at Ole Miss	pr	0	1	0	0	0	0	0	0	0	0	0	0	0	0	0	0	0	0	.233
Apr 16	FLORIDA	*of	5	0	1	0	0	0	0	0	0	0	0	0	0	0	2	1	0	0	.231
Apr 23	at Kentucky-2	of	0	0	0	0	0	0	0	0	0	0	0	0	0	0	0	0	0	0	.231
Apr 26	OKLAHOMA STATE	*of	4	0	1	1	0	0	0	0	0	0	0	0	0	0	1	5	0	0	.232
May 03	at Missouri State	*of	3	1	2	2	0	1	0	1	0	0	0	0	0	0	0	3	0	0	.247
May 07	at LSU	*of	5	0	2	0	0	0	0	1	0	0	0	0	0	0	2	2	0	0	.256
Totals		22gs	90	13	23	7	2	1	0	12	1	0	1	4	1	0	23	31	0	0	.256

On base pct. .346 • Slugging pct. .300

#18 Anthony Dahl - 6 appearances (All games)

Date	Opponent	GS	IP	H	R	ER	BB	SO	2B	3B	HR	WP	BK	HBP	IBB	Score	W-L	Sv	ERA	NP
Feb 21	CENTRAL MICHIGAN		2.1	2	0	0	1	3	0	0	0	0	0	0	0	9-4	1-0	0	0.00	52
Feb 27	vs Houston		2.2	5	2	2	0	3	2	0	0	0	0	0	0	12-3	1-0	0	3.60	39
Mar 05	EASTERN ILLINOIS		0.0	2	2	2	0	0	1	0	0	0	0	0	0	8-10	1-0	0	7.20	4
Mar 09	GONZAGA		0.0	0	2	2	0	0	0	0	0	0	0	2	0	10-15	1-1	0	10.80	2
Apr 06	at Memphis		1.0	3	1	1	0	1	1	0	0	0	0	0	0	12-4	1-1	0	10.50	19
May 03	at Missouri State		1.0	2	2	2	3	1	0	0	0	0	0	0	0	6-14	1-1	0	11.57	37
Totals		0	7.0	14	9	9	4	8	4	0	0	0	0	2	0	57-50	1-1	0	11.57	-

Arkansas Baseball  
Individual Game-by-Game for Arkansas (as of May 09, 2016)

#9 Clark Eagan - 48 games (All games)

Date	Opponent	Pos	AB	R	H	RBI	2B	3B	HR	BB	SB	CS	HBP	SAC	SF	GDP	K	PO	A	E	Avg
Feb 19	CENTRAL MICHIGAN	*of/1b	3	0	0	0	0	0	0	0	0	0	0	1	0	0	2	1	0	0	.000
Feb 20	CENTRAL MICHIGAN	*of/1b	3	0	2	1	0	0	0	0	0	0	0	1	0	0	0	2	0	0	.333
Feb 21	CENTRAL MICHIGAN	*of/1b	3	1	1	0	0	0	0	1	0	0	0	0	0	0	0	3	1	0	.333
Feb 23	MISS. VALLEY STATE	*of/1b	5	2	1	2	0	0	1	1	0	0	0	0	0	0	0	6	0	0	.286
Feb 24	MISS. VALLEY STATE	*3b	4	1	2	5	1	0	0	0	1	0	0	0	2	0	1	0	3	0	.333
Feb 26	vs Rice	*of	5	0	2	0	2	0	0	0	0	0	0	0	0	0	0	0	0	0	.348
Feb 27	vs Houston	*of	4	0	0	0	0	0	0	0	0	0	1	0	0	0	1	1	0	0	.296
Feb 28	vs Texas Tech	*of	3	3	2	2	0	1	1	1	1	0	1	0	0	0	0	2	0	0	.333
Mar 02	LOUISIANA TECH	*of	3	0	2	1	0	0	0	1	0	0	0	0	0	0	1	3	0	0	.364
Mar 04	EASTERN ILLINOIS	*1b	3	0	1	1	0	0	0	1	1	0	0	0	0	0	1	10	2	0	.361
Mar 05	EASTERN ILLINOIS	*of/1b	6	1	3	0	1	0	0	1	0	0	0	0	0	0	0	8	0	0	.381
Mar 06	EASTERN ILLINOIS	*of	2	0	1	1	0	0	0	3	0	0	0	0	0	0	0	0	0	0	.386
Mar 09	GONZAGA	*of	4	2	1	2	0	0	0	1	0	0	0	0	0	0	1	3	0	0	.375
Mar 11	WESTERN ILLINOIS	*of	4	0	0	0	0	0	0	0	0	0	0	1	0	0	0	0	0	0	.346
Mar 12	WESTERN ILLINOIS	*3b	4	1	2	1	0	0	0	0	1	0	0	0	1	0	0	1	3	0	.357
Mar 13	WESTERN ILLINOIS	*1b	4	0	0	0	0	0	0	0	0	0	0	0	0	1	1	11	0	0	.333
Mar 15	GRAMBLING STATE	*1b	6	3	3	1	0	0	0	0	0	0	0	0	0	0	1	10	2	0	.348
Mar 16	GRAMBLING STATE	*of/1b	3	0	0	0	0	0	0	1	0	0	0	0	0	0	0	4	0	0	.333
Mar 18	at South Carolina	*of/1b	5	1	2	0	0	0	0	0	0	0	0	0	0	0	2	3	2	0	.338
Mar 19	at South Carolina	*1b	4	0	0	0	0	0	0	0	0	0	0	0	0	0	1	7	2	0	.321
Mar 20	at South Carolina	*of/1b	4	1	1	1	0	0	0	0	0	0	1	0	0	0	1	4	0	0	.317
Mar 25	AUBURN	*of/1b	4	0	0	0	0	0	0	0	0	0	0	0	0	0	2	3	0	0	.302
Mar 26	AUBURN	*of	4	1	1	0	0	0	0	0	0	0	0	0	0	0	0	2	0	0	.300
Mar 27	AUBURN	*of/1b	3	0	0	0	0	0	0	1	0	0	0	0	0	0	1	2	0	0	.290
Mar 29	at Oklahoma State	*of	4	0	0	0	0	0	0	1	0	0	0	0	0	0	2	0	0	0	.278
Apr 01	MISSOURI	*of	5	0	3	2	1	0	0	0	0	0	0	0	0	0	0	5	0	0	.294
Apr 02	MISSOURI	*of	3	0	1	0	1	0	0	2	0	0	0	0	0	0	1	3	0	0	.295
Apr 03	MISSOURI	*of	4	0	2	0	0	0	0	1	0	0	0	0	0	0	1	1	0	0	.303
Apr 06	at Memphis	*of	6	3	3	2	0	0	0	0	1	0	0	0	0	0	0	2	0	0	.313
Apr 08	at Ole Miss	*of	3	0	1	1	0	0	0	0	0	0	0	0	1	0	2	4	0	0	.314
Apr 09	at Ole Miss	*of	5	1	1	0	0	0	0	0	0	0	0	0	0	0	0	2	1	1	.309
Apr 10	at Ole Miss	*of	5	1	1	0	0	0	0	0	0	0	0	0	0	0	1	2	0	0	.305
Apr 12	ULM	*of	5	0	2	0	0	0	0	0	0	0	0	0	0	0	0	1	0	0	.308
Apr 14	FLORIDA	*1b	3	0	2	1	0	0	0	2	0	0	0	0	0	0	0	10	1	0	.316
Apr 15	FLORIDA	*of	4	0	0	0	0	0	0	0	0	0	0	0	0	0	1	1	0	0	.307
Apr 16	FLORIDA	*1b	4	0	1	0	0	0	0	0	0	0	0	0	0	0	2	5	0	0	.306
Apr 19	CREIGHTON	*1b	4	0	2	0	0	0	0	0	0	1	0	0	0	0	0	6	0	0	.311
Apr 22	at Kentucky	*1b	5	0	2	0	0	0	0	0	0	0	0	0	0	0	0	15	1	0	.314
Apr 23	at Kentucky-1	*1b	3	0	0	0	0	0	0	0	0	0	0	0	0	0	0	8	0	0	.308
Apr 23	at Kentucky-2	*1b	4	2	2	1	0	0	1	0	0	0	0	0	0	0	0	5	0	0	.312
Apr 26	OKLAHOMA STATE	*1b	4	1	1	1	1	0	0	1	0	0	0	0	0	0	0	7	0	1	.311
Apr 30	TEXAS A&M-1	*1b	4	3	2	2	0	1	0	1	0	0	0	0	0	1	1	12	0	0	.315
Apr 30	TEXAS A&M-2	*1b/of	6	1	1	0	0	0	0	0	0	0	0	0	1	0	4	4	0	0	.310
May 01	TEXAS A&M	*of/3b	5	0	1	0	0	0	0	0	0	0	0	0	0	0	0	1	0	0	.307
May 03	at Missouri State	*3b	5	0	1	0	0	0	0	0	0	0	0	0	0	0	0	1	0	0	.304
May 06	at LSU	*1b	4	2	2	1	0	0	1	0	0	0	1	0	0	0	0	7	1	1	.309
May 07	at LSU	*1b	6	1	1	1	0	0	0	0	0	0	0	0	0	0	2	2	3	1	.304
May 08	at LSU	*3b	4	0	0	0	0	0	0	0	0	0	0	0	0	0	0	0	2	0	.298
Totals		48gs	198	32	59	30	7	2	4	20	5	1	4	3	4	3	29	190	28	4	.298

On base pct. .367 • Slugging pct. .414

Arkansas Baseball  
Individual Game-by-Game for Arkansas (as of May 09, 2016)

#29 Cullen Gassaway - 36 games (All games)

Date	Opponent	Pos	AB	R	H	RBI	2B	3B	HR	BB	SB	CS	HBP	SAC	SF	GDP	K	PO	A	E	Avg
Feb 19	CENTRAL MICHIGAN	*1b	4	0	1	2	0	0	0	0	0	0	0	0	0	0	0	10	1	0	.250
Feb 20	CENTRAL MICHIGAN	*1b	3	0	1	1	0	0	0	0	0	0	0	0	1	0	1	12	2	0	.286
Feb 21	CENTRAL MICHIGAN	*1b	3	1	2	0	0	1	0	0	0	0	0	0	0	0	0	7	1	0	.400
Feb 23	MISS. VALLEY STATE	*1b	3	1	1	1	0	0	0	1	0	0	0	0	0	0	1	7	1	1	.385
Feb 26	vs Rice	*1b	4	1	1	1	1	0	0	0	0	0	0	0	0	0	0	9	0	0	.353
Feb 27	vs Houston	*1b	4	1	1	1	0	0	0	1	0	0	0	0	0	0	1	6	0	0	.333
Feb 28	vs Texas Tech	*1b	5	0	1	0	0	0	0	0	0	0	0	0	0	0	1	9	0	0	.308
Mar 02	LOUISIANA TECH	*1b	4	0	0	0	0	0	0	0	0	0	0	0	0	1	0	11	0	0	.267
Mar 05	EASTERN ILLINOIS	*1b	3	1	1	1	0	0	0	2	0	0	0	0	0	0	1	8	1	0	.273
Mar 06	EASTERN ILLINOIS	1b	0	0	0	1	0	0	0	1	0	0	0	0	0	0	0	2	0	0	.273
Mar 09	GONZAGA	*1b	3	1	2	2	0	0	0	2	0	0	0	0	0	0	1	5	1	0	.306
Mar 11	WESTERN ILLINOIS	*1b	4	0	1	1	0	0	0	1	0	0	0	0	0	0	1	10	0	1	.300
Mar 12	WESTERN ILLINOIS	*1b	5	0	1	0	0	0	0	0	0	0	0	0	0	0	0	10	1	0	.289
Mar 16	GRAMBLING STATE	*1b	2	0	0	1	0	0	0	1	0	0	0	0	1	0	0	8	0	0	.277
Mar 18	at South Carolina	*1b	2	0	0	0	0	0	0	0	0	0	0	0	0	0	2	6	1	0	.265
Mar 20	at South Carolina	*1b	4	1	2	0	0	0	0	0	1	0	0	0	0	0	1	4	2	0	.283
Mar 25	AUBURN	*1b	3	0	1	1	1	0	0	0	0	0	0	0	0	0	0	4	0	0	.286
Mar 26	AUBURN	*1b	4	1	1	2	1	0	0	1	0	0	0	0	0	0	0	5	0	0	.283
Mar 27	AUBURN	*1b	4	0	2	0	0	0	0	0	0	0	0	0	0	0	1	9	0	0	.297
Mar 29	at Oklahoma State	*1b	4	1	1	0	0	0	0	1	0	0	0	0	0	1	2	9	0	0	.294
Apr 01	MISSOURI	*1b	3	1	3	0	1	0	0	0	0	0	0	1	0	0	0	4	1	0	.324
Apr 02	MISSOURI	*1b	5	0	1	0	0	0	0	0	0	0	0	0	0	0	0	8	0	0	.316
Apr 03	MISSOURI	*1b	4	0	0	0	0	0	0	0	0	0	0	0	0	0	3	11	0	0	.300
Apr 06	at Memphis	*1b	5	2	3	1	0	0	0	0	1	0	0	0	0	1	0	8	0	0	.318
Apr 08	at Ole Miss	*1b	4	0	1	2	1	0	0	0	0	0	0	0	0	0	3	3	0	0	.315
Apr 09	at Ole Miss	*1b	5	1	2	1	0	0	0	0	0	0	0	0	0	0	1	8	0	0	.319
Apr 10	at Ole Miss	*1b	5	0	2	1	0	0	0	0	0	0	0	0	0	0	0	8	0	0	.323
Apr 12	ULM	*1b	3	0	0	1	0	0	0	0	0	0	0	0	1	0	2	5	1	0	.314
Apr 15	FLORIDA	*1b	4	0	1	1	0	0	0	0	0	0	0	0	0	0	0	15	0	0	.311
Apr 23	at Kentucky-2	*dh	1	1	0	0	0	0	0	1	0	0	0	1	0	0	1	0	0	0	.308
Apr 30	TEXAS A&M-1	*dh	4	1	1	1	1	0	0	1	0	0	0	0	0	0	1	0	0	0	.306
Apr 30	TEXAS A&M-2	ph/1b	1	0	0	0	0	0	0	0	0	0	0	0	0	0	1	1	0	1	.304
May 01	TEXAS A&M	*1b	4	0	0	0	0	0	0	0	0	0	0	0	0	0	2	11	2	0	.293
May 03	at Missouri State	*1b	3	1	1	0	0	0	0	0	0	0	1	0	0	0	1	7	0	0	.294
May 06	at LSU	*dh	2	0	0	0	0	0	0	2	0	0	0	0	0	0	0	0	0	0	.289
May 08	at LSU	*1b	3	0	1	1	0	0	0	1	0	0	0	0	0	0	0	9	0	0	.290
Totals		34gs	124	16	36	24	6	1	0	16	2	0	1	2	3	3	28	249	15	3	.290

On base pct. .368 • Slugging pct. .355

#44 Alex Gosser - 9 games (All games)

Date	Opponent	Pos	AB	R	H	RBI	2B	3B	HR	BB	SB	CS	HBP	SAC	SF	GDP	K	PO	A	E	Avg
Feb 24	MISS. VALLEY STATE	dh	1	1	0	0	0	0	0	1	0	0	0	0	0	0	1	0	0	0	.000
Mar 09	GONZAGA	*c	2	1	0	0	0	0	0	1	0	0	0	0	0	0	1	5	0	0	.000
Mar 11	WESTERN ILLINOIS	c	0	0	0	0	0	0	0	0	0	0	0	0	0	0	0	3	0	0	.000
Mar 15	GRAMBLING STATE	c	1	0	0	0	0	0	0	0	0	0	0	0	0	0	0	0	0	0	.000
Mar 20	at South Carolina	*c	2	0	0	1	0	0	0	0	0	0	0	0	1	0	0	5	0	0	.000
Mar 26	AUBURN	ph/c	2	0	0	0	0	0	0	0	0	0	0	0	0	0	0	4	0	0	.000
Apr 14	FLORIDA	*dh	5	1	1	0	0	0	0	0	0	0	0	0	0	0	1	0	0	0	.077
Apr 30	TEXAS A&M-2	ph	1	0	1	1	0	0	0	0	0	0	0	0	0	0	0	0	0	0	.143
May 06	at LSU	ph	0	0	0	0	0	0	0	1	0	0	0	0	0	0	0	0	0	0	.143
Totals		3gs	14	3	2	2	0	0	0	3	0	0	0	0	1	0	3	17	0	0	.143

On base pct. .278 • Slugging pct. .143

#13 Ty Harris - 7 appearances (All games)

Date	Opponent	GS	IP	H	R	ER	BB	SO	2B	3B	HR	WP	BK	HBP	IBB	Score	W-L	Sv	ERA	NP
Feb 24	MISS. VALLEY STATE		2.0	1	0	0	0	0	0	0	0	0	0	0	0	20-0	0-0	0	0.00	12
Feb 27	vs Houston		0.0	0	0	0	1	0	0	0	0	1	0	0	0	12-3	0-0	0	0.00	4
Mar 09	GONZAGA		0.1	0	0	0	0	0	0	0	0	0	0	0	0	10-15	0-0	0	0.00	3
Mar 13	WESTERN ILLINOIS		0.2	0	0	0	0	1	0	0	0	0	0	0	0	3-0	0-0	0	0.00	10
Mar 15	GRAMBLING STATE		0.2	0	0	0	0	1	0	0	0	0	0	0	0	14-4	0-0	0	0.00	6
Mar 26	AUBURN		1.0	5	5	5	2	0	0	0	1	0	0	1	0	14-7	0-0	0	9.64	42
Apr 03	MISSOURI		0.0	0	0	0	2	0	0	0	0	1	0	0	0	1-10	0-0	0	9.64	9
Totals		0	4.2	6	5	5	5	2	0	0	1	2	0	1	0	74-39	0-0	0	9.64	-

Arkansas Baseball  
Individual Game-by-Game for Arkansas (as of May 09, 2016)

#30 Hunter Hart - 4 games (All games)

Date	Opponent	Pos	AB	R	H	RBI	2B	3B	HR	BB	SB	CS	HBP	SAC	SF	GDP	K	PO	A	E	Avg
Feb 21	CENTRAL MICHIGAN	p	0	0	0	0	0	0	0	0	0	0	0	0	0	0	0	1	0	0	.000
Feb 23	MISS. VALLEY STATE	p	0	0	0	0	0	0	0	0	0	0	0	0	0	0	0	0	2	0	.000
Feb 28	vs Texas Tech	p	0	0	0	0	0	0	0	0	0	0	0	0	0	0	0	0	1	0	.000
Mar 05	EASTERN ILLINOIS	p	0	0	0	0	0	0	0	0	0	0	0	0	0	0	0	0	1	0	.000
Totals		0gs	0	0	0	0	0	0	0	0	0	0	0	0	0	0	0	1	4	0	.000

On base pct. .000 • Slugging pct. .000

#30 Hunter Hart - 10 appearances (All games)

Date	Opponent	GS	IP	H	R	ER	BB	SO	2B	3B	HR	WP	BK	HBP	IBB	Score	W-L	Sv	ERA	NP
Feb 21	CENTRAL MICHIGAN		1.0	1	1	0	1	2	0	0	0	1	0	0	0	9-4	0-0	0	0.00	22
Feb 23	MISS. VALLEY STATE		1.0	1	0	0	1	0	0	0	0	0	0	0	0	21-4	0-0	0	0.00	11
Feb 28	vs Texas Tech		1.2	0	0	0	1	0	0	0	0	0	0	1	0	10-6	0-0	0	0.00	17
Mar 05	EASTERN ILLINOIS		1.0	1	0	0	1	0	0	0	0	1	0	0	0	8-10	0-0	0	0.00	17
Mar 09	GONZAGA		0.0	1	3	2	1	0	0	0	0	3	0	0	0	10-15	0-0	0	3.86	17
Mar 15	GRAMBLING STATE		2.1	2	1	1	1	4	1	0	0	0	0	0	0	14-4	0-0	0	3.86	40
Apr 06	at Memphis		2.0	0	0	0	0	4	0	0	0	0	0	0	0	12-4	1-0	0	3.00	32
Apr 09	at Ole Miss		1.0	1	2	2	3	0	1	0	0	0	0	0	0	9-14	1-0	0	4.50	31
Apr 14	FLORIDA		2.2	4	4	3	3	3	1	0	0	1	0	1	0	8-12	1-0	0	5.68	85
May 03	at Missouri State		0.1	1	3	3	1	0	0	0	0	1	0	1	0	6-14	1-0	0	7.62	14
Totals		0	13.0	12	14	11	12	14	3	0	0	7	0	3	0	107-87	1-0	0	7.62	-

#32 Zach Jackson - 6 games (All games)

Date	Opponent	Pos	AB	R	H	RBI	2B	3B	HR	BB	SB	CS	HBP	SAC	SF	GDP	K	PO	A	E	Avg
Feb 26	vs Rice	p	0	0	0	0	0	0	0	0	0	0	0	0	0	0	0	0	1	0	.000
Mar 05	EASTERN ILLINOIS	p	0	0	0	0	0	0	0	0	0	0	0	0	0	0	0	0	1	1	.000
Apr 09	at Ole Miss	*p	0	0	0	0	0	0	0	0	0	0	0	0	0	0	0	0	1	0	.000
Apr 16	FLORIDA	*p	0	0	0	0	0	0	0	0	0	0	0	0	0	0	0	0	1	0	.000
Apr 30	TEXAS A&M-2	*p	0	0	0	0	0	0	0	0	0	0	0	0	0	0	0	0	1	1	.000
May 07	at LSU	*p	0	0	0	0	0	0	0	0	0	0	0	0	0	0	0	0	1	0	.000
Totals		4gs	0	0	0	0	0	0	0	0	0	0	0	0	0	0	0	1	6	1	.000

On base pct. .000 • Slugging pct. .000

#32 Zach Jackson - 16 appearances (All games)

Date	Opponent	GS	IP	H	R	ER	BB	SO	2B	3B	HR	WP	BK	HBP	IBB	Score	W-L	Sv	ERA	NP
Feb 19	CENTRAL MICHIGAN		1.0	1	0	0	1	1	0	0	0	0	0	0	0	6-1	0-0	0	0.00	13
Feb 20	CENTRAL MICHIGAN		1.2	1	1	1	1	4	1	0	0	0	0	2	0	4-3	0-0	1	3.38	37
Feb 26	vs Rice		3.0	1	0	0	0	4	0	0	0	1	0	0	0	5-2	0-0	2	1.59	40
Mar 02	LOUISIANA TECH		0.2	0	0	0	0	0	0	0	0	0	0	0	0	2-3	0-0	2	1.42	7
Mar 04	EASTERN ILLINOIS		0.2	0	0	0	1	2	0	0	0	0	0	0	0	5-2	0-0	3	1.29	13
Mar 05	EASTERN ILLINOIS		2.1	4	2	2	1	0	0	0	1	0	0	0	0	8-10	0-1	3	2.89	39
Mar 11	WESTERN ILLINOIS		3.0	2	1	0	3	5	0	0	0	0	0	0	0	3-2	1-1	3	2.19	59
Mar 20	at South Carolina		2.2	3	4	4	5	2	1	0	1	0	0	0	0	6-8	1-2	3	4.20	74
Mar 27	AUBURN		2.1	3	0	0	1	2	0	0	0	0	0	0	0	3-1	2-2	3	3.63	40
Apr 01	MISSOURI		0.2	0	0	0	1	0	0	0	0	1	0	0	0	7-6	2-2	4	3.50	15
Apr 03	MISSOURI		4.0	4	4	2	4	7	1	0	0	0	0	0	1	1-10	2-2	4	3.68	87
Apr 09	at Ole Miss	*	5.0	8	6	5	1	8	3	0	0	1	0	1	0	9-14	2-3	4	4.67	100
Apr 16	FLORIDA	*	5.1	1	4	4	4	5	0	0	0	0	0	1	0	2-8	2-4	4	5.01	104
Apr 23	at Kentucky-1	*	7.0	2	0	0	3	8	1	0	0	1	0	0	0	2-0	3-4	4	4.12	106
Apr 30	TEXAS A&M-2	*	4.2	6	7	7	4	6	1	0	1	1	0	0	0	8-11	3-4	4	5.11	101
May 07	at LSU	*	4.0	4	1	1	5	5	0	0	0	0	0	1	0	9-10	3-4	4	4.88	105
Totals		5	48.0	40	30	26	35	59	8	0	3	5	0	5	1	80-91	3-4	4	4.88	-

Arkansas Baseball  
Individual Game-by-Game for Arkansas (as of May 09, 2016)

#16 Blaine Knight - 3 games (All games)

Date	Opponent	Pos	AB	R	H	RBI	2B	3B	HR	BB	SB	CS	HBP	SAC	SF	GDP	K	PO	A	E	Avg
Feb 20	CENTRAL MICHIGAN	*p	0	0	0	0	0	0	0	0	0	0	0	0	0	0	0	2	1	0	.000
Apr 12	ULM	*p	0	0	0	0	0	0	0	0	0	0	0	0	0	0	0	0	0	1	.000
May 07	at LSU	p	0	0	0	0	0	0	0	0	0	0	0	0	0	0	0	2	0	0	.000
Totals		2gs	0	0	0	0	0	0	0	0	0	0	0	0	0	0	0	4	1	1	.000

On base pct. .000 • Slugging pct. .000

#16 Blaine Knight - 16 appearances (All games)

Date	Opponent	GS	IP	H	R	ER	BB	SO	2B	3B	HR	WP	BK	HBP	IBB	Score	W-L	Sv	ERA	NP
Feb 20	CENTRAL MICHIGAN	*	5.0	4	2	2	0	3	1	0	0	0	0	0	0	4-3	1-0	0	3.60	74
Feb 27	vs Houston	*	2.0	4	1	1	1	3	1	0	0	0	0	0	0	12-3	1-0	0	3.86	39
Mar 05	EASTERN ILLINOIS	*	3.1	7	5	5	1	4	0	0	0	0	0	0	0	8-10	1-0	0	6.97	54
Mar 12	WESTERN ILLINOIS		4.1	3	0	0	2	5	0	0	0	0	0	0	0	9-3	2-0	0	4.91	70
Mar 16	GRAMBLING STATE		2.0	3	0	0	0	0	0	0	0	0	1	0	0	3-2	2-0	0	4.32	36
Mar 29	at Oklahoma State	*	2.0	4	3	3	1	1	2	0	1	0	0	0	0	4-5	2-0	0	5.30	54
Apr 02	MISSOURI		3.1	4	1	1	1	2	1	0	0	0	0	0	0	5-8	2-0	0	4.91	59
Apr 08	at Ole Miss		4.0	3	0	0	1	6	1	0	0	0	0	0	0	3-7	2-0	0	4.15	61
Apr 12	ULM	*	3.0	1	0	0	1	3	0	0	0	0	0	0	0	3-1	2-0	0	3.72	39
Apr 16	FLORIDA		1.0	2	1	0	1	1	0	0	0	0	0	0	0	2-8	2-0	0	3.60	26
Apr 19	CREIGHTON		1.0	1	0	0	0	2	0	0	0	0	0	0	0	6-2	2-0	0	3.48	15
Apr 23	at Kentucky-2		2.1	3	0	0	1	2	0	0	0	0	0	0	0	4-5	2-0	0	3.24	47
Apr 26	OKLAHOMA STATE		0.1	0	0	0	0	0	0	0	0	0	0	0	0	7-6	2-0	1	3.21	3
Apr 30	TEXAS A&M-1		1.0	1	0	0	0	0	0	0	0	0	0	0	0	9-5	2-0	1	3.12	16
Apr 30	TEXAS A&M-2		1.1	2	2	1	0	1	0	0	1	0	0	0	0	8-11	2-1	1	3.25	39
May 07	at LSU		3.2	6	5	0	2	8	1	0	0	0	0	0	1	9-10	2-1	1	2.95	94
Totals		5	39.2	48	20	13	12	41	7	0	2	0	1	0	1	96-89	2-1	1	2.95	-

#33 Grant Koch - 23 games (All games)

Date	Opponent	Pos	AB	R	H	RBI	2B	3B	HR	BB	SB	CS	HBP	SAC	SF	GDP	K	PO	A	E	Avg
Feb 20	CENTRAL MICHIGAN	*c	2	0	0	0	0	0	0	0	0	0	0	0	0	0	2	3	0	0	.000
Feb 27	MISS. VALLEY STATE	*c	4	2	3	4	1	1	0	1	0	0	0	0	0	0	0	9	2	0	.500
Feb 27	vs Houston	c	0	0	0	0	0	0	0	0	0	0	0	0	0	0	0	2	0	0	.500
Mar 04	EASTERN ILLINOIS	*c	3	1	2	1	0	0	1	1	0	0	0	0	0	0	0	8	2	0	.556
Mar 05	EASTERN ILLINOIS	c	1	0	0	0	0	0	0	0	0	0	0	0	0	1	0	0	0	0	.500
Mar 11	WESTERN ILLINOIS	*dh	2	1	0	0	0	0	0	1	0	0	0	0	0	0	1	0	0	0	.417
Mar 16	GRAMBLING STATE	*c	1	0	0	0	0	0	0	0	0	0	1	0	0	0	0	1	3	1	.385
Mar 26	AUBURN	ph	1	0	0	0	0	0	0	0	0	0	0	0	0	0	0	0	0	0	.357
Apr 06	at Memphis	*c	4	2	3	1	1	0	0	1	0	0	0	0	0	0	0	11	1	1	.444
Apr 09	at Ole Miss	*dh	4	0	2	2	0	0	0	1	0	0	0	0	0	0	2	0	0	0	.455
Apr 10	at Ole Miss	*dh	4	0	0	0	0	0	0	0	0	0	0	0	0	1	1	0	0	0	.385
Apr 12	ULM	*c	1	0	0	0	0	0	0	1	0	0	1	0	0	0	1	7	1	0	.370
Apr 14	FLORIDA	ph/c	3	2	1	3	0	0	1	1	0	0	0	0	0	0	0	5	0	0	.367
Apr 15	FLORIDA	*dh	4	0	1	0	0	0	0	0	0	0	0	0	0	0	1	0	0	0	.353
Apr 16	FLORIDA	ph/c	2	0	0	0	0	0	0	0	0	0	0	0	0	0	0	3	0	0	.333
Apr 19	CREIGHTON	*c	3	1	1	0	0	0	0	1	0	0	0	0	0	0	0	7	3	0	.333
Apr 22	at Kentucky	*dh	3	0	0	0	0	0	0	1	0	0	0	0	0	0	0	0	0	0	.310
Apr 23	at Kentucky-1	*dh	3	0	0	0	0	0	0	0	0	0	0	0	0	0	0	0	0	0	.289
Apr 23	at Kentucky-2	ph	1	0	0	0	0	0	0	0	0	0	0	0	0	0	0	0	0	0	.283
Apr 26	OKLAHOMA STATE	*c	2	0	1	0	0	0	0	1	0	0	0	0	0	0	0	5	0	0	.292
Apr 30	TEXAS A&M-2	c	0	0	0	0	0	0	0	0	0	0	0	0	0	0	0	1	1	0	.292
May 03	at Missouri State	*c	4	1	2	2	0	0	0	0	0	0	0	0	0	0	0	8	1	0	.308
May 08	at LSU	c	1	0	0	0	0	0	0	0	0	0	0	0	0	0	0	3	1	0	.302
Totals		15gs	53	10	16	13	2	1	2	10	0	0	2	0	0	2	9	75	13	1	.302

On base pct. .431 • Slugging pct. .491

Arkansas Baseball  
Individual Game-by-Game for Arkansas (as of May 09, 2016)

#46 Barrett Loseke - 4 games (All games)

Date	Opponent	Pos	AB	R	H	RBI	2B	3B	HR	BB	SB	CS	HBP	SAC	SF	GDP	K	PO	A	E	Avg
Mar 09	GONZAGA	p	0	0	0	0	0	0	0	0	0	0	0	0	0	0	0	1	0	0	.000
Mar 19	at South Carolina	*p	0	0	0	0	0	0	0	0	0	0	0	0	0	0	0	1	0	0	.000
Mar 27	AUBURN	*p	0	0	0	0	0	0	0	0	0	0	0	0	0	0	0	0	1	0	.000
Apr 30	TEXAS A&M-2	p	0	0	0	0	0	0	0	0	0	0	0	0	0	0	0	1	2	0	.000
Totals		2gs	0	0	0	0	0	0	0	0	0	0	0	0	0	0	0	3	3	0	.000

On base pct. .000 • Slugging pct. .000

#46 Barrett Loseke - 15 appearances (All games)

Date	Opponent	GS	IP	H	R	ER	BB	SO	2B	3B	HR	WP	BK	HBP	IBB	Score	W-L	Sv	ERA	NP
Feb 20	CENTRAL MICHIGAN		0.1	1	0	0	0	0	1	0	0	0	0	0	0	4-3	0-0	0	0.00	6
Feb 23	MISS. VALLEY STATE		2.0	1	0	0	0	3	0	0	0	1	0	0	0	21-4	0-0	0	0.00	24
Feb 28	vs Texas Tech		1.1	2	0	0	3	3	0	0	0	1	0	0	0	10-6	0-0	0	0.00	46
Mar 09	GONZAGA		3.0	1	0	0	1	1	0	0	0	0	0	0	0	10-15	0-0	0	0.00	45
Mar 13	WESTERN ILLINOIS	*	4.0	1	0	0	1	4	0	0	0	0	0	1	0	3-0	1-0	0	0.00	48
Mar 19	at South Carolina	*	4.0	3	2	2	3	3	0	0	0	0	0	0	0	2-6	1-0	0	1.23	70
Mar 27	AUBURN	*	2.2	4	1	1	1	2	0	0	1	1	0	0	0	3-1	1-0	0	1.56	48
Apr 03	MISSOURI	*	3.1	2	3	3	1	4	0	1	0	1	0	0	0	1-10	1-1	0	2.61	45
Apr 10	at Ole Miss	*	1.0	2	3	3	2	3	1	0	0	0	0	0	0	7-8	1-2	0	3.74	32
Apr 12	ULM		1.0	1	0	0	0	1	0	0	0	0	0	0	0	3-1	1-2	0	3.57	13
Apr 16	FLORIDA		0.2	0	0	0	3	2	0	0	0	2	0	0	0	2-8	1-2	0	3.47	28
Apr 26	OKLAHOMA STATE		1.0	0	0	0	1	0	0	0	0	0	0	0	0	7-6	1-2	0	3.33	28
Apr 30	TEXAS A&M-2		3.2	2	0	0	0	4	1	0	0	0	0	1	0	8-11	1-2	0	2.89	33
May 06	at LSU		0.0	0	0	0	2	0	0	0	0	0	0	0	0	4-5	1-2	0	2.89	14
May 08	at LSU		1.2	1	0	0	1	2	0	0	0	0	0	1	0	1-7	1-2	0	2.73	26
Totals		5	29.2	21	9	9	19	32	3	1	1	6	0	3	0	86-91	1-2	0	2.73	-

#11 Keaton McKinney - 8 games (All games)

Date	Opponent	Pos	AB	R	H	RBI	2B	3B	HR	BB	SB	CS	HBP	SAC	SF	GDP	K	PO	A	E	Avg
Feb 21	CENTRAL MICHIGAN	*p	0	0	0	0	0	0	0	0	0	0	0	0	0	0	0	0	0	1	.000
Mar 06	EASTERN ILLINOIS	*p	0	0	0	0	0	0	0	0	0	0	0	0	0	0	0	1	2	1	.000
Mar 12	WESTERN ILLINOIS	*p	0	0	0	0	0	0	0	0	0	0	0	0	0	0	0	0	1	0	.000
Mar 20	at South Carolina	*p	0	0	0	0	0	0	0	0	0	0	0	0	0	0	0	0	0	1	.000
Apr 15	FLORIDA	*p	0	0	0	0	0	0	0	0	0	0	0	0	0	0	0	0	1	0	.000
Apr 23	at Kentucky-2	*p	0	0	0	0	0	0	0	0	0	0	0	0	0	0	0	0	1	0	.000
May 01	TEXAS A&M	*p	0	0	0	0	0	0	0	0	0	0	0	0	0	0	0	2	1	0	.000
May 08	at LSU	*p	0	0	0	0	0	0	0	0	0	0	0	0	0	0	0	0	1	0	.000
Totals		8gs	0	0	0	0	0	0	0	0	0	0	0	0	0	0	0	3	7	3	.000

On base pct. .000 • Slugging pct. .000

#11 Keaton McKinney - 12 appearances (All games)

Date	Opponent	GS	IP	H	R	ER	BB	SO	2B	3B	HR	WP	BK	HBP	IBB	Score	W-L	Sv	ERA	NP
Feb 21	CENTRAL MICHIGAN	*	4.0	4	3	2	2	1	0	0	0	0	0	1	0	9-4	0-0	0	4.50	58
Feb 28	vs Texas Tech	*	0.2	3	5	5	2	1	2	0	0	0	0	1	0	10-6	0-0	0	13.50	37
Mar 06	EASTERN ILLINOIS	*	7.0	4	2	1	1	1	1	0	0	0	0	0	0	3-2	0-0	0	6.17	95
Mar 12	WESTERN ILLINOIS	*	3.2	5	3	3	4	1	0	0	1	0	0	1	0	9-3	0-0	0	6.46	65
Mar 20	at South Carolina	*	4.2	7	4	3	0	4	1	1	0	0	0	1	0	6-8	0-0	0	6.30	82
Mar 26	AUBURN	*	6.0	3	0	0	5	3	0	0	0	0	0	0	0	14-7	1-0	0	4.85	101
Apr 02	MISSOURI	*	3.2	6	6	6	4	2	3	0	1	1	0	1	0	5-8	1-1	0	6.07	92
Apr 10	at Ole Miss	*	2.0	4	2	2	0	1	1	0	0	1	0	0	0	7-8	1-1	0	6.25	40
Apr 15	FLORIDA	*	4.0	5	3	3	4	5	1	0	0	1	0	1	0	2-9	1-2	0	6.31	90
Apr 23	at Kentucky-2	*	3.1	4	3	3	3	2	1	0	1	1	0	0	0	4-5	1-2	0	6.46	65
May 01	TEXAS A&M	*	5.2	6	5	1	1	5	2	0	0	0	0	0	0	2-6	1-3	0	5.84	94
May 08	at LSU	*	4.1	4	4	4	3	2	1	0	0	2	0	1	0	1-7	1-4	0	6.06	87
Totals		11	49.0	55	40	33	29	28	13	1	3	6	0	7	0	72-73	1-4	0	6.06	-

Arkansas Baseball  
Individual Game-by-Game for Arkansas (as of May 09, 2016)

#21 Kacey Murphy - 2 games (All games)

Date	Opponent	Pos	AB	R	H	RBI	2B	3B	HR	BB	SB	CS	HBP	SAC	SF	GDP	K	PO	A	E	Avg
Feb 21	CENTRAL MICHIGAN	p	0	0	0	0	0	0	0	0	0	0	0	0	0	0	0	1	1	0	.000
Apr 19	CREIGHTON	p	0	0	0	0	0	0	0	0	0	0	0	0	0	0	0	1	0	0	.000
Totals		0gs	0	0	0	0	0	0	0	0	0	0	0	0	0	0	0	2	1	0	.000

On base pct. .000 • Slugging pct. .000

#21 Kacey Murphy - 13 appearances (All games)

Date	Opponent	GS	IP	H	R	ER	BB	SO	2B	3B	HR	WP	BK	HBP	IBB	Score	W-L	Sv	ERA	NP
Feb 19	CENTRAL MICHIGAN		0.1	0	0	0	1	1	0	0	0	0	0	0	0	6-1	0-0	0	0.00	9
Feb 21	CENTRAL MICHIGAN		0.2	0	0	0	1	0	0	0	0	0	0	0	0	9-4	0-0	0	0.00	12
Feb 23	MISS. VALLEY STATE		1.0	1	1	1	1	1	1	0	0	0	0	0	0	21-4	0-0	0	4.50	20
Mar 04	EASTERN ILLINOIS		1.0	1	0	0	0	0	0	0	0	0	0	0	0	5-2	0-0	0	3.00	17
Mar 09	GONZAGA		0.1	0	1	1	0	0	0	0	0	0	0	1	0	10-15	0-0	0	5.40	7
Mar 13	WESTERN ILLINOIS		1.2	0	0	0	0	2	0	0	0	0	0	0	0	3-0	0-0	0	3.60	21
Mar 18	at South Carolina		0.2	3	1	1	1	0	0	0	0	0	0	0	0	6-10	0-0	0	4.76	17
Mar 26	AUBURN		2.0	4	2	2	0	3	1	0	0	0	0	0	0	14-7	0-0	0	5.87	35
Apr 03	MISSOURI		0.0	2	2	2	1	0	1	0	0	0	0	0	0	1-10	0-0	0	8.22	13
Apr 19	CREIGHTON		0.2	1	0	0	0	1	1	0	0	0	0	0	0	6-2	0-0	0	7.56	15
Apr 26	OKLAHOMA STATE		0.1	0	0	0	0	1	0	0	0	0	0	0	0	7-6	0-0	0	7.27	5
May 01	TEXAS A&M		0.0	1	0	0	1	0	0	0	0	0	0	0	0	2-6	0-0	0	7.27	9
May 03	at Missouri State		0.2	0	1	0	2	0	0	0	0	0	0	1	0	6-14	0-0	0	6.75	23
Totals		0	9.1	13	8	7	8	9	4	0	0	0	0	2	0	96-81	0-0	0	6.75	-

Arkansas Baseball  
Individual Game-by-Game for Arkansas (as of May 09, 2016)

#1 Rick Nomura - 47 games (All games)

Date	Opponent	Pos	AB	R	H	RBI	2B	3B	HR	BB	SB	CS	HBP	SAC	SF	GDP	K	PO	A	E	Avg
Feb 19	CENTRAL MICHIGAN	*2b	2	1	0	0	0	0	0	1	0	0	1	0	0	0	0	2	2	0	.000
Feb 20	CENTRAL MICHIGAN	*2b	3	0	1	0	0	0	0	0	0	0	0	1	0	1	0	2	6	0	.200
Feb 21	CENTRAL MICHIGAN	*2b	1	2	1	1	0	0	0	2	0	0	0	0	1	0	0	1	5	0	.333
Feb 23	MISS. VALLEY STATE	*2b	3	3	1	2	0	1	0	2	0	0	0	0	1	0	0	2	5	0	.333
Feb 26	vs Rice	*2b	4	0	0	0	0	0	0	0	0	0	0	0	0	0	1	5	4	0	.231
Feb 27	vs Houston	*2b	3	2	1	0	0	0	0	2	0	0	0	0	0	0	1	2	4	0	.250
Feb 28	vs Texas Tech	*2b	5	1	1	1	0	0	0	0	0	0	0	0	0	0	1	2	3	0	.238
Mar 02	LOUISIANA TECH	*2b	4	0	1	0	0	0	0	0	0	0	0	0	0	0	0	2	3	0	.240
Mar 04	EASTERN ILLINOIS	*2b	4	0	0	0	0	0	0	0	0	0	0	0	0	0	0	0	1	0	.207
Mar 05	EASTERN ILLINOIS	*2b	2	0	0	0	0	0	0	2	0	0	0	0	0	0	0	3	2	1	.194
Mar 06	EASTERN ILLINOIS	*2b	3	0	1	0	1	0	0	0	0	1	0	1	0	0	0	3	6	0	.206
Mar 09	GONZAGA	*2b	4	1	2	5	0	0	1	1	0	1	0	0	0	0	0	4	2	0	.237
Mar 11	WESTERN ILLINOIS	*2b	3	0	0	0	0	0	0	1	1	0	0	0	0	0	0	2	4	0	.220
Mar 12	WESTERN ILLINOIS	*2b	5	3	4	2	1	0	1	0	1	0	0	0	0	0	0	5	4	0	.283
Mar 13	WESTERN ILLINOIS	*2b	3	0	1	0	0	0	0	1	0	0	0	0	0	0	0	1	4	0	.286
Mar 15	GRAMBLING STATE	*2b	4	4	3	2	1	0	1	1	0	0	0	0	0	0	0	4	2	0	.321
Mar 16	GRAMBLING STATE	*2b	3	1	0	0	0	0	0	1	1	0	0	0	0	0	1	2	0	0	.304
Mar 18	at South Carolina	*2b	4	1	1	0	1	0	0	0	0	0	0	0	0	0	1	0	3	0	.300
Mar 19	at South Carolina	*2b	4	0	1	0	0	0	0	0	0	0	0	0	0	0	1	0	2	0	.297
Mar 20	at South Carolina	*2b	4	1	1	0	1	0	0	0	0	0	0	0	0	0	1	0	4	0	.294
Mar 25	AUBURN	*2b	4	0	2	1	1	0	0	0	0	0	0	0	0	0	0	8	4	0	.306
Mar 26	AUBURN	*2b	4	2	1	2	0	0	0	1	0	0	0	0	0	1	0	4	3	0	.303
Mar 27	AUBURN	*2b	4	2	2	0	0	0	0	0	0	0	0	0	0	0	0	2	6	0	.312
Mar 29	at Oklahoma State	*2b	5	1	0	0	0	0	0	0	0	0	0	0	0	0	0	4	4	0	.294
Apr 01	MISSOURI	*2b	4	1	2	1	0	0	0	0	0	0	0	0	0	0	0	4	4	1	.303
Apr 02	MISSOURI	*2b	3	1	0	0	0	0	0	1	0	0	0	0	0	0	0	2	3	0	.293
Apr 03	MISSOURI	*2b	4	0	0	0	0	0	0	0	0	0	0	0	0	0	2	1	2	0	.281
Apr 06	at Memphis	*2b	5	1	2	1	1	0	0	0	0	0	0	0	0	1	0	4	1	0	.287
Apr 08	at Ole Miss	*2b	4	0	0	0	0	0	0	0	0	0	0	0	0	0	1	2	0	0	.276
Apr 09	at Ole Miss	*2b	3	0	1	2	1	0	0	1	0	0	0	0	1	0	1	0	4	0	.278
Apr 10	at Ole Miss	*2b	3	0	0	0	0	0	0	1	0	0	1	0	0	0	2	1	1	0	.270
Apr 12	ULM	ph/2b	0	0	0	0	0	0	0	0	0	0	0	0	0	0	0	0	0	0	.270
Apr 14	FLORIDA	*2b	3	2	2	0	1	0	0	1	0	0	0	0	0	0	0	0	3	0	.281
Apr 15	FLORIDA	*2b	4	0	0	0	0	0	0	0	0	0	0	0	0	0	0	3	4	0	.271
Apr 16	FLORIDA	*2b	4	0	1	0	0	0	0	0	0	0	0	0	0	0	0	4	0	0	.270
Apr 19	CREIGHTON	*2b	4	0	0	1	0	0	0	0	0	0	0	0	0	0	0	4	5	0	.262
Apr 22	at Kentucky	*2b	4	0	1	0	0	0	0	0	0	0	0	0	0	0	1	1	4	0	.262
Apr 23	at Kentucky-1	*2b	2	0	1	0	0	0	0	1	0	0	0	0	0	0	0	2	2	0	.265
Apr 23	at Kentucky-2	*2b	3	0	1	0	1	0	0	0	0	0	0	0	0	0	0	1	2	0	.267
Apr 26	OKLAHOMA STATE	*2b	4	1	2	1	0	0	0	0	0	0	0	0	0	0	1	2	1	0	.273
Apr 30	TEXAS A&M-1	*2b	4	1	3	2	2	0	0	0	0	0	0	0	0	0	0	2	4	0	.287
Apr 30	TEXAS A&M-2	*2b	5	2	3	0	0	0	0	1	1	0	0	0	0	0	0	6	1	1	.297
May 01	TEXAS A&M	*2b	3	0	1	0	0	0	0	1	0	0	0	0	0	0	0	0	5	0	.298
May 03	at Missouri State	*2b	3	1	0	0	0	0	0	1	0	0	0	0	0	0	3	2	0	1	.292
May 06	at LSU	*2b	4	0	0	0	0	0	0	0	0	0	0	0	0	0	1	2	4	0	.285
May 07	at LSU	*2b	6	2	3	0	2	0	0	0	0	0	0	0	0	0	1	1	1	0	.293
May 08	at LSU	*2b	4	0	2	0	0	0	0	0	1	0	0	0	0	0	1	2	5	0	.298
Totals		45gs	168	37	50	24	14	1	3	23	5	2	2	2	3	3	21	106	139	4	.298

On base pct. .383 • Slugging pct. .446



Arkansas Baseball  
Individual Game-by-Game for Arkansas (as of May 09, 2016)

#27 Tucker Pennell - 43 games (All games)

Date	Opponent	Pos	AB	R	H	RBI	2B	3B	HR	BB	SB	CS	HBP	SAC	SF	GDP	K	PO	A	E	Avg
Feb 19	CENTRAL MICHIGAN	*c	4	0	0	0	0	0	0	0	0	0	0	0	0	0	0	7	1	0	.000
Feb 20	CENTRAL MICHIGAN	c	1	0	0	0	0	0	0	0	0	0	0	0	0	1	0	5	0	0	.000
Feb 21	CENTRAL MICHIGAN	*c	2	1	1	1	0	0	0	1	0	0	0	0	0	0	0	6	1	0	.143
Feb 24	MISS. VALLEY STATE	*c	6	1	2	2	1	0	0	0	0	0	0	0	0	0	0	10	3	0	.231
Feb 26	vs Rice	*c	3	0	0	0	0	0	0	0	0	0	1	0	0	0	0	10	1	0	.188
Feb 27	vs Houston	*c	4	1	1	0	1	0	0	0	0	0	0	0	0	0	2	11	1	0	.200
Feb 28	vs Texas Tech	*c	4	1	3	0	2	0	0	0	1	0	0	0	0	0	0	10	2	0	.292
Mar 02	LOUISIANA TECH	*c	3	0	1	0	0	0	0	0	1	0	0	0	0	0	1	4	3	0	.296
Mar 05	EASTERN ILLINOIS	*c	4	0	1	0	1	0	0	0	0	0	0	0	0	0	0	10	3	0	.290
Mar 06	EASTERN ILLINOIS	*c	3	1	2	0	1	0	0	1	0	1	0	0	0	0	0	2	1	0	.324
Mar 09	GONZAGA	c	1	0	0	0	0	0	0	0	0	0	0	0	0	0	0	2	0	0	.314
Mar 11	WESTERN ILLINOIS	*c	1	1	1	2	0	0	1	2	0	0	0	1	0	0	0	10	3	0	.333
Mar 12	WESTERN ILLINOIS	*c	4	0	0	0	0	0	0	0	0	0	0	0	0	0	0	6	3	0	.300
Mar 13	WESTERN ILLINOIS	*c	3	1	1	0	0	0	0	0	0	0	0	0	0	0	1	10	0	0	.302
Mar 15	GRAMBLING STATE	*c	3	0	0	0	0	0	0	1	0	0	0	0	0	0	0	8	1	0	.283
Mar 16	GRAMBLING STATE	c	1	0	1	0	0	0	0	0	0	0	0	0	0	0	0	6	0	0	.298
Mar 18	at South Carolina	*c	4	1	1	1	0	0	1	0	0	0	0	0	0	0	1	3	1	0	.294
Mar 19	at South Carolina	*c	2	0	0	0	0	0	0	1	0	0	0	0	0	0	0	6	1	0	.283
Mar 20	at South Carolina	c	1	0	0	0	0	0	0	0	0	0	0	0	0	0	1	1	0	0	.278
Mar 25	AUBURN	*c	3	0	0	0	0	0	0	0	0	0	0	0	0	0	1	10	2	0	.263
Mar 26	AUBURN	*c	3	0	1	0	1	0	0	0	0	0	0	0	0	0	0	3	0	0	.267
Mar 27	AUBURN	*c	3	0	0	0	0	0	0	0	0	0	0	0	0	0	0	9	0	0	.254
Mar 29	at Oklahoma State	*c	4	1	1	0	1	0	0	0	0	0	0	0	0	0	2	7	0	0	.254
Apr 01	MISSOURI	*c	3	0	0	1	0	0	0	0	0	0	0	1	0	0	0	6	2	0	.243
Apr 02	MISSOURI	*c	4	1	2	1	0	0	0	0	0	0	0	0	0	0	0	8	1	0	.257
Apr 03	MISSOURI	*c	3	0	0	0	0	0	0	1	0	0	0	0	0	0	0	11	0	0	.247
Apr 08	at Ole Miss	*c	4	1	1	0	1	0	0	0	0	0	0	0	0	0	1	10	2	0	.247
Apr 09	at Ole Miss	*c	4	0	2	1	0	0	0	1	0	0	0	0	0	0	0	11	3	1	.259
Apr 10	at Ole Miss	*c	3	0	1	0	0	0	0	1	0	0	1	0	0	0	1	10	1	0	.261
Apr 12	ULM	c	0	0	0	0	0	0	0	0	0	0	0	1	0	0	0	4	0	0	.261
Apr 14	FLORIDA	*c	1	0	0	0	0	0	0	0	0	0	0	0	0	0	1	4	0	2	.258
Apr 15	FLORIDA	*c	3	0	1	0	0	0	0	0	0	0	1	0	0	0	1	5	3	0	.261
Apr 16	FLORIDA	*c	3	0	1	1	1	0	0	0	0	0	0	0	0	0	1	6	4	0	.263
Apr 22	at Kentucky	*c	4	0	1	0	0	0	0	0	0	0	0	0	0	0	2	9	2	0	.263
Apr 23	at Kentucky-1	*c	3	0	0	0	0	0	0	0	0	0	0	0	0	0	0	7	1	1	.255
Apr 23	at Kentucky-2	*c	3	0	0	0	0	0	0	0	0	0	0	0	0	0	1	5	1	0	.248
Apr 26	OKLAHOMA STATE	c	1	0	0	0	0	0	0	0	0	0	0	0	0	0	1	4	0	0	.245
Apr 30	TEXAS A&M-1	*c	3	1	0	0	0	0	0	1	0	0	0	0	0	1	1	6	0	0	.239
Apr 30	TEXAS A&M-2	*c	4	0	1	1	0	0	0	0	0	0	0	0	0	0	2	12	1	0	.239
May 01	TEXAS A&M	*c	4	0	0	0	0	0	0	0	0	0	0	0	0	0	1	7	0	0	.231
May 06	at LSU	*c	3	0	1	1	0	0	0	0	0	0	0	0	0	0	1	3	1	0	.233
May 07	at LSU	*c	4	2	4	0	0	0	0	1	0	0	0	0	0	0	0	17	1	0	.258
May 08	at LSU	*c	2	0	0	0	0	0	0	0	0	0	0	0	0	0	1	2	1	0	.254
Totals			37gs	126	14	32	12	10	2	11	2	1	3	3	0	2	24	303	51	4	.254

On base pct. .329 • Slugging pct. .381

#34 Jake Reindl - 4 appearances (All games)

Date	Opponent	GS	IP	H	R	ER	BB	SO	2B	3B	HR	WP	BK	HBP	IBB	Score	W-L	Sv	ERA	NP
Feb 24	MISS. VALLEY STATE		1.0	0	0	0	0	2	0	0	0	0	0	0	0	20-0	0-0	0	0.00	10
Mar 09	GONZAGA		0.1	2	2	2	0	0	0	0	0	1	0	0	0	10-15	0-0	0	13.50	11
Mar 15	GRAMBLING STATE		1.0	1	0	0	0	0	0	0	0	0	0	0	0	14-4	0-0	0	7.71	14
Apr 06	at Memphis		1.0	2	1	1	0	1	1	0	0	0	0	0	0	12-4	0-0	0	8.10	21
Totals		0	3.1	5	3	3	0	3	1	0	0	1	0	0	0	56-23	0-0	0	8.10	-

#38 Jordan Rodriguez - 6 games (All games)

Date	Opponent	Pos	AB	R	H	RBI	2B	3B	HR	BB	SB	CS	HBP	SAC	SF	GDP	K	PO	A	E	Avg
Feb 23	MISS. VALLEY STATE	p	0	0	0	0	0	0	0	0	0	0	0	0	0	0	0	0	1	0	.000
Mar 20	at South Carolina	p	0	0	0	0	0	0	0	0	0	0	0	0	0	0	0	0	1	0	.000
Mar 25	AUBURN	p	0	0	0	0	0	0	0	0	0	0	0	0	0	0	0	0	1	0	.000
Apr 01	MISSOURI	p	0	0	0	0	0	0	0	0	0	0	0	0	0	0	0	1	0	0	.000
Apr 10	at Ole Miss	p	0	0	0	0	0	0	0	0	0	0	0	0	0	0	0	0	1	0	.000
Apr 19	CREIGHTON	p	0	0	0	0	0	0	0	0	0	0	0	0	0	0	0	0	0	1	.000
Totals			0gs	0	0	0	0	0	0	0	0	0	0	0	0	0	0	1	4	1	.000

On base pct. .000 • Slugging pct. .000

Arkansas Baseball  
Individual Game-by-Game for Arkansas (as of May 09, 2016)

#38 Jordan Rodriguez - 20 appearances (All games)

Date	Opponent	GS	IP	H	R	ER	BB	SO	2B	3B	HR	WP	BK	HBP	IBB	Score	W-L	Sv	ERA	NP
Feb 23	MISS. VALLEY STATE		2.0	2	2	2	0	2	0	0	1	0	0	0	0	21-4	0-0	0	9.00	22
Feb 27	vs Houston		0.1	1	0	0	0	1	1	0	0	0	0	0	0	12-3	0-0	0	7.71	8
Feb 28	vs Texas Tech		1.1	0	0	0	0	1	0	0	0	0	0	0	0	10-6	0-0	0	4.91	12
Mar 02	LOUISIANA TECH		0.1	0	0	0	0	0	0	0	0	0	0	0	0	2-3	0-0	0	4.50	5
Mar 04	EASTERN ILLINOIS		1.0	1	0	0	0	0	0	0	0	0	0	0	0	5-2	0-0	0	3.60	9
Mar 05	EASTERN ILLINOIS		0.2	0	0	0	1	1	0	0	0	0	0	0	0	8-10	0-0	0	3.18	12
Mar 09	GONZAGA		1.1	2	1	1	1	1	1	0	0	0	0	0	0	10-15	0-0	0	3.86	25
Mar 13	WESTERN ILLINOIS		0.1	0	0	0	0	0	0	0	0	0	0	0	0	3-0	0-0	1	3.68	10
Mar 19	at South Carolina		0.1	0	0	0	0	1	0	0	0	0	0	0	0	2-6	0-0	1	3.52	6
Mar 20	at South Carolina		0.2	0	0	0	0	0	0	0	0	0	0	0	0	6-8	0-0	1	3.24	10
Mar 25	AUBURN		1.2	1	0	0	1	1	0	0	0	0	0	0	0	3-2	0-0	1	2.70	25
Mar 27	AUBURN		1.1	0	0	0	1	2	0	0	0	0	0	1	0	3-1	0-0	1	2.38	23
Mar 29	at Oklahoma State		0.1	0	1	1	1	1	0	0	0	0	0	0	0	4-5	0-0	1	3.09	11
Apr 01	MISSOURI		0.1	2	3	3	1	0	0	0	2	0	0	0	0	7-6	0-0	1	5.25	13
Apr 10	at Ole Miss		0.1	0	0	0	1	0	0	0	0	0	0	0	0	7-8	0-0	1	5.11	7
Apr 16	FLORIDA		0.1	0	1	1	1	0	0	0	0	0	0	0	0	2-8	0-0	1	5.68	6
Apr 19	CREIGHTON		0.1	1	0	0	0	0	0	0	0	0	0	0	0	6-2	0-0	1	5.54	12
Apr 30	TEXAS A&M-1		0.0	0	0	0	1	0	0	0	0	0	0	0	0	9-5	0-0	1	5.54	4
May 03	at Missouri State		1.0	0	0	0	0	2	0	0	0	0	0	0	0	6-14	0-0	1	5.14	13
May 08	at LSU		0.1	1	0	0	0	1	0	0	0	0	0	0	0	1-7	0-0	1	5.02	7
<b>Totals</b>		<b>0</b>	<b>14.1</b>	<b>11</b>	<b>8</b>	<b>8</b>	<b>9</b>	<b>14</b>	<b>2</b>	<b>0</b>	<b>3</b>	<b>0</b>	<b>0</b>	<b>1</b>	<b>0</b>	<b>127-115</b>	<b>0-0</b>	<b>1</b>	<b>5.02</b>	<b>-</b>

#37 Weston Rogers - 3 games (All games)

Date	Opponent	Pos	AB	R	H	RBI	2B	3B	HR	BB	SB	CS	HBP	SAC	SF	GDP	K	PO	A	E	Avg
Mar 05	EASTERN ILLINOIS	p	0	0	0	0	0	0	0	0	0	0	0	0	0	0	0	0	1	0	.000
Mar 16	GRAMBLING STATE	*p	0	0	0	0	0	0	0	0	0	0	0	0	0	0	0	0	1	0	.000
May 03	at Missouri State	*p	0	0	0	0	0	0	0	0	0	0	0	0	0	0	0	0	2	0	.000
<b>Totals</b>		<b>2gs</b>	<b>0</b>	<b>0</b>	<b>0</b>	<b>0</b>	<b>0</b>	<b>0</b>	<b>0</b>	<b>0</b>	<b>0</b>	<b>0</b>	<b>0</b>	<b>0</b>	<b>0</b>	<b>0</b>	<b>0</b>	<b>0</b>	<b>4</b>	<b>0</b>	<b>.000</b>

On base pct. .000 • Slugging pct. .000

#37 Weston Rogers - 11 appearances (All games)

Date	Opponent	GS	IP	H	R	ER	BB	SO	2B	3B	HR	WP	BK	HBP	IBB	Score	W-L	Sv	ERA	NP
Feb 24	MISS. VALLEY STATE	*	2.0	1	0	0	0	4	0	0	0	0	0	0	0	20-0	1-0	0	0.00	28
Feb 28	vs Texas Tech		0.1	2	0	0	0	0	0	0	0	0	0	0	0	10-6	1-0	0	0.00	5
Mar 02	LOUISIANA TECH	*	2.2	3	2	2	1	1	0	0	0	0	0	0	0	2-3	1-0	0	3.60	48
Mar 05	EASTERN ILLINOIS		1.1	0	0	0	0	3	0	0	0	0	0	0	0	8-10	1-0	0	2.84	16
Mar 09	GONZAGA	*	1.2	2	2	2	1	1	0	0	0	0	0	0	0	10-15	1-0	0	4.50	27
Mar 16	GRAMBLING STATE	*	4.0	3	2	2	0	2	0	0	1	0	0	0	0	3-2	1-0	0	4.50	61
Apr 19	CREIGHTON		2.0	1	0	0	0	1	0	0	0	1	0	0	0	6-2	1-0	0	3.86	32
Apr 26	OKLAHOMA STATE		2.0	2	2	2	2	1	0	0	1	0	0	0	0	7-6	1-0	0	4.50	38
Apr 30	TEXAS A&M-2		0.0	1	0	0	0	0	0	0	0	0	0	0	0	8-11	1-0	0	4.50	1
May 03	at Missouri State	*	3.0	3	3	3	1	4	1	1	0	0	0	0	0	6-14	1-1	0	5.21	49
May 08	at LSU		1.0	2	2	2	1	0	0	0	1	0	0	0	0	1-7	1-1	0	5.85	25
<b>Totals</b>		<b>5</b>	<b>20.0</b>	<b>20</b>	<b>13</b>	<b>13</b>	<b>6</b>	<b>17</b>	<b>1</b>	<b>1</b>	<b>3</b>	<b>1</b>	<b>0</b>	<b>0</b>	<b>0</b>	<b>81-76</b>	<b>1-1</b>	<b>0</b>	<b>5.85</b>	<b>-</b>

Arkansas Baseball  
Individual Game-by-Game for Arkansas (as of May 09, 2016)

#5 Cody Scroggins - 24 games (All games)

Date	Opponent	Pos	AB	R	H	RBI	2B	3B	HR	BB	SB	CS	HBP	SAC	SF	GDP	K	PO	A	E	Avg
Feb 19	CENTRAL MICHIGAN	pr/3b	0	1	0	0	0	0	0	0	0	0	0	0	0	0	0	0	0	0	.000
Feb 20	CENTRAL MICHIGAN	3b	0	0	0	0	0	0	0	0	0	0	0	0	0	0	0	0	0	0	.000
Feb 21	CENTRAL MICHIGAN	3b	1	0	0	0	0	0	0	0	0	0	0	0	0	0	0	0	0	0	.000
Feb 23	MISS. VALLEY STATE	ph/3b	2	0	0	0	0	0	0	0	0	0	0	0	0	0	0	0	0	0	.000
Feb 24	MISS. VALLEY STATE	*2b/ss	3	2	2	2	0	0	0	2	0	0	0	0	0	0	0	3	4	0	.333
Feb 27	vs Houston	3b	0	0	0	0	0	0	0	0	0	0	0	0	0	0	0	0	0	0	.333
Mar 05	EASTERN ILLINOIS	*2b	2	0	0	0	0	0	0	0	0	0	0	0	0	0	1	1	1	0	.250
Mar 13	WESTERN ILLINOIS	pr/3b	0	0	0	0	0	0	0	0	1	0	0	1	0	0	0	0	1	0	.250
Mar 15	GRAMBLING STATE	ph/ss	1	0	0	0	0	0	0	0	0	0	0	0	0	0	0	0	2	0	.222
Mar 20	at South Carolina	*ss	3	1	1	0	0	0	0	0	1	0	0	0	0	0	2	2	2	0	.250
Mar 26	AUBURN	3b	1	0	0	0	0	0	0	0	0	0	0	0	0	0	0	0	1	0	.231
Apr 06	at Memphis	3b	0	0	0	0	0	0	0	0	0	0	0	0	0	0	0	0	0	0	.231
Apr 12	ULM	*2b	2	0	0	0	0	0	0	1	0	0	0	0	0	1	0	4	1	0	.200
Apr 16	FLORIDA	3b	0	0	0	0	0	0	0	0	0	0	0	0	0	0	0	0	0	0	.200
Apr 19	CREIGHTON	*3b	3	0	0	0	0	0	0	0	0	0	0	0	0	0	0	0	2	0	.167
Apr 22	at Kentucky	*3b	2	0	0	0	0	0	0	1	0	0	0	1	0	0	0	0	2	0	.150
Apr 23	at Kentucky-1	*3b	3	0	1	0	0	0	0	0	0	0	0	0	0	0	0	0	0	0	.174
Apr 23	at Kentucky-2	*3b	3	0	0	0	0	0	0	0	0	0	0	0	0	0	1	0	0	0	.154
Apr 26	OKLAHOMA STATE	*3b	3	0	0	0	0	0	0	0	0	0	0	1	0	0	1	2	1	0	.138
Apr 30	TEXAS A&M-1	*3b	2	0	1	0	0	0	0	0	0	0	0	0	0	0	0	0	1	0	.161
Apr 30	TEXAS A&M-2	*3b	2	0	0	0	0	0	0	2	0	0	0	0	0	0	1	1	2	0	.152
May 01	TEXAS A&M	*3b	2	0	0	0	0	0	0	0	0	0	0	0	0	0	0	0	0	0	.143
May 06	at LSU	*3b	3	0	1	0	0	0	0	0	0	0	0	0	0	0	0	0	0	0	.158
May 07	at LSU	*3b	5	2	2	2	0	0	0	1	0	0	0	0	0	0	1	1	1	2	.186
Totals		14gs	43	6	8	4	0	0	0	6	3	0	0	3	0	1	7	14	21	2	.186

On base pct. .286 • Slugging pct. .186

#5 Cody Scroggins - 4 appearances (All games)

Date	Opponent	GS	IP	H	R	ER	BB	SO	2B	3B	HR	WP	BK	HBP	IBB	Score	W-L	Sv	ERA	NP
Apr 03	MISSOURI		1.0	0	0	0	0	0	0	0	0	0	0	0	0	1-10	0-0	0	0.00	7
Apr 08	at Ole Miss		1.0	0	0	0	1	1	0	0	0	1	0	1	1	3-7	0-0	0	0.00	20
Apr 15	FLORIDA		1.0	1	1	1	1	0	0	0	0	1	0	0	0	2-9	0-0	0	3.00	16
May 08	at LSU		0.1	2	1	1	0	0	0	0	0	0	0	0	0	1-7	0-0	0	5.40	11
Totals		0	3.1	3	2	2	2	1	0	0	0	2	0	1	1	7-33	0-0	0	5.40	-

Arkansas Baseball  
Individual Game-by-Game for Arkansas (as of May 09, 2016)

#20 Carson Shaddy - 47 games (All games)

Date	Opponent	Pos	AB	R	H	RBI	2B	3B	HR	BB	SB	CS	HBP	SAC	SF	GDP	K	PO	A	E	Avg
Feb 19	CENTRAL MICHIGAN	*3b	3	0	2	0	0	0	0	1	0	0	0	0	0	0	1	1	1	0	.667
Feb 20	CENTRAL MICHIGAN	*3b/of	4	1	2	0	0	0	0	0	0	0	0	0	0	0	1	0	3	0	.571
Feb 21	CENTRAL MICHIGAN	*3b/of	4	0	1	0	0	0	0	0	0	0	0	0	0	0	2	0	1	0	.455
Feb 23	MISS. VALLEY STATE	*3b	2	2	1	1	0	0	0	1	0	0	0	0	1	0	0	0	0	0	.462
Feb 24	MISS. VALLEY STATE	2b	3	2	2	3	0	0	2	0	0	0	0	0	0	0	0	0	2	0	.500
Feb 26	vs Rice	*3b	4	1	2	2	0	0	0	0	0	0	0	0	1	0	0	1	1	0	.500
Feb 27	vs Houston	*3b	5	2	3	2	0	0	1	0	0	0	0	0	0	0	0	2	1	0	.520
Feb 28	vs Texas Tech	*3b	5	1	1	1	0	0	0	0	0	0	0	0	0	0	1	1	4	0	.467
Mar 02	LOUISIANA TECH	*3b	2	1	1	1	0	0	1	2	0	0	0	0	0	0	1	2	1	0	.469
Mar 04	EASTERN ILLINOIS	*3b	4	1	1	2	0	0	1	0	0	0	0	0	0	0	2	0	1	0	.444
Mar 05	EASTERN ILLINOIS	*3b	7	0	0	0	0	0	0	0	1	0	0	0	0	0	1	2	4	2	.372
Mar 06	EASTERN ILLINOIS	*3b	4	0	1	0	0	0	0	0	0	0	0	0	0	0	1	2	1	0	.362
Mar 09	GONZAGA	*3b	4	2	2	0	0	0	0	1	0	0	0	0	0	0	1	1	1	1	.373
Mar 11	WESTERN ILLINOIS	*3b	4	0	0	0	0	0	0	0	0	0	1	0	0	0	2	1	2	2	.345
Mar 13	WESTERN ILLINOIS	*3b	3	0	2	0	0	0	0	0	0	0	0	0	0	0	0	1	2	0	.362
Mar 15	GRAMBLING STATE	*3b	3	2	3	6	2	0	0	0	0	0	1	0	1	0	0	0	2	0	.393
Mar 16	GRAMBLING STATE	*3b	3	1	1	0	1	0	0	1	0	0	0	0	0	0	1	2	4	1	.391
Mar 18	at South Carolina	*3b	4	1	3	3	1	0	0	0	0	0	0	0	0	0	0	2	3	0	.412
Mar 19	at South Carolina	*3b	3	0	0	0	0	0	0	1	1	0	0	0	0	0	1	1	0	0	.394
Mar 20	at South Carolina	*3b	4	0	1	2	0	0	0	0	0	0	0	0	0	0	0	0	0	0	.387
Mar 25	AUBURN	*3b	3	1	2	0	0	0	0	1	0	0	0	0	0	0	0	1	1	0	.397
Mar 26	AUBURN	*3b	3	2	2	0	0	0	0	1	0	0	0	0	0	0	0	0	2	0	.407
Mar 27	AUBURN	*3b	4	0	0	0	0	0	0	0	0	0	0	0	0	0	1	2	2	0	.388
Mar 29	at Oklahoma State	*3b	3	0	2	1	0	0	0	2	0	1	0	0	0	1	0	1	1	1	.398
Apr 01	MISSOURI	*3b	4	0	1	0	0	0	0	0	0	0	0	0	0	0	1	2	0	1	.391
Apr 02	MISSOURI	*3b	5	0	0	1	0	0	0	0	0	0	0	0	0	0	1	1	3	1	.371
Apr 03	MISSOURI	*3b	4	0	0	0	0	0	0	0	0	0	0	0	0	0	1	0	2	1	.356
Apr 06	at Memphis	*3b	4	1	1	0	1	0	0	1	0	0	0	0	0	0	2	0	1	0	.352
Apr 08	at Ole Miss	*3b	2	1	1	0	0	0	0	2	2	0	0	0	0	0	1	0	0	0	.355
Apr 09	at Ole Miss	*3b	3	2	2	0	1	0	0	2	0	1	0	0	0	0	1	0	0	0	.364
Apr 10	at Ole Miss	*3b	4	1	1	0	0	0	0	1	0	0	0	0	0	1	0	2	5	0	.360
Apr 12	ULM	*3b	4	2	1	0	1	0	0	0	0	0	1	0	0	1	1	0	3	0	.356
Apr 14	FLORIDA	*3b	5	1	1	1	1	0	0	0	0	0	0	0	0	0	4	0	1	0	.350
Apr 15	FLORIDA	*3b	4	1	1	0	1	0	0	0	0	0	0	0	0	0	1	0	2	1	.346
Apr 16	FLORIDA	*3b	4	0	0	0	0	0	0	0	0	0	0	0	0	0	2	0	1	1	.336
Apr 19	CREIGHTON	*of	4	1	1	0	0	0	0	0	0	0	0	0	0	0	0	2	0	0	.333
Apr 22	at Kentucky	*of	5	0	1	0	0	0	0	0	0	0	0	0	0	0	2	2	0	0	.329
Apr 23	at Kentucky-1	*of	3	1	2	0	0	0	0	0	0	0	0	0	0	0	1	3	0	0	.336
Apr 23	at Kentucky-2	*of	3	1	1	1	1	0	0	0	0	0	0	0	0	0	0	5	0	0	.336
Apr 26	OKLAHOMA STATE	*of	5	2	3	1	0	1	0	0	0	1	0	0	0	0	0	0	0	0	.344
Apr 30	TEXAS A&M-1	*of/3b	3	1	2	2	0	0	1	2	0	0	0	0	0	0	1	1	1	0	.351
Apr 30	TEXAS A&M-2	*of/3b	5	1	1	0	0	0	0	1	0	0	0	0	0	0	3	2	1	0	.346
May 01	TEXAS A&M	*dh	4	1	3	2	0	0	1	0	0	0	0	0	0	0	0	0	0	0	.356
May 03	at Missouri State	*of/2b	5	1	2	1	0	0	1	0	0	0	0	0	0	1	1	3	0	0	.357
May 06	at LSU	*of	4	0	2	0	2	0	0	0	0	0	0	0	0	0	1	2	0	0	.360
May 07	at LSU	*of	6	1	2	1	0	0	0	0	1	0	0	0	0	0	1	1	0	0	.360
May 08	at LSU	*of	4	0	0	0	0	0	0	0	0	0	0	0	0	0	2	2	0	0	.352
Totals		46gs	182	39	64	34	12	1	8	20	5	3	3	0	3	4	43	51	60	12	.352

On base pct. .418 • Slugging pct. .560

Arkansas Baseball  
Individual Game-by-Game for Arkansas (as of May 09, 2016)

#7 Darien Simms - 25 games (All games)

Date	Opponent	Pos	AB	R	H	RBI	2B	3B	HR	BB	SB	CS	HBP	SAC	SF	GDP	K	PO	A	E	Avg
Feb 19	CENTRAL MICHIGAN	of/pr	0	0	0	0	0	0	0	0	0	0	0	0	0	0	0	0	0	0	.000
Feb 20	CENTRAL MICHIGAN	pr	0	1	0	0	0	0	0	0	0	0	0	0	0	0	0	0	0	0	.000
Feb 21	CENTRAL MICHIGAN	pr	0	1	0	0	0	0	0	0	1	0	0	0	0	0	0	0	0	0	.000
Feb 23	MISS. VALLEY STATE	ph/of	2	0	2	1	0	0	0	0	0	0	0	0	0	0	0	1	0	0	1.000
Feb 24	MISS. VALLEY STATE	*of	4	3	1	0	0	0	0	1	0	0	0	1	0	0	0	0	0	0	.500
Feb 26	vs Rice	pr	0	1	0	0	0	0	0	0	0	0	0	0	0	0	0	0	0	0	.500
Feb 28	vs Texas Tech	ph/dh	1	0	0	0	0	0	0	0	0	0	0	1	0	0	0	0	0	0	.429
Mar 05	EASTERN ILLINOIS	pr	0	0	0	0	0	0	0	0	0	0	0	0	0	0	0	0	0	0	.429
Mar 06	EASTERN ILLINOIS	pr	0	1	0	0	0	0	0	0	0	0	0	0	0	0	0	0	0	0	.429
Mar 11	WESTERN ILLINOIS	pr	0	0	0	0	0	0	0	0	1	0	0	0	0	0	0	0	0	0	.429
Mar 15	GRAMBLING STATE	of	0	1	0	0	0	0	0	1	0	0	1	0	0	0	0	0	0	0	.429
Mar 16	GRAMBLING STATE	pr	0	1	0	0	0	0	0	0	1	0	0	0	0	0	0	0	0	0	.429
Mar 18	at South Carolina	ph/of	3	1	1	0	0	0	0	0	0	0	0	0	0	0	0	0	0	0	.400
Mar 20	at South Carolina	*dh	4	1	1	0	0	0	0	1	0	0	0	0	0	0	2	0	0	0	.357
Mar 25	AUBURN	*dh	4	0	0	0	0	0	0	0	0	0	0	0	0	0	1	0	0	0	.278
Mar 27	AUBURN	pr	0	0	0	0	0	0	0	0	0	0	0	0	0	0	0	0	0	0	.278
Apr 01	MISSOURI	ph	1	0	0	0	0	0	0	0	0	0	0	0	0	0	1	0	0	0	.263
Apr 03	MISSOURI	ph/of	1	0	0	1	0	0	0	0	0	0	0	0	0	0	0	1	0	0	.250
Apr 12	ULM	ph	1	0	1	1	0	0	0	0	0	0	0	0	0	0	0	0	0	0	.286
Apr 14	FLORIDA	*of	4	0	0	0	0	0	0	0	1	0	1	0	0	0	3	4	0	0	.240
Apr 19	CREIGHTON	pr	0	0	0	0	0	0	0	0	1	0	0	0	0	0	0	0	0	0	.240
Apr 26	OKLAHOMA STATE	pr	0	1	0	0	0	0	0	0	0	0	0	0	0	0	0	0	0	0	.240
Apr 30	TEXAS A&M-2	pr	0	0	0	0	0	0	0	0	0	0	0	0	0	0	0	0	0	0	.240
May 01	TEXAS A&M	ph/of	2	0	0	0	0	0	0	0	0	0	0	0	0	0	1	0	0	0	.222
May 06	at LSU	pr	0	0	0	0	0	0	0	0	1	0	0	0	0	0	0	0	0	0	.222
Totals		4gs	27	12	6	3	0	0	0	3	6	0	2	2	0	0	8	6	0	0	.222

On base pct. .344 • Slugging pct. .222

#24 Chad Spanberger - 29 games (All games)

Date	Opponent	Pos	AB	R	H	RBI	2B	3B	HR	BB	SB	CS	HBP	SAC	SF	GDP	K	PO	A	E	Avg
Mar 02	LOUISIANA TECH	*dh	4	0	0	0	0	0	0	0	0	0	0	0	0	0	2	0	0	0	.000
Mar 04	EASTERN ILLINOIS	*of	4	0	0	0	0	0	0	0	0	0	0	0	0	0	2	2	0	0	.000
Mar 05	EASTERN ILLINOIS	ph	1	1	1	1	0	0	1	0	0	0	0	0	0	0	0	0	0	0	.111
Mar 06	EASTERN ILLINOIS	ph/dh	3	0	0	0	0	0	0	1	0	0	0	0	0	0	1	0	0	0	.083
Mar 09	GONZAGA	*of	5	0	1	0	1	0	0	0	0	0	0	0	0	0	2	1	0	0	.118
Mar 11	WESTERN ILLINOIS	ph	1	0	0	0	0	0	0	0	0	0	0	0	0	0	0	0	0	0	.111
Mar 12	WESTERN ILLINOIS	*of	5	2	2	4	1	0	1	0	0	0	0	0	0	0	1	2	0	0	.174
Mar 13	WESTERN ILLINOIS	*of	2	0	0	0	0	0	0	0	0	0	1	0	0	0	2	0	0	0	.160
Mar 15	GRAMBLING STATE	*dh	4	0	0	0	0	0	0	1	0	0	0	0	0	0	1	0	0	0	.138
Mar 19	at South Carolina	*of	2	1	1	0	0	0	0	1	0	0	1	0	0	0	1	1	0	0	.161
Mar 20	at South Carolina	*of	3	1	2	0	1	0	0	1	0	0	0	0	0	0	0	4	0	0	.206
Mar 25	AUBURN	*of	3	0	1	0	0	0	0	0	0	0	0	0	0	0	1	0	0	0	.216
Mar 26	AUBURN	*of	5	2	2	1	0	0	1	0	0	0	0	0	0	0	0	3	0	0	.238
Mar 27	AUBURN	*of	3	0	0	0	0	0	0	1	0	0	0	0	0	0	0	1	0	0	.222
Mar 29	at Oklahoma State	*of	3	0	0	0	0	0	0	0	0	0	0	1	0	0	3	1	0	0	.208
Apr 01	MISSOURI	of	1	0	0	0	0	0	0	0	0	0	0	0	0	0	1	1	0	0	.204
Apr 02	MISSOURI	*of	3	1	1	0	0	0	0	0	0	0	0	0	0	0	1	3	0	0	.212
Apr 12	ULM	*of	1	0	0	0	0	0	0	3	0	0	0	0	0	0	1	2	0	0	.208
Apr 14	FLORIDA	*of	5	1	2	1	0	0	1	0	0	0	0	0	0	0	1	0	0	0	.224
Apr 16	FLORIDA	*of	2	0	0	0	0	0	0	0	0	0	0	0	0	0	2	2	0	0	.217
Apr 19	CREIGHTON	*of	3	1	3	4	1	0	1	1	0	0	0	0	0	0	0	0	0	0	.254
Apr 22	at Kentucky	*of	4	1	1	1	0	0	1	0	0	0	0	0	0	0	1	1	0	0	.254
Apr 23	at Kentucky-1	*of	3	0	0	1	0	0	0	0	0	0	0	0	0	0	0	1	0	0	.243
Apr 23	at Kentucky-2	*of	2	0	0	0	0	0	0	0	0	0	0	0	0	0	1	2	0	0	.236
Apr 26	OKLAHOMA STATE	*of	4	0	0	0	0	0	0	1	0	0	0	0	0	0	1	1	0	0	.224
Apr 30	TEXAS A&M-1	*of	5	0	0	0	0	0	0	0	0	0	0	0	0	0	5	1	0	0	.210
Apr 30	TEXAS A&M-2	*of	5	0	2	2	0	0	0	1	0	0	0	0	0	0	3	2	0	0	.221
May 01	at LSU	ph	1	0	0	0	0	0	0	0	0	0	0	0	0	0	1	0	0	0	.218
May 08	at LSU	*of	3	0	1	0	0	0	0	0	0	1	0	0	0	0	1	2	0	0	.222
Totals		24gs	90	11	20	15	4	0	6	11	0	1	2	1	0	0	35	33	0	0	.222

On base pct. .320 • Slugging pct. .467

Arkansas Baseball  
Individual Game-by-Game for Arkansas (as of May 09, 2016)

#25 Dominic Taccolini - 8 games (All games)

Date	Opponent	Pos	AB	R	H	RBI	2B	3B	HR	BB	SB	CS	HBP	SAC	SF	GDP	K	PO	A	E	Avg
Feb 19	CENTRAL MICHIGAN	*p	0	0	0	0	0	0	0	0	0	0	0	0	0	0	0	1	1	0	.000
Mar 04	EASTERN ILLINOIS	*p	0	0	0	0	0	0	0	0	0	0	0	0	0	0	0	1	1	0	.000
Mar 06	EASTERN ILLINOIS	*dh	0	0	0	0	0	0	0	0	0	0	0	0	0	0	0	0	0	0	.000
Mar 18	at South Carolina	*p	0	0	0	0	0	0	0	0	0	0	0	0	0	0	0	3	0	0	.000
Apr 14	FLORIDA	*p	0	0	0	0	0	0	0	0	0	0	0	0	0	0	0	1	0	0	.000
Apr 22	at Kentucky	*p	0	0	0	0	0	0	0	0	0	0	0	0	0	0	0	1	3	0	.000
Apr 30	TEXAS A&M-1	*p	0	0	0	0	0	0	0	0	0	0	0	0	0	0	0	0	1	0	.000
May 06	at LSU	*p	0	0	0	0	0	0	0	0	0	0	0	0	0	0	0	1	2	0	.000
Totals		8gs	0	0	0	0	0	0	0	0	0	0	0	0	0	0	0	8	8	0	.000

On base pct. .000 • Slugging pct. .000

#25 Dominic Taccolini - 13 appearances (All games)

Date	Opponent	GS	IP	H	R	ER	BB	SO	2B	3B	HR	WP	BK	HBP	IBB	Score	W-L	Sv	ERA	NP
Feb 19	CENTRAL MICHIGAN	*	7.0	1	1	1	1	3	0	0	0	0	0	1	0	6-1	1-0	0	1.29	79
Feb 26	vs Rice	*	6.0	5	2	2	1	6	0	0	0	0	0	0	0	5-2	2-0	0	2.08	85
Mar 04	EASTERN ILLINOIS	*	5.0	4	2	2	1	5	0	0	0	0	0	0	0	5-2	3-0	0	2.50	74
Mar 11	WESTERN ILLINOIS	*	7.0	2	1	1	2	9	0	0	0	0	0	0	0	3-2	3-0	0	2.16	109
Mar 18	at South Carolina	*	6.0	12	8	8	1	2	2	1	0	0	0	2	0	6-10	3-1	0	4.06	113
Mar 25	AUBURN	*	2.0	6	2	2	3	3	1	0	0	0	0	1	0	3-2	3-1	0	4.36	65
Apr 01	MISSOURI	*	1.0	4	3	2	1	0	2	0	0	0	0	0	0	7-6	3-1	0	4.76	35
Apr 06	at Memphis		1.1	2	2	2	1	3	1	0	0	0	0	0	0	12-4	3-1	0	5.09	30
Apr 10	at Ole Miss		3.2	4	3	3	1	4	0	0	1	0	0	1	0	7-8	3-1	0	5.31	65
Apr 14	FLORIDA	*	3.0	1	3	3	3	2	0	0	0	1	0	0	0	8-12	3-2	0	5.57	54
Apr 22	at Kentucky	*	10.0	5	0	0	0	10	0	0	0	0	0	0	0	1-0	4-2	0	4.50	125
Apr 30	TEXAS A&M-1	*	6.0	9	5	5	2	6	0	0	2	0	0	0	0	9-5	5-2	0	4.81	102
May 06	at LSU	*	5.0	5	5	4	3	1	0	0	0	3	0	2	0	4-5	5-3	0	5.00	101
Totals		11	63.0	60	37	35	20	54	6	1	3	4	0	7	0	76-59	5-3	0	5.00	-

#28 James Teague - 6 games (All games)

Date	Opponent	Pos	AB	R	H	RBI	2B	3B	HR	BB	SB	CS	HBP	SAC	SF	GDP	K	PO	A	E	Avg
Feb 23	MISS. VALLEY STATE	p	0	0	0	0	0	0	0	0	0	0	0	0	0	0	0	1	0	0	.000
Mar 02	LOUISIANA TECH	p	0	0	0	0	0	0	0	0	0	0	0	0	0	0	0	0	2	0	.000
Mar 15	GRAMBLING STATE	p	0	0	0	0	0	0	0	0	0	0	0	0	0	0	0	0	1	0	.000
Mar 19	at South Carolina	p	0	0	0	0	0	0	0	0	0	0	0	0	0	0	0	0	1	0	.000
Apr 15	FLORIDA	p	0	0	0	0	0	0	0	0	0	0	0	0	0	0	0	0	0	1	.000
May 06	at LSU	p	0	0	0	0	0	0	0	0	0	0	0	0	0	0	0	1	0	0	.000
Totals		0gs	0	0	0	0	0	0	0	0	0	0	0	0	0	0	0	2	4	1	.000

On base pct. .000 • Slugging pct. .000

#28 James Teague - 17 appearances (All games)

Date	Opponent	GS	IP	H	R	ER	BB	SO	2B	3B	HR	WP	BK	HBP	IBB	Score	W-L	Sv	ERA	NP
Feb 23	MISS. VALLEY STATE		1.0	0	0	0	0	3	0	0	0	1	0	0	0	21-4	0-0	0	0.00	15
Feb 27	vs Houston		2.0	1	0	0	1	4	1	0	0	0	0	0	0	12-3	1-0	0	0.00	38
Mar 02	LOUISIANA TECH		2.1	1	1	1	1	3	1	0	0	1	0	0	0	2-3	1-1	0	1.69	39
Mar 06	EASTERN ILLINOIS		2.0	0	0	0	1	2	0	0	0	0	0	0	0	3-2	2-1	0	1.23	26
Mar 15	GRAMBLING STATE		1.0	1	0	0	0	0	0	0	0	0	0	0	0	14-4	2-1	0	1.08	5
Mar 19	at South Carolina		3.1	4	4	4	1	3	0	0	1	0	0	1	0	2-6	2-2	0	3.86	56
Mar 25	AUBURN		2.2	2	0	0	4	1	0	0	0	0	0	1	0	3-2	2-2	0	3.14	49
Mar 29	at Oklahoma State		1.0	0	0	0	1	1	0	0	0	0	0	0	0	4-5	2-2	0	2.93	14
Apr 02	MISSOURI		2.0	1	1	1	2	3	0	1	0	0	0	0	0	5-8	2-2	0	3.12	39
Apr 08	at Ole Miss	*	3.0	8	7	7	2	3	3	0	0	0	0	0	0	3-7	2-3	0	5.75	51
Apr 12	ULM		1.0	2	1	0	0	1	0	0	0	1	0	0	0	3-1	2-3	0	5.48	23
Apr 15	FLORIDA		1.1	5	5	4	2	1	1	0	0	0	0	0	0	2-9	2-3	0	6.75	47
Apr 26	OKLAHOMA STATE		1.1	2	1	1	0	3	1	0	0	0	0	0	0	7-6	3-3	0	6.75	27
Apr 30	TEXAS A&M-1		1.0	0	0	0	1	0	0	0	0	1	0	0	0	9-5	3-3	0	6.48	19
May 03	at Missouri State		1.0	1	1	1	0	1	0	0	1	0	0	0	0	6-14	3-3	0	6.58	14
May 06	at LSU		3.0	1	0	0	1	1	0	0	0	0	0	1	0	4-5	3-3	0	5.90	40
May 08	at LSU		0.1	0	0	0	0	0	0	0	0	0	0	0	0	1-7	3-3	0	5.83	3
Totals		1	29.1	29	21	19	17	30	7	1	2	4	0	3	0	101-91	3-3	0	5.83	-

Arkansas Baseball  
Individual Game-by-Game for Arkansas (as of May 09, 2016)

#14 Doug Willey - 5 games (All games)

Date	Opponent	Pos	AB	R	H	RBI	2B	3B	HR	BB	SB	CS	HBP	SAC	SF	GDP	K	PO	A	E	Avg
Feb 24	MISS. VALLEY STATE	p	0	0	0	0	0	0	0	0	0	0	0	0	0	0	0	1	0	0	.000
Feb 27	vs Houston	p	0	0	0	0	0	0	0	0	0	0	0	0	0	0	0	1	0	0	.000
Apr 01	MISSOURI	p	0	0	0	0	0	0	0	0	0	0	0	0	0	0	0	1	0	0	.000
Apr 12	ULM	p	0	0	0	0	0	0	0	0	0	0	0	0	0	0	0	1	0	0	.000
Apr 19	CREIGHTON	p	0	0	0	0	0	0	0	0	0	0	0	0	0	0	0	0	1	0	.000
Totals		0gs	0	0	0	0	0	0	0	0	0	0	0	0	0	0	0	4	1	0	.000

On base pct. .000 • Slugging pct. .000

#14 Doug Willey - 23 appearances (All games)

Date	Opponent	GS	IP	H	R	ER	BB	SO	2B	3B	HR	WP	BK	HBP	IBB	Score	W-L	Sv	ERA	NP
Feb 19	CENTRAL MICHIGAN		0.2	0	0	0	0	2	0	0	0	0	0	0	0	6-1	0-0	0	0.00	11
Feb 24	MISS. VALLEY STATE		1.0	0	0	0	0	2	0	0	0	0	0	0	0	20-0	0-0	0	0.00	11
Feb 27	vs Houston		1.1	0	0	0	1	1	0	0	0	0	0	0	0	12-3	0-0	0	0.00	22
Feb 28	vs Texas Tech		1.1	1	0	0	0	2	0	0	0	0	0	0	0	10-6	0-0	0	0.00	27
Mar 05	EASTERN ILLINOIS		0.2	0	0	0	0	0	0	0	0	0	0	0	0	8-10	0-0	0	0.00	1
Mar 09	GONZAGA		0.1	2	0	0	0	0	0	0	0	0	0	0	0	10-15	0-0	0	0.00	13
Mar 12	WESTERN ILLINOIS		1.0	1	0	0	0	0	1	0	0	0	0	0	0	9-3	0-0	0	0.00	16
Mar 13	WESTERN ILLINOIS		0.2	1	0	0	1	0	0	0	0	0	0	0	0	3-0	0-0	0	0.00	23
Mar 16	GRAMBLING STATE		1.0	0	0	0	0	2	0	0	0	0	0	0	0	3-2	0-0	1	0.00	10
Mar 19	at South Carolina		0.1	1	0	0	0	0	0	0	0	0	0	0	0	2-6	0-0	1	0.00	2
Mar 27	AUBURN		2.2	3	0	0	0	3	0	0	0	0	0	0	0	3-1	0-0	1	0.00	38
Mar 29	at Oklahoma State		1.2	2	1	0	0	1	0	0	0	0	0	0	0	4-5	0-1	1	0.00	24
Apr 01	MISSOURI		3.0	1	0	0	0	3	0	0	0	0	0	0	0	7-6	1-1	1	0.00	34
Apr 09	at Ole Miss		0.1	4	4	4	0	1	2	0	0	0	0	0	0	9-14	1-1	1	2.25	15
Apr 10	at Ole Miss		1.0	1	0	0	0	2	0	0	0	0	0	0	0	7-8	1-1	1	2.12	17
Apr 12	ULM		1.0	0	0	0	0	0	0	0	0	0	0	0	0	3-1	1-1	2	2.00	8
Apr 16	FLORIDA		1.2	4	2	2	0	2	0	0	1	0	0	2	0	2-8	1-1	2	2.75	40
Apr 19	CREIGHTON		1.1	1	0	0	0	1	0	0	0	0	0	0	0	6-2	1-1	3	2.57	13
Apr 23	at Kentucky-2		0.1	1	2	2	1	1	0	0	0	0	0	0	0	4-5	1-2	3	3.38	13
Apr 26	OKLAHOMA STATE		0.2	1	0	0	0	1	1	0	0	0	0	0	0	7-6	1-2	3	3.27	10
Apr 30	TEXAS A&M-2		0.2	2	1	1	2	1	1	0	0	0	0	0	0	8-11	1-2	3	3.57	27
May 03	at Missouri State		1.0	1	0	0	1	1	0	0	0	0	0	0	0	6-14	1-2	3	3.42	31
May 07	at LSU		0.1	1	0	0	1	0	1	0	0	0	0	0	0	9-10	1-2	3	3.38	9
Totals		0	24.0	28	10	9	7	26	6	0	1	0	0	2	0	158-137	1-2	3	3.38	-

## 2016 Schedule/Results

	Opponent	Score	WP	LP	SV	Attend	Time
<b>FEBRUARY</b>							
19	Central Michigan	W, 6-1	Taccolini (1-0)	Renzi (0-1)	None	9620	2:43
20	Central Michigan	W, 4-3	Knight (1-0)	Deeg (0-1)	Jackson (1)	11341	2:58
21	Central Michigan	W, 9-4	Dahl (1-0)	Gamble (0-1)	None	7531	3:06
23	Mississippi Valley St.	W, 21-4	Campbell (1-0)	Hodges (0-2)	None	6328	2:43
24	Mississippi Valley St.	W, 20-0	Rogers (1-0)	Arrington (0-1)	None	6513	2:32
26	vs. No. 24 Rice	W, 5-2	Taccolini (2-0)	Duplantier (0-1)	Jackson (2)	5335	2:42
27	vs. No. 9 Houston	W, 12-3	Teague (1-0)	King (1-1)	None	7881	3:27
28	vs. No. 23 Texas Tech	W, 10-6	Chadwick (1-0)	Howard (1-1)	None	5675	4:05
<b>MARCH</b>							
2	Louisiana Tech	L, 3-2	Clancy (3-0)	Teague (1-1)	Atkins (1)	6855	2:36
4	Eastern Illinois	W, 5-2	Taccolini (3-0)	Wivinis (0-3)	Jackson (3)	7957	2:55
5	Eastern Illinois	L, 10-8 (12)	Euler (1-0)	Jackson (0-1)	Allen (1)	10422	4:19
6	Eastern Illinois	W, 3-2	Teague (2-1)	Euler (1-1)	None	7649	2:30
8	Gonzaga			CANCELLED			
9	Gonzaga	L, 15-10	Hellinger (1-1)	Dahl (1-1)	Vernia (1)	6483	4:02
11	Western Illinois	W, 3-2 (10)	Jackson (1-0)	Pannell (0-1)	None	6,639	3:11
12	Western Illinois	W, 9-3	Knight (2-0)	Mortillaro (0-3)	None	8655	3:14
13	Western Illinois	W, 3-0	Loseke (1-0)	Koch (0-2)	Rodriguez (1)	6927	2:41
15	Grambling State	W, 14-4	Campbell (2-0)	Hoover (1-1)	None	7489	2:49
16	Grambling State	W, 3-2	Alberius (1-0)	Raiburn (0-4)	Willey (1)	6833	2:34
18	at No. 12 South Carolina*	L, 10-6	Schmidt (5-0)	Taccolini (3-1)	None	7511	2:48
19	at No. 12 South Carolina	L, 6-2	Webb (4-1)	Teague (2-2)	Johnson (1)	7258	2:43
20	at No. 12 South Carolina*	L, 8-6	Reagan (1-0)	Jackson (1-2)	None	6867	3:02
25	Auburn*	W, 3-2	Alberius (2-0)	Klobosits (1-2)	None	6429	3:08
26	Auburn*	W, 14-7	McKinney (1-0)	Mize (1-2)	None	9303	3:42
27	Auburn*	W, 3-1	Jackson (2-2)	Yarbrough (2-1)	None	6675	3:10
29	at No. 16 Oklahoma State	L, 5-4	Reed (3-1)	Willey (0-1)	Buffett (4)	2418	3:32
<b>APRIL</b>							
1	Missouri*	W, 7-6	Willey (1-1)	McClain (3-1)	Jackson (4)	9012	3:11
2	Missouri*	L, 8-5	Houck (3-2)	McKinney (1-1)	Tribby (1)	9866	3:26
3	Missouri*	L, 10-1	Plassmeyer (2-2)	Loseke (1-1)	Sharp (4)	8088	3:08
6	vs. Memphis	W, 12-4	Hart (1-0)	Bowlan (1-3)	None	2824	3:22
8	at No. 14 Ole Miss*	L, 7-3	Bramlett (5-2)	Teague (2-3)	None	9051	3:01
9	at No. 14 Ole Miss*	L, 14-9	Parkinson (1-0)	Jackson (2-3)	None	9747	3:47
10	at No. 14 Ole Miss*	L, 8-7	Pagnozzi (5-1)	Loseke (1-2)	Stokes (4)	8060	3:52
12	vs. Louisiana Monroe	W, 3-1	Alberius (3-0)	Herrera (1-2)	Willey (2)	7327	2:50
14	No. 2 Florida*	L, 12-8	Puk (2-2)	Taccolini (3-2)	Anderson (3)	8348	3:57
15	No. 2 Florida*	L, 9-2	Shore (7-0)	McKinney (1-2)	None	9219	3:26
16	No. 2 Florida*	L, 8-2	Faedo (7-1)	Jackson (2-4)	None	9371	3:49
19	No. 25 Creighton	W, 6-2	Campbell (3-0)	Stroschien (0-1)	Willey (3)	6729	3:03
21	at No. 12 Kentucky*	W, 1-0	Taccolini (4-2)	Brown (2-7)	None	2508	3:00
23	at No. 12 Kentucky*	W, 2-0	Jackson (3-4)	Beggs (7-1)	None		1:54
23	at No. 12 Kentucky*	L, 5-4	Hjelle (3-0)	Willey (1-2)	None	2319	2:42
26	#18 Oklahoma State	W, 7-6	Teague (3-3)	Cowan (0-1)	Knight (1)	7164	3:58
30	#2 Texas A&M*	W, 9-5	Taccolini (5-2)	Vinson (1-2)	None		3:10
30	#2 Texas A&M*	L, 11-8 (11)	Ecker (4-1)	Knight (2-1)	Larkins (1)	9752	4:44
<b>MAY</b>							
1	#2 Texas A&M*	L, 6-2	Simonds (7-1)	McKinney (1-3)	None	8326	2:46
3	at Missouri State	L, 14-6	Knight (4-1)	Rogers (3-1)	None	1609	3:28
6	at #13 LSU*	L, 5-4	Lange (6-3)	Taccolini (5-3)	Newman (3)	10408	3:33
7	at #13 LSU*	L, 10-9	Reynolds (2-0)	Alberius (3-1)	None	10707	5:02
8	at #13 LSU*	L, 7-1	Gilbert (4-2)	McKinney (1-4)	None	10109	3:03
13	Alabama*	--	Baum Stadium	--	SECN+	--	6:34 p.m.
14	Alabama*	--	Baum Stadium	--	SECN+	--	6:04 p.m.
15	Alabama*	--	Baum Stadium	--	SECN+	--	1:04 p.m.
17	Missouri State	--	Baum Stadium	--	SECN+	--	6:34 p.m.
19	at Mississippi State*	--	Starkville, Miss.	--	SECN+	--	6:30 p.m.
20	at Mississippi State*	--	Starkville, Miss.	--	SECN+	--	6:30 p.m.
21	at Mississippi State*	--	Starkville, Miss.	--	SEC Network	--	5:00 p.m.