



ARKANSAS // 2016 GAME NOTES

28 NCAA TOURNAMENT APPEARANCES | 14 STRAIGHT NCAA APPEARANCES
8 COLLEGE WORLD SERIES APPEARANCES | 2 SEC WEST TITLES

2016 Schedule/Results

Overall: 26-19 | SEC: 7-14 | H: 20-10 | A: 3-9 | N: 3-0

Feb. 19	CENT. MICHIGAN	W, 6-1
Feb. 20	CENT. MICHIGAN	W, 4-3
Feb. 21	CENT. MICHIGAN	W, 9-4 (8)
Feb. 23	MS VALLEY STATE	W, 21-4
Feb. 24	MS VALLEY STATE	W, 20-0
Feb. 26	#24 Rice^	W, 5-2
Feb. 27	#9 Houston^	W, 12-3
Feb. 28	#23 Texas Tech^	W, 10-6
March 2	LOUISIANA TECH	L, 3-2
March 4	EASTERN ILLINOIS	W, 5-2
March 5	EASTERN ILLINOIS	L, 10-8 (12)
March 6	EASTERN ILLINOIS	W, 3-2
March 8	GONZAGA	Cancelled
March 9	GONZAGA	L, 15-10
March 11	WESTERN ILLINOIS	W, 3-2 (10)
March 12	WESTERN ILLINOIS	W, 9-3
March 13	WESTERN ILLINOIS	W, 3-0
March 15	GRAMBLING	W, 14-4
March 16	GRAMBLING	W, 3-2
March 18	at #12 South Carolina*	L, 10-6
March 19	at #12 South Carolina*	L, 6-2
March 20	at #12 South Carolina*	L, 8-6
March 25	AUBURN*	W, 3-2
March 26	AUBURN*	W, 14-7
March 27	AUBURN*	W, 3-1
March 29	at #16 Oklahoma St.	L, 5-4
April 1	MISSOURI*	W, 7-6
April 2	MISSOURI*	L, 8-5
April 3	MISSOURI*	L, 10-1
April 6	at Memphis!	W, 12-4
April 8	at #14 Ole Miss*	L, 7-3
April 9	at #14 Ole Miss*	L, 14-9
April 10	at #14 Ole Miss*	L, 8-7
April 12	vs. ULM#	W, 3-1
April 14	#2 FLORIDA*	L, 12-8
April 15	#2 FLORIDA*	L, 9-2
April 16	#2 FLORIDA*	L, 8-2
April 19	#25 CREIGHTON	W, 6-2
April 22	at #12 Kentucky*	W, 1-0 (10)
April 23	at #12 Kentucky*	W, 2-0
April 23	at #12 Kentucky*	L, 5-4
April 26	#18 OKLAHOMA ST.	W, 7-6
April 30	#2 TEXAS A&M*	W, 9-5
April 30	#2 TEXAS A&M*	L, 11-8 (11)
May 1	#2 TEXAS A&M*	L, 6-2
May 3	at Missouri St.	L, 14-6
May 6	at #13 LSU*	7 p.m.
May 7	at #13 LSU*	6:30 p.m.
May 8	at #13 LSU*	1 p.m.
May 13	ALABAMA*	6:35 p.m.
May 14	ALABAMA*	6:05 p.m.
May 15	ALABAMA*	1:05 p.m.
May 17	MISSOURI ST.	6:35 p.m.
May 19	at Miss. State*	6:30 p.m.
May 20	at Miss. State*	6:30 p.m.
May 21	at Miss. State*	5 p.m.
May 24-29	SEC Tournament	
June 3-6	NCAA Regionals	
June 10-13	NCAA Super Regionals	
June 17-29	College World Series	

^ - Houston College Classic
 # - Played at Dickey-Stephens Park (NLR)
 ! - Played at AutoZone Park (Memphis, Tenn.)

Tuesday, May 3 • Springfield, Mo.
 Arkansas (26-19, 7-14 SEC) vs. #13 LSU (28-18, 11-10 SEC)
 Game 46 - 48 • Alex Box Stadium (10, 150)

@RAZORBACKSB

MAY 6	1st Pitch: 6:35p TV: SEC Network+ Radio: RSN/IMG	Probable Pitchers	W-L	APP	GS	ERA	IP	SO	BB
FRI		LSU - RHP Alex Lange	5-3	11	11	4.05	73.1	82	34
		ARK - RHP Dominic Taccolini	5-2	12	10	4.81	58.0	53	17

MAY 7	1st Pitch: 7:00p TV: ESPN Radio: RSN/IMG	Probable Pitchers	W-L	APP	GS	ERA	IP	SO	BB
SAT		LSU - LHP Jared Poche'	5-4	11	11	3.62	64.2	54	25
		ARK - RHP Zach Jackson	3-4	15	4	5.11	44.0	54	30

MAY 8	1st Pitch: 1:00p TV: SEC Network+ Radio: RSN/IMG	Probable Pitchers	W-L	APP	GS	ERA	IP	SO	BB
SUN		LSU - TBA	--	--	--	--	--	--	--
		ARK - RHP Keaton McKinney	1-3	11	10	5.84	44.2	26	26

LEADING OFF --

- Arkansas looks to keep its postseason hopes alive this weekend as it travels to Baton Rouge to face division-rival LSU for a three-game set at Alex Box Stadium starting on Friday. Friday and Sunday's games will both be on SEC Network+, while Saturday's game will be on ESPN.
- The Hogs picked up a good win over No. 18 Oklahoma State last week, winning 7-6. After being down 3 runs heading into the bottom of the sixth inning, Arkansas delivered key hits during decisive moments: Senior Rick Nomura's RBI single and sophomore Carson Shaddy's RBI triple were enough to take the lead for good over the Cowboys.
- Sophomore Carson Shaddy had one of his best weeks of the season last week as he went 9-for-17 (.529) at the plate over the four game stretch. Three of his nine hits went for extra-bases as he had a triple and two home runs. The home runs were his first since March 4 against Eastern Illinois. Shaddy currently leads all Hog hitters with a .356 batting average and joins Clark Eagan as one of two players with 50 or more hits this year
- Senior Rick Nomura also polished off a solid weekend going 9-for-16 (.563) with 2 doubles, 4 runs scored and three RBIs; Nomura is currently on a 7-game hitting streak including multi-hit games in three of his last four contests; His streak is the second-longest

current hitting streak on the team; Batting .298 on the year, Nomura leads all Razorbacks with 12 doubles and also has 24 RBIs, both being personal-best totals for a season in his Razorback career

Arkansas knocked off No. 12 Kentucky in Lexington two weekends ago, winning the first two of the three-game series with the Wildcats, in turn snapping an eight-game SEC losing streak. Junior pitchers Dominic Taccolini and Zach Jackson were each masterful in their two starts, throwing complete-game shutouts -- the first of their careers.

For Taccolini, the Texas-native generated career-high numbers: 10 innings along with 10 strikeouts. The performance earned him SEC Co-Pitcher of the Week. Jackson went a full 7 innings the following day, tying a career-high 8 strikeouts. Arkansas and Kentucky were forced to play two seven-inning games on the series' final day after rain postponed game 1.

Taccolini earned his second win in as many starts Saturday in game one of the double-header with Texas A&M, going 6 innings strong, allowing 5 earned runs on 9 hits with 6 strikeouts. Taccolini's 4.81 ERA continues to lead all Hog pitchers with 40 or more innings pitched. In his last two starts, he has only walked two batters and struck out 16.

Number Watch

44 Home runs hit by Arkansas this season, good for second-most in the SEC. (Top-25 in nation)

22 Number of stolen bases caught by catcher Tucker Pennell, which leads the SEC.

Team Comparison (2016 Stats)	Hitting										Pitching							
	Avg.	Runs	Hits	2B	3B	HR	RBI	HBP	K's	SB-Att	ERA	IP	Hits	Runs	ER	BB	K's	B/Avg.
Arkansas	.284	289	433	79	12	44	257	34	317	31-42	4.81	398.2	404	241	213	182	379	.268
LSU	.302	307	465	79	16	30	267	56	205	75-100	4.27	392.0	391	214	186	166	377	.261

Head Coach Dave Van Horn



PERSONAL

Born: Sept. 17, 1960
 Hometown: Kansas City, Mo.
 Alma Mater: Arkansas (1988)
 Masters of Science: East Texas State Univ. (1992)
 Wife: Karen
 Children: Hollan, Mariel
 Named Head Coach at Arkansas: June 21, 2002

PLAYING HISTORY

1982-1984 Atlanta Braves Organization
 1982 MLB Draft: 10th Rd (Braves)
 1982 Arkansas
 1980-1981 McLennan (Texas) CC

COACHING HONORS

2004 SEC Coach of the Year
 2001 Baseball America National Coach of the Year
 2001 BIG 12 Coach of the Year
 2001 ABCA Midwest Region Coach of the Year
 2000 ABCA Midwest Region Coach of the Year
 1997 Southland Coach of the Year
 1995 Southland Coach of the Year
 1994 NCAA Division II Coach of the Year
 1994 ABCA Central Region Coach of the Year

HALL OF FAME

2013 Inducted into Winnetonka HS HOF
 2012 Inducted into Ban Johnson League HOF
 2001 Inducted into Central Missouri State HOF

Now entering his 14th season at the helm of the Arkansas baseball program in 2015-16, head coach Dave Van Horn continues to elevate the Razorbacks to one of the nation's premier teams year in and year out. Over his first 13 seasons, Van Horn has led Arkansas to four College World Series appearances, 13 NCAA Tournament berths, one Southeastern Conference overall title, three SEC Western Division championships and a total of 524 wins, averaging more than 40 wins a season.

The Razorbacks defied all the odds in 2015, rebounding from a 15-15 record on April 4 to win 18 of their final 25 regular season games and surge into postseason play. After going 2-2 in the SEC Tournament, Arkansas became one of five teams in the country to advance to 14 consecutive NCAA Tournaments, claiming the No. 2 seed in the Stillwater Regional hosted by Oklahoma State.

In what is likely Van Horn's best coaching job in his 27-year career, the Razorbacks went 3-0 in the Stillwater Regional and came back home to host the second Super Regional in program history, knocking off Missouri State in three games for the most improbable College World Series appearance in Arkansas' storied history. Van Horn made his sixth trip to Omaha, including his fourth as the Razorback skipper. He currently has more College World Series appearances than any head coach in the SEC.

During the run to Omaha, sophomore outfielder Andrew Benintendi put together arguably the finest season in Razorback history. Benintendi became the first Arkansas player to win the Golden Spikes Award, given annually to the nation's best amateur player. He also won the Dick Howser Trophy and was named Baseball America Player of the Year and Collegiate Baseball Player of the Year as the nation's best collegiate player.

DVH AGAINST 2016 OPPONENTS				
	W/L	Home	Away	Neutral
Alabama	25-19	14-4	9-12	2-3
Auburn	21-18	9-9	12-9	--
Central Michigan	--	--	--	--
Creighton	3-0	2-0	1-0	--
Eastern Illinois	24-1	24-1	--	--
Florida	21-15	10-2	8-10	3-3
Gonzaga	2-3	2-2	--	0-1
Grambling State	3-0	3-0	--	--
Houston	0-1	--	--	0-1
Kentucky	17-10	10-5	7-5	--
Louisiana Monroe	--	--	--	--
Louisiana State (LSU)	16-31	8-13	7-11	1-7
Louisiana Tech	14-2	6-0	5-2	3-0
Memphis	4-1	--	2-0	2-1
Mississippi State	21-20	10-11	10-8	1-1
Mississippi Valley State	8-0	6-0	--	2-0
Missouri	6-0	3-0	3-0	0-0
Missouri State	15-5	9-4	6-1	--
Oklahoma State	4-3	1-3	2-0	1-0
Ole Miss	20-27	8-13	8-10	4-4
Rice	1-0	--	1-0	--
South Carolina	20-15	8-7	9-5	3-3
Texas A&M	8-6	4-2	3-4	1-0
Texas Tech	1-0	--	--	1-0
Western Illinois	4-1	4-1	--	--

VAN HORN'S CAREER NUMBERS

Year	School	Record	Pct.	Conf.	Place	Tourn.	NCAA
1989	Texarkana CC	39-18	.684	NA	NA	NA	--
1990	Texarkana CC	44-14	.759	NA	NA	NA	--
1991	Texarkana CC	45-12	.789	NA	NA	NA	--
1992	Texarkana CC	48-10	.827	NA	1st	NA	--
1993	Texarkana CC	38-18	.678	NA	NA	NA	--
Totals		214-72	.748	--	--	--	--
1994	Central Missouri State	51-11	.823	15-1	1st (Div.)	1st (4-1)	NCAA DII Champs
Totals		51-11	.823	15-1	--	1 (4-1)	--
1995	Northwestern State	37-15	.711	19-5	1st	DNP (0-2)	--
1996	Northwestern State	34-27	.557	14-16	2nd (Div.)	2nd (3-2)	--
1997	Northwestern State	35-23	.603	19-9	1st	DNP (0-2)	--
Totals		106-65	.620	52-30	--	3 (3-6)	--
1998	Nebraska	24-20	.545	10-13	7th	DNQ	DNQ
1999	Nebraska	42-18	.700	16-9	5th	1st (4-0)	NCAA (1-2)
2000	Nebraska	51-17	.750	21-9	2nd	1st (5-1)	NCAA (4-2)
2001	Nebraska	50-16	.758	20-8	1st	1st (4-0)	CWS (5-2)
2002	Nebraska	47-21	.691	16-11	2nd	2nd (3-1)	CWS (5-3)
Totals		214-92	.699	67-39	--	4 (16-2)	4 (15-9)
2003	Arkansas	35-22	.612	14-16	6th West	T-7th (0-2)	NCAA (1-2)
2004	Arkansas	45-24	.652	19-11	T-1st Overall	4th (2-2)	CWS (6-3)
2005	Arkansas	39-22	.636	13-17	T-5th West	T-7th (0-2)	NCAA (2-2)
2006	Arkansas	39-21	.650	18-12	2nd West	T-7th (0-2)	NCAA (1-2)
2007	Arkansas	43-21	.672	18-12	1st West	2nd (3-1)	NCAA (2-2)
2008	Arkansas	34-24	.586	14-15	4th West	DNQ	NCAA (0-2)
2009	Arkansas	41-24	.631	14-15	4th West	4th (2-2)	CWS (7-2)
2010	Arkansas	43-21	.672	18-12	2nd West	T-7th (0-2)	NCAA (3-3)
2011	Arkansas	40-22	.645	15-15	1st West	T-3rd (2-2)	NCAA (2-2)
2012	Arkansas	46-22	.676	16-14	T-2nd West	T-9th (0-2)	CWS (7-3)
2013	Arkansas	39-22	.639	18-11	2nd West	T-3rd (2-1)	NCAA (2-2)
2014	Arkansas	40-25	.615	16-14	4th West	T-3rd (3-2)	NCAA (2-2)
2015	Arkansas	40-25	.615	17-12	3rd West	T-5th (2-2)	CWS (5-3)
2016	Arkansas	22-15	.583	4-11			
Totals		548-311	.637	219-189	--	13 (16-22)	13 (40-28)
Career Totals		1,133-551	.673	353-258	--		39-31 (.557) 55-37 (.595)



1
RICK NOMURA
Sr. • 5-9 • 170 • S/R
INF • Waipahu, Hawaii




3
MICHAEL BERNAL
R-Sr. • 5-11 • 190 • R/R
INF • El Paso, Texas



5
CODY SCROGGINS
Fr. • 6-0 • 175 • R/R
INF • Bentonville,




7
DARIEN SIMMS
R-Fr. • 5-7 • 155 • L/L
OF • Spring, Texas




8
ERIC COLE
Fr. • 5-11 • 180 • S/R
OF • Southlake, Texas



9
CLARK EAGAN
Jr. • 6-1 • 190 • L/R
INF/OF • Appleton, Wis.




10
JOSH ALBERIUS
R-Jr. • 5-11 • 170 • R/R
INF/RHP • Little Rock, Ark.




11
KEATON MCKINNEY
So. • 6-5 • 230 • R/R
RHP • Ankeny, Iowa



13
TY HARRIS
Fr. • 6-1 • 180 • L/L
LHP • Rogers, Ark.




14
DOUG WILLEY
Sr. • 6-2 • 220 • R/R
RHP • Shelburne, N.H.




15
JAKE ARLEDGE
Jr. • 5-9 • 180 • R/R
OF • Huntington Beach, Calif.




16
BLAINE KNIGHT
Fr. • 6-3 • 165 • R/R
RHP • Bryant, Ark.




17
LUKE BONFIELD
So. • 6-2 • 185 • R/R
OF • Skillman, N.J.




18
ANTHONY DAHL
Fr. • 6-4 • 195 • R/R
RHP • Angleton, Texas




19
AUSTIN CATRON
Jr. • 6-1 • 200 • S/R
OF/1B • Stilwell, Okla.



20
CARSON SHADDY
R-So. • 5-10 • 170 • R/R
C/INF/OF • Fayetteville, Ark.



21
KACEY MURPHY
Fr. • 6-0 • 190 • L/L
LHP • Rogers, Ark.




24
CHAD SPANBERGER
So. • 6-2 • 220 • L/R
C/INF/OF • Granite City, Ill.




25
DOMINIC TACCOLINI
Jr. • 6-3 • 230 • R/R
RHP • Sugar Land, Texas



26
JACK BENNINGHOFF
R-Fr. • 5-11 • 190 • R/R
OF • Overland Park, Kan.




27
TUCKER PENNELL
Sr. • 6-2 • 200 • R/R
C • Georgetown, Texas



28
JAMES TEAGUE
Jr. • 6-0 • 185 • R/R
RHP • Bartlesville, Okla.



29
CULLEN GASSAWAY
Jr. • 6-2 • 215 • R/R
INF • Bedford, Texas




30
HUNTER HART
R-So. • 6-0 • 185 • R/R
RHP • St. Joseph, Ill.




32
ZACH JACKSON
Jr. • 6-3 • 195 • R/R
RHP • Berryhill, Okla.




33
GRANT KOCH
Fr. • 6-0 • 195 • R/R
C/OF • Fayetteville, Ark.




34
JAKE REINDL
Fr. • 6-1 • 185 • R/R
RHP • Fayetteville, Ark.




36
CANNON CHADWICK
Jr. • 6-0 • 210 • R/R
RHP • Paris, Texas




37
WESTON ROGERS
Fr. • 6-4 • 215 • L/L
LHP • Springdale, Ark.




38
JORDAN RODRIGUEZ
Jr. • 5-11 • 190 • L/L
LHP • Houston, Texas



44
ALEX GOSSER
Jr. • 6-0 • 215 • L/R
C • N. Little Rock, Ark.



45
KEVIN KOPPS
Fr. • 6-0 • 195 • R/R
RHP • Sugar Land, Texas



46
BARRETT LOSEKE
Fr. • 6-0 • 155 • R/R
RHP • Tulsa, Okla.



47
MICHAEL BRAWNER
Fr. • 6-3 • 185 • L/L
LHP • Victoria, Texas



55
ISAIAH CAMPBELL
Fr. • 6-4 • 230 • R/R
RHP • Olathe, Kan.



2
DAVE VAN HORN
Head Coach
14th Season



22
TONY VITELLO
Assistant Coach
3rd Season



31
DAVE JORN
Assistant Coach
20th Season



35
CHRISTIAN KOWALCHUK
Volunteer Assistant
2nd Season



6
MAX HOGAN
Student Assistant
1st Season



6
CLAY GOODWIN
Dir. of Operations
9th Season

CAREER HITTING STREAKS

Player	Current Streak	Season High	Career High
Michael Bernal	-	6	14
Carson Shaddy	9	10	10
Clark Eagan	6	9	9
Luke Bonfield	5	8	8
Rick Nomura	-	7	7
Cullen Gassaway	1	7	7
Tucker Pennell	-	5	5
Jake Arledge	-	5	5
Chad Spanberger	1	4	4
Alex Gosser	2	2	4
Eric Cole	3	4	4
Austin Catron	-	4	4
Darien Simms	-	2	2
Grant Koch	2	2	2

CAREER MULTI-HIT GAMES

Player	2013	2014	2015	2016	Total
Clark Eagan	--	11	18	18	47
Michael Bernal	--	12	10	15	37
Rick Nomura	--	--	16	11	27
Carson Shaddy	--	--	5	18	23
Cullen Gassaway	--	--	6	8	14
Luke Bonfield	--	--	--	14	14
Chad Spanberger	--	--	6	6	12
Tucker Pennell	--	--	1	5	6
Austin Catron	--	--	--	6	6
Eric Cole	--	--	--	6	6
Jake Arledge	--	--	--	5	5
Alex Gosser	--	2	2	--	4
Grant Koch	--	--	--	5	5

CAREER TWO-OUT RBI

Player	2013	2014	2015	2016	Total
Michael Bernal	--	7	8	21	36
Clark Eagan	--	3	8	13	24
Carson Shaddy	--	--	8	10	18
Chad Spanberger	--	--	11	4	15
Rick Nomura	--	--	5	7	12
Tucker Pennell	--	--	3	7	10
Luke Bonfield	--	--	1	8	9
Austin Catron	--	--	--	7	7
Cullen Gassaway	--	--	1	5	6
Grant Koch	--	--	--	7	7
Jake Arledge	--	--	--	3	3
Eric Cole	--	--	--	4	4
Darien Simms	--	--	--	1	1
Alex Gosser	--	--	--	1	1

CAREER MULTI-RBI GAMES

Player	2013	2014	2015	2016	Total
Michael Bernal	--	3	5	9	17
Clark Eagan	--	2	7	7	16
Carson Shaddy	--	--	4	9	13
Rick Nomura	--	--	2	7	9
Luke Bonfield	--	--	1	8	9
Cullen Gassaway	--	--	3	4	7
Chad Spanberger	--	--	4	3	7
Austin Catron	--	--	--	5	5
Tucker Pennell	--	--	1	2	3
Grant Koch	--	--	--	4	4
Jake Arledge	--	--	--	2	2
Eric Cole	--	--	--	1	1

#PROHOGS UPDATE

- With the 2016 Major League Baseball season now in full swing, six former Razorbacks got their major league seasons underway, as well as a number of former Hogs that play in the minor leagues.
- With all eyes on last year's AL Cy Young Award winner, Dallas Keuchel did not disappoint in his first start of the year against the New York Yankees in Yankee Stadium. Keuchel held the Yankee hitters to just two runs on three hits over seven innings with five strikeouts.
- Keuchel has made two more starts since Opening Day, taking the loss in 5 2/3 innings against Milwaukee, while striking out eight, but bounced back with a victory over Detroit, going eight strong innings, allowing no runs and striking out four.
- Below is an updated statistical listing of all six of Arkansas' former players in the Major Leagues, along with the complete list of minor league Hogs and where they are currently in classification.

MLB POSITION PLAYERS

Player	GP	AVG	R	H	2B	3B	HR	RBI	BB	SLG	OB%	SO
Craig Gentry (LAA)	14	.147	2	6	1	0	0	2	3	.176	.237	6
Logan Forsythe (TB)	25	.312	15	29	8	1	4	10	13	.548	.402	24
James McCann (DET)	6	.100	0	2	0	0	0	2	1	.100	.182	7

MLB PITCHERS

Player	W-L	ERA	IP	H	R	ER	HR	HB	BB	SO	AVG	WHIP
Drew Smyly (TB)	1-3	2.72	39.2	23	13	12	5	1	8	47	.167	0.78
Dallas Keuchel (HOU)	2-4	5.11	37.0	40	21	21	1	0	18	30	.284	1.57
Mike Bolsinger (LAD)												

15-DAY DISABLED LIST

#PROHOGS AROUND THE MINORS

Triple-A

- Matt Reynolds – Las Vegas 51s (New York Mets)
- Brett Eibner – Omaha Storm Chasers (Kansas City Royals)
- Blake Parker – Tacoma Rainiers (Chicago Cubs)
- Andy Wilkins – Colorado Springs Sky Sox (Milwaukee Brewers)

Double-A

- Dominic Ficoiello – Erie Sea Wolves (Detroit Tigers)
- D.J. Baxendale – Chattanooga Lookouts (Minnesota Twins)
- Barrett Astin – Pensacola Blue Wahoos (Cincinnati Reds)
- Ryne Stanek – Montgomery Biscuits (Tampa Bay Rays)
- Nolan Sanburn – Birmingham Barons (Chicago White Sox) – MOVED UP THIS WEEK

Single-A Advanced

- Brian Anderson – Jupiter Hammerheads (Miami Marlins)
- Andrew Benintendi – Salem Red Sox (Boston Red Sox)
- Jalen Beeks – Salem Red Sox (Boston Red Sox)
- Jacob Morris – Winston-Salem Dash (Chicago White Sox) – MOVED UP THIS WEEK

Single-A

- Colby Suggs – Greensboro Grasshoppers (Miami Marlins)
- Bobby Wernes – Quad City River Bandits (Houston Astros)
- Trey Killian – Asheville Tourists (Colorado Rockies)

Single-A Short Season

- Tyler Spoon – Lowell Spinners (Boston Red Sox)

Released/Free Agent

- Zack Cox
- Randall Fant
- Chris Oliver
- Eric Fisher
- Michael Gunn
- Jess Todd

Razorback Record Rundown	
Total	26-19
Conference	7-14
Non-Conf	19-5
Home	20-10
Away	3-9
Neutral	3-0
Day	17-11
Night	9-8
vs Left	4-5
vs Right	22-14
1-Run games	8-4
2-Run games	3-2
5+Run games	9-6
Extra inns	2-2
Shutouts	4-0
Scoring 0-2 runs	2-6
Scoring 3-5 runs	10-4
Scoring 6-9 runs	7-8
Scoring 10+ runs	7-1
Opponent 0-2 runs	14-0
Opponent 3-5 runs	8-3
Opponent 6-9 runs	4-8
Opponent 10+ runs	0-8
Scored in 1st inning	10-5
Scores first	16-5
Opp. scores first	10-14
After 6 leading	18-3
After 6 trailing	3-15
After 6 tied	5-1
After 7 leading	19-1
After 7 trailing	0-17
After 7 tied	6-0
After 8 leading	21-0
After 8 trailing	0-18
After 8 tied	3-0
Hit 0 home runs	11-6
Hit 1 home run	8-10
Hit 2+ home runs	7-3
Opponent 0 home runs	17-7
Opponent 1 home run	5-10
Opponent 2+ HRs	4-2
Made 0 errors	12-6
Made 1 error	10-8
Made 2+ errors	4-5
Opp. made 0 errors	3-8
Opp. made 1 error	10-6
Opp. made 2+ errors	13-5
Out-hit opponent	21-1
Out-hit by opponent	2-16
Hits are tied	3-2

Triple Happy

• Last week, Michael Bernal and Carson Shaddy each hit their first triples of the season.

• For Shaddy, it was his first triple of his career as it came late in the game against No. 18 Oklahoma State, completing a three-run comeback for the Hogs against the Cowboys.

• Bernal's three-bagger came five days later in the final game of the series with No. 2 Texas A&M. His triple led to Arkansas' first run of the game and was his first since 2014.

• This year, eight different Razorbacks have recorded at least one triple. Jake Arledge leads all players with three triples, followed by Clark Eagan, who has two.

The Flyin' Hawaiian - Rick Nomura

• Senior infielder Rick Nomura continued to show off his offense last week against No. 2 Texas A&M. In both games of the double-header on Saturday, Nomura notched three hits, leading the offense to one of its better showings in SEC play.

• The three-hit performances were just short of his career-high, but he now joins the club of four different Razorbacks, who have had three or more three-hit games this season (Clark Eagan, Carson Shaddy, Luke Bonfield).

• Nomura is still the only Hog to have a four-hit game this year, coming back against Gonzaga.

• In three of his last four games, Nomura has tallied two hits or more. Last week in Arkansas' four games, Nomura went 9-for-16 (.563), with four runs scored, two doubles and two stolen bases.

Cannons Behind The Plate - Pennell & Koch

• The Razorback catching tandem of senior Tucker Pennell and freshman Grant Koch have been among the best, defensively, in the SEC all year long.

• Against Creighton, Koch got the start and threw out three would-be base stealers, tying the most by a Razorback catcher in a game this season.

• Pennell also caught three would-be base stealers against No. 2 Florida, giving him 22 for the season, which continues to lead the conference.

• Pennell currently leads all SEC catchers with 22 runners caught stealing.

Knight Takes On Closer Role

• Freshman Blaine Knight was considered, at the beginning of this season as one of the newest arms to bolster a Razorback rotation in hopes of returning to Omaha.

• Knight was penned as the Saturday starter through the first four weeks of the year, but now has taken

on a new role as the Hogs closer.

• With Zach Jackson now in the rotation, Knight filled the shoes for the first time on getting the one out save against No. 18 Oklahoma State with the winning run on base. Knight earned his first save of the year, getting the final out.

• Knight is the fourth different Razorback to earn a save this year. Starter Zach Jackson still holds the team lead with four saves, but Doug Willey and Jordan Rodriguez have combined for four saves of their own.

• Knight currently has a 1.38 ERA and has thrown 13.0 innings in conference play. He's been more effective since moving to the bullpen as he has given up just two earned runs with 13 strikeouts.

Taccolini - SEC Co-Pitcher of the Week

• Junior right-handed pitcher Dominic Taccolini was named the SEC Co-Pitcher of the Week today as it was announced by the Southeastern Conference office. Taccolini had, arguably, the best performance of his career on the mound Friday in helping Arkansas snap an eight-game conference losing streak with a 1-0 victory over No. 12 Kentucky.

• Taccolini earned his team-leading fourth win of the season, going a career-long 10 innings and striking out a career-high 10 batters without giving up a run against the Wildcats for the complete game shutout. Both the complete game and the shutout were the first of his career.

• The complete game shutout was also the first by a Razorback since his teammate Keaton McKinney completed the same feat last year against Alabama (May 2, 2015).

• Before the outing against Kentucky, Taccolini had only pitched 11 combined innings over his last five appearances, but his 10 innings of work against the Wildcats was the longest outing by a Razorback starting pitcher since Clint Brannon threw 11 innings against Tennessee in the 2004 SEC Tournament (May 26). Brannon's outing was not a complete game, however, as the Hogs lost that game 8-6 in 13 innings.

• Now with the performance under his belt, Taccolini became the third pitcher in the nation to have a 10-inning outing this year and the first to throw a 10-inning complete game shutout. The 10-inning outing was also the longest by any SEC pitcher this season.

Big Isaiah Campbell Coming Into His Own

• Freshman Isaiah Campbell has the big frame to be a big time pitcher and his numbers are starting to show it.

• Campbell has made 10 appearances this season, five being starts in midweek performances against Mississippi Valley State, Grambling State, Memphis, No. 25 Creighton and No. 18 Oklahoma State.

• Campbell has only gone more than 2.2 innings four times in his 10 appearances. The first was the 4.0 innings against Grambling State, which also included his season-high four strikeouts. He went 3 1/3 innings, giving up three runs on three hits against Oklahoma State with three strikeouts.

- He followed that up with another 3 1/3 innings in the final game against No. 2 Texas A&M, giving up just one earned run on three hits.
- In his last two appearances before Creighton, Campbell came out of the bullpen and had one of the better outings out of any of Arkansas' relief pitchers, giving up just one earned run over a combined three innings on six hits with four strikeouts.

#BergerBombs – Chad Spanberger

- There's no question when one looks at Chad Spanberger that he can hit it a long way.
- The slugger has started 23 games this season and while he has 19 hits, 10 have been for extra bases.
- Spanberger hit his first career home run back during the Eastern Illinois series; a pinch-hit bomb that sent the game to extra-innings.
- The four RBI set a new career-high for Spanberger as he drove in four of Arkansas' nine runs that day.
- Spanberger tied that four RBI career-high with a 3-for-3 performance off a double and a home run against No. 25 Creighton and falling just a triple shy of the cycle.
- Spanberger came up clutch in the first game against No. 12 Kentucky, hitting a go-ahead and eventual winning solo home run in the 10th inning to secure the 1-0 victory.

Taccolini and Jackson – 1-2 Punch

- Arkansas pitchers Dominic Taccolini and Zach Jackson combined for one of the best performances on the mound this season when the two hurlers combined for a season-high 14 strikeouts against Western Illinois.
- Taccolini turned in his second seven inning outing of the year, striking out nine (tying career-high) and had a no-hitter through the sixth inning.
- Jackson struck out five batters in his own right over the game's final three innings.
- The two did it again last weekend against Kentucky, but this time, Jackson was in the starting role.
- Taccolini and Jackson combined for 17 innings of scoreless baseball against the Wildcats with 18 strikeouts. Both earned complete game shutouts and helped Arkansas earn its first SEC series win in nearly four weeks.

Catron's Near Cycle

- Junior Austin Catron nearly hit for the cycle in game two against Missouri, falling just a double short in his 3-for-3 night. Catron finished with three RBI and two runs scored. The three hits tied his season-high and was his fourth multi-hit game of the season.
- Catron broke up a no-hitter in the fifth inning by hitting his second home run of the year off Missouri starting pitcher Tanner Houck. In his next at-bat, Catron delivered a two RBI triple, his first of the season.

Coming in to pitch...Cody Scroggins?

- True freshman Cody Scroggins is redefining the word utility player. Having already played three infield positions this year, the Bentonville-native even pitched against Missouri and Ole Miss.
- Against Ole Miss, Scroggins pitched his second inning of the year, giving up no runs and picked up his first collegiate strikeout.
- Scroggins gave up his first run of the year in one inning of work against Florida (4/15), but it was the only run the Gators score in the ninth inning, coming off a wild pitch.
- Scroggins, who not only pitched back in high school at Bentonville High, just north of Fayetteville, he also played football and was the 10th-highest rated baseball recruit out of the state of Arkansas.
- Now with the recent defensive changes, Scroggins has taken over the third base position and has made a few highlight reel plays of his own. He has yet to make an error in 33 attempts this year.
- At the plate, he's batting .143 with five hits, two RBI, four runs scored and two stolen bases.

Van Horn by the Numbers

- Dave Van Horn made his sixth career appearance in the College World Series during the 2015 season, more than any other head coach in the SEC.
- In his 13 seasons at Arkansas, Van Horn has led the Razorbacks to four College World Series appearances, five Super Regionals and 13 NCAA Tournament berths.
- The skipper eclipsed the 500-win mark at Arkansas on April 5 against Auburn and has a total of 542 wins, averaging more than 40 wins per season.

Speedy Simms Making An Impact Off Bench

- Redshirt freshman Darien Simms made his second career start in the finale against South Carolina.
- The speedy Simms hit in the lead-off spot, going 1-for-4 with one run scored and one walk. His lone hit being on a perfect bunt down the third base line.
- Simms, then, came through again with a pinch hit single against ULM with a pinch hit single late in the game to provide Arkansas an insurance run in a 3-1 victory.
- Simms has six hits on the year in 25 at-bats (.240) and also has four stolen bases, tied for second-best on the team.

Loseke Making Case For Starting Role

- Freshman Barrett Loseke was given the opportunity for his first career start in the series finale against Western Illinois.
- Loseke didn't disappoint going a season-long four innings, while only giving up one hit with no runs.
- He made his second-career start in game two of the South Carolina series and still had a solid outing, going four innings with only three hits given up and two earned runs with three strikeouts.
- Loseke now has the fifth-highest innings pitched total (24.1) out of any pitcher that has started at least one game this season. Only Dominic Taccolini (52.0) and Keaton McKinney (39.0), Blaine Knight (33.2) and Zach Jackson (39.1) have totaled more innings that Loseke this season.

Power Up! Hog Offense Doesn't Slack

- The Razorback offense has been putting up some big numbers heading into the seventh weekend of SEC play. Batting .281 as a team with 264 runs, 73 doubles, eight triples, 40 home runs and 233 RBI.
- The home run total ties for the highest total in the SEC with Texas A&M.
- In eight games this season, Arkansas has scored 10 runs or more including its most recent 14-run outing in Memphis. Twice the Hogs have eclipsed the 20-run mark, both vs. Mississippi Valley State.
- 10 different players have hit at least one home run this season, which is the most out of any team in the SEC and ranks among the top five in the nation.

Carson Shaddy Breaks Out the Bat

- Against Grambling State, sophomore third baseman Carson Shaddy did something that a Razorback hadn't done since 2010, tally six RBI in a single-game.
- Not since 2010 with Zack Cox and Brett Eibner had a Razorback had six or more RBI in a game. Eibner's came in an NCAA Regional game against the same Grambling State team. Eibner finished with three home runs and seven RBI.
- Shaddy went 3-for-3 with two doubles, two runs scored and six RBI against the Tigers, setting a new career-high for doubles and RBI in a single-game.
- The Fayetteville-native had notched an RBI in five-straight games before putting up six against Grambling State. The two doubles were also his first two-baggers of the season.
- Even with the three losses to South Carolina, Shaddy went 8-for-17 (.471) over the five-game stretch with four doubles and 11 RBI.

Seeing Double – Arkansas and Double Plays

- Arkansas' infield has been one of the best in the nation so far this year and the numbers don't lie. 40 double plays have been turned by the Hogs through the season's 44 games.
- The Hogs turned two double plays against No. 25 Creighton, three in game one against Texas A&M and two in game two against the Aggies, giving them 10 games with two or more double plays turned
- The season-high three double plays came on the final day of the Houston College Classic when the Razorbacks defeated Texas A&M at Minute Maid Park, 10-6, and also in the final game against No. 2 Florida. The Hogs matched that against No. 2 Texas A&M last week in game one of the double-header.
- The 40 double plays ranks sixth in the SEC.

Michael Bernal Turns In Career Week

- Nobody on the Razorback roster probably had a better week than Michael Bernal had against Mississippi Valley State and the field at the Houston College Classic. Bernal hit an even .400 with four home runs and 11 RBI, three home runs at Minute Maid Park.
- Bernal had a career performance against No. 9 Houston, going 2-for-4 with five RBI and two home runs. The home run and RBI total were both single-game career-highs.
- With his two home run game, Bernal became only the third Razorback since 2014 to hit two

home runs in a game. Teammate Carson Shaddy hit two against Mississippi Valley State and Andrew Benintendi had two separate games where he hit two home runs in 2015.

- Currently hitting .295 on the year, Bernal is has 43 hits, team-leading eight home runs, 35 RBI and is slugging .514.
- Bernal's work didn't go unnoticed either as he was named SEC Co-Player of the Week, the Houston Shriners College Classic Most Outstanding Player and Collegiate Baseball's National Team of the Week.

Quick Hits

- The Razorbacks have won 40 or more games in six of the last seven seasons.
- Arkansas is the only team in the SEC to advance to each of the last 14 NCAA Regionals, and head coach Dave Van Horn is the only current head coach in the league to make six appearances in the College World Series.
- Arkansas had four players selected in the 2015 MLB Draft, as Andrew Benintendi went seventh overall to the Boston Red Sox, Trey Killian went in the ninth round to the Colorado Rockies, Bobby Wernes went in the 30th round to the Houston Astros and Tyler Spoon went in the 35th round to the Boston Red Sox. The Razorbacks have had 21 players drafted in the last three years.

The Road To Omaha

- The Razorbacks are one of just five teams in the nation to advance to the NCAA Tournament each of the last 14 years. Arkansas is joined by Cal State Fullerton, Florida State, Miami (Fla.) and Rice as the only programs to accomplish the feat.
- The Razorbacks are one of 10 teams in the country to advance to at least three of the last seven College World Series, joining Florida, LSU, North Carolina, South Carolina, TCU, Texas, UCLA, Vanderbilt and Virginia.

STARTING PITCHER PROFILES

25 DOMINIC TACCOLINI JR RHP



2016 (Junior)

Named team's Opening Day starter vs. Central Michigan...Earned first victory of year against Chippewas, going 7.0 innings, allowing a season-low one hit and one earned run with one walk and striking out three...Went 6.0 innings against No. 23 Rice in the Houston College Classic at Minute Maid Park...Second-straight quality start against the Owls, allowing just two earned runs on five hits with six K's...Tied a career-high seven innings against Western Illinois with new career-high nine strikeouts and one earned run given up...Didn't allow first extra-base hit of season until March 18 against #12 South Carolina...Threw a season-low 2.0 innings against Auburn, walking three and allowing two runs on six hits...Made relief appearances against Memphis and No. 14 Ole Miss...Pitched 3.2 innings against the Rebels, giving up three earned runs on four hits with four strikeouts, but only one extra-base hit...Started game one against #2 Florida, going 3.0 innings, allowing 3 ER on 1 H with 2 SO and 3 BB in his third shortest start of the year...Had his best performance against No. 12 Kentucky, going a career-long 10 innings with a career-high 10 strikeouts becoming the first Razorback pitcher to throw a 10-inning shutout since 1982.

2015 (Sophomore)

>>> SEC Spring Academic Honor Roll
Entered the starting rotation and tied for second on the team with six wins, posting a 6-4 record and 4.32 ERA with two saves ; Tallied 67 strikeouts in 77.0 innings of work ; Earned his first victory in the second game of the year, working 6.0 innings against North Dakota (Feb. 14) and allowing two earned runs on four hits, while striking out eight ; Recorded a career-high nine strikeouts against Loyola Marymount (March 7), lasting 7.0 innings and allowing five hits ; Earned saves against Tennessee (May 10) in 2.1 innings of work and at Creighton (May 12) in 2.2 innings with two strikeouts.

CAREER HIGHS

INNINGS: 10.0 at #12 Kentucky (4/22/16)
HITS ALLOWED: 12 vs. #12 South Carolina (3/18/16)
RUNS ALLOWED: 8, 2x, vs. #12 South Carolina (3/18/16)
EARNED RUNS ALLOWED: 8, 2x, vs. #12 South Carolina (3/18/16)
STRIKEOUTS: 10 at #12 Kentucky (4/22/16)
WALKS: 6 vs. Ole Miss (3/26/15)
PITCHES: 125 at #12 Kentucky (4/22/16)

CAREER STATISTICS

Year	ERA	W-L	App-GS	IP	H	R	ER	BB	SO	B/Avg
2014	4.94	2-0	17-3	31.0	29	19	17	12	20	.240
2015	4.32	6-4	17-13	77.0	67	43	37	41	67	.240
2016	4.81	5-2	12-10	58.0	55	32	31	17	53	.252
TOTAL	4.81	13-6	46-26	166.0	151	94	85	70	140	.244

32 ZACH JACKSON JR RHP



2016 (Junior)

Recorded first save of season against Central Michigan (2/20), going 1.2 innings with just one hit given up and one earned run with four strikeouts...Pulled in the three-inning save vs. No. 23 Rice (2/26) at the Houston College Classic...Gave up just one hit to the Owls with four strikeouts...Tallied five strikeouts against Western Illinois over three innings...Picked up the win in the same game after Arkansas won in walk-off fashion...Allowed a career-high five walks to No. 12 South Carolina (3/20)...Notched a season-high seven strikeouts against Missouri (4/3), just one off his career-high...Pitched four innings in that game with four hits given up...Made second-straight start in two weeks vs. #2 Florida, going 5.1 innings with four runs crossing on one hit with five strikeouts...The 5.1 innings tied a career-long...His two starts are the longest by a Razorback starting pitcher in the last 14 games...Tossed complete seven-inning game shutout at #12 Kentucky, tying a career-high eight strikeouts.

2015 (Sophomore)

Made 27 appearances on the mound during the 2015 season, posting a 5-1 record with nine saves and a 2.10 earned run average ; Named First Team All-SEC (Coaches) as a relief pitcher ; Made three starts and 24 relief appearances and never allowed more than two earned runs in a single outing ; Allowed just two earned runs over his final 12 outings and 20.2 innings of the year ; Named to the Stillwater Regional All-Tournament Team after appearing in all three games, picking up two saves and allowing just one hit, while striking out 10 of the 12 outs he recorded ; Sent Arkansas to the College World Series with 3.2 innings of one-hit ball in the decisive Super Regional game against Missouri State, setting down 11 consecutive batters and adding six strikeouts ; Selected to play for the USA Collegiate National Team following the season.


CAREER HIGHS

INNINGS: 7.0 at #12 Kentucky (4/23/16)
HITS ALLOWED: 6 vs. Mississippi State (4/24/15)
RUNS ALLOWED: 6 at Virginia (6/1/14)
EARNED RUNS ALLOWED: 4, 4x, last vs. #2 Florida (4/16/16)
STRIKEOUTS: 8, 2x, last at #12 Kentucky (4/23/16)
WALKS: 5, 3x, last at #12 South Carolina (3/20/15)
PITCHES: 106 at #12 Kentucky (4/23/16)

CAREER STATISTICS

Year	ERA	W-L	App-GS	IP	H	R	ER	BB	SO	B/Avg
2014	2.53	2-3	24-2	42.2	28	17	12	21	42	.184
2015	2.10	5-1	27-3	60.0	43	18	14	38	89	.196
2016	5.11	3-4	15-4	44.0	36	29	25	30	54	.221
TOTAL	3.13	10-8	66-9	146.2	107	64	51	89	185.200	

STARTING PITCHER PROFILES

11 KEATON MCKINNEY SO RHP**2016 (Sophomore)**

Went 4.0 innings on opening weekend against Central Michigan, allowing just 2 ER on 4 H with 1 K...None of the hits allowed against the Chippewas were for extra-bases...Season-low 0.2 innings against No. 24 Texas Tech in the Houston College Classic...Allowed 5 ER on 3 H with 2 BB and 2 2B... First quality start of year vs. Eastern Illinois...Went 7.0 innings, giving up just 4 H with 2 R, one being earned...Did not make it out of the fourth inning vs. Western Illinois...Allowed 3 ER on 5 H and 4 BB...Second quality start vs. Auburn...Went 6.0 innings and allowed no runs, season-low three hits...Allowed career-high 5 BB against the Tigers...Picked up first victory of the year against Auburn and also first decision...Tossed season-high 101 pitches...Tied career-high five strikeouts against No. 2 Florida (4/15) and No. 2 Texas A&M (5/1).

2015 (Freshman)

>>> SEC All-Freshman Team (Coaches)

>>> Louisville Slugger Freshman All-America

>>> SEC First-Year Academic Honor Roll

>>> SEC Pitcher of the Week (May 4)

>>> SEC Freshman of the Week (May 18)

Came on strong at the end of the season, posting a 5-1 record over his final 10 starts to help anchor the starting rotation ; Named to the SEC All-Freshman Team (Coaches) after going 5-0 in conference play with a 2.90 earned run average ; Earned Louisville Slugger Freshman All-America honors, becoming the 18th Freshman All-American in program history ; Was named SEC Pitcher and Freshman of the Week during the season, the only player in the league to earn both honors ; Posted a season-high five strikeouts in a complete-game victory over Kentucky (April 12) ; Allowed three earned runs or less in 17 of his 18 starts on the year ; Finished with a 3.21 ERA, the lowest among starting pitchers on the staff ; Was the only pitcher on the team to record a complete game, notching two on the season ; Tied for fourth in school history and set the freshman record with 18 games started on the year.

CAREER HIGHS

INNINGS: 9.0 , 2x, last at Alabama (5/2/15)

HITS ALLOWED: 7, 2x, last at #12 South Carolina (3/18/16)

RUNS ALLOWED: 6 vs. Missouri (4/2/16)

EARNED RUNS ALLOWED: 6 vs. Missouri (4/2/16)

STRIKEOUTS: 5, 3x, last vs. No. 2 Texas A&M (5/1/16)

WALKS: 5 vs. Auburn (3/26/16)

PITCHES: 110 vs. Kentucky (4/12/15)

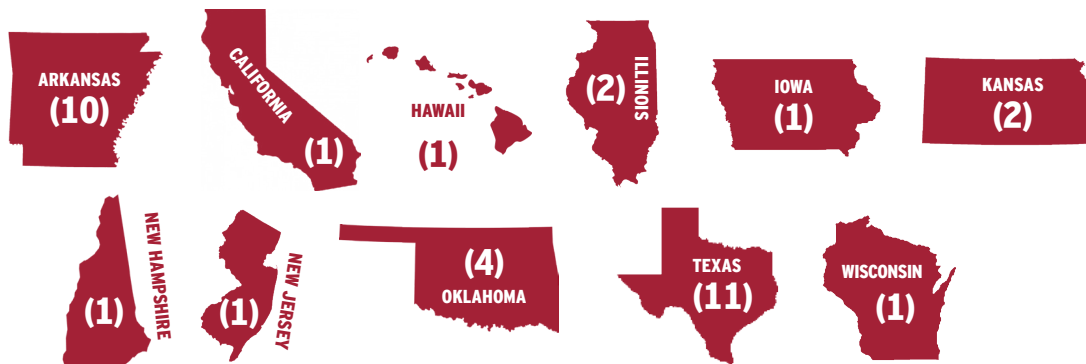
CAREER STATISTICS

Year	ERA	W-L	App-GS	IP	H	R	ER	BB	SO	B/Avg
2015	3.21	6-2	21-18	87.0	71	34	31	38	46	.225
2016	5.84	1-3	11-10	44.2	51	36	29	26	26	.291
TOTAL	4.10	7-5	32-28	131.2	122	70	60	64	72	.248

ROSTER BREAKDOWN

ALPHABETICAL			BY CLASS			BY POSITION		
No.	Name	Pos.	No.	Name	Cl.	No.	Name	Pos.
10	Josh Alberius	INF/RHP	47	Michael Brawner (13)	Fr.	44	Alex Gosser (4)	C
15	Jake Arledge	OF	55	Isaiah Campbell	Fr.	33	Grant Koch	C
26	Jack Benninghoff	OF	8	Eric Cole	Fr.	27	Tucker Pennell	C
3	Michael Bernal	INF	18	Anthony Dahl	Fr.	20	Carson Shaddy	C/INF/OF
17	Luke Bonfield	OF	13	Ty Harris	Fr.	3	Michael Bernal (8)	INF
47	Michael Brawner	LHP	16	Blaine Knight	Fr.	10	Josh Alberius	INF/RHP
55	Isaiah Campbell	RHP	33	Grant Koch	Fr.	9	Clark Eagan	INF/OF
19	Austin Catron	OF/1B	45	Kevin Kopps	Fr.	29	Cullen Gassaway	INF
36	Cannon Chadwick	RHP	46	Barrett Loseke	Fr.	1	Rick Nomura	INF
8	Eric Cole	OF	21	Kacey Murphy	Fr.	5	Cody Scroggins	INF
18	Anthony Dahl	RHP	34	Jake Reindl	Fr.	24	Chad Spanberger	INF/OF
9	Clark Eagan	INF/OF	37	Weston Rogers	Fr.	20	Carson Shaddy	C/INF/OF
29	Cullen Gassaway	INF	5	Cody Scroggins	Fr.	15	Jake Arledge (8)	OF
44	Alex Gosser	C	4	Drew Tyler	Fr.	26	Jack Benninghoff	OF
13	Ty Harris	LHP	26	Jack Benninghoff (2)	R-Fr.	17	Luke Bonfield	OF
30	Hunter Hart	RHP	7	Darien Simms	R-Fr.	19	Austin Catron	OF/1B
32	Zach Jackson	RHP	17	Luke Bonfield (4)	So.	8	Eric Cole	OF
16	Blaine Knight	RHP	30	Hunter Hart	So.	20	Carson Shaddy	C/INF/OF
33	Grant Koch	C	11	Keaton McKinney	So.	24	Chad Spanberger	INF/OF
45	Kevin Kopps	RHP	24	Chad Spanberger	So.	7	Darien Simms	OF
46	Barrett Loseke	RHP	20	Carson Shaddy (1)	R-So.	47	Michael Brawner (5)	LHP
11	Keaton McKinney	RHP	15	Jake Arledge (9)	Jr.	13	Ty Harris	LHP
21	Kacey Murphy	LHP	19	Austin Catron	Jr.	21	Kacey Murphy	LHP
1	Rick Nomura	INF	36	Cannon Chadwick	Jr.	38	Jordan Rodriguez	LHP
27	Tucker Pennell	C	9	Clark Eagan	Jr.	37	Weston Rogers	LHP
34	Jake Reindl	RHP	44	Alex Gosser	Jr.	10	Josh Alberius (14)	RHP
38	Jordan Rodriguez	LHP	32	Zach Jackson	Jr.	55	Isaiah Campbell	RHP
37	Weston Rogers	LHP	38	Jordan Rodriguez	Jr.	36	Cannon Chadwick	RHP
5	Cody Scroggins	INF	25	Dominic Taccolini	Jr.	18	Anthony Dahl	RHP
20	Carson Shaddy	C/INF/OF	28	James Teague	Jr.	30	Hunter Hart	RHP
7	Darien Simms	OF	10	Josh Alberius (1)	R-Jr.	32	Zach Jackson	RHP
24	Chad Spanberger	INF/OF	29	Cullen Gassaway (4)	Sr.	16	Blaine Knight	RHP
25	Dominic Taccolini	RHP	1	Rick Nomura	Sr.	45	Kevin Kopps	RHP
28	James Teague	RHP	27	Tucker Pennell	Sr.	46	Barrett Loseke	RHP
14	Doug Willey	RHP	14	Doug Willey	Sr.	11	Keaton McKinney	RHP
			3	Michael Bernal (1)	R-Sr.	34	Jake Reindl	RHP
						25	Dominic Taccolini	RHP
						28	James Teague	RHP
						14	Doug Willey	RHP

PLAYERS BY STATE





2016 NUMERICAL ROSTER

No.	Player	Pos.	B/T	Yr.	Ht.	Wt.	Hometown/Previous School
1	Rick Nomura	INF	S/R	Sr	5-9	175	Waipahu, Hawaii / Alvin Community College
3	Michael Bernal	INF	R/R	R-Sr	5-11	190	El Paso, Tex. / New Mexico JC
5	Cody Scroggins	INF	R/R	Fr	6-0	175	Bentonville, Ark. / Bentonville HS
7	Darien Simms	OF	L/L	R-Fr	5-7	165	Spring, Texas / Northland Christian HS
8	Eric Cole	OF	S/R	Fr	5-11	190	Southlake, Texas / Southlake Carroll HS
9	Clark Eagan	INF/OF	L/R	Jr	6-2	200	Appleton, Wis. / Appleton North HS
10	Josh Alberius	INF/RHP	R/R	R-Jr	5-11	170	Little Rock, Ark. / Little Rock Christian Academy
11	Keaton McKinney	RHP	R/R	So	6-5	230	Ankeny, Iowa / Centennial HS
13	Ty Harris	LHP	L/L	Fr	6-1	180	Rogers, Ark. / Rogers Heritage HS
14	Doug Willey	RHP	R/R	Sr	6-2	220	Shelburne, N.H. / Franklin Pierce Univ.
15	Jake Arledge	OF	R/R	Jr	5-9	180	Huntington Beach, Calif. / Panola JC
16	Blaine Knight	RHP	R/R	Fr	6-3	165	Bryant, Ark. / Bryant HS
17	Luke Bonfield	OF	R/R	So	6-3	200	Skillman, N.J. / IMG Academy
18	Anthony Dahl	RHP	R/R	Fr	6-4	195	Angleton, Texas / Brazoswood HS
19	Austin Catron	OF/1B	S/L	Jr	6-1	210	Stilwell, Okla. / Connors State College
20	Carson Shaddy	3B/C/OF	R/R	R-So	5-11	185	Fayetteville, Ark. / Fayetteville HS
21	Kacey Murphy	LHP	L/L	Fr	6-0	190	Rogers, Ark. / Rogers Heritage HS
24	Chad Spanberger	INF/OF	L/R	So	6-3	235	Granite City, Ill. / Granite City HS
25	Dominic Taccolini	RHP	R/R	Jr	6-3	230	Sugar Land, Texas / Kempner HS
26	Jack Benninghoff	OF	R/R	R-Fr	5-11	200	Overland Park, Kan. / Rockhurst HS
27	Tucker Pennell	C	R/R	Sr	6-2	200	Georgetown, Texas / Temple Junior College
28	James Teague	RHP	R/R	Jr	6-0	195	Bartlesville, Okla. / Bartlesville HS
29	Cullen Gassaway	INF	R/R	Sr	6-2	220	Bedford, Texas / Blinn Junior College
30	Hunter Hart	RHP	R/R	So	6-3	190	St. Joseph, Ill. / Kaskaskia JC
32	Zach Jackson	RHP	R/R	Jr	6-4	215	Berryhill, Okla. / Berryhill HS
33	Grant Koch	C	R/R	Fr	6-0	195	Fayetteville, Ark. / Fayetteville HS
34	Jake Reindl	RHP	R/R	Fr	6-1	190	Fayetteville Ark. / Shiloh Christian
36	Cannon Chadwick	RHP	R/R	Jr	6-0	195	Paris, Texas / Paris Junior College
37	Weston Rogers	LHP	L/L	Fr	6-4	215	Springdale, Ark. / Har-Ber HS
38	Jordan Rodriguez	LHP	L/L	Jr	5-11	190	Houston, Texas / Alvin CC
44	Alex Gosser	C	L/R	Jr	6-0	215	North Little Rock, Ark / North Little Rock HS
45	Kevin Kopps	RHP	R/R	Fr	6-0	195	Sugar Land, Texas / George Ranch HS
46	Barrett Loseke	RHP	R/R	Fr	6-0	170	Tulsa, Okla. / Jenks HS
47	Michael Brawner	LHP	L/L	Fr	6-3	200	Victoria, Texas / St. Joseph HS
55	Isaiah Campbell	RHP	R/R	Fr	6-4	230	Olathe, Kan. / Olathe South HS

Coaches and Support Staff

Head Coach:	2 Dave Van Horn, 14th Season (Arkansas, 1988)
Assistant Coach:	22 Tony Vitello, 3rd Season (Missouri, 2002)
Assistant Coach:	31 Dave Jorn, 20th Season (SE Missouri State, 1981)
Volunteer Assistant Coach:	35 Christian Kowalchuk, 2nd Season (Arkansas, 2011)
Student Asst. Coaches:	6 Max Hogan, 1st Season
Director of Operations:	Clay Goodwin, 9th Season (Arkansas, 2005)
Athletic Trainer:	Corey Wood
Strength & Conditioning	Mike Strouhal
Managers:	Jordan Larkan, Michael McCann, Hayden Sutton

Pronunciation Guide

Josh Alberius	al-BEER-ee-us
Grant Koch	Cook
Rick Nomura	NO-mura
Tucker Pennell	PEN-el
Carson Shaddy	shad-EE
Dominic Taccolini	Dom-i-nick Tac-O-Lee-nee
Tony Vitello	VIE-tell-oh

QUICK FACTS

GENERAL INFORMATION

Location: Fayetteville, Arkansas
 Founded: 1871
 Enrollment: 26,754
 Nickname: Razorbacks
 School Colors: Cardinal (PMS 202) and White
 Conference: Southeastern (Western Division)
 Chancellor: Dr. Joseph E. Steinmetz (C. Michigan, 1977)
 System President: Dr. Donald R. Bobbitt (Arkansas, 1980)
 Athletic Director: Jeff Long (Ohio Wesleyan, 1982)
 Faculty Athletic Rep.: Dr. Sharon Hunt (Arkansas, 1973)

BAUM STADIUM

Home Facility: Baum Stadium at George Cole Field
 Capacity: 10,737 (8,237 Chairbacks)
 Largest Crowd: 11,742 vs. Auburn (April 26, 2014)
 Stadium Opening: April 13, 1996
 Dedication: May 3, 1996
 Field Dimension: LL - 320, LC - 375, CF - 400, RC - 365, RL - 320
 Surface: Grass

COACHING STAFF

Head Coach: Dave Van Horn (Arkansas, 1988)
 Record at Arkansas: 524-295 (14th season)
 Overall Division I Record: 844-452 (22nd season)
 Overall as a Head Coach: 1,109-535 (27th season)
 Van Horn's DI Postseason App. (Total/at UA): 17/13
 Van Horn's College World Series Appearances: 6
 (Neb: 2001, 2002; Ark: 2004, 2009, 2012, 2015)
 Assistant Coach/Recruiting Coord.: Tony Vitello (Missouri, 2002)
 Pitching Coach: Dave Jorn (SE Missouri St., 1981)
 Volunteer Assist. Coach: Christian Kowalchuk (Arkansas, 2011)
 Student Asst. Coaches: Tim Carver, Jake Wise
 Dir. of Baseball Operations: Clay Goodwin (Arkansas, 2005)
 Athletic Trainer: Corey Wood (East Carolina, 2008)
 Strength & Conditioning: Mike Strouhal
 Managers: Jordan Larkan
 Michael McCann

HISTORY

First Year of Arkansas Baseball: 1897
 Years of Varsity Baseball at Arkansas: 92
 (1897, 1901-03, 05, 08-16, 19-20, 22-29, 47-15)
 All-Time Program Record: 2,077-1,315-6 (.611)
 All-Time Conference Record/Years: SEC: 354-337 (.506)/23
 SWC: 264-205 (.563)/24
 Combined: 619-539 (.531)/47
 Conference Titles/Years: SEC Overall: 2/1999, 2004
 SEC Western Division: 4/1999, 2004, 2007, 2011
 SWC: 2/1989, 1990
 Conference Tournament Record/Years: SEC: 28-37 (.420)/21
 SWC: 18-25 (.419)/14
 Combined: 46-62 (.423)/35
 Conference Tournament Titles/Years: SEC: None
 SWC: 1/1985
 NCAA Postseason Appearances: 28
 (1973, 79-80, 83, 85-90, 95-96, 98-99, 2002-15)
 NCAA Postseason Record: 71-61 (.537)
 College World Series Appearances: 8
 (1979, 1985, 1987, 1989, 2004, 2009, 2012, 2015)
 College World Series Record: 11-16 (.407)
 NCAA Super Regional Appearances: 6
 (2002, 2004, 2009, 2010, 2012, 2015)
 NCAA Super Regional Record: 9-6 (.600)
 NCAA Regional Appearances: 28
 NCAA Regional Record: 51-39 (.566)
 Overall NCAA Regional Hosts: 5 (1999, 2004, 2006, 2007, 2010)
 Overall NCAA Super Regional Hosts: 2 (2004, 2015)
 Best NCAA Finish: 1979 National Runner-up

GAME CREDENTIALS

Members of the media should contact John Thomas to request individual game credentials for Razorback baseball home games. Credential requests should be made no later than noon (CT) the day before the scheduled contest and should be directed by e-mail to John Thomas. Credential requests for away games should be made to the communications contact of the home team. Only fully accredited personnel directly involved in the coverage of the game will be admitted. Credentials are non-transferable.

INTERVIEW POLICY

Please direct all requests for interviews with coaches and players to John Thomas. For home SEC weekends, Coach Dave Van Horn will hold his weekly press conference on Thursday with players and assistant coaches available prior to Thursday's practice. On road SEC weekends, Coach Van Horn will hold his weekly press conference on Wednesday with players and assistant coaches available prior to Wednesday's practice. Players are not available for interviews on gamedays, except for post-game interviews. Post-game press conferences are held in the indoor batting cages located down the third base line. Coach Van Horn will address the media first, followed by the two or three most requested Razorback players. In the event of a doubleheader, the only Arkansas player available between games for interviews is the starting pitcher of game one. The Arkansas clubhouse is off limits to the media at all times.

E-MAIL UPDATES

Members of the media may request to be added to the Arkansas communications baseball e-mail group. Subscribers will receive game notes, game stories and other information. To subscribe, send a request to John Thomas. Please identify yourself and your organization in your request as this service is only available to members of the media.

GAMEDAY MEDIA SERVICES

The Arkansas communications staff provides scorecards, rosters, updated statistics and results for each team in the Baum Stadium press box prior to home games. Box scores, play-by-play and any postgame notes are disseminated approximately 10 minutes after the conclusion of the game. An Associated Press-style game story is also produced by the communications office. Members of the media may request these stories be sent to their organization via e-mail by contacting a member of the communications office.

RAZORBACK SPORTS NETWORK

For the 24th consecutive season, every pitch of the Arkansas baseball season can be heard on the Razorback Sports Network from IMG College. The network spans the state of Arkansas and can also be heard in neighboring states as well as across the globe via the internet. The Razorback Baseball Radio Network is one of the largest collegiate baseball radio networks in the nation. With more than 20 affiliates, Razorback baseball games are never more than a dial away no matter where an Arkansas fan resides.

PHOTOGRAPHERS

No cameras are allowed on the Baum Stadium playing surface during games. Photographers are encouraged to use the photo wells at the end of each dugout and behind home plate.

RADIO AFFILIATES FROM IMG

Arkadelphia	KYXK-FM	106.9
Conway	KASR-FM	92.7
Crossett	KAGH-FM	104.9
El Dorado	KELD-FM	106.5
Fayetteville	KQSM-FM	92.1
Forrest City	KXJK-AM	950
Fort Smith	KHGG-FM	103.1
Fort Smith	KHGG-AM	1580
Glenwood	KWXI-FM	98.9
Glenwood	KWXI-AM	670
Helena	KFFA-AM	1360
Helena	KFFA-FM	103.1
Hope	KXAR-AM (SEC Games)	1490
Little Rock	KABZ-FM	103.7
Marshall	KBCN-FM	104.3
Mena	KTTG-FM	96.3
Prescott	KTPA-AM (SEC Games)	1370
Rogers	KURM-AM	790
Rogers	KURM-FM	100.3
Russellville	KARV-AM	610
Russellville	KARV-FM	101.3
Stuttgart	KWAK-FM	105.5
Texarkana, Texas	KKTK-AM	1400

**MLB BOUND**

Arkansas has had 21 players drafted in the last three seasons, good for a tie for third-most in the nation over that span. The Razorbacks had a program record 11 players selected in the 2013 MLB Draft to lead the country.

FLORIDA	22
LSU	22
RAZORBACKS	21
OKLAHOMA	21
FLORIDA STATE	20
TCU	20
VANDERBILT	20
LOUISVILLE	19
OREGON STATE	19
STANFORD	19
UCLA	19
ARIZONA STATE	19

OMAHA BOUND

Dave Van Horn has made more CWS appearances than any current head coach in the SEC.

Dave Van Horn (ARK)	1	2	3	4	5	6
Paul Mainieri (LSU)	1	2	3	4	5	
Kevin O'Sullivan (FLA)	1	2	3	4		
Tim Corbin (VU)	1	2	3			
Dave Serrano (UT)	1	2				
Scott Stricklin (UGA)	1					
Mike Bianco (UM)	1					
John Cohen (MSU)	1					
Chad Holbrook (SC)	1					

PRESEASON PROPS

<<<< ZACH JACKSON

Golden Spikes Award Watch List
NCBWA Stopper of the Year Watch List
Louisville Slugger All-America first team
NCBWA All-America first team
Perfect Game All-America first team
All-SEC first team

CLARK EAGAN
All-SEC second team

RICK NOMURA
All-SEC second team

**The Baum Way**

- Arkansas finished No. 2 in the country in average attendance for the third straight year with 8,290 fans per game in 2015. The Razorbacks posted school records in actual attendance and tickets sold for a single game.
- The actual crowd of 12,167 against Missouri State on June 6 was the largest crowd in Baum Stadium history. The 12,167 fans also marked the third largest Super Regional crowd in NCAA history.
- After setting the Baum Stadium attendance record in game one of the Fayetteville Super Regional with 11,869, Razorback fans followed suit Saturday, breaking the record in less than 24 hours with 12,167 on hand. In the Fayetteville Super Regional, three of the top four attendance marks at the eight Super Regional sites were all at Baum Stadium, totaling 35,730 over the three games. Game 1: 11,869 | Game 2: 12,167 | Game 3: 11,694
- The three NCAA Fayetteville Super Regional crowds marked the three largest crowds in Baum Stadium history.
- Arkansas was home to three of the top four postseason crowds in 2015 during Regionals and Super Regionals.
- The 12,589 tickets sold against Mississippi State on April 25 marked the 14th largest on-campus crowd in NCAA history.

Shriners Hospitals for Children College Classic

All three of Arkansas' games against No. 20 Rice, No. 12 Houston and No. 25 Texas Tech at the Shriners Hospitals for Children College Classic held at Minute Maid Park in Houston next weekend can be seen on national TV. All three of Arkansas' games will be live nationally on MLB Network, but blacked out in Arkansas, Oklahoma, Texas, Louisiana and New Mexico. The games will be broadcast in those aforementioned states on Cox Sports or Root Sports Southwest found on AT&T U-Verse (Ch. 758 and Ch. 1758) and DirecTV (Ch. 674).

#BennyBaseball - 2015 NATIONAL PLAYER OF THE YEAR**Awards and Accolades**

- Golden Spikes Award
- Dick Howser Trophy
- Southeastern Conference Player of the Year
- Collegiate Baseball National Player of the Year
- Baseball America National Player of the Year

#BennyBaseball Breakdown

- Was the first SEC Player of the Year in program history.
- Was the first National Player of the Year in program history.
- Was the first Golden Spikes Award and Dick Howser Trophy winner in program history.
- Was the first Razorback to win a major SEC award since Nick Schmidt won Pitcher of the Year in 2006.
- Is the first player in school history with at least 15 home runs and 20 stolen bases in a season.
- Was the first NCAA Division I player in seven years to hit 20-plus home runs and steal 20-plus bases.
- Was the first player in SEC history to win the batting title, home run title and Player of the Year.
- Became the third player in SEC history to finish the year as the league leader in home runs and batting average.
- Was the first Razorback in school history to lead the nation in home runs (20).
- Was one of only two players in the country with 15-plus home runs and 20-plus stolen bases.
- Led the SEC in batting average, home runs, slugging percentage, on base percentage and walks.
- Led all sophomores in the country in batting average, home runs and slugging percentage.



Benintendi was selected by the Boston Red Sox with the seventh overall pick in the 2015 MLB Draft. He was the third-highest draft pick in program history and the eighth Razorback to be taken in the first round.

2016 OVERALL STATISTICS



Arkansas Baseball
Overall Statistics for Arkansas (as of May 03, 2016)
(All games Sorted by Batting avg)



Record: 26-19 Home: 20-10 Away: 3-9 Neutral: 3-0 SEC: 7-14

Player	avg	gp-gs	ab	r	h	2b	3b	hr	rbi	tb	slg%	bb	hp	so	gdp	ob%	sf	sh	sb-att	po	a	e	fld%	
20 Carson Shaddy	.357	44-43	168	38	60	10	1	8	33	96	.571	20	3	39	4	.428	3	0	4-7	46	60	12	.988	
17 Luke Bonfield	.340	40-39	141	28	48	11	0	8	35	83	.589	16	4	35	2	.417	2	0	0-2	27	0	1	.964	
9 Clark Eagan	.304	45-45	184	29	56	7	2	3	28	76	.413	20	3	27	3	.374	4	3	5-6	181	22	2	.990	
3 Michael Bernal	.296	44-44	162	36	48	8	1	8	36	82	.506	13	5	24	3	.365	1	1	0-1	61	151	9	.959	
29 Cullen Gassaway	.294	34-32	119	16	35	6	1	0	23	43	.361	13	1	28	3	.360	3	2	2-2	240	15	3	.988	
1 Rick Nomura	.292	44-42	154	35	45	12	1	3	24	68	.442	23	2	18	3	.385	3	2	4-6	101	129	4	.983	
27 Tucker Pennell	.231	40-34	117	12	27	10	0	2	11	43	.368	10	3	22	2	.308	0	3	2-3	281	48	4	.988	

33 Grant Koch	.308	22-15	52	10	16	2	1	2	13	26	.500	10	2	9	2	.438	0	0	0-0	72	12	1	.988	
15 Jake Arledge	.265	33-23	83	24	22	5	3	2	9	39	.470	19	5	19	2	.422	2	1	5-5	37	2	0	1.000	
19 Austin Catron	.256	25-20	82	12	21	2	1	2	16	31	.378	7	1	18	4	.312	3	2	1-2	23	1	1	.960	
8 Eric Cole	.247	28-21	85	13	21	2	1	0	7	25	.294	11	1	21	0	.337	1	4	1-1	29	0	0	1.000	
7 Darien Simms	.222	24-4	27	12	6	0	0	0	3	6	.222	3	2	8	0	.344	0	2	5-5	6	0	0	1.000	
24 Chad Spanberger	.221	27-23	86	11	19	4	0	6	15	41	.477	11	2	33	0	.323	0	1	0-0	31	0	0	1.000	
5 Cody Scroggins	.143	22-12	35	4	5	0	0	0	2	5	.143	6	0	6	1	.268	0	3	2-2	13	20	0	1.000	
44 Alex Gosser	.143	8-3	14	3	2	0	0	0	2	2	.143	2	0	3	0	.235	1	0	0-0	17	0	0	1.000	
26 Jack Benninghoff	.111	14-4	18	6	2	0	0	0	0	2	.111	4	0	7	0	.273	0	1	0-0	4	0	0	1.000	
25 Dominic Taccolini	.000	1-1	0	0	0	0	0	0	0	0	.000	0	0	0	0	.000	0	0	0-0	7	6	0	1.000	
Totals	.284	45	1527	289	433	79	12	44	257	668	.437	188	34	317	29	.370	23	25	31-42	1196	509	45	.974	
Opponents	.268	45	1507	241	404	74	7	27	223	573	.380	182	38	379	36	.359	12	29	43-74	1160	417	64	.961	

LOB - Team (349), Opp (332). DPs turned - Team (40), Opp (33). CI - Team (1), Koch, G. 1, Opp (1). IBB - Team (5), Eagan, C. 2, Shaddy, C. 1, Bernal, M. 1, Spanberger C 1, Opp (2). Picked off - Spanberger C 2, Eagan, C. 1, Bonfield, L. 1, Arledge, J. 1, Cole, E. 1.

(All games Sorted by Earned run avg)

Player	era	w-l	app	gs	cg	sho	sv	ip	h	r	er	bb	so	2b	3b	hr	b/avg	wp	hp	bks	sfa	sha
25 Dominic Taccolini	4.81	5-2	12	10	1	1/0	0	58.0	55	32	31	17	53	6	1	3	.252	1	5	0	2	5

36 Cannon Chadwick	1.76	1-0	8	0	0	0/1	0	15.1	13	4	3	4	10	2	0	0	.241	0	1	0	1	1
46 Barrett Loseke	2.89	1-2	13	5	0	0/1	0	28.0	20	9	9	16	30	3	1	1	.211	6	2	0	0	2
5 Cody Scroggins	3.00	0-0	3	0	0	0/0	0	3.0	1	1	1	2	1	0	0	0	.125	2	1	0	0	0
16 Blaine Knight	3.25	2-1	15	5	0	0/0	1	36.0	42	15	13	10	33	6	0	2	.294	0	0	1	0	3
14 Doug Willey	3.42	1-2	22	0	0	0/2	3	23.2	27	10	9	6	26	5	0	1	.297	0	2	0	1	0
55 Isaiah Campbell	3.57	3-0	10	5	0	0/0	0	22.2	24	13	9	5	18	3	0	4	.273	1	2	0	0	3
10 Josh Alberius	3.67	3-0	21	0	0	0/2	0	27.0	29	13	11	7	33	7	2	2	.282	2	4	0	1	1
32 Zach Jackson	5.11	3-4	15	4	1	1/0	4	44.0	36	29	25	30	54	8	0	3	.221	5	4	0	1	5
38 Jordan Rodriguez	5.14	0-0	19	0	0	0/1	1	14.0	10	8	8	9	13	2	0	3	.200	0	1	0	0	1
37 Weston Rogers	5.21	1-1	10	5	0	0/1	0	19.0	18	11	11	5	17	1	1	2	.257	1	0	0	0	4
11 Keaton McKinney	5.84	1-3	11	10	0	0/0	0	44.2	51	36	29	26	26	12	1	3	.291	4	6	0	1	3
28 James Teague	6.58	3-3	15	1	0	0/0	0	26.0	28	21	19	16	29	7	1	2	.295	4	2	0	3	1
21 Kacey Murphy	6.75	0-0	13	0	0	0/1	0	9.1	13	8	7	8	9	4	0	0	.325	0	2	0	0	0
30 Hunter Hart	7.62	1-0	10	0	0	0/0	0	13.0	12	14	11	12	14	3	0	0	.261	7	3	0	1	0
34 Jake Reindl	8.10	0-0	4	0	0	0/1	0	3.1	5	3	3	0	3	1	0	0	.333	1	0	0	0	0
13 Ty Harris	9.64	0-0	7	0	0	0/2	0	4.2	6	5	5	5	2	0	0	1	.316	2	1	0	0	0
18 Anthony Dahl	11.57	1-1	6	0	0	0/0	0	7.0	14	9	9	4	8	4	0	0	.412	0	2	0	1	0
Totals	4.81	26-19	45	45	2	4/2	9	398.2	404	241	213	182	379	74	7	27	.268	36	38	1	12	29
Opponents	5.73	19-26	45	45	2	0/0	10	386.2	433	289	246	188	317	79	12	44	.284	37	34	3	23	25

PB - Team (6), Pennell, T. 4, Koch, G. 2, Opp (10). Pickoffs - Team (12), Pennell, T. 4, Teague, J. 2, Loseke, B. 2, Alberius, J. 2, Rogers, W. 1, Hart, H. 1, Opp (6). SBA/ATT - Pennell, T. (37-59), Koch, G. (5-14), Taccolini, D (8-14), Knight, B. (5-10), Jackson, Z. (8-9), Teague, J. (3-7), McKinney, K. (3-7), Willey, D. (3-6), Rogers, W. (4-5), Chadwick, C. (2-4), Campbell, I. (1-4), Loseke, B. (2-3), Hart, H. (2-3), Gosser, A. (1-1), Alberius, J. (1-1), Dahl, A. (1-1).



2016 CONFERENCE STATISTICS



Arkansas Baseball
Conference statistics for Arkansas (as of May 03, 2016)
(SEC games only Sorted by Batting avg)



Record: 7-14 Home: 5-7 Away: 2-7 SEC: 7-14

Player	avg	gp-gs	ab	r	h	2b	3b	hr	rbi	tb	slg%	bb	hp	so	gdp	ob%	sf	sh	sb-att	po	a	e	fld%	
3 Michael Bernal	.320	20-20	75	17	24	2	1	4	16	40	.533	6	3	14	2	.393	0	0	0-1	26	63	5	.947	
20 Carson Shaddy	.316	21-21	79	15	25	5	0	2	12	36	.456	11	0	21	1	.400	0	0	3-4	24	24	5	.906	
1 Rick Nomura	.312	21-21	77	13	24	8	0	0	8	32	.416	8	1	10	1	.379	1	0	1-1	43	61	2	.981	
17 Luke Bonfield	.303	21-20	76	12	23	3	0	4	14	38	.500	7	0	21	1	.361	0	0	0-1	17	0	1	.944	
29 Cullen Gassaway	.298	16-15	57	6	17	5	0	0	9	22	.386	3	0	16	0	.333	0	2	1-1	97	6	1	.990	
9 Clark Eagan	.276	21-21	87	11	24	2	1	1	8	31	.356	7	1	16	2	.333	1	0	0-0	99	11	1	.991	
27 Tucker Pennell	.185	21-20	65	4	12	3	0	1	6	18	.277	5	2	15	1	.264	0	1	0-0	149	25	4	.978	

26 Jack Benninghoff	1.000	2-0	1	0	1	0	0	0	0	1	1.000	0	0	0	0	1.000	0	0	0-0	0	0	0	.000	
19 Austin Catron	.357	8-6	28	6	10	1	1	1	5	16	.571	1	0	9	1	.367	1	0	1-1	0	0	0	.000	
24 Chad Spanberger	.261	14-13	46	7	12	1	0	3	6	22	.478	4	1	17	0	.333	0	0	0-0	22	0	0	1.000	
44 Alex Gosser	.200	4-2	10	1	2	0	0	0	2	2	.200	0	0	1	0	.182	1	0	0-0	9	0	0	1.000	
8 Eric Cole	.174	9-5	23	1	4	1	0	0	0	5	.217	2	0	6	0	.240	0	0	0-0	9	0	0	1.000	
15 Jake Arledge	.171	15-10	35	6	6	2	1	0	2	10	.286	5	0	13	2	.268	1	1	1-1	20	2	0	1.000	
5 Cody Scroggins	.167	9-7	18	1	3	0	0	0	0	3	.167	3	0	4	0	.286	0	1	1-1	3	8	0	1.000	
33 Grant Koch	.160	10-5	25	2	4	0	0	1	5	7	.280	3	0	4	1	.250	0	0	0-0	9	1	0	1.000	
7 Darien Simms	.105	9-3	19	2	2	0	0	0	1	2	.105	1	1	8	0	.190	0	0	1-1	5	0	0	1.000	
Totals	.268	21	721	104	193	33	4	17	94	285	.395	66	9	175	12	.335	5	5	9-12	545	221	21	.973	
Opponents	.301	21	720	143	217	44	4	16	135	317	.440	105	19	170	14	.400	9	9	20-34	549	197	21	.973	

LOB - Team (153), Opp (174). DPs turned - Team (16), Opp (14). IBB - Team (0), Opp (2). Picked off - Eagan, C. 1, Bonfield, L. 1, Spanberger C 1.

(SEC games only Sorted by Earned run avg)

Player	era	w-l	app	gs	cg	sho	sv	ip	h	r	er	bb	so	2b	3b	hr	b/avg	wp	hp	bksfa	sha	
11 Keaton McKinney	5.52	1-3	7	6	0	0/0	0	29.1	35	23	18	17	22	9	1	2	.294	4	3	0	1	1
32 Zach Jackson	6.25	2-3	8	4	1	1/0	1	31.2	27	25	22	23	38	7	0	2	.221	4	2	0	1	0
25 Dominic Taccolini	6.54	2-2	7	6	1	1/0	0	31.2	41	24	23	11	27	5	1	3	.320	1	4	0	2	4

36 Cannon Chadwick	0.00	0-0	1	0	0	0/0	0	2.2	2	0	0	0	0	0	0	0	.200	0	0	0	0	0
37 Weston Rogers	0.00	0-0	1	0	0	0/0	0	0.0	1	0	0	0	0	0	0	0	1.000	0	0	0	0	0
16 Blaine Knight	1.38	0-1	6	0	0	0/0	0	13.0	15	4	2	4	12	2	0	1	.283	0	0	0	0	0
10 Josh Alberius	2.25	1-0	10	0	0	0/0	0	12.0	12	5	3	3	13	6	0	1	.279	1	1	0	1	1
5 Cody Scroggins	3.00	0-0	3	0	0	0/0	0	3.0	1	1	1	2	1	0	0	0	.125	2	1	0	0	0
55 Isaiah Campbell	3.68	0-0	4	0	0	0/0	0	7.1	10	6	3	1	5	2	0	1	.303	0	0	0	0	0
46 Barrett Loseke	5.28	0-2	6	4	0	0/0	0	15.1	13	9	9	10	18	2	1	1	.241	4	1	0	0	1
38 Jordan Rodriguez	7.20	0-0	8	0	0	0/0	0	5.0	3	4	4	6	4	0	0	2	.176	0	1	0	0	1
14 Doug Willey	8.10	1-1	8	0	0	0/0	0	10.0	17	9	9	3	13	3	0	1	.415	0	2	0	1	0
28 James Teague	10.80	0-2	6	1	0	0/0	0	13.1	20	17	16	12	11	4	1	1	.385	1	2	0	2	1
30 Hunter Hart	12.27	0-0	2	0	0	0/0	0	3.2	5	6	5	6	3	2	0	0	.357	1	1	0	1	0
21 Kacey Murphy	16.88	0-0	4	0	0	0/0	0	2.2	10	5	5	3	3	2	0	0	.588	0	0	0	0	0
13 Ty Harris	45.00	0-0	2	0	0	0/0	0	1.0	5	5	5	4	0	0	0	1	.625	1	1	0	0	0
Totals	6.19	7-14	21	21	2	2/0	1	181.2	217	143	125	105	170	44	4	16	.301	19	19	0	9	9
Opponents	4.33	14-7	21	21	2	0/0	6	183.0	193	104	88	66	175	33	4	17	.268	13	9	1	5	5

PB - Team (3), Pennell, T. 2, Koch, G. 1, Opp (3). Pickoffs - Team (6), Pennell, T. 2, Loseke, B. 2, Alberius, J. 2, Opp (3). SBA/ATT - Pennell, T. (19-32), Taccolini, D (4-7), Jackson, Z. (6-7), Willey, D. (1-4), Knight, B. (2-4), Hart, H. (2-3), Teague, J. (0-3), McKinney, K. (1-2), Koch, G. (1-2), Loseke, B. (2-2), Campbell, I. (1-1), Chadwick, C. (1-1).

2016 STARTERS RECORDS



Arkansas Baseball
Miscellaneous Stats for Arkansas (as of May 03, 2016)
(All games)


Starting Lineup By Position
(Team W-L record when starter)

PITCHER:		
25 Dominic Taccolini	10	(8-2)
11 Keaton McKinney	10	(5-5)
55 Isaiah Campbell	5	(5-0)
16 Blaine Knight	5	(3-2)
37 Weston Rogers	5	(2-3)
46 Barrett Loseke	5	(2-3)
32 Zach Jackson	4	(1-3)
28 James Teague	1	(0-1)
CATCHER:		
27 Tucker Pennell	34	(18-16)
33 Grant Koch	9	(8-1)
44 Alex Gosser	2	(0-2)
FIRST BASE:		
29 Cullen Gassaway	30	(16-14)
9 Clark Eagan	13	(8-5)
19 Austin Catron	2	(2-0)
SECOND BASE:		
1 Rick Nomura	42	(24-18)
5 Cody Scroggins	3	(2-1)
THIRD BASE:		
20 Carson Shaddy	34	(19-15)
5 Cody Scroggins	8	(5-3)
9 Clark Eagan	3	(2-1)
SHORTSTOP:		
3 Michael Bernal	44	(26-18)
5 Cody Scroggins	1	(0-1)
LEFT FIELD:		
17 Luke Bonfield	29	(16-13)
15 Jake Arledge	8	(5-3)
8 Eric Cole	6	(4-2)
26 Jack Benninghoff	1	(0-1)
7 Darien Simms	1	(1-0)
CENTER FIELD:		
9 Clark Eagan	29	(16-13)
20 Carson Shaddy	8	(5-3)
15 Jake Arledge	5	(4-1)
8 Eric Cole	1	(0-1)
7 Darien Simms	1	(0-1)
26 Jack Benninghoff	1	(1-0)
RIGHT FIELD:		
24 Chad Spanberger	21	(12-9)
8 Eric Cole	14	(10-4)
15 Jake Arledge	10	(4-6)
DESIGNATED HITTER:		
19 Austin Catron	18	(10-8)
17 Luke Bonfield	10	(7-3)
33 Grant Koch	6	(3-3)
26 Jack Benninghoff	2	(2-0)
7 Darien Simms	2	(1-1)
24 Chad Spanberger	2	(1-1)
29 Cullen Gassaway	2	(1-1)
44 Alex Gosser	1	(0-1)
25 Dominic Taccolini	1	(1-0)
20 Carson Shaddy	1	(0-1)

Starting Lineup By Lineup Spot
(Team W-L record when starter)

LEADOFF:		
9 Clark Eagan	22	(11-11)
8 Eric Cole	15	(12-3)
15 Jake Arledge	5	(2-3)
7 Darien Simms	3	(1-2)
2ND SPOT:		
20 Carson Shaddy	27	(15-12)
15 Jake Arledge	12	(9-3)
8 Eric Cole	2	(0-2)
19 Austin Catron	1	(1-0)
26 Jack Benninghoff	1	(0-1)
7 Darien Simms	1	(1-0)
9 Clark Eagan	1	(0-1)
3RD SPOT:		
9 Clark Eagan	22	(15-7)
17 Luke Bonfield	13	(6-7)
20 Carson Shaddy	8	(4-4)
19 Austin Catron	2	(1-1)
CLEANUP:		
29 Cullen Gassaway	31	(17-14)
17 Luke Bonfield	7	(3-4)
3 Michael Bernal	3	(3-0)
19 Austin Catron	2	(1-1)
20 Carson Shaddy	1	(1-0)
24 Chad Spanberger	1	(1-0)
5TH SPOT:		
1 Rick Nomura	26	(17-9)
3 Michael Bernal	6	(1-5)
19 Austin Catron	6	(3-3)
24 Chad Spanberger	3	(2-1)
20 Carson Shaddy	2	(2-0)
33 Grant Koch	1	(1-0)
44 Alex Gosser	1	(0-1)
6TH SPOT:		
17 Luke Bonfield	18	(14-4)
1 Rick Nomura	7	(3-4)
3 Michael Bernal	6	(2-4)
20 Carson Shaddy	4	(2-2)
24 Chad Spanberger	3	(1-2)
33 Grant Koch	3	(2-1)
26 Jack Benninghoff	1	(1-0)
15 Jake Arledge	1	(1-0)
19 Austin Catron	1	(0-1)
29 Cullen Gassaway	1	(0-1)
7TH SPOT:		
24 Chad Spanberger	13	(7-6)
19 Austin Catron	8	(6-2)
1 Rick Nomura	6	(3-3)
3 Michael Bernal	5	(3-2)
33 Grant Koch	3	(3-0)
27 Tucker Pennell	3	(0-3)
15 Jake Arledge	2	(1-1)
26 Jack Benninghoff	2	(2-0)
20 Carson Shaddy	1	(0-1)
25 Dominic Taccolini	1	(1-0)
17 Luke Bonfield	1	(0-1)
8TH SPOT:		

2016 STARTERS RECORDS



Arkansas Baseball
Miscellaneous Stats for Arkansas (as of May 03, 2016)
(All games)



STARTERS SUMMARY

Player	GS	Position											Batting Order								
		p	c	1b	2b	3b	ss	lf	cf	rf	of	dh	1st	2nd	3rd	4th	5th	6th	7th	8th	9th
9 Clark Eagan	45	.	.	13	.	3	.	.	29	.	.	.	22	1	22
3 Michael Bernal	44	44	3	6	6	5	24	.
20 Carson Shaddy	43	34	.	.	8	.	.	1	.	27	8	1	2	4	1	.	.
1 Rick Nomura	42	.	.	.	42	26	7	6	2	1
17 Luke Bonfield	39	29	.	.	.	10	.	.	13	7	.	18	1	.	.
27 Tucker Pennell	34	.	34	3	10	21
29 Cullen Gassaw	32	.	.	30	2	.	.	.	31	.	1	.	.	.
24 Chad Spanberg	23	21	.	2	.	.	.	1	3	3	13	3	.
15 Jake Arledge	23	8	5	10	.	.	5	12	.	.	.	1	2	.	3
8 Eric Cole	21	6	1	14	.	.	15	2	1	3
19 Austin Catron	20	.	.	2	18	.	1	2	2	6	1	8	.	.
33 Grant Koch	15	.	9	6	.	.	.	1	3	3	4	4	.
5 Cody Scroggins	12	.	.	.	3	8	1	12
25 Dominic Taccol	11	10	1	1	.
11 Keaton McKinn	10	10
55 Isaiah Campbe	5	5
16 Blaine Knight	5	5
46 Barrett Loseke	5	5
37 Weston Rogers	5	5
32 Zach Jackson	4	4
26 Jack Benningh	4	1	1	.	.	2	.	1	.	.	.	1	2	.	.
7 Darien Simms	4	1	1	.	.	2	3	1
44 Alex Gosser	3	.	2	1	.	.	.	1	.	.	.	1	1
28 James Teague	1	1

Starting Pitching Breakdown

Game date	Opposing team	Starter	IP	H	R	ER	BB	SO	NP	Final
Feb. 19, 2016	Central Michigan	Taccolini, D.	7.0	1	1	1	1	3	79	W, 6-1
Feb. 20, 2016	Central Michigan	Knight, B.	5.0	4	2	2	0	3	74	W, 4-3
Feb. 21, 2016	Central Michigan	McKinney, K.	4.0	4	3	2	2	1	58	W, 9-4
Feb. 23, 2016	Mississippi Valley St.	Campbell, I.	2.0	2	1	1	0	1	23	W, 21-4
Feb. 24, 2016	Mississippi Valley St.	Rogers, W.	2.0	1	0	0	0	4	28	W, 20-0
Feb. 26, 2016	No. 24 Rice	Taccolini, D.	6.0	5	2	2	1	6	85	W, 5-2
Feb. 27, 2016	No. 9 Houston	Knight, B.	2.0	4	1	1	1	3	39	W, 12-3
Feb. 28, 2016	No. 23 Texas Tech	McKinney, K.	0.2	3	5	5	2	1	37	W, 10-6
March 2, 2016	Louisiana Tech	Rogers, W.	2.2	3	2	2	1	1	48	L, 3-2
March 4, 2016	Eastern Illinois	Taccolini, D.	5.0	4	2	2	1	5	74	W, 5-2
March 5, 2016	Eastern Illinois	Knight, B.	3.1	7	5	5	1	4	54	L, 10-8
March 6, 2016	Eastern Illinois	McKinney, K.	7.0	4	2	1	1	1	95	W, 3-2
March 8, 2016	Gonzaga	CANCELLED								
March 9, 2016	Gonzaga	Rogers, W.	1.2	2	2	2	1	1	27	L, 15-10
March 11, 2016	Western Illinois	Taccolini, D.	7.0	2	1	1	2	9	109	W, 3-2
March 12, 2016	Western Illinois	McKinney, K.	3.2	5	3	3	4	1	65	W, 9-3
March 13, 2016	Western Illinois	Loseke, B.	4.0	1	0	0	1	4	48	W, 3-0
March 15, 2016	Grambling State	Campbell, I.	4.0	4	3	3	1	4	57	W, 14-4
March 16, 2016	Grambling State	Rogers, W.	4.0	3	2	2	0	2	61	W, 3-2
March 18, 2016	at #12 South Carolina	Taccolini, D.	6.0	12	8	8	1	2	113	L, 10-6
March 19, 2016	at #12 South Carolina	Loseke, B.	4.0	3	2	2	3	3	70	L, 6-2
March 20, 2016	at #12 South Carolina	McKinney, K.	4.2	7	4	3	0	4	82	L, 8-6
March 25, 2016	Auburn	Taccolini, D.	2.0	6	2	2	3	3	65	W, 3-2
March 26, 2016	Auburn	McKinney, K.	6.0	3	0	0	5	3	101	W, 14-7
March 27, 2016	Auburn	Loseke, B.	2.2	4	1	1	1	2	48	W, 3-1
March 29, 2016	at #16 Oklahoma State	Knight, B.	2.0	4	3	3	1	1	54	L, 5-4
April 1, 2016	Missouri	Taccolini, D.	1.0	4	3	2	1	0	35	W, 7-6
April 2, 2016	Missouri	McKinney, K.	3.2	6	6	6	4	2	92	L, 8-5
April 3, 2016	Missouri	Loseke, B.	3.1	2	3	3	1	4	45	L, 10-1
April 6, 2016	vs. Memphis	Campbell, I.	2.2	2	0	0	1	2	34	W, 12-4
April 8, 2016	at No. 14 Ole Miss	Teague, J.	3.0	8	7	7	2	3	51	L, 7-3
April 9, 2016	at No. 14 Ole Miss	Jackson, Z.	5.0	8	6	5	1	8	100	L, 14-9
April 10, 2016	at No. 14 Ole Miss	Loseke, B.	1.0	2	3	3	2	3	32	L, 8-7
April 12, 2016	vs. Louisiana Monroe	Knight, B.	3.0	1	0	0	1	3	39	W, 3-1
April 14, 2016	No. 2 Florida	Taccolini, D.	3.0	1	3	3	3	2	54	L, 12-8
April 15, 2016	No. 2 Florida	McKinney, K.	4.0	5	3	3	4	5	90	L, 9-2
April 16, 2016	No. 2 Florida	Jackson, Z.	5.1	1	4	4	4	5	104	L, 8-2
April 19, 2016	No. 25 Creighton	Campbell, I.	3.0	2	0	0	0	2	26	W, 6-2
April 21, 2016	at No. 12 Kentucky	Taccolini, D.	10.0	5	0	0	0	10	125	W, 1-0
April 22, 2016	at No. 12 Kentucky	Jackson, Z.	7.0	2	0	0	3	8	106	W, 2-0
April 23, 2016	at No. 12 Kentucky	McKinney, K.	3.1	4	3	3	3	2	65	L, 5-4
April 26, 2016	#18 Oklahoma State	Campbell, I.	3.1	3	3	2	2	3	63	W, 7-6
April 30, 2016	#2 Texas A&M	Taccolini, D.	6.0	9	5	5	2	6	102	W, 9-5
April 30, 2016	#2 Texas A&M	Jackson, Z.	4.2	6	7	7	4	6	101	L, 11-8
May 1, 2016	#2 Texas A&M	McKinney, K.	5.2	6	5	1	1	5	94	L, 6-2
May 3, 2016	at Missouri State	Rogers, W.	3.0	3	3	3	1	4	49	L, 14-6
May 6, 2016	at LSU	--	--	--	--	--	--	--	--	--
May 7, 2016	at LSU	--	--	--	--	--	--	--	--	--
May 8, 2016	at LSU	--	--	--	--	--	--	--	--	--
May 13, 2016	Alabama	--	--	--	--	--	--	--	--	--
May 14, 2016	Alabama	--	--	--	--	--	--	--	--	--
May 15, 2016	Alabama	--	--	--	--	--	--	--	--	--
May 17, 2016	Missouri State	--	--	--	--	--	--	--	--	--
May 19, 2016	at Mississippi State	--	--	--	--	--	--	--	--	--
May 20, 2016	at Mississippi State	--	--	--	--	--	--	--	--	--
May 21, 2016	at Mississippi State	--	--	--	--	--	--	--	--	--

Run Support

Pitcher	Starts	Runs	Runs/Game	Team Record
Taccolini, D.	10	53	5.3	8-2
Knight, B.	5	31	6.2	3-2
McKinney, K.	10	64	6.4	5-5
Campbell, I.	5	60	12.0	5-0
Rogers, W.	5	41	8.2	2-3
Loseke, B.	5	16	3.2	2-3
Teague, J.	1	3	3.0	0-1
Jackson, Z.	4	21	5.3	1-3
TOTALS	45	289	6.42	26-19

Quality Starts

Pitcher	Total Starts	Quality Starts	Record in QS
Taccolini, D.	10	5	4-1
McKinney, K.	10	2	2-0
Knight, B.	5	0	--
Campbell, I.	5	0	--
Rogers, W.	5	0	--
Jackson, Z.	4	1	1-0
Teague, J.	1	0	--
Loseke, B.	5	0	--
TOTALS	45	8	7-1

Starters Statistics

Player	ERA	W	L	APP	GS	CG	SHO	CBO	SV	IP	H	R	ER	BB	SO	2B	3B	HR	AB	B/Avg	WP	HBP	BK	SFA	SHA
55 Isaiah Campbell	3.60	3	0	5	5	0	0	0	0	15.0	13	7	6	4	12	1	0	3	53	.245	1	0	0	0	3
25 Dominic Taccolini	4.42	5	2	10	10	1	1	0	0	53.0	49	27	26	15	46	5	1	2	198	.247	1	4	0	2	4
46 Barrett Loseke	5.40	1	2	5	5	0	0	1	0	15.0	12	9	9	8	16	1	1	1	54	.222	2	1	0	0	0
11 Keaton McKinney	5.70	1	3	10	10	0	0	0	0	42.2	47	34	27	26	25	11	1	3	165	.285	3	6	0	1	3
37 Weston Rogers	6.08	1	1	5	5	0	0	1	0	13.1	12	9	9	3	12	1	1	1	49	.245	0	0	0	0	3
16 Blaine Knight	6.46	1	0	5	5	0	0	0	0	15.1	20	11	11	4	14	4	0	1	60	.333	0	0	0	0	3
32 Zach Jackson	6.55	1	2	4	4	1	1	0	0	22.0	17	17	16	12	27	5	0	1	82	.207	3	2	0	1	0
28 James Teague	21.00	0	1	1	1	0	0	0	0	3.0	8	7	7	2	3	3	0	0	14	.571	0	0	0	2	0
Totals	5.57	13	11	45	45	2	4	2	0	179.1	178	121	111	74	155	31	4	12	675	.264	10	13	0	6	16



Team Game Highs (2016)

Batting

At bats:	44	vs Eastern Illinois (Mar 05, 2016)
	44	vs Texas A&M (Apr 30, 2016)
Runs scored:	21	vs Miss. Valley State (Feb 23, 2016)
Hits:	19	vs Miss. Valley State (Feb 23, 2016)
RBI's:	21	vs Miss. Valley State (Feb 23, 2016)
Doubles:	6	vs Western Illinois (Mar 12, 2016)
	6	vs Grambling State (Mar 15, 2016)
Triples:	2	vs Miss. Valley State (Feb 23, 2016)
Home runs:	4	vs Auburn (Mar 26, 2016)
Total bases:	35	vs Miss. Valley State (Feb 23, 2016)
Walks:	13	vs Eastern Illinois (Mar 05, 2016)
Strikeouts:	16	vs Texas A&M (Apr 30, 2016)
Sac hits:	3	vs Central Michigan (Feb 19, 2016)
	3	vs Central Michigan (Feb 20, 2016)
Sac flies:	4	vs Miss. Valley State (Feb 24, 2016)
Stolen bases:	4	vs Western Illinois (Mar 12, 2016)
Hit by pitch:	4	vs ULM (Apr 12, 2016)
Caught stealing:	2	vs Eastern Illinois (Mar 06, 2016)
Runners LOB:	14	vs Eastern Illinois (Mar 05, 2016)
Hit into DP:	3	at Ole Miss (Apr 10, 2016)
	3	at Missouri State (May 03, 2016)

Fielding

Putouts:	36	vs Eastern Illinois (Mar 05, 2016)
Assists:	22	vs Eastern Illinois (Mar 05, 2016)
Errors:	6	vs Eastern Illinois (Mar 05, 2016)
Passed balls:	2	vs Central Michigan (Feb 21, 2016)
DPs turned:	3	vs Texas Tech (Feb 28, 2016 at Houston, Texas)
	3	vs Florida (Apr 15, 2016)
	3	vs Texas A&M (Apr 30, 2016)

Pitching

Innings pitched:	12.0	vs Eastern Illinois (Mar 05, 2016)
Runs allowed:	15	vs Gonzaga (Mar 09, 2016)
Earned runs:	14	vs Gonzaga (Mar 09, 2016)
Walks allowed:	9	vs Auburn (Mar 25, 2016)
	9	vs Florida (Apr 16, 2016)
Strikeouts:	14	vs Western Illinois (Mar 11, 2016)
Hits allowed:	18	vs Gonzaga (Mar 09, 2016)
Doubles allowed:	7	at Ole Miss (Apr 09, 2016)
Triples allowed:	3	at Missouri State (May 03, 2016)
Homers allowed:	2	(6 games)
Wild pitches:	4	vs Gonzaga (Mar 09, 2016)
Hit batters:	5	vs Gonzaga (Mar 09, 2016)

Individual Game Highs (2016)

Batting

At bats:	7	Carson Shaddy vs Eastern Illinois (Mar 05, 2016)
Runs scored:	4	(4 games)
Hits:	4	Rick Nomura vs Western Illinois (Mar 12, 2016)
RBI's:	6	Carson Shaddy vs Grambling State (Mar 15, 2016)
Doubles:	2	(6 games)
Triples:	1	(12 games)
Home runs:	2	(4 games)
Total bases:	9	Jake Arledge vs Eastern Illinois (Mar 05, 2016)
Walks:	3	(5 games)
Strikeouts:	5	Chad Spanberger vs Texas A&M (Apr 30, 2016)
Sac hits:	1	(25 games)
Sac flies:	2	Clark Eagan vs Miss. Valley State (Feb 24, 2016)
Stolen bases:	2	Carson Shaddy at Ole Miss (Apr 08, 2016)
Hit by pitch:	2	Luke Bonfield vs Oklahoma State (Apr 26, 2016)
Caught stealing:	1	(11 games)
Runners LOB:	7	Austin Catron vs Eastern Illinois (Mar 06, 2016)

Fielding

Putouts:	15	Cullen Gassaway vs Florida (Apr 15, 2016)
	15	Clark Eagan at Kentucky (Apr 22, 2016)
Assists:	9	Michael Bernal vs Florida (Apr 15, 2016)
Errors:	2	(4 games)
Passed balls:	2	Tucker Pennell vs Central Michigan (Feb 21, 2016)

Pitching

Innings pitched:	10.0	Dominic Taccolini at Kentucky (Apr 22, 2016)
Runs allowed:	8	Dominic Taccolini at South Carolina (Mar 18, 2016)
Earned runs:	8	Dominic Taccolini at South Carolina (Mar 18, 2016)
Walks allowed:	5	Zach Jackson at South Carolina (Mar 20, 2016)
	5	Keaton McKinney vs Auburn (Mar 26, 2016)
Strikeouts:	10	Dominic Taccolini at Kentucky (Apr 22, 2016)
Hits allowed:	12	Dominic Taccolini at South Carolina (Mar 18, 2016)
Doubles allowed:	3	(4 games)
Triples allowed:	2	Josh Alberius at Missouri State (May 03, 2016)
Homers allowed:	2	Isaiah Campbell vs Grambling State (Mar 15, 2016)
	2	Jordan Rodriguez vs Missouri (Apr 01, 2016)
	2	Dominic Taccolini vs Texas A&M (Apr 30, 2016)
Wild pitches:	3	Hunter Hart vs Gonzaga (Mar 09, 2016)
Hit batters:	2	(5 games)

The Last Time an Arkansas Player...

4 Hits in a gameRick Nomura vs. Western Illinois, March 12, 2016
 5 Hits in a game Andy Wilkins at No. 9 Oklahoma (Norman Regional), May 31, 2009
 6 Hits in a game Jeremy Jackson vs. Northeastern (Okla.), April 16, 1997

2 Hits in an inning.....Tyler Spoon and Brian Anderson, at No. 6 South Carolina, March 22, 2013

2 Doubles in a game Carson Shaddy vs. Grambling State, March 15, 2016
 3 Doubles in a game Joe Serrano vs. South Alabama, February 28, 2014
 4 Doubles in a game Rodney Nye vs. La. Tech, March 31, 1998
 2 Triples in a game Bobby Wernes vs. North Dakota, Feb. 14, 2015

Led off a game with a HR.....Tim Carver vs. Oral Roberts, April 24, 2012
 2 Home runs in a game Michael Bernal vs. Auburn, March 26, 2016
 3 Home runs in a game Brett Eibner vs. Grambling State, June 4, 2010
 Grand SlamRick Nomura vs. Gonzaga, March 9, 2016
 HR in consecutive AB..... Michael Bernal vs. Auburn, March 26, 2016
 HR in 4 straight gamesAaron Murphree vs. OSU, So. Dakota St. & Siena, March 2-8, 2008
 HR in 5 straight gamesAaron Murphree vs. OSU, So. Dakota St. & Siena, March 2-8, 2008
 HR in 6 straight gamesAaron Murphree vs. OSU, So. Dakota St. & Siena, March 2-9, 2008
 Pinch-hit home run..... Chad Spanberger vs. Eastern Illinois, March 5, 2016
 Inside the park home run..... Andrew Benintendi vs. Miss Valley State, April 8, 2015
 Back-to-Back Home Runs.. Joe Serrano and Andrew Benintendi at Auburn, April 3, 2015

4 Runs in a gameRick Nomura vs. Grambling State, March 15, 2016
 5 Runs in a gameAndrew Benintendi vs Mississippi Valley State, April 8, 2015
 6 Runs in a game Jeremy Jackson vs. Northeastern (Okla.), April 16, 1997

4 RBI in a game Chad Spanberger vs. #25 Creighton, April 19, 2016
 5 RBI in a gameRick Nomura vs. Gonzaga, March 9, 2016
 6 RBI in a game Carson Shaddy vs. Grambling State, March 15, 2016
 7 RBI in a game Brett Eibner vs. Grambling State (Fayetteville Regional), June 4, 2010
 8 RBI in a game Rodney Nye vs. ORU, April 14, 1999
 9 RBI in a game Ryan Lundquist vs. Central Missouri St., March 4, 1997

2 Stolen bases in a game.....Carson Shaddy at #14 Ole Miss, April 8, 2016
 3 Stolen bases in a game.....Andrew Benintendi vs Stephen F. Austin, April 15, 2015
 4 Stolen bases in a game.....Logan Forsythe vs. Ole Miss, May 19, 2007
 Stole home Bobby Wernes vs. Ole Miss, March 28, 2015

2 Errors in a gameMichael Bernal and Tucker Pennell vs. No. 2 Florida, April 14, 2016
 3 Errors in a game Bobby Wernes, at LSU, April 12, 2014
 4 Errors in a game Chris Shaddy vs. TCU, April 27, 1980

9-Inning no-hitter Scott Roehl vs. Kansas St., March 20, 2001
 9-Inning combined no-hitterNick Schmidt (6.0), Brian McLelland (1.0) & Devin Collis (2.0) vs. Oklahoma State, February 12, 2006
 1-Hitter.....Brett Eibner (9.0) at No. 1 Georgia, April 19, 2009
 1-Hitter combined . Colin Poché (5.0 IP, 1H), Cade Lynch (2.0 IP, 0 H), vs. New Orleans, February 19, 2013
 2-Hitter.....Keaton McKinney at Alabama, May 2, 2015
 2-Hitter combined..... Loseke (4.0 IP, 1 H), Murphy (1.2 IP, 0 H), Alberius (1.2 IP, 0 H), Harris (0.2 IP, 0 H), Willey (0.2 IP, 1 H), Rodriguez (0.1 IP, 0 H) vs. Western Illinois, March 13, 2016)
 3-Hitter.....Ryne Stanek (9.0 IP), at No. 6 South Carolina, March 23, 2013
 3-Hitter combined.. Keaton McKinney and Dominic Taccolini vs Tennessee, May 10, 2015
 Complete game..... Dominic Taccolini at #12 Kentucky, April 22, 2016
 Complete-game shutout Dominic Taccolini at #12 Kentucky, April 22, 2016
 10-inning or more start . Dominic Taccolini at #12 Kentucky (10 innings), April 22, 2016
 Had 10 strikeouts Dominic Taccolini at #12 Kentucky, April 22, 2016
 Had 11 strikeouts Mike Bolsinger at No. 11 Ole Miss, May 9, 2010
 Had 12 strikeouts Drew Smyly vs. No. 9 Oklahoma (Norman Regional), May 31, 2009
 Had 13 strikeouts Nick Schmidt vs. Georgia, March 24, 2006
 Had 14 strikeouts David Walling vs. South Carolina, May 16, 1999
 Had 15 strikeouts Nick Schmidt vs. Auburn, May 18, 2006
 Had 16 strikeouts David Walling vs. Eastern Illinois, Feb. 20, 1998
 Had 17 strikeouts Jess Todd vs. South Carolina (SEC Tournament), May 24, 2007

The Last Time an Arkansas Team...

Scored 10 runs..... vs. Gonzaga, March 9, 2016
 Scored 11 runs..... vs. SE Missouri State, March 18, 2015
 Scored 12 runs..... vs. Memphis, April 6, 2016
 Scored 13 runs..... vs. Loyola Marymount, March 7, 2015
 Scored 14 runs..... vs. Auburn, March 26, 2016
 Scored 15 runs..... vs. Western Illinois, March 12, 2016
 Scored 16 runs..... at Missouri State, April 18, 2007
 Scored 17 runs..... vs. Villanova, February 19, 2012
 Scored 18 runs..... vs. Missouri State, June 5, 2015
 Scored 19 runs..... vs. Grambling State (Fayetteville Regional), June 4, 2010
 Scored 20 runs..... vs. Mississippi Valley State, Feb. 24, 2016
 Scored 21 runs..... vs. Mississippi Valley State, Feb. 23, 2016
 Scored 22 runs..... vs. Louisiana Tech, Feb. 14, 2004
 Scored 23 runs..... Never
 Scored 24 runs..... Missouri Southern, Feb. 11, 1998
 Scored 25 runs..... Missouri Southern, Feb. 4, 2001
 Scored 26 runs..... vs. Iowa (in Arlington, Texas), Feb. 14, 1997
 Scored 27 runs..... Never
 Scored 28 runs..... vs. Wisconsin-Milwaukee (2), Feb. 18, 2007
 Scored 29 runs..... Morningside, April 6, 1968
 Scored 30 runs..... at South Carolina, March 30, 1997
 Scored 31-32 runs..... 32 vs. Saint Louis, April 7, 2010
 Scored 33 + runs 33 vs. Southwest Baptist, March 21, 1984

Had 14 hits..... vs. Auburn, March 26, 2016
 Had 15 hits..... vs. Grambling State, March 15, 2016
 Had 16 hits..... vs. North Dakota, Feb. 14, 2015
 Had 17 hits..... vs. Memphis, April 6, 2016
 Had 18 hits..... vs. Missouri State, June 5, 2015
 Had 19 hits..... vs. Mississippi Valley State, Feb. 23, 2016
 Had 20 hits..... at Mississippi State, April 11, 2010
 Had 21 hits..... Kentucky, April 28, 2001
 Had 22 hits..... vs. Wisconsin-Milwaukee (2), Feb. 18, 2007
 Had 23 hits..... Centenary, March 31, 1999
 Had 24 hits..... Georgia, March 17, 2001
 Had 25 hits..... at Centenary, March 23, 2005
 Had 26-29 hits..... 28 at South Carolina, March 30, 1997
 Had 30 hits..... vs. Saint Louis, April 7, 2010
 Had 31+ hits..... 32 vs. Southwest Baptist, March 21, 1984

4 Errors in a game vs Miami, June 15, 2015
 5 Errors in a game vs. #2 Florida, April 14, 2016
 6 Errors in a game vs. Eastern Illinois, March 5, 2016
 7 Errors in a game vs. La. Tech, March 20, 2001

Was Shutout vs Florida, May 22, 2015 (10-0)
 Was Shutout Back-to-Back vs. LSU, April 23-24, 2005 (7-0, 6-0)
 Held to 1 hit..... vs. Missouri State, June 6, 2015
 Held to 2 hits at #3 Virginia, May 31, 2014
 Held to 3 hits vs Florida, May 21, 2015 (0-10)

Swept an SEC Home Series (three games) vs. Auburn, March 25-27, 2016
 Swept an SEC Road Series (three games) at Alabama, April 30-May 2, 2015

Was Swept in SEC Home Series vs. No. 2 Florida, April 14-16, 2016
 Was Swept in SEC Road Series at No. 14 Ole Miss, April 8-10, 2016

Swept a Non-conference Home Series..... vs. Grambling State, March 15-16, 2016
 Swept a Non-conference Road Series..... at McNeese State, March 23-24, 2010
 Was Swept in a Non-conference Home Series.....Gonzaga, March 10-11, 2015
 Was Swept in a Non-conference Road Series.....at Nebraska, April 16, 2013
 Won a Non-conference Home Series.....vs. Grambling State, March 15-16, 2016
 Lost a Non-conference Home Series vs. South Alabama, February 28-March 1, 2014
 Lost a Non-conference Road Seriesat Nebraska, April 16, 2013

Back-to-Back Shutouts UK (1-0) April 22 and UK (2-0) April 22-23, 2016
 Most Consecutive Shutouts 4 vs. Wisconsin (March 15-16, 1980)
 Shut out an opponent at home vs. Western Illinois (3-0), March 13, 2016
 Shut out an opponent on the road at #12 Kentucky (2-0), April 23, 2016
 Shut out an SEC opponent at home..... vs. South Carolina (7-0), April 5, 2014
 Shut out an SEC opponent on the road at #12 Kentucky (2-0), April 23, 2016



THE NATIONAL POLLS

Baseball America

May 2, 2016

1	Florida	37-7
2	Texas A&M	35-9
3	Mississippi St.	30-14
4	Miami	33-8
5	Florida State	29-12
6	South Carolina	34-9
7	Ole Miss	33-12
8	Texas Tech	34-13
9	Louisville	35-9
10	Vanderbilt	34-10
11	N.C. State	31-12
12	TCU	30-12
13	LSU	28-16
14	Rice	27-14
15	UC Santa Barbara	29-10
16	Virginia	30-17
17	Oregon State	28-12
18	Oklahoma State	28-15
19	Florida Atlantic	30-12
20	Tulane	28-14
21	Southern Miss	31-14
22	Minnesota	27-13
23	Washington	25-15
24	Michigan State	30-11
25	Creighton	30-9

D1Baseball

May 2, 2016

1	Florida	37-7
2	Texas A&M	35-9
3	Miami	33-8
4	Mississippi State	30-14-1
5	Florida State	29-12
6	N.C. State	31-12
7	South Carolina	34-9
8	Vanderbilt	34-10
9	Louisville	35-9
10	Texas Tech	34-13
11	Oregon State	28-12
12	Ole Miss	33-12
13	Virginia	30-17
14	Rice	27-14
15	TCU	30-12
16	Tulane	28-14
17	LSU	28-16
18	UC Santa Barbara	29-10-1
19	Minnesota	27-13
20	Oklahoma State	28-15
21	Washington	25-15
22	Georgia Tech	30-14
23	Coastal Carolina	31-14
24	East Carolina	27-16-1
25	UL-Lafayette	29-16

Perfect Game

May 2, 2016

1	Florida	37-7
2	Texas A&M	35-9
3	Mississippi State	30-14-1
4	Miami	33-8
5	Florida State	29-12
6	Vanderbilt	34-10
7	South Carolina	34-9
8	N.C. State	31-12
9	Louisville	35-9
10	Ole Miss	33-12
11	Oregon State	28-12
12	Texas Tech	34-13
13	TCU	30-12
14	Oklahoma State	28-15
15	UNC Wilmington	31-10
16	Tulane	28-14
17	UC Santa Barbara	29-10-1
18	Michigan	29-12
19	Florida Atlantic	30-12
20	Bryant	33-8
21	Southern Miss	31-14
22	Rice	27-14
23	Coastal Carolina	31-14
24	LSU	28-16
25	North Carolina	28-15

USA Today/ESPN

May 2, 2016

1	Florida	37-7
2	Texas A&M	35-9
3	Miami	33-8
4	Mississippi State	30-14-1
5	Vanderbilt	34-10
6	Louisville	35-9
7	South Carolina	34-9
8	Florida State	29-12
9	N.C. State	31-12
10	Ole Miss	33-12
10	Texas Tech	34-13
12	TCU	30-12
13	Oregon State	28-12
14	UC Santa Barbara	29-10-1
15	LSU	28-16
16	Virginia	30-17
17	Florida Atlantic	30-12
18	North Carolina	28-15
19	Oklahoma State	28-15
20	Georgia Tech	30-14
21	UL-Lafayette	29-16
22	Michigan	29-12
23	Creighton	30-9
24	Coastal Carolina	31-14
25	Minnesota	27-13

Collegiate Baseball

May 2, 2016

1	Florida	37-7
2	South Carolina	34-9
3	Miami	33-8
4	Florida State	29-12
5	Texas A&M	35-9
6	Vanderbilt	34-10
7	Louisville	35-9
8	Mississippi State	30-14-1
9	N.C. State	31-12
10	Texas Tech	34-13
11	Virginia	30-17
12	TCU	30-12
13	UC Santa Barbara	29-10-1
14	Washington	25-15
15	Oregon State	28-12
16	Oklahoma State	28-15
17	Cal State Fullerton	27-15
18	Southern Miss	31-14
19	Arizona	28-16
20	Minnesota	27-13
21	Rice	27-14
22	South Alabama	33-12
23	Georgia Tech	30-14
24	Long Beach State	26-16
25	Coastal Carolina	31-14

NCBWA

May 2, 2016

1	Florida	37-7
2	Texas A&M	35-9
3	Mississippi State	30-14-1
4	Miami	33-8
5	Louisville	35-9
6	Vanderbilt	34-10
7	Florida State	29-12
8	South Carolina	34-9
9	N.C. State	31-12
10	TCU	30-12
11	Ole Miss	33-12
12	Oregon State	28-12
13	UC Santa Barbara	29-10-1
14	Texas Tech	34-13
15	LSU	28-16
16	Virginia	30-17
17	North Carolina	28-15
18	Oklahoma State	28-15
19	UL-Lafayette	29-16
20	Florida Atlantic	30-12
21	Michigan	29-12
22	Georgia Tech	30-14
23	Clemson	27-15
24	California	24-16
25	Southern Miss	31-14

Arkansas Week-By-Week in the Polls

	BA	D1	PG	USA TODAY	CB	NCBWA
Preseason	--	25	--	22	24	22
Week 1	--	24	25	--	24	18
Week 2	17	14	16	--	16	12
Week 3	18	14	18	14	17	16
Week 4	17	14	17	13	17	15
Week 5	25	20	22	18	NR	20
Week 6	22	18	18	15	NR	16
Week 7	NR	NR	NR	21	NR	24
Week 8	NR	NR	NR	NR	NR	NR
Week 9	NR	NR	NR	NR	NR	NR
Week 10	NR	NR	NR	NR	NR	NR
Week 11	NR	NR	NR	NR	NR	NR
Week 12	--	--	--	--	--	--
Week 13	--	--	--	--	--	--
Week 14	--	--	--	--	--	--
Week 15	--	--	--	--	--	--
Final	--	--	--	--	--	--

BA - Baseball America

ESPN - USA Today/ESPN

CB - Collegiate Baseball

NCBWA - National Collegiate Baseball Writers Association

PG - Perfect Game

D1 - D1Baseball.com

SEC STANDINGS (2016)

	Conference				Overall			Last 10	Streak
	W	L	Win	GB	W	L	Win		
WESTERN									
Texas A&M	14	7	.667	-	35	9	.795	7-3	W 2
Ole Miss	12	9	.571	2	34	12	.739	8-2	W2
Mississippi State	12	9	.571	2	30	14-1	.678	6-4	W1
LSU	11	10	.524	3	28	16	.636	3-7	L 1
Alabama	10	11	.476	4	25	20	.556	4-6	W 1
Arkansas	7	14	.333	7	26	19	.578	5-5	L3
Auburn	7	14	.333	7	20	24	.455	5-5	L1
EASTERN									
South Carolina	15	5	.750	-	35	9	.795	7-3	W2
Florida	14	6	.700	1	38	7	.844	8-2	W1
Vanderbilt	13	8	.619	2.5	35	10	.778	7-3	W5
Kentucky	11	10	.524	4.5	27	18	.600	4-6	L1
Georgia	7	14	.333	8.5	22	23	.489	4-6	L3
Missouri	7	14	.333	8.5	24	22	.522	4-6	L1
Tennessee	6	15	.286	9.5	24	21	.533	4-6	L4

2016 SEC PRESEASON POLL

	School	Points
WESTERN	1. Texas A&M (8)	85
	2. LSU (5)	79
	3. Arkansas	65
	4. Mississippi State (1)	49
	5. Ole Miss	46
	6. Auburn	33
	7. Alabama	28
EASTERN	1. Florida (13)	91
	2. Vanderbilt (1)	78
	3. South Carolina	54
	4. Kentucky	53
	5. Missouri	47
	6. Georgia	32
	7. Tennessee	30

Champion: Florida (13), Vanderbilt (1)

HOME RUN LISTING

No.	Player	Gm#	Date	Opponent	Pitcher	On Base	Inn	Outs	Count	Score	Final
1.	Luke Bonfield	3	Feb 21	Central Michigan	Williams, B.	2	7	1	2-0	6-3	W, 9-4
2.	Clark Eagan	4	Feb. 23	Miss. Valley State	Hodges, C.	1	2	0	2-1	7-1	W, 21-4
3.	Luke Bonfield	4	Feb. 23	Miss. Valley State	Gullett, C.	1	3	2	2-0	12-1	W, 21-4
4.	Austin Catron	4	Feb. 23	Miss. Valley State	McWright, C.	1	6	2	3-2	21-4	W, 21-4
5.	Michael Bernal	5	Feb. 24	Miss. Valley State	Spencer, F.	1	5	0	3-1	9-0	W, 20-0
6.	Carson Shaddy	5	Feb. 24	Miss. Valley State	Spencer, F.	1	6	0	2-2	13-0	W, 20-0
7.	Carson Shaddy	5	Feb. 24	Miss. Valley State	McWright, C.	0	8	0	0-1	14-0	W, 20-0
8.	Michael Bernal	7	Feb. 27	#9 Houston	King, J.	1	2	1	1-0	1-1	W, 12-3
9.	Michael Bernal	7	Feb. 27	#9 Houston	Hernandez, N.	2	3	2	0-1	5-1	W, 12-3
10.	Carson Shaddy	7	Feb. 27	#9 Houston	Reed, C.	1	8	0	3-2	10-3	W, 12-3
11.	Michael Bernal	8	Feb. 28	#23 Texas Tech	Howard, H.	1	4	1	1-2	4-5	W, 10-6
12.	Clark Eagan	8	Feb. 28	#23 Texas Tech	Martin, D.	0	5	0	3-2	7-5	W, 10-6
13.	Carson Shaddy	9	March 2	Louisiana Tech	Clancy, T.	0	1	1	1-0	1-0	L, 3-2
14.	Grant Koch	10	March 4	Eastern Illinois	Wivinis, M.	0	3	0	1-1	0-0	W, 5-2
15.	Carson Shaddy	10	March 4	Eastern Illinois	Wivinis, M.	1	3	2	2-0	1-0	W, 5-2
16.	Jake Arledge	11	March 5	Eastern Illinois	Hughes	0	2	1	1-1	2-3	L, 10-8
17.	Jake Arledge	11	March 5	Eastern Illinois	Thurston	1	7	2	2-2	5-8	L, 10-8
18.	Chad Spanberger	11	March 5	Eastern Illinois	Fisher	0	9	1	2-2	7-8	L, 10-8
19.	Rick Nomura	13	March 9	Gonzaga	Hellinger	3	6	2	0-1	10-6	L, 15-10
20.	Tucker Pennell	14	March 11	Western Illinois	Church	1	5	2	3-2	2-0	W, 3-2
21.	Chad Spanberger	15	March 12	Western Illinois	Mortillaro	2	3	1	2-1	2-2	W, 9-3
22.	Rick Nomura	15	March 12	Western Illinois	Sturchio	0	5	0	3-2	5-3	W, 9-3
23.	Rick Nomura	16	March 15	Grambling State	Hoover	1	4	1	0-0	6-3	W, 14-4
24.	Tucker Pennell	19	March 18	#12 South Carolina	Schmidt	0	3	1	0-0	8-0	L, 10-6
25.	Luke Bonfield	19	March 18	#12 South Carolina	Murray	1	8	1	0-0	9-4	L, 10-6
26.	Michael Bernal	23	March 26	Auburn	Mize	1	4	2	0-0	1-0	W, 14-7
27.	Michael Bernal	23	March 26	Auburn	Mitchell	1	5	2	2-2	6-0	W, 14-7
28.	Luke Bonfield	23	March 26	Auburn	Sprinkle	1	6	1	3-2	11-0	W, 14-7
29.	Chad Spanberger	23	March 26	Auburn	Frazier	0	8	1	2-2	13-5	W, 14-7
30.	Catron	27	April 2	Missouri	Houck	5	2	0	0-2	6-1	L, 8-5
31.	Luke Bonfield	29	April 6	Memphis	Bowlan	0	2	1	2-1	1-0	W, 12-4
32.	Luke Bonfield	31	April 9	#14 Ole Miss	Parkinson	0	4	0	2-0	4-0	L, 14-9
33.	Bernal, M.	32	April 10	at #14 Ole Miss	Smith, C.	1	9	1	3-2	5-8	L, 8-7
33.	Grant Koch	34	April 14	#2 Florida	Byrne	2	8	1	2-2	5-11	L, 12-8
34.	Chad Spanberger	34	April 14	#2 Florida	Anderson	0	9	2	1-0	8-12	L, 12-8
35.	Michael Bernal	35	April 15	#2 Florida	Shore	0	4	2	1-1	1-1	L, 9-2
36.	Chad Spanberger	37	April 19	#25 Creighton	Stroschein	1	2	2	2-0	0-0	W, 6-2
38.	Chad Spanberger	38	April 22	#12 Kentucky	Brown, Z.	0	10	0	1-0	0-0	W, 1-0
39.	Clark Eagan	40	April 23	#12 Kentucky	Cody, K.	0	5	2	1-1	3-3	L, 5-4
40.	Luke Bonfield	41	April 27	#18 Oklahoma State	Mertz	1	1	1	2-1	0-1	W, 7-6
41.	Carson Shaddy	42	April 30	#2 Texas A&M	Hill	1	3	0	0-0	2-4	W, 9-5
42.	Luke Bonfield	43	April 30	#2 Texas A&M	Vines	2	1	0	2-0	0-2	L, 11-8
43.	Carson Shaddy	44	May 1	#2 Texas A&M	Simonds	0	9	0	2-1	1-6	L, 6-2
44.	Carson Shaddy	45	May 3	at Missouri State	Knight	0	6	0	0-0	0-12	L, 14-6



BULLPEN CHART

Player	ERA	W	L	APP	GS	CG	SHO	CBO	SV	IP	H	R	ER	BB	SO	2B	3B	HR	AB	B/Avg	WP	HBP	BK	SFA	SHA
46 Barrett Loseke	0.00	0	0	8	0	0	0	0	0	13.0	8	0	0	8	14	2	0	0	41	.195	4	1	0	0	2
16 Blaine Knight	0.87	1	1	10	0	0	0	0	1	20.2	22	4	2	6	19	2	0	1	83	.265	0	0	1	0	0
36 Cannon Chadwick	1.76	1	0	8	0	0	0	1	0	15.1	13	4	3	4	10	2	0	0	54	.241	0	1	0	1	1
5 Cody Scroggins	3.00	0	0	3	0	0	0	0	0	3.0	1	1	1	2	1	0	0	0	8	.125	2	1	0	0	0
37 Weston Rogers	3.18	0	0	5	0	0	0	0	0	5.2	6	2	2	2	5	0	0	1	21	.286	1	0	0	0	1
14 Doug Willey	3.42	1	2	22	0	0	0	2	3	23.2	27	10	9	6	26	5	0	1	91	.297	0	2	0	1	0
55 Isaiah Campbell	3.52	0	0	5	0	0	0	0	0	7.2	11	6	3	1	6	2	0	1	35	.314	0	2	0	0	0
10 Josh Alberius	3.67	3	0	21	0	0	0	2	0	27.0	29	13	11	7	33	7	2	2	103	.282	2	4	0	1	1
32 Zach Jackson	3.68	2	2	11	0	0	0	0	4	22.0	19	12	9	18	27	3	0	2	81	.235	2	2	0	0	5
28 James Teague	4.70	3	2	14	0	0	0	0	0	23.0	20	14	12	14	26	4	1	2	81	.247	4	2	0	1	1
38 Jordan Rodriguez	5.14	0	0	19	0	0	0	1	1	14.0	10	8	8	9	13	2	0	3	50	.200	0	1	0	0	1
21 Kacey Murphy	6.75	0	0	13	0	0	0	1	0	9.1	13	8	7	8	9	4	0	0	40	.325	0	2	0	0	0
30 Hunter Hart	7.62	1	0	10	0	0	0	0	0	13.0	12	14	11	12	14	3	0	0	46	.261	7	3	0	1	0
34 Jake Reindl	8.10	0	0	4	0	0	0	1	0	3.1	5	3	3	0	3	1	0	0	15	.333	1	0	0	0	0
25 Dominic Taccolini	9.00	0	0	2	0	0	0	0	0	5.0	6	5	5	2	7	1	0	1	20	.300	0	1	0	0	1
11 Keaton McKinney	9.00	0	0	1	0	0	0	0	0	2.0	4	2	2	0	1	1	0	0	10	.400	1	0	0	0	0
13 Ty Harris	9.64	0	0	7	0	0	0	2	0	4.2	6	5	5	5	2	0	0	1	19	.316	2	1	0	0	0
18 Anthony Dahl	11.57	1	1	6	0	0	0	0	0	7.0	14	9	9	4	8	4	0	0	34	.412	0	2	0	1	0
Totals	4.19	13	8	45	0	0	4	2	9	219.1	226	120	102	108	224	43	3	15	832	.272	26	25	1	6	13

PINCH HIT APPEARANCES

Gm#	Date	Opponent	Batter	Scoring	Inn	Outs	Score	Final
2	Feb 20	Central Michigan	Catron, A.	1B	8	2	3-2	W, 4-3
3	Feb 21	Central Michigan	Arledge, J.	5-3	7	1	9-3	W, 9-4
4	Feb 23	Miss. Valley State	Simms, D.	1B	5	2	15-1	W, 21-4
4	Feb 23	Miss. Valley State	Scroggins, C.	P4	5	2	16-1	W, 21-4
7	Feb 27	#9 Houston	Catron, A.	1B	3	2	3-1	W, 12-3
8	Feb. 28	#23 Texas Tech	Simms, D.	54 SAC BU	7	1	9-6	W, 10-6
9	March 2	Louisiana Tech	Catron, A.	K	9	1	3-2	L, 3-2
10	March 4	Eastern Illinois	Benninghoff, J.	KL	5	1	4-2	W, 5-2
11	March 5	Eastern Illinois	Spanberger, C.	HR	9	1	7-8	L, 10-8
12	March 6	Eastern Illinois	Spanberger, C.	4-3	4	1	1-2	W, 3-2
13	March 11	Western Illinois	Spanberger, C.	P5	9	0	2-2	W, 3-2
14	March 13	Western Illinois	Benninghoff, J.	K	8	1	3-0	W, 3-0
15	March 15	Grambling State	Scroggins, C	5-3	7	2	14-4	W, 14-4
19	March 18	#12 South Carolina	Simms, D.	L7	6	0	8-1	L, 10-6
21	March 20	#12 South Carolina	Cole, E.	K	9	0	9-6	L, 8-6
23	March 26	Auburn	Gosser, A.	P4	6	2	13-0	W, 14-7
23	March 26	Auburn	Koch, G.	F8	8	0	13-5	W, 14-7
26	April 1	Missouri	Simms, D.	K BU	6	0	2-3	W, 7-6
27	April 2	Missouri	Bonfield, L	K	8	1	4-7	L, 8-5
28	April 3	Missouri	Simms, D.	3U	7	1	0-4	L, 10-1
29	April 6	Memphis	Benninghoff, J.	K	8	0	10-2	W, 12-4
31	April 9	#14 Ole Miss	Catron, A.	F7	7	2	1-6	L, 14-9
32	April 12	ULM	Simms, D	1B	8	1	2-1	W, 3-1
34	April 14	#2 Florida	Koch, G.	BB	5	0	0-7	L, 12-8
36	April 16	#2 Florida	Koch, G.	F8	7	1	0-6	L, 8-2
40	April 23	#12 Kentucky	Koch, G.	31	6	1	4-3	L, 5-4
42	April 30	#2 Texas A&M	Catron, A.	F8, SF, RBI	6	1	4-4	W, 9-5
43	April 30	#2 Texas A&M	Gassaway, C.	KS	9	1	7-8	L, 11-8
43	April 30	#2 Texas A&M	Gosser, A.	1B, MI, RBI	9	2	7-8	L, 11-8
44	May 1	#2 Texas A&M	Simms, D.	63	7	1	1-5	L, 6-2

Inning-by-inning Scoring Summary

	1	2	3	4	5	6	7	8	9	EX	Total
Arkansas	30	28	31	30	34	45	28	45	16	2	289
Opponents	31	22	20	42	30	24	23	26	18	5	241

GAME-BY-GAME HITTING (2016)

Date	Opponent	AB	R	H	RBI	2B	3B	HR	BB	IBB	SB	CS	HBP	SAC	SF	GDP	K	PO	A	E	Avg
Feb 19, 2016	CENTRAL MICHIGAN	30	6	8	4	0	1	0	2	0	0	0	2	3	0	0	6	27	13	0	.267
Feb 20, 2016	CENTRAL MICHIGAN	28	4	9	3	0	0	0	2	0	0	1	0	3	1	2	9	27	13	0	.293
Feb 21, 2016	CENTRAL MICHIGAN	27	9	10	7	1	1	1	7	0	1	0	0	0	1	0	2	24	13	1	.318
Feb 23, 2016	MISS. VALLEY STATE	40	21	19	21	3	2	3	10	0	0	0	0	0	3	0	4	27	15	2	.368
Feb 24, 2016	MISS. VALLEY STATE	37	20	15	19	4	0	3	10	0	1	0	1	1	4	0	4	27	16	0	.377
Feb 26, 2016	vs Rice	31	5	7	4	4	0	0	3	0	0	0	3	1	1	0	4	27	11	0	.352
Feb 27, 2016	vs Houston	38	12	13	11	1	0	3	3	0	0	0	1	0	0	0	9	27	9	0	.351
Feb 28, 2016	vs Texas Tech	36	10	12	7	2	1	2	4	0	3	0	2	1	1	1	8	27	11	0	.348
Mar 02, 2016	LOUISIANA TECH	33	2	6	2	0	0	1	4	1	2	0	0	0	0	1	8	27	13	0	.330
Mar 04, 2016	EASTERN ILLINOIS	33	5	8	5	0	1	2	4	0	2	0	0	0	0	0	7	27	10	0	.321
Mar 05, 2016	EASTERN ILLINOIS	44	8	11	8	2	0	3	13	1	1	0	0	1	0	1	5	36	22	6	.313
Mar 06, 2016	EASTERN ILLINOIS	28	3	6	3	2	0	0	8	2	0	2	1	2	1	0	3	27	14	2	.306
Mar 09, 2016	GONZAGA	35	10	10	9	1	0	1	7	0	0	1	1	0	0	0	8	27	7	1	.305
Mar 11, 2016	WESTERN ILLINOIS	32	3	4	3	1	0	1	5	0	2	0	1	2	0	0	5	30	13	3	.292
Mar 12, 2016	WESTERN ILLINOIS	39	9	15	9	6	0	2	3	0	4	0	0	0	1	0	3	27	16	1	.299
Mar 13, 2016	WESTERN ILLINOIS	28	3	6	3	1	0	0	3	0	1	0	2	2	0	1	9	27	13	1	.295
Mar 15, 2016	GRAMBLING STATE	40	14	15	13	6	0	1	5	0	0	0	3	0	1	0	6	27	13	0	.301
Mar 16, 2016	GRAMBLING STATE	25	3	4	2	1	0	0	7	0	2	1	1	0	1	1	5	27	11	1	.295
Mar 18, 2016	at South Carolina	39	6	12	6	3	0	2	1	0	0	0	0	0	0	0	13	24	13	0	.295
Mar 19, 2016	at South Carolina	29	2	4	1	0	0	0	4	0	1	0	2	0	0	2	9	24	8	0	.289
Mar 20, 2016	at South Carolina	33	6	9	4	2	0	0	3	0	2	0	1	0	1	0	11	24	9	1	.288
Mar 25, 2016	AUBURN	32	3	9	3	2	0	0	1	0	0	0	0	0	0	1	5	27	11	0	.288
Mar 26, 2016	AUBURN	38	14	14	11	2	0	4	7	0	0	0	0	0	0	1	2	27	9	0	.292
Mar 27, 2016	AUBURN	32	3	7	3	0	0	0	3	0	0	0	0	0	0	0	8	27	12	0	.289
Mar 29, 2016	at Oklahoma State	34	4	8	3	2	0	0	6	0	0	1	0	1	0	2	10	24	10	1	.287
Apr 01, 2016	MISSOURI	34	7	13	7	2	0	0	1	0	0	0	0	2	1	0	6	27	9	2	.290
Apr 02, 2016	MISSOURI	35	5	8	5	1	1	1	4	0	0	0	1	0	0	0	7	27	10	1	.288
Apr 03, 2016	MISSOURI	32	1	6	1	0	0	0	4	0	0	0	0	1	0	0	10	27	6	1	.285
Apr 06, 2016	at Memphis	42	12	16	7	3	0	1	2	0	2	0	0	1	1	2	6	27	6	1	.289
Apr 08, 2016	at Ole Miss	33	3	7	3	3	0	0	2	0	3	0	0	0	1	0	13	24	5	0	.286
Apr 09, 2016	at Ole Miss	38	9	14	8	3	1	1	6	0	0	1	0	0	1	1	6	24	11	2	.289
Apr 10, 2016	at Ole Miss	37	7	10	5	1	0	1	4	0	0	0	2	0	0	3	6	24	10	0	.288
Apr 12, 2016	ULM	27	3	6	3	2	0	0	5	1	0	0	4	1	1	2	7	27	9	1	.287
Apr 14, 2016	FLORIDA	38	8	10	7	2	0	2	4	0	1	0	2	0	0	0	14	27	9	5	.286
Apr 15, 2016	FLORIDA	35	2	9	2	2	0	1	0	0	0	0	1	0	0	0	8	27	19	2	.285
Apr 16, 2016	FLORIDA	35	2	9	2	3	0	0	2	0	0	1	0	0	0	0	14	27	10	1	.284
Apr 19, 2016	CREIGHTON	33	6	11	5	1	0	1	2	0	1	1	0	0	0	1	2	27	14	1	.286
Apr 22, 2016	at Kentucky	35	1	7	1	0	0	1	2	0	0	1	0	1	0	0	6	30	16	1	.283
Apr 23, 2016	at Kentucky	26	2	5	2	1	0	0	1	0	0	0	0	0	0	1	1	21	7	1	.282
Apr 23, 2016	at Kentucky	26	4	5	4	2	0	1	1	0	0	0	0	1	0	0	6	20	5	0	.280
Apr 26, 2016	OKLAHOMA STATE	32	7	11	7	1	1	1	4	0	0	1	2	1	1	0	6	27	8	1	.281
Apr 30, 2016	TEXAS A&M	35	9	13	9	3	1	1	6	0	1	0	0	0	1	2	9	27	12	0	.284
Apr 30, 2016	TEXAS A&M	44	8	14	8	1	0	1	8	0	1	0	0	0	0	1	16	33	19	3	.285
May 01, 2016	TEXAS A&M	35	2	8	2	0	1	1	2	0	0	0	0	0	0	0	5	27	11	1	.283
May 03, 2016	at Missouri State	34	6	10	5	2	1	1	3	0	0	0	1	0	0	3	6	24	8	1	.284
Totals		1527	289	433	257	79	12	44	188	5	31	11	34	25	23	29	317	1196	509	45	.284



GAME-BY-GAME PITCHING (2016)

Date	Opponent	IP	H	R	ER	BB	SO	2B	3B	HR	WP	BK	HBP	DP	IBB	Score	W	L	SV	ERA
Feb 19, 2016	CENTRAL MICHIGAN	9.0	2	1	1	3	7	0	0	0	0	0	1	1	0	6-1	1	0	0	1.00
Feb 20, 2016	CENTRAL MICHIGAN	9.0	7	3	3	2	8	3	0	0	0	0	3	0	0	4-3	2	0	1	2.00
Feb 21, 2016	CENTRAL MICHIGAN	8.0	7	4	2	5	6	0	0	0	1	0	1	2	0	9-4	3	0	1	2.08
Feb 23, 2016	MISS. VALLEY STATE	9.0	7	4	4	1	11	1	0	1	2	0	0	1	0	21-4	4	0	1	2.57
Feb 24, 2016	MISS. VALLEY STATE	9.0	4	0	0	0	12	0	0	0	0	0	0	1	0	20-0	5	0	1	2.05
Feb 26, 2016	vs Rice	9.0	6	2	2	1	10	0	0	0	1	0	0	0	0	5-2	6	0	2	2.04
Feb 27, 2016	vs Houston	9.0	11	3	3	5	13	5	0	0	1	0	0	1	0	12-3	7	0	2	2.18
Feb 28, 2016	vs Texas Tech	9.0	11	6	6	7	10	2	0	0	1	0	2	3	0	10-6	8	0	2	2.66
Mar 02, 2016	LOUISIANA TECH	9.0	6	3	3	2	5	1	0	0	1	0	0	1	0	2-3	8	1	2	2.70
Mar 04, 2016	EASTERN ILLINOIS	9.0	8	2	2	2	9	0	0	0	0	0	0	1	0	5-2	9	1	3	2.63
Mar 05, 2016	EASTERN ILLINOIS	12.0	16	10	9	5	9	2	0	1	1	0	0	1	0	8-10	9	2	3	3.12
Mar 06, 2016	EASTERN ILLINOIS	9.0	4	2	1	2	3	1	0	0	0	0	0	1	0	3-2	10	2	3	2.95
Mar 09, 2016	GONZAGA	9.0	18	15	14	5	6	3	0	0	4	0	5	1	0	10-15	10	3	3	3.78
Mar 11, 2016	WESTERN ILLINOIS	10.0	4	2	1	5	14	0	0	0	0	0	0	2	0	3-2	11	3	3	3.56
Mar 12, 2016	WESTERN ILLINOIS	9.0	9	3	3	6	6	1	0	1	0	0	1	0	0	9-3	12	3	3	3.52
Mar 13, 2016	WESTERN ILLINOIS	9.0	2	0	0	3	10	0	0	0	0	0	2	2	0	3-0	13	3	4	3.31
Mar 15, 2016	GRAMBLING STATE	9.0	8	4	4	2	9	2	0	2	0	0	0	1	0	14-4	14	3	4	3.35
Mar 16, 2016	GRAMBLING STATE	9.0	6	2	2	0	8	0	0	1	0	1	0	0	0	3-2	15	3	5	3.27
Mar 18, 2016	at South Carolina	8.0	16	10	10	2	3	2	1	1	1	0	2	1	0	6-10	15	4	5	3.64
Mar 19, 2016	at South Carolina	8.0	8	6	6	4	7	0	0	1	0	0	1	0	0	2-6	15	5	5	3.78
Mar 20, 2016	at South Carolina	8.0	10	8	7	5	6	2	1	1	0	0	1	0	0	6-8	15	6	5	3.95
Mar 25, 2016	AUBURN	9.0	9	2	2	9	10	1	0	0	0	0	2	1	0	3-2	16	6	5	3.86
Mar 26, 2016	AUBURN	9.0	12	7	7	7	6	1	0	1	0	0	1	1	0	14-7	17	6	5	4.00
Mar 27, 2016	AUBURN	9.0	10	1	1	3	9	0	0	1	1	0	1	0	0	3-1	18	6	5	3.88
Mar 29, 2016	at Oklahoma State	8.0	8	5	4	4	6	2	0	1	0	0	1	2	0	4-5	18	7	5	3.90
Apr 01, 2016	MISSOURI	9.0	9	6	5	4	6	4	0	2	1	0	0	1	0	7-6	19	7	6	3.94
Apr 02, 2016	MISSOURI	9.0	11	8	8	7	7	4	1	1	1	0	1	2	0	5-8	19	8	6	4.09
Apr 03, 2016	MISSOURI	9.0	9	10	7	8	11	2	1	1	2	0	0	1	1	1-10	19	9	6	4.20
Apr 06, 2016	at Memphis	9.0	10	4	4	2	11	3	0	0	1	0	0	0	0	12-4	20	9	6	4.19
Apr 08, 2016	at Ole Miss	8.0	11	7	7	4	10	4	0	0	1	0	1	0	1	3-7	20	10	6	4.30
Apr 09, 2016	at Ole Miss	8.0	16	14	12	5	12	7	0	0	1	0	2	0	0	9-14	20	11	6	4.57
Apr 10, 2016	at Ole Miss	8.0	12	8	8	4	10	2	0	1	1	0	1	0	0	7-8	20	12	6	4.69
Apr 12, 2016	ULM	9.0	4	1	0	1	11	0	0	0	1	0	0	1	0	3-1	21	12	7	4.55
Apr 14, 2016	FLORIDA	9.0	12	12	9	6	9	4	0	0	2	0	1	0	0	8-12	21	13	7	4.68
Apr 15, 2016	FLORIDA	9.0	13	9	8	7	6	2	0	0	2	0	1	3	0	2-9	21	14	7	4.77
Apr 16, 2016	FLORIDA	9.0	7	8	7	9	10	0	0	1	2	0	3	0	0	2-8	21	15	7	4.84
Apr 19, 2016	CREIGHTON	9.0	9	2	2	1	7	1	0	0	1	0	1	2	0	6-2	22	15	8	4.76
Apr 22, 2016	at Kentucky	10.0	5	0	0	0	10	0	0	0	0	0	0	0	0	1-0	23	15	8	4.62
Apr 23, 2016	at Kentucky	7.0	2	0	0	3	8	1	0	0	1	0	0	0	0	2-0	24	15	8	4.53
Apr 23, 2016	at Kentucky	6.2	10	5	5	5	6	1	0	1	1	0	0	0	0	4-5	24	16	8	4.57
Apr 26, 2016	OKLAHOMA STATE	9.0	8	6	5	5	9	2	0	2	0	0	0	0	0	7-6	25	16	9	4.58
Apr 30, 2016	TEXAS A&M	9.0	10	5	5	4	6	0	0	2	1	0	0	3	0	9-5	26	16	9	4.59
Apr 30, 2016	TEXAS A&M	11.0	15	11	9	6	12	4	0	2	1	0	1	2	0	8-11	26	17	9	4.67
May 01, 2016	TEXAS A&M	9.0	10	6	2	3	6	3	0	0	0	0	0	1	0	2-6	26	18	9	4.61
May 03, 2016	at Missouri State	8.0	12	14	13	8	9	1	3	2	2	0	2	0	0	6-14	26	19	9	4.81
Totals		398.2	404	241	213	182	379	74	7	27	36	1	38	40	2	289-241	26	19	9	4.81

PITCHERS / GAME-BY-GAME (2016) (Career-highs listed under name)

5 • Cody Scroggins
Innings: 1.0, 3x, last vs. #2 Florida (4/15/16)
Strikeouts: 1 at #14 Ole Miss (4/8/16)

Table with 9 columns: Date, Opponent, S/R, Result, IP, H, R-ER, BB-K. Rows include games against Missouri, #14 Ole Miss, and #2 Florida.

11 • Keaton McKinney
Innings: 9.0, 2x, last at Alabama (5/3/15)
Strikeouts: 5, 3x, last vs. #2 Texas A&M (5/1/16)

Table with 9 columns: Date, Opponent, S/R, Result, IP, H, R-ER, BB-K. Rows include games against C. Michigan, Texas Tech, Eastern Illinois, Western Illinois, #12 S. Carolina, Auburn, Missouri, #14 Ole Miss, #2 Florida, #12 Kentucky, and #2 Texas A&M.

10 • Josh Alberius
Innings: 4.0, 2x, last vs. Missouri (4/1/16)
Strikeouts: 5 vs. Auburn (3/25/16)

Table with 9 columns: Date, Opponent, S/R, Result, IP, H, R-ER, BB-K. Rows include games against Miss. Valley St., Houston, Eastern Illinois, Gonzaga, Western Illinois, Grambling State, #12 S. Carolina, Auburn, #16 Oklahoma St., Missouri, Memphis, #14 Ole Miss, #14 Ole Miss, ULM, #2 Florida, #25 Creighton, #12 Kentucky, #2 Texas A&M, #2 Texas A&M, and Missouri St.

13 • Ty Harris
Innings: 2.0 vs Miss. Valley St. (2/24/16)
Strikeouts: 1, 2x, last vs. Grambling State (3/15/16)

Table with 9 columns: Date, Opponent, S/R, Result, IP, H, R-ER, BB-K. Rows include games against Miss. Valley St., Houston, Gonzaga, Western Illinois, Grambling State, Auburn, and Missouri.

14 • Doug Willey
Innings: 3.0 vs. Missouri (4/1/16)
Strikeouts: 3, 2x, last vs. Missouri (4/1/16)

Table with 9 columns: Date, Opponent, S/R, Result, IP, H, R-ER, BB-K. Rows include games against C. Michigan, Miss. Valley St., Houston, Texas Tech, Eastern Illinois, Gonzaga, Western Illinois, Grambling State, #12 S. Carolina, Auburn, #16 Oklahoma St., Missouri, #14 Ole Miss, #14 Ole Miss, #2 Florida, #25 Creighton, #12 Kentucky, #18 Oklahoma St., #2 Texas A&M, and Missouri St.

16 • Blaine Knight
Innings: 5.0 vs Central Michigan (2/20/16)
Strikeouts: 6 at #14 Ole Miss (4/8/16)

Table with 9 columns: Date, Opponent, S/R, Result, IP, H, R-ER, BB-K. Rows include games against C. Michigan, Houston, Eastern Illinois, Western Illinois, Grambling State, #16 Oklahoma St., Missouri, #14 Ole Miss, ULM, #2 Florida, #25 Creighton, #12 Kentucky, #18 Oklahoma St., #2 Texas A&M, and #2 Texas A&M.

18 • Anthony Dahl
Innings: 2.2 vs Central Michigan (2/21/16)
Strikeouts: 3, 2x, last vs Houston (2/27/16)

Table with 9 columns: Date, Opponent, S/R, Result, IP, H, R-ER, BB-K. Rows include games against C. Michigan, Houston, Eastern Illinois, Gonzaga, Memphis, and Missouri St.

21 • Kacey Murphy
Innings: 2.0 vs. Auburn (3/26/16)
Strikeouts: 3 vs. Auburn (3/26/16)

Table with 9 columns: Date, Opponent, S/R, Result, IP, H, R-ER, BB-K. Rows include games against C. Michigan, Miss. Valley St., Eastern Illinois, Gonzaga, Western Illinois, #12 S. Carolina, Auburn, Missouri, #25 Creighton, #18 Oklahoma St., #2 Texas A&M, and Missouri St.

25 • Dominic Taccolini
Innings: 10.0 vs. #12 Kentucky (4/22/16)
Strikeouts: 10 vs. #12 Kentucky (4/22/16)

Table with 9 columns: Date, Opponent, S/R, Result, IP, H, R-ER, BB-K. Rows include games against C. Michigan, Rice, Eastern Illinois, Western Illinois, #12 S. Carolina, Auburn, Missouri, Memphis, #14 Ole Miss, #2 Florida, #12 Kentucky, and #2 Texas A&M.

28 • James Teague
Innings: 7.0 vs Stephen F. Austin (4/14/15)
Strikeouts: 6 vs Miss Valley State (4/8/15)

Table with 9 columns: Date, Opponent, S/R, Result, IP, H, R-ER, BB-K. Rows include games against Miss. Valley St., Houston, La. Tech, Eastern Illinois, Grambling State, #12 S. Carolina, Auburn, #16 Oklahoma St., Missouri, #14 Ole Miss, ULM, #2 Florida, #18 Oklahoma St., #2 Texas A&M, and Missouri St.

**PITCHERS / GAME-BY-GAME (2016)** (Career-highs listed under name)**30 • Hunter Hart**Innings: 2.2 vs #2 Florida (4/14/16)
Strikeouts: 4, 2x, last vs. Memphis (4/6/16)

Date	Opponent	S/R	Result	IP	H	R-ER	BB-K
2/20	C. Michigan	R	--	1.0	1	1-0	1-2
2/23	Miss. Valley St.	R	--	1.0	1	0-0	0-1
2/28	Texas Tech	R	--	1.2	0	0-0	1-0
3/5	Eastern Illinois	R	--	1.0	1	0-0	1-0
3/9	Gonzaga	R	--	0.0	1	3-2	1-0
3/15	Grambling State	R	--	2.1	2	1-1	1-4
4/6	Memphis	R	W	2.0	0	0-0	0-4
4/9	#14 Ole Miss	R	--	1.0	1	2-2	3-0
4/14	#2 Florida	R	--	2.2	4	4-3	3-3
5/3	Missouri St.	R	--	0.1	1	3-3	1-0

32 • Zach JacksonInnings: 7.0 vs. #12 Kentucky (4/23/16)
Strikeouts: 8, 3x, last at #12 Kentucky (4/23/16)

Date	Opponent	S/R	Result	IP	H	R-ER	BB-K
2/19	C. Michigan	R	--	1.0	1	0-0	1-1
2/20	C. Michigan	R	S	1.2	1	1-1	1-4
2/26	Rice	R	S	3.0	1	0-0	0-4
3/2	La. Tech	R	--	0.2	0	0-0	0-0
3/4	Eastern Illinois	R	S	0.2	0	0-0	1-2
3/5	Eastern Illinois	R	L	2.1	4	2-2	1-0
3/11	Western Illinois	R	W	3.0	2	1-0	3-5
3/20	#12 S. Carolina	R	L	2.2	3	4-4	5-2
3/27	Auburn	R	W	2.1	3	0-0	1-2
4/1	Missouri	R	S	0.2	0	0-0	1-0
4/3	Missouri	R	--	4.0	4	4-2	4-7
4/9	#14 Ole Miss	S	L	5.0	8	6-5	1-8
4/14	#2 Florida	S	L	5.1	1	4-4	4-5
4/23	#12 Kentucky	S	W	7.0	2	0-0	3-8
4/30	#2 Texas A&M	S	--	4.2	6	7-7	4-6

34 • Jake ReindlInnings: 1.0, 3x, last vs. Memphis (4/6/16)
Strikeouts: 2 vs Miss. Valley St. (2/24/16)

Date	Opponent	S/R	Result	IP	H	R-ER	BB-K
2/24	Miss. Valley St.	R	--	1.0	0	0-0	0-2
3/9	Gonzaga	R	--	0.1	2	2-2	0-0
3/15	Grambling State	R	--	1.0	1	0-0	0-0
4/6	Memphis	R	--	1.0	2	1-1	0-1

36 • Cannon ChadwickInnings: 3.0 vs Gonzaga (3/11/15)
Strikeouts: 3, 2x, last vs Texas Tech (2/28/16)

Date	Opponent	S/R	Result	IP	H	R-ER	BB-K
2/20	C. Michigan	R	--	2.0	1	0-0	1-1
2/24	Miss. Valley St.	R	--	1.0	0	0-0	0-0
2/28	Texas Tech	R	W	2.1	3	1-1	1-3
3/2	La. Tech	R	--	3.0	2	0-0	0-1
3/5	Eastern Illinois	R	--	2.2	2	1-0	1-1
3/9	Gonzaga	R	--	0.2	3	2-2	1-1
4/12	ULM	R	--	1.0	0	0-0	0-2
4/15	#2 Florida	R	--	2.2	2	0-0	0-0

37 • Weston RogersInnings: 4.0 vs Grambling State (3/16/16)
Strikeouts: 4 at Missouri State (3/3/16)

Date	Opponent	S/R	Result	IP	H	R-ER	BB-K
2/24	Miss. Valley St.	S	W	2.0	1	0-0	0-0
2/28	Texas Tech	R	--	0.1	2	0-0	0-0
3/2	La. Tech	S	--	2.2	3	2-2	1-1
3/5	Eastern Illinois	R	--	1.1	0	0-0	0-3
3/9	Gonzaga	S	--	1.2	2	2-2	1-1
3/16	Grambling State	S	--	4.0	3	2-2	0-2
4/19	#25 Creighton	R	--	2.0	1	0-0	0-1
4/26	#18 Oklahoma St.	R	--	2.0	2	2-2	2-1
4/30	#2 Texas A&M	R	--	0.0	1	0-0	0-0
5/2	Missouri State	S	L	3.0	3	3-3	1-4

38 • Jordan RodriguezInnings: 2.0 vs Miss. Valley St. (2/23/16)
Strikeouts: 2, 3x, last at Missouri St. (5/3/16)

Date	Opponent	S/R	Result	IP	H	R-ER	BB-K
2/23	Miss. Valley St.	R	--	2.0	2	2-2	0-2
2/27	Houston	R	--	0.1	1	0-0	0-1
2/28	Texas Tech	R	--	1.1	0	0-0	0-1
3/2	La. Tech	R	--	0.1	0	0-0	0-1
3/4	Eastern Illinois	R	--	1.0	1	0-0	0-0
3/5	Eastern Illinois	R	--	0.2	0	0-0	1-1
3/9	Gonzaga	R	--	1.1	2	1-1	1-1
3/13	Western Illinois	R	S	0.1	0	0-0	0-0
3/19	#12 S. Carolina	R	--	0.1	0	0-0	0-1
3/20	#12 S. Carolina	R	--	0.2	0	0-0	0-0
3/25	Auburn	R	--	1.2	1	0-0	1-1
3/27	Auburn	R	--	1.1	0	0-0	1-2
3/29	#16 Oklahoma St.	R	--	0.1	0	1-1	1-1
4/1	Missouri	R	--	0.1	2	3-3	1-0
4/10	#14 Ole Miss	R	--	0.1	0	0-0	1-0
4/16	#2 Florida	R	--	0.1	0	1-1	1-0
4/19	#25 Creighton	R	--	0.1	2	0-0	0-0
4/30	#2 Texas A&M	R	--	0.0	0	0-0	1-0
5/3	Missouri St.	R	--	1.0	0	0-0	0-2

46 • Barrett LosekeInnings: 4.0 2x, last vs. #12 S. Carolina (3/19/16)
Strikeouts: 4, 3x, last vs. #2 Texas A&M (4/30/16)

Date	Opponent	S/R	Result	IP	H	R-ER	BB-K
2/20	C. Michigan	R	--	0.1	1	0-0	0-1
2/23	Miss. Valley St.	R	--	2.0	1	0-0	0-3
2/28	Texas Tech	R	--	1.1	2	0-0	3-3
3/9	Gonzaga	R	--	3.0	1	0-0	1-1
3/13	Western Illinois	S	W	4.0	1	0-0	1-4
3/19	#12 S. Carolina	S	--	4.0	3	2-2	3-3
3/27	Auburn	S	--	2.2	4	1-1	1-2
4/2	Missouri	S	L	3.1	2	3-3	1-4
4/10	#14 Ole Miss	S	L	1.0	2	3-3	2-3
4/12	ULM	R	--	1.0	1	0-0	0-1
4/16	#2 Florida	R	--	0.2	0	0-0	3-2
4/26	#18 Oklahoma St.	R	--	1.0	0	0-0	1-0
4/30	#2 Texas A&M	R	--	3.2	2	0-0	0-4

55 • Isaiah CampbellInnings: 4.0 vs. Grambling State (3/15/16)
Strikeouts: 4 vs. Grambling State (3/15/16)

Date	Opponent	S/R	Result	IP	H	R-ER	BB-K
2/23	Miss. Valley St.	S	W	2.0	2	1-1	0-1
3/9	Gonzaga	R	--	0.1	1	0-0	0-1
3/15	Grambling State	S	W	4.0	4	3-3	1-4
3/18	#12 S. Carolina	R	--	1.0	1	1-1	0-0
4/6	Memphis	S	--	2.2	2	0-0	1-2
4/9	#14 Ole Miss	R	--	0.2	3	2-1	0-1
4/14	#2 Florida	R	--	2.1	3	2-0	0-3
4/19	#25 Creighton	S	W	3.0	2	0-0	0-2
4/26	#18 Oklahoma St.	S	--	3.1	4	3-2	2-3
5/1	#2 Texas A&M	R	--	3.1	3	1-1	1-1

IMPACT HITTERS CAREER SINGLE GAME HIGHS (2016)

1 • Rick Nomura

2016 Season Highs

Hits.....4 vs. Western Illinois (3/12/16)
 Runs.....4 vs. Grambling State (3/15/16)
 RBI5 vs. Gonzaga (3/9/16)
 Home Runs ..1, 3x, last vs. Grambling State (3/15/16)
 Walks.....2, 4x, last vs. Eastern Illinois (3/5/16)
 Strikeouts2, 2x, last at #14 Ole Miss (4/10/16)

Career Highs

Hits.....4 vs. Western Illinois (4/6/16)
 Runs.....4 vs. Grambling State (3/15/16)
 RBI5 vs. Gonzaga (3/9/16)
 Home Runs ..1, 6x, last vs. Grambling State (3/15/16)
 Walks.....2, 6x, last vs. #9 Houston (2/27/16)
 Strikeouts2, 6x, last at #14 Ole Miss (4/10/16)

3 • Michael Bernal

2016 Season Highs

Hits.....3,2x, last vs. #2 Florida (4/16/16)
 Runs.....3 vs. Missouri (4/1/16)
 RBI5 vs. #9 Houston (2/27/16)
 Home Runs2, 2x, last vs. Auburn (3/26/16)
 Walks.....3 vs. Eastern Illinois (3/5/16)
 Strikeouts3 at #12 S. Carolina (3/18/16)

Career Highs

Hits.....4 at Georgia (5/15/15)
 Runs.....3, 2x, last vs. Missouri (4/1/16)
 RBI5 vs. #9 Houston (2/27/16)
 Home Runs2, 2x, last vs. Auburn (3/26/16)
 Walks.....3 vs. Eastern Illinois (3/5/16)
 Strikeouts3, 3x, last at #12 S. Carolina (3/18/16)

8 • Eric Cole

2016 Season Highs

Individu

9 • Clark Eagan

2016 Season Highs

Hits.....3, 4x, last vs. Memphis (4/6/16)
 Runs.....3, 4x, last vs. #2 Texas A&M (4/30/16)
 RBI5 vs. Miss. Valley St. (2/24/16)
 Home Runs1, 3x, last at #12 Kentucky (4/23/16)
 Walks.....3 vs. Eastern Illinois (3/6/16)
 Strikeouts2, 6x, last vs. #2 Florida (4/16/16)

Career Highs

Hits.....3, 11x, last vs. Memphis (4/6/16)
 Runs.....3, 9x, last vs. #2 Texas A&M (4/30/16)
 RBI5 vs. Miss. Valley St. (2/24/16)
 Home Runs1, 7x, last at #12 Kentucky (4/23/16)
 Walks.....3, 2x, last vs. Eastern Illinois (3/6/15)
 Strikeouts2, 17x, last vs. #2 Florida (4/16/16)

15 • Jake Arledge

2016 Season Highs

Hits.....3, 2x, last vs. Eastern Illinois (3/5/16)
 Runs.....4, 2x, last vs. Eastern Illinois (3/5/16)
 RBI3 vs. Eastern Illinois (3/5/16)
 Home Runs2 vs. Eastern Illinois (3/5/16)
 Walks.....2, 2x, last vs. Auburn (3/26/16)
 Strikeouts3, 2x, last vs. Auburn (3/27/16)

Career Highs

Hits.....4, 2x, last vs. at LSU Eunice (4/7/15)
 Runs.....4, at Galveston (5/9/15)
 RBI4 vs. Northeast Texas (3/23/15)
 Home Runs2 vs. Eastern Illinois (3/5/16)
 Walks.....2, 4x, last vs. Auburn (3/26/16)
 Strikeouts3, 2x, last vs. Auburn (3/27/16)

17 • Luke Bonfield

2016 Season Highs

Hits.....3, 3x, last at #14 Ole Miss (4/10/16)
 Runs.....4 vs. Miss. Valley St. (2/23/16)
 RBI5 vs. Miss. Valley St. (2/23/16)
 Home Runs1, 7x, last vs. #2 Texas A&M (4/30/16)
 Walks.....2, 3x, last vs. Missouri (4/3/16)
 Strikeouts3, 3x, last at #14 Ole Miss (4/8/16)

Career Highs

Hits.....3, 3x, last at #14 Ole Miss (4/10/16)
 Runs.....4 vs. Miss. Valley St. (2/23/16)
 RBI5 vs. Miss. Valley St. (2/23/16)
 Home Runs1, 8x, last vs. #2 Texas A&M (4/30/16)
 Walks.....3 vs. Stephen F. Austin (4/15/15)
 Strikeouts3, 3x, last at #14 Ole Miss (4/8/16)

19 • Austin Catron

2016 Season Highs

Hits.....3, 2x, last vs. Missouri (4/2/16)
 Runs.....2, 2x, last vs. Missouri (4/2/16)
 RBI3, 3x, last vs. Missouri (4/2/16)
 Home Runs1, 2x, last vs. Missouri (4/2/16)
 Walks.....3 vs. Eastern Illinois (3/5/16)
 Strikeouts3, 2x, last vs. #2 Texas A&M (4/30/16)

Career Highs

Hits.....4 vs. Rose State (4/3/15)
 Runs.....3, 2x, last at NE Oklahoma A&M (4/25/15)
 RBI3, 3x, last vs. Missouri (4/2/16)
 Home Runs1, 7x, last vs. Missouri (4/2/16)
 Walks.....3 vs. Eastern Illinois (3/5/16)
 Strikeouts3, 3x, last vs. #2 Texas A&M (4/30/16)

20 • Carson Shaddy

2016 Season Highs

Hits.....3, 5x, last vs. #2 Texas A&M (5/1/16)
 Runs.....2, 8x, last vs. #18 Oklahoma St. (4/26/16)
 RBI6 vs. Grambling State (3/15/16)
 Home Runs2 vs. Miss. Valley St. (2/24/16)
 Walks.....2, 4x, last vs. #2 Texas A&M (4/30/16)
 Strikeouts4 vs. #2 Florida (4/14/16)

Career Highs

Hits.....3, 6x, last vs. #18 Oklahoma St. (4/26/16)
 Runs.....2, 13x, last vs. #18 Oklahoma St. (4/26/16)
 RBI6 vs. Grambling State (3/15/16)
 Home Runs2 vs. Miss. Valley St. (2/24/16)
 Walks.....2, 4x, last vs. #2 Texas A&M (4/30/16)
 Strikeouts4 vs. #2 Florida (4/14/16)

24 • Chad Spanberger

2016 Season Highs

Hits.....3 vs. #25 Creighton (4/19/16)
 Runs.....2, 2x, last vs. Auburn (3/26/16)
 RBI4 vs. Western Illinois (3/12/16)
 Home Runs1, 5x, last at #12 Kentucky (4/22/16)
 Walks.....3 vs. Louisiana-Monroe (4/12/16)
 Strikeouts5 vs. #2 Texas A&M (4/30/16)

Career Highs

Hits.....3, 3x, last vs. #25 Creighton (4/19/16)
 Runs.....2, 2x, last vs. Auburn (3/26/16)
 RBI4, 2x, last vs. Western Illinois (3/12/16)
 Home Runs1, 5x, last at #12 Kentucky (4/22/16)
 Walks.....3 vs. Loyola Marymount (3/8/15)
 Strikeouts5 vs. #2 Texas A&M (4/30/16)

27 • Tucker Pennell

2016 Season Highs

Hits.....3 vs. #23 Texas Tech (2/28/16)
 Runs.....1, 10x, last vs. #2 Texas A&M (4/30/16)
 RBI2, 2x, last vs. Western Illinois (3/11/16)
 Home Runs1, 2x, last at #12 S. Carolina (3/18/16)
 Walks.....2 vs. Western Illinois (3/11/16)
 Strikeouts2, 4x, last vs. #2 Texas A&M (4/30/16)

Career Highs

Hits.....3 vs. #23 Texas Tech (2/28/16)
 Runs.....2 vs. Missouri State (6/5/15)
 RBI2, 2x, last vs. Miss. Valley St. (2/24/16)
 Home Runs1, 2x, last at #12 S. Carolina (3/18/16)
 Walks.....2 vs. Western Illinois (3/11/16)
 Strikeouts3 at Texas A&M (4/19/15)

29 • Cullen Gassaway

2016 Season Highs

Hits.....3, 2x, last vs. Memphis (4/6/16)
 Runs.....2 vs. Memphis (4/6/16)
 RBI2, 5x, last at #14 Ole Miss (4/8/16)
 Home RunsN/A
 Walks.....2, 2x, last vs. Gonzaga (3/9/16)
 Strikeouts3, 2x, last at #14 Ole Miss (4/8/16)

Career Highs

Hits.....3, 3x, last vs. Memphis (4/6/16)
 Runs.....2, 2x, last vs. Memphis (4/6/16)
 RBI3 vs. Miss Valley State (4/7/15)
 Home Runs1, 3x, last at Georgia (5/15/15)
 Walks.....2 vs. Eastern Illinois (3/5/16)
 Strikeouts3, 3x, last at #14 Ole Miss (4/8/16)

33 • Grant Koch

2016 Season Highs

Hits.....3, 2x, last at Memphis (4/6/16)
 Runs.....2, 3x, last vs. #2 Florida (4/14/16)
 RBI4 vs. Miss. Valley State (2/23/16)
 Home runs1, 2x, last vs. #2 Florida (4/14/16)
 Walks.....1, 10x, last vs. #18 Oklahoma St. (4/26/16)
 Strikeouts2, 2x, last at #14 Ole Miss (4/9/16)

Career Highs

Hits.....3, 2x, last at Memphis (4/6/16)
 Runs.....2, 3x, last vs. #2 Florida (4/14/16)
 RBI4 vs. Miss. Valley State (2/23/16)
 Home runs1, 2x, last vs. #2 Florida (4/14/16)
 Walks.....1, 10x, last vs. #18 Oklahoma St. (4/26/16)
 Strikeouts2, 2x, last at #14 Ole Miss (4/9/16)

Arkansas Baseball
Individual Game-by-Game for Arkansas (as of May 03, 2016)

#10 Josh Alberius - 3 games (All games)

Date	Opponent	Pos	AB	R	H	RBI	2B	3B	HR	BB	SB	CS	HBP	SAC	SF	GDP	K	PO	A	E	Avg
Mar 25	AUBURN	p	0	0	0	0	0	0	0	0	0	0	0	0	0	0	0	0	1	0	.000
Apr 01	MISSOURI	p	0	0	0	0	0	0	0	0	0	0	0	0	0	0	0	0	1	0	.000
Apr 03	MISSOURI	p	0	0	0	0	0	0	0	0	0	0	0	0	0	0	0	1	0	0	.000
Totals		ogs	0	0	0	0	0	0	0	0	0	0	0	0	0	0	0	1	2	0	.000

On base pct. .000 • Slugging pct. .000

#10 Josh Alberius - 21 appearances (All games)

Date	Opponent	GS	IP	H	R	ER	BB	SO	2B	3B	HR	WP	BK	HBP	IBB	Score	W-L	Sv	ERA	NP
Feb 24	MISS. VALLEY STATE		2.0	2	0	0	0	3	0	0	0	0	0	0	0	20-0	0-0	0	0.00	24
Feb 27	vs Houston		0.2	0	0	0	1	1	0	0	0	0	0	0	0	12-3	0-0	0	0.00	14
Mar 04	EASTERN ILLINOIS		1.1	2	0	0	0	2	0	0	0	0	0	0	0	5-2	0-0	0	0.00	29
Mar 09	GONZAGA		0.2	4	2	2	0	1	1	0	0	0	0	0	0	10-15	0-0	0	3.86	20
Mar 13	WESTERN ILLINOIS		1.2	0	0	0	1	3	0	0	0	0	0	1	0	3-0	0-0	0	2.84	27
Mar 16	GRAMBLING STATE		2.0	0	0	0	0	4	0	0	0	0	0	0	0	3-2	1-0	0	2.16	25
Mar 18	at South Carolina		0.1	0	0	0	0	1	0	0	0	1	0	0	0	6-10	1-0	0	2.08	4
Mar 25	AUBURN		2.2	0	0	0	1	5	0	0	0	0	0	0	0	3-2	2-0	0	1.59	35
Mar 29	at Oklahoma State		3.0	2	0	0	1	2	0	0	0	0	0	1	0	4-5	2-0	0	1.26	38
Apr 01	MISSOURI		4.0	2	0	0	1	3	2	0	0	0	0	0	0	7-6	2-0	0	0.98	72
Apr 03	MISSOURI		0.2	1	1	0	0	0	0	0	1	0	0	0	0	1-10	2-0	0	0.95	13
Apr 06	at Memphis		1.0	1	0	0	0	0	0	0	0	0	0	0	0	12-4	2-0	0	0.90	21
Apr 09	at Ole Miss		1.0	0	0	0	1	2	0	0	0	0	0	1	0	9-14	2-0	0	0.86	23
Apr 10	at Ole Miss		0.0	1	0	0	0	0	0	0	0	0	0	0	0	7-8	2-0	0	0.86	5
Apr 12	ULM		2.0	0	0	0	0	4	0	0	0	0	0	0	0	3-1	3-0	0	0.78	26
Apr 14	FLORIDA		1.0	4	3	3	0	1	3	0	0	0	0	0	0	8-12	3-0	0	1.88	22
Apr 19	CREIGHTON		0.2	2	2	2	1	0	0	0	0	0	1	0	0	6-2	3-0	0	2.55	13
Apr 23	at Kentucky-2		0.2	2	0	0	0	1	0	0	0	0	0	0	0	4-5	3-0	0	2.49	13
Apr 30	TEXAS A&M-1		1.0	0	0	0	0	0	0	0	0	0	0	0	0	9-5	3-0	0	2.39	8
Apr 30	TEXAS A&M-2		0.2	2	1	0	0	0	1	0	0	0	0	0	0	8-11	3-0	0	2.33	14
May 03	at Missouri State		0.0	4	4	4	0	0	0	2	1	1	0	0	0	6-14	3-0	0	3.67	18
Totals		0	27.0	29	13	11	7	33	7	2	2	2	0	4	0	146-131	3-0	0	3.67	-

Arkansas Baseball
Individual Game-by-Game for Arkansas (as of May 03, 2016)

#15 Jake Arledge - 33 games (All games)

Date	Opponent	Pos	AB	R	H	RBI	2B	3B	HR	BB	SB	CS	HBP	SAC	SF	GDP	K	PO	A	E	Avg	
Feb 19	CENTRAL MICHIGAN	of	1	1	1	2	0	1	0	0	0	0	0	0	0	0	0	0	0	0	1.000	
Feb 20	CENTRAL MICHIGAN	*of	3	0	0	0	0	0	0	1	0	0	0	0	0	0	1	0	0	0	.250	
Feb 21	CENTRAL MICHIGAN	ph	1	0	0	0	0	0	0	0	0	0	0	0	0	0	0	0	0	0	.200	
Feb 24	MISS. VALLEY STATE	*of	4	4	3	1	1	0	0	1	0	0	1	0	0	0	0	0	0	0	.444	
Feb 26	vs Rice	of	0	0	0	0	0	0	0	1	0	0	0	0	0	0	0	0	0	0	.444	
Feb 28	vs Texas Tech	*of	2	2	2	0	0	0	0	2	1	0	1	0	0	0	0	0	0	0	.545	
Mar 02	LOUISIANA TECH	*of	3	0	0	0	0	0	0	1	1	0	0	0	0	0	1	3	0	0	.429	
Mar 04	EASTERN ILLINOIS	*of	3	1	2	0	0	1	0	1	1	0	0	0	0	0	0	2	0	0	.471	
Mar 05	EASTERN ILLINOIS	*of/of	6	4	3	3	0	0	2	1	0	0	0	0	0	0	1	2	0	0	.478	
Mar 06	EASTERN ILLINOIS	*of	2	0	1	1	0	0	0	1	0	0	1	0	1	0	0	2	0	0	.480	
Mar 09	GONZAGA	*of	3	3	1	0	0	0	0	1	0	0	1	0	0	0	1	4	0	0	.464	
Mar 11	WESTERN ILLINOIS	*of	5	0	1	0	1	0	0	0	0	0	0	0	0	0	1	1	0	0	.424	
Mar 12	WESTERN ILLINOIS	*of	4	0	0	0	0	0	0	1	1	0	0	0	0	0	1	0	0	0	.378	
Mar 13	WESTERN ILLINOIS	*of	2	2	0	0	0	0	0	1	0	0	1	0	0	0	0	1	0	0	.359	
Mar 15	GRAMBLING STATE	*of	4	1	1	0	1	0	0	1	0	0	0	0	0	0	0	0	0	0	.349	
Mar 16	GRAMBLING STATE	*of/of	3	0	0	0	0	0	0	1	0	0	0	0	0	0	0	2	0	0	.326	
Mar 18	at South Carolina	*of/of	5	0	0	0	0	0	0	0	0	0	0	0	0	0	3	4	1	0	.294	
Mar 19	at South Carolina	*of	4	0	0	0	0	0	0	0	0	0	0	0	0	1	1	3	1	0	.273	
Mar 20	at South Carolina	of	0	0	0	0	0	0	0	0	0	0	0	0	0	0	0	0	0	0	.273	
Mar 25	AUBURN	pr/of	1	2	1	0	0	0	0	0	0	0	0	0	0	0	0	0	0	0	.286	
Mar 26	AUBURN	*of	2	2	1	0	0	0	0	2	0	0	0	0	0	0	0	3	0	0	.293	
Mar 27	AUBURN	*of	4	0	0	0	0	0	0	0	0	0	0	0	0	0	3	2	0	0	.274	
Mar 29	at Oklahoma State	of	2	0	1	0	0	0	0	0	0	0	0	0	0	0	0	0	0	0	.281	
Apr 01	MISSOURI	*of/of	4	1	0	1	0	0	0	0	0	0	0	0	1	0	1	1	0	0	.265	
Apr 03	MISSOURI	*of	2	0	0	0	0	0	0	0	0	0	0	1	0	0	2	0	0	0	.257	
Apr 09	at Ole Miss	*of	2	0	1	0	0	1	0	0	0	0	0	0	0	0	0	1	0	0	.264	
Apr 10	at Ole Miss	*of	3	1	0	0	0	0	0	1	0	0	0	0	0	1	1	1	0	0	.253	
Apr 15	FLORIDA	*of	4	0	2	0	1	0	0	0	0	0	0	0	0	0	1	1	0	0	.266	
Apr 16	FLORIDA	pr/of	1	0	1	1	1	0	0	0	0	0	0	0	0	0	0	1	0	0	.275	
Apr 19	CREIGHTON	of	0	0	0	0	0	0	0	0	0	0	0	0	0	0	0	0	0	0	.275	
Apr 23	at Kentucky-2	pr/of	0	0	0	0	0	0	0	0	0	0	0	0	0	0	0	0	0	0	.275	
Apr 30	TEXAS A&M-1	of	0	0	0	0	0	0	0	1	1	0	0	0	0	0	0	0	0	0	.275	
May 01	TEXAS A&M	*of/of	3	0	0	0	0	0	0	1	0	0	0	0	0	0	1	3	0	0	.265	
Totals			23gs	83	24	22	9	5	3	2	19	5	0	5	1	2	2	19	37	2	0	.265

On base pct. .422 • Slugging pct. .470

#26 Jack Benninghoff - 14 games (All games)

Date	Opponent	Pos	AB	R	H	RBI	2B	3B	HR	BB	SB	CS	HBP	SAC	SF	GDP	K	PO	A	E	Avg
Feb 19	CENTRAL MICHIGAN	pr/of	0	1	0	0	0	0	0	0	0	0	0	0	0	0	0	0	0	0	.000
Feb 20	CENTRAL MICHIGAN	*dh	2	0	0	0	0	0	0	0	0	0	0	1	0	0	2	0	0	0	.000
Feb 23	MISS. VALLEY STATE	of	1	2	1	0	0	0	0	1	0	0	0	0	0	0	0	0	0	0	.333
Feb 24	MISS. VALLEY STATE	*of	3	3	0	0	0	0	0	3	0	0	0	0	0	0	0	0	0	0	.167
Feb 27	vs Houston	*dh	1	0	0	0	0	0	0	0	0	0	0	0	0	0	0	0	0	0	.143
Mar 04	EASTERN ILLINOIS	ph/dh	2	0	0	0	0	0	0	0	0	0	0	0	0	0	1	0	0	0	.111
Mar 05	EASTERN ILLINOIS	of	2	0	0	0	0	0	0	0	0	0	0	0	0	0	0	1	0	0	.091
Mar 13	WESTERN ILLINOIS	ph/of	1	0	0	0	0	0	0	0	0	0	0	0	0	0	1	1	0	0	.083
Mar 15	GRAMBLING STATE	of	1	0	0	0	0	0	0	0	0	0	0	0	0	0	0	2	0	0	.077
Mar 26	AUBURN	of	1	0	1	0	0	0	0	0	0	0	0	0	0	0	0	0	0	0	.143
Mar 27	AUBURN	of	0	0	0	0	0	0	0	0	0	0	0	0	0	0	0	0	0	0	.143
Mar 29	at Oklahoma State	*of	3	0	0	0	0	0	0	0	0	0	0	0	0	0	1	1	0	0	.118
Apr 06	at Memphis	ph	1	0	0	0	0	0	0	0	0	0	0	0	0	0	1	0	0	0	.111
May 03	at Missouri State	of	0	0	0	0	0	0	0	0	0	0	0	0	0	0	0	0	0	0	.111
Totals			4gs	18	6	2	0	0	0	4	0	0	0	1	0	0	7	4	0	0	.111

On base pct. .273 • Slugging pct. .111

Arkansas Baseball
Individual Game-by-Game for Arkansas (as of May 03, 2016)

#3 Michael Bernal - 44 games (All games)

Date	Opponent	Pos	AB	R	H	RBI	2B	3B	HR	BB	SB	CS	HBP	SAC	SF	GDP	K	PO	A	E	Avg
Feb 19	CENTRAL MICHIGAN	*ss	2	0	0	0	0	0	0	0	0	0	1	1	0	0	0	1	7	0	.000
Feb 20	CENTRAL MICHIGAN	*ss	3	0	1	0	0	0	0	0	0	0	0	0	0	0	1	1	1	0	.200
Feb 21	CENTRAL MICHIGAN	*ss	4	1	1	2	1	0	0	0	0	0	0	0	0	0	0	1	3	0	.222
Feb 23	MISS. VALLEY STATE	*ss	5	2	2	2	1	0	0	1	0	0	0	0	0	0	2	1	3	1	.286
Feb 24	MISS. VALLEY STATE	*ss	3	2	2	2	1	0	1	0	0	0	0	0	0	0	0	0	2	0	.353
Feb 26	vs Rice	*ss	3	1	0	0	0	0	0	0	0	0	1	0	0	0	0	1	4	0	.300
Feb 27	vs Houston	*ss	4	2	2	5	0	0	2	0	0	0	0	0	0	0	0	1	3	0	.333
Feb 28	vs Texas Tech	*ss	5	2	2	2	0	0	1	0	0	0	0	0	0	1	1	2	1	0	.345
Mar 02	LOUISIANA TECH	*ss	4	0	0	0	0	0	0	0	0	0	0	0	0	0	0	2	3	0	.303
Mar 04	EASTERN ILLINOIS	*ss	4	1	1	0	0	0	0	0	0	0	0	0	0	0	0	3	3	0	.297
Mar 05	EASTERN ILLINOIS	*ss	3	1	0	1	0	0	0	3	0	0	0	0	0	0	0	2	7	1	.275
Mar 06	EASTERN ILLINOIS	*ss	3	1	0	0	0	0	0	1	0	0	0	0	0	0	0	3	4	0	.256
Mar 09	GONZAGA	*ss	4	0	1	0	0	0	0	0	0	0	0	0	0	0	0	1	3	0	.255
Mar 11	WESTERN ILLINOIS	*ss	4	0	1	0	0	0	0	0	0	0	0	0	0	0	0	2	4	0	.255
Mar 12	WESTERN ILLINOIS	*ss	4	0	1	1	1	0	0	0	0	0	0	0	0	0	1	2	4	1	.255
Mar 13	WESTERN ILLINOIS	*ss	4	0	0	0	0	0	0	0	0	0	0	0	0	0	1	2	6	1	.237
Mar 15	GRAMBLING STATE	*ss	4	0	2	2	1	0	0	0	0	0	0	0	0	0	2	1	2	0	.254
Mar 16	GRAMBLING STATE	*ss	3	0	1	1	0	0	0	0	0	0	0	0	0	0	0	0	5	0	.258
Mar 18	at South Carolina	*ss	4	0	0	0	0	0	0	0	0	0	0	0	0	0	3	2	2	0	.243
Mar 19	at South Carolina	*ss	3	0	1	1	0	0	0	0	0	0	1	0	0	1	0	2	1	0	.247
Mar 25	AUBURN	*ss	3	0	1	0	0	0	0	0	0	0	0	0	0	0	0	1	2	0	.250
Mar 26	AUBURN	*ss	4	2	2	4	0	0	2	1	0	0	0	0	0	0	0	2	3	0	.262
Mar 27	AUBURN	*ss	4	0	2	3	0	0	0	0	0	0	0	0	0	0	1	0	3	0	.274
Mar 29	at Oklahoma State	*ss	3	0	1	1	1	0	0	1	0	0	0	0	0	0	0	1	5	0	.276
Apr 01	MISSOURI	*ss	3	3	3	1	0	0	0	1	0	0	0	0	0	0	0	1	1	0	.300
Apr 02	MISSOURI	*ss	3	0	0	0	0	0	0	0	0	0	1	0	0	0	1	2	3	0	.290
Apr 03	MISSOURI	*ss	4	0	1	0	0	0	0	0	0	0	0	0	0	0	1	1	2	0	.289
Apr 06	at Memphis	*ss	4	2	2	1	0	0	0	0	0	0	0	0	1	0	0	1	3	0	.297
Apr 08	at Ole Miss	*ss	4	0	1	0	0	0	0	0	0	0	0	0	0	0	0	1	3	0	.295
Apr 09	at Ole Miss	*ss	4	2	1	1	0	0	0	1	0	0	0	0	0	0	1	2	2	0	.294
Apr 10	at Ole Miss	*ss	5	2	2	3	1	0	1	0	0	0	0	0	0	0	0	0	2	0	.298
Apr 12	ULM	*ss	4	1	0	0	0	0	0	0	0	0	0	0	0	0	1	1	3	0	.288
Apr 14	FLORIDA	*ss	4	1	0	0	0	0	0	0	0	0	1	0	0	0	2	1	4	2	.279
Apr 15	FLORIDA	*ss	4	1	1	1	0	0	1	0	0	0	0	0	0	0	2	2	9	0	.278
Apr 16	FLORIDA	*ss	3	2	3	0	1	0	0	1	0	1	0	0	0	0	0	2	4	0	.295
Apr 19	CREIGHTON	*ss	4	2	2	0	0	0	0	0	0	0	0	0	0	0	1	5	3	0	.301
Apr 22	at Kentucky	*ss	4	0	0	0	0	0	0	0	0	0	0	0	0	0	0	0	4	1	.292
Apr 23	at Kentucky-1	*ss	3	0	0	0	0	0	0	0	0	0	0	0	0	1	0	0	4	0	.286
Apr 23	at Kentucky-2	*ss	3	0	1	1	0	0	0	0	0	0	0	0	0	0	2	1	1	0	.287
Apr 26	OKLAHOMA STATE	*ss	3	0	2	0	0	0	0	1	0	0	0	0	0	0	0	1	4	0	.295
Apr 30	TEXAS A&M-1	*ss	5	2	2	0	0	0	0	0	0	0	0	0	0	0	0	3	5	0	.298
Apr 30	TEXAS A&M-2	*ss	4	1	1	1	0	0	0	2	0	0	0	0	0	0	1	1	6	1	.297
May 01	TEXAS A&M	*ss	4	1	2	0	0	1	0	0	0	0	0	0	0	0	0	2	2	1	.302
May 03	at Missouri State	*ss	3	1	0	0	0	0	0	0	0	0	0	0	0	0	0	0	5	0	.296
Totals		44gs	162	36	48	36	8	1	8	13	0	1	5	1	1	3	24	61	151	9	.296

On base pct. .365 • Slugging pct. .506

Arkansas Baseball
Individual Game-by-Game for Arkansas (as of May 03, 2016)

#17 Luke Bonfield - 40 games (All games)

Date	Opponent	Pos	AB	R	H	RBI	2B	3B	HR	BB	SB	CS	HBP	SAC	SF	GDP	K	PO	A	E	Avg
Feb 19	CENTRAL MICHIGAN	*of	3	0	1	0	0	0	0	0	0	0	0	0	0	0	2	1	0	0	.333
Feb 21	CENTRAL MICHIGAN	*of	4	1	1	3	0	0	1	0	0	0	0	0	0	0	0	1	0	0	.286
Feb 23	MISS. VALLEY STATE	*of	5	4	3	5	1	0	1	1	0	0	0	0	0	0	0	0	0	0	.417
Feb 24	MISS. VALLEY STATE	*dh	1	0	0	2	0	0	0	2	0	0	0	0	1	0	0	0	0	0	.385
Feb 26	vs Rice	*of	2	0	0	1	0	0	0	1	0	0	0	0	0	0	1	1	0	0	.333
Feb 27	vs Houston	*of	5	1	1	0	0	0	0	0	0	0	0	0	0	0	2	0	0	0	.300
Feb 28	vs Texas Tech	*dh	3	0	0	0	0	0	0	0	0	0	0	0	0	0	3	0	0	0	.261
Mar 05	EASTERN ILLINOIS	*of	1	0	1	0	0	0	0	1	0	0	0	0	0	0	0	0	0	0	.292
Mar 11	WESTERN ILLINOIS	*of	4	0	0	0	0	0	0	0	0	0	0	0	0	0	0	1	0	0	.250
Mar 12	WESTERN ILLINOIS	*dh	3	2	3	0	2	0	0	2	0	0	0	0	0	0	0	0	0	0	.323
Mar 13	WESTERN ILLINOIS	*dh	4	0	2	3	1	0	0	0	0	0	0	0	0	0	1	0	0	0	.343
Mar 15	GRAMBLING STATE	*of	5	3	2	1	1	0	0	0	0	0	1	0	0	0	1	1	0	0	.350
Mar 16	GRAMBLING STATE	*of	3	0	1	0	0	0	0	1	0	1	0	0	0	0	1	0	0	0	.349
Mar 18	at South Carolina	*dh	4	1	2	2	0	0	1	0	0	0	0	0	0	0	1	0	0	0	.362
Mar 19	at South Carolina	*dh	4	1	1	0	0	0	0	0	0	0	0	0	0	0	3	0	0	0	.353
Mar 20	at South Carolina	*of	3	0	0	0	0	0	0	1	0	0	0	0	0	0	2	4	0	0	.333
Mar 25	AUBURN	*of	4	0	1	1	0	0	0	0	0	0	0	0	1	0	0	0	0	0	.328
Mar 26	AUBURN	*dh	3	2	1	2	0	0	1	1	0	0	0	0	0	0	2	0	0	0	.328
Mar 27	AUBURN	*dh	3	1	1	0	0	0	0	1	0	0	0	0	0	0	1	0	0	0	.328
Mar 29	at Oklahoma State	*dh	3	1	2	1	0	0	0	1	0	0	0	0	0	0	0	0	0	0	.343
Apr 01	MISSOURI	*of	2	0	0	0	0	0	0	0	0	0	0	0	0	0	1	1	0	0	.333
Apr 02	MISSOURI	ph/of	1	0	0	0	0	0	0	0	0	0	0	0	0	0	1	0	0	0	.329
Apr 03	MISSOURI	*of	2	0	1	0	0	0	0	2	0	0	0	0	0	0	0	0	0	0	.333
Apr 06	at Memphis	*of	5	1	1	1	0	0	1	0	0	0	0	0	0	0	1	1	0	0	.325
Apr 08	at Ole Miss	*of	4	0	1	0	1	0	0	0	0	0	0	0	0	0	3	1	0	0	.321
Apr 09	at Ole Miss	*of	5	3	2	1	1	0	1	0	0	0	0	0	0	0	0	0	0	0	.326
Apr 10	at Ole Miss	*of	5	1	3	1	0	0	0	0	0	0	0	0	0	0	0	0	0	0	.341
Apr 12	ULM	*of	3	0	2	1	1	0	0	0	0	0	1	0	0	0	0	2	0	0	.351
Apr 14	FLORIDA	*of	5	0	1	1	0	0	0	0	0	0	0	0	0	0	2	2	0	1	.343
Apr 15	FLORIDA	*of	4	0	2	0	0	0	0	0	0	0	0	0	0	0	1	0	0	0	.350
Apr 16	FLORIDA	*of	3	0	0	0	0	0	0	1	0	0	0	0	0	0	2	3	0	0	.340
Apr 19	CREIGHTON	*of	4	1	2	0	0	0	0	0	0	0	0	0	0	0	1	2	0	0	.345
Apr 22	at Kentucky	*of	4	0	1	0	0	0	0	0	0	1	0	0	0	0	0	1	0	0	.342
Apr 23	at Kentucky-1	*of	3	1	1	1	1	0	0	0	0	0	0	0	0	0	0	0	0	0	.342
Apr 23	at Kentucky-2	*of	3	0	0	1	0	0	0	0	0	0	0	0	0	0	0	1	0	0	.333
Apr 26	OKLAHOMA STATE	*dh	2	2	1	3	0	0	1	0	0	0	2	0	1	0	1	0	0	0	.336
Apr 30	TEXAS A&M-1	*of	5	0	2	1	0	0	0	0	0	0	0	0	0	0	0	2	0	0	.339
Apr 30	TEXAS A&M-2	*of	5	2	2	3	0	0	1	1	0	0	0	0	0	0	2	1	0	0	.341
May 01	TEXAS A&M	*of	4	0	1	0	0	0	0	0	0	0	0	0	0	0	0	1	0	0	.338
May 03	at Missouri State	*of	5	0	2	0	2	0	0	0	0	0	0	0	0	1	0	0	0	0	.340
Totals		39gs	141	28	48	35	11	0	8	16	0	2	4	0	2	2	35	27	0	1	.340

On base pct. .417 • Slugging pct. .589

#55 Isaiah Campbell - 4 games (All games)

Date	Opponent	Pos	AB	R	H	RBI	2B	3B	HR	BB	SB	CS	HBP	SAC	SF	GDP	K	PO	A	E	Avg
Feb 23	MISS. VALLEY STATE	*p	0	0	0	0	0	0	0	0	0	0	0	0	0	0	0	0	1	0	.000
Mar 15	GRAMBLING STATE	*p	0	0	0	0	0	0	0	0	0	0	0	0	0	0	0	1	1	0	.000
Apr 26	OKLAHOMA STATE	*p	0	0	0	0	0	0	0	0	0	0	0	0	0	0	0	0	2	0	.000
May 01	TEXAS A&M	p	0	0	0	0	0	0	0	0	0	0	0	0	0	0	0	0	1	0	.000
Totals		3gs	0	0	0	0	0	0	0	0	0	0	0	0	0	0	0	1	5	0	.000

On base pct. .000 • Slugging pct. .000

Arkansas Baseball
Individual Game-by-Game for Arkansas (as of May 03, 2016)

#55 Isaiah Campbell - 10 appearances (All games)

Date	Opponent	GS	IP	H	R	ER	BB	SO	2B	3B	HR	WP	BK	HBP	IBB	Score	W-L	Sv	ERA	NP
Feb 23	MISS. VALLEY STATE	*	2.0	2	1	1	0	1	0	0	0	0	0	0	0	21-4	1-0	0	4.50	23
Mar 09	GONZAGA		0.1	1	0	0	0	1	0	0	0	0	0	2	0	10-15	1-0	0	3.86	20
Mar 15	GRAMBLING STATE	*	4.0	4	3	3	1	4	1	0	2	0	0	0	0	14-4	2-0	0	5.68	57
Mar 18	at South Carolina		1.0	1	1	1	0	0	0	0	1	0	0	0	0	6-10	2-0	0	6.14	10
Apr 06	at Memphis	*	2.2	2	0	0	1	2	0	0	0	1	0	0	0	12-4	2-0	0	4.50	34
Apr 09	at Ole Miss		0.2	3	2	1	0	1	1	0	0	0	0	0	0	9-14	2-0	0	5.06	19
Apr 14	FLORIDA		2.1	3	2	0	0	3	0	0	0	0	0	0	0	8-12	2-0	0	4.15	51
Apr 19	CREIGHTON	*	3.0	2	0	0	0	2	0	0	0	0	0	0	0	6-2	3-0	0	3.38	26
Apr 26	OKLAHOMA STATE	*	3.1	3	3	2	2	3	0	0	1	0	0	0	0	7-6	3-0	0	3.72	63
May 01	TEXAS A&M		3.1	3	1	1	1	1	1	0	0	0	0	0	0	2-6	3-0	0	3.57	48
Totals		5	22.2	24	13	9	5	18	3	0	4	1	0	2	0	95-77	3-0	0	3.57	-

#19 Austin Catron - 25 games (All games)

Date	Opponent	Pos	AB	R	H	RBI	2B	3B	HR	BB	SB	CS	HBP	SAC	SF	GDP	K	PO	A	E	Avg
Feb 19	CENTRAL MICHIGAN	*dh	3	0	1	0	0	0	0	0	0	0	0	1	0	0	1	0	0	0	.333
Feb 20	CENTRAL MICHIGAN	ph/dh	1	0	1	1	0	0	0	0	0	1	0	0	0	0	0	0	0	0	.500
Feb 21	CENTRAL MICHIGAN	*dh	2	1	0	0	0	0	0	1	0	0	0	0	0	0	0	0	0	0	.333
Feb 23	MISS. VALLEY STATE	*dh	5	2	2	3	0	0	1	0	0	0	0	1	0	0	0	0	0	0	.364
Feb 24	MISS. VALLEY STATE	*1b	5	1	1	2	0	0	0	0	0	0	0	1	0	0	2	13	1	0	.312
Feb 26	vs Rice	*dh	3	1	2	0	1	0	0	0	0	0	0	1	0	0	0	0	0	0	.368
Feb 27	vs Houston	ph/dh	3	1	3	3	0	0	0	0	0	0	0	0	0	0	0	0	0	0	.455
Mar 02	LOUISIANA TECH	ph	1	0	0	0	0	0	0	0	0	0	0	0	0	0	1	0	0	0	.435
Mar 04	EASTERN ILLINOIS	*dh	2	0	0	0	0	0	0	0	0	0	0	0	0	0	0	0	0	0	.400
Mar 05	EASTERN ILLINOIS	*dh/of	3	0	1	2	0	0	0	3	0	0	0	0	0	0	0	0	0	0	.393
Mar 06	EASTERN ILLINOIS	*1b	4	0	0	0	0	0	0	0	0	0	0	0	0	0	1	10	0	1	.344
Mar 09	GONZAGA	*dh	5	0	0	0	0	0	0	0	0	0	0	0	0	0	1	0	0	0	.297
Mar 16	GRAMBLING STATE	*dh	3	0	0	0	0	0	0	1	0	0	0	0	0	1	1	0	0	0	.275
Apr 01	MISSOURI	*dh	4	1	1	1	0	0	0	0	0	0	0	0	0	0	1	0	0	0	.273
Apr 02	MISSOURI	*dh	3	2	3	3	0	1	1	1	0	0	0	0	0	0	0	0	0	0	.319
Apr 03	MISSOURI	*dh	4	1	2	0	0	0	0	0	0	0	0	0	0	0	0	0	0	0	.333
Apr 06	at Memphis	*dh	4	0	0	0	0	0	0	0	0	0	0	0	0	0	0	0	0	0	.309
Apr 08	at Ole Miss	*dh	4	1	1	0	0	0	0	0	1	0	0	0	0	0	2	0	0	0	.305
Apr 09	at Ole Miss	ph/of	3	0	0	0	0	0	0	0	0	0	0	0	1	0	0	0	0	0	.290
Apr 12	ULM	*dh	3	0	0	0	0	0	0	0	0	1	0	0	0	0	1	0	0	0	.277
Apr 16	FLORIDA	*dh	4	0	1	0	0	0	0	0	0	0	0	0	0	0	3	0	0	0	.275
Apr 19	CREIGHTON	*dh	4	0	0	0	0	0	0	0	0	0	0	0	1	0	0	0	0	0	.260
Apr 30	TEXAS A&M-1	ph	0	0	0	1	0	0	0	0	0	0	0	1	0	0	0	0	0	0	.260
Apr 30	TEXAS A&M-2	*dh	6	1	2	0	1	0	0	0	0	0	0	0	0	0	3	0	0	0	.266
May 03	at Missouri State	*dh	3	0	0	0	0	0	0	1	0	0	0	0	1	1	0	0	0	0	.256
Totals		20gs	82	12	21	16	2	1	2	7	1	1	1	2	3	4	18	23	1	1	.256

On base pct. .312 • Slugging pct. .378

#36 Cannon Chadwick - 3 games (All games)

Date	Opponent	Pos	AB	R	H	RBI	2B	3B	HR	BB	SB	CS	HBP	SAC	SF	GDP	K	PO	A	E	Avg
Feb 24	MISS. VALLEY STATE	p	0	0	0	0	0	0	0	0	0	0	0	0	0	0	0	0	1	0	.000
Mar 02	LOUISIANA TECH	p	0	0	0	0	0	0	0	0	0	0	0	0	0	0	0	0	1	0	.000
Mar 05	EASTERN ILLINOIS	p	0	0	0	0	0	0	0	0	0	0	0	0	0	0	0	0	1	1	.000
Totals		0gs	0	0	0	0	0	0	0	0	0	0	0	0	0	0	0	0	3	1	.000

On base pct. .000 • Slugging pct. .000

Arkansas Baseball
Individual Game-by-Game for Arkansas (as of May 03, 2016)

#36 Cannon Chadwick - 8 appearances (All games)

Date	Opponent	GS	IP	H	R	ER	BB	SO	2B	3B	HR	WP	BK	HBP	IBB	Score	W-L	Sv	ERA	NP
Feb 20	CENTRAL MICHIGAN		2.0	1	0	0	1	1	0	0	0	0	0	1	0	4-3	0-0	0	0.00	34
Feb 24	MISS. VALLEY STATE		1.0	0	0	0	0	1	0	0	0	0	0	0	0	20-0	0-0	0	0.00	11
Feb 28	vs Texas Tech		2.1	3	1	1	1	3	0	0	0	0	0	0	0	10-6	1-0	0	1.69	45
Mar 02	LOUISIANA TECH		3.0	2	0	0	0	1	0	0	0	0	0	0	0	2-3	1-0	0	1.08	25
Mar 05	EASTERN ILLINOIS		2.2	2	1	0	1	1	1	0	0	0	0	0	0	8-10	1-0	0	0.82	35
Mar 09	GONZAGA		0.2	3	2	2	1	1	1	0	0	0	0	0	0	10-15	1-0	0	2.31	18
Apr 12	ULM		1.0	0	0	0	0	2	0	0	0	0	0	0	0	3-1	1-0	0	2.13	12
Apr 15	FLORIDA		2.2	2	0	0	0	0	0	0	0	0	0	0	0	2-9	1-0	0	1.76	36
Totals		0	15.1	13	4	3	4	10	2	0	0	0	0	1	0	59-47	1-0	0	1.76	-

#8 Eric Cole - 28 games (All games)

Date	Opponent	Pos	AB	R	H	RBI	2B	3B	HR	BB	SB	CS	HBP	SAC	SF	GDP	K	PO	A	E	Avg
Feb 19	CENTRAL MICHIGAN	*of	5	2	2	0	0	0	0	0	0	0	0	0	0	0	0	3	0	0	.400
Feb 20	CENTRAL MICHIGAN	*of	3	2	1	0	0	0	0	1	0	0	0	0	0	0	1	0	0	0	.375
Feb 21	CENTRAL MICHIGAN	*of	2	0	2	0	0	0	2	0	0	0	0	0	0	0	0	3	0	0	.500
Feb 23	MISS. VALLEY STATE	*of	3	1	2	0	0	0	0	1	0	0	0	0	0	0	1	0	0	0	.538
Feb 26	vs Rice	*of	3	0	0	0	0	0	0	1	0	0	1	0	0	0	2	0	0	0	.438
Feb 27	vs Houston	*of	5	2	1	0	0	0	0	0	0	0	0	0	0	0	2	1	0	0	.381
Feb 28	vs Texas Tech	*of	3	0	0	1	0	0	0	1	0	0	0	0	1	0	1	1	0	0	.333
Mar 02	LOUISIANA TECH	*of	5	1	1	0	0	0	0	0	0	0	0	0	0	0	1	0	0	0	.310
Mar 04	EASTERN ILLINOIS	*of	4	1	1	1	0	0	0	1	0	0	0	0	0	0	1	1	0	0	.303
Mar 05	EASTERN ILLINOIS	ph/of	3	0	0	0	0	0	0	0	0	0	0	1	0	0	0	0	0	0	.278
Mar 06	EASTERN ILLINOIS	*of	4	0	0	0	0	0	0	0	0	0	0	1	0	0	0	2	0	0	.250
Mar 11	WESTERN ILLINOIS	pr	0	1	0	0	0	0	0	0	0	0	0	0	0	0	0	0	0	0	.250
Mar 12	WESTERN ILLINOIS	*of	5	1	2	1	1	0	0	0	1	0	0	0	0	0	0	1	0	0	.267
Mar 13	WESTERN ILLINOIS	*of	2	0	0	0	0	0	0	1	0	0	0	1	0	0	2	0	0	0	.255
Mar 15	GRAMBLING STATE	*of	4	0	1	1	0	0	0	0	0	0	0	0	0	0	1	0	0	0	.255
Mar 16	GRAMBLING STATE	of	0	0	0	0	0	0	0	0	0	0	0	0	0	0	0	0	0	0	.255
Mar 18	at South Carolina	*of	4	0	2	0	1	0	0	1	0	0	0	0	0	0	0	1	0	0	.273
Mar 19	at South Carolina	*of	3	0	0	0	0	0	0	1	0	0	0	0	0	0	0	1	3	0	.259
Mar 20	at South Carolina	ph	1	0	0	0	0	0	0	0	0	0	0	0	0	0	1	0	0	0	.254
Mar 26	AUBURN	of	1	0	1	0	0	0	0	0	0	0	0	0	0	0	0	1	0	0	.267
Apr 02	MISSOURI	*of/of	5	0	0	0	0	0	0	0	0	0	0	0	0	0	2	0	0	0	.246
Apr 06	at Memphis	*of	4	0	1	0	0	0	0	0	0	0	0	1	0	0	2	0	0	0	.246
Apr 08	at Ole Miss	*of	4	0	0	0	0	0	0	0	0	0	0	0	0	0	0	3	0	0	.233
Apr 10	at Ole Miss	pr	0	1	0	0	0	0	0	0	0	0	0	0	0	0	0	0	0	0	.233
Apr 16	FLORIDA	*of	5	0	1	0	0	0	0	0	0	0	0	0	0	0	2	1	0	0	.231
Apr 23	at Kentucky-2	of	0	0	0	0	0	0	0	0	0	0	0	0	0	0	0	0	0	0	.231
Apr 26	OKLAHOMA STATE	*of	4	0	1	1	0	0	0	0	0	0	0	0	0	0	1	5	0	0	.232
May 03	at Missouri State	*of	3	1	2	2	0	1	0	1	0	0	0	0	0	0	0	3	0	0	.247
Totals		21gs	85	13	21	7	2	1	0	11	1	0	1	4	1	0	21	29	0	0	.247

On base pct. .337 • Slugging pct. .294

#18 Anthony Dahl - 6 appearances (All games)

Date	Opponent	GS	IP	H	R	ER	BB	SO	2B	3B	HR	WP	BK	HBP	IBB	Score	W-L	Sv	ERA	NP
Feb 21	CENTRAL MICHIGAN		2.1	2	0	0	1	3	0	0	0	0	0	0	0	9-4	1-0	0	0.00	52
Feb 27	vs Houston		2.2	5	2	2	0	3	2	0	0	0	0	0	0	12-3	1-0	0	3.60	39
Mar 05	EASTERN ILLINOIS		0.0	2	2	2	0	0	1	0	0	0	0	0	0	8-10	1-0	0	7.20	4
Mar 09	GONZAGA		0.0	0	2	2	0	0	0	0	0	0	0	2	0	10-15	1-1	0	10.80	2
Apr 06	at Memphis		1.0	3	1	1	0	1	1	0	0	0	0	0	0	12-4	1-1	0	10.50	19
May 03	at Missouri State		1.0	2	2	2	3	1	0	0	0	0	0	0	0	6-14	1-1	0	11.57	37
Totals		0	7.0	14	9	9	4	8	4	0	0	0	0	2	0	57-50	1-1	0	11.57	-

Arkansas Baseball
Individual Game-by-Game for Arkansas (as of May 03, 2016)

#9 Clark Eagan - 45 games (All games)

Date	Opponent	Pos	AB	R	H	RBI	2B	3B	HR	BB	SB	CS	HBP	SAC	SF	GDP	K	PO	A	E	Avg
Feb 19	CENTRAL MICHIGAN	*of/1b	3	0	0	0	0	0	0	0	0	0	0	1	0	0	2	1	0	0	.000
Feb 20	CENTRAL MICHIGAN	*of/1b	3	0	2	1	0	0	0	0	0	0	0	1	0	0	0	2	0	0	.333
Feb 21	CENTRAL MICHIGAN	*of/1b	3	1	1	0	0	0	0	1	0	0	0	0	0	0	0	3	1	0	.333
Feb 23	MISS. VALLEY STATE	*of/1b	5	2	1	2	0	0	1	1	0	0	0	0	0	0	0	6	0	0	.286
Feb 24	MISS. VALLEY STATE	*3b	4	1	2	5	1	0	0	0	1	0	0	0	2	0	1	0	3	0	.333
Feb 26	vs Rice	*of	5	0	2	0	2	0	0	0	0	0	0	0	0	0	0	0	0	0	.348
Feb 27	vs Houston	*of	4	0	0	0	0	0	0	0	0	0	1	0	0	0	1	1	0	0	.296
Feb 28	vs Texas Tech	*of	3	3	2	2	0	1	1	1	1	0	1	0	0	0	0	2	0	0	.333
Mar 02	LOUISIANA TECH	*of	3	0	2	1	0	0	0	1	0	0	0	0	0	0	1	3	0	0	.364
Mar 04	EASTERN ILLINOIS	*1b	3	0	1	1	0	0	0	1	1	0	0	0	0	0	1	10	2	0	.361
Mar 05	EASTERN ILLINOIS	*of/1b	6	1	3	0	1	0	0	1	0	0	0	0	0	0	0	8	0	0	.381
Mar 06	EASTERN ILLINOIS	*of	2	0	1	1	0	0	0	3	0	0	0	0	0	0	0	0	0	0	.386
Mar 09	GONZAGA	*of	4	2	1	2	0	0	0	1	0	0	0	0	0	0	1	3	0	0	.375
Mar 11	WESTERN ILLINOIS	*of	4	0	0	0	0	0	0	0	0	0	0	1	0	0	0	0	0	0	.346
Mar 12	WESTERN ILLINOIS	*3b	4	1	2	1	0	0	0	0	1	0	0	0	1	0	0	1	3	0	.357
Mar 13	WESTERN ILLINOIS	*1b	4	0	0	0	0	0	0	0	0	0	0	0	0	1	1	11	0	0	.333
Mar 15	GRAMBLING STATE	*1b	6	3	3	1	0	0	0	0	0	0	0	0	0	0	1	10	2	0	.348
Mar 16	GRAMBLING STATE	*of/1b	3	0	0	0	0	0	0	1	0	0	0	0	0	0	0	4	0	0	.333
Mar 18	at South Carolina	*of/1b	5	1	2	0	0	0	0	0	0	0	0	0	0	0	2	3	2	0	.338
Mar 19	at South Carolina	*1b	4	0	0	0	0	0	0	0	0	0	0	0	0	0	1	7	2	0	.321
Mar 20	at South Carolina	*of/1b	4	1	1	1	0	0	0	0	0	0	1	0	0	0	1	4	0	0	.317
Mar 25	AUBURN	*of/1b	4	0	0	0	0	0	0	0	0	0	0	0	0	0	2	3	0	0	.302
Mar 26	AUBURN	*of	4	1	1	0	0	0	0	0	0	0	0	0	0	0	0	2	0	0	.300
Mar 27	AUBURN	*of/1b	3	0	0	0	0	0	0	1	0	0	0	0	0	0	1	2	0	0	.290
Mar 29	at Oklahoma State	*of	4	0	0	0	0	0	0	1	0	0	0	0	0	0	2	0	0	0	.278
Apr 01	MISSOURI	*of	5	0	3	2	1	0	0	0	0	0	0	0	0	0	0	5	0	0	.294
Apr 02	MISSOURI	*of	3	0	1	0	1	0	0	2	0	0	0	0	0	0	1	3	0	0	.295
Apr 03	MISSOURI	*of	4	0	2	0	0	0	0	1	0	0	0	0	0	0	1	1	0	0	.303
Apr 06	at Memphis	*of	6	3	3	2	0	0	0	0	1	0	0	0	0	0	0	2	0	0	.313
Apr 08	at Ole Miss	*of	3	0	1	1	0	0	0	0	0	0	0	0	1	0	2	4	0	0	.314
Apr 09	at Ole Miss	*of	5	1	1	0	0	0	0	0	0	0	0	0	0	0	0	2	1	1	.309
Apr 10	at Ole Miss	*of	5	1	1	0	0	0	0	0	0	0	0	0	0	0	1	2	0	0	.305
Apr 12	ULM	*of	5	0	2	0	0	0	0	0	0	0	0	0	0	0	0	1	0	0	.308
Apr 14	FLORIDA	*1b	3	0	2	1	0	0	0	2	0	0	0	0	0	0	0	10	1	0	.316
Apr 15	FLORIDA	*of	4	0	0	0	0	0	0	0	0	0	0	0	0	0	1	1	0	0	.307
Apr 16	FLORIDA	*1b	4	0	1	0	0	0	0	0	0	0	0	0	0	0	2	5	0	0	.306
Apr 19	CREIGHTON	*1b	4	0	2	0	0	0	0	0	0	1	0	0	0	0	0	6	0	0	.311
Apr 22	at Kentucky	*1b	5	0	2	0	0	0	0	0	0	0	0	0	0	0	0	15	1	0	.314
Apr 23	at Kentucky-1	*1b	3	0	0	0	0	0	0	0	0	0	0	0	0	0	0	8	0	0	.308
Apr 23	at Kentucky-2	*1b	4	2	2	1	0	0	1	0	0	0	0	0	0	0	0	5	0	0	.312
Apr 26	OKLAHOMA STATE	*1b	4	1	1	1	1	0	0	1	0	0	0	0	0	0	0	7	0	1	.311
Apr 30	TEXAS A&M-1	*1b	4	3	2	2	0	1	0	1	0	0	0	0	0	1	1	12	0	0	.315
Apr 30	TEXAS A&M-2	*1b/of	6	1	1	0	0	0	0	0	0	0	0	0	0	1	0	4	4	0	.310
May 01	TEXAS A&M	*of/3b	5	0	1	0	0	0	0	0	0	0	0	0	0	0	0	1	0	0	.307
May 03	at Missouri State	*3b	5	0	1	0	0	0	0	0	0	0	0	0	0	0	0	1	0	0	.304
Totals		45gs	184	29	56	28	7	2	3	20	5	1	3	3	4	3	27	181	22	2	.304

On base pct. .374 • Slugging pct. .413

Arkansas Baseball
Individual Game-by-Game for Arkansas (as of May 03, 2016)

#29 Cullen Gassaway - 34 games (All games)

Date	Opponent	Pos	AB	R	H	RBI	2B	3B	HR	BB	SB	CS	HBP	SAC	SF	GDP	K	PO	A	E	Avg	
Feb 19	CENTRAL MICHIGAN	*1b	4	0	1	2	0	0	0	0	0	0	0	0	0	0	0	10	1	0	.250	
Feb 20	CENTRAL MICHIGAN	*1b	3	0	1	1	0	0	0	0	0	0	0	0	1	0	1	12	2	0	.286	
Feb 21	CENTRAL MICHIGAN	*1b	3	1	2	0	0	1	0	0	0	0	0	0	0	0	0	7	1	0	.400	
Feb 23	MISS. VALLEY STATE	*1b	3	1	1	1	0	0	0	1	0	0	0	0	0	0	1	7	1	1	.385	
Feb 26	vs Rice	*1b	4	1	1	1	1	0	0	0	0	0	0	0	0	0	0	9	0	0	.353	
Feb 27	vs Houston	*1b	4	1	1	1	0	0	0	1	0	0	0	0	0	0	1	6	0	0	.333	
Feb 28	vs Texas Tech	*1b	5	0	1	0	0	0	0	0	0	0	0	0	0	0	1	9	0	0	.308	
Mar 02	LOUISIANA TECH	*1b	4	0	0	0	0	0	0	0	0	0	0	0	0	1	0	11	0	0	.267	
Mar 05	EASTERN ILLINOIS	*1b	3	1	1	1	0	0	0	2	0	0	0	0	0	0	1	8	1	0	.273	
Mar 06	EASTERN ILLINOIS	1b	0	0	0	1	0	0	0	1	0	0	0	0	0	0	0	2	0	0	.273	
Mar 09	GONZAGA	*1b	3	1	2	2	0	0	0	2	0	0	0	0	0	0	1	5	1	0	.306	
Mar 11	WESTERN ILLINOIS	*1b	4	0	1	1	0	0	0	1	0	0	0	0	0	0	1	10	0	1	.300	
Mar 12	WESTERN ILLINOIS	*1b	5	0	1	0	0	0	0	0	0	0	0	0	0	0	0	10	1	0	.289	
Mar 16	GRAMBLING STATE	*1b	2	0	0	1	0	0	0	1	0	0	0	0	1	0	0	8	0	0	.277	
Mar 18	at South Carolina	*1b	2	0	0	0	0	0	0	0	0	0	0	0	0	0	2	6	1	0	.265	
Mar 20	at South Carolina	*1b	4	1	2	0	0	0	0	0	1	0	0	0	0	0	1	4	2	0	.283	
Mar 25	AUBURN	*1b	3	0	1	1	1	0	0	0	0	0	0	0	0	0	0	4	0	0	.286	
Mar 26	AUBURN	*1b	4	1	1	2	1	0	0	1	0	0	0	0	0	0	0	5	0	0	.283	
Mar 27	AUBURN	*1b	4	0	2	0	0	0	0	0	0	0	0	0	0	0	1	9	0	0	.297	
Mar 29	at Oklahoma State	*1b	4	1	1	0	0	0	0	1	0	0	0	0	0	1	2	9	0	0	.294	
Apr 01	MISSOURI	*1b	3	1	3	0	1	0	0	0	0	0	0	1	0	0	0	4	1	0	.324	
Apr 02	MISSOURI	*1b	5	0	1	0	0	0	0	0	0	0	0	0	0	0	0	8	0	0	.316	
Apr 03	MISSOURI	*1b	4	0	0	0	0	0	0	0	0	0	0	0	0	0	3	11	0	0	.300	
Apr 06	at Memphis	*1b	5	2	3	1	0	0	0	0	1	0	0	0	0	1	0	8	0	0	.318	
Apr 08	at Ole Miss	*1b	4	0	1	2	1	0	0	0	0	0	0	0	0	0	3	3	0	0	.315	
Apr 09	at Ole Miss	*1b	5	1	2	1	0	0	0	0	0	0	0	0	0	0	1	8	0	0	.319	
Apr 10	at Ole Miss	*1b	5	0	2	1	0	0	0	0	0	0	0	0	0	0	0	8	0	0	.323	
Apr 12	ULM	*1b	3	0	0	1	0	0	0	0	0	0	0	0	1	0	2	5	1	0	.314	
Apr 15	FLORIDA	*1b	4	0	1	1	0	0	0	0	0	0	0	0	0	0	0	15	0	0	.311	
Apr 23	at Kentucky-2	*dh	1	1	0	0	0	0	0	1	0	0	0	1	0	0	1	0	0	0	.308	
Apr 30	TEXAS A&M-1	*dh	4	1	1	1	1	0	0	1	0	0	0	0	0	0	1	0	0	0	.306	
Apr 30	TEXAS A&M-2	ph/1b	1	0	0	0	0	0	0	0	0	0	0	0	0	0	0	1	1	0	.304	
May 01	TEXAS A&M	*1b	4	0	0	0	0	0	0	0	0	0	0	0	0	0	2	11	2	0	.293	
May 03	at Missouri State	*1b	3	1	1	0	0	0	0	0	0	0	1	0	0	0	1	7	0	0	.294	
Totals			32gs	119	16	35	23	6	1	0	13	2	0	1	2	3	3	28	240	15	3	.294

On base pct. .360 • Slugging pct. .361

#44 Alex Gosser - 8 games (All games)

Date	Opponent	Pos	AB	R	H	RBI	2B	3B	HR	BB	SB	CS	HBP	SAC	SF	GDP	K	PO	A	E	Avg
Feb 24	MISS. VALLEY STATE	dh	1	1	0	0	0	0	0	1	0	0	0	0	0	0	1	0	0	0	.000
Mar 09	GONZAGA	*c	2	1	0	0	0	0	0	1	0	0	0	0	0	0	1	5	0	0	.000
Mar 11	WESTERN ILLINOIS	c	0	0	0	0	0	0	0	0	0	0	0	0	0	0	0	3	0	0	.000
Mar 15	GRAMBLING STATE	c	1	0	0	0	0	0	0	0	0	0	0	0	0	0	0	0	0	0	.000
Mar 20	at South Carolina	*c	2	0	0	1	0	0	0	0	0	0	0	0	1	0	0	5	0	0	.000
Mar 26	AUBURN	ph/c	2	0	0	0	0	0	0	0	0	0	0	0	0	0	0	4	0	0	.000
Apr 14	FLORIDA	*dh	5	1	1	0	0	0	0	0	0	0	0	0	0	0	1	0	0	0	.077
Apr 30	TEXAS A&M-2	ph	1	0	1	1	0	0	0	0	0	0	0	0	0	0	0	0	0	0	.143
Totals			3gs	14	3	2	2	0	0	2	0	0	0	0	1	0	3	17	0	0	.143

On base pct. .235 • Slugging pct. .143

#13 Ty Harris - 7 appearances (All games)

Date	Opponent	GS	IP	H	R	ER	BB	SO	2B	3B	HR	WP	BK	HBP	IBB	Score	W-L	Sv	ERA	NP
Feb 24	MISS. VALLEY STATE		2.0	1	0	0	0	0	0	0	0	0	0	0	0	20-0	0-0	0	0.00	12
Feb 27	vs Houston		0.0	0	0	0	1	0	0	0	0	1	0	0	0	12-3	0-0	0	0.00	4
Mar 09	GONZAGA		0.1	0	0	0	0	0	0	0	0	0	0	0	0	10-15	0-0	0	0.00	3
Mar 13	WESTERN ILLINOIS		0.2	0	0	0	0	1	0	0	0	0	0	0	0	3-0	0-0	0	0.00	10
Mar 15	GRAMBLING STATE		0.2	0	0	0	0	1	0	0	0	0	0	0	0	14-4	0-0	0	0.00	6
Mar 26	AUBURN		1.0	5	5	5	2	0	0	0	1	0	0	1	0	14-7	0-0	0	9.64	42
Apr 03	MISSOURI		0.0	0	0	0	2	0	0	0	0	1	0	0	0	1-10	0-0	0	9.64	9
Totals		0	4.2	6	5	5	5	2	0	0	1	2	0	1	0	74-39	0-0	0	9.64	-

Arkansas Baseball
Individual Game-by-Game for Arkansas (as of May 03, 2016)

#30 Hunter Hart - 4 games (All games)

Date	Opponent	Pos	AB	R	H	RBI	2B	3B	HR	BB	SB	CS	HBP	SAC	SF	GDP	K	PO	A	E	Avg
Feb 21	CENTRAL MICHIGAN	p	0	0	0	0	0	0	0	0	0	0	0	0	0	0	0	1	0	0	.000
Feb 23	MISS. VALLEY STATE	p	0	0	0	0	0	0	0	0	0	0	0	0	0	0	0	0	2	0	.000
Feb 28	vs Texas Tech	p	0	0	0	0	0	0	0	0	0	0	0	0	0	0	0	0	1	0	.000
Mar 05	EASTERN ILLINOIS	p	0	0	0	0	0	0	0	0	0	0	0	0	0	0	0	0	1	0	.000
Totals		0gs	0	0	0	0	0	0	0	0	0	0	0	0	0	0	0	1	4	0	.000

On base pct. .000 • Slugging pct. .000

#30 Hunter Hart - 10 appearances (All games)

Date	Opponent	GS	IP	H	R	ER	BB	SO	2B	3B	HR	WP	BK	HBP	IBB	Score	W-L	Sv	ERA	NP
Feb 21	CENTRAL MICHIGAN		1.0	1	1	0	1	2	0	0	0	1	0	0	0	9-4	0-0	0	0.00	22
Feb 23	MISS. VALLEY STATE		1.0	1	0	0	1	0	0	0	0	0	0	0	0	21-4	0-0	0	0.00	11
Feb 28	vs Texas Tech		1.2	0	0	0	1	0	0	0	0	0	0	1	0	10-6	0-0	0	0.00	17
Mar 05	EASTERN ILLINOIS		1.0	1	0	0	1	0	0	0	0	1	0	0	0	8-10	0-0	0	0.00	17
Mar 09	GONZAGA		0.0	1	3	2	1	0	0	0	0	3	0	0	0	10-15	0-0	0	3.86	17
Mar 15	GRAMBLING STATE		2.1	2	1	1	1	4	1	0	0	0	0	0	0	14-4	0-0	0	3.86	40
Apr 06	at Memphis		2.0	0	0	0	0	4	0	0	0	0	0	0	0	12-4	1-0	0	3.00	32
Apr 09	at Ole Miss		1.0	1	2	2	3	0	1	0	0	0	0	0	0	9-14	1-0	0	4.50	31
Apr 14	FLORIDA		2.2	4	4	3	3	3	1	0	0	1	0	1	0	8-12	1-0	0	5.68	85
May 03	at Missouri State		0.1	1	3	3	1	0	0	0	0	1	0	1	0	6-14	1-0	0	7.62	14
Totals		0	13.0	12	14	11	12	14	3	0	0	7	0	3	0	107-87	1-0	0	7.62	-

#32 Zach Jackson - 5 games (All games)

Date	Opponent	Pos	AB	R	H	RBI	2B	3B	HR	BB	SB	CS	HBP	SAC	SF	GDP	K	PO	A	E	Avg
Feb 26	vs Rice	p	0	0	0	0	0	0	0	0	0	0	0	0	0	0	0	0	1	0	.000
Mar 05	EASTERN ILLINOIS	p	0	0	0	0	0	0	0	0	0	0	0	0	0	0	0	0	1	1	.000
Apr 09	at Ole Miss	*p	0	0	0	0	0	0	0	0	0	0	0	0	0	0	0	0	1	0	.000
Apr 16	FLORIDA	*p	0	0	0	0	0	0	0	0	0	0	0	0	0	0	0	0	1	0	.000
Apr 30	TEXAS A&M-2	*p	0	0	0	0	0	0	0	0	0	0	0	0	0	0	0	1	1	0	.000
Totals		3gs	0	0	0	0	0	0	0	0	0	0	0	0	0	0	0	1	5	1	.000

On base pct. .000 • Slugging pct. .000

#32 Zach Jackson - 15 appearances (All games)

Date	Opponent	GS	IP	H	R	ER	BB	SO	2B	3B	HR	WP	BK	HBP	IBB	Score	W-L	Sv	ERA	NP
Feb 19	CENTRAL MICHIGAN		1.0	1	0	0	1	1	0	0	0	0	0	0	0	6-1	0-0	0	0.00	13
Feb 20	CENTRAL MICHIGAN		1.2	1	1	1	1	4	1	0	0	0	0	2	0	4-3	0-0	1	3.38	37
Feb 26	vs Rice		3.0	1	0	0	0	4	0	0	0	1	0	0	0	5-2	0-0	2	1.59	40
Mar 02	LOUISIANA TECH		0.2	0	0	0	0	0	0	0	0	0	0	0	0	2-3	0-0	2	1.42	7
Mar 04	EASTERN ILLINOIS		0.2	0	0	0	1	2	0	0	0	0	0	0	0	5-2	0-0	3	1.29	13
Mar 05	EASTERN ILLINOIS		2.1	4	2	2	1	0	0	0	1	0	0	0	0	8-10	0-1	3	2.89	39
Mar 11	WESTERN ILLINOIS		3.0	2	1	0	3	5	0	0	0	0	0	0	0	3-2	1-1	3	2.19	59
Mar 20	at South Carolina		2.2	3	4	4	5	2	1	0	1	0	0	0	0	6-8	1-2	3	4.20	74
Mar 27	AUBURN		2.1	3	0	0	1	2	0	0	0	0	0	0	0	3-1	2-2	3	3.63	40
Apr 01	MISSOURI		0.2	0	0	0	1	0	0	0	0	1	0	0	0	7-6	2-2	4	3.50	15
Apr 03	MISSOURI		4.0	4	4	2	4	7	1	0	0	0	0	0	1	1-10	2-2	4	3.68	87
Apr 09	at Ole Miss	*	5.0	8	6	5	1	8	3	0	0	1	0	1	0	9-14	2-3	4	4.67	100
Apr 16	FLORIDA	*	5.1	1	4	4	4	5	0	0	0	0	0	1	0	2-8	2-4	4	5.01	104
Apr 23	at Kentucky-1	*	7.0	2	0	0	3	8	1	0	0	1	0	0	0	2-0	3-4	4	4.12	106
Apr 30	TEXAS A&M-2	*	4.2	6	7	7	4	6	1	0	1	1	0	0	0	8-11	3-4	4	5.11	101
Totals		4	44.0	36	29	25	30	54	8	0	3	5	0	4	1	71-81	3-4	4	5.11	-

#16 Blaine Knight - 2 games (All games)

Date	Opponent	Pos	AB	R	H	RBI	2B	3B	HR	BB	SB	CS	HBP	SAC	SF	GDP	K	PO	A	E	Avg
Feb 20	CENTRAL MICHIGAN	*p	0	0	0	0	0	0	0	0	0	0	0	0	0	0	0	2	1	0	.000
Apr 12	ULM	*p	0	0	0	0	0	0	0	0	0	0	0	0	0	0	0	0	0	1	.000
Totals		2gs	0	0	0	0	0	0	0	0	0	0	0	0	0	0	0	2	1	1	.000

On base pct. .000 • Slugging pct. .000

Arkansas Baseball
Individual Game-by-Game for Arkansas (as of May 03, 2016)

#16 Blaine Knight - 15 appearances (All games)

Date	Opponent	GS	IP	H	R	ER	BB	SO	2B	3B	HR	WP	BK	HBP	IBB	Score	W-L	Sv	ERA	NP
Feb 20	CENTRAL MICHIGAN	*	5.0	4	2	2	0	3	1	0	0	0	0	0	0	4-3	1-0	0	3.60	74
Feb 27	vs Houston	*	2.0	4	1	1	1	3	1	0	0	0	0	0	0	12-3	1-0	0	3.86	39
Mar 05	EASTERN ILLINOIS	*	3.1	7	5	5	1	4	0	0	0	0	0	0	0	8-10	1-0	0	6.97	54
Mar 12	WESTERN ILLINOIS		4.1	3	0	0	2	5	0	0	0	0	0	0	0	9-3	2-0	0	4.91	70
Mar 16	GRAMBLING STATE		2.0	3	0	0	0	0	0	0	0	0	1	0	0	3-2	2-0	0	4.32	36
Mar 29	at Oklahoma State	*	2.0	4	3	3	1	1	2	0	1	0	0	0	0	4-5	2-0	0	5.30	54
Apr 02	MISSOURI		3.1	4	1	1	1	2	1	0	0	0	0	0	0	5-8	2-0	0	4.91	59
Apr 08	at Ole Miss		4.0	3	0	0	1	6	1	0	0	0	0	0	0	3-7	2-0	0	4.15	61
Apr 12	ULM	*	3.0	1	0	0	1	3	0	0	0	0	0	0	0	3-1	2-0	0	3.72	39
Apr 16	FLORIDA		1.0	2	1	0	1	1	0	0	0	0	0	0	0	2-8	2-0	0	3.60	26
Apr 19	CREIGHTON		1.0	1	0	0	0	2	0	0	0	0	0	0	0	6-2	2-0	0	3.48	15
Apr 23	at Kentucky-2		2.1	3	0	0	1	2	0	0	0	0	0	0	0	4-5	2-0	0	3.24	47
Apr 26	OKLAHOMA STATE		0.1	0	0	0	0	0	0	0	0	0	0	0	0	7-6	2-0	1	3.21	3
Apr 30	TEXAS A&M-1		1.0	1	0	0	0	0	0	0	0	0	0	0	0	9-5	2-0	1	3.12	16
Apr 30	TEXAS A&M-2		1.1	2	2	1	0	1	0	0	1	0	0	0	0	8-11	2-1	1	3.25	39
Totals		5	36.0	42	15	13	10	33	6	0	2	0	1	0	0	87-79	2-1	1	3.25	-

#33 Grant Koch - 22 games (All games)

Date	Opponent	Pos	AB	R	H	RBI	2B	3B	HR	BB	SB	CS	HBP	SAC	SF	GDP	K	PO	A	E	Avg
Feb 20	CENTRAL MICHIGAN	*c	2	0	0	0	0	0	0	0	0	0	0	0	0	0	2	3	0	0	.000
Feb 23	MISS. VALLEY STATE	*c	4	2	3	4	1	1	0	1	0	0	0	0	0	0	0	9	2	0	.500
Feb 27	vs Houston	c	0	0	0	0	0	0	0	0	0	0	0	0	0	0	0	2	0	0	.500
Mar 04	EASTERN ILLINOIS	*c	3	1	2	1	0	0	1	1	0	0	0	0	0	0	0	8	2	0	.556
Mar 05	EASTERN ILLINOIS	c	1	0	0	0	0	0	0	0	0	0	0	0	0	1	0	0	0	0	.500
Mar 11	WESTERN ILLINOIS	*dh	2	1	0	0	0	0	0	1	0	0	0	0	0	0	1	0	0	0	.417
Mar 16	GRAMBLING STATE	*c	1	0	0	0	0	0	0	0	0	0	1	0	0	0	1	3	1	0	.385
Mar 26	AUBURN	ph	1	0	0	0	0	0	0	0	0	0	0	0	0	0	0	0	0	0	.357
Apr 06	at Memphis	*c	4	2	3	1	1	0	0	1	0	0	0	0	0	0	0	11	1	1	.444
Apr 09	at Ole Miss	*dh	4	0	2	2	0	0	0	1	0	0	0	0	0	0	2	0	0	0	.455
Apr 10	at Ole Miss	*dh	4	0	0	0	0	0	0	0	0	0	0	0	0	1	1	0	0	0	.385
Apr 12	ULM	*c	1	0	0	0	0	0	0	1	0	0	1	0	0	0	1	7	1	0	.370
Apr 14	FLORIDA	ph/c	3	2	1	3	0	0	1	1	0	0	0	0	0	0	0	5	0	0	.367
Apr 15	FLORIDA	*dh	4	0	1	0	0	0	0	0	0	0	0	0	0	0	1	0	0	0	.353
Apr 16	FLORIDA	ph/c	2	0	0	0	0	0	0	0	0	0	0	0	0	0	0	3	0	0	.333
Apr 19	CREIGHTON	*c	3	1	1	0	0	0	0	1	0	0	0	0	0	0	0	7	3	0	.333
Apr 22	at Kentucky	*dh	3	0	0	0	0	0	0	1	0	0	0	0	0	0	0	0	0	0	.310
Apr 23	at Kentucky-1	*dh	3	0	0	0	0	0	0	0	0	0	0	0	0	0	0	0	0	0	.289
Apr 23	at Kentucky-2	ph	1	0	0	0	0	0	0	0	0	0	0	0	0	0	0	0	0	0	.283
Apr 26	OKLAHOMA STATE	*c	2	0	1	0	0	0	0	1	0	0	0	0	0	0	0	5	0	0	.292
Apr 30	TEXAS A&M-2	c	0	0	0	0	0	0	0	0	0	0	0	0	0	0	0	1	1	0	.292
May 03	at Missouri State	*c	4	1	2	2	0	0	0	0	0	0	0	0	0	0	0	8	1	0	.308
Totals		15gs	52	10	16	13	2	1	2	10	0	0	2	0	0	2	9	72	12	1	.308

On base pct. .438 • Slugging pct. .500

#46 Barrett Loseke - 4 games (All games)

Date	Opponent	Pos	AB	R	H	RBI	2B	3B	HR	BB	SB	CS	HBP	SAC	SF	GDP	K	PO	A	E	Avg
Mar 09	GONZAGA	p	0	0	0	0	0	0	0	0	0	0	0	0	0	0	0	1	0	0	.000
Mar 19	at South Carolina	*p	0	0	0	0	0	0	0	0	0	0	0	0	0	0	0	1	0	0	.000
Mar 27	AUBURN	*p	0	0	0	0	0	0	0	0	0	0	0	0	0	0	0	0	1	0	.000
Apr 30	TEXAS A&M-2	p	0	0	0	0	0	0	0	0	0	0	0	0	0	0	0	1	2	0	.000
Totals		2gs	0	0	0	0	0	0	0	0	0	0	0	0	0	0	0	3	3	0	.000

On base pct. .000 • Slugging pct. .000

Arkansas Baseball
Individual Game-by-Game for Arkansas (as of May 03, 2016)

#46 Barrett Loseke - 13 appearances (All games)

Date	Opponent	GS	IP	H	R	ER	BB	SO	2B	3B	HR	WP	BK	HBP	IBB	Score	W-L	Sv	ERA	NP
Feb 20	CENTRAL MICHIGAN		0.1	1	0	0	0	0	1	0	0	0	0	0	0	4-3	0-0	0	0.00	6
Feb 23	MISS. VALLEY STATE		2.0	1	0	0	0	3	0	0	0	1	0	0	0	21-4	0-0	0	0.00	24
Feb 28	vs Texas Tech		1.1	2	0	0	3	3	0	0	0	1	0	0	0	10-6	0-0	0	0.00	46
Mar 09	GONZAGA		3.0	1	0	0	1	1	0	0	0	0	0	0	0	10-15	0-0	0	0.00	45
Mar 13	WESTERN ILLINOIS	*	4.0	1	0	0	1	4	0	0	0	0	0	1	0	3-0	1-0	0	0.00	48
Mar 19	at South Carolina	*	4.0	3	2	2	3	3	0	0	0	0	0	0	0	2-6	1-0	0	1.23	70
Mar 27	AUBURN	*	2.2	4	1	1	1	2	0	0	1	1	0	0	0	3-1	1-0	0	1.56	48
Apr 03	MISSOURI	*	3.1	2	3	3	1	4	0	1	0	1	0	0	0	1-10	1-1	0	2.61	45
Apr 10	at Ole Miss	*	1.0	2	3	3	2	3	1	0	0	0	0	0	0	7-8	1-2	0	3.74	32
Apr 12	ULM		1.0	1	0	0	0	1	0	0	0	0	0	0	0	3-1	1-2	0	3.57	13
Apr 16	FLORIDA		0.2	0	0	0	3	2	0	0	0	2	0	0	0	2-8	1-2	0	3.47	28
Apr 26	OKLAHOMA STATE		1.0	0	0	0	1	0	0	0	0	0	0	0	0	7-6	1-2	0	3.33	28
Apr 30	TEXAS A&M-2		3.2	2	0	0	0	4	1	0	0	0	0	1	0	8-11	1-2	0	2.89	33
Totals		5	28.0	20	9	9	16	30	3	1	1	6	0	2	0	81-79	1-2	0	2.89	-

#11 Keaton McKinney - 7 games (All games)

Date	Opponent	Pos	AB	R	H	RBI	2B	3B	HR	BB	SB	CS	HBP	SAC	SF	GDP	K	PO	A	E	Avg
Feb 21	CENTRAL MICHIGAN	*p	0	0	0	0	0	0	0	0	0	0	0	0	0	0	0	0	0	1	.000
Mar 06	EASTERN ILLINOIS	*p	0	0	0	0	0	0	0	0	0	0	0	0	0	0	0	1	2	1	.000
Mar 12	WESTERN ILLINOIS	*p	0	0	0	0	0	0	0	0	0	0	0	0	0	0	0	0	1	0	.000
Mar 20	at South Carolina	*p	0	0	0	0	0	0	0	0	0	0	0	0	0	0	0	0	0	1	.000
Apr 15	FLORIDA	*p	0	0	0	0	0	0	0	0	0	0	0	0	0	0	0	0	1	0	.000
Apr 23	at Kentucky-2	*p	0	0	0	0	0	0	0	0	0	0	0	0	0	0	0	0	1	0	.000
May 01	TEXAS A&M	*p	0	0	0	0	0	0	0	0	0	0	0	0	0	0	0	2	1	0	.000
Totals		7gs	0	0	0	0	0	0	0	0	0	0	0	0	0	0	0	3	6	3	.000

On base pct. .000 • Slugging pct. .000

#11 Keaton McKinney - 11 appearances (All games)

Date	Opponent	GS	IP	H	R	ER	BB	SO	2B	3B	HR	WP	BK	HBP	IBB	Score	W-L	Sv	ERA	NP
Feb 21	CENTRAL MICHIGAN	*	4.0	4	3	2	2	1	0	0	0	0	0	1	0	9-4	0-0	0	4.50	58
Feb 28	vs Texas Tech	*	0.2	3	5	5	2	1	2	0	0	0	0	1	0	10-6	0-0	0	13.50	37
Mar 06	EASTERN ILLINOIS	*	7.0	4	2	1	1	1	1	0	0	0	0	0	0	3-2	0-0	0	6.17	95
Mar 12	WESTERN ILLINOIS	*	3.2	5	3	3	4	1	0	0	1	0	0	1	0	9-3	0-0	0	6.46	65
Mar 20	at South Carolina	*	4.2	7	4	3	0	4	1	1	0	0	0	1	0	6-8	0-0	0	6.30	82
Mar 26	AUBURN	*	6.0	3	0	0	5	3	0	0	0	0	0	0	0	14-7	1-0	0	4.85	101
Apr 02	MISSOURI	*	3.2	6	6	6	4	2	3	0	1	1	0	1	0	5-8	1-1	0	6.07	92
Apr 10	at Ole Miss	*	2.0	4	2	2	0	1	1	0	0	1	0	0	0	7-8	1-1	0	6.25	40
Apr 15	FLORIDA	*	4.0	5	3	3	4	5	1	0	0	1	0	1	0	2-9	1-2	0	6.31	90
Apr 23	at Kentucky-2	*	3.1	4	3	3	3	2	1	0	1	1	0	0	0	4-5	1-2	0	6.46	65
May 01	TEXAS A&M	*	5.2	6	5	1	1	5	2	0	0	0	0	0	0	2-6	1-3	0	5.84	94
Totals		10	44.2	51	36	29	26	26	12	1	3	4	0	6	0	71-66	1-3	0	5.84	-

#21 Kacey Murphy - 2 games (All games)

Date	Opponent	Pos	AB	R	H	RBI	2B	3B	HR	BB	SB	CS	HBP	SAC	SF	GDP	K	PO	A	E	Avg
Feb 21	CENTRAL MICHIGAN	p	0	0	0	0	0	0	0	0	0	0	0	0	0	0	0	1	1	0	.000
Apr 19	CREIGHTON	p	0	0	0	0	0	0	0	0	0	0	0	0	0	0	0	1	0	0	.000
Totals		0gs	0	0	0	0	0	0	0	0	0	0	0	0	0	0	0	2	1	0	.000

On base pct. .000 • Slugging pct. .000

Arkansas Baseball
Individual Game-by-Game for Arkansas (as of May 03, 2016)

#21 Kacey Murphy - 13 appearances (All games)

Date	Opponent	GS	IP	H	R	ER	BB	SO	2B	3B	HR	WP	BK	HBP	IBB	Score	W-L	Sv	ERA	NP
Feb 19	CENTRAL MICHIGAN		0.1	0	0	0	1	1	0	0	0	0	0	0	0	6-1	0-0	0	0.00	9
Feb 21	CENTRAL MICHIGAN		0.2	0	0	0	1	0	0	0	0	0	0	0	0	9-4	0-0	0	0.00	12
Feb 23	MISS. VALLEY STATE		1.0	1	1	1	1	1	1	0	0	0	0	0	0	21-4	0-0	0	4.50	20
Mar 04	EASTERN ILLINOIS		1.0	1	0	0	0	0	0	0	0	0	0	0	0	5-2	0-0	0	3.00	17
Mar 09	GONZAGA		0.1	0	1	1	0	0	0	0	0	0	0	1	0	10-15	0-0	0	5.40	7
Mar 13	WESTERN ILLINOIS		1.2	0	0	0	0	2	0	0	0	0	0	0	0	3-0	0-0	0	3.60	21
Mar 18	at South Carolina		0.2	3	1	1	1	0	0	0	0	0	0	0	0	6-10	0-0	0	4.76	17
Mar 26	AUBURN		2.0	4	2	2	0	3	1	0	0	0	0	0	0	14-7	0-0	0	5.87	35
Apr 03	MISSOURI		0.0	2	2	2	1	0	1	0	0	0	0	0	0	1-10	0-0	0	8.22	13
Apr 19	CREIGHTON		0.2	1	0	0	0	1	1	0	0	0	0	0	0	6-2	0-0	0	7.56	15
Apr 26	OKLAHOMA STATE		0.1	0	0	0	0	1	0	0	0	0	0	0	0	7-6	0-0	0	7.27	5
May 01	TEXAS A&M		0.0	1	0	0	1	0	0	0	0	0	0	0	0	2-6	0-0	0	7.27	9
May 03	at Missouri State		0.2	0	1	0	2	0	0	0	0	0	0	1	0	6-14	0-0	0	6.75	23
Totals		0	9.1	13	8	7	8	9	4	0	0	0	0	2	0	96-81	0-0	0	6.75	-

#1 Rick Nomura - 44 games (All games)

Date	Opponent	Pos	AB	R	H	RBI	2B	3B	HR	BB	SB	CS	HBP	SAC	SF	GDP	K	PO	A	E	Avg	
Feb 19	CENTRAL MICHIGAN	*2b	2	1	0	0	0	0	0	1	0	0	1	0	0	0	0	2	2	0	.000	
Feb 20	CENTRAL MICHIGAN	*2b	3	0	1	0	0	0	0	0	0	0	1	0	1	0	1	0	2	6	0	.200
Feb 21	CENTRAL MICHIGAN	*2b	1	2	1	1	0	0	0	2	0	0	0	0	1	0	0	1	5	0	.333	
Feb 23	MISS. VALLEY STATE	*2b	3	3	1	2	0	1	0	2	0	0	0	0	1	0	0	2	5	0	.333	
Feb 26	vs Rice	*2b	4	0	0	0	0	0	0	0	0	0	0	0	0	0	1	5	4	0	.231	
Feb 27	vs Houston	*2b	3	2	1	0	0	0	0	2	0	0	0	0	0	0	1	2	4	0	.250	
Feb 28	vs Texas Tech	*2b	5	1	1	1	0	0	0	0	0	0	0	0	0	0	1	2	3	0	.238	
Mar 02	LOUISIANA TECH	*2b	4	0	1	0	0	0	0	0	0	0	0	0	0	0	0	2	3	0	.240	
Mar 04	EASTERN ILLINOIS	*2b	4	0	0	0	0	0	0	0	0	0	0	0	0	0	0	0	1	0	.207	
Mar 05	EASTERN ILLINOIS	*2b	2	0	0	0	0	0	0	2	0	0	0	0	0	0	0	3	2	1	.194	
Mar 06	EASTERN ILLINOIS	*2b	3	0	1	0	1	0	0	0	0	1	0	1	0	0	0	3	6	0	.206	
Mar 09	GONZAGA	*2b	4	1	2	5	0	0	1	1	0	1	0	0	0	0	0	4	2	0	.237	
Mar 11	WESTERN ILLINOIS	*2b	3	0	0	0	0	0	0	1	1	0	0	0	0	0	0	2	4	0	.220	
Mar 12	WESTERN ILLINOIS	*2b	5	3	4	2	1	0	1	0	1	0	0	0	0	0	0	5	4	0	.283	
Mar 13	WESTERN ILLINOIS	*2b	3	0	1	0	0	0	0	1	0	0	0	0	0	0	0	1	4	0	.286	
Mar 15	GRAMBLING STATE	*2b	4	4	3	2	1	0	1	1	0	0	0	0	0	0	0	4	2	0	.321	
Mar 16	GRAMBLING STATE	*2b	3	1	0	0	0	0	0	1	1	0	0	0	0	0	1	2	0	0	.304	
Mar 18	at South Carolina	*2b	4	1	1	0	1	0	0	0	0	0	0	0	0	0	1	0	3	0	.300	
Mar 19	at South Carolina	*2b	4	0	1	0	0	0	0	0	0	0	0	0	0	0	1	0	2	0	.297	
Mar 20	at South Carolina	*2b	4	1	1	0	1	0	0	0	0	0	0	0	0	0	1	0	4	0	.294	
Mar 25	AUBURN	*2b	4	0	2	1	1	0	0	0	0	0	0	0	0	0	0	8	4	0	.306	
Mar 26	AUBURN	*2b	4	2	1	2	0	0	0	1	0	0	0	0	0	1	0	4	3	0	.303	
Mar 27	AUBURN	*2b	4	2	2	0	0	0	0	0	0	0	0	0	0	0	0	2	6	0	.312	
Mar 29	at Oklahoma State	*2b	5	1	0	0	0	0	0	0	0	0	0	0	0	0	0	4	4	0	.294	
Apr 01	MISSOURI	*2b	4	1	2	1	0	0	0	0	0	0	0	0	0	0	0	4	4	1	.303	
Apr 02	MISSOURI	*2b	3	1	0	0	0	0	0	1	0	0	0	0	0	0	0	2	3	0	.293	
Apr 03	MISSOURI	*2b	4	0	0	0	0	0	0	0	0	0	0	0	0	0	2	1	2	0	.281	
Apr 06	at Memphis	*2b	5	1	2	1	1	0	0	0	0	0	0	0	1	0	4	1	0	0	.287	
Apr 08	at Ole Miss	*2b	4	0	0	0	0	0	0	0	0	0	0	0	0	0	1	2	0	0	.276	
Apr 09	at Ole Miss	*2b	3	0	1	2	1	0	0	1	0	0	0	0	1	0	1	0	4	0	.278	
Apr 10	at Ole Miss	*2b	3	0	0	0	0	0	0	1	0	0	1	0	0	0	2	1	1	0	.270	
Apr 12	ULM	ph/2b	0	0	0	0	0	0	0	0	0	0	0	0	0	0	0	0	0	0	.270	
Apr 14	FLORIDA	*2b	3	2	2	0	1	0	0	1	0	0	0	0	0	0	0	0	3	0	.281	
Apr 15	FLORIDA	*2b	4	0	0	0	0	0	0	0	0	0	0	0	0	0	0	3	4	0	.271	
Apr 16	FLORIDA	*2b	4	0	1	0	0	0	0	0	0	0	0	0	0	0	0	4	0	0	.270	
Apr 19	CREIGHTON	*2b	4	0	0	1	0	0	0	0	0	0	0	0	0	0	0	4	5	0	.262	
Apr 22	at Kentucky	*2b	4	0	1	0	0	0	0	0	0	0	0	0	0	0	1	1	4	0	.262	
Apr 23	at Kentucky-1	*2b	2	0	1	0	0	0	0	1	0	0	0	0	0	0	0	2	2	0	.265	
Apr 23	at Kentucky-2	*2b	3	0	1	0	1	0	0	0	0	0	0	0	0	0	0	1	2	0	.267	
Apr 26	OKLAHOMA STATE	*2b	4	1	2	1	0	0	0	0	0	0	0	0	0	0	1	2	1	0	.273	
Apr 30	TEXAS A&M-1	*2b	4	1	3	2	2	0	0	0	0	0	0	0	0	0	0	2	4	0	.287	
Apr 30	TEXAS A&M-2	*2b	5	2	3	0	0	0	0	1	1	0	0	0	0	0	0	6	1	1	.297	
May 01	TEXAS A&M	*2b	3	0	1	0	0	0	0	1	0	0	0	0	0	0	0	0	5	0	.298	
May 03	at Missouri State	*2b	3	1	0	0	0	0	0	1	0	0	0	0	0	0	3	2	0	1	.292	
Totals		42gs	154	35	45	24	12	1	3	23	4	2	2	2	3	3	18	101	129	4	.292	

On base pct. .385 • Slugging pct. .442

Arkansas Baseball
Individual Game-by-Game for Arkansas (as of May 03, 2016)

#27 Tucker Pennell - 40 games (All games)

Date	Opponent	Pos	AB	R	H	RBI	2B	3B	HR	BB	SB	CS	HBP	SAC	SF	GDP	K	PO	A	E	Avg
Feb 19	CENTRAL MICHIGAN	*c	4	0	0	0	0	0	0	0	0	0	0	0	0	0	0	7	1	0	.000
Feb 20	CENTRAL MICHIGAN	c	1	0	0	0	0	0	0	0	0	0	0	0	0	1	0	5	0	0	.000
Feb 21	CENTRAL MICHIGAN	*c	2	1	1	1	0	0	0	1	0	0	0	0	0	0	0	6	1	0	.143
Feb 24	MISS. VALLEY STATE	*c	6	1	2	2	1	0	0	0	0	0	0	0	0	0	0	10	3	0	.231
Feb 26	vs Rice	*c	3	0	0	0	0	0	0	0	0	0	1	0	0	0	0	10	1	0	.188
Feb 27	vs Houston	*c	4	1	1	0	1	0	0	0	0	0	0	0	0	0	2	11	1	0	.200
Feb 28	vs Texas Tech	*c	4	1	3	0	2	0	0	0	1	0	0	0	0	0	0	10	2	0	.292
Mar 02	LOUISIANA TECH	*c	3	0	1	0	0	0	0	0	1	0	0	0	0	0	1	4	3	0	.296
Mar 05	EASTERN ILLINOIS	*c	4	0	1	0	1	0	0	0	0	0	0	0	0	0	0	10	3	0	.290
Mar 06	EASTERN ILLINOIS	*c	3	1	2	0	1	0	0	1	0	1	0	0	0	0	0	2	1	0	.324
Mar 09	GONZAGA	c	1	0	0	0	0	0	0	0	0	0	0	0	0	0	0	2	0	0	.314
Mar 11	WESTERN ILLINOIS	*c	1	1	1	2	0	0	1	2	0	0	0	1	0	0	0	10	3	0	.333
Mar 12	WESTERN ILLINOIS	*c	4	0	0	0	0	0	0	0	0	0	0	0	0	0	0	6	3	0	.300
Mar 13	WESTERN ILLINOIS	*c	3	1	1	0	0	0	0	0	0	0	0	0	0	0	1	10	0	0	.302
Mar 15	GRAMBLING STATE	*c	3	0	0	0	0	0	0	1	0	0	0	0	0	0	0	8	1	0	.283
Mar 16	GRAMBLING STATE	c	1	0	1	0	0	0	0	0	0	0	0	0	0	0	0	6	0	0	.298
Mar 18	at South Carolina	*c	4	1	1	1	0	0	1	0	0	0	0	0	0	0	1	3	1	0	.294
Mar 19	at South Carolina	*c	2	0	0	0	0	0	0	1	0	0	0	0	0	0	0	6	1	0	.283
Mar 20	at South Carolina	c	1	0	0	0	0	0	0	0	0	0	0	0	0	0	1	1	0	0	.278
Mar 25	AUBURN	*c	3	0	0	0	0	0	0	0	0	0	0	0	0	0	1	10	2	0	.263
Mar 26	AUBURN	*c	3	0	1	0	1	0	0	0	0	0	0	0	0	0	0	3	0	0	.267
Mar 27	AUBURN	*c	3	0	0	0	0	0	0	0	0	0	0	0	0	0	0	9	0	0	.254
Mar 29	at Oklahoma State	*c	4	1	1	0	1	0	0	0	0	0	0	0	0	0	2	7	0	0	.254
Apr 01	MISSOURI	*c	3	0	0	1	0	0	0	0	0	0	0	1	0	0	0	6	2	0	.243
Apr 02	MISSOURI	*c	4	1	2	1	0	0	0	0	0	0	0	0	0	0	0	8	1	0	.257
Apr 03	MISSOURI	*c	3	0	0	0	0	0	0	1	0	0	0	0	0	0	0	11	0	0	.247
Apr 08	at Ole Miss	*c	4	1	1	0	1	0	0	0	0	0	0	0	0	0	1	10	2	0	.247
Apr 09	at Ole Miss	*c	4	0	2	1	0	0	0	1	0	0	0	0	0	0	0	11	3	1	.259
Apr 10	at Ole Miss	*c	3	0	1	0	0	0	0	1	0	0	1	0	0	0	1	10	1	0	.261
Apr 12	ULM	c	0	0	0	0	0	0	0	0	0	0	0	1	0	0	0	4	0	0	.261
Apr 14	FLORIDA	*c	1	0	0	0	0	0	0	0	0	0	0	0	0	0	1	4	0	2	.258
Apr 15	FLORIDA	*c	3	0	1	0	0	0	0	0	0	0	1	0	0	0	1	5	3	0	.261
Apr 16	FLORIDA	*c	3	0	1	1	1	0	0	0	0	0	0	0	0	0	1	6	4	0	.263
Apr 22	at Kentucky	*c	4	0	1	0	0	0	0	0	0	0	0	0	0	0	2	9	2	0	.263
Apr 23	at Kentucky-1	*c	3	0	0	0	0	0	0	0	0	0	0	0	0	0	0	7	1	1	.255
Apr 23	at Kentucky-2	*c	3	0	0	0	0	0	0	0	0	0	0	0	0	0	1	5	1	0	.248
Apr 26	OKLAHOMA STATE	c	1	0	0	0	0	0	0	0	0	0	0	0	0	0	1	4	0	0	.245
Apr 30	TEXAS A&M-1	*c	3	1	0	0	0	0	0	1	0	0	0	0	0	1	1	6	0	0	.239
Apr 30	TEXAS A&M-2	*c	4	0	1	1	0	0	0	0	0	0	0	0	0	0	2	12	1	0	.239
May 01	TEXAS A&M	*c	4	0	0	0	0	0	0	0	0	0	0	0	0	0	1	7	0	0	.231
Totals		34gs	117	12	27	11	10	0	2	10	2	1	3	3	0	2	22	281	48	4	.231

On base pct. .308 • Slugging pct. .368

#34 Jake Reindl - 4 appearances (All games)

Date	Opponent	GS	IP	H	R	ER	BB	SO	2B	3B	HR	WP	BK	HBP	IBB	Score	W-L	Sv	ERA	NP
Feb 24	MISS. VALLEY STATE		1.0	0	0	0	0	2	0	0	0	0	0	0	0	20-0	0-0	0	0.00	10
Mar 09	GONZAGA		0.1	2	2	2	0	0	0	0	0	1	0	0	0	10-15	0-0	0	13.50	11
Mar 15	GRAMBLING STATE		1.0	1	0	0	0	0	0	0	0	0	0	0	0	14-4	0-0	0	7.71	14
Apr 06	at Memphis		1.0	2	1	1	0	1	1	0	0	0	0	0	0	12-4	0-0	0	8.10	21
Totals		0	3.1	5	3	3	0	3	1	0	0	1	0	0	0	56-23	0-0	0	8.10	-

#38 Jordan Rodriguez - 6 games (All games)

Date	Opponent	Pos	AB	R	H	RBI	2B	3B	HR	BB	SB	CS	HBP	SAC	SF	GDP	K	PO	A	E	Avg
Feb 23	MISS. VALLEY STATE	p	0	0	0	0	0	0	0	0	0	0	0	0	0	0	0	0	1	0	.000
Mar 20	at South Carolina	p	0	0	0	0	0	0	0	0	0	0	0	0	0	0	0	0	1	0	.000
Mar 25	AUBURN	p	0	0	0	0	0	0	0	0	0	0	0	0	0	0	0	0	1	0	.000
Apr 01	MISSOURI	p	0	0	0	0	0	0	0	0	0	0	0	0	0	0	0	1	0	0	.000
Apr 10	at Ole Miss	p	0	0	0	0	0	0	0	0	0	0	0	0	0	0	0	0	1	0	.000
Apr 19	CREIGHTON	p	0	0	0	0	0	0	0	0	0	0	0	0	0	0	0	0	0	1	.000
Totals		0gs	0	0	0	0	0	0	0	0	0	0	0	0	0	0	0	1	4	1	.000

On base pct. .000 • Slugging pct. .000

Arkansas Baseball
Individual Game-by-Game for Arkansas (as of May 03, 2016)

#38 Jordan Rodriguez - 19 appearances (All games)

Date	Opponent	GS	IP	H	R	ER	BB	SO	2B	3B	HR	WP	BK	HBP	IBB	Score	W-L	Sv	ERA	NP
Feb 23	MISS. VALLEY STATE		2.0	2	2	2	0	2	0	0	1	0	0	0	0	21-4	0-0	0	9.00	22
Feb 27	vs Houston		0.1	1	0	0	0	1	1	0	0	0	0	0	0	12-3	0-0	0	7.71	8
Feb 28	vs Texas Tech		1.1	0	0	0	0	1	0	0	0	0	0	0	0	10-6	0-0	0	4.91	12
Mar 02	LOUISIANA TECH		0.1	0	0	0	0	0	0	0	0	0	0	0	0	2-3	0-0	0	4.50	5
Mar 04	EASTERN ILLINOIS		1.0	1	0	0	0	0	0	0	0	0	0	0	0	5-2	0-0	0	3.60	9
Mar 05	EASTERN ILLINOIS		0.2	0	0	0	1	1	0	0	0	0	0	0	0	8-10	0-0	0	3.18	12
Mar 09	GONZAGA		1.1	2	1	1	1	1	1	0	0	0	0	0	0	10-15	0-0	0	3.86	25
Mar 13	WESTERN ILLINOIS		0.1	0	0	0	0	0	0	0	0	0	0	0	0	3-0	0-0	1	3.68	10
Mar 19	at South Carolina		0.1	0	0	0	0	1	0	0	0	0	0	0	0	2-6	0-0	1	3.52	6
Mar 20	at South Carolina		0.2	0	0	0	0	0	0	0	0	0	0	0	0	6-8	0-0	1	3.24	10
Mar 25	AUBURN		1.2	1	0	0	1	1	0	0	0	0	0	0	0	3-2	0-0	1	2.70	25
Mar 27	AUBURN		1.1	0	0	0	1	2	0	0	0	0	0	1	0	3-1	0-0	1	2.38	23
Mar 29	at Oklahoma State		0.1	0	1	1	1	1	0	0	0	0	0	0	0	4-5	0-0	1	3.09	11
Apr 01	MISSOURI		0.1	2	3	3	1	0	0	0	2	0	0	0	0	7-6	0-0	1	5.25	13
Apr 10	at Ole Miss		0.1	0	0	0	1	0	0	0	0	0	0	0	0	7-8	0-0	1	5.11	7
Apr 16	FLORIDA		0.1	0	1	1	1	0	0	0	0	0	0	0	0	2-8	0-0	1	5.68	6
Apr 19	CREIGHTON		0.1	1	0	0	0	0	0	0	0	0	0	0	0	6-2	0-0	1	5.54	12
Apr 30	TEXAS A&M-1		0.0	0	0	0	1	0	0	0	0	0	0	0	0	9-5	0-0	1	5.54	4
May 03	at Missouri State		1.0	0	0	0	0	2	0	0	0	0	0	0	0	6-14	0-0	1	5.14	13
Totals		0	14.0	10	8	8	9	13	2	0	3	0	0	1	0	126-108	0-0	1	5.14	-

#37 Weston Rogers - 3 games (All games)

Date	Opponent	Pos	AB	R	H	RBI	2B	3B	HR	BB	SB	CS	HBP	SAC	SF	GDP	K	PO	A	E	Avg
Mar 05	EASTERN ILLINOIS	p	0	0	0	0	0	0	0	0	0	0	0	0	0	0	0	0	1	0	.000
Mar 16	GRAMBLING STATE	*p	0	0	0	0	0	0	0	0	0	0	0	0	0	0	0	0	1	0	.000
May 03	at Missouri State	*p	0	0	0	0	0	0	0	0	0	0	0	0	0	0	0	0	2	0	.000
Totals		2gs	0	0	0	0	0	0	0	0	0	0	0	0	0	0	0	0	4	0	.000

On base pct. .000 • Slugging pct. .000

#37 Weston Rogers - 10 appearances (All games)

Date	Opponent	GS	IP	H	R	ER	BB	SO	2B	3B	HR	WP	BK	HBP	IBB	Score	W-L	Sv	ERA	NP
Feb 24	MISS. VALLEY STATE	*	2.0	1	0	0	0	4	0	0	0	0	0	0	0	20-0	1-0	0	0.00	28
Feb 28	vs Texas Tech		0.1	2	0	0	0	0	0	0	0	0	0	0	0	10-6	1-0	0	0.00	5
Mar 02	LOUISIANA TECH	*	2.2	3	2	2	1	1	0	0	0	0	0	0	0	2-3	1-0	0	3.60	48
Mar 05	EASTERN ILLINOIS		1.1	0	0	0	0	3	0	0	0	0	0	0	0	8-10	1-0	0	2.84	16
Mar 09	GONZAGA	*	1.2	2	2	2	1	1	0	0	0	0	0	0	0	10-15	1-0	0	4.50	27
Mar 16	GRAMBLING STATE	*	4.0	3	2	2	0	2	0	0	1	0	0	0	0	3-2	1-0	0	4.50	61
Apr 19	CREIGHTON		2.0	1	0	0	0	1	0	0	0	1	0	0	0	6-2	1-0	0	3.86	32
Apr 26	OKLAHOMA STATE		2.0	2	2	2	1	0	0	0	1	0	0	0	0	7-6	1-0	0	4.50	38
Apr 30	TEXAS A&M-2		0.0	1	0	0	0	0	0	0	0	0	0	0	0	8-11	1-0	0	4.50	1
May 03	at Missouri State	*	3.0	3	3	3	1	4	1	1	0	0	0	0	0	6-14	1-1	0	5.21	49
Totals		5	19.0	18	11	11	5	17	1	1	2	1	0	0	0	80-69	1-1	0	5.21	-

Arkansas Baseball
Individual Game-by-Game for Arkansas (as of May 03, 2016)

#5 Cody Scroggins - 22 games (All games)

Date	Opponent	Pos	AB	R	H	RBI	2B	3B	HR	BB	SB	CS	HBP	SAC	SF	GDP	K	PO	A	E	Avg
Feb 19	CENTRAL MICHIGAN	pr/3b	0	1	0	0	0	0	0	0	0	0	0	0	0	0	0	0	0	0	.000
Feb 20	CENTRAL MICHIGAN	3b	0	0	0	0	0	0	0	0	0	0	0	0	0	0	0	0	0	0	.000
Feb 21	CENTRAL MICHIGAN	3b	1	0	0	0	0	0	0	0	0	0	0	0	0	0	0	0	0	0	.000
Feb 23	MISS. VALLEY STATE	ph/3b	2	0	0	0	0	0	0	0	0	0	0	0	0	0	0	0	0	0	.000
Feb 24	MISS. VALLEY STATE	*2b/ss	3	2	2	2	0	0	0	2	0	0	0	0	0	0	0	3	4	0	.333
Feb 27	vs Houston	3b	0	0	0	0	0	0	0	0	0	0	0	0	0	0	0	0	0	0	.333
Mar 05	EASTERN ILLINOIS	*2b	2	0	0	0	0	0	0	0	0	0	0	0	0	0	1	1	1	0	.250
Mar 13	WESTERN ILLINOIS	pr/3b	0	0	0	0	0	0	0	0	1	0	0	1	0	0	0	0	1	0	.250
Mar 15	GRAMBLING STATE	ph/ss	1	0	0	0	0	0	0	0	0	0	0	0	0	0	0	0	2	0	.222
Mar 20	at South Carolina	*ss	3	1	1	0	0	0	0	0	1	0	0	0	0	0	2	2	2	0	.250
Mar 26	AUBURN	3b	1	0	0	0	0	0	0	0	0	0	0	0	0	0	0	0	1	0	.231
Apr 06	at Memphis	3b	0	0	0	0	0	0	0	0	0	0	0	0	0	0	0	0	0	0	.231
Apr 12	ULM	*2b	2	0	0	0	0	0	0	1	0	0	0	0	0	1	0	4	1	0	.200
Apr 16	FLORIDA	3b	0	0	0	0	0	0	0	0	0	0	0	0	0	0	0	0	0	0	.200
Apr 19	CREIGHTON	*3b	3	0	0	0	0	0	0	0	0	0	0	0	0	0	0	0	2	0	.167
Apr 22	at Kentucky	*3b	2	0	0	0	0	0	0	1	0	0	0	1	0	0	0	0	2	0	.150
Apr 23	at Kentucky-1	*3b	3	0	1	0	0	0	0	0	0	0	0	0	0	0	0	0	0	0	.174
Apr 23	at Kentucky-2	*3b	3	0	0	0	0	0	0	0	0	0	0	0	0	0	1	0	0	0	.154
Apr 26	OKLAHOMA STATE	*3b	3	0	0	0	0	0	0	0	0	0	0	1	0	0	1	2	1	0	.138
Apr 30	TEXAS A&M-1	*3b	2	0	1	0	0	0	0	0	0	0	0	0	0	0	0	0	1	0	.161
Apr 30	TEXAS A&M-2	*3b	2	0	0	0	0	0	0	2	0	0	0	0	0	0	1	1	2	0	.152
May 01	TEXAS A&M	*3b	2	0	0	0	0	0	0	0	0	0	0	0	0	0	0	0	0	0	.143
Totals		12gs	35	4	5	2	0	0	0	6	2	0	0	3	0	1	6	13	20	0	.143

On base pct. .268 • Slugging pct. .143

#5 Cody Scroggins - 3 appearances (All games)

Date	Opponent	GS	IP	H	R	ER	BB	SO	2B	3B	HR	WP	BK	HBP	IBB	Score	W-L	Sv	ERA	NP
Apr 03	MISSOURI		1.0	0	0	0	0	0	0	0	0	0	0	0	0	1-10	0-0	0	0.00	7
Apr 08	at Ole Miss		1.0	0	0	0	1	1	0	0	0	1	0	1	1	3-7	0-0	0	0.00	20
Apr 15	FLORIDA		1.0	1	1	1	1	0	0	0	0	1	0	0	0	2-9	0-0	0	3.00	16
Totals		0	3.0	1	1	1	2	1	0	0	0	2	0	1	1	6-26	0-0	0	3.00	-

Arkansas Baseball
Individual Game-by-Game for Arkansas (as of May 03, 2016)

#20 Carson Shaddy - 44 games (All games)

Date	Opponent	Pos	AB	R	H	RBI	2B	3B	HR	BB	SB	CS	HBP	SAC	SF	GDP	K	PO	A	E	Avg
Feb 19	CENTRAL MICHIGAN	*3b	3	0	2	0	0	0	0	1	0	0	0	0	0	0	1	1	1	0	.667
Feb 20	CENTRAL MICHIGAN	*3b/of	4	1	2	0	0	0	0	0	0	0	0	0	0	0	1	0	3	0	.571
Feb 21	CENTRAL MICHIGAN	*3b/of	4	0	1	0	0	0	0	0	0	0	0	0	0	0	2	0	1	0	.455
Feb 23	MISS. VALLEY STATE	*3b	2	2	1	1	0	0	0	1	0	0	0	0	1	0	0	0	0	0	.462
Feb 24	MISS. VALLEY STATE	2b	3	2	2	3	0	0	2	0	0	0	0	0	0	0	0	0	2	0	.500
Feb 26	vs Rice	*3b	4	1	2	2	0	0	0	0	0	0	0	0	1	0	0	1	1	0	.500
Feb 27	vs Houston	*3b	5	2	3	2	0	0	1	0	0	0	0	0	0	0	0	2	1	0	.520
Feb 28	vs Texas Tech	*3b	5	1	1	1	0	0	0	0	0	0	0	0	0	0	1	1	4	0	.467
Mar 02	LOUISIANA TECH	*3b	2	1	1	1	0	0	1	2	0	0	0	0	0	0	1	2	1	0	.469
Mar 04	EASTERN ILLINOIS	*3b	4	1	1	2	0	0	1	0	0	0	0	0	0	0	2	0	1	0	.444
Mar 05	EASTERN ILLINOIS	*3b	7	0	0	0	0	0	0	0	1	0	0	0	0	0	1	2	4	2	.372
Mar 06	EASTERN ILLINOIS	*3b	4	0	1	0	0	0	0	0	0	0	0	0	0	0	1	2	1	0	.362
Mar 09	GONZAGA	*3b	4	2	2	0	0	0	0	1	0	0	0	0	0	0	1	1	1	1	.373
Mar 11	WESTERN ILLINOIS	*3b	4	0	0	0	0	0	0	0	0	0	1	0	0	0	2	1	2	2	.345
Mar 13	WESTERN ILLINOIS	*3b	3	0	2	0	0	0	0	0	0	0	0	0	0	0	0	1	2	0	.362
Mar 15	GRAMBLING STATE	*3b	3	2	3	6	2	0	0	0	0	0	1	0	1	0	0	0	2	0	.393
Mar 16	GRAMBLING STATE	*3b	3	1	1	0	1	0	0	1	0	0	0	0	0	0	1	2	4	1	.391
Mar 18	at South Carolina	*3b	4	1	3	3	1	0	0	0	0	0	0	0	0	0	0	2	3	0	.412
Mar 19	at South Carolina	*3b	3	0	0	0	0	0	0	1	1	0	0	0	0	0	1	1	0	0	.394
Mar 20	at South Carolina	*3b	4	0	1	2	0	0	0	0	0	0	0	0	0	0	0	0	0	0	.387
Mar 25	AUBURN	*3b	3	1	2	0	0	0	0	1	0	0	0	0	0	0	0	1	1	0	.397
Mar 26	AUBURN	*3b	3	2	2	0	0	0	0	1	0	0	0	0	0	0	0	0	2	0	.407
Mar 27	AUBURN	*3b	4	0	0	0	0	0	0	0	0	0	0	0	0	0	1	2	2	0	.388
Mar 29	at Oklahoma State	*3b	3	0	2	1	0	0	0	2	0	1	0	0	0	1	0	1	1	1	.398
Apr 01	MISSOURI	*3b	4	0	1	0	0	0	0	0	0	0	0	0	0	0	1	2	0	1	.391
Apr 02	MISSOURI	*3b	5	0	0	1	0	0	0	0	0	0	0	0	0	0	1	1	3	1	.371
Apr 03	MISSOURI	*3b	4	0	0	0	0	0	0	0	0	0	0	0	0	0	1	0	2	1	.356
Apr 06	at Memphis	*3b	4	1	1	0	1	0	0	1	0	0	0	0	0	0	2	0	1	0	.352
Apr 08	at Ole Miss	*3b	2	1	1	0	0	0	0	2	2	0	0	0	0	0	1	0	0	0	.355
Apr 09	at Ole Miss	*3b	3	2	2	0	1	0	0	2	0	1	0	0	0	0	1	0	0	0	.364
Apr 10	at Ole Miss	*3b	4	1	1	0	0	0	0	1	0	0	0	0	0	1	0	2	5	0	.360
Apr 12	ULM	*3b	4	2	1	0	1	0	0	0	0	0	1	0	0	1	1	0	3	0	.356
Apr 14	FLORIDA	*3b	5	1	1	1	1	0	0	0	0	0	0	0	0	0	4	0	1	0	.350
Apr 15	FLORIDA	*3b	4	1	1	0	1	0	0	0	0	0	0	0	0	0	1	0	2	1	.346
Apr 16	FLORIDA	*3b	4	0	0	0	0	0	0	0	0	0	0	0	0	0	2	0	1	1	.336
Apr 19	CREIGHTON	*of	4	1	1	0	0	0	0	0	0	0	0	0	0	0	0	2	0	0	.333
Apr 22	at Kentucky	*of	5	0	1	0	0	0	0	0	0	0	0	0	0	0	2	2	0	0	.329
Apr 23	at Kentucky-1	*of	3	1	2	0	0	0	0	0	0	0	0	0	0	0	1	3	0	0	.336
Apr 23	at Kentucky-2	*of	3	1	1	1	1	0	0	0	0	0	0	0	0	0	0	5	0	0	.336
Apr 26	OKLAHOMA STATE	*of	5	2	3	1	0	1	0	0	0	1	0	0	0	0	0	0	0	0	.344
Apr 30	TEXAS A&M-1	*of/3b	3	1	2	2	0	0	1	2	0	0	0	0	0	0	1	1	1	0	.351
Apr 30	TEXAS A&M-2	*of/3b	5	1	1	0	0	0	0	1	0	0	0	0	0	0	3	2	1	0	.346
May 01	TEXAS A&M	*dh	4	1	3	2	0	0	1	0	0	0	0	0	0	0	0	0	0	0	.356
May 03	at Missouri State	*of/2b	5	1	2	1	0	0	1	0	0	0	0	0	0	1	1	3	0	0	.357
Totals		43gs	168	38	60	33	10	1	8	20	4	3	3	0	3	4	39	46	60	12	.357

On base pct. .428 • Slugging pct. .571

Arkansas Baseball
Individual Game-by-Game for Arkansas (as of May 03, 2016)

#7 Darien Simms - 24 games (All games)

Date	Opponent	Pos	AB	R	H	RBI	2B	3B	HR	BB	SB	CS	HBP	SAC	SF	GDP	K	PO	A	E	Avg	
Feb 19	CENTRAL MICHIGAN	of/pr	0	0	0	0	0	0	0	0	0	0	0	0	0	0	0	0	0	0	0	.000
Feb 20	CENTRAL MICHIGAN	pr	0	1	0	0	0	0	0	0	0	0	0	0	0	0	0	0	0	0	0	.000
Feb 21	CENTRAL MICHIGAN	pr	0	1	0	0	0	0	0	0	1	0	0	0	0	0	0	0	0	0	0	.000
Feb 23	MISS. VALLEY STATE	ph/of	2	0	2	1	0	0	0	0	0	0	0	0	0	0	0	1	0	0	0	1.000
Feb 24	MISS. VALLEY STATE	*of	4	3	1	0	0	0	0	1	0	0	0	1	0	0	0	0	0	0	0	.500
Feb 26	vs Rice	pr	0	1	0	0	0	0	0	0	0	0	0	0	0	0	0	0	0	0	0	.500
Feb 28	vs Texas Tech	ph/dh	1	0	0	0	0	0	0	0	0	0	0	1	0	0	0	0	0	0	0	.429
Mar 05	EASTERN ILLINOIS	pr	0	0	0	0	0	0	0	0	0	0	0	0	0	0	0	0	0	0	0	.429
Mar 06	EASTERN ILLINOIS	pr	0	1	0	0	0	0	0	0	0	0	0	0	0	0	0	0	0	0	0	.429
Mar 11	WESTERN ILLINOIS	pr	0	0	0	0	0	0	0	0	1	0	0	0	0	0	0	0	0	0	0	.429
Mar 15	GRAMBLING STATE	of	0	1	0	0	0	0	0	1	0	0	1	0	0	0	0	0	0	0	0	.429
Mar 16	GRAMBLING STATE	pr	0	1	0	0	0	0	0	0	1	0	0	0	0	0	0	0	0	0	0	.429
Mar 18	at South Carolina	ph/of	3	1	1	0	0	0	0	0	0	0	0	0	0	0	0	0	0	0	0	.400
Mar 20	at South Carolina	*dh	4	1	1	0	0	0	0	1	0	0	0	0	0	0	0	2	0	0	0	.357
Mar 25	AUBURN	*dh	4	0	0	0	0	0	0	0	0	0	0	0	0	0	1	0	0	0	0	.278
Mar 27	AUBURN	pr	0	0	0	0	0	0	0	0	0	0	0	0	0	0	0	0	0	0	0	.278
Apr 01	MISSOURI	ph	1	0	0	0	0	0	0	0	0	0	0	0	0	0	1	0	0	0	0	.263
Apr 03	MISSOURI	ph/of	1	0	0	1	0	0	0	0	0	0	0	0	0	0	0	1	0	0	0	.250
Apr 12	ULM	ph	1	0	1	1	0	0	0	0	0	0	0	0	0	0	0	0	0	0	0	.286
Apr 14	FLORIDA	*of	4	0	0	0	0	0	0	0	1	0	1	0	0	0	3	4	0	0	0	.240
Apr 19	CREIGHTON	pr	0	0	0	0	0	0	0	0	1	0	0	0	0	0	0	0	0	0	0	.240
Apr 26	OKLAHOMA STATE	pr	0	1	0	0	0	0	0	0	0	0	0	0	0	0	0	0	0	0	0	.240
Apr 30	TEXAS A&M-2	pr	0	0	0	0	0	0	0	0	0	0	0	0	0	0	0	0	0	0	0	.240
May 01	TEXAS A&M	ph/of	2	0	0	0	0	0	0	0	0	0	0	0	0	0	1	0	0	0	0	.222
Totals		4gs	27	12	6	3	0	0	0	3	5	0	2	2	0	0	8	6	0	0	0	.222

On base pct. .344 • Slugging pct. .222

#24 Chad Spanberger - 27 games (All games)

Date	Opponent	Pos	AB	R	H	RBI	2B	3B	HR	BB	SB	CS	HBP	SAC	SF	GDP	K	PO	A	E	Avg	
Mar 02	LOUISIANA TECH	*dh	4	0	0	0	0	0	0	0	0	0	0	0	0	0	2	0	0	0	0	.000
Mar 04	EASTERN ILLINOIS	*of	4	0	0	0	0	0	0	0	0	0	0	0	0	0	2	2	0	0	0	.000
Mar 05	EASTERN ILLINOIS	ph	1	1	1	1	0	0	1	0	0	0	0	0	0	0	0	0	0	0	0	.111
Mar 06	EASTERN ILLINOIS	ph/dh	3	0	0	0	0	0	1	0	0	0	0	0	0	0	1	0	0	0	0	.083
Mar 09	GONZAGA	*of	5	0	1	0	1	0	0	0	0	0	0	0	0	0	2	1	0	0	0	.118
Mar 11	WESTERN ILLINOIS	ph	1	0	0	0	0	0	0	0	0	0	0	0	0	0	0	0	0	0	0	.111
Mar 12	WESTERN ILLINOIS	*of	5	2	2	4	1	0	1	0	0	0	0	0	0	0	1	2	0	0	0	.174
Mar 13	WESTERN ILLINOIS	*of	2	0	0	0	0	0	0	0	0	1	0	0	0	0	2	0	0	0	0	.160
Mar 15	GRAMBLING STATE	*dh	4	0	0	0	0	0	0	1	0	0	0	0	0	0	1	0	0	0	0	.138
Mar 19	at South Carolina	*of	2	1	1	0	0	0	0	1	0	0	1	0	0	0	1	1	0	0	0	.161
Mar 20	at South Carolina	*of	3	1	2	0	1	0	0	1	0	0	0	0	0	0	0	4	0	0	0	.206
Mar 25	AUBURN	*of	3	0	1	0	0	0	0	0	0	0	0	0	0	0	1	0	0	0	0	.216
Mar 26	AUBURN	*of	5	2	2	1	0	0	1	0	0	0	0	0	0	0	0	3	0	0	0	.238
Mar 27	AUBURN	*of	3	0	0	0	0	0	0	1	0	0	0	0	0	0	0	1	0	0	0	.222
Mar 29	at Oklahoma State	*of	3	0	0	0	0	0	0	0	0	0	1	0	0	0	3	1	0	0	0	.208
Apr 01	MISSOURI	of	1	0	0	0	0	0	0	0	0	0	0	0	0	0	1	1	0	0	0	.204
Apr 02	MISSOURI	*of	3	1	1	0	0	0	0	0	0	0	0	0	0	0	1	3	0	0	0	.212
Apr 12	ULM	*of	1	0	0	0	0	0	0	3	0	0	0	0	0	0	1	2	0	0	0	.208
Apr 14	FLORIDA	*of	5	1	2	1	0	0	1	0	0	0	0	0	0	0	1	0	0	0	0	.224
Apr 16	FLORIDA	*of	2	0	0	0	0	0	0	0	0	0	0	0	0	0	2	2	0	0	0	.217
Apr 19	CREIGHTON	*of	3	1	3	4	1	0	1	1	0	0	0	0	0	0	0	0	0	0	0	.254
Apr 22	at Kentucky	*of	4	1	1	1	0	0	1	0	0	0	0	0	0	0	1	1	0	0	0	.254
Apr 23	at Kentucky-1	*of	3	0	0	1	0	0	0	0	0	0	0	0	0	0	0	1	0	0	0	.243
Apr 23	at Kentucky-2	*of	2	0	0	0	0	0	0	0	0	0	0	0	0	0	1	2	0	0	0	.236
Apr 26	OKLAHOMA STATE	*of	4	0	0	0	0	0	0	1	0	0	0	0	0	0	1	1	0	0	0	.224
Apr 30	TEXAS A&M-1	*of	5	0	0	0	0	0	0	0	0	0	0	0	0	0	5	1	0	0	0	.210
Apr 30	TEXAS A&M-2	*of	5	0	2	2	0	0	1	0	0	0	0	0	0	0	3	2	0	0	0	.221
Totals		23gs	86	11	19	15	4	0	6	11	0	0	2	1	0	0	33	31	0	0	0	.221

On base pct. .323 • Slugging pct. .477

Arkansas Baseball
Individual Game-by-Game for Arkansas (as of May 03, 2016)

#25 Dominic Taccolini - 7 games (All games)

Date	Opponent	Pos	AB	R	H	RBI	2B	3B	HR	BB	SB	CS	HBP	SAC	SF	GDP	K	PO	A	E	Avg
Feb 19	CENTRAL MICHIGAN	*p	0	0	0	0	0	0	0	0	0	0	0	0	0	0	0	1	1	0	.000
Mar 04	EASTERN ILLINOIS	*p	0	0	0	0	0	0	0	0	0	0	0	0	0	0	0	1	1	0	.000
Mar 06	EASTERN ILLINOIS	*dh	0	0	0	0	0	0	0	0	0	0	0	0	0	0	0	0	0	0	.000
Mar 18	at South Carolina	*p	0	0	0	0	0	0	0	0	0	0	0	0	0	0	0	3	0	0	.000
Apr 14	FLORIDA	*p	0	0	0	0	0	0	0	0	0	0	0	0	0	0	0	1	0	0	.000
Apr 22	at Kentucky	*p	0	0	0	0	0	0	0	0	0	0	0	0	0	0	0	1	3	0	.000
Apr 30	TEXAS A&M-1	*p	0	0	0	0	0	0	0	0	0	0	0	0	0	0	0	0	1	0	.000
Totals		7gs	0	0	0	0	0	0	0	0	0	0	0	0	0	0	0	7	6	0	.000

On base pct. .000 • Slugging pct. .000

#25 Dominic Taccolini - 12 appearances (All games)

Date	Opponent	GS	IP	H	R	ER	BB	SO	2B	3B	HR	WP	BK	HBP	IBB	Score	W-L	Sv	ERA	NP
Feb 19	CENTRAL MICHIGAN	*	7.0	1	1	1	1	3	0	0	0	0	0	1	0	6-1	1-0	0	1.29	79
Feb 26	vs Rice	*	6.0	5	2	2	1	6	0	0	0	0	0	0	0	5-2	2-0	0	2.08	85
Mar 04	EASTERN ILLINOIS	*	5.0	4	2	2	1	5	0	0	0	0	0	0	0	5-2	3-0	0	2.50	74
Mar 11	WESTERN ILLINOIS	*	7.0	2	1	1	2	9	0	0	0	0	0	0	0	3-2	3-0	0	2.16	109
Mar 18	at South Carolina	*	6.0	12	8	8	1	2	2	1	0	0	0	2	0	6-10	3-1	0	4.06	113
Mar 25	AUBURN	*	2.0	6	2	2	3	3	1	0	0	0	0	1	0	3-2	3-1	0	4.36	65
Apr 01	MISSOURI	*	1.0	4	3	2	1	0	2	0	0	0	0	0	0	7-6	3-1	0	4.76	35
Apr 06	at Memphis		1.1	2	2	2	1	3	1	0	0	0	0	0	0	12-4	3-1	0	5.09	30
Apr 10	at Ole Miss		3.2	4	3	3	1	4	0	0	1	0	0	1	0	7-8	3-1	0	5.31	65
Apr 14	FLORIDA	*	3.0	1	3	3	3	2	0	0	0	1	0	0	0	8-12	3-2	0	5.57	54
Apr 22	at Kentucky	*	10.0	5	0	0	0	10	0	0	0	0	0	0	0	1-0	4-2	0	4.50	125
Apr 30	TEXAS A&M-1	*	6.0	9	5	5	2	6	0	0	2	0	0	0	0	9-5	5-2	0	4.81	102
Totals		10	58.0	55	32	31	17	53	6	1	3	1	0	5	0	72-54	5-2	0	4.81	-

#28 James Teague - 5 games (All games)

Date	Opponent	Pos	AB	R	H	RBI	2B	3B	HR	BB	SB	CS	HBP	SAC	SF	GDP	K	PO	A	E	Avg
Feb 23	MISS. VALLEY STATE	p	0	0	0	0	0	0	0	0	0	0	0	0	0	0	0	1	0	0	.000
Mar 02	LOUISIANA TECH	p	0	0	0	0	0	0	0	0	0	0	0	0	0	0	0	0	2	0	.000
Mar 15	GRAMBLING STATE	p	0	0	0	0	0	0	0	0	0	0	0	0	0	0	0	0	1	0	.000
Mar 19	at South Carolina	p	0	0	0	0	0	0	0	0	0	0	0	0	0	0	0	0	1	0	.000
Apr 15	FLORIDA	p	0	0	0	0	0	0	0	0	0	0	0	0	0	0	0	0	0	1	.000
Totals		0gs	0	0	0	0	0	0	0	0	0	0	0	0	0	0	0	1	4	1	.000

On base pct. .000 • Slugging pct. .000

#28 James Teague - 15 appearances (All games)

Date	Opponent	GS	IP	H	R	ER	BB	SO	2B	3B	HR	WP	BK	HBP	IBB	Score	W-L	Sv	ERA	NP
Feb 23	MISS. VALLEY STATE		1.0	0	0	0	0	3	0	0	0	1	0	0	0	21-4	0-0	0	0.00	15
Feb 27	vs Houston		2.0	1	0	0	1	4	1	0	0	0	0	0	0	12-3	1-0	0	0.00	38
Mar 02	LOUISIANA TECH		2.1	1	1	1	1	3	1	0	0	1	0	0	0	2-3	1-1	0	1.69	39
Mar 06	EASTERN ILLINOIS		2.0	0	0	0	1	2	0	0	0	0	0	0	0	3-2	2-1	0	1.23	26
Mar 15	GRAMBLING STATE		1.0	1	0	0	0	0	0	0	0	0	0	0	0	14-4	2-1	0	1.08	5
Mar 19	at South Carolina		3.1	4	4	4	1	3	0	0	1	0	0	1	0	2-6	2-2	0	3.86	56
Mar 25	AUBURN		2.2	2	0	0	4	1	0	0	0	0	0	1	0	3-2	2-2	0	3.14	49
Mar 29	at Oklahoma State		1.0	0	0	0	1	1	0	0	0	0	0	0	0	4-5	2-2	0	2.93	14
Apr 02	MISSOURI		2.0	1	1	1	2	3	0	1	0	0	0	0	0	5-8	2-2	0	3.12	39
Apr 08	at Ole Miss	*	3.0	8	7	7	2	3	3	0	0	0	0	0	0	3-7	2-3	0	5.75	51
Apr 12	ULM		1.0	2	1	0	0	1	0	0	0	1	0	0	0	3-1	2-3	0	5.48	23
Apr 15	FLORIDA		1.1	5	5	4	2	1	1	0	0	0	0	0	0	2-9	2-3	0	6.75	47
Apr 26	OKLAHOMA STATE		1.1	2	1	1	0	3	1	0	0	0	0	0	0	7-6	3-3	0	6.75	27
Apr 30	TEXAS A&M-1		1.0	0	0	0	1	0	0	0	0	1	0	0	0	9-5	3-3	0	6.48	19
May 03	at Missouri State		1.0	1	1	1	0	1	0	0	1	0	0	0	0	6-14	3-3	0	6.58	14
Totals		1	26.0	28	21	19	16	29	7	1	2	4	0	2	0	96-79	3-3	0	6.58	-

Arkansas Baseball
Individual Game-by-Game for Arkansas (as of May 03, 2016)

#14 Doug Willey - 5 games (All games)

Date	Opponent	Pos	AB	R	H	RBI	2B	3B	HR	BB	SB	CS	HBP	SAC	SF	GDP	K	PO	A	E	Avg
Feb 24	MISS. VALLEY STATE	p	0	0	0	0	0	0	0	0	0	0	0	0	0	0	0	1	0	0	.000
Feb 27	vs Houston	p	0	0	0	0	0	0	0	0	0	0	0	0	0	0	0	1	0	0	.000
Apr 01	MISSOURI	p	0	0	0	0	0	0	0	0	0	0	0	0	0	0	0	1	0	0	.000
Apr 12	ULM	p	0	0	0	0	0	0	0	0	0	0	0	0	0	0	0	1	0	0	.000
Apr 19	CREIGHTON	p	0	0	0	0	0	0	0	0	0	0	0	0	0	0	0	0	1	0	.000
Totals		0gs	0	0	0	0	0	0	0	0	0	0	0	0	0	0	0	4	1	0	.000

On base pct. .000 • Slugging pct. .000

#14 Doug Willey - 22 appearances (All games)

Date	Opponent	GS	IP	H	R	ER	BB	SO	2B	3B	HR	WP	BK	HBP	IBB	Score	W-L	Sv	ERA	NP
Feb 19	CENTRAL MICHIGAN		0.2	0	0	0	0	2	0	0	0	0	0	0	0	6-1	0-0	0	0.00	11
Feb 24	MISS. VALLEY STATE		1.0	0	0	0	0	2	0	0	0	0	0	0	0	20-0	0-0	0	0.00	11
Feb 27	vs Houston		1.1	0	0	0	1	1	0	0	0	0	0	0	0	12-3	0-0	0	0.00	22
Feb 28	vs Texas Tech		1.1	1	0	0	0	2	0	0	0	0	0	0	0	10-6	0-0	0	0.00	27
Mar 05	EASTERN ILLINOIS		0.2	0	0	0	0	0	0	0	0	0	0	0	0	8-10	0-0	0	0.00	1
Mar 09	GONZAGA		0.1	2	0	0	0	0	0	0	0	0	0	0	0	10-15	0-0	0	0.00	13
Mar 12	WESTERN ILLINOIS		1.0	1	0	0	0	0	1	0	0	0	0	0	0	9-3	0-0	0	0.00	16
Mar 13	WESTERN ILLINOIS		0.2	1	0	0	1	0	0	0	0	0	0	0	0	3-0	0-0	0	0.00	23
Mar 16	GRAMBLING STATE		1.0	0	0	0	0	2	0	0	0	0	0	0	0	3-2	0-0	1	0.00	10
Mar 19	at South Carolina		0.1	1	0	0	0	0	0	0	0	0	0	0	0	2-6	0-0	1	0.00	2
Mar 27	AUBURN		2.2	3	0	0	0	3	0	0	0	0	0	0	0	3-1	0-0	1	0.00	38
Mar 29	at Oklahoma State		1.2	2	1	0	0	1	0	0	0	0	0	0	0	4-5	0-1	1	0.00	24
Apr 01	MISSOURI		3.0	1	0	0	0	3	0	0	0	0	0	0	0	7-6	1-1	1	0.00	34
Apr 09	at Ole Miss		0.1	4	4	4	0	1	2	0	0	0	0	0	0	9-14	1-1	1	2.25	15
Apr 10	at Ole Miss		1.0	1	0	0	0	2	0	0	0	0	0	0	0	7-8	1-1	1	2.12	17
Apr 12	ULM		1.0	0	0	0	0	0	0	0	0	0	0	0	0	3-1	1-1	2	2.00	8
Apr 16	FLORIDA		1.2	4	2	2	0	2	0	0	1	0	0	2	0	2-8	1-1	2	2.75	40
Apr 19	CREIGHTON		1.1	1	0	0	0	1	0	0	0	0	0	0	0	6-2	1-1	3	2.57	13
Apr 23	at Kentucky-2		0.1	1	2	2	1	1	0	0	0	0	0	0	0	4-5	1-2	3	3.38	13
Apr 26	OKLAHOMA STATE		0.2	1	0	0	0	1	1	0	0	0	0	0	0	7-6	1-2	3	3.27	10
Apr 30	TEXAS A&M-2		0.2	2	1	1	2	1	1	0	0	0	0	0	0	8-11	1-2	3	3.57	27
May 03	at Missouri State		1.0	1	0	0	1	1	0	0	0	0	0	0	0	6-14	1-2	3	3.42	31
Totals		0	23.2	27	10	9	6	26	5	0	1	0	0	2	0	149-127	1-2	3	3.42	-

2016 Schedule/Results

	Opponent	Score	WP	LP	SV	Attend	Time
FEBRUARY							
19	Central Michigan	W, 6-1	Taccolini (1-0)	Renzi (0-1)	None	9620	2:43
20	Central Michigan	W, 4-3	Knight (1-0)	Deeg (0-1)	Jackson (1)	11341	2:58
21	Central Michigan	W, 9-4	Dahl (1-0)	Gamble (0-1)	None	7531	3:06
23	Mississippi Valley St.	W, 21-4	Campbell (1-0)	Hodges (0-2)	None	6328	2:43
24	Mississippi Valley St.	W, 20-0	Rogers (1-0)	Arrington (0-1)	None	6513	2:32
26	vs. No. 24 Rice	W, 5-2	Taccolini (2-0)	Duplantier (0-1)	Jackson (2)	5335	2:42
27	vs. No. 9 Houston	W, 12-3	Teague (1-0)	King (1-1)	None	7881	3:27
28	vs. No. 23 Texas Tech	W, 10-6	Chadwick (1-0)	Howard (1-1)	None	5675	4:05
MARCH							
2	Louisiana Tech	L, 3-2	Clancy (3-0)	Teague (1-1)	Atkins (1)	6855	2:36
4	Eastern Illinois	W, 5-2	Taccolini (3-0)	Wivinis (0-3)	Jackson (3)	7957	2:55
5	Eastern Illinois	L, 10-8 (12)	Euler (1-0)	Jackson (0-1)	Allen (1)	10422	4:19
6	Eastern Illinois	W, 3-2	Teague (2-1)	Euler (1-1)	None	7649	2:30
8	Gonzaga			CANCELLED			
9	Gonzaga	L, 15-10	Hellinger (1-1)	Dahl (1-1)	Vernia (1)	6483	4:02
11	Western Illinois	W, 3-2 (10)	Jackson (1-0)	Pannell (0-1)	None	6,639	3:11
12	Western Illinois	W, 9-3	Knight (2-0)	Mortillaro (0-3)	None	8655	3:14
13	Western Illinois	W, 3-0	Loseke (1-0)	Koch (0-2)	Rodriguez (1)	6927	2:41
15	Grambling State	W, 14-4	Campbell (2-0)	Hoover (1-1)	None	7489	2:49
16	Grambling State	W, 3-2	Alberius (1-0)	Raiburn (0-4)	Willey (1)	6833	2:34
18	at No. 12 South Carolina*	L, 10-6	Schmidt (5-0)	Taccolini (3-1)	None	7511	2:48
19	at No. 12 South Carolina	L, 6-2	Webb (4-1)	Teague (2-2)	Johnson (1)	7258	2:43
20	at No. 12 South Carolina*	L, 8-6	Reagan (1-0)	Jackson (1-2)	None	6867	3:02
25	Auburn*	W, 3-2	Alberius (2-0)	Klobosits (1-2)	None	6429	3:08
26	Auburn*	W, 14-7	McKinney (1-0)	Mize (1-2)	None	9303	3:42
27	Auburn*	W, 3-1	Jackson (2-2)	Yarbrough (2-1)	None	6675	3:10
29	at No. 16 Oklahoma State	L, 5-4	Reed (3-1)	Willey (0-1)	Buffett (4)	2418	3:32
APRIL							
1	Missouri*	W, 7-6	Willey (1-1)	McClain (3-1)	Jackson (4)	9012	3:11
2	Missouri*	L, 8-5	Houck (3-2)	McKinney (1-1)	Tribby (1)	9866	3:26
3	Missouri*	L, 10-1	Plassmeyer (2-2)	Loseke (1-1)	Sharp (4)	8088	3:08
6	vs. Memphis	W, 12-4	Hart (1-0)	Bowlan (1-3)	None	2824	3:22
8	at No. 14 Ole Miss*	L, 7-3	Bramlett (5-2)	Teague (2-3)	None	9051	3:01
9	at No. 14 Ole Miss*	L, 14-9	Parkinson (1-0)	Jackson (2-3)	None	9747	3:47
10	at No. 14 Ole Miss*	L, 8-7	Pagnozzi (5-1)	Loseke (1-2)	Stokes (4)	8060	3:52
12	vs. Louisiana Monroe	W, 3-1	Alberius (3-0)	Herrera (1-2)	Willey (2)	7327	2:50
14	No. 2 Florida*	L, 12-8	Puk (2-2)	Taccolini (3-2)	Anderson (3)	8348	3:57
15	No. 2 Florida*	L, 9-2	Shore (7-0)	McKinney (1-2)	None	9219	3:26
16	No. 2 Florida*	L, 8-2	Faedo (7-1)	Jackson (2-4)	None	9371	3:49
19	No. 25 Creighton	W, 6-2	Campbell (3-0)	Stroschien (0-1)	Willey (3)	6729	3:03
21	at No. 12 Kentucky*	W, 1-0	Taccolini (4-2)	Brown (2-7)	None	2508	3:00
23	at No. 12 Kentucky*	W, 2-0	Jackson (3-4)	Beggs (7-1)	None		1:54
23	at No. 12 Kentucky*	L, 5-4	Hjelle (3-0)	Willey (1-2)	None	2319	2:42
26	#18 Oklahoma State	W, 7-6	Teague (3-3)	Cowan (0-1)	Knight (1)	7164	3:58
30	#2 Texas A&M*	W, 9-5	Taccolini (5-2)	Vinson (1-2)	None		3:10
30	#2 Texas A&M*	L, 11-8 (11)	Ecker (4-1)	Knight (2-1)	Larkins (1)	9752	4:44
MAY							
1	#2 Texas A&M*	L, 6-2	Simonds (7-1)	McKinney (1-3)	None	8326	2:46
3	at Missouri State	L, 14-6	Knight (4-1)	Rogers (3-1)	None	1609	3:28
6	at #13 LSU*	--	Baton Rouge, La.	--	SECN+	--	7:00 p.m.
7	at #13 LSU*	--	Baton Rouge, La.	--	ESPNU	--	6:30 p.m.
8	at #13 LSU*	--	Baton Rouge, La.	--	SECN+	--	1:00 p.m.
13	Alabama*	--	Baum Stadium	--	SECN+	--	6:34 p.m.
14	Alabama*	--	Baum Stadium	--	SECN+	--	6:04 p.m.
15	Alabama*	--	Baum Stadium	--	SECN+	--	1:04 p.m.
17	Missouri State	--	Baum Stadium	--	SECN+	--	6:34 p.m.
19	at Mississippi State*	--	Starkville, Miss.	--	SECN+	--	6:30 p.m.
20	at Mississippi State*	--	Starkville, Miss.	--	SECN+	--	6:30 p.m.
21	at Mississippi State*	--	Starkville, Miss.	--	SEC Network	--	5:00 p.m.