



ARKANSAS Baseball Game Notes

8 College World Series Appearances • 6 NCAA Super Regional Appearances
28 NCAA Tournament Appearances • 2 SEC Regular Season Titles • 4 SEC Western Division Titles

'17 SCHEDULE & RESULTS

FEBRUARY

17	MIAMI (OHIO)	W, 7-0
18	MIAMI (OHIO)	W, 5-1
19	MIAMI (OHIO)	W, 11-1
24	BRYANT	3 p.m.
25	BRYANT	2 p.m.
26	BRYANT	1 p.m.
28	at Louisiana Tech	6 p.m.

MARCH

1	at Louisiana Tech	3 p.m.
3	vs. Arizona (Frisco, Texas)	4 p.m.
4	vs. Nebraska (Frisco, Texas)	7:30 p.m.
5	vs. Oklahoma St. (Frisco, Texas)	3:30 p.m.
7	ULM	3 p.m.
8	ULM	3 p.m.
10	RHODE ISLAND	3 p.m.
11	RHODE ISLAND	2 p.m.
12	RHODE ISLAND	1 p.m.
14	ALCORN ST.	6:30 p.m.
15	ALCORN ST.	3 p.m.
17	MISSISSIPPI ST.*	6:30 p.m.
18	MISSISSIPPI ST.*	7 p.m.
19	MISSISSIPPI ST.*	1 p.m.
22	NEW ORLEANS	6 p.m.
24	at Missouri*	6:30 p.m.
25	at Missouri*	2 p.m.
26	at Missouri*	1 p.m.
29	GRAMBLING ST.	6:30 p.m.
31	at Alabama*	6 p.m.

APRIL

1	at Alabama*	7 p.m.
2	at Alabama*	3 p.m.
4	GRAND CANYON	6:30 p.m.
5	GRAND CANYON	3 p.m.
7	LSU*	6:30 p.m.
8	LSU*	6 p.m.
9	LSU*	1 p.m.
11	at Missouri St.	6:35 p.m.
13	GEORGIA*	6:30 p.m.
14	GEORGIA*	6 p.m.
15	GEORGIA*	2 p.m.
18	MEMPHIS	6:30 p.m.
19	vs. Memphis (NLR, Ark.)	6:30 p.m.
21	at Auburn*	6 p.m.
22	at Auburn*	1 p.m.
23	at Auburn*	3 p.m.
25	vs. Kansas St. (Kansas City, Mo.)	6 p.m.
27	OLE MISS*	6 p.m.
28	OLE MISS*	6 p.m.
29	OLE MISS*	4 p.m.

MAY

4	at Tennessee*	6 p.m.
5	at Tennessee*	5 p.m.
6	at Tennessee*	Noon
12	VANDERBILT*	6:30 p.m.
13	VANDERBILT*	6 p.m.
14	VANDERBILT*	1 p.m.
18	at Texas A&M*	6:30 p.m.
19	at Texas A&M*	6:30 p.m.
20	at Texas A&M*	11 a.m.
May 23-28	SEC Tournament (Hoover, Ala.)	TBA

All times Central; Home game in BOLD; * - SEC Game

FEBRUARY 24 - 26 vs. BRYANT BULLDOGS | BAUM STADIUM



BRYANT BULLDOGS

Record	2-2
Ranking	NR
Last Season	47-12
Head Coach	Steve Owens
Career Record	815-416-2 (26th season)
Record at Bryant	226-115-1 (7th Season)



ARKANSAS RAZORBACKS

Record	3-0
Ranking	NR
Last Season	26-29
Head Coach	Dave Van Horn
Career Record	1,138-564 (29th season)
Record at Arkansas	553-324 (15th Season)

SERIES BY THE NUMBERS (2017 STATS)

BRYANT	OFFENSE	ARKANSAS
.296	Batting Avg.	.298
.507	Slugging Pct.	.452
.396	On-Base Pct.	.397
10	Doubles	4
1	Triples	0
6	Home Runs	4
23	Walks	14
7-of-8	Stolen Bases/Att	1-of-2

BRYANT	PITCHING/DEFENSE	ARKANSAS
6.35	ERA	0.67
34.0	Innings Pitched	27.0
0	Complete Games	0
2	Saves	0
1.15	Strikeout/Walk Ratio	1.21
.293	Opponent's Avg.	.149
8	Errors	2
4	Double Plays	1

All-time Series: Tied 1-1 | Last 10 Meetings: Tied 1-1 | Last series: N/A
In Manhattan, Kan.: Tied 1-1 | In NCAA Tournament: Tied 1-1

PROBABLE PITCHERS

FRI: BU RHP James Karinchak vs. ARK RHP Blaine Knight
SAT: BU LHP Steve Theetge vs. ARK RHP Trevor Stephan
SUN: BU RHP Ross Weiner vs. RHP Kevin Kopps

RAZORBACK NOTES

WELCOME TO THE SHOW, KID - Freshman outfielder Dominic Fletcher was already highly touted for his glove in centerfield, but he showed off his bat during opening weekend against Miami (Ohio). Fletcher homered in the seventh inning on Opening Day, part of a 2-for-4 day with two runs scored and two RBIs. With his long ball, Fletcher became the first Razorback true freshman to hit a home run on Opening Day since Andy Wilkins against Wright State in 2008.

THE ARMS HAVE IT - Last weekend's opening series gave fans a chance to see what pitching coach Wes Johnson has brought to the table since taking over and the numbers don't lie. 11 different pitchers saw action in the three games last week and, combined, the staff only allowed two runs, six walks, and struck out 36. The 0.67 team ERA is the second-lowest in the SEC and the

third-lowest in the nation. Four different pitchers recorded five strikeouts in their appearances including all three starters.

CONGRATS ON YOUR FIRST HOME RUN? - Sophomore Eric Cole started his 2017 season strong at the plate. Over three games, Cole led the team with a .455 average (5-for-11) and two multi-hit games. On Sunday, Cole hit his first home run, albeit an inside-the-park home run. Cole launched his only hit of the game off the left field wall and was able to race around to score. It's the first inside-the-park home run by a Razorback since Andrew Benintendi did so against Mississippi Valley State in 2015.

This is
BASEBALL

MLB (7)

Name	Years at Arkansas	Club
Andrew Benintendi	2014-15	Boston
Brett Eibner	2008-10	Los Angeles Dodgers
Logan Forsythe	2006-08	Los Angeles Dodgers
Dallas Keuchel	2007-09	Houston
James McCann	2009-11	Detroit
Blake Parker	2004-06	Los Angeles Angels
Drew Smyly	2009-10	Seattle

AAA (5)

Name	Years at Arkansas	Club
D.J. Baxendale	2010-12	Rochester (MIN)
Mike Bolsinger	2008-10	Buffalo (TOR)
Matt Reynolds	2010-12	Las Vegas (NYM)
Ryne Stanek	2011-13	Durham (TB)
Andy Wilkins	2008-10	Colorado Springs (MIL)

AA (5)

Name	Years at Arkansas	Club
Brian Anderson	2012-14	Jacksonville (MIA)
Barrett Astin	2011-13	Pensacola (CIN)
Jalen Beeks	2013-14	Portland (BOS)
Dominic Ficociello	2011-13	Erie (DET)
Nolan Sanburn	2011-12	Birmingham (CWS)

A-Advanced (1)

Name	Years at Arkansas	Club
Jacob Morris	2011-13	Winston-Salem (CWS)

A (4)

Name	Years at Arkansas	Club
Trey Killian	2013-15	Asheville (COL)
Jackson Lowery	2014-15	Lansing (TOR)
Tyler Spoon	2013-15	Greenville (BOS)
Bobby Wernes	2014-15	Quad City (HOU)

A-Short (3)

Name	Years at Arkansas	Club
Clark Eagan	2014-16	West Virginia (PIT)
Zach Jackson	2014-16	Vancouver (TOR)
James Teague	2014-16	Aberdeen (BAL)

Rookie (3)

Name	Years at Arkansas	Club
Michael Bernal	2014-16	AZL Giants (SF)
Tucker Pennell	2015-16	AZL Padres (SD)
Doug Willey	2016	Orem (LAA)

ACES WILD - Friday's game one matchup with the Bulldogs is set to be one that will showcase two of the best arms in the country. Bryant's James Karinchak, an All-American from a year ago will take the mound against Blaine Knight for Arkansas. Both pitchers won their Opening Day starts a week ago and both totaled five or more strikeouts in their outing.

OPENING WEEKEND RECORD - Arkansas fans came out to Baum Stadium in droves for the Hogs' first series of the 2017 season. More than 9,000 fans attended each game of the series against Miami (Ohio), with 10,891 in the stands for Saturday's game two. Over all three games combined, 29,354 fans watched Arkansas sweep the RedHawks, which was a new opening series record.

OPENING DAY SHUTOUT - Not since 2011 have the Razorbacks shutout an opponent on Opening Day. After beating Miami (Ohio) last Friday, 7-0, the Hogs not only shutout their opponent on the season's first day, but it was the third Opening Day shutout under Dave Van Horn. The Hog pitching staff went on to only give up two runs over the next two games, making the opening weekend the best outing by a Hog pitching staff since 2011, when it gave up two runs over three games to Delaware State.

CANNON BEHIND THE PLATE - Sophomore catcher Grant Koch will provide one of the stronger bats in Arkansas' lineup this year, but his defense returns as one of the best in the SEC. Last year, Koch threw out 11 would be base stealers, which were the most among all freshman catchers. That total is the sixth-highest among returning catchers in the SEC.

NICE TO SEE YOU AGAIN - This weekend's series will mark the third time Bryant and Arkansas have faced off, first in the regular-season. The Hogs faced Bryant twice in the Manhattan Regional of the NCAA Tournament in 2013. Bryant won the first game 4-1, but Arkansas came back to win the

elimination game two days later, 12-3, on the back of a 3-for-3 day from Joe Serrano.

BONAFIDE BONFIELD - Prior to the season, outfielder Luke Bonfield was named to the preseason All-SEC second team by the league coaches. The New Jersey native is coming off his best season as a Razorback in 2016 and had one of the best bats in the league as he notched 14 multi-hit games and tied for the team high with nine multi-RBI games.

JOHNSON RETURNS TO HOME STATE - 2017 will mark the first season with the Razorbacks for new pitching coach Wes Johnson. A Sherwood, Arkansas native, Johnson takes over for long time pitching coach Dave Jorn, who stepped down last summer. Johnson spent one season at Mississippi State and four seasons at Dallas Baptist before arriving at Arkansas. Last season, with the Bulldogs, Johnson developed a pitching staff that improved its ERA by more than a full run and won 44 games, its most since 1997.

EARLY RECOGNITION - Seven Razorbacks have earned some early love by one of the top college baseball publications in the nation. D1Baseball.com listed what it thought were the best players in the nation at each position and seven Hogs earned one of those coveted spots. Carson Shaddy leads with the highest ranking at No. 13 in the second baseman's list.

Pitchers

No. 70 Blaine Knight
No. 104 Isaiah Campbell
No. 111 Trevor Stephan

Second Base

No. 13 Carson Shaddy

Outfield

No. 45 Luke Bonfield
No. 98 Dominic Fletcher
No. 144 Chad Spanberger

2017 SEC STANDINGS

		Conference				Overall			Last 10	Streak
		W	L	Win%	GB	W	L	Win%		
WESTERN	Ole Miss	0	0	0.000	--	4	0	1.000	3-0	W4
	Texas A&M	0	0	0.000	--	4	0	1.000	4-0	W4
	Arkansas	0	0	0.000	--	3	0	1.000	3-0	W3
	Auburn	0	0	0.000	--	3	1	.750	3-1	W1
	LSU	0	0	0.000	--	3	1	.750	3-1	L1
	Alabama	0	0	0.000	--	2	1	.667	2-1	L1
	Mississippi State	0	0	0.000	--	3	2	.600	3-2	L1
EASTERN	Florida	0	0	0.000	--	3	1	.750	3-1	L1
	Missouri	0	0	0.000	--	3	1	.750	3-1	W3
	South Carolina	0	0	0.000	--	3	1	.750	3-1	W1
	Tennessee	0	0	0.000	--	2	1	.667	2-1	W1
	Vanderbilt	0	0	0.000	--	2	1	.667	2-1	W2
	Georgia	0	0	0.000	--	1	3	.250	1-3	L1
	Kentucky	0	0	0.000	--	0	3	.000	0-3	L3

Baseball America

Week 1 (Feb. 20)

1. TCU	3-0
2. Florida State	2-1
3. Florida	3-0
4. LSU	3-0
5. South Carolina	2-1
6. Louisville	3-0
7. Cal State Fullerton	2-1
8. Oregon State	3-0
9. Vanderbilt	2-1
10. Washington	2-1
11. East Carolina	0-3
12. NC State	2-1
13. Virginia	3-0
14. North Carolina	3-0
15. Clemson	1-2
16. UL-Lafayette	1-1
17. Georgia Tech	3-0
18. Coastal Carolina	1-2
19. Arizona	3-0
20. Oklahoma State	1-1
21. Texas Tech	3-1
22. Ole Miss	3-0
23. Stanford	1-2
24. UC Santa Barbara	1-2
25. Wright State	2-1

D1Baseball.com

Week 1 (Feb. 20)

1. TCU	3-0
2. Florida	3-0
3. Florida State	2-1
4. South Carolina	2-1
5. LSU	3-0
6. NC State	2-1
7. Vanderbilt	2-1
8. Oregon State	3-0
9. North Carolina	3-0
10. Louisville	3-0
11. Texas Tech	3-1
12. Cal State Fullerton	2-1
13. UL-Lafayette	1-1
14. Virginia	3-0
15. Arizona	3-0
16. Texas A&M	3-0
17. Ole Miss	3-0
18. East Carolina	0-3
19. Coastal Carolina	1-2
20. Stanford	1-2
21. Miami (Fla.)	2-1
22. Clemson	1-2
23. Rice	2-2
24. UNC Wilmington	3-0
25. Houston	3-0

Perfect Game

Week 1 (Feb. 20)

1. TCU	3-0
2. LSU	3-0
3. Florida	3-0
4. Florida State	2-1
5. South Carolina	2-1
6. Louisville	3-0
7. Oregon State	3-0
8. Ole Miss	3-0
9. Vanderbilt	2-1
10. North Carolina	3-0
11. Oklahoma State	1-1
12. Cal State Fullerton	2-1
13. UL-Lafayette	1-1
14. NC State	2-1
15. East Carolina	0-3
16. Texas	2-2
17. Washington	2-1
18. Stanford	1-2
19. Houston	3-0
20. Clemson	1-2
21. Rice	2-2
22. Arizona	3-0
23. Texas A&M	3-0
24. Virginia	3-0
25. Maryland	1-2

USA Today/ESPN

Preseason

1. TCU (24)	49-18
2. Florida (4)	52-16
3. LSU (2)	45-21
4. South Carolina	46-18
5. Florida State	41-22
6. Vanderbilt	43-19
7. Oregon State	35-19
8. Louisville	50-14
9. Coastal Carolina (1)	55-18
10. East Carolina	38-23-1
11. Cal State Fullerton	36-23
12. Clemson	44-20
13. North Carolina	34-21
14. NC State	38-22
15. Arizona	49-24
16. UL-Lafayette	43-21
17. Miami (Fla.)	50-14
18. Virginia	38-22
19. Texas Tech	47-20
20. Texas A&M	49-16
21. Stanford	31-23
22. Oklahoma State	43-22
23. UC Santa Barbara	43-20-1
24. Ole Miss	43-19
25. Rice	38-24

Collegiate Baseball

Week 1 (Feb. 20)

1. TCU	3-0
2. LSU	3-0
3. Florida	3-0
4. South Carolina	2-1
5. Oregon State	3-0
6. Vanderbilt	2-1
7. Arizona	3-0
8. Miami (Fla.)	2-1
9. Florida State	2-1
10. Cal State Fullerton	2-1
11. Louisville	3-0
12. North Carolina	3-0
13. Virginia	3-0
14. Ole Miss	3-0
15. Texas A&M	3-0
16. UL-Lafayette	1-1
17. Washington	2-1
18. Sam Houston State	2-1
19. Arizona State	3-0
20. Texas Tech	3-1
21. Long Beach State	1-2
22. Clemson	1-2
23. Dallas Baptist	2-1
24. Rice	2-2
25. Texas	2-2

NCBWA

Preseason

1. TCU	3-0
2. Florida	3-0
3. LSU	3-0
4. Florida State	2-1
5. Oregon State	4-0
6. South Carolina	2-1
7. Vanderbilt	2-1
8. Louisville	3-0
9. North Carolina	3-0
10. NC State	2-1
11. Cal State Fullerton	2-1
12. Arizona	4-0
13. Virginia	3-0
14. Alabama	2-1
15. Texas A&M	3-0
16. UL-Lafayette	1-1
17. Miami (Fla.)	2-1
18. Texas Tech	3-1
19. Coastal Carolina	1-3
20. Clemson	1-2
21. Ole Miss	3-0
22. Stanford	1-2
23. UNC Wilmington	3-0
24. Washington	2-1
25. Georgia Tech	3-0

Arkansas Week-By-Week in the Polls

	BA	D1	PG	USA TODAY	CB	NCBWA
Preseason	NR	NR	NR	NR	NR	NR
Week 1	NR	NR	NR	NR	NR	NR
Week 2	--	--	--	--	--	--
Week 3	--	--	--	--	--	--
Week 4	--	--	--	--	--	--
Week 5	--	--	--	--	--	--
Week 6	--	--	--	--	--	--
Week 7	--	--	--	--	--	--
Week 8	--	--	--	--	--	--
Week 9	--	--	--	--	--	--
Week 10	--	--	--	--	--	--
Week 11	--	--	--	--	--	--
Week 12	--	--	--	--	--	--
Week 13	--	--	--	--	--	--
Week 14	--	--	--	--	--	--
Week 15	--	--	--	--	--	--
Final	--	--	--	--	--	--

BA - Baseball America

ESPN - USA Today/ESPN

CB - Collegiate Baseball

NCBWA - National Collegiate Baseball Writers Association

PG - Perfect Game

D1 - D1Baseball.com



PERSONAL

Born: Sept. 17, 1960
 Hometown: Kansas City, Mo.
 Alma Mater: Arkansas (1988)
 Masters of Science: East Texas State Univ. (1992)
 Wife: Karen
 Children: Hollan, Mariel
 Named Head Coach at Arkansas: June 21, 2002

PLAYING HISTORY

1982-1984 Atlanta Braves Organization
 1982 MLB Draft: 10th Rd (Braves)
 1982 Arkansas
 1980-1981 McLennan (Texas) CC

COACHING HONORS

2004 SEC Coach of the Year
 2001 Baseball America National Coach of the Year
 2001 BIG 12 Coach of the Year
 2001 ABCA Midwest Region Coach of the Year
 2000 ABCA Midwest Region Coach of the Year
 1997 Southland Coach of the Year
 1995 Southland Coach of the Year
 1994 NCAA Division II Coach of the Year
 1994 ABCA Central Region Coach of the Year

HALL OF FAME

2013 Inducted into Winnetonka HS HOF
 2012 Inducted into Ban Johnson League HOF
 2001 Inducted into Central Missouri State HOF

After finishing his 14th season at the helm of the Arkansas baseball program in 2015-16, head coach Dave Van Horn continues to elevate the Razorbacks to one of the nation's premier teams year in and year out. Over his 14 seasons as head Hog, Van Horn has led Arkansas to four College World Series appearances, 13 NCAA Tournament berths, one Southeastern Conference overall title, three SEC Western Division championships and a total of 550 wins.

The highly decorated coach has both individual and team honors throughout his 27-year coaching resume, beginning at Texarkana (Texas) Community College all the way through the present. Individually, he has been named national coach of the year twice, regional coach of the year twice and conference coach of the year four times. His teams have made six College World Series appearances, won five outright conference championships, a Division II National Championship and made 17 appearances in the NCAA Tournament. Van Horn is one of only 11 coaches in NCAA history to lead two programs to the College World Series.

Since joining the Razorbacks as head coach, Van Horn has led his teams to an SEC Championship, three SEC Western Division titles, 14 NCAA Tournament berths and four College World Series appearances. His players have earned 17 All-America honors, 24 All-SEC nods, 104 SEC Academic Honor Roll spots and 11 Capital One Academic All-District accolades. Not resting on his laurels, Van Horn has kept his competitive juices flowing as he seeks to bring a national championship to his alma mater.

With Van Horn's success over the years, fans have also flocked to Baum Stadium and last year was no different. In 2016, Arkansas finished fourth in the nation in average attendance (7,815) and fifth in total attendance (265,718). It's the fourth straight year that Arkansas has finished in the top-five nationally in attendance, while boasting one of the best stadiums in college baseball.

DVH AGAINST 2017 OPPONENTS				
	W/L	Home	Away	Neutral
Alabama	25-22	14-7	9-12	2-3
Alcorn State	1-0	1-0	--	--
Arizona	0-1	--	--	0-1
Auburn	24-18	12-9	12-9	--
Bryant	1-1	--	--	1-1
Georgia	17-13	9-6	8-6	0-1
Grambling State	5-0	5-0	--	--
Grand Canyon	--	--	--	--
Kansas State	12-7	7-0	4-7	1-0
Louisiana Monroe	1-0	--	--	1-0
Louisiana State (LSU)	16-34	8-13	7-14	1-7
Louisiana Tech	14-3	6-1	5-2	3-0
Memphis	5-1	--	3-0	2-1
Miami (Ohio)	4-0	3-0	--	1-0
Mississippi State	21-23	10-11	10-11	1-1
Missouri	7-2	4-2	3-0	0-0
Missouri State	15-7	9-5	6-2	--
Nebraska	3-5	2-2	1-3	--
New Orleans	2-0	2-0	--	--
Oklahoma State	5-4	2-3	2-1	1-0
Ole Miss	20-30	8-13	8-13	4-4
Rhode Island	--	--	--	--
Tennessee	20-12	9-5	9-6	2-1
Texas A&M	9-8	5-4	3-4	1-0
Texas Tech	2-0	--	--	2-0
Vanderbilt	14-19	10-7	6-8	0-4

VAN HORN'S CAREER NUMBERS

Year	School	Record	Pct.	Conf.	Place	Tourn.	NCAA
1989	Texarkana CC	39-18	.684	NA	NA	NA	--
1990	Texarkana CC	44-14	.759	NA	NA	NA	--
1991	Texarkana CC	45-12	.789	NA	NA	NA	--
1992	Texarkana CC	48-10	.827	NA	1st	NA	--
1993	Texarkana CC	38-18	.678	NA	NA	NA	--
	<i>Totals</i>	<i>214-72</i>	<i>.748</i>	--	--	--	--
1994	Central Missouri State	51-11	.823	15-1	1st (Div.)	1st (4-1)	NCAA DII Champs
	<i>Totals</i>	<i>51-11</i>	<i>.823</i>	<i>15-1</i>	--	<i>1 (4-1)</i>	--
1995	Northwestern State	37-15	.711	19-5	1st	DNP (0-2)	--
1996	Northwestern State	34-27	.557	14-16	2nd (Div.)	2nd (3-2)	--
1997	Northwestern State	35-23	.603	19-9	1st	DNP (0-2)	--
	<i>Totals</i>	<i>106-65</i>	<i>.620</i>	<i>52-30</i>	--	<i>3 (3-6)</i>	--
1998	Nebraska	24-20	.545	10-13	7th	DNQ	DNQ
1999	Nebraska	42-18	.700	16-9	5th	1st (4-0)	NCAA (1-2)
2000	Nebraska	51-17	.750	21-9	2nd	1st (5-1)	NCAA (4-2)
2001	Nebraska	50-16	.758	20-8	1st	1st (4-0)	CWS (5-2)
2002	Nebraska	47-21	.691	16-11	2nd	2nd (3-1)	CWS (5-3)
	<i>Totals</i>	<i>214-92</i>	<i>.699</i>	<i>67-39</i>	--	<i>4 (16-2)</i>	<i>4 (15-9)</i>
2003	Arkansas	35-22	.612	14-16	6th West	T-7th (0-2)	NCAA (1-2)
2004	Arkansas	45-24	.652	19-11	T-1st Overall	4th (2-2)	CWS (6-3)
2005	Arkansas	39-22	.636	13-17	T-5th West	T-7th (0-2)	NCAA (2-2)
2006	Arkansas	39-21	.650	18-12	2nd West	T-7th (0-2)	NCAA (1-2)
2007	Arkansas	43-21	.672	18-12	1st West	2nd (3-1)	NCAA (2-2)
2008	Arkansas	34-24	.586	14-15	4th West	DNQ	NCAA (0-2)
2009	Arkansas	41-24	.631	14-15	4th West	4th (2-2)	CWS (7-2)
2010	Arkansas	43-21	.672	18-12	2nd West	T-7th (0-2)	NCAA (3-3)
2011	Arkansas	40-22	.645	15-15	1st West	T-3rd (2-2)	NCAA (2-2)
2012	Arkansas	46-22	.676	16-14	T-2nd West	T-9th (0-2)	CWS (7-3)
2013	Arkansas	39-22	.639	18-11	2nd West	T-3rd (2-1)	NCAA (2-2)
2014	Arkansas	40-25	.615	16-14	4th West	T-3rd (3-2)	NCAA (2-2)
2015	Arkansas	40-25	.615	17-12	3rd West	T-5th (2-2)	CWS (5-3)
2016	Arkansas	26-29	.473	7-23	7th West	DNQ	DNQ
2017	Arkansas	3-0	1.000	0-0	--	--	--
	<i>Totals</i>	<i>553-324</i>	<i>.631</i>	<i>217-199</i>	--	<i>12 (16-22)</i>	<i>13 (40-30)</i>
<i>Career Totals</i>		<i>1138-564</i>	<i>.669</i>	<i>351-269</i>	--	<i>39-31 (.557)</i>	<i>55-39 (.585)</i>

Numerical Roster

No.	Player	Pos.	B/T	Yr.	Ht.	Wt.	Hometown/Previous School
3	Jared Gates	INF	L/R	Jr	6-0	190	Wichita, Kan. / Wichita Northwest HS / Iowa West. CC
4	Matt Burch	INF	L/R	Fr	5-8	175	Gurnee, Ill. / Warren Township HS
5	Cody Scroggins	RHP	R/R	So	6-0	185	Bentonville, Ark. / Bentonville HS
6	Hunter Wilson	INF	L/R	Jr	5-10	170	Spiro, Okla. / Spiro HS / Stephen F. Austin / Eastern Ok. St. JC
7	Jack Kenley	INF	L/R	Fr	6-0	180	Germantown, Tenn. / Houston HS
8	Eric Cole	OF	S/R	So	5-11	195	Southlake, Texas / Southlake Carroll HS
9	Jax Biggers	INF	L/R	So	5-11	175	Missouri City, Texas / Ridge Point HS / Cisco JC
10	Josh Alberius	RHP	R/R	R-Sr	5-11	180	Little Rock, Ark. / Little Rock Christian Academy
11	Keaton McKinney	RHP	R/R	Jr	6-5	225	Ankeny, Iowa / Centennial HS
12	Alex Ronnebaum	INF	L/R	Fr	6-4	195	Overland Park, Kan. / Blue Valley West HS
13	Jordan McFarland	INF/OF	R/R	Fr	6-3	220	Waterloo, Ill. / Waterloo HS
15	Jake Arledge	OF	R/R	Sr	5-9	180	Huntington Beach, Calif. / Panola JC
16	Blaine Knight	RHP	R/R	So	6-3	165	Bryant, Ark. / Bryant HS
17	Luke Bonfield	OF	R/R	Jr	6-3	215	Skillman, N.J. / IMG Academy
18	Anthony Dahl	RHP	R/R	So	6-4	200	Angleton, Texas / Brazoswood HS
20	Carson Shaddy	3B/C/OF	R/R	R-Jr	5-11	185	Fayetteville, Ark. / Fayetteville HS
21	Kacey Murphy	LHP	L/L	So	6-0	190	Rogers, Ark. / Rogers Heritage HS
24	Chad Spanberger	INF/OF	L/R	Jr	6-3	240	Granite City, Ill. / Granite City HS
25	Dominic Taccolini	RHP	R/R	Sr	6-3	220	Sugar Land, Texas / Kempner HS
27	Evan Lee	LHP/OF	R/L	Fr	6-2	190	Bryant, Ark. / Bryant HS
28	Dominic Fletcher	OF	L/L	Fr	5-9	175	Cypress, Calif. / Cypress HS
29	Angus Denton	RHP	R/R	Fr	5-11	160	Beebe, Ark. / Beebe HS
30	Brenden Heiss	RHP	R/R	Fr	6-1	190	Algonquin, Ill. / Jacobs HS
32	Matt Cronin	LHP	L/L	Fr	6-2	190	Navarre, Fla. / Navarre HS
33	Grant Koch	C	R/R	So	6-0	195	Fayetteville, Ark. / Fayetteville HS
34	Jake Reindl	RHP	R/R	So	6-1	200	Fayetteville Ark. / Shiloh Christian
35	Jacob Kostyshock	RHP	R/R	Fr	6-4	175	O'Fallon, Mo. / Francis Howell HS
36	Cannon Chadwick	RHP	R/R	Sr	6-0	195	Paris, Texas / Paris Junior College
37	Weston Rogers	LHP	L/L	So	6-4	215	Springdale, Ark. / Har-Ber HS
38	Jordan Rodriguez	LHP	L/L	Sr	5-11	190	Houston, Texas / Alvin CC
39	Dylan Thompson	LHP	L/L	Fr	6-3	195	Little Rock, Ark. / Catholic HS
42	Jaxon Williams	INF	R/R	Fr	5-8	165	Rosenberg, Texas / B.F. Terry HS
43	Sammy Blair	OF	R/R	Fr	5-9	175	Navasota, Texas / Navasota HS
44	Alex Gosser	C	L/R	Sr	6-0	215	North Little Rock, Ark. / North Little Rock HS
45	Kevin Kopps	RHP	R/R	R-Fr	6-0	195	Sugar Land, Texas / George Ranch HS
46	Barrett Loseke	RHP	R/R	So	6-0	180	Tulsa, Okla. / Jenks HS
48	Trevor Stephan	RHP	R/R	Jr	6-5	225	Magnolia, Texas / Magnolia West HS / Hill College
49	Harrison Heffley	LHP	L/L	Fr	6-3	180	Rogers, Ark. / Rogers HS
50	Ben Bailey	C	L/R	Fr	5-10	180	North Little Rock, Ark. / North Little Rock HS
51	Lucas Krull	LHP	L/L	Fr	6-7	242	Shawnee, Kan. / Mill Valley HS
52	Jackson Rutledge	LHP	L/L	Fr	6-4	180	Benton, La. / Benton HS
53	Noah Miller	RHP	R/R	Fr	6-4	180	Van Buren, Ark. / Van Buren HS
54	Zack Plunkett	RHP/C	R/R	Jr	6-2	205	Hurst, Texas / TCU / L.D. Bell HS
55	Isaiah Campbell	RHP	R/R	So	6-4	220	Olathe, Kan. / Olathe South HS

Coaches and Support Staff

Head Coach:	2 Dave Van Horn, 15th Season (Arkansas, 1988)
Assistant Coach:	22 Tony Vitello, 4th Season (Missouri, 2002)
Assistant Coach:	40 Wes Johnson 1st Season (Arkansas-Monticello 1994)
Volunteer Assistant Coach:	14 Josh Elander, 1st Season (TCU, 2016)
Student Asst. Coaches:	1 Rick Nomura, 1st Season; 41 Cullen Gassaway, 1st Season
Director of Operations:	Clay Goodwin, 10th Season (Arkansas, 2005)
Athletic Trainer:	Corey Wood (East Carolina, 2008)
Strength & Conditioning	Mike Strouhal (University of Saint Mary, 2003)
Managers:	Michael McCann, Hayden Sutton, Zach Barr, Cale Petrie

Pronunciation Guide

Josh Alberius	al-BEER-ee-us	Carson Shaddy	shad-EE
Grant Koch	Cook	Trevor Stephan	STEF-fan
Brenden Heiss	HIGH-sss	Dominic Taccolini	Dom-i-nick Tac-O-Lee-nee
Jacob Kostyshock	COST-ee-shock	Josh Elander	EE-Lander
Barrett Loseke	LOW-ski	Tony Vitello	VIE-tell-oh
Rick Nomura	NO-mura		
Jake Reindl	RINE-dull		
Alex Ronnebaum	Ronnie-Baum		



Arkansas Baseball Overall Statistics for Arkansas (as of Feb 21, 2017) (All games Sorted by Batting avg)



Record: 3-0 Home: 3-0 Away: 0-0 SEC: 0-0

Player	avg	gp-gs	ab	r	h	2b	3b	hr	rbi	tb	slg%	bb	hp	so	gdp	ob%	sf	sh	sb-att	po	a	e	fld%
8 Eric Cole	.455	3-3	11	5	5	0	0	1	3	8	.727	3	0	0	0	.571	0	0	0-0	2	0	0	1.000
28 Dominic Fletcher	.333	3-3	12	2	4	0	0	1	3	7	.583	1	0	2	0	.385	0	0	0-0	7	1	0	1.000
33 Grant Koch	.333	3-3	12	2	4	1	0	1	5	8	.667	1	0	0	0	.385	0	0	0-0	31	2	0	1.000
24 Chad Spanberger	.333	3-3	12	4	4	0	0	1	2	7	.583	1	0	4	0	.385	0	0	0-0	16	1	0	1.000
17 Luke Bonfield	.308	3-3	13	3	4	1	0	0	4	5	.385	1	0	0	0	.357	0	0	0-0	1	0	0	1.000
9 Jax Biggers	.300	3-3	10	2	3	0	0	0	0	3	.300	4	0	1	0	.500	0	0	0-0	0	7	0	1.000
20 Carson Shaddy	.273	3-3	11	2	3	0	0	0	1	3	.273	1	1	4	0	.385	0	0	1-1	8	2	1	.909

42 Jaxon Williams	1.000	2-0	1	0	1	1	0	0	3	2	2.000	0	0	0	0	1.000	0	0	0-0	0	2	0	1.000
4 Matt Burch	.200	1-1	5	0	1	1	0	0	0	2	.400	0	0	1	0	.200	0	0	0-0	0	0	0	.000
6 Hunter Wilson	.167	3-2	6	0	1	0	0	0	1	1	.167	0	1	0	0	.286	0	0	0-0	1	4	0	1.000
15 Jake Arledge	.143	3-2	7	2	1	0	0	0	1	1	.143	0	1	3	0	.250	0	1	0-1	7	0	0	1.000
13 Jordan McFarland	.000	1-1	4	0	0	0	0	0	0	0	.000	0	0	2	0	.000	0	0	0-0	6	0	0	1.000
27 Evan Lee	.000	1-0	0	1	0	0	0	0	0	0	.000	1	0	0	0	1.000	0	0	0-0	1	0	0	1.000
7 Jack Kenley	.000	1-0	0	0	0	0	0	0	0	0	.000	1	0	0	0	1.000	0	0	0-0	0	0	0	.000
Totals	.298	3	104	23	31	4	0	4	23	47	.452	14	3	17	0	.397	0	1	1-2	81	22	2	.981
Opponents	.149	3	94	2	14	1	0	1	2	18	.191	6	0	36	1	.200	0	1	2-3	72	23	2	.979

LOB - Team (27), Opp (18). DPs turned - Team (1).

(All games Sorted by Earned run avg)

Player	era	w-l	app	gs	cg	sho	sv	ip	h	r	er	bb	so	2b	3b	hr	b/avg	wp	hp	bks	sfa	sha
16 Blaine Knight	0.00	1-0	1	1	0	0/1	0	4.0	3	0	0	0	5	0	0	0	.188	0	0	0	0	0
10 Josh Alberius	0.00	0-0	1	0	0	0/0	0	3.2	2	0	0	1	5	1	0	0	.182	0	0	0	0	0
25 Dominic Taccolini	0.00	0-0	1	0	0	0/0	0	3.0	0	0	0	1	4	0	0	0	.000	0	0	0	0	0
34 Jake Reindl	0.00	0-0	1	0	0	0/1	0	3.0	2	0	0	0	3	0	0	0	.182	0	0	0	0	0
48 Trevor Stephan	2.25	1-0	1	1	0	0/0	0	4.0	3	1	1	0	5	0	0	1	.214	0	0	0	0	1
45 Kevin Kopps	2.70	1-0	1	1	0	0/0	0	3.1	2	1	1	2	5	0	0	0	.167	0	0	0	0	0

36 Cannon Chadwick	0.00	0-0	1	0	0	0/1	0	2.0	1	0	0	0	4	0	0	0	.143	0	0	0	0	0
37 Weston Rogers	0.00	0-0	1	0	0	0/0	0	1.0	0	0	0	0	1	0	0	0	.000	0	0	0	0	0
21 Kacey Murphy	0.00	0-0	1	0	0	0/0	0	1.0	0	0	0	0	1	0	0	0	.000	0	0	0	0	0
5 Cody Scroggins	0.00	0-0	1	0	0	0/0	0	1.0	1	0	0	0	1	0	0	0	.200	0	0	0	0	0
46 Barrett Loseke	0.00	0-0	1	0	0	0/0	0	1.0	0	0	0	2	2	0	0	0	.000	0	0	0	0	0
Totals	0.67	3-0	3	3	0	1/1	0	27.0	14	2	2	6	36	1	0	1	.149	0	0	0	0	1
Opponents	8.25	0-3	3	3	0	0/0	0	24.0	31	23	22	14	17	4	0	4	.298	3	3	1	0	1

SBA/ATT - C. Shaddy (1-1), J. Alberius (0-1), G. Koch (1-1), T. Stephan (1-1), B. Loseke (1-1).





Arkansas Baseball Miscellaneous Stats for Arkansas (as of Feb 21, 2017) (All games)



Starting Lineup By Position (Team W-L record when starter)

PITCHER:		
48 Trevor Stephan	1	(1-0)
16 Blaine Knight	1	(1-0)
45 Kevin Kopps	1	(1-0)
CATCHER:		
33 Grant Koch	3	(3-0)
FIRST BASE:		
24 Chad Spanberger	2	(2-0)
13 Jordan McFarland	1	(1-0)
SECOND BASE:		
20 Carson Shaddy	3	(3-0)
THIRD BASE:		
6 Hunter Wilson	2	(2-0)
24 Chad Spanberger	1	(1-0)
SHORTSTOP:		
9 Jax Biggers	3	(3-0)
LEFT FIELD:		
17 Luke Bonfield	2	(2-0)
15 Jake Arledge	1	(1-0)
CENTER FIELD:		
28 Dominic Fletcher	3	(3-0)
RIGHT FIELD:		
8 Eric Cole	2	(2-0)
15 Jake Arledge	1	(1-0)
DESIGNATED HITTER:		
8 Eric Cole	1	(1-0)
4 Matt Burch	1	(1-0)
17 Luke Bonfield	1	(1-0)

Starting Lineup By Lineup Spot (Team W-L record when starter)

LEADOFF:		
8 Eric Cole	2	(2-0)
15 Jake Arledge	1	(1-0)
2ND SPOT:		
9 Jax Biggers	2	(2-0)
8 Eric Cole	1	(1-0)
3RD SPOT:		
17 Luke Bonfield	3	(3-0)
CLEANUP:		
33 Grant Koch	3	(3-0)
5TH SPOT:		
28 Dominic Fletcher	3	(3-0)
6TH SPOT:		
20 Carson Shaddy	3	(3-0)
7TH SPOT:		
24 Chad Spanberger	2	(2-0)
13 Jordan McFarland	1	(1-0)
8TH SPOT:		
15 Jake Arledge	1	(1-0)
4 Matt Burch	1	(1-0)
24 Chad Spanberger	1	(1-0)
9TH SPOT:		
6 Hunter Wilson	2	(2-0)
9 Jax Biggers	1	(1-0)

#16 BLAINE KNIGHT

RHP • 6-3 • 165 • SOPHOMORE
BRYANT, ARKANSAS
BRYANT HS



CAREER HIGHS

Category	High	Opponent (Last)	Date
Innings	5.0	Central Michigan	2/20/16
Longest Start	5.0	Central Michigan	2/20/16
Shortest Start	2.0	2x (at Ok. St.)	3/29/16
Longest Relief	4.1	W. Illinois	3/12/16
Hits	7	E. Illinois	3/5/16
Runs	5	2x (at LSU)	5/7/16
Earned Runs	5	E. Illinois	3/5/16
Walks	2	2x (at LSU)	5/7/16
Strikeouts	8	at LSU	5/7/16

CAREER VS. 2017 OPPONENTS

Team	ERA	W-L	G-GS	IP	H	R	ER	BB-K
Oklahoma St.	12.85	0-0	2-1	2.1	4	3	3	1-1
ULM	0.00	0-0	1-1	3.0	1	0	0	1-3
Miss. St.	2.25	0-0	1-1	4.0	5	2	1	1-1
Missouri	3.00	0-0	1-0	3.1	4	1	1	1-2
Grambling	0.00	0-0	1-0	2.0	3	0	0	0-0
Alabama	4.29	0-0	1-1	4.2	4	2	2	1-4
LSU	0.00	0-0	1-0	3.2	6	5	0	2-8
Ole Miss	0.00	0-0	1-0	4.0	3	0	0	1-6
Texas A&M	4.29	0-1	2-0	2.1	3	2	1	0-1

2016 HIGHLIGHTS

- Made 18 appearances on the mound, good for third-highest on the team.
- Was part of the opening weekend rotation against Central Michigan.
- Compiled a 2.98 ERA, the lowest ERA among Razorback pitchers with 10 or more appearances.
- Had one save in his 11 relief appearances.
- Struck out 46 batters and walked just 14 over his 48.1 innings of work.
- Ranked third on the team in strikeouts.
- Improved in SEC action with a 1.78 ERA over 25.1 innings.
- His ERA was the lowest on team among pitchers with 10 innings or more in SEC play.
- Gave up just five earned runs in nine conference appearances and struck out 25 batters.
- Made first collegiate start vs. Central Michigan (Feb. 20), going 5.0 innings and giving up just two earned runs, while striking out three in his first career win.
- Seven of his final nine appearances came in relief.
- Had stretch of eight-straight games without giving up an earned run.
- During the eight-game stretch, he only allowed one unearned run on 11 hits and struck out 14.
- Had one of the best outings of the year at No. 13 LSU, going 3.2 innings out of the bullpen and striking out a season-high eight batters.
- Picked up only save against No. 18 Oklahoma State, getting final out on three pitches.
- Never allowed more than two walks in an outing.
- Recorded five or more strikeouts vs. Western Illinois (March 12), at No. 14 Ole Miss (April 8), and at No. 13 LSU (May 7).

KNIGHT'S CAREER APPEARANCES

Blaine Knight 2016 Game-By-Game (Freshman)
(18 Appearances, 7 Starts)

Date	Opponent	IP	H	R-ER	BB	K	Result
2/20/16	Central Michigan*	5.0	4	2-2	0	3	W, 1-0
2/27/16	vs. #9 Houston*	2.0	4	1-1	1	3	ND
3/5/16	Eastern Illinois*	3.1	7	5-5	1	4	ND
3/12/16	Western Illinois	4.1	3	0-0	2	5	W, 2-0
3/16/16	Grambling St.	2.0	3	0-0	0	0	ND
3/29/16	at #16 Oklahoma St.*	2.0	4	3-3	1	1	ND
4/2/16	Missouri	3.1	4	1-1	1	2	ND
4/8/16	at #14 Ole Miss	4.0	3	0-0	1	6	ND
4/12/16	ULM*	3.0	1	0-0	1	3	ND
4/16/16	#2 Florida	1.0	2	1-0	1	1	ND
4/19/16	#25 Creighton	1.0	1	0-0	0	2	ND
4/23/16	at #12 Kentucky	2.1	3	0-0	1	2	ND
4/26/16	#18 Oklahoma St.	0.1	0	0-0	0	0	ND
4/30/16	#2 Texas A&M	1.0	1	0-0	0	0	ND
4/30/16	#2 Texas A&M	1.1	2	2-1	0	1	L, 2-1
5/7/16	at #13 LSU	3.2	6	5-0	2	8	ND
5/15/16	Alabama*	4.2	4	2-2	1	4	ND
5/21/16	at #4 Mississippi St.*	4.0	5	2-1	1	1	ND
TOTALS	18 G, 7 GS	48.1	57	24-16	14	46	2-1

Blaine Knight 2017 Game-By-Game (Freshman)
(1 Appearance, 1 Start)

Date	Opponent	IP	H	R-ER	BB	K	Result
2/17/17	Miami (Ohio)*	4.0	3	0-0	0	5	W, 7-0

2017 HIGHLIGHTS

- Named Opening Day starter vs. Miami (Ohio).
- Won his first start of the year for the second straight season after a 4.0 inning, five strikeout performance against the RedHawks.

#48 TREVOR STEPHAN

RHP • 6-5 • 225 • JUNIOR
MAGNOLIA, TEXAS
HILL COLLEGE



STEPHAN'S CAREER APPEARANCES

Trevor Stephan 2017 Game-By-Game (Freshman)
(1 Appearance, 1 Start)

Date	Opponent	IP	H	R-ER	BB	K	Result
2/18/17	Miami (Ohio)*	4.0	3	1-1	0	5	W, 5-1

BIO

HILL COLLEGE

Selected as a NTJCCAC first team All-Conference player ... Went 8-1 with five saves as a sophomore ... Posted a 2.88 earned run average with 88 strikeouts compared to 22 walks in 68.2 innings ... Helped lead Hill to a 39-21 record and a third-place finish at the NJCAA Region V tournament ... Played first base and third base at West High School in Magnolia, Texas.

IN THE DRAFT

2016 - Boston Red Sox, 18th round (538 overall)

PERSONAL

Son of Bill and Ashley Stephan ... Has one brother, Mitch ... Majoring in sport management.

#45 KEVIN KOPPS

RHP • 6-0 • 195 • SOPHOMORE
SUGAR LAND, TEXAS
GEORGE RANCH HS



KOPPS' CAREER APPEARANCES

Kevin Kopps 2017 Game-By-Game (Freshman)
(1 Appearance, 1 Start)

Date	Opponent	IP	H	R-ER	BB	K	Result
2/18/17	Miami (Ohio)*	3.1	2	1-1	2	5	W, 11-1

BIO

AS A FRESHMAN (2016)

Redshirted for the 2016 season ... Named to the 2015-16 SEC First-Year Academic Honor Roll.

GEORGE RANCH HIGH SCHOOL

Played for head coach Greg Kobza ... 23-5A All-District MVP pitcher ... Two-Time All-State honorable mention ... Two-Time All-Greater Houston selection ... In his junior and senior seasons, struck out 172 out of 524 batters faced with a 17-4 overall record ... Batted over .300 in the regular season and playoffs combined ... Graduated with a 4.0 GPA ... Member of the National Honor Society ... Most memorable athletic moment was pitching in the Connie Mack World Series.

PERSONAL

Son of Rick and Michell Kopps ... Has one sister, Ashley ... Ashley plays softball at Sam Houston State ... Chose to attend Arkansas he feels like this is the best place for him to reach his full potential as a player ... Ambition is to impact a lot of people, as well as bring positive change to the hospital he will work in ... Plans to become an orthopedic surgeon after his playing career is over ... Involved with League of Champions, a baseball program in his hometown that mentors children with special needs ... Also enjoys horticulture and Mario Kart ... Majoring in Biology ... Born on March 2, 1997.

2017 HIGHLIGHTS

- Made first collegiate start in Sunday's game three against Miami (Ohio).
- Went 3.1 innings in first appearance, striking out five and only one earned run against the RedHawks.

RECORD RUNDOWN

Overall	3-0
vs. Top-5 Teams	0-0
vs. Top-10 Teams	0-0
vs. Top-25 Teams	0-0
vs. Unranked Teams	3-0
At home	3-0
On the road	0-0
At neutral sites	0-0
In day games	3-0
In night games	0-0
In extra innings	0-0
Vs. teams .500 or better	0-0
Vs. teams .500 or worse	0-0
Vs. left-handed starter	1-0
Vs. right-handed starter	2-0
When starter receives decision	3-0
When reliever receives decision	0-0
When starter goes 5+ innings	0-0
When starter goes less than 5 innings	3-0
When scoring first	3-0
When opponent scores first	0-0
When leading after 6 innings	3-0
When trailing after 6 innings	0-0
When tied after 6 innings	0-0
When leading after 8 innings	3-0
When trailing after 8 innings	0-0
When tied after 8 innings	0-0
In one-run games	0-0
In two-run games	0-0
Series W-L-T	1-0-0
Series sweeps/times swept	1/0
When scoring 0-2 runs	0-0
When scoring 3-5 runs	1-0
When scoring 6-9 runs	2-0
When scoring 10+ runs	0-0
Shutouts vs. times shut out	1/0
When opponent scores 5 runs or less	3-0
When opponent scores 5 runs or more	0-0
When collecting 0-3 hits	0-0
When collecting 4-6 hits	0-0
When collecting 7-9 hits	1-0
When collecting 10-12 hits	1-0
When collecting 13+ hits	1-0
When out-hitting opponent	3-0
When out-hit by opponent	0-0
When hits are equal	0-0
When hitting a home run	2-0
When opponent hits a home run	1-0
When errorless	1-0
When committing one error	2-0
When committing 2+ errors	0-0
When opponent is errorless	1-0
Vs. SEC	0-0
Vs. SEC East	0-0
Vs. SEC West	0-0
Vs. non-conference	3-0
Game 1 of weekend series	1-0
Game 2 of weekend series	1-0
Game 3 of weekend series	1-0
In February	3-0
In March	0-0
In April	0-0
In May	0-0
In June	0-0

MULTIPLE-HIT GAMES

Name	2	3	4	5+	Total
Jake Arledge	-	-	-	-	-
Jax Biggers	-	-	-	-	-
Luke Bonfield	1	-	-	-	1
Eric Cole	2	-	-	-	2
Dominic Fletcher	2	-	-	-	2
Grant Koch	-	1	-	-	1
Jax Biggers	1	-	-	-	1
Carson Shaddy	-	-	-	-	-
Chad Spanberger	1	-	-	-	1

CAREER MULTIPLE-HIT GAMES

Name	2014	2015	2016	2017	Total
Jake Arledge	--	--	5	--	5
Jax Biggers	--	--	--	1	1
Luke Bonfield	--	--	14	1	15
Eric Cole	--	--	8	2	10
Dominic Fletcher	--	--	--	2	2
Grant Koch	--	--	7	1	8
Jordan McFarland	--	--	--	--	--
Carson Shaddy	--	5	21	--	26
Chad Spanberger	--	6	6	1	13

MULTIPLE-RBI GAMES

Name	2	3	4	5+	Total
Jake Arledge	-	-	-	-	-
Jax Biggers	-	-	-	-	-
Luke Bonfield	-	1	-	-	1
Eric Cole	1	-	-	-	1
Dominic Fletcher	1	-	-	-	1
Grant Koch	1	1	-	-	2
Jaxon Williams	-	1	-	-	1
Carson Shaddy	-	-	-	-	-
Chad Spanberger	-	-	-	-	-

HITTING STREAKS

Name	CURRENT	2017	CAREER
Jake Arledge	--	--	5
Jax Biggers	2	2	2
Luke Bonfield	3	3	8
Eric Cole	3	3	4
Dominic Fletcher	--	2	2
Grant Koch	2	2	2
Jordan McFarland	--	--	--
Carson Shaddy	3	3	11
Chad Spanberger	3	3	4

REACHED BASE

Name	CURRENT	2017	CAREER
Jake Arledge	2	2	13
Jax Biggers	3	3	3
Luke Bonfield	3	3	12
Eric Cole	3	3	9
Dominic Fletcher	3	3	3
Grant Koch	3	3	3
Hunter Wilson	2	2	2
Carson Shaddy	3	3	11
Chad Spanberger	3	3	8

HOME RUNS

Career Home Runs	SOLO	2R	3R	GS	Total
Jake Arledge	1	1	-	-	2
Jax Biggers	-	-	-	-	-
Luke Bonfield	2	4	2	-	8
Eric Cole	1	-	-	-	1
Dominic Fletcher	1	-	-	-	1
Grant Koch	1	-	2	-	3
Jordan McFarland	-	-	-	-	-
Carson Shaddy	4	4	-	-	8
Chad Spanberger	5	1	1	-	7

BREAKDOWN

Total	4
At Baum Stadium	4
On The Road	0
At Neutral Site	0
Vs. RHP	4
Vs. LHP	0
w/ 0 Outs	2
w/ 1 Out	2
w/ 2 Outs	0
Solo	3
Two-Run	0
Three-Run	1
Grand Slam	0
Back-To-Back	0
Pinch-Hit	0
Walk-Off	0
Before the 7th Inning	3
7th Inning and Beyond	1
Opponent Total	1
Last HR Given Up	Feb. 19 vs. Miami (Ohio)
Longest Stretch Without HR Allowed	0
Current Streak of No HR Allowed	0

HOME RUN TRACKER

Player	Date	Opp.	On Base-Outs
D. Fletcher	2/17	Miami (Ohio)	0-0
C. Spanberger	2/19	Miami (Ohio)	0-1
E. Cole	2/19	Miami (Ohio)	0-0
G. Koch	2/19	Miami (Ohio)	2-1

STARTERS GAME-BY-GAME

Opponent	W-L	IP	H	R	ER	BB	K
Miami (Ohio)	W	4.0	3	0	0	0	5
Miami (Ohio)	W	4.0	3	1	1	0	5
Miami (Ohio)	W	3.1	2	1	1	2	5
Bryant	--	--	--	--	--	--	--
Bryant	--	--	--	--	--	--	--
Bryant	--	--	--	--	--	--	--
@ La. Tech	--	--	--	--	--	--	--
@ La. Tech	--	--	--	--	--	--	--
vs. Arizona	--	--	--	--	--	--	--
vs. Nebraska	--	--	--	--	--	--	--
vs. Oklahoma St.	--	--	--	--	--	--	--
ULM	--	--	--	--	--	--	--
ULM	--	--	--	--	--	--	--
Rhode Island	--	--	--	--	--	--	--
Rhode Island	--	--	--	--	--	--	--
Rhode Island	--	--	--	--	--	--	--
Alcorn St.	--	--	--	--	--	--	--
Alcorn St.	--	--	--	--	--	--	--
Mississippi St.	--	--	--	--	--	--	--
Mississippi St.	--	--	--	--	--	--	--
Mississippi St.	--	--	--	--	--	--	--
New Orleans	--	--	--	--	--	--	--
@ Missouri	--	--	--	--	--	--	--
@ Missouri	--	--	--	--	--	--	--
@ Missouri	--	--	--	--	--	--	--
Grambling St.	--	--	--	--	--	--	--
@ Alabama	--	--	--	--	--	--	--
@ Alabama	--	--	--	--	--	--	--
@ Alabama	--	--	--	--	--	--	--
Grand Canyon	--	--	--	--	--	--	--
Grand Canyon	--	--	--	--	--	--	--
LSU	--	--	--	--	--	--	--
LSU	--	--	--	--	--	--	--
LSU	--	--	--	--	--	--	--
@ Missouri St.	--	--	--	--	--	--	--
Georgia	--	--	--	--	--	--	--
Georgia	--	--	--	--	--	--	--
Georgia	--	--	--	--	--	--	--
Memphis	--	--	--	--	--	--	--
vs. Memphis	--	--	--	--	--	--	--
@ Auburn	--	--	--	--	--	--	--
@ Auburn	--	--	--	--	--	--	--
@ Auburn	--	--	--	--	--	--	--
vs. Kansas St.	--	--	--	--	--	--	--
Ole Miss	--	--	--	--	--	--	--
Ole Miss	--	--	--	--	--	--	--
Ole Miss	--	--	--	--	--	--	--
@ Tennessee	--	--	--	--	--	--	--
@ Tennessee	--	--	--	--	--	--	--
@ Tennessee	--	--	--	--	--	--	--
Vanderbilt	--	--	--	--	--	--	--
Vanderbilt	--	--	--	--	--	--	--
Vanderbilt	--	--	--	--	--	--	--
@Texas A&M	--	--	--	--	--	--	--
@Texas A&M	--	--	--	--	--	--	--
@Texas A&M	--	--	--	--	--	--	--

BULLPEN GAME-BY-GAME

Opponent	W-L-S	IP	H	R	ER	BB	K
Miami (Ohio)	--	5.0	3	0	0	0	7
Miami (Ohio)	--	5.0	1	0	0	1	6
Miami (Ohio)	--	5.2	2	0	0	3	8
Bryant	--	--	--	--	--	--	--
Bryant	--	--	--	--	--	--	--
Bryant	--	--	--	--	--	--	--
@ La. Tech	--	--	--	--	--	--	--
@ La. Tech	--	--	--	--	--	--	--
vs. Arizona	--	--	--	--	--	--	--
vs. Nebraska	--	--	--	--	--	--	--
vs. Oklahoma St.	--	--	--	--	--	--	--
ULM	--	--	--	--	--	--	--
ULM	--	--	--	--	--	--	--
Rhode Island	--	--	--	--	--	--	--
Rhode Island	--	--	--	--	--	--	--
Rhode Island	--	--	--	--	--	--	--
Alcorn St.	--	--	--	--	--	--	--
Alcorn St.	--	--	--	--	--	--	--
Mississippi St.	--	--	--	--	--	--	--
Mississippi St.	--	--	--	--	--	--	--
Mississippi St.	--	--	--	--	--	--	--
New Orleans	--	--	--	--	--	--	--
@ Missouri	--	--	--	--	--	--	--
@ Missouri	--	--	--	--	--	--	--
@ Missouri	--	--	--	--	--	--	--
Grambling St.	--	--	--	--	--	--	--
@ Alabama	--	--	--	--	--	--	--
@ Alabama	--	--	--	--	--	--	--
@ Alabama	--	--	--	--	--	--	--
Grand Canyon	--	--	--	--	--	--	--
Grand Canyon	--	--	--	--	--	--	--
LSU	--	--	--	--	--	--	--
LSU	--	--	--	--	--	--	--
LSU	--	--	--	--	--	--	--
@ Missouri St.	--	--	--	--	--	--	--
Georgia	--	--	--	--	--	--	--
Georgia	--	--	--	--	--	--	--
Georgia	--	--	--	--	--	--	--
Memphis	--	--	--	--	--	--	--
vs. Memphis	--	--	--	--	--	--	--
@ Auburn	--	--	--	--	--	--	--
@ Auburn	--	--	--	--	--	--	--
@ Auburn	--	--	--	--	--	--	--
vs. Kansas St.	--	--	--	--	--	--	--
Ole Miss	--	--	--	--	--	--	--
Ole Miss	--	--	--	--	--	--	--
Ole Miss	--	--	--	--	--	--	--
@ Tennessee	--	--	--	--	--	--	--
@ Tennessee	--	--	--	--	--	--	--
@ Tennessee	--	--	--	--	--	--	--
Vanderbilt	--	--	--	--	--	--	--
Vanderbilt	--	--	--	--	--	--	--
Vanderbilt	--	--	--	--	--	--	--
@Texas A&M	--	--	--	--	--	--	--
@Texas A&M	--	--	--	--	--	--	--
@Texas A&M	--	--	--	--	--	--	--

RECORD PER STARTER

Pitcher (Total Starts)	Record
Blaine Knight (1)	1-0
Trevor Stephan (1)	1-0
Kevin Kopps (1)	1-0

QUALITY STARTS

Pitcher (Total Starts)	QS	Record
------------------------	----	--------

RUN SUPPORT

Pitcher (Total Starts)	Runs	Per Start
Blaine Knight (1)	7	7.0
Trevor Stephan (1)	5	5.0
Kevin Kopps (1)	11	11.0

Game-By-Game Batting Order

2017 RECORD: 3-0 • HOME: 3-0 • AWAY: 0-0 • NEUTRAL: 0-0 • SEC: 0-0

Date	Opposing team	1	2	3	4	5	6	7	8	9
Feb. 17, 2017	MIAMI (OHIO)	Cole	Biggers	Bonfield	Koch	Fletcher	Shaddy	Spanberger	Arledge	Wilson
Feb. 18, 2017	MIAMI (OHIO)	Arledge	Cole	Bonfield	Koch	Fletcher	Shaddy	McFarland	Spanberger	Biggers
Feb. 19, 2017	MIAMI (OHIO)	Cole	Biggers	Bonfield	Koch	Fletcher	Shaddy	Spanberger	Burch	Wilson

Defensive Starting Lineups

2017 RECORD: 3-0 • HOME: 3-0 • AWAY: 0-0 • NEUTRAL: 0-0 • SEC: 0-0

Date	Opposing team	C	1B	2B	3B	SS	LF	CF	RF	DH
Feb. 17, 2017	MIAMI (OHIO)	Koch	Spanberger	Shaddy	Wilson	Biggers	Bonfield	Fletcher	Arledge	Cole
Feb. 18, 2017	MIAMI (OHIO)	Koch	McFarland	Shaddy	Spanberger	Biggers	Arledge	Fletcher	Cole	Bonfield
Feb. 19, 2017	MIAMI (OHIO)	Koch	Spanberger	Shaddy	Wilson	Biggers	Bonfield	Fletcher	Cole	Burch

THE LAST TIME AN ARKANSAS PLAYER...

4 Hits in a game.....	Tucker Pennell at No. 13 LSU, May 7, 2016
5 Hits in a game.....	Andy Wilkins at No. 9 Oklahoma (Norman Regional), May 31, 2009
6 Hits in a game.....	Jeremy Jackson vs. Northeastern (Okla.), April 16, 1997
2 Hits in an inning.....	Tyler Spoon and Brian Anderson, at No. 6 South Carolina, March 22, 2013
2 Doubles in a game.....	Grant Koch vs. Alabama, May 13, 2016
3 Doubles in a game.....	Joe Serrano vs. South Alabama, February 28, 2014
4 Doubles in a game.....	Rodney Nye vs. La. Tech, March 31, 1998
2 Triples in a game.....	Bobby Wernes vs. North Dakota, Feb. 14, 2015
Led off a game with a HR.....	Tim Carver vs. Oral Roberts, April 24, 2012
2 Home runs in a game.....	Michael Bernal vs. Auburn, March 26, 2016
3 Home runs in a game.....	Brett Eibner vs. Grambling State, June 4, 2010
Grand Slam.....	Rick Nomura vs. Gonzaga, March 9, 2016
HR in consecutive AB.....	Michael Bernal vs. Auburn, March 26, 2016
HR in 4 straight games.....	Aaron Murphree vs. OSU, So. Dakota St. & Siena, March 2-8, 2008
HR in 5 straight games.....	Aaron Murphree vs. OSU, So. Dakota St. & Siena, March 2-8, 2008
HR in 6 straight games.....	Aaron Murphree vs. OSU, So. Dakota St. & Siena, March 2-9, 2008
Pinch-hit home run.....	Chad Spanberger vs. Eastern Illinois, March 5, 2016
Inside the park home run.....	Eric Cole vs. Miami (Ohio), February 19, 2017
Back-to-Back Home Runs.....	Joe Serrano and Andrew Benintendi at Auburn, April 3, 2015
4 Runs in a game.....	Rick Nomura vs. Grambling State, March 15, 2016
5 Runs in a game.....	Andrew Benintendi vs Mississippi Valley State, April 8, 2015
6 Runs in a game.....	Jeremy Jackson vs. Northeastern (Okla.), April 16, 1997
4 RBI in a game.....	Clark Eagan vs Alabama, May 14, 2016
5 RBI in a game.....	Rick Nomura vs. Gonzaga, March 9, 2016
6 RBI in a game.....	Carson Shaddy vs. Grambling State, March 15, 2016
7 RBI in a game.....	Brett Eibner vs. Grambling State (Fayetteville Regional), June 4, 2010
8 RBI in a game.....	Rodney Nye vs. ORU, April 14, 1999
9 RBI in a game.....	Ryan Lundquist vs. Central Missouri St., March 4, 1997
2 Stolen bases in a game.....	Carson Shaddy at #14 Ole Miss, April 8, 2016
3 Stolen bases in a game.....	Andrew Benintendi vs Stephen F. Austin, April 15, 2015
4 Stolen bases in a game.....	Logan Forsythe vs. Ole Miss, May 19, 2007
Stole home.....	Bobby Wernes vs. Ole Miss, March 28, 2015
2 Errors in a game.....	Cody Scroggins at No. 13 LSU, May 7, 2016
3 Errors in a game.....	Bobby Wernes, at LSU, April 12, 2014
4 Errors in a game.....	Chris Shaddy vs. TCU, April 27, 1980
9-Inning no-hitter.....	Scott Roehl vs. Kansas St., March 20, 2001
9-Inning combined no-hitter.....	Nick Schmidt (6.0), Brian McLelland (1.0) & Devin Collis (2.0) vs. Oklahoma State, February 12, 2006
1-Hitter.....	Brett Eibner (9.0) at No. 1 Georgia, April 19, 2009
1-Hitter combined.....	Colin Poché (5.0 IP, 1H), Cade Lynch (2.0 IP, 0 H), vs. New Orleans, February 19, 2013
2-Hitter.....	Keaton McKinney at Alabama, May 2, 2015
2-Hitter combined.....	Loseke (4.0 IP, 1 H), Murphy (1.2 IP, 0 H), Alberius (1.2 IP, 0 H), Harris (0.2 IP, 0 H), Willey (0.2 IP, 1 H), Rodriguez (0.1 IP, 0 H) vs. Western Illinois, March 13, 2016
3-Hitter.....	Ryne Stanek (9.0 IP), at No. 6 South Carolina, March 23, 2013
3-Hitter combined.....	Keaton McKinney and Dominic Taccolini vs Tennessee, May 10, 2015
Complete game.....	Dominic Taccolini at #12 Kentucky, April 22, 2016
Complete-game shutout.....	Dominic Taccolini at #12 Kentucky, April 22, 2016
10-inning or more start.....	Dominic Taccolini at #12 Kentucky (10 innings), April 22, 2016
Had 10 strikeouts.....	Dominic Taccolini at #12 Kentucky, April 22, 2016
Had 11 strikeouts.....	Mike Bolsinger at No. 11 Ole Miss, May 9, 2010
Had 12 strikeouts.....	Drew Smyly vs. No. 9 Oklahoma (Norman Regional), May 31, 2009
Had 13 strikeouts.....	Nick Schmidt vs. Georgia, March 24, 2006
Had 14 strikeouts.....	David Walling vs. South Carolina, May 16, 1999
Had 15 strikeouts.....	Nick Schmidt vs. Auburn, May 18, 2006
Had 16 strikeouts.....	David Walling vs. Eastern Illinois, Feb. 20, 1998
Had 17 strikeouts.....	Jess Todd vs. South Carolina (SEC Tournament), May 24, 2007

THE LAST TIME AN ARKANSAS TEAM...

Scored 10 runs.....	vs. Gonzaga, March 9, 2016
Scored 11 runs.....	vs. Miami (Ohio), February 19, 2017
Scored 12 runs.....	vs. Memphis, April 6, 2016
Scored 13 runs.....	vs. Loyola Marymount, March 7, 2015
Scored 14 runs.....	vs. Auburn, March 26, 2016
Scored 15 runs.....	vs. Western Illinois, March 12, 2016
Scored 16 runs.....	at Missouri State, April 18, 2007
Scored 17 runs.....	vs. Villanova, February 19, 2012
Scored 18 runs.....	vs. Missouri State, June 5, 2015
Scored 19 runs.....	vs. Grambling State (Fayetteville Regional), June 4, 2010
Scored 20 runs.....	vs. Mississippi Valley State, Feb. 24, 2016
Scored 21 runs.....	vs. Mississippi Valley State, Feb. 23, 2016
Scored 22 runs.....	vs. Louisiana Tech, Feb. 14, 2004
Scored 23 runs.....	Never
Scored 24 runs.....	Missouri Southern, Feb. 11, 1998
Scored 25 runs.....	Missouri Southern, Feb. 4, 2001
Scored 26 runs.....	vs. Iowa (in Arlington, Texas), Feb. 14, 1997
Scored 27 runs.....	Never
Scored 28 runs.....	vs. Wisconsin-Milwaukee (2), Feb. 18, 2007
Scored 29 runs.....	Morningside, April 6, 1968
Scored 30 runs.....	at South Carolina, March 30, 1997
Scored 31-32 runs.....	32 vs. Saint Louis, April 7, 2010
Scored 33 + runs.....	33 vs. Southwest Baptist, March 21, 1984
Had 14 hits.....	vs. Auburn, March 26, 2016
Had 15 hits.....	at No. 13 LSU, May 7, 2016
Had 16 hits.....	vs. North Dakota, Feb. 14, 2015
Had 17 hits.....	vs. Memphis, April 6, 2016
Had 18 hits.....	vs. Missouri State, June 5, 2015
Had 19 hits.....	vs. Mississippi Valley State, Feb. 23, 2016
Had 20 hits.....	at Mississippi State, April 11, 2010
Had 21 hits.....	Kentucky, April 28, 2001
Had 22 hits.....	vs. Wisconsin-Milwaukee (2), Feb. 18, 2007
Had 23 hits.....	Centenary, March 31, 1999
Had 24 hits.....	Georgia, March 17, 2001
Had 25 hits.....	at Centenary, March 23, 2005
Had 26-29 hits.....	28 at South Carolina, March 30, 1997
Had 30 hits.....	vs. Saint Louis, April 7, 2010
Had 31+ hits.....	32 vs. Southwest Baptist, March 21, 1984
4 Errors in a game.....	at No. 13 LSU, May 7, 2016
5 Errors in a game.....	vs. #2 Florida, April 14, 2016
6 Errors in a game.....	vs. Eastern Illinois, March 5, 2016
7 Errors in a game.....	vs. La. Tech, March 20, 2001
Was Shutout.....	vs Florida, May 22, 2015 (10-0)
Was Shutout Back-to-Back.....	vs. LSU, April 23-24, 2005 (7-0, 6-0)
Held to 1 hit.....	vs. Missouri State, May 17, 2016
Held to 2 hits.....	at #3 Virginia, May 31, 2014
Held to 3 hits.....	vs Florida, May 21, 2015 (0-10)
Swept an SEC Home Series (three games).....	vs. Auburn, March 25-27, 2016
Swept an SEC Road Series (three games).....	at Alabama, April 30-May 2, 2015
Was Swept in SEC Home Series.....	vs. Alabama, May 13-15, 2016
Was Swept in SEC Road Series.....	at No. 13 LSU, May 6-8, 2016
Swept a Non-conference Home Series.....	vs. Miami (Ohio), February 17-19, 2017
Swept a Non-conference Road Series.....	at McNeese State, March 23-24, 2010
Was Swept in a Non-conference Home Series.....	Gonzaga, March 10-11, 2015
Was Swept in a Non-conference Road Series.....	at Nebraska, April 16, 2013
Won a Non-conference Home Series.....	vs. Grambling State, March 15-16, 2016
Lost a Non-conference Home Series.....	vs. South Alabama, February 28-March 1, 2014
Lost a Non-conference Road Series.....	at Nebraska, April 16, 2013
Back-to-Back Shutouts.....	UK (1-0) April 22 and UK (2-0) April 22-23, 2016
Most Consecutive Shutouts.....	4 vs. Wisconsin (March 15-16, 1980)
Shut out an opponent at home.....	vs. Miami (Ohio) (7-0), February 17, 2017
Shut out an opponent on the road.....	at #12 Kentucky (2-0), April 23, 2016
Shut out an SEC opponent at home.....	vs. South Carolina (7-0), April 5, 2014
Shut out an SEC opponent on the road.....	at #12 Kentucky (2-0), April 23, 2016

Game-By-Game Hitting

2017 RECORD: 3-0 • HOME: 3-0 • AWAY: 0-0 • NEUTRAL: 0-0 • SEC: 0-0

Date	Opponent	AB	R	H	RBI	2B	3B	HR	BB	IBB	SB	CS	HBP	SAC	SF	GDP	K	PO	A	E	Avg
Feb 17, 2017	MIAMI (OHIO)	32	7	8	7	0	0	1	5	0	1	0	3	0	0	0	8	27	9	1	.250
Feb 18, 2017	MIAMI (OHIO)	34	5	10	5	1	0	0	3	0	0	1	0	1	0	0	3	27	6	1	.273
Feb 19, 2017	MIAMI (OHIO)	38	11	13	11	3	0	3	6	0	0	0	0	0	0	0	6	27	7	0	.298
Totals		104	23	31	23	4	0	4	14	0	1	1	3	1	0	0	17	81	22	2	2.98

Game-By-Game Pitching

2017 RECORD: 3-0 • HOME: 3-0 • AWAY: 0-0 • NEUTRAL: 0-0 • SEC: 0-0

Date	Opponent	IP	H	R	ER	BB	SO	2B	3B	HR	WP	BK	HBP	DP	IBB	Score	W	L	SV	ERA
Feb 17, 2017	MIAMI (OHIO)	9.0	6	0	0	0	12	0	0	0	0	0	0	0	0	7-0	1	0	0	0.00
Feb 18, 2017	MIAMI (OHIO)	9.0	4	1	1	1	11	0	0	1	0	0	0	0	0	5-1	2	0	0	0.50
Feb 19, 2017	MIAMI (OHIO)	9.0	4	1	1	5	13	1	0	0	0	0	0	1	0	11-1	3	0	0	0.67
Totals		27.0	14	2	2	6	36	1	0	1	0	0	0	1	0	23-2	3	0	0	0.67

TEAM GAME HIGHS

Batting

At bats:	38	vs Miami (Ohio) (Feb 19, 2017)
Runs scored:	11	vs Miami (Ohio) (Feb 19, 2017)
Hits:	13	vs Miami (Ohio) (Feb 19, 2017)
RBI's:	11	vs Miami (Ohio) (Feb 19, 2017)
Doubles:	3	vs Miami (Ohio) (Feb 19, 2017)
Home runs:	3	vs Miami (Ohio) (Feb 19, 2017)
Total bases:	25	vs Miami (Ohio) (Feb 19, 2017)
Walks:	6	vs Miami (Ohio) (Feb 19, 2017)
Strikeouts:	8	vs Miami (Ohio) (Feb 17, 2017)
Sac hits:	1	vs Miami (Ohio) (Feb 18, 2017)
Stolen bases:	1	vs Miami (Ohio) (Feb 17, 2017)
Hit by pitch:	3	vs Miami (Ohio) (Feb 17, 2017)
Caught stealing:	1	vs Miami (Ohio) (Feb 18, 2017)
Runners LOB:	9	vs Miami (Ohio) (Feb 17, 2017)
	9	vs Miami (Ohio) (Feb 18, 2017)
	9	vs Miami (Ohio) (Feb 19, 2017)

Fielding

Putouts:	27	vs Miami (Ohio) (Feb 17, 2017)
	27	vs Miami (Ohio) (Feb 18, 2017)
	27	vs Miami (Ohio) (Feb 19, 2017)
Assists:	9	vs Miami (Ohio) (Feb 17, 2017)
Errors:	1	vs Miami (Ohio) (Feb 17, 2017)
	1	vs Miami (Ohio) (Feb 18, 2017)
DPs turned:	1	vs Miami (Ohio) (Feb 19, 2017)

Pitching

Innings pitched:	9.0	vs Miami (Ohio) (Feb 17, 2017)
	9.0	vs Miami (Ohio) (Feb 18, 2017)
	9.0	vs Miami (Ohio) (Feb 19, 2017)
Runs allowed:	1	vs Miami (Ohio) (Feb 18, 2017)
	1	vs Miami (Ohio) (Feb 19, 2017)
Earned runs:	1	vs Miami (Ohio) (Feb 18, 2017)
	1	vs Miami (Ohio) (Feb 19, 2017)
Walks allowed:	5	vs Miami (Ohio) (Feb 19, 2017)
Strikeouts:	13	vs Miami (Ohio) (Feb 19, 2017)
Hits allowed:	6	vs Miami (Ohio) (Feb 17, 2017)
Doubles allowed:	1	vs Miami (Ohio) (Feb 19, 2017)
Homers allowed:	1	vs Miami (Ohio) (Feb 18, 2017)

INDIVIDUAL GAME HIGHS

Batting

At bats:	5	Carson Shaddy vs Miami (Ohio) (Feb 19, 2017)
	5	Luke Bonfield vs Miami (Ohio) (Feb 19, 2017)
	5	Matt Burch vs Miami (Ohio) (Feb 19, 2017)
Runs scored:	3	Eric Cole vs Miami (Ohio) (Feb 19, 2017)
Hits:	3	Grant Koch vs Miami (Ohio) (Feb 19, 2017)
RBI's:	3	Luke Bonfield vs Miami (Ohio) (Feb 19, 2017)
	3	Jaxon Williams vs Miami (Ohio) (Feb 19, 2017)
	3	Grant Koch vs Miami (Ohio) (Feb 19, 2017)
Doubles:	1	(4 games)
Home runs:	1	(4 games)
Total bases:	6	Grant Koch vs Miami (Ohio) (Feb 19, 2017)
Walks:	2	Jax Biggers vs Miami (Ohio) (Feb 17, 2017)
Strikeouts:	3	Jake Arledge vs Miami (Ohio) (Feb 17, 2017)
	3	Chad Spanberger vs Miami (Ohio) (Feb 17, 2017)
	3	Carson Shaddy vs Miami (Ohio) (Feb 19, 2017)
Sac hits:	1	Jake Arledge vs Miami (Ohio) (Feb 18, 2017)
Stolen bases:	1	Carson Shaddy vs Miami (Ohio) (Feb 17, 2017)
Hit by pitch:	1	Hunter Wilson vs Miami (Ohio) (Feb 17, 2017)
	1	Jake Arledge vs Miami (Ohio) (Feb 17, 2017)
	1	Carson Shaddy vs Miami (Ohio) (Feb 17, 2017)
Caught stealing:	1	Jake Arledge vs Miami (Ohio) (Feb 18, 2017)
Runners LOB:	7	Dominic Fletcher vs Miami (Ohio) (Feb 19, 2017)

Fielding

Putouts:	11	Grant Koch vs Miami (Ohio) (Feb 17, 2017)
Assists:	3	Hunter Wilson vs Miami (Ohio) (Feb 17, 2017)
	3	Jax Biggers vs Miami (Ohio) (Feb 18, 2017)
Errors:	1	Carson Shaddy vs Miami (Ohio) (Feb 17, 2017)
	1	Cody Scroggins vs Miami (Ohio) (Feb 18, 2017)

Pitching

Innings pitched:	4.0	Blaine Knight vs Miami (Ohio) (Feb 17, 2017)
	4.0	Trevor Stephan vs Miami (Ohio) (Feb 18, 2017)
Runs allowed:	1	Trevor Stephan vs Miami (Ohio) (Feb 18, 2017)
	1	Kevin Kopps vs Miami (Ohio) (Feb 19, 2017)
Earned runs:	1	Trevor Stephan vs Miami (Ohio) (Feb 18, 2017)
	1	Kevin Kopps vs Miami (Ohio) (Feb 19, 2017)
Walks allowed:	2	Barrett Loseke vs Miami (Ohio) (Feb 19, 2017)
	2	Kevin Kopps vs Miami (Ohio) (Feb 19, 2017)
Strikeouts:	5	(4 games)
Hits allowed:	3	Blaine Knight vs Miami (Ohio) (Feb 17, 2017)
	3	Trevor Stephan vs Miami (Ohio) (Feb 18, 2017)
Doubles allowed:	1	Josh Alberius vs Miami (Ohio) (Feb 19, 2017)
Homers allowed:	1	Trevor Stephan vs Miami (Ohio) (Feb 18, 2017)

#10 JOSH ALBERIUS • R-SR • RHP • 5-11 • 180

CAREER HIGHS

Category	High	Opponent (Last)	Date
Innings	4.0	2x (Missouri)	4/1/16
Longest Start	--	--	--
Shortest Start	--	--	--
Longest Relief	4.0	2x (Missouri)	4/1/16
Hits	4	6x (at Miss. St.)	5/20/16
Runs	4	at Missouri St.	5/3/16
Earned Runs	4	at Missouri St.	5/3/16
Walks	2	3x (Alabama)	5/14/16
Strikeouts	5	2x (Miami (Ohio))	2/19/17

CAREER VS. 2017 OPPONENTS

Team	ERA	W-L	G-GS	IP	H	R	ER	BB-K
Oklahoma St.	0.00	0-0	1-0	3.0	2	0	0	1-2
ULM	0.00	1-0	1-0	2.0	0	0	0	0-4
Miss. St.	2.81	0-0	2-0	3.2	5	2	1	1-4
Missouri	0.00	0-0	2-0	4.2	3	1	0	1-3
Grambling St.	0.00	1-0	1-0	2.0	0	0	0	0-4
Alabama	4.50	0-0	2-0	2.0	2	1	1	2-2
LSU	0.00	0-1	2-0	2.1	3	1	0	0-0
Missouri St.	67.50	0-0	2-0	0.2	5	5	5	1-1
Georgia	0.00	0-0	1-0	2.0	0	0	0	0-1
Memphis	0.00	0-0	2-0	5.0	4	0	0	0-3
Auburn	2.81	1-0	2-0	3.2	2	1	1	2-5
Ole Miss	0.00	0-0	4-0	2.2	2	0	0	3-2
Vanderbilt	6.75	0-1	1-0	1.1	2	1	1	0-2
Texas A&M	0.00	0-0	2-0	1.2	2	1	0	0-0

ALBERIUS' CAREER APPEARANCES

Josh Alberius 2017 Game-By-Game (R-Senior)
(1 Appearance, 0 Starts)

Date	Opponent	IP	H	R-ER	BB	K	Result
2/19/17	Miami (Ohio)	3.2	2	0-0	1	5	W, 11-1

Josh Alberius 2016 Game-By-Game (R-Junior)
(25 Appearances, 0 Starts)

Date	Opponent	IP	H	R-ER	BB	K	Result
2/24/16	Miss. Valley State	2.0	2	0-0	0	3	ND
2/27/16	vs. #9 Houston	0.2	0	0-0	1	1	ND
3/4/16	Eastern Illinois	1.1	2	0-0	0	2	ND
3/9/16	Gonzaga	0.2	4	2-2	0	1	ND
3/13/16	Western Illinois	1.2	0	0-0	1	3	ND
3/16/16	Grambling St.	2.0	0	0-0	0	4	W, 1-0
3/18/16	at #12 South Carolina	0.1	0	0-0	0	1	ND
3/25/16	Auburn	2.2	0	0-0	1	5	W, 2-0
3/29/16	at #16 Oklahoma St.	3.0	2	0-0	1	2	ND
4/1/16	Missouri	4.0	2	0-0	1	3	ND
4/3/16	Missouri	0.2	1	1-0	0	0	ND
4/6/16	at Memphis	1.0	1	0-0	0	0	ND
4/9/16	at #14 Ole Miss	1.0	0	0-0	1	2	ND
4/10/16	at #14 Ole Miss	0.0	1	0-0	0	0	ND
4/12/16	ULM	2.0	0	0-0	0	4	ND
4/14/16	#2 Florida	1.0	4	3-3	0	1	W, 3-0
4/19/16	#25 Creighton	0.2	2	2-2	1	0	ND
4/23/16	at #12 Kentucky-2	0.2	2	0-0	0	1	ND
4/30/16	#2 Texas A&M-1	1.0	0	0-0	0	0	ND
4/30/16	#2 Texas A&M-2	0.2	2	1-0	0	0	ND
5/3/16	at Missouri St.	0.0	4	4-4	0	0	L, 3-1
5/7/16	at #13 LSU	0.1	2	1-0	0	0	ND
5/14/16	Alabama	1.1	2	1-1	2	2	ND
5/17/16	Missouri St.	0.2	1	1-1	1	1	ND
5/20/16	at #4 Mississippi St.	3.0	4	2-1	1	4	ND
TOTALS	25 G, 0 GS	32.1	38	18-14	11	40	3-1

Josh Alberius 2015 Game-By-Game (R-Sophomore)

(22 Appearances, 0 Starts)

Date	Opponent	IP	H	R-ER	BB	K	Result
2/14/15	North Dakota-2	0.2	0	0-0	1	1	ND
2/22/15	vs. #13 Maryland	1.0	1	1-1	0	1	ND
3/2/15	Eastern Illinois-2	3.0	0	0-0	0	2	W, 1-0
3/8/15	Loyola Marymount	1.0	0	0-0	0	1	ND
3/10/15	Gonzaga	2.2	4	1-1	0	3	L, 1-1
3/11/15	Gonzaga	0.1	2	0-0	1	0	ND
3/15/15	at #5 Vanderbilt	1.1	2	1-1	0	2	L, 1-2
3/17/15	SE Missouri St.	1.0	1	0-0	1	0	ND
3/20/15	#1 LSU	2.0	1	0-0	0	0	ND
3/24/15	vs. Memphis	4.0	3	0-0	0	3	ND
3/27/15	Ole Miss	1.0	1	0-0	0	0	ND
3/28/15	Ole Miss	0.2	0	0-0	2	0	ND
4/5/15	at Auburn	1.0	2	1-1	1	0	ND
4/7/15	Mississippi Valley St.	3.0	2	1-1	0	3	ND
4/14/15	Stephen F. Austin	1.0	0	0-0	1	0	ND
4/28/15	Mississippi St.	0.2	1	0-0	0	0	ND
5/12/15	at Creighton	1.1	2	1-1	0	1	ND
5/16/15	at Georgia	2.0	0	0-0	0	1	ND
5/20/15	vs. Florida	0.2	3	3-3	1	1	ND
5/22/15	vs. Florida	1.0	2	3-3	2	0	ND
5/29/15	vs. Oral Roberts	0.1	0	0-0	0	0	ND
5/31/15	vs. St. John's	1.1	4	2-1	0	1	ND
TOTALS	22 G, 0 GS	31.0	31	14-13	10	20	1-2

Josh Alberius 2014 Game-By-Game (R-Sophomore)

(1 Appearances, 0 Starts)

Date	Opponent	IP	H	R-ER	BB	K	Result
3/21/14	Alabama	0.2	0	0-0	0	0	ND
TOTALS	1 G, 0 GS	0.2	0	0-0	0	0	0-0

2017 HIGHLIGHTS

- Made first appearance of the year against Miami (Ohio), going 3.2 innings and tying a career-high five strikeouts.
- His five strikeouts were the most since totaling five against Auburn on March 25 of 2016.

#36 CANNON CHADWICK • SR • RHP • 6-0 • 195

CAREER HIGHS

Category	High	Opponent (Last)	Date
Innings	3.0	2x (La. Tech)	3/2/16
Longest Start	3.0	Gonzaga	3/11/15
Shortest Start	3.0	Gonzaga	3/11/15
Longest Relief	3.0	La. Tech	3/2/16
Hits	5	LSU	3/20/15
Runs	6	LSU	3/20/15
Earned Runs	6	LSU	3/20/15
Walks	5	Gonzaga	3/11/15
Strikeouts	3	2x (Texas Tech)	2/28/16

CAREER VS. 2017 OPPONENTS

Team	ERA	W-L	G-GS	IP	H	R	ER	BB-K
La. Tech	0.00	0-0	1-0	3.0	2	0	0	0-1
ULM	0.00	0-0	1-0	1.0	0	0	0	0-2
LSU	27.00	0-0	1-0	2.0	5	6	6	2-2

CHADWICK'S CAREER APPEARANCES

Cannon Chadwick 2017 Game-By-Game (Senior) (1 Appearance, 0 Starts)

Date	Opponent	IP	H	R-ER	BB	K	Result
2/17/17	Miami (Ohio)	2.0	1	0-0	0	4	W, 7-0

Cannon Chadwick 2016 Game-By-Game (Junior) (8 Appearances, 0 Starts)

Date	Opponent	IP	H	R-ER	BB	K	Result
2/20/16	Central Michigan	2.0	1	0-0	1	1	ND
2/24/16	Mississippi Valley St.	1.0	0	0-0	0	1	ND
2/28/16	vs. #23 Texas Tech	2.1	3	1-1	1	3	W, 1-0
3/2/16	Louisiana Tech	3.0	2	0-0	0	1	ND
3/5/16	Eastern Illinois	2.2	2	1-0	1	1	ND
3/9/16	Gonzaga	0.2	3	2-2	1	1	ND
4/12/16	ULM	1.0	0	0-0	0	2	ND
4/15/16	#2 Florida	2.2	2	0-0	0	0	ND
TOTALS	8 G, 0 GS	15.1	13	4-3	4	10	1-0

Cannon Chadwick 2015 Game-By-Game (Sophomore) (12 Appearances, 1 Starts)

Date	Opponent	IP	H	R-ER	BB	K	Result
2/13/15	North Dakota	1.1	1	0-0	1	3	W, 1-0
2/20/15	vs. #22 UCF	2.0	2	1-1	1	1	ND
2/22/15	vs. #13 Maryland	0.1	0	0-0	0	1	ND
3/3/15	Eastern Illinois	1.0	0	0-0	1	0	ND
3/7/15	Loyola Marymount	0.1	0	1-1	1	0	ND
3/8/15	Loyola Marymount	0.2	0	0-0	0	1	ND
3/11/15	Gonzaga*	3.0	2	2-1	5	1	ND
3/18/15	SE Missouri St.	1.2	2	1-1	1	1	ND
3/20/15	#1 LSU	2.0	5	6-6	2	2	ND
4/8/15	Mississippi Valley St.	1.0	3	0-0	0	0	ND
4/11/15	Kentucky	1.1	1	0-0	3	0	ND
4/15/15	Stephen F. Austin	0.2	4	2-2	2	0	ND
TOTALS	12 G, 1 GS	15.1	20	13-12	17	10	1-0

2016 HIGHLIGHTS

- Made just eight appearances before suffering a season-ending injury.
- Produced a 1.76 ERA with a 1-0 record.
- Pitched 15.1 innings and gave up just three earned runs with 10 strike outs.
- Strikeouts matched his total from 2015.
- Lone victory came against No. 23 Texas Tech (Feb. 28) in 2.1 innings of work while tying a career-high with three strikeouts.
- Matched a career-high 3.0 innings pitched against Louisiana Tech (March 2) without allowing a run.
- Recorded scoreless outings against Central Michigan (Feb. 20), Mississippi Valley State (Feb. 24), La. Tech (March 2), ULM (April 12), and No. 2 Florida (April 15).

#18 ANTHONY DAHL • SO • RHP • 6-4 • 200

CAREER HIGHS

Category	High	Opponent (Last)	Date
Innings	2.2	Houston	2/27/16
Longest Start	--	--	--
Shortest Start	--	--	--
Longest Relief	2.2	Houston	2/27/16
Hits	5	Houston	2/27/16
Runs	2	4x (at Mo. St.)	5/3/16
Earned Runs	2	4x (at Mo. St.)	5/3/16
Walks	3	at Mo. St.	5/3/16
Strikeouts	3	2x (Houston)	2/27/16

CAREER VS. 2017 OPPONENTS

Team	ERA	W-L	G-GS	IP	H	R	ER	BB-K
Miss. St.	0.00	0-0	2-0	2.0	1	0	0	0-1
Alabama	9.00	0-0	1-0	1.0	2	2	2	3-1
Missouri St.	9.00	0-0	2-0	2.0	4	2	2	3-2
Memphis	9.00	0-0	1-0	1.0	3	1	1	0-1

DAHL'S CAREER APPEARANCES

Anthony Dahl 2016 Game-By-Game (Freshman) (8 Appearances, 0 Starts)

Date	Opponent	IP	H	R-ER	BB	K	Result
2/21/16	Central Michigan	2.1	2	0-0	1	3	W, 1-0
2/27/16	vs. #9 Houston	2.2	5	2-2	0	3	ND
3/5/16	Eastern Illinois	0.0	2	2-2	0	0	ND
3/9/16	Gonzaga	0.0	0	2-2	0	0	L, 1-1
4/6/16	at Memphis	1.0	3	1-1	0	1	ND
5/3/16	at Missouri St.	1.0	2	2-2	3	1	ND
5/14/16	Alabama	1.0	1	1-1	0	2	ND
5/17/16	Missouri St.	1.0	2	0-0	1	1	ND
5/19/16	at #4 Mississippi St.	1.0	1	0-0	0	1	ND
5/21/16	at #4 Mississippi St.	1.0	0	0-0	0	0	ND
TOTALS	10 G, 0 GS	11.0	18	10-10	5	12	1-1

2016 HIGHLIGHTS

- Appeared in 10 games and threw 11.0 innings for an 8.18 ERA.
- Earned a decision in two games, going 1-1.
- Gave up 10 earned runs on 18 hits, while walking five and striking out 12.
- Appeared in three conference games, throwing 3.0 innings and giving up one earned run on two hits with three strikeouts.
- Made first collegiate appearance vs. Central Michigan (Feb. 21), going 2.1 innings and allowing just two hits, while striking out three in a 9-4 victory.
- Was strong down the stretch, pitching three scoreless innings against Missouri State (May 17) and No. 4 Mississippi State (May 19 & May 21).
- Set a season-high with three strikeouts twice early in the year against Central Michigan (Feb. 21) and No. 9 Houston (Feb. 27).
- Named to 2015-16 SEC First-Year Academic Honor Roll.

#46 BARRETT LOSEKE • SO • RHP • 6-0 • 170

CAREER HIGHS

Category	High	Opponent (Last)	Date
Innings	4.0	2x (at S. Carolina)	3/19/16
Longest Start	4.0	2x (at S. Carolina)	3/19/16
Shortest Start	1.0	at Ole Miss	4/10/16
Longest Relief	3.2	Texas A&M	4/30/16
Hits	4	Auburn	3/27/16
Runs	3	2x (at Ole Miss)	4/10/16
Earned Runs	3	2x (at Ole Miss)	4/10/16
Walks	3	3x (Florida)	4/16/16
Strikeouts	4	3x (Texas A&M)	4/30/16

CAREER VS. 2017 OPPONENTS

Team	ERA	W-L	G-GS	IP	H	R	ER	BB-K
Oklahoma St.	0.00	0-0	1-0	1.0	0	0	0	1-0
ULM	0.00	0-0	1-0	1.0	1	0	0	0-1
Mississippi St.	0.00	0-0	1-0	1.0	1	0	0	0-2
Missouri	8.71	0-1	1-1	3.1	2	3	3	1-4
LSU	0.00	0-0	2-0	1.2	1	0	0	3-2
Missouri St.	9.00	0-1	1-1	2.0	2	2	2	1-1
Auburn	4.09	0-0	1-1	2.2	4	1	1	1-2
Ole Miss	27.00	0-1	1-1	1.0	2	3	3	2-3
Texas A&M	0.00	0-0	1-0	3.2	0	0	0	0-4

LOSEKE'S CAREER APPEARANCES

Barrett Loseke 2017 Game-By-Game (Sophomore)
(1 Appearance, 0 Starts)

Date	Opponent	IP	H	R-ER	BB	K	Result
2/19/17	Miami (Ohio)	1.0	0	0-0	2	2	W, 11-1

Barrett Loseke 2016 Game-By-Game (Freshman)
(17 Appearances, 6 Starts)

Date	Opponent	IP	H	R-ER	BB	K	Result
2/20/16	Central Michigan	0.1	1	0-0	0	0	ND
2/23/16	Mississippi Valley St.	2.0	1	0-0	0	3	ND
2/28/16	vs. #23 Texas Tech	1.1	2	0-0	3	3	ND
3/9/16	Gonzaga	3.0	1	0-0	1	1	ND
3/13/16	Western Illinois*	4.0	1	0-0	1	4	W, 1-0
3/19/16	at #12 South Carolina*	4.0	3	2-2	3	3	ND
3/27/16	Auburn*	2.2	4	1-1	1	2	ND
4/3/16	Missouri*	3.1	2	3-3	1	4	L, 1-1
4/10/16	at #14 Ole Miss*	1.0	2	3-3	2	3	L, 1-2
4/12/16	ULM	1.0	1	0-0	0	1	ND
4/16/16	#2 Florida	0.2	0	0-0	3	2	ND
4/26/16	#18 Oklahoma St.	1.0	0	0-0	1	0	ND
4/30/16	#2 Texas A&M-2	3.2	2	0-0	0	4	ND
5/6/16	at #13 LSU	0.0	0	0-0	2	0	ND
5/8/16	at #13 LSU	1.2	1	0-0	1	2	ND
5/17	Missouri St.*	2.0	2	2-2	1	1	L, 1-3
5/20/16	at #4 Mississippi St.	1.0	1	0-0	0	2	ND
TOTALS	17 G, 6 GS	32.2	24	11-11	20	35	1-3

2017 HIGHLIGHTS

- Was one of four pitchers used to earn sweep of Miami (Ohio) in game three of series.

#21 KACEY MURPHY • SO • LHP • 6-0 • 190

CAREER HIGHS

Category	High	Opponent (Last)	Date
Innings	2.1	Missouri St.	5/17/16
Longest Start	--	--	--
Shortest Start	--	--	--
Longest Relief	2.1	Missouri St.	5/17/16
Hits	4	Auburn	3/26/16
Runs	5	Missouri St.	5/17/16
Earned Runs	4	Missouri St.	5/17/16
Walks	2	at Missouri St.	5/3/16
Strikeouts	5	Missouri St.	5/17/16

CAREER VS. 2017 OPPONENTS

Team	ERA	W-L	G-GS	IP	H	R	ER	BB-K
Oklahoma St.	0.00	0-0	1-0	0.1	0	0	0	0-1
Missouri	18.00	0-0	1-0	0.0	2	2	2	1-0
Missouri St.	12.00	0-0	2-0	3.0	3	6	4	3-5
Auburn	9.00	0-0	1-0	2.0	4	2	2	0-3
Texas A&M	0.00	0-0	1-0	0.0	1	0	0	1-0

MURPHY'S CAREER APPEARANCES

Kacey Murphy 2017 Game-By-Game (Sophomore)
(14 Appearances, 0 Starts)

Date	Opponent	IP	H	R-ER	BB	K	Result
2/19/17	Miami (Ohio)	1.0	0	0-0	0	1	W, 11-1

Kacey Murphy 2016 Game-By-Game (Freshman)
(14 Appearances, 0 Starts)

Date	Opponent	IP	H	R-ER	BB	K	Result
2/19/16	Central Michigan	0.1	0	0-0	1	1	ND
2/21/16	Central Michigan	0.2	0	0-0	1	0	ND
2/23/16	Mississippi Valley St.	1.0	1	1-1	1	1	ND
3/4/16	Eastern Illinois	1.0	1	0-0	0	0	ND
3/9/16	Gonzaga	0.1	0	1-1	0	0	ND
3/13/16	Western Illinois	1.2	0	0-0	0	2	ND
3/18/16	at #12 South Carolina	0.2	3	1-1	1	0	ND
3/26/16	Auburn	2.0	4	2-2	0	3	ND
4/3/16	Missouri	0.0	2	2-2	1	0	ND
4/19/16	#25 Creighton	0.2	1	0-0	0	1	ND
4/26/16	#18 Oklahoma St.	0.1	0	0-0	0	1	ND
5/1/16	#2 Texas A&M	0.0	1	0-0	1	0	ND
5/3/16	at Missouri St.	0.2	0	1-0	2	0	ND
5/17/16	Missouri St.	2.1	3	5-4	1	5	ND
TOTALS	14 G, 0 GS	11.2	16	13-11	9	14	0-0

2016 HIGHLIGHTS

- Made 14 appearances, compiling an 8.49 ERA over 11.2 innings.
- Gave up 16 hits and 11 earned runs.
- Totaled 14 strikeouts and only nine walks.
- Made four appearances in SEC play, coming against No. 12 South Carolina (March 18), Auburn (March 26), Missouri (April 3), and No. 2 Texas A&M (May 1).
- Gave up one earned run or less against the Gamecocks and Aggies.
- Was a strong arm out of the bullpen early in the season, making six appearances over the first month and only allowing two earned runs in 5.0 innings, while striking out four.
- Struck out a season-high five batters against Missouri State (May 17), which was also his longest outing of the year (2.1 innings).
- Made first career appearance against Central Michigan (Feb. 19) in a 6-1 victory.

#34 JAKE REINDL • SO • RHP • 6-1 • 200

CAREER HIGHS

Category	High	Opponent (Last)	Date
Innings	3.0	Miami (Ohio)	2/17/17
Longest Start	--	--	--
Shortest Start	--	--	--
Longest Relief	3.0	Miami (Ohio)	2/17/17
Hits	2	3x (Miami (Ohio))	2/17/17
Runs	2	Gonzaga	3/9/16
Earned Runs	2	Gonzaga	3/9/16
Walks	--	--	--
Strikeouts	3	Miami (Ohio)	2/17/17

CAREER VS. 2017 OPPONENTS

Team	ERA	W-L	G-GS	IP	H	R	ER	BB-K
Mississippi St.	0.00	0-0	1-0	0.2	0	0	0	0-1
Grambling St.	0.00	0-0	1-0	1.0	1	0	0	0-0
Missouri St.	0.00	0-0	1-0	1.0	1	0	0	0-1
Memphis	9.00	0-0	1-0	1.0	2	1	1	0-1

REINDL'S CAREER APPEARANCES

Jake Reindl 2016 Game-By-Game (Sophomore)
(6 Appearances, 0 Starts)

Date	Opponent	IP	H	R-ER	BB	K	Result
2/17/17	Miami (Ohio)	3.0	2	0-0	0	3	W, 7-0

Jake Reindl 2016 Game-By-Game (Freshman)
(6 Appearances, 0 Starts)

Date	Opponent	IP	H	R-ER	BB	K	Result
2/24/16	Mississippi Valley St.	1.0	0	0-0	0	2	ND
3/9/16	Gonzaga	0.1	2	2-2	0	0	ND
3/15/16	Grambling St.	1.0	1	0-0	0	0	ND
4/6/16	at Memphis	1.0	2	1-1	0	1	ND
5/17/16	Missouri St.	1.0	1	0-0	0	1	ND
5/19/16	at #4 Mississippi St.	0.2	0	0-0	0	1	ND
TOTALS	6 G, 0 GS	5.0	6	3-3	0	5	0-0

2017 HIGHLIGHTS

- Set new career-highs in innings pitched (3.0) and strikeouts (3) in first appearance of the year.

#38 JORDAN RODRIGUEZ • SR • LHP • 5-11 • 190

CAREER HIGHS

Category	High	Opponent (Last)	Date
Innings	2.0	2x (Missouri St.)	5/17/16
Longest Start	--	--	--
Shortest Start	--	--	--
Longest Relief	2.0	2x (Missouri St.)	5/17/16
Hits	2	3x (Missouri)	4/1/16
Runs	3	Missouri	4/1/16
Earned Runs	3	Missouri	4/1/16
Walks	1	10x (Missouri St.)	5/17/16
Strikeouts	2	3x (at Missouri St.)	5/3/16

CAREER VS. 2017 OPPONENTS

Team	ERA	W-L	G-GS	IP	H	R	ER	BB-K
La. Tech	0.00	0-0	1-0	0.1	0	0	0	0-0
Oklahoma St.	90.00	0-0	1-0	0.1	0	1	1	1-1
Mississippi St.	0.00	0-1	2-0	1.2	0	1	0	0-1
Missouri	270.00	0-0	1-0	0.1	2	3	3	1-0
Alabama	0.00	0-0	2-0	0.2	0	0	0	0-1
LSU	0.00	0-0	1-0	0.1	1	0	0	0-1
Missouri St.	0.00	0-0	2-0	3.0	0	0	0	1-2
Auburn	0.00	0-0	2-0	3.0	1	0	0	2-3
Ole Miss	0.00	0-0	1-0	0.1	0	0	0	1-0
Texas A&M	0.00	0-0	1-0	0.0	0	0	0	1-0

RODRIGUEZ'S CAREER APPEARANCES

Jordan Rodriguez 2016 Game-By-Game (Junior)
(25 Appearances, 0 Starts)

Date	Opponent	IP	H	R-ER	BB	K	Result
2/23/16	Mississippi Valley St.	2.0	2	2-2	0	2	ND
2/27/16	vs. #9 Houston	0.1	1	0-0	0	1	ND
2/28/16	vs. #23 Texas Tech	1.1	0	0-0	0	1	ND
3/2/16	Louisiana Tech	0.1	0	0-0	0	0	ND
3/4/16	Eastern Illinois	1.0	1	0-0	0	0	ND
3/5/16	Eastern Illinois	0.2	0	0-0	1	1	ND
3/9/16	Gonzaga	1.1	2	1-1	1	1	ND
3/13/16	Western Illinois	0.1	0	0-0	0	0	ND
3/19/16	at #12 South Carolina	0.1	0	0-0	0	1	ND
3/20/16	at #12 South Carolina	0.2	0	0-0	0	0	ND
3/25/16	Auburn	1.2	1	0-0	1	1	ND
3/27/16	Auburn	1.1	0	0-0	1	2	ND
3/29/16	at #16 Oklahoma St.	0.1	0	1-1	1	1	ND
4/1/16	Missouri	0.1	2	3-3	1	0	ND
4/10/16	at #14 Ole Miss	0.1	0	0-0	1	0	ND
4/16/16	#2 Florida	0.1	0	1-1	1	0	ND
4/19/16	#25 Creighton	0.1	1	0-0	0	0	ND
4/30/16	#2 Texas A&M-1	0.0	0	0-0	1	0	ND
5/3/16	at Mississippi St.	1.0	0	0-0	0	2	ND
5/8/16	at #13 LSU	0.1	1	0-0	0	1	ND
5/13/16	Alabama	0.1	0	0-0	0	0	ND
5/15/16	Alabama	0.1	0	0-0	0	1	ND
5/17/16	Missouri St.	2.0	0	0-0	1	0	ND
5/20/16	at #4 Mississippi St.	1.0	0	0-0	0	1	ND
5/21/16	at #4 Mississippi St.	0.2	0	1-0	0	0	L, 0-1
TOTALS	25 G, 0 GS	18.2	11	9-8	10	16	0-1

2016 HIGHLIGHTS

- Made 25 relief appearances, good for the second-most on the staff.
- As a lefty specialist, he recorded a 3.86 ERA in 18.2 innings of work, striking out 16 and only giving up eight earned runs.
- Also earned one save against Western Illinois (March 13).
- Opponents hit a team-low .175 against the lefty, the only Razorback with an opponent batting average under .200.
- Made 13 of his appearances in SEC play, tied for the most on the team.
- Threw 7.2 innings against conference opponents, holding batters to a .160 batting average while striking out seven.
- Only gave up one unearned run over final nine appearances, comprising of 6.0 innings, five strikeouts and just two walks.

#37 WESTON ROGERS • SO • LHP • 6-4 • 215

CAREER HIGHS

Category	High	Opponent (Last)	Date
Innings	4.0	Grambling St.	3/16/16
Longest Start	4.0	Grambling St.	3/16/16
Shortest Start	1.2	Gonzaga	3/9/16
Longest Relief	2.0	2x (Ok. St.)	4/26/16
Hits	3	3x (at Missouri St.)	5/3/16
Runs	3	at Missouri St.	5/3/16
Earned Runs	3	at Missouri St.	5/3/16
Walks	2	Oklahoma St.	4/26/16
Strikeouts	4	2x (at Missouri St.)	5/3/16

CAREER VS. 2017 OPPONENTS

Team	ERA	W-L	G-GS	IP	H	R	ER	BB-K
L.a. Tech	8.18	0-0	1-1	2.2	3	2	2	1-1
Oklahoma St.	9.00	0-0	1-0	2.0	2	2	2	2-1
Grambling St.	4.50	0-0	1-1	4.0	3	2	2	0-2
LSU	18.00	0-1	1-0	1.0	2	2	2	1-0
Missouri St.	9.00	0-0	1-1	3.0	3	3	3	1-4
Texas A&M	0.00	0-0	1-0	0.0	1	0	0	0-0

ROGERS' CAREER APPEARANCES

Weston Rogers 2017 Game-By-Game (Sophomore)
(1 Appearance, 0 Starts)

Date	Opponent	IP	H	R-ER	BB	K	Result
2/18/17	Miami (Ohio)	1.0	0	0-0	0	1	W, 5-1

Weston Rogers 2016 Game-By-Game (Freshman)
(11 Appearances, 5 Starts)

Date	Opponent	IP	H	R-ER	BB	K	Result
2/24/16	Mississippi Valley St.*	2.0	1	0-0	0	4	W, 1-0
2/28/16	vs. #23 Texas Tech	0.1	2	0-0	0	0	ND
3/2/16	Louisiana Tech*	2.2	3	2-2	1	1	ND
3/5/16	Eastern Illinois	1.1	0	0-0	0	3	ND
3/9/16	Gonzaga*	1.2	2	2-2	1	1	ND
3/16/16	Grambling St.*	4.0	3	2-2	0	2	ND
4/19/16	#25 Creighton	2.0	1	0-0	0	1	ND
4/26/16	#18 Oklahoma St.	2.0	2	2-2	2	1	ND
4/30/16	#2 Texas A&M-2	0.0	1	0-0	0	0	ND
5/3/16	at Missouri St.*	3.0	3	3-3	1	4	L, 1-1
5/8/16	at #13 LSU	1.0	2	2-2	1	0	ND
TOTALS	11 G, 5 GS	20.0	20	13-13	6	17	1-1

2016 HIGHLIGHTS

- Made five starts in 11 appearances, all five were mid-week starts.
- Went 1-1 with a 5.85 ERA in 20.0 innings of work.
- Gave up 13 earned runs with just six walks and 17 strikeouts.
- Made two appearances in SEC play.
- Struck out a season-high four batters during first career start and victory against Mississippi Valley State (Feb. 24).
- Longest outing was 4.0 innings against Grambling State (March 16), giving up two earned runs on three hits with two strikeouts over a season-high 61 pitches.
- Also made starts against Louisiana Tech (March 2), Gonzaga (March 9), and at Missouri State (May 3).
- Matched season-high of four strikeouts against Missouri State over three innings.
- Named to 2015-16 First-Year SEC Academic Honor Roll.

#5 CODY SCROGGINS • SO • RHP • 6-0 • 185

CAREER HIGHS

Category	High	Opponent (Last)	Date
Innings	1.0	4x (Miami (Ohio))	2/18/17
Longest Start	--	--	--
Shortest Start	--	--	--
Longest Relief	1.0	4x (Miami (Ohio))	2/18/17
Hits	2	at LSU	5/8/16
Runs	1	2x (at LSU)	5/8/16
Earned Runs	1	2x (at LSU)	5/8/16
Walks	1	2x (Florida)	4/15/16
Strikeouts	1	2x (Miami (Ohio))	2/18/17

CAREER VS. 2017 OPPONENTS

Team	ERA	W-L	G-GS	IP	H	R	ER	BB-K
Missouri	0.00	0-0	1-0	1.0	0	0	0	0-0
Ole Miss	0.00	0-0	1-0	1.0	0	0	0	1-1
LSU	90.00	0-0	1-0	0.1	2	1	1	0-0

SCROGGINS' CAREER APPEARANCES

Cody Scroggins 2017 Game-By-Game (Sophomore)
(1 Appearance, 0 Starts)

Date	Opponent	IP	H	R-ER	BB	K	Result
2/18/17	Miami (Ohio)	1.0	1	0-0	0	1	W, 5-1

Cody Scroggins 2016 Game-By-Game (Freshman)
(4 Appearances, 0 Starts)

Date	Opponent	IP	H	R-ER	BB	K	Result
4/3/16	Missouri	1.0	0	0-0	0	0	ND
4/8/16	at #14 Ole Miss	1.0	0	0-0	1	1	ND
4/15/16	#2 Florida	1.0	1	1-1	1	0	ND
5/8/16	at #13 LSU	0.1	2	1-1	0	0	ND
TOTALS	4 G, 0 GS	3.1	3	2-2	2	1	0-0

2016 HIGHLIGHTS

- Played in 28 games and made 16 starts at either third base, shortstop, or second base.
- Pitched in four games, totaling 3.1 innings, two earned runs and no extra base hits.
- Batted .204 with 10 hits, six RBIs, and six walks, as well as stealing four bases.
- Eight of his 10 hits and four of six RBIs came in SEC play.
- Made first collegiate start against Mississippi Valley State (Feb. 24), going 2-for-3 with two RBIs and two walks.
- Became primary third baseman on April 19 against No. 25 Creighton, when Carson Shaddy was moved to the outfield

#25 DOMINIC TACCOLINI • SR • RHP • 6-3 • 230

CAREER HIGHS

Category	High	Opponent (Last)	Date
Innings	10.0	at Kentucky	4/22/16
Longest Start	10.0	at Kentucky	4/22/16
Shortest Start	1.0	Missouri	4/1/16
Longest Relief	0.1	Alabama	3/21/14
Hits	12	at S. Carolina	3/18/16
Runs	8	3x (Alabama)	5/13/16
Earned Runs	8	3x (Alabama)	5/13/16
Walks	6	at Texas A&M	4/18/16
Strikeouts	10	at Kentucky	4/22/16

CAREER VS. 2017 OPPONENTS

Team	ERA	W-L	G-GS	IP	H	R	ER	BB-K
Mississippi St.	3.00	1-1	2-2	12.0	15	8	4	6-8
Missouri	4.50	0-0	2-2	4.0	4	3	2	2-1
Grambling St.	0.00	0-0	1-0	2.0	2	0	0	2-2
Alabama	15.75	0-1	3-2	8.0	12	14	14	11-11
LSU	4.82	1-1	3-2	11.2	13	7	6	4-3
Missouri St.	0.00	1-0	1-0	2.0	0	0	0	0-2
Georgia	0.00	0-0	1-0	2.0	1	0	0	2-2
Memphis	16.36	0-0	1-0	1.1	2	2	2	1-3
Auburn	2.25	0-0	3-2	12.0	14	4	3	7-7
Ole Miss	7.50	1-0	4-2	13.2	13	11	11	8-13
Tennessee	0.00	0-0	1-0	2.1	0	0	0	0-1
Vanderbilt	6.43	0-1	1-1	4.2	8	7	3	3-2
Texas A&M	8.40	1-0	3-3	15.0	19	14	14	9-15

TACCOLINI'S CAREER APPEARANCES

Dominic Taccolini 2017 Game-By-Game (Senior)
(1 Appearance, 0 Starts)

Date	Opponent	IP	H	R-ER	BB	K	Result
2/18/17	Miami (Ohio)	3.0	0	0-0	1	4	W, 5-1

Dominic Taccolini 2016 Game-By-Game (Junior)
(15 Appearances, 13 Starts)

Date	Opponent	IP	H	R-ER	BB	K	Result
2/19/16	Central Michigan*	7.0	1	1-1	1	3	W, 1-0
2/26/16	vs. #24 Rice*	6.0	5	2-2	1	6	W, 2-0
3/4/16	Eastern Illinois*	5.0	4	2-2	1	5	W, 3-0
3/11/16	Western Illinois*	7.0	2	1-1	2	9	ND
3/18/16	at #12 South Carolina*	6.0	12	8-8	1	2	L, 3-1
3/25/16	Auburn*	2.0	6	2-2	3	3	ND
4/1/16	Missouri*	1.0	4	3-2	1	0	ND
4/6/16	at Memphis	1.1	2	2-2	1	3	ND
4/10/16	at #14 Ole Miss	3.2	4	3-3	1	4	ND
4/14/16	#2 Florida*	3.0	1	3-3	3	2	L, 3-2
4/22/16	at #12 Kentucky*	10.0	5	0-0	0	10	W, 4-2
4/30/16	#2 Texas A&M-1*	6.0	9	5-5	2	6	W, 5-2
5/6/16	at #13 LSU*	5.0	5	5-4	3	1	L, 5-3
5/13/16	Alabama*	3.2	7	8-8	4	4	L, 5-4
5/19/16	at #4 Mississippi St.*	5.1	11	7-3	2	3	L, 5-5
TOTALS	15 G, 13 GS	72.0	78	52-46	26	61	5-5

Dominic Taccolini 2015 Game-By-Game (Sophomore)
(17 Appearances, 13 Starts)

Date	Opponent	IP	H	R-ER	BB	K	Result
2/14/15	North Dakota-1*	6.0	4	2-2	0	8	W, 1-0
2/20/15	vs. #22 UCF*	4.0	4	3-3	3	6	L, 1-1
3/2/15	Eastern Illinois-1*	6.0	2	1-1	2	4	W, 2-1
3/7/15	Loyola Marymount*	7.0	5	2-2	0	9	W, 3-1
3/14/15	at #5 Vanderbilt-2*	4.2	8	7-3	3	2	L, 3-2
3/19/15	#1 LSU*	6.0	6	1-1	1	2	W, 4-2
3/26/15	Ole Miss*	5.2	3	3-3	6	7	W, 5-2
4/4/15	at Auburn*	7.0	5	2-1	3	3	ND
4/11/15	Kentucky*	2.2	6	8-8	4	3	L, 5-3

4/18/15	at #1 Texas A&M-2*	5.1	7	6-6	4	6	ND
4/25/15	Mississippi State*	6.2	4	1-1	4	5	W, 6-3
5/1/15	at Alabama*	4.0	3	2-2	5	6	ND
5/10/15	Tennessee	2.1	0	0-0	0	1	ND
5/12/15	at Creighton	2.2	2	0-0	0	2	ND
5/15/15	at Georgia	2.0	1	0-0	2	2	ND
5/20/15	vs. Florida	3.0	2	0-0	2	1	ND
5/22/15	vs. Florida*	2.0	5	5-4	2	0	L, 6-4
TOTALS	17 G, 13 GS	77.0	67	43-37	41	67	6-4

Dominic Taccolini 2014 Game-By-Game (Freshman)
(17 Appearances, 3 Starts)

Date	Opponent	IP	H	R-ER	BB	K	Result
2/14/14	Appalachian State	1.0	1	2-2	0	0	ND
2/23/14	Eastern Illinois	1.0	0	2-0	0	0	ND
2/28/14	South Alabama	1.0	0	0-0	0	0	ND
3/9/14	at California	1.0	0	0-0	0	0	ND
3/16/14	at Florida	1.0	3	2-2	1	0	ND
3/19/14	Grambling State	2.0	2	0-0	2	2	ND
3/21/14	Alabama	0.1	2	4-4	2	1	ND
4/22/14	Northwestern St.	1.0	0	0-0	0	1	ND
4/23/14	Northwestern St.	2.0	3	0-0	0	3	W, 1-0
4/26/14	Auburn-2	3.0	3	0-0	1	1	ND
4/29/14	at Missouri St.	2.0	0	0-0	0	2	W, 2-0
5/3/14	at Ole Miss	2.0	1	0-0	0	1	ND
5/11/14	Texas A&M*	3.2	3	3-3	3	3	ND
5/17/14	at Missouri*	3.0	0	0-0	1	1	ND
5/23/14	vs. Ole Miss*	1.2	7	5-5	1	1	ND
5/24/14	vs. LSU	0.2	2	1-1	0	0	ND
5/31/14	at Virginia	4.2	2	0-0	1	4	ND
TOTALS	17 G, 3 GS	31.0	29	19-17	12	20	2-0

2016 HIGHLIGHTS

- Was Arkansas' primary Friday night starter, making 13 starts in 15 appearances.
- Ranked second on the team with 61 strikeouts.
- Issued just 26 walks, a new season-low over 40 innings pitched or more.
- Threw a complete 10-inning shutout against No. 12 Kentucky (April 22) en route to earning SEC Co-Pitcher of the Week honors.
- It marked the first complete game shutout of his career as he recorded a career-high 10 strikeouts and allowed no walks.
- In three of his first four starts, he tallied five or more strikeouts with nine coming against Western Illinois (March 11).

#15 JAKE ARLEDGE • SR • OF • 5-9 • 180

CAREER HIGHS

Category	High	Opponent (Last)	Date
Hits	3	2x (E. Illinois)	3/5/16
Runs	4	2x (E. Illinois)	3/5/16
Doubles	1	6x (at LSU)	5/6/16
Triples	1	3x (at Ole Miss)	4/9/16
Home Runs	2	E. Illinois	3/5/16
RBI's	3	E. Illinois	3/5/16
Walks	2	2x (Auburn)	3/26/16
Stolen Bases	2	at LSU	5/6/16

CAREER VS. 2017 OPPONENTS

Team	AVG.	G-GS	AB	R	H	RBI	SB
La. Tech	.000	1-1	3	0	0	0	1
Oklahoma St.	.500	1-0	2	0	1	0	0
Miss. St.	.200	1-1	5	0	1	0	0
Missouri	.000	2-2	6	1	0	1	0
Grambling St.	.143	2-2	7	1	1	0	0
Alabama	.143	3-1	7	1	1	0	0
LSU	.222	2-2	9	2	2	2	2
Missouri St.	.000	1-1	2	1	0	0	0
Auburn	.286	3-2	7	4	2	0	0
Ole Miss	.200	2-2	5	1	1	0	0
Texas A&M	.000	2-1	3	0	0	0	1

2016 HIGHLIGHTS

- Played in 40 games, starting 28 in the outfield.
- Hit .245 with 28 runs scored, 26 hits, six being doubles, two home runs and 11 RBIs.
- Was a perfect 7-for-7 in stolen bases, good for the most on the team.
- Had a season-high three hits in a game twice during the season vs. Mississippi Valley State (Feb. 24) and Eastern Illinois (March 5).
- Drove in three runs against Eastern Illinois as part of a 3-for-6 game with two home runs.
- Was one of three Razorback players (Carson Shaddy, Michael Bernal) to have a multi-home run game last year.

#17 LUKE BONFIELD • JR • OF • 6-3 • 215

CAREER HIGHS

Category	High	Opponent (Last)	Date
Hits	3	3x (at Ole Miss)	4/10/16
Runs	4	Miss. Valley St.	2/23/16
Doubles	2	2x (at Mo. St.)	5/3/16
Triples	--	--	--
Home Runs	1	8x (Texas A&M)	5/30/16
RBI's	5	Miss. Valley St.	2/23/16
Walks	4	at LSU	5/7/16
Stolen Bases	--	--	--

CAREER VS. 2017 OPPONENTS

Team	AVG.	G-GS	AB	R	H	RBI	SB
Oklahoma State	.600	2-2	5	3	3	4	0
ULM	.667	1-1	3	0	2	1	0
Mississippi St.	.083	5-4	12	1	1	0	0
Missouri	.200	3-2	5	0	1	0	0
Grambling St.	.375	2-2	8	3	3	1	0
Alabama	.077	4-4	13	0	1	0	0
LSU	.176	5-4	17	2	3	3	0
Missouri St.	.364	4-3	11	1	4	2	0
Memphis	.200	1-1	5	1	1	1	0
Auburn	.300	3-3	10	3	3	3	0
Ole Miss	.333	5-4	18	4	6	2	0
Tennessee	.000	1-1	3	0	0	0	0
Vanderbilt	.000	1-0	2	0	0	0	0
Texas A&M	.333	5-5	21	4	7	7	0

2017 HIGHLIGHTS

- Notched first multi-hit game of season in first game of the year when going 2-for-4 with an RBI against Miami (Ohio).

#8 ERIC COLE • SO • OF • 5-11 • 195

CAREER HIGHS

Category	High	Opponent (Last)	Date
Hits	3	at Miss. St.	5/21/16
Runs	3	Miami (Ohio)	2/19/17
Doubles	1	2x (at S. Carolina)	3/18/16
Triples	1	at Missouri St.	5/3/16
Home Runs	1	Miami (Ohio)	2/19/17
RBI	2	2x (Miami (Ohio))	2/17/17
Walks	2	Central Michigan	2/21/16
Stolen Bases	1	2x (at Miss. St.)	5/20/16

CAREER VS. 2017 OPPONENTS

Team	AVG.	G-GS	AB	R	H	RBI	SB
La. Tech	.200	1-1	5	1	1	0	0
Oklahoma St.	.250	1-1	4	0	1	1	0
Miss. St.	.444	2-2	9	1	4	0	1
Missouri	.000	1-1	5	0	0	0	0
Grambling St.	.250	2-1	4	0	1	1	0
Alabama	.000	1-1	3	0	0	0	0
LSU	.400	1-1	5	0	2	0	0
Missouri St.	.667	1-1	3	1	2	2	0
Memphis	.250	1-1	4	0	1	0	0
Auburn	1.000	1-0	1	0	1	0	0
Ole Miss	.000	2-1	4	1	0	0	0

2017 HIGHLIGHTS

- Hit first career home run, the unconventional way, with an inside-the-park home run in the third inning against Miami (Ohio) (Feb. 19).
- It's the first inside-the-park home run by a Razorback since Andrew Benintendi against Mississippi Valley State in 2015.

#28 DOMINIC FLETCHER • FR • OF • 5-11 • 195

CAREER HIGHS

Category	High	Opponent (Last)	Date
Hits	2	2x (Miami (Ohio))	2/18/17
Runs	2	Miami (Ohio)	2/17/17
Doubles	--	--	--
Triples	--	--	--
Home Runs	1	Miami (Ohio)	2/17/17
RBI	2	Miami (Ohio)	2/17/17
Walks	1	Miami (Ohio)	2/19/17
Stolen Bases	--	--	--

2017 HIGHLIGHTS

- Hit first collegiate home run against Miami (Ohio) (Feb. 17) in the seventh inning, a solo-shot, part of a 2-for-4 day with two runs scored.
- He's the first Razorback true freshman to hit a home run on Opening Day since Andy Wilkins did it against Wright State in 2008.

#44 ALEX GOSSER • SR • C • 6-0 • 215

CAREER HIGHS

Category	High	Opponent (Last)	Date
Hits	2	4x (at Georgia)	5/14/15
Runs	1	10x (Florida)	4/14/16
Doubles	1	3x (at Auburn)	4/3/15
Triples	--	--	--
Home Runs	--	--	--
RBI's	1	7x (Texas A&M)	4/30/16
Walks	2	2x (Bucknell)	6/1/14
Stolen Bases	--	--	--

CAREER VS. 2017 OPPONENTS

Team	AVG.	G-GS	AB	R	H	RBI	SB
Oklahoma St.	.000	1-0	0	0	0	0	0
Miss. St.	.000	1-0	0	0	0	0	0
Missouri	.667	1-0	3	1	2	1	0
Grambling St.	.000	1-0	1	0	0	0	0
Alabama	.286	4-3	7	0	2	0	0
LSU	.000	4-3	8	0	0	0	0
Missouri St.	.000	2-1	3	0	0	0	0
Georgia	.667	1-1	3	0	2	0	0
Memphis	.000	2-1	5	0	0	0	0
Auburn	.333	3-2	6	1	2	0	0
Ole Miss	.200	3-2	5	0	1	0	0
Tennessee	.000	1-1	3	0	0	0	0
Texas A&M	.250	5-3	12	1	3	2	0

2016 HIGHLIGHTS

- Played in 11 games with five starts at catcher and designated hitter.
- Hit .150 with three hits, three runs scored and two RBIs.
- Also walked three times during the season.
- All three of his hits occurred during SEC play against No. 2 Florida (April 14), No. 2 Texas A&M (April 30) and Alabama (May 14).
- Provided pinch-hit game-tying single that sent the game into extra innings against the Aggies in second game of double-header (April 30).

#33 GRANT KOCH • SO • C • 6-0 • 195

CAREER HIGHS

Category	High	Opponent (Last)	Date
Hits	3	3x (Miami (Ohio))	2/19/17
Runs	2	3x (Florida)	4/14/16
Doubles	2	Alabama	5/13/16
Triples	1	Miss. Valley St.	2/23/16
Home Runs	1	3x (Miami (Ohio))	2/19/17
RBI's	4	Miss. Valley St.	2/23/16
Walks	1	12x (Miami (Ohio))	2/17/17
Stolen Bases	--	--	--

CAREER VS. 2017 OPPONENTS

Team	AVG.	G-GS	AB	R	H	RBI	SB
Oklahoma St.	.500	1-1	2	0	1	0	0
ULM	.000	1-1	1	0	0	0	0
Mississippi St.	.250	3-3	0	2	0	0	0
Grambling	.000	1-1	1	0	0	0	0
Alabama	.375	2-2	8	1	3	1	0
LSU	.000	1-0	1	0	0	0	0
Missouri St.	.286	2-2	7	1	2	2	0
Memphis	.750	1-1	4	2	3	1	0
Auburn	.000	1-0	1	0	0	0	0
Ole Miss	.250	2-2	8	0	2	2	0
Texas A&M	.000	1-0	0	0	0	0	0

2017 HIGHLIGHTS

- Hit a three-run home run in game three against Miami (Ohio) (Feb. 19), one three home runs in the game.
- Went 3-for-3 against RedHawks in final game of series, tying a career high.

#20 CARSON SHADDY • R-JR • 2B • 5-11 • 185

CAREER HIGHS

Category	High	Opponent (Last)	Date
Hits	3	7x (Texas A&M)	5/1/16
Runs	2	12x (Ok. St.)	4/26/16
Doubles	2	2x (at LSU)	5/6/16
Triples	1	3x (Alabama)	5/13/16
Home Runs	2	Miss. Valley St.	2/24/16
RBI's	6	Grambling St.	3/15/16
Walks	2	5x (Texas A&M)	4/30/16
Stolen Bases	2	at Ole Miss	4/8/16

CAREER VS. 2017 OPPONENTS

Team	AVG.	G-GS	AB	R	H	RBI	SB
La. Tech	.500	1-1	2	1	1	1	0
Oklahoma St.	.556	3-2	9	3	5	2	0
ULM	.250	1-1	4	2	1	0	0
Mississippi St.	.214	5-3	14	1	3	1	0
Missouri	.077	3-3	13	0	1	1	0
Grambling St.	.667	2-2	6	3	4	6	0
Alabama	.188	4-3	16	1	3	1	0
LSU	.273	6-5	22	2	6	3	1
Missouri St.	.200	4-3	15	3	3	2	0
Georgia	.250	2-1	4	0	1	2	0
Memphis	.250	1-1	4	1	1	0	0
Auburn	.385	5-3	13	4	5	0	0
Ole Miss	.375	5-4	16	4	6	0	2
Tennessee	.000	2-0	2	0	0	0	0
Vanderbilt	.500	2-0	2	0	1	0	0
Texas A&M	.462	4-3	13	3	6	4	0

2016 HIGHLIGHTS

- Made 53 starts at either third base (34) or centerfield (19).
- Led the team with a .332 batting average, 70 hits, 41 runs scored, and .521 slugging percentage.
- Also tied for the team lead with eight home runs.
- Delivered five home runs over a five-game stretch in late February and early March.
- Added 12 doubles and 35 RBIs.
- Produced three hit streaks of at least seven games.
- Had a hit in 44 of 54 games played, including 19 of the first 22.
- Batted over .400 through the first 22 games while his average never dipped below .330 at any point during the season.
- Hit at a .286 clip over 30 games in SEC action with 34 hits, seven doubles, and 14 RBIs.
- Was best against lefties, hitting 13-for-36 (.361).
- Opened the season on a 10-game hitting streak, including a three-hit game against No. 9 Houston (Feb. 27) at the Houston College Classic.
- Three-hit performances came against No. 9 Houston, Grambling State (March 16), No. 12 South Carolina (March 18), No. 18 Oklahoma State (April 26), and No. 2 Texas A&M (May 1).
- His three-hit game against Grambling State was part of a six-RBI day, setting not only a career-high, but the most by a Razorback since Brett Eibner achieved the feat in the 2010 NCAA Regional.

#24 CHAD SPANBERGER • JR • INF/OF • 6-3 • 235

CAREER HIGHS

Category	High	Opponent (Last)	Date
Hits	3	3x (Creighton)	4/19/16
Runs	2	3x (Miami (Ohio))	2/19/17
Doubles	1	9x (Creighton)	4/19/16
Triples	1	2x (at Vanderbilt)	3/14/16
Home Runs	1	7x (Miami (Ohio))	2/19/17
RBI's	4	3x (Creighton)	4/19/16
Walks	3	2x (ULM)	4/12/16
Stolen Bases	1	at Memphis	3/25/15

CAREER VS. 2017 OPPONENTS

Team	AVG.	G-GS	AB	R	H	RBI	SB
Oklahoma St.	.000	2-2	7	0	0	0	0
ULM	.000	1-1	1	0	0	0	0
Mississippi St.	.286	5-2	7	0	2	1	0
Missouri	.250	2-1	4	1	1	0	0
Grambling	.000	1-1	4	0	0	0	0
Alabama	.071	5-4	14	0	1	2	0
LSU	.100	5-2	10	1	1	0	0
Missouri St.	.500	2-0	2	0	1	0	0
Memphis	.667	1-1	3	1	2	1	1
Auburn	.182	6-6	22	2	4	2	0
Ole Miss	.143	3-0	7	1	1	1	0
Tennessee	.000	2-1	2	0	0	0	0
Vanderbilt	.333	3-3	9	1	3	2	0
Texas A&M	.333	3-3	15	0	5	4	0

2016 HIGHLIGHTS

- Hit first home run of year in second inning of game three against Miami (Ohio), one of three home runs hit in game.

QUICK FACTS

GENERAL INFORMATION

Location.....Fayetteville, Arkansas
 Founded.....1871
 Enrollment.....26,754
 Nickname.....Razorbacks
 School Colors.....Cardinal (PMS 202) and White
 Conference.....Southeastern (Western Division)
 System President.....Dr. Donald R. Bobbitt (Arkansas, 1980)
 Chancellor.....Dr. Joseph E. Steinmetz (Central Michigan, 1977)
 Athletic Director.....Jeff Long (Ohio Wesleyan, 1982)
 Faculty Athletic Rep.....Dr. Sharon Hunt (Arkansas, 1973)
 Athletics Website.....ArkansasRazorbacks.com
 Ticket Office Phone.....1-800-982-HOGS
 Athletic Department Phone.....(479) 575-6533

COACHING STAFF

Head Coach.....Dave Van Horn (Arkansas, 1988)
 Record at Arkansas.....550-324 (14 seasons, .629)
 Overall Division I Record.....870-481 (22 seasons, .644)
 Overall as a Head Coach.....1,135-564 (28 seasons, .668)
 Van Horn's DI Postseason App. (Total/at UA).....17/13
 Van Horn's College World Series Appearances.....6
 (Neb: 2001, 2002; Ark: 2004, 2009, 2012, 2015)
 Assistant Coach/Recruiting Coordinator Tony Vitello (Missouri, 2002)
 Pitching Coach.....Wes Johnson (Arkansas-Monticello, 1994)
 Volunteer Assistant Coach.....Josh Elander (TCU, 2016)
 Student Asst. Coach.....Rick Nomura
 Dir. of Baseball Operations.....Clay Goodwin (Arkansas, 2005)
 Athletic Trainer.....Corey Wood (East Carolina, 2008)
 Strength & Conditioning.....Mike Strouhal (University of Saint Mary, 2003)
 Managers.....Zach Barr
Michael McCann
Cale Petrie
Hayden Sutton

HISTORY

First Year of Arkansas Baseball.....1897
 Years of Varsity Baseball at Arkansas.....94
 (1897, 1901-03, 05, 08-16, 19-20, 22-29, 47-16)
 All-Time Program Record.....2,103-1,344-6 (.610)
 All-Time Conference Record/Years.....SEC: 361-360 (.501)/25
 SWC: 264-205 (.563)/24
 Combined: 625-565 (.525)/49
 Conference Titles/Years.....SEC Overall: 2/1999, 2004
 SEC Western Division: 4/1999, 2004, 2007, 2011
 SWC: 2/1989, 1990
 Conference Tournament Record/Years.....SEC: 28-37 (.431)/21
 SWC: 18-25 (.419)/14
 Combined: 46-62 (.426)/35
 Conference Tournament Titles/Years.....SEC: None
 SWC: 1/1985
 NCAA Postseason Appearances.....28
 (1973, 79-80, 83, 85-90, 95-96, 98-99, 2002-15)
 NCAA Postseason Record.....71-61 (.538)
 College World Series Appearances.....8
 (1979, 1985, 1987, 1989, 2004, 2009, 2012, 2015)
 College World Series Record.....11-16 (.407)
 NCAA Super Regional Appearances.....6
(2002, 2004, 2009, 2010, 2012, 2015)
 NCAA Super Regional Record.....9-6 (.600)
 NCAA Regional Appearances.....27
 NCAA Regional Record.....51-39 (.567)
 Overall NCAA Regional Hosts.....5 (1999, 2004, 2006, 2007, 2010)
 Best NCAA Finish.....1979 National Runner-up

GAME CREDENTIALS

Members of the media should contact John Thomas to request individual game credentials for Razorback home games. Credential requests should be made no later than noon (CT) the day before the scheduled contest and should be directed by e-mail to Thomas. Credential requests for away games should be made to the communications contact of the home team. Only fully accredited personnel directly involved in the coverage of the game will be admitted. Credentials are non-transferable.

INTERVIEW POLICIES

Please direct all requests for interviews with coaches and players to John Thomas. For home SEC weekends, Coach Dave Van Horn will hold his weekly press conference on Thursday with players and assistant coaches available following Thursday's practice. On road SEC weekends, Coach Van Horn will hold his weekly press conference on Wednesday with players and assistant coaches available following Wednesday's practice. Players are not available for interviews on gamedays, except for post-game interviews. Post-game press conferences are held in the indoor Pitching Development Center located down the third base line. Coach Van Horn and two or three most requested Razorback players will address the media. In the event of a doubleheader, the only Arkansas player available between games for interviews is the starting pitcher of game one. The Arkansas clubhouse is off limits to the media at all times.

E-MAIL UPDATES

Members of the media may request to be added to the Arkansas communications baseball e-mail group. Subscribers will receive game notes, game stories and other information. To subscribe, send a request to John Thomas. Please identify yourself and your organization in your request as this service is only available to members of the media.

GAMEDAY MEDIA SERVICES

The Arkansas communications staff provides scorecards, rosters, updated statistics and results for each team in the Baum Stadium press box prior to home games. Box scores, play-by-play and any postgame notes are disseminated approximately 10 minutes after the conclusion of the game. An Associated Press-style game story is also produced by the communications office. Members of the media may request these stories be sent to their organization via e-mail by contacting a member of the communications office.

WIRELESS INTERNET

The Baum Stadium press box is equipped with wireless internet for use by the media. Media members should log on to the "UARK Media" network by using a password that will be provided at the stadium.

GAMEDAY LIVE STATS

Live in-game stats will be provided at <http://arkansas.statbroadcast.com>.

FACILITIES/PARKING

The Arkansas baseball team conducts all games at Baum Stadium at George Cole Field. Baum Stadium is located just off Razorback Road south of Martin Luther King, Jr., Boulevard. There is space for media parking on game day. Only cars with a parking credential will be allowed access to the parking lot.

PHOTOGRAPHERS

No cameras are allowed on the Baum Stadium playing surface during games. Photographers are encouraged to use the photo wells at the end of each dugout and behind home plate.

ARKANSAS ATHLETIC COMMUNICATIONS

The University of Arkansas athletic communications office is located on the main floor of Bud Walton Arena behind the Hog Heaven Store with office hours from 8 a.m. to 5 p.m., Monday through Friday. You can often reach us at Bud Walton after hours, but if not, please leave a message on our voice mail system.

Office: 479-575-2751 | Cell: 479-313-2564
 Fax: 479-575-7481 | Press Row: 479-575-6622

Mailing Address
 Razorbacks Communications
 P.O. Box 7777
 Fayetteville, AR 72702-7777

2017 Schedule and Results

	Opponent	Score	WP	LP	SV	Attend	Time
FEBRUARY							
17	Miami (Ohio)	W, 7-0	B. Knight	C. Gnetz	--	9443	3:02
18	Miami (Ohio)	W, 5-1	T. Stephan	Z. Spears	--	10,891	2:37
19	Miami (Ohio)	W, 11-1	K. Kopps	G. Hartwig	--	9,020	3:12
24	Bryant	--	Baum Stadium	--	SECN+	--	3:02 p.m.
25	Bryant	--	Baum Stadium	--	SECN+	--	2:02 p.m.
26	Bryant	--	Baum Stadium	--	SECN+	--	1:02 p.m.
28	at Louisiana Tech	--	Ruston, La.	--	CST	--	6 p.m.
MARCH							
1	at Louisiana Tech	--	Ruston, La.	--	CST	--	3 p.m.
3	vs. Arizona	--	Frisco, Texas	--	CST	--	4 p.m.
4	vs. Nebraska	--	Frisco, Texas	--	CST	--	7:30 p.m.
5	vs. Oklahoma State	--	Frisco, Texas	--	CST	--	3:30 p.m.
7	ULM	--	Baum Stadium	--	SECN+	--	3:02 p.m.
8	ULM	--	Baum Stadium	--	SECN+	--	3:02 p.m.
10	Rhode Island	--	Baum Stadium	--	SECN+	--	3:02 p.m.
11	Rhode Island	--	Baum Stadium	--	SECN+	--	2:02 p.m.
12	Rhode Island	--	Baum Stadium	--	SECN+	--	1:02 p.m.
14	Alcorn State	--	Baum Stadium	--	SECN+	--	6:32 p.m.
15	Alcorn State	--	Baum Stadium	--	SECN+	--	3:02 p.m.
17	Mississippi State*	--	Baum Stadium	--	SECN (Bases Loaded)	--	6:32 p.m.
18	Mississippi State*	--	Baum Stadium	--	SECN	--	7:02 p.m.
19	Mississippi State*	--	Baum Stadium	--	SECN+	--	1:02 p.m.
22	New Orleans	--	Baum Stadium	--	SECN+	--	6:02 p.m.
24	at Missouri*	--	Columbia, Mo.	--	--	--	6:30 p.m.
25	at Missouri*	--	Columbia, Mo.	--	SECN	--	2 p.m.
26	at Missouri*	--	Columbia, Mo.	--	--	--	1 p.m.
29	Grambling State	--	Baum Stadium	--	SECN+	--	6:32 p.m.
31	at Alabama*	--	Tuscaloosa, Ala.	--	--	--	6 p.m.
APRIL							
1	at Alabama*	--	Tuscaloosa, Ala.	--	SECN	--	7 p.m.
2	at Alabama*	--	Tuscaloosa, Ala.	--	SECN	--	3 p.m.
4	Grand Canyon	--	Baum Stadium	--	SECN+	--	6:32 p.m.
5	Grand Canyon	--	Baum Stadium	--	SECN+	--	3:02 p.m.
7	LSU*	--	Baum Stadium	--	SECN+	--	6:32 p.m.
8	LSU*	--	Baum Stadium	--	SECN+	--	6:02 p.m.
9	LSU*	--	Baum Stadium	--	SECN+	--	1:02 p.m.
11	at Missouri State	--	Springfield, Mo.	--	--	--	6:35 p.m.
13	Georgia*	--	Baum Stadium	--	SECN+	--	6:32 p.m.
14	Georgia*	--	Baum Stadium	--	SECN+	--	6:02 p.m.
15	Georgia*	--	Baum Stadium	--	SECN+	--	2:02 p.m.
18	Memphis	--	Baum Stadium	--	SECN+	--	6:32 p.m.
19	vs. Memphis	--	North Little Rock, Ark.	--	--	--	6:30 p.m.
21	at Auburn*	--	Auburn, Ala.	--	--	--	6 p.m.
22	at Auburn*	--	Auburn, Ala.	--	--	--	1 p.m.
23	at Auburn*	--	Auburn, Ala.	--	SECN	--	3 p.m.
25	vs. Kansas State	--	Kansas City, Mo.	--	CST	--	6 p.m.
27	Ole Miss*	--	Baum Stadium	--	SECN	--	6:02 p.m.
28	Ole Miss*	--	Baum Stadium	--	SECN	--	6:02 p.m.
29	Ole Miss*	--	Baum Stadium	--	SECN+	--	4:02 p.m.
MAY							
4	at Tennessee*	--	Knoxville, Tenn.	--	SECN	--	6 p.m.
5	at Tennessee*	--	Knoxville, Tenn.	--	--	--	5 p.m.
6	at Tennessee*	--	Knoxville, Tenn.	--	SECN	--	12 p.m.
12	Vanderbilt*	--	Baum Stadium	--	SECN+	--	6:32 p.m.
13	Vanderbilt*	--	Baum Stadium	--	SECN+	--	6:02 p.m.
14	Vanderbilt*	--	Baum Stadium	--	SECN+	--	1:02 p.m.
18	at Texas A&M*	--	College Station, Texas	--	--	--	6:30 p.m.
19	at Texas A&M*	--	College Station, Texas	--	--	--	6:30 p.m.
20	at Texas A&M*	--	College Station, Texas	--	SECN	--	11 a++m.

TV/Radio Roster




JARED GATES
Jr. • 6-0 • 190 • L/R
INF • Wichita, Kan.



MATT BURCH
Fr. • 5-8 • 175 • L/R
INF • Gurnee, Ill.




CODY SCROGGINS
So. • 6-0 • 185 • R/R
RHP • Bentonville, Ark.




HUNTER WILSON
Jr. • 5-10 • 170 • L/R
INF • Spiro, Okla.



JACK KENLEY
Fr. • 6-0 • 180 • L/R
INF • Germantown, Tenn.




ERIC COLE
So. • 5-11 • 195 • S/R
OF • Southlake, Texas




JAX BIGGERS
So. • 5-11 • 175 • L/R
INF • Missouri City, Texas



JOSH ALBERIUS
R-Sr. • 5-11 • 180 • R/R
RHP • Little Rock, Ark.



KEATON MCKINNEY
Jr. • 6-5 • 225 • R/R
RHP • Ankeny, Iowa




ALEX RONNEBAUM
Fr. • 6-4 • 195 • L/R
INF • Overland Park, Kan.



JORDAN MCFARLAND
Fr. • 6-3 • 220 • R/R
INF/OF • Waterloo, Ill.



JAKE ARLEDGE
Sr. • 5-9 • 180 • R/R
OF • Huntington Beach, Calif.




BLAINE KNIGHT
So. • 6-3 • 165 • R/R
RHP • Bryant, Ark.



LUKE BONFIELD
Jr. • 6-3 • 215 • R/R
OF • Skillman, N.J.



ANTHONY DAHL
So. • 6-4 • 200 • R/R
RHP • Angleton, Texas



CARSON SHADDY
R-Jr. • 5-11 • 185 • R/R
3B/C/OF • Fayetteville, Ark.



KACEY MURPHY
So. • 6-0 • 190 • L/L
LHP • Rogers, Ark.



CHAD SPANBERGER
Jr. • 6-3 • 240 • L/R
INF/OF • Granite City, Ill.



DOMINIC TACCOLINI
Sr. • 6-3 • 220 • R/R
RHP • Sugar Land, Texas




EVAN LEE
Fr. • 6-2 • 190 • L/L
LHP/OF • Bryant, Ark.



DOMINIC FLETCHER
Fr. • 5-9 • 175 • L/L
OF • Cypress, Calif.



ANGUS DENTON
Fr. • 5-11 • 160 • R/R
RHP • Beebe, Ark.



BRENDEN HEISS
Fr. • 6-1 • 190 • R/R
RHP • Algonquin, Ill.




MATT CRONIN
Fr. • 6-2 • 190 • L/L
LHP • Navarre, Fla.




GRANT KOCH
So. • 6-0 • 195 • R/R
C • Fayetteville, Ark.



JAKE REINDL
So. • 6-1 • 200 • R/R
RHP • Fayetteville, Ark.



JACOB KOSTYSHOCK
Fr. • 6-4 • 175 • R/R
RHP • O'Fallon, Mo.



CANNON CHADWICK
Sr. • 6-0 • 195 • R/R
RHP • Paris, Texas



WESTON ROGERS
So. • 6-4 • 215 • L/L
LHP • Springdale, Ark.



JORDAN RODRIGUEZ
Sr. • 5-11 • 190 • L/L
LHP • Houston, Texas




DYLAN THOMPSON
Fr. • 6-3 • 195 • L/L
LHP • Little Rock, Ark.




JAXON WILLIAMS
Fr. • 5-8 • 165 • R/R
INF • Rosenberg, Texas




SAMMY BLAIR
Fr. • 5-9 • 175 • R/R
OF • Navasota, Texas



ALEX GOSSER
Sr. • 6-0 • 215 • L/R
C • North Little Rock, Ark.



KEVIN KOPPS
R-Fr. • 6-0 • 195 • R/R
RHP • Sugar Land, Texas




BARRETT LOSEKE
So. • 6-0 • 180 • R/R
RHP • Tulsa, Okla.



TREVOR STEPHAN
Jr. • 6-5 • 225 • R/R
RHP • Magnolia, Texas



HARRISON HEFFLEY
Fr. • 6-3 • 180 • L/L
LHP • Rogers, Ark.




BEN BAILEY
Fr. • 5-10 • 180 • L/R
C • North Little Rock, Ark.



LUCAS KRULL
Fr. • 6-7 • 242 • L/L
LHP • Shawnee, Kan.




JACKSON RUTLEDGE
Fr. • 6-4 • 180 • L/L
LHP • Benton, La.



NOAH MILLER
Fr. • 6-4 • 180 • R/R
RHP • Van Buren, Ark.



ISAIAH CAMPBELL
So. • 6-4 • 220 • R/R
RHP • Olathe, Kan.



DAVE VAN HORN
Head Coach
15th Season



TONY VITELLO
Assistant Coach
4th Season



WES JOHNSON
Assistant Coach
1st Season