



ARKANSAS Baseball Game Notes

8 College World Series Appearances • 6 NCAA Super Regional Appearances
28 NCAA Tournament Appearances • 2 SEC Regular Season Titles • 4 SEC Western Division Titles

'17 SCHEDULE & RESULTS

FEBRUARY

17	MIAMI (OHIO)	W, 7-0
18	MIAMI (OHIO)	W, 5-1
19	MIAMI (OHIO)	W, 11-1
24	BRYANT	W, 11-8
25	BRYANT	W, 13-7
26	BRYANT	W, 16-6
28	at Louisiana Tech	L, 4-3

MARCH

1	at Louisiana Tech	W, 13-10
3	vs. No. 5 Arizona (Frisco, Texas)	L, 3-0
4	vs. Nebraska (Frisco, Texas)	W, 15-5
5	vs. No. 14 Oklahoma St. (Frisco Texas)	L, 8-3
7	ULM	W, 12-2
8	ULM	W, 11-2
10	RHODE ISLAND (DH)	W, 5-2
	RHODE ISLAND (DH)	W, 3-2
12	RHODE ISLAND	L, 3-0
14	ALCORN ST.	W, 3-2
15	ALCORN ST.	W, 11-3
17	MISSISSIPPI ST.*	6:30 p.m.
18	MISSISSIPPI ST.*	7 p.m.
19	MISSISSIPPI ST.*	1 p.m.
22	NEW ORLEANS	6 p.m.
24	at Missouri*	6:30 p.m.
25	at Missouri*	2 p.m.
26	at Missouri*	1 p.m.
29	GRAMBLING ST.	6:30 p.m.
31	at Alabama*	6 p.m.

APRIL


1	at Alabama*	7 p.m.
2	at Alabama*	3 p.m.
4	GRAND CANYON	6:30 p.m.
5	GRAND CANYON	3 p.m.
7	LSU*	6:30 p.m.
8	LSU*	6 p.m.
9	LSU*	1 p.m.
11	at Missouri St.	6:35 p.m.
13	GEORGIA*	6:30 p.m.
14	GEORGIA*	6 p.m.
15	GEORGIA*	2 p.m.
18	MEMPHIS	6:30 p.m.
19	vs. Memphis (NLR, Ark.)	6:30 p.m.
21	at Auburn*	6 p.m.
22	at Auburn*	1 p.m.
23	at Auburn*	3 p.m.
25	vs. Kansas St. (Kansas City, Mo.)	6 p.m.
27	OLE MISS*	6 p.m.
28	OLE MISS*	6 p.m.
29	OLE MISS*	4 p.m.

MAY

4	at Tennessee*	6 p.m.
5	at Tennessee*	5 p.m.
6	at Tennessee*	Noon
12	VANDERBILT*	6:30 p.m.
13	VANDERBILT*	6 p.m.
14	VANDERBILT*	1 p.m.
18	at Texas A&M*	6:30 p.m.
19	at Texas A&M*	6:30 p.m.
20	at Texas A&M*	11 a.m.
May 23-28	SEC Tournament (Hoover, Ala.)	TBA

All times Central; Home game in BOLD; * - SEC Game

MARCH 17 - 19 vs. MISSISSIPPI STATE BULLDOGS | BAUM STADIUM



MISSISSIPPI STATE BULLDOGS

Record12-6
Ranking NR
Last Season44-18-1
Head CoachAndy Cannizaro
Career Record12-6 (1st Season)
Record at ASU12-6 (1st Season)



ARKANSAS RAZORBACKS

Record14-4
Ranking NR
Last Season26-29
Head CoachDave Van Horn
Career Record1,149-568 (29th season)
Record at Arkansas564-328 (15th Season)

SERIES BY THE NUMBERS (2017 STATS)

MISS. STATE	OFFENSE	ARKANSAS	MISS. STATE	PITCHING/DEFENSE	ARKANSAS
.298	Batting Avg.285	4.55	ERA3.32
.461	Slugging Pct.463	164.1	Innings Pitched160.0
.386	On-Base Pct.389	0	Complete Games0
36	Doubles30	6	Saves1
4	Triples2	2.05	Strikeout/Walk Ratio3.45
19	Home Runs25	.244	Opponent's Avg.227
71	Walks89	18	Errors17
40-of-48	Stolen Bases/Att11-of-17	8	Double Plays8

All-time Series: Mississippi State leads 52-42; All-time series in Fayetteville: Arkansas leads 19-18 (Last in 2015)
All-time in Starkville: Miss. State leads 26-16 (Last in 2016); All-time in neutral sites: Miss. State leads 8-7

PROBABLE PITCHERS

FRI: ARK RHP Blaine Knight vs. MSU LHP Konnor Pilkington
SAT: ARK RHP Trevor Stephan vs. MSU RHP Peyton Plumlee
SUN: ARK TBA vs. MSU TBA

RAZORBACK NOTES

1-2 PITCHING PUNCH - Sophomore Blaine Knight and junior Trevor Stephan have provided a premier 1-2 punch in starting pitching for the Razorbacks on the weekend. Combined through the first four weekends of the year, the two hurlers have a 1.67 ERA over 43.1 innings pitched and a 6.88 strikeout-to-walk ratio. Stephan holds the better record and ERA, but Knight has only walked one batter in 19.1 innings, which is tied for the lowest in the SEC.

GETTING BETTER WITH TIME - Junior pitcher Trevor Stephan had only been a pitcher for two seasons before arriving at Arkansas, but he looks like a seasoned veteran on the mound after his first four starts this season. Stephan has been the Saturday starter for all four weekends this year and he has yet to give up more than three hits or two runs each time. Stephan currently leads all Hog pitchers with a 0.75 ERA and a per-

fect 3-0 record. In his last two starts (Nebraska, Rhode Island), Stephan has struck out a combined 21 batters in 14.1 innings and has only given up one earned run. Last week against the Rams, Stephan had a perfect game into the seventh inning and pitching into the ninth inning. He currently has the fifth-lowest ERA in the conference and his 13 strikeouts last week were the most by a Razorback since Jess Todd had 17 in the 2007 SEC Tournament against South Carolina.

CHADWICK DOES IT ALL IN WALK-OFF WIN

- Senior relief pitcher Cannon Chadwick was a renaissance man Tuesday afternoon against Alcorn State. After coming in to pitch in the top of the eighth inning, Arkansas was still tied with the Braves going into the ninth. Dave Van Horn, who had lost his DH after placing Grant Koch into the defense, chose to keep Chadwick in the game by having hit bat in the bottom of the ninth.

This is
BASEBALL

MLB (7)

Name	Years at Arkansas	Club
Andrew Benintendi	2014-15	Boston
Brett Eibner	2008-10	Los Angeles Dodgers
Logan Forsythe	2006-08	Los Angeles Dodgers
Dallas Keuchel	2007-09	Houston
James McCann	2009-11	Detroit
Blake Parker	2004-06	Los Angeles Angels
Drew Smyly	2009-10	Seattle

AAA (5)

Name	Years at Arkansas	Club
D.J. Baxendale	2010-12	Rochester (MIN)
Mike Bolsinger	2008-10	Buffalo (TOR)
Matt Reynolds	2010-12	Las Vegas (NYM)
Ryne Stanek	2011-13	Durham (TB)
Andy Wilkins	2008-10	Colorado Springs (MIL)

AA (5)

Name	Years at Arkansas	Club
Brian Anderson	2012-14	Jacksonville (MIA)
Barrett Astin	2011-13	Pensacola (CIN)
Jalen Beeks	2013-14	Portland (BOS)
Dominic Ficociello	2011-13	Erie (DET)
Nolan Sanburn	2011-12	Birmingham (CWS)

A-Advanced (1)

Name	Years at Arkansas	Club
Jacob Morris	2011-13	Winston-Salem (CWS)

A (4)

Name	Years at Arkansas	Club
Trey Killian	2013-15	Asheville (COL)
Jackson Lowery	2014-15	Lansing (TOR)
Tyler Spoon	2013-15	Greenville (BOS)
Bobby Wernes	2014-15	Quad City (HOU)

A-Short (3)

Name	Years at Arkansas	Club
Clark Eagan	2014-16	West Virginia (PIT)
Zach Jackson	2014-16	Vancouver (TOR)
James Teague	2014-16	Aberdeen (BAL)

Rookie (3)

Name	Years at Arkansas	Club
Michael Bernal	2014-16	AZL Giants (SF)
Tucker Pennell	2015-16	AZL Padres (SD)
Doug Willey	2016	Orem (LAA)

Making his first plate appearance as a Razorback, Chadwick worked a 3-2 count and walked to get on base with one out. Two hits later, Chadwick scored the winning run from second and giving himself the victory. On the mound, Chadwick has turned into Arkansas' go-to guy in the late innings. With a 1.46 ERA in 12.1 innings and a 17-to-1 strikeout-to-walk ratio, Chadwick has had seven scoreless outings and no more than three hits on three occasions.

WILSON'S BAT BEGINS TO COME AROUND -

Before the midweek series with ULM, sophomore Hunter Wilson was only hitting .111 in nine games with two singles and four RBIs. Last week against ULM and Rhode Island, Wilson's bat heated up big time. The Spiro, Oklahoma native hit .700 over four games with two RBIs and two runs scored. At one point, he had a hit in six straight at-bats in the nine hole. In the second game of the Friday double-header with Rhode Island, Wilson went 3-for-3, becoming the sixth different Razorback with three hits or more in a game this year.

CHICKS DIG THE LONG BALL - The Razorbacks have hit 25 home runs as a team so far this year, the most of any team in the SEC and the eighth-highest total in the nation. In 13 of 18 games, Arkansas has hit at least one home run and in six of those games, it has hit two or more. The number of long balls is two more than the Hogs had through 18 games last year and is the most through the first 18-game stretch since the 2010 team that reached the NCAA Super Regionals. On Wednesday, Arkansas hit four home runs against Alcorn State, three coming in the first inning. In its second road game of the year at Louisiana Tech, Arkansas hit five home runs to come back from a nine-run deficit, the largest of the Dave Van Horn era.

ARLEDGE GOES STREAKING - Leading the team with a .393 batting average, senior Jake Arledge takes a 14-game hitting streak into the 2017 SEC Opening Weekend. His streak is the longest since Michael Bernal hit safely in 14-straight games in 2015. The school record for the longest hitting

streak was 30 games set by Randy Bobb in 1987. During his streak, Arledge has hit .415 with 15 runs scored and 13 RBIs. Only four of his 22 hits have been for extra-bases, but he has six multi-hit games during that span, which ties for the team lead.

JOHNSON RETURNS TO HOME STATE - 2017 will mark the first season with the Razorbacks for new pitching coach Wes Johnson. A Sherwood, Arkansas native, Johnson takes over for long time pitching coach Dave Jorn, who stepped down last summer. Johnson spent one season at Mississippi State and four seasons at Dallas Baptist before arriving at Arkansas. Last season, with the Bulldogs, Johnson developed a pitching staff that improved its ERA by more than a full run and won 44 games, its most since 1997. Johnson helped developed All-American and MLB first round pick Dakota Hudson, who won nine games and had 115 strikeouts in 2016.

HEAD OF HIS CLASS - In his career, Dave Van Horn has reached the College World Series six times, twice at Nebraska and four times at Arkansas. That total is the most for any current head coach in the SEC. Both Paul Mainieri of LSU and Kevin O'Sullivan of Florida have reached the College World Series five times.

BONAFIDE BONFIELD - Prior to the season, outfielder Luke Bonfield was named to the preseason All-SEC second team by the league coaches. The New Jersey native is coming off his best season as a Razorback in 2016 and had one of the best bats in the league as he notched 14 multi-hit games and tied for the team high with nine multi-RBI games.

2017 SEC STANDINGS

		Conference				Overall			Last 10	Streak
		W	L	Win%	GB	W	L	Win%		
WESTERN	Arkansas	0	0	0.000	--	14	4	.778	7-3	W2
	Texas A&M	0	0	0.000	--	14	4	.778	7-3	L1
	Auburn	0	0	0.000	--	14	5	.737	7-3	W4
	LSU	0	0	0.000	--	13	5	.722	6-4	L1
	Ole Miss	0	0	0.000	--	12	5	.706	5-5	W4
	Mississippi State	0	0	0.000	--	12	6	.667	6-4	W5
	Alabama	0	0	0.000	--	10	7	.588	7-3	L1
EASTERN	Missouri	0	0	0.000	--	16	1	.941	10-0	W16
	Tennessee	0	0	0.000	--	12	2	.857	9-1	W3
	Florida	0	0	0.000	--	13	5	.722	6-4	W2
	South Carolina	0	0	0.000	--	11	5	.688	7-3	W4
	Kentucky	0	0	0.000	--	12	6	.667	9-1	W4
	Vanderbilt	0	0	0.000	--	12	6	.667	7-3	W2
	Georgia	0	0	0.000	--	8	10	.444	5-5	W1

Baseball America

Week 4 (March 13)

1. Louisville	15-0
2. Florida State	13-3
3. TCU	12-3
4. Oregon State	14-1
5. Florida	12-5
6. LSU	12-4
7. Cal State Fullerton	9-5
8. East Carolina	12-4
9. Clemson	12-3
10. South Carolina	11-5
11. Texas Tech	14-3
12. Arizona	13-2
13. North Carolina	12-4
14. UL-Lafayette	9-4
15. Virginia	13-3
16. Baylor	14-2
17. Stanford	11-5
18. Ole Miss	11-5
19. St. John's	12-2
20. Coastal Carolina	11-7
21. Florida Gulf Coast	14-3
22. Texas A&M	14-3
23. Oklahoma State	9-6
24. Michigan	12-3
25. Washington	9-6

D1Baseball.com

Week 4 (March 13)

1. Florida State	13-3
2. Oregon State	14-1
3. TCU	12-3
4. Louisville	15-0
5. Florida	12-5
6. Texas Tech	14-3
7. LSU	12-4
8. South Carolina	11-5
9. Arizona	13-2
10. Cal State Fullerton	9-5
11. North Carolina	12-4
12. Stanford	11-5
13. Clemson	12-3
14. Virginia	13-3
15. UL-Lafayette	9-4
16. Ole Miss	11-5
17. Texas A&M	14-3
18. East Carolina	12-4
19. St. John's	12-2
20. Baylor	14-2
21. Michigan	12-3
22. Florida Gulf Coast	14-3
23. Coastal Carolina	11-7
24. Vanderbilt	11-6
25. San Diego	10-3

Perfect Game

Week 4 (March 13)

1. Louisville	15-0
2. TCU	12-3
3. Florida State	13-3
4. Oregon State	14-1
5. Florida	12-5
6. LSU	12-4
7. South Carolina	11-5
8. Texas Tech	14-3
9. UL-Lafayette	9-4
10. East Carolina	12-4
11. Clemson	12-3
12. North Carolina	12-4
13. Stanford	11-5
14. Ole Miss	11-5
15. Vanderbilt	11-6
16. Cal State Fullerton	9-5
17. Arizona	13-2
18. Oklahoma State	9-6
19. Baylor	14-2
20. Texas A&M	14-3
21. Texas	12-6
22. Florida Gulf Coast	14-3
23. Washington	9-6
24. Houston	9-5
25. Virginia	13-3

USA Today/ESPN

Week 4 (March 13)

1. Louisville (12)	15-0
2. Oregon State (5)	14-1
3. Florida State (5)	13-3
4. TCU (7)	12-3
5. Florida (1)	12-5
6. Texas Tech	14-3
7. LSU	12-4
8. Arizona	13-2
9. North Carolina	12-4
10. Clemson	12-3
11. Virginia	13-3
12. South Carolina	11-5
13. Texas A&M	14-3
14. Baylor	14-2
15. Cal State Fullerton	9-5
16. St. John's	12-2
17. East Carolina	12-4
18. Stanford	11-5
19. Ole Miss	11-5
20. UL-Lafayette	9-4
21. Oklahoma	17-2
22. Michigan	12-3
23. Vanderbilt	11-6
24. Louisiana Tech	13-2
25. Missouri	15-1

Collegiate Baseball

Week 4 (March 13)

1. Oregon State	14-1
2. Louisville	15-0
3. TCU	12-3
4. Texas Tech	14-3
5. Arizona	13-2
6. Florida State	13-3
7. LSU	12-4
8. Florida	12-5
9. St. John's	12-2
10. Baylor	14-2
11. Texas A&M	14-3
12. Oklahoma	17-2
13. North Carolina	12-4
14. Clemson	12-3
15. Virginia	13-3
16. South Carolina	11-5
17. Michigan	12-3
18. East Carolina	12-4
19. Vanderbilt	11-6
20. Stanford	11-5
21. Cal State Fullerton	9-5
22. Florida Gulf Coast	14-3
23. Missouri	15-1
24. Tennessee	11-2
25. UC Irvine	9-5
26. San Diego	10-3
27. Texas	12-6
28. UL-Lafayette	9-4
29. Oregon	11-4
30. Ole Miss	11-5

NCBWA

Week 4 (March 13)

1. Louisville	15-0
2. Oregon State	14-1
3. TCU	12-3
4. Florida State	13-3
5. Florida	12-5
6. Arizona	13-2
7. LSU	12-4
8. Texas Tech	14-3
9. South Carolina	11-5
10. Baylor	14-2
11. Clemson	12-3
12. Cal State Fullerton	9-5
13. North Carolina	12-4
14. Texas A&M	14-3
15. Virginia	13-3
16. Stanford	11-5
17. St. John's	12-2
18. East Carolina	12-4
19. UL-Lafayette	9-4
20. Oklahoma	17-2
21. Coastal Carolina	11-7
22. Michigan	12-3
23. Louisiana Tech	13-2
24. Florida Gulf Coast	14-3
25. San Diego	10-3
26. Ole Miss	11-5
27. UCF	14-3
28. Missouri	15-1
29. Vanderbilt	11-6
30. Tennessee	11-2

Arkansas Week-By-Week in the Polls

	BA	D1	PG	USA TODAY	CB	NCBWA
Preseason	NR	NR	NR	NR	NR	NR
Week 1	NR	NR	NR	NR	NR	NR
Week 2	NR	24	NR	NR	NR	20
Week 3	NR	NR	NR	NR	NR	30
Week 4	NR	NR	NR	NR	NR	NR
Week 5	--	--	--	--	--	--
Week 6	--	--	--	--	--	--
Week 7	--	--	--	--	--	--
Week 8	--	--	--	--	--	--
Week 9	--	--	--	--	--	--
Week 10	--	--	--	--	--	--
Week 11	--	--	--	--	--	--
Week 12	--	--	--	--	--	--
Week 13	--	--	--	--	--	--
Week 14	--	--	--	--	--	--
Week 15	--	--	--	--	--	--
Final	--	--	--	--	--	--

BA - Baseball America

ESPN - USA Today/ESPN

CB - Collegiate Baseball

NCBWA - National Collegiate Baseball Writers Association

PG - Perfect Game

D1 - D1Baseball.com

Head Coach Dave Van Horn



PERSONAL

Born: Sept. 17, 1960
 Hometown: Kansas City, Mo.
 Alma Mater: Arkansas (1988)
 Masters of Science: East Texas State Univ. (1992)
 Wife: Karen
 Children: Hollan, Mariel
 Named Head Coach at Arkansas: June 21, 2002

PLAYING HISTORY

1982-1984 Atlanta Braves Organization
 1982 MLB Draft: 10th Rd (Braves)
 1982 Arkansas
 1980-1981 McLennan (Texas) CC

COACHING HONORS

2004 SEC Coach of the Year
 2001 Baseball America National Coach of the Year
 2001 BIG 12 Coach of the Year
 2001 ABCA Midwest Region Coach of the Year
 2000 ABCA Midwest Region Coach of the Year
 1997 Southland Coach of the Year
 1995 Southland Coach of the Year
 1994 NCAA Division II Coach of the Year
 1994 ABCA Central Region Coach of the Year

HALL OF FAME

2013 Inducted into Winnetonka HS HOF
 2012 Inducted into Ban Johnson League HOF
 2001 Inducted into Central Missouri State HOF

After finishing his 14th season at the helm of the Arkansas baseball program in 2015-16, head coach Dave Van Horn continues to elevate the Razorbacks to one of the nation's premier teams year in and year out. Over his 14 seasons as head Hog, Van Horn has led Arkansas to four College World Series appearances, 13 NCAA Tournament berths, one Southeastern Conference overall title, three SEC Western Division championships and a total of 550 wins.

The highly decorated coach has both individual and team honors throughout his 27-year coaching resume, beginning at Texarkana (Texas) Community College all the way through the present. Individually, he has been named national coach of the year twice, regional coach of the year twice and conference coach of the year four times. His teams have made six College World Series appearances, won five outright conference championships, a Division II National Championship and made 17 appearances in the NCAA Tournament. Van Horn is one of only 11 coaches in NCAA history to lead two programs to the College World Series.

Since joining the Razorbacks as head coach, Van Horn has led his teams to an SEC Championship, three SEC Western Division titles, 14 NCAA Tournament berths and four College World Series appearances. His players have earned 17 All-America honors, 24 All-SEC nods, 104 SEC Academic Honor Roll spots and 11 Capital One Academic All-District accolades. Not resting on his laurels, Van Horn has kept his competitive juices flowing as he seeks to bring a national championship to his alma mater.

With Van Horn's success over the years, fans have also flocked to Baum Stadium and last year was no different. In 2016, Arkansas finished fourth in the nation in average attendance (7,815) and fifth in total attendance (265,718). It's the fourth straight year that Arkansas has finished in the top-five nationally in attendance, while boasting one of the best stadiums in college baseball.

DVH AGAINST 2017 OPPONENTS				
	W/L	Home	Away	Neutral
Alabama	25-22	14-7	9-12	2-3
Alcorn State	3-0	3-0	--	--
Arizona	0-2	--	--	0-2
Auburn	24-18	12-9	12-9	--
Bryant	4-1	3-0	--	1-1
Georgia	17-13	9-6	8-6	0-1
Grambling State	5-0	5-0	--	--
Grand Canyon	--	--	--	--
Kansas State	12-7	7-0	4-7	1-0
Louisiana Monroe	4-1	3-1	--	1-0
Louisiana State (LSU)	16-34	8-13	7-14	1-7
Louisiana Tech	15-4	6-1	6-3	3-0
Memphis	5-1	--	3-0	2-1
Miami (Ohio)	4-0	3-0	--	1-0
Mississippi State	21-23	10-11	10-11	1-1
Missouri	7-2	4-2	3-0	0-0
Missouri State	15-7	9-5	6-2	--
Nebraska	4-5	2-2	1-3	1-0
New Orleans	2-0	2-0	--	--
Oklahoma State	5-5	2-3	2-1	1-1
Ole Miss	20-30	8-13	8-13	4-4
Rhode Island	2-1	2-1	--	--
Tennessee	20-12	9-5	9-6	2-1
Texas A&M	9-8	5-4	3-4	1-0
Texas Tech	2-0	--	--	2-0
Vanderbilt	14-19	10-7	6-8	0-4

VAN HORN'S CAREER NUMBERS

Year	School	Record	Pct.	Conf.	Place	Tourn.	NCAA
1989	Texarkana CC	39-18	.684	NA	NA	NA	--
1990	Texarkana CC	44-14	.759	NA	NA	NA	--
1991	Texarkana CC	45-12	.789	NA	NA	NA	--
1992	Texarkana CC	48-10	.827	NA	1st	NA	--
1993	Texarkana CC	38-18	.678	NA	NA	NA	--
	<i>Totals</i>	<i>214-72</i>	<i>.748</i>	--	--	--	--
1994	Central Missouri State	51-11	.823	15-1	1st (Div.)	1st (4-1)	NCAA DII Champs
	<i>Totals</i>	<i>51-11</i>	<i>.823</i>	<i>15-1</i>	--	<i>1 (4-1)</i>	--
1995	Northwestern State	37-15	.711	19-5	1st	DNP (0-2)	--
1996	Northwestern State	34-27	.557	14-16	2nd (Div.)	2nd (3-2)	--
1997	Northwestern State	35-23	.603	19-9	1st	DNP (0-2)	--
	<i>Totals</i>	<i>106-65</i>	<i>.620</i>	<i>52-30</i>	--	<i>3 (3-6)</i>	--
1998	Nebraska	24-20	.545	10-13	7th	DNQ	DNQ
1999	Nebraska	42-18	.700	16-9	5th	1st (4-0)	NCAA (1-2)
2000	Nebraska	51-17	.750	21-9	2nd	1st (5-1)	NCAA (4-2)
2001	Nebraska	50-16	.758	20-8	1st	1st (4-0)	CWS (5-2)
2002	Nebraska	47-21	.691	16-11	2nd	2nd (3-1)	CWS (5-3)
	<i>Totals</i>	<i>214-92</i>	<i>.699</i>	<i>67-39</i>	--	<i>4 (16-2)</i>	<i>4 (15-9)</i>
2003	Arkansas	35-22	.612	14-16	6th West	T-7th (0-2)	NCAA (1-2)
2004	Arkansas	45-24	.652	19-11	T-1st Overall	4th (2-2)	CWS (6-3)
2005	Arkansas	39-22	.636	13-17	T-5th West	T-7th (0-2)	NCAA (2-2)
2006	Arkansas	39-21	.650	18-12	2nd West	T-7th (0-2)	NCAA (1-2)
2007	Arkansas	43-21	.672	18-12	1st West	2nd (3-1)	NCAA (2-2)
2008	Arkansas	34-24	.586	14-15	4th West	DNQ	NCAA (0-2)
2009	Arkansas	41-24	.631	14-15	4th West	4th (2-2)	CWS (7-2)
2010	Arkansas	43-21	.672	18-12	2nd West	T-7th (0-2)	NCAA (3-3)
2011	Arkansas	40-22	.645	15-15	1st West	T-3rd (2-2)	NCAA (2-2)
2012	Arkansas	46-22	.676	16-14	T-2nd West	T-9th (0-2)	CWS (7-3)
2013	Arkansas	39-22	.639	18-11	2nd West	T-3rd (2-1)	NCAA (2-2)
2014	Arkansas	40-25	.615	16-14	4th West	T-3rd (3-2)	NCAA (2-2)
2015	Arkansas	40-25	.615	17-12	3rd West	T-5th (2-2)	CWS (5-3)
2016	Arkansas	26-29	.473	7-23	7th West	DNQ	DNQ
2017	Arkansas	14-4	.875	0-0	--	--	--
	<i>Totals</i>	<i>564-328</i>	<i>.631</i>	<i>217-199</i>	--	<i>12 (16-22)</i>	<i>13 (40-30)</i>
	<i>Career Totals</i>	<i>1149-568</i>	<i>.669</i>	<i>351-269</i>	--	<i>39-31 (.557)</i>	<i>55-39 (.585)</i>



Numerical Roster

No.	Player	Pos.	B/T	Yr.	Ht.	Wt.	Hometown/Previous School
3	Jared Gates	INF	L/R	Jr	6-0	190	Wichita, Kan. / Wichita Northwest HS / Iowa West. CC
4	Matt Burch	INF	L/R	Fr	5-8	175	Gurnee, Ill. / Warren Township HS
5	Cody Scroggins	RHP	R/R	So	6-0	185	Bentonville, Ark. / Bentonville HS
6	Hunter Wilson	INF	L/R	Jr	5-10	170	Spiro, Okla. / Spiro HS / Stephen F. Austin / Eastern Ok. St. JC
7	Jack Kenley	INF	L/R	Fr	6-0	180	Germantown, Tenn. / Houston HS
8	Eric Cole	OF	S/R	So	5-11	195	Southlake, Texas / Southlake Carroll HS
9	Jax Biggers	INF	L/R	So	5-11	175	Missouri City, Texas / Ridge Point HS / Cisco JC
10	Josh Alberius	RHP	R/R	R-Sr	5-11	180	Little Rock, Ark. / Little Rock Christian Academy
11	Keaton McKinney	RHP	R/R	Jr	6-5	225	Ankeny, Iowa / Centennial HS
12	Alex Ronnebaum	INF	L/R	Fr	6-4	195	Overland Park, Kan. / Blue Valley West HS
13	Jordan McFarland	INF/OF	R/R	Fr	6-3	220	Waterloo, Ill. / Waterloo HS
15	Jake Arledge	OF	R/R	Sr	5-9	180	Huntington Beach, Calif. / Panola JC
16	Blaine Knight	RHP	R/R	So	6-3	165	Bryant, Ark. / Bryant HS
17	Luke Bonfield	OF	R/R	Jr	6-3	215	Skillman, N.J. / IMG Academy
18	Anthony Dahl	RHP	R/R	So	6-4	200	Angleton, Texas / Brazoswood HS
20	Carson Shaddy	3B/C/OF	R/R	R-Jr	5-11	185	Fayetteville, Ark. / Fayetteville HS
21	Kacey Murphy	LHP	L/L	So	6-0	190	Rogers, Ark. / Rogers Heritage HS
24	Chad Spanberger	INF/OF	L/R	Jr	6-3	240	Granite City, Ill. / Granite City HS
25	Dominic Taccolini	RHP	R/R	Sr	6-3	220	Sugar Land, Texas / Kempner HS
27	Evan Lee	LHP/OF	R/L	Fr	6-2	190	Bryant, Ark. / Bryant HS
28	Dominic Fletcher	OF	L/L	Fr	5-9	175	Cypress, Calif. / Cypress HS
29	Angus Denton	RHP	R/R	Fr	5-11	160	Beebe, Ark. / Beebe HS
30	Brenden Heiss	RHP	R/R	Fr	6-1	190	Algonquin, Ill. / Jacobs HS
32	Matt Cronin	LHP	L/L	Fr	6-2	190	Navarre, Fla. / Navarre HS
33	Grant Koch	C	R/R	So	6-0	195	Fayetteville, Ark. / Fayetteville HS
34	Jake Reindl	RHP	R/R	So	6-1	200	Fayetteville, Ark. / Shiloh Christian
35	Jacob Kostyshock	RHP	R/R	Fr	6-4	175	O'Fallon, Mo. / Francis Howell HS
36	Cannon Chadwick	RHP	R/R	Sr	6-0	195	Paris, Texas / Paris Junior College
37	Weston Rogers	LHP	L/L	So	6-4	215	Springdale, Ark. / Har-Ber HS
38	Jordan Rodriguez	LHP	L/L	Sr	5-11	190	Houston, Texas / Alvin CC
39	Dylan Thompson	LHP	L/L	Fr	6-3	195	Little Rock, Ark. / Catholic HS
42	Jaxon Williams	INF	R/R	Fr	5-8	165	Rosenberg, Texas / B.F. Terry HS
43	Sammy Blair	OF	R/R	Fr	5-9	175	Navasota, Texas / Navasota HS
44	Alex Gosser	C	L/R	Sr	6-0	215	North Little Rock, Ark. / North Little Rock HS
45	Kevin Kopps	RHP	R/R	R-Fr	6-0	195	Sugar Land, Texas / George Ranch HS
46	Barrett Loseke	RHP	R/R	So	6-0	180	Tulsa, Okla. / Jenks HS
48	Trevor Stephan	RHP	R/R	Jr	6-5	225	Magnolia, Texas / Magnolia West HS / Hill College
49	Harrison Heffley	LHP	L/L	Fr	6-3	180	Rogers, Ark. / Rogers HS
50	Ben Bailey	C	L/R	Fr	5-10	180	North Little Rock, Ark. / North Little Rock HS
51	Lucas Krull	LHP	L/L	Fr	6-7	242	Shawnee, Kan. / Mill Valley HS
52	Jackson Rutledge	LHP	L/L	Fr	6-4	180	Benton, La. / Benton HS
53	Noah Miller	RHP	R/R	Fr	6-4	180	Van Buren, Ark. / Van Buren HS
54	Zack Plunkett	RHP/C	R/R	Jr	6-2	205	Hurst, Texas / TCU / L.D. Bell HS
55	Isaiah Campbell	RHP	R/R	So	6-4	220	Olathe, Kan. / Olathe South HS

Coaches and Support Staff

Head Coach:	2 Dave Van Horn, 15th Season (Arkansas, 1988)
Assistant Coach:	22 Tony Vitello, 4th Season (Missouri, 2002)
Assistant Coach:	40 Wes Johnson 1st Season (Arkansas-Monticello 1994)
Volunteer Assistant Coach:	14 Josh Elander, 1st Season (TCU, 2016)
Student Asst. Coaches:	1 Rick Nomura, 1st Season; 41 Cullen Gassaway, 1st Season
Director of Operations:	Clay Goodwin, 10th Season (Arkansas, 2005)
Athletic Trainer:	Corey Wood (East Carolina, 2008)
Strength & Conditioning Managers:	Mike Strouhal (University of Saint Mary, 2003) Michael McCann, Hayden Sutton, Zach Barr, Cale Petrie

Pronunciation Guide

Josh Alberius	al-BEER-ee-us	Carson Shaddy	shad-EE
Grant Koch	Cook	Trevor Stephan	STEF-fan
Brenden Heiss	HIGH-sss	Dominic Taccolini	Dom-i-nick Tac-O-Lee-nee
Jacob Kostyshock	COST-ee-shock	Josh Elander	EE-Lander
Barrett Loseke	LOW-ski	Tony Vitello	VIE-tell-oh
Rick Nomura	NO-mura		
Jake Reindl	RINE-dull		
Alex Ronnebaum	Ronnie-Baum		

2017 Overall Statistics



2017 Arkansas Baseball Overall Statistics for Arkansas (as of Mar 16, 2017) (All games Sorted by Batting avg)



Record: 14-4 Home: 12-1 Away: 1-1 Neutral: 1-2 SEC: 0-0

Player	avg	gp-gs	ab	r	h	2b	3b	hr	rbi	tb	slg%	bb	hp	so	gdp	ob%	sf	sh	sb-att	po	a	e	fld%	
15 Jake Arledge	.393	16-15	56	16	22	1	0	3	13	32	.571	10	2	12	1	.493	1	3	4-5	28	5	0	1.000	
20 Carson Shaddy	.333	16-16	51	14	17	4	0	3	16	30	.588	9	7	16	0	.485	1	0	3-5	25	29	7	.885	
33 Grant Koch	.319	18-18	69	18	22	8	1	5	19	47	.681	10	0	9	0	.405	0	0	1-2	131	15	0	1.000	
17 Luke Bonfield	.288	18-18	73	15	21	4	0	3	16	34	.466	8	0	10	1	.354	1	0	0-1	11	0	0	1.000	
9 Jax Biggers	.286	18-17	56	14	16	4	0	1	8	23	.411	13	1	9	1	.429	0	1	1-1	16	42	1	.983	
28 Dominic Fletcher	.281	16-16	57	17	16	2	0	5	13	33	.579	9	2	7	0	.391	1	0	0-0	29	1	0	1.000	
24 Chad Spanberger	.213	14-12	47	11	10	1	0	2	6	17	.362	5	3	15	2	.321	1	0	0-0	70	3	3	.961	
8 Eric Cole	.154	14-12	52	7	8	1	0	1	4	12	.231	3	1	11	1	.214	0	1	1-1	15	0	0	1.000	

6 Hunter Wilson	.310	14-10	29	3	9	0	0	0	6	9	.310	3	1	2	0	.394	0	1	0-1	4	16	0	1.000	
42 Jaxon Williams	.300	14-7	30	6	9	2	1	0	13	13	.433	4	0	9	1	.371	1	0	0-0	18	25	2	.956	
4 Matt Burch	.294	8-3	17	1	5	2	0	0	0	7	.412	2	0	3	0	.368	0	0	0-0	1	5	0	1.000	
27 Evan Lee	.292	6-5	24	6	7	1	0	0	4	8	.333	1	1	5	0	.346	0	0	0-0	3	1	0	1.000	
13 Jordan McFarland	.265	11-10	34	8	9	0	0	2	9	15	.441	8	1	9	0	.409	1	0	1-1	79	4	0	1.000	
44 Alex Gosser	.250	6-3	12	3	3	0	0	0	1	3	.250	1	0	1	1	.286	1	0	0-0	42	2	0	1.000	
7 Jack Kenley	.000	6-0	4	2	0	0	0	0	0	0	.000	2	1	1	1	.429	0	0	0-0	1	6	0	1.000	
10 Josh Alberius	.000	2-0	0	0	0	0	0	0	0	0	.000	0	0	0	0	.000	0	0	0-0	0	2	0	1.000	
36 Cannon Chadwick	.000	1-0	0	1	0	0	0	0	0	0	.000	1	0	0	0	1.000	0	0	0-0	0	2	1	.667	
Totals	.285	18	611	142	174	30	2	25	128	283	.463	89	20	119	9	.389	8	6	11-17	480	172	17	.975	
Opponents	.227	18	600	70	136	23	3	10	66	195	.325	55	14	190	8	.305	4	6	5-10	450	155	32	.950	

LOB - Team (143), Opp (129). DPs turned - Team (8), Opp (10). CI - Team (0), Opp (1). Picked off - C. Shaddy 1.

(All games Sorted by Earned run avg)

Player	era	w-l	app	gs	cg	sho	sv	ip	h	r	er	bb	so	2b	3b	hr	b/avg	wp	hp	bk	sfa	sha
48 Trevor Stephan	0.75	3-0	4	4	0	0/0	0	24.0	10	5	2	7	32	1	0	1	.120	1	1	0	2	1
16 Blaine Knight	2.79	1-1	4	4	0	0/1	0	19.1	18	7	6	1	23	5	0	1	.243	0	1	0	0	1
10 Josh Alberius	4.00	0-3	6	3	0	0/0	1	18.0	16	11	8	5	19	3	0	1	.242	0	1	0	0	0

29 Angus Denton	0.00	0-0	4	0	0	0/0	0	2.2	2	0	0	1	3	0	0	0	.200	0	0	0	0	0
36 Cannon Chadwick	1.46	2-0	8	0	0	0/1	0	12.1	11	4	2	1	17	2	1	1	.234	2	1	0	1	1
32 Matt Cronin	1.80	0-0	3	0	0	0/0	0	5.0	2	1	1	2	9	0	0	1	.118	0	0	0	0	0
45 Kevin Kopps	2.13	1-0	5	2	0	0/0	0	12.2	8	3	3	8	11	0	0	1	.186	0	1	0	0	1
46 Barrett Loseke	2.25	2-0	4	0	0	0/0	0	12.0	8	3	3	5	15	0	0	1	.186	0	2	0	0	0
21 Kacey Murphy	3.38	2-0	5	2	0	0/0	0	10.2	12	4	4	4	17	2	0	0	.279	0	0	0	0	0
34 Jake Reindl	3.52	0-0	5	0	0	0/1	0	7.2	10	3	3	3	6	3	1	0	.323	1	0	0	0	0
5 Cody Scroggins	3.86	0-0	3	0	0	0/0	0	2.1	3	1	1	1	1	0	1	0	.273	1	1	0	0	0
27 Evan Lee	5.06	0-0	4	1	0	0/0	0	5.1	3	4	3	2	5	1	0	2	.158	1	1	0	0	1
30 Brenden Heiss	6.00	0-0	2	0	0	0/0	0	3.0	2	2	2	1	1	0	0	1	.200	0	1	0	0	0
25 Dominic Taccolini	6.19	3-0	6	2	0	0/0	0	16.0	18	11	11	8	19	2	0	0	.286	3	3	0	1	1
35 Jacob Kostyshock	7.36	0-0	3	0	0	0/0	0	3.2	2	3	3	3	4	0	0	0	.154	1	1	0	0	0
37 Weston Rogers	7.71	0-0	5	0	0	0/0	0	4.2	8	5	4	2	7	3	0	0	.364	1	0	0	0	0
55 Isaiah Campbell	40.50	0-0	1	0	0	0/0	0	0.2	3	3	3	1	1	1	0	0	.600	1	0	0	0	0
Totals	3.32	14-4	18	18	0	1/1	1	160.0	136	70	59	55	190	23	3	10	.227	12	14	0	4	6
Opponents	7.14	4-14	18	18	0	2/2	4	150.0	174	142	119	89	119	30	2	25	.285	17	20	3	8	6

PB - Team (1), G. Koch 1, Opp (3). Pickoffs - Team (3), B. Knight 1, K. Kopps 1, C. Chadwick 1, Opp (1). SBA/ATT - G. Koch (2-6), J. Alberius (0-2), W. Rogers (2-2), A. Gosser (2-2), T. Stephan (1-1), C. Shaddy (1-1), K. Murphy (0-1), D. Taccolini (1-1), C. Chadwick (0-1), K. Kopps (0-1), B. Loseke (1-1).





2017 Arkansas Baseball Miscellaneous Stats for Arkansas (as of Mar 16, 2017) (All games)



Starting Lineup By Position (Team W-L record when starter)

PITCHER:		
48 Trevor Stephan	4	(4-0)
16 Blaine Knight	4	(3-1)
10 Josh Alberius	3	(0-3)
45 Kevin Kopps	2	(2-0)
25 Dominic Taccolini	2	(2-0)
21 Kacey Murphy	2	(2-0)
27 Evan Lee	1	(1-0)
CATCHER:		
33 Grant Koch	15	(11-4)
44 Alex Gosser	3	(3-0)
FIRST BASE:		
13 Jordan McFarland	10	(8-2)
24 Chad Spanberger	8	(6-2)
SECOND BASE:		
20 Carson Shaddy	11	(9-2)
42 Jaxon Williams	7	(5-2)
THIRD BASE:		
6 Hunter Wilson	9	(7-2)
24 Chad Spanberger	4	(4-0)
20 Carson Shaddy	4	(2-2)
4 Matt Burch	1	(1-0)
SHORTSTOP:		
9 Jax Biggers	17	(13-4)
6 Hunter Wilson	1	(1-0)
LEFT FIELD:		
17 Luke Bonfield	13	(11-2)
15 Jake Arledge	5	(3-2)
CENTER FIELD:		
28 Dominic Fletcher	16	(12-4)
15 Jake Arledge	1	(1-0)
8 Eric Cole	1	(1-0)
RIGHT FIELD:		
15 Jake Arledge	9	(7-2)
8 Eric Cole	8	(6-2)
27 Evan Lee	1	(1-0)
DESIGNATED HITTER:		
17 Luke Bonfield	5	(3-2)
27 Evan Lee	4	(3-1)
8 Eric Cole	3	(2-1)
33 Grant Koch	3	(3-0)
4 Matt Burch	2	(2-0)
20 Carson Shaddy	1	(1-0)

Starting Lineup By Lineup Spot (Team W-L record when starter)

LEADOFF:		
15 Jake Arledge	11	(8-3)
8 Eric Cole	7	(6-1)
2ND SPOT:		
24 Chad Spanberger	6	(5-1)
8 Eric Cole	5	(3-2)
15 Jake Arledge	3	(2-1)
27 Evan Lee	2	(2-0)
9 Jax Biggers	2	(2-0)
3RD SPOT:		
17 Luke Bonfield	18	(14-4)
CLEANUP:		
33 Grant Koch	18	(14-4)
5TH SPOT:		
28 Dominic Fletcher	15	(11-4)
27 Evan Lee	1	(1-0)
13 Jordan McFarland	1	(1-0)
20 Carson Shaddy	1	(1-0)
6TH SPOT:		
20 Carson Shaddy	15	(11-4)
28 Dominic Fletcher	1	(1-0)
4 Matt Burch	1	(1-0)
13 Jordan McFarland	1	(1-0)
7TH SPOT:		
13 Jordan McFarland	5	(4-1)
24 Chad Spanberger	5	(4-1)
44 Alex Gosser	2	(2-0)
27 Evan Lee	2	(1-1)
9 Jax Biggers	2	(1-1)
42 Jaxon Williams	1	(1-0)
4 Matt Burch	1	(1-0)
8TH SPOT:		
9 Jax Biggers	7	(6-1)
42 Jaxon Williams	4	(2-2)
13 Jordan McFarland	3	(2-1)
44 Alex Gosser	1	(1-0)
15 Jake Arledge	1	(1-0)
24 Chad Spanberger	1	(1-0)
4 Matt Burch	1	(1-0)
9TH SPOT:		
6 Hunter Wilson	10	(8-2)
9 Jax Biggers	6	(4-2)
42 Jaxon Williams	2	(2-0)



2017 Arkansas Baseball Games Summary for Arkansas (as of Mar 16, 2017) (All games)



Score by innings	1	2	3	4	5	6	7	8	9	Total
Arkansas	20	14	22	6	24	25	19	7	5	142
Opponents	8	10	8	5	5	11	6	12	5	70

Record when ...

Overall	14-4	After 6 leading	12-0
Conference	0-0 trailing	2-4
Non-Conference	14-4 tied	0-0
Home games	12-1	After 7 leading	13-0
Away games	1-1 trailing	0-4
Neutral site	1-2 tied	1-0
Day games	12-3	After 8 leading	13-0
Night games	2-1 trailing	0-4
vs Left starter	4-1 tied	1-0
vs Right starter	10-3		
1-Run games	2-1	Hit 0 home runs	2-3
2-Run games	0-0	... 1 home run	6-1
5+Run games	8-1	... 2+ home runs	6-0
Extra innings	0-0		
Shutouts	1-2	Opponent 0 home runs	8-3
	 1 home run	3-1
	 2+ HRs	3-0
Scoring 0-2 runs	0-2		
..... 3-5 runs	4-2		
..... 6-9 runs	1-0	Made 0 errors	4-1
..... 10+ runs	9-0 1 error	8-2
	 2+ errors	2-1
Opponent 0-2 runs	7-0		
..... 3-5 runs	3-3	Opp. made 0 errors	3-2
..... 6-9 runs	3-1 1 error	4-0
..... 10+ runs	1-0 2+ errors	7-2
Scored in 1st inning	6-1	Out-hit opponent	10-0
Opp. scored in 1st	2-2	Out-hit by opponent	3-4
Scores first	10-1	Hits are tied	1-0
Opp. scores first	4-3		

Record when team scores:

Runs	0	1	2	3	4	5	6	7	8	9	10+
W-L	0-2	0-0	0-0	2-2	0-0	2-0	0-0	1-0	0-0	0-0	9-0

Record when opponent scores:

Runs	0	1	2	3	4	5	6	7	8	9	10+
W-L	1-0	2-0	4-0	2-2	0-1	1-0	1-0	1-0	1-1	0-0	1-0

Record when leading after:

Inn.	1	2	3	4	5	6	7	8
W-L	6-0	10-1	10-1	9-1	9-1	12-0	13-0	13-0

Record when trailing after:

Inn.	1	2	3	4	5	6	7	8
W-L	1-2	1-1	3-2	3-2	3-3	2-4	0-4	0-4

Record when tied after:

Inn.	1	2	3	4	5	6	7	8
W-L	7-2	3-2	1-1	2-1	2-0	0-0	1-0	1-0



#16 BLAINE KNIGHT

RHP • 6-3 • 165 • SOPHOMORE
BRYANT, ARKANSAS
BRYANT HS



CAREER HIGHS

Category	High	Opponent (Last)	Date
Innings	6.0	vs. No. 5 Arizona	3/3/17
Longest Start	6.0	vs. No. 5 Arizona	3/3/17
Shortest Start	2.0	2x (at Ok. St.)	3/29/16
Longest Relief	4.1	W. Illinois	3/12/16
Hits	7	E. Illinois	3/5/16
Runs	5	2x (at LSU)	5/7/16
Earned Runs	5	E. Illinois	3/5/16
Walks	2	2x (at LSU)	5/7/16
Strikeouts	10	vs. No. 5 Arizona	3/3/17

CAREER VS. 2017 OPPONENTS

Team	ERA	W-L	G-GS	IP	H	R	ER	BB-K
Oklahoma St.	12.85	0-0	2-1	2.1	4	3	3	1-1
ULM	0.00	0-0	1-1	3.0	1	0	0	1-3
Miss. St.	2.25	0-0	1-1	4.0	5	2	1	1-1
Missouri	3.00	0-0	1-0	3.1	4	1	1	1-2
Grambling	0.00	0-0	1-0	2.0	3	0	0	0-0
Alabama	4.29	0-0	1-1	4.2	4	2	2	1-4
LSU	0.00	0-0	1-0	3.2	6	5	0	2-8
Ole Miss	0.00	0-0	1-0	4.0	3	0	0	1-6
Texas A&M	4.29	0-1	2-0	2.1	3	2	1	0-1

2016 HIGHLIGHTS

- Made 18 appearances on the mound, good for third-highest on the team.
- Was part of the opening weekend rotation against Central Michigan.
- Compiled a 2.98 ERA, the lowest ERA among Razorback pitchers with 10 or more appearances.
- Had one save in his 11 relief appearances.
- Struck out 46 batters and walked just 14 over his 48.1 innings of work.
- Ranked third on the team in strikeouts.
- Improved in SEC action with a 1.78 ERA over 25.1 innings.
- His ERA was the lowest on team among pitchers with 10 innings or more in SEC play.
- Gave up just five earned runs in nine conference appearances and struck out 25 batters.
- Made first collegiate start vs. Central Michigan (Feb. 20), going 5.0 innings and giving up just two earned runs, while striking out three in his first career win.
- Seven of his final nine appearances came in relief.
- Had stretch of eight-straight games without giving up an earned run.
- During the eight-game stretch, he only allowed one unearned run on 11 hits and struck out 14.
- Had one of the best outings of the year at No. 13 LSU, going 3.2 innings out of the bullpen and striking out a season-high eight batters.
- Picked up only save against No. 18 Oklahoma State, getting final out on three pitches.
- Never allowed more than two walks in an outing.
- Recorded five or more strikeouts vs. Western Illinois (March 12), at No. 14 Ole Miss (April 8), and at No. 13 LSU (May 7).

KNIGHT'S CAREER APPEARANCES

Blaine Knight 2016 Game-By-Game (Freshman)
(18 Appearances, 7 Starts)

Date	Opponent	IP	H	R-ER	BB	K	Result
2/20/16	Central Michigan*	5.0	4	2-2	0	3	W, 1-0
2/27/16	vs. #9 Houston*	2.0	4	1-1	1	3	ND
3/5/16	Eastern Illinois*	3.1	7	5-5	1	4	ND
3/12/16	Western Illinois	4.1	3	0-0	2	5	W, 2-0
3/16/16	Grambling St.	2.0	3	0-0	0	0	ND
3/29/16	at #16 Oklahoma St.*	2.0	4	3-3	1	1	ND
4/2/16	Missouri	3.1	4	1-1	1	2	ND
4/8/16	at #14 Ole Miss	4.0	3	0-0	1	6	ND
4/12/16	ULM*	3.0	1	0-0	1	3	ND
4/16/16	#2 Florida	1.0	2	1-0	1	1	ND
4/19/16	#25 Creighton	1.0	1	0-0	0	2	ND
4/23/16	at #12 Kentucky	2.1	3	0-0	1	2	ND
4/26/16	#18 Oklahoma St.	0.1	0	0-0	0	0	ND
4/30/16	#2 Texas A&M	1.0	1	0-0	0	0	ND
4/30/16	#2 Texas A&M	1.1	2	2-1	0	1	L, 2-1
5/7/16	at #13 LSU	3.2	6	5-0	2	8	ND
5/15/16	Alabama*	4.2	4	2-2	1	4	ND
5/21/16	at #4 Mississippi St.*	4.0	5	2-1	1	1	ND
TOTALS	18 G, 7 GS	48.1	57	24-16	14	46	2-1

Blaine Knight 2017 Game-By-Game (Freshman)
(3 Appearances, 3 Starts)

Date	Opponent	IP	H	R-ER	BB	K	Pitches	Result
2/17/17	Miami (Ohio)*	4.0	3	0-0	0	5	72	W, 7-0
2/24/17	Bryant*	5.0	4	3-3	1	4	79	W, 11-8
3/3/17	vs. No. 5 Arizona*	6.0	5	2-1	0	10	81	L, 3-0
3/10/17	Rhode Island*	4.1	6	2-2	0	4	56	W, 5-2
TOTALS	4 G, 4 GS	19.1	18	7-6	1	23		1-1

2017 HIGHLIGHTS

- Named Opening Day starter vs. Miami (Ohio).
- Won his first start of the year for the second straight season after a 4.0 inning, five strikeout performance against the RedHawks.
- Went five innings in his second start of the year against Bryant, striking out four and walking only one.
- Had a career-high in innings for the second straight game by going 6.0 against No. 5 Arizona at the Frisco Classic.
- Struck out a career-high 10 Wildcat batters in the outing.
- Currently has the second-lowest ERA on the team (2.79), but only has one walk, the lowest among all starting pitchers.
- Is one of five pitchers in the SEC and one of four starting pitchers with one walk or less this season.
- Held Arizona to its lowest run total of the season when allowing just two runs, one being earned. The Wildcats were averaging more than 11 runs per game before facing Knight.

#48 TREVOR STEPHAN

RHP • 6-5 • 225 • JUNIOR
MAGNOLIA, TEXAS
HILL COLLEGE



STEPHAN'S CAREER APPEARANCES

Trevor Stephan 2017 Game-By-Game (Freshman)
(4 Appearances, 4 Starts)

Date	Opponent	IP	H	R-ER	BB	K	Pitches	Result
2/18/17	Miami (Ohio)*	4.0	3	1-1	0	5	61	W, 5-1
2/25/17	Bryant*	5.2	2	0-0	4	6	103	W, 13-7
3/4/17	vs. Nebraska*	6.0	3	2-1	3	8	103	W, 15-5
3/10/17	Rhode Island*	8.1	2	2-0	0	13	103	W, 3-2
TOTALS	4 G, 4 GS	24.0	10	5-2	7	32		3-0

CAREER HIGHS

Category	High	Opponent (Last)	Date
Innings	8.1	Rhode Island	3/10/17
Longest Start	8.1	Rhode Island	3/10/17
Shortest Start	4.0	Miami (Ohio)	2/18/17
Longest Relief	--	--	--
Hits	3	2x (vs. Nebraska)	3/4/17
Runs	2	2x (Rhode Island)	3/10/17
Earned Runs	1	2x (vs. Nebraska)	3/4/17
Walks	4	Bryant	2/18/17
Strikeouts	13	Rhode Island	3/10/17

BIO

HILL COLLEGE

Selected as a NTJACAC first team All-Conference player ... Went 8-1 with five saves as a sophomore ... Posted a 2.88 earned run average with 88 strikeouts compared to 22 walks in 68.2 innings ... Helped lead Hill to a 39-21 record and a third-place finish at the NJCAA Region V tournament ... Played first base and third base at West High School in Magnolia, Texas.

IN THE DRAFT

2016 - Boston Red Sox, 18th round (538 overall)

PERSONAL

Son of Bill and Ashley Stephan ... Has one brother, Mitch ... Majoring in sport management.

2017 HIGHLIGHTS

- Won first Division I start vs. Miami (Ohio) after a 4.0 inning outing and giving up just one earned run and striking out five.
- Threw a season-high 103 pitches in a 13-7 victory over Bryant, his second start of the year.
- Garnered his second victory with a 5.2 inning outing, the longest by an Arkansas starter this season with a season-high six strikeouts.
- Added his team-leading third victory against Nebraska in the Frisco Classic with a 6.0 inning performance and eight strikeouts.
- Holds the lowest ERA on the team through four starts with a 0.75 ERA over 24.0 innings pitched.
- Pitched a perfect game into the 7th inning against Rhode Island, before a runner reached on an error. Ended up throwing into the ninth inning before being relieved. Tallied a career-high 13 strikeouts, the most since Jess Todd had 17 against South Carolina in the 2007 SEC Tournament.

By The Numbers

RECORD RUNDOWN

Overall	14-4
vs. Top-5 Teams	0-1
vs. Top-10 Teams	0-1
vs. Top-25 Teams	0-2
vs. Unranked Teams	14-2
At home	12-1
On the road	1-1
At neutral sites	1-2
In day games	12-3
In night games	2-1
In extra innings	0-0
Vs. teams .500 or better	2-3
Vs. teams .500 or worse	9-1
Vs. left-handed starter	4-1
Vs. right-handed starter	10-3
When starter receives decision	8-4
When reliever receives decision	6-0
When starter goes 5+ innings	6-3
When starter goes less than 5 innings	8-1
When scoring first	10-1
When opponent scores first	4-3
When leading after 6 innings	10-0
When trailing after 6 innings	2-4
When tied after 6 innings	0-0
When leading after 8 innings	13-0
When trailing after 8 innings	0-4
When tied after 8 innings	1-0
In one-run games	2-1
In two-run games	0-0
Series W-L-T	5-0-1
Series sweeps/times swept	4/0
When scoring 0-2 runs	0-2
When scoring 3-5 runs	4-3
When scoring 6-9 runs	2-0
When scoring 10+ runs	8-0
Shutouts vs. times shut out	1/2
When opponent scores 5 runs or less	10-3
When opponent scores 5 runs or more	4-1
When collecting 0-3 hits	0-2
When collecting 4-6 hits	1-2
When collecting 7-9 hits	4-0
When collecting 10-12 hits	2-0
When collecting 13+ hits	7-0
When out-hitting opponent	11-0
When out-hit by opponent	2-4
When hits are equal	1-0
When hitting a home run	12-1
When opponent hits a home run	5-1
When errorless	4-1
When committing one error	8-2
When committing 2+ errors	2-1
When opponent is errorless	3-2
Vs. SEC	0-0
Vs. SEC East	0-0
Vs. SEC West	0-0
Vs. non-conference	14-4
Game 1 of weekend series	3-0
Game 2 of weekend series	3-0
Game 3 of weekend series	2-1
In February	6-1
In March	8-3
In April	0-0
In May	0-0
In June	0-0

MULTIPLE-HIT GAMES

Name	2	3	4	5+	Total
Luke Bonfield	5	2	--	--	7
Jake Arledge	4	2	--	--	6
Grant Koch	3	2	1	--	6
Dominic Fletcher	4	1	--	--	5
Jax Biggers	3	1	1	--	5
Chad Spanberger	4	--	--	--	4
Eric Cole	3	--	--	--	3
Carson Shaddy	1	2	--	--	3
Evan Lee	3	--	--	--	3
Jordan McFarland	3	--	--	--	3

CAREER MULTIPLE-HIT GAMES

Name	2014	2015	2016	2017	Total
Jake Arledge	--	--	5	6	11
Jax Biggers	--	--	--	5	5
Luke Bonfield	--	--	14	7	21
Eric Cole	--	--	8	3	11
Dominic Fletcher	--	--	--	5	5
Grant Koch	--	--	7	6	13
Jordan McFarland	--	--	--	3	3
Carson Shaddy	--	5	21	3	29
Chad Spanberger	--	6	6	4	17

MULTIPLE-RBI GAMES

Name	2	3	4	5+	Total
Grant Koch	2	2	2	--	6
Jake Arledge	3	1	--	--	4
Carson Shaddy	2	1	--	1	4
Dominic Fletcher	2	1	--	--	3
Jax Biggers	2	1	--	--	3
Luke Bonfield	1	2	--	--	3
Jordan McFarland	--	2	--	--	2
Jaxon Williams	--	1	--	1	2
Eric Cole	1	--	--	--	1

HITTING STREAKS

Name	CURRENT	2017	CAREER
Jake Arledge	14	14	14
Jax Biggers	--	3	3
Luke Bonfield	1	4	8
Eric Cole	--	4	4
Dominic Fletcher	1	4	4
Grant Koch	1	5	5
Jordan McFarland	2	3	3
Carson Shaddy	--	8	11
Chad Spanberger	1	3	4
Jaxon Williams	2	4	4
Evan Lee	--	4	4
Hunter Wilson	--	4	4

REACHED BASE

Name	CURRENT	2017	CAREER
Jake Arledge	15	15	15
Jax Biggers	--	6	6
Luke Bonfield	1	6	12
Eric Cole	--	4	9
Dominic Fletcher	1	8	8
Grant Koch	2	6	6
Matt Burch	2	2	2
Carson Shaddy	16	16	16
Chad Spanberger	2	5	8
Jordan McFarland	3	5	5
Jaxon Williams	2	4	4

HOME RUNS

Career Home Runs	SOLO	2R	3R	GS	Total
Jake Arledge	3	2	-	-	5
Jax Biggers	1	-	-	-	1
Luke Bonfield	5	4	2	-	11
Eric Cole	1	-	-	-	1
Dominic Fletcher	3	1	1	-	5
Grant Koch	2	1	5	1	9
Jordan McFarland	-	2	-	-	2
Carson Shaddy	4	7	-	-	11
Chad Spanberger	5	2	1	-	8

BREAKDOWN

Total	25
At Baum Stadium	18
On The Road	6
At Neutral Site	1
Vs. RHP	21
Vs. LHP	4
w/ 0 Outs	12
w/ 1 Out	6
w/ 2 Outs	7
Solo	12
Two-Run	9
Three-Run	3
Grand Slam	1
Back-To-Back	1
Pinch-Hit	0
Walk-Off	0
Before the 7th Inning	17
7th Inning and Beyond	7
Opponent Total	9
Last HR Given Up	March 15 vs. Alcorn State
Longest Stretch Without HR Allowed	7
Current Streak of No HR Allowed	0

HOME RUN TRACKER

Player	Date	Opp.	On Base-Outs
D. Fletcher	2/17	Miami (Ohio)	0-0
C. Spanberger	2/19	Miami (Ohio)	0-1
E. Cole	2/19	Miami (Ohio)	0-0
G. Koch	2/19	Miami (Ohio)	2-1
G. Koch	2/24	Bryant	0-0
C. Shaddy	2/25	Bryant	1-0
J. Arledge	2/25	Bryant	0-2
J. Arledge	2/26	Bryant	1-2
C. Shaddy	2/28	La. Tech	1-0
G. Koch	3/1	La. Tech	2-0
J. Biggers	3/1	La. Tech	0-2
L. Bonfield	3/1	La. Tech	0-0
J. McFarland	3/1	La. Tech	1-2
D. Fletcher	3/1	La. Tech	0-1
G. Koch	3/4	Nebraska	3-2
G. Koch	3/7	ULM	1-1
C. Shaddy	3/7	ULM	1-1
D. Fletcher	3/8	ULM	2-2
D. Fletcher	3/10	Rhode Island	0-2
L. Bonfield	3/10	Rhode Island	0-0
J. Arledge	3/10	Rhode Island	0-0
C. Spanberger	3/15	Alcorn State	1-0
L. Bonfield	3/15	Alcorn State	0-0
J. McFarland	3/15	Alcorn State	1-1
D. Fletcher	3/15	Alcorn State	1-0

By The Numbers

STARTERS GAME-BY-GAME

Opponent	W-L	IP	H	R	ER	BB	K
Miami (Ohio)	W	4.0	3	0	0	0	5
Miami (Ohio)	W	4.0	3	1	1	0	5
Miami (Ohio)	W	3.1	2	1	1	2	5
Bryant	--	5.0	4	3	3	1	4
Bryant	W	5.2	2	0	0	4	6
Bryant	--	3.1	4	2	2	2	2
@ La. Tech	L	5.1	2	3	1	2	7
@ La. Tech	--	1.0	2	3	3	0	0
vs. Arizona	L	6.0	5	2	1	0	10
vs. Nebraska	W	6.0	3	2	1	3	8
vs. Oklahoma St.	L	2.0	5	5	4	2	2
ULM	W	6.0	7	2	2	2	10
ULM	W	5.0	3	2	2	1	9
Rhode Island	--	4.1	6	2	2	0	4
Rhode Island	--	8.1	2	2	0	0	13
Rhode Island	L	5.0	7	3	3	0	3
Alcorn St.	--	4.0	5	1	1	0	3
Alcorn St.	W	3.0	6	1	1	1	6
Mississippi St.	--	--	--	--	--	--	--
Mississippi St.	--	--	--	--	--	--	--
Mississippi St.	--	--	--	--	--	--	--
New Orleans	--	--	--	--	--	--	--
@ Missouri	--	--	--	--	--	--	--
@ Missouri	--	--	--	--	--	--	--
@ Missouri	--	--	--	--	--	--	--
Grambling St.	--	--	--	--	--	--	--
@ Alabama	--	--	--	--	--	--	--
@ Alabama	--	--	--	--	--	--	--
@ Alabama	--	--	--	--	--	--	--
Grand Canyon	--	--	--	--	--	--	--
Grand Canyon	--	--	--	--	--	--	--
LSU	--	--	--	--	--	--	--
LSU	--	--	--	--	--	--	--
LSU	--	--	--	--	--	--	--
@ Missouri St.	--	--	--	--	--	--	--
Georgia	--	--	--	--	--	--	--
Georgia	--	--	--	--	--	--	--
Georgia	--	--	--	--	--	--	--
Memphis	--	--	--	--	--	--	--
vs. Memphis	--	--	--	--	--	--	--
@ Auburn	--	--	--	--	--	--	--
@ Auburn	--	--	--	--	--	--	--
@ Auburn	--	--	--	--	--	--	--
vs. Kansas St.	--	--	--	--	--	--	--
Ole Miss	--	--	--	--	--	--	--
Ole Miss	--	--	--	--	--	--	--
Ole Miss	--	--	--	--	--	--	--
@ Tennessee	--	--	--	--	--	--	--
@ Tennessee	--	--	--	--	--	--	--
@ Tennessee	--	--	--	--	--	--	--
Vanderbilt	--	--	--	--	--	--	--
Vanderbilt	--	--	--	--	--	--	--
Vanderbilt	--	--	--	--	--	--	--
@Texas A&M	--	--	--	--	--	--	--
@Texas A&M	--	--	--	--	--	--	--
@Texas A&M	--	--	--	--	--	--	--

BULLPEN GAME-BY-GAME

Opponent	W-L-S	IP	H	R	ER	BB	K
Miami (Ohio)	--	5.0	3	0	0	0	7
Miami (Ohio)	--	5.0	1	0	0	1	6
Miami (Ohio)	--	5.2	2	0	0	3	8
Bryant	W	4.0	6	5	3	5	7
Bryant	--	3.1	8	7	7	1	6
Bryant	W	5.2	6	4	4	3	5
@ La. Tech	--	2.2	4	1	0	0	2
@ La. Tech	W	8.0	9	7	7	3	9
vs. Arizona	--	2.0	2	1	1	1	0
vs. Nebraska	--	3.0	2	3	3	3	2
vs. Oklahoma St.	--	7.0	5	3	2	4	4
ULM	--	3.0	3	1	1	0	3
ULM	--	4.0	0	0	0	2	5
Rhode Island	W	4.2	3	0	0	0	3
Rhode Island	W	0.2	1	0	0	0	2
Rhode Island	--	4.0	1	0	0	3	5
Alcorn St.	W	5.0	6	1	1	1	4
Alcorn St.	--	6.0	3	2	2	2	7
Mississippi St.	--	--	--	--	--	--	--
Mississippi St.	--	--	--	--	--	--	--
Mississippi St.	--	--	--	--	--	--	--
New Orleans	--	--	--	--	--	--	--
@ Missouri	--	--	--	--	--	--	--
@ Missouri	--	--	--	--	--	--	--
@ Missouri	--	--	--	--	--	--	--
Grambling St.	--	--	--	--	--	--	--
@ Alabama	--	--	--	--	--	--	--
@ Alabama	--	--	--	--	--	--	--
@ Alabama	--	--	--	--	--	--	--
Grand Canyon	--	--	--	--	--	--	--
Grand Canyon	--	--	--	--	--	--	--
LSU	--	--	--	--	--	--	--
LSU	--	--	--	--	--	--	--
LSU	--	--	--	--	--	--	--
@ Missouri St.	--	--	--	--	--	--	--
Georgia	--	--	--	--	--	--	--
Georgia	--	--	--	--	--	--	--
Georgia	--	--	--	--	--	--	--
Memphis	--	--	--	--	--	--	--
vs. Memphis	--	--	--	--	--	--	--
@ Auburn	--	--	--	--	--	--	--
@ Auburn	--	--	--	--	--	--	--
@ Auburn	--	--	--	--	--	--	--
vs. Kansas St.	--	--	--	--	--	--	--
Ole Miss	--	--	--	--	--	--	--
Ole Miss	--	--	--	--	--	--	--
Ole Miss	--	--	--	--	--	--	--
@ Tennessee	--	--	--	--	--	--	--
@ Tennessee	--	--	--	--	--	--	--
@ Tennessee	--	--	--	--	--	--	--
Vanderbilt	--	--	--	--	--	--	--
Vanderbilt	--	--	--	--	--	--	--
Vanderbilt	--	--	--	--	--	--	--
@Texas A&M	--	--	--	--	--	--	--
@Texas A&M	--	--	--	--	--	--	--
@Texas A&M	--	--	--	--	--	--	--

RECORD PER STARTER

Pitcher (Total Starts)	Record
Blaine Knight (4)	2-1
Trevor Stephan (4)	4-0
Kevin Kopps (2)	1-0
Josh Alberius (3)	0-3
Evan Lee (1)	1-0
Dominic Taccolini (2)	2-0
Kacey Murphy (2)	2-0

QUALITY STARTS

Pitcher (Total Starts)	QS	Record
Blaine Knight (4)	1	0-1
Trevor Stephan (4)	2	2-0
Dominic Taccolini (2)	1	1-0

RUN SUPPORT

Pitcher (Total Starts)	Runs	Per Start
Blaine Knight (4)	23	5.75
Trevor Stephan (4)	36	9.0
Kevin Kopps (2)	27	13.5
Josh Alberius (3)	6	2.0
Evan Lee (1)	13	13.0
Dominic Taccolini (2)	15	7.5
Kacey Murphy (2)	22	11.0

Game-By-Game Batting Order

2017 RECORD: 14-4 • HOME: 12-1 • AWAY: 1-1 • NEUTRAL: 1-2 • SEC: 0-0

Date	Opposing team	1	2	3	4	5	6	7	8	9
Feb. 17, 2017	MIAMI (OHIO)	Cole	Biggers	Bonfield	Koch	Fletcher	Shaddy	Spanberger	Arledge	Wilson
Feb. 18, 2017	MIAMI (OHIO)	Arledge	Cole	Bonfield	Koch	Fletcher	Shaddy	McFarland	Spanberger	Biggers
Feb. 19, 2017	MIAMI (OHIO)	Cole	Biggers	Bonfield	Koch	Fletcher	Shaddy	Spanberger	Burch	Wilson
Feb. 24, 2017	BRYANT	Cole	Lee	Bonfield	Koch	Fletcher	Shaddy	Spanberger	Biggers	Wilson
Feb. 25, 2017	BRYANT	Cole	Arledge	Bonfield	Koch	Fletcher	Shaddy	McFarland	Biggers	Williams
Feb. 26, 2017	BRYANT	Arledge	Lee	Bonfield	Koch	Fletcher	Shaddy	Spanberger	Biggers	Wilson
Feb. 28, 2017	at Louisiana Tech	Arledge	Cole	Bonfield	Koch	Fletcher	Shaddy	Spanberger	Williams	Biggers
March 1, 2017	at Louisiana Tech	Cole	Arledge	Bonfield	Koch	Fletcher	Shaddy	Biggers	McFarland	Wilson
March 3, 2017	vs. No. 5 Arizona	Cole	Arledge	Bonfield	Koch	Fletcher	Shaddy	Biggers	McFarland	Wilson
March 4, 2017	vs. Nebraska	Arledge	Spanberger	Bonfield	Koch	Fletcher	Shaddy	Lee	McFarland	Biggers
March 5, 2017	vs. #14 Oklahoma State	Arledge	Cole	Bonfield	Koch	Fletcher	Shaddy	McFarland	Williams	Biggers
March 7, 2017	ULM	Cole	Spanberger	Bonfield	Koch	Lee	Shaddy	Gosser	Biggers	Wilson
March 8, 2017	ULM	Arledge	Spanberger	Bonfield	Koch	Fletcher	Shaddy	McFarland	Biggers	Williams
March 10, 2017	RHODE ISLAND-1	Arledge	Cole	Bonfield	Koch	Shaddy	Fletcher	McFarland	Williams	Biggers
March 10, 2017	RHODE ISLAND-2	Arledge	Spanberger	Bonfield	Koch	Fletcher	Shaddy	Gosser	Biggers	Wilson
March 12, 2017	RHODE ISLAND	Arledge	Spanberger	Bonfield	Koch	Fletcher	Shaddy	Lee	Biggers	Wilson
March 14, 2017	ALCORN STATE	Arledge	Cole	Bonfield	Koch	McFarland	Burch	Williams	Gosser	Wilson
March 15, 2017	ALCORN STATE	Arledge	Spanberger	Bonfield	Koch	Fletcher	McFarland	Burch	Williams	Biggers

Defensive Starting Lineups

2017 RECORD: 14-4 • HOME: 12-1 • AWAY: 1-1 • NEUTRAL: 1-2 • SEC: 0-0

Date	Opposing team	C	1B	2B	3B	SS	LF	CF	RF	DH
Feb. 17, 2017	MIAMI (OHIO)	Koch	Spanberger	Shaddy	Wilson	Biggers	Bonfield	Fletcher	Arledge	Cole
Feb. 18, 2017	MIAMI (OHIO)	Koch	McFarland	Shaddy	Spanberger	Biggers	Arledge	Fletcher	Cole	Bonfield
Feb. 19, 2017	MIAMI (OHIO)	Koch	Spanberger	Shaddy	Wilson	Biggers	Bonfield	Fletcher	Cole	Burch
Feb. 24, 2017	BRYANT	Koch	Spanberger	Shaddy	Wilson	Biggers	Bonfield	Fletcher	Cole	Lee
Feb. 25, 2017	BRYANT	Koch	McFarland	Williams	Shaddy	Biggers	Arledge	Fletcher	Cole	Bonfield
Feb. 26, 2017	BRYANT	Koch	Spanberger	Shaddy	Wilson	Biggers	Bonfield	Fletcher	Arledge	Lee
Feb. 28, 2017	at Louisiana Tech	Koch	Spanberger	Williams	Shaddy	Biggers	Bonfield	Fletcher	Arledge	Cole
March 1, 2017	at Louisiana Tech	Koch	McFarland	Shaddy	Wilson	Biggers	Arledge	Fletcher	Cole	Bonfield
March 3, 2017	vs. No. 5 Arizona	Koch	McFarland	Shaddy	Wilson	Biggers	Arledge	Fletcher	Cole	Bonfield
March 4, 2017	vs. Nebraska	Koch	McFarland	Shaddy	Spanberger	Biggers	Bonfield	Fletcher	Arledge	Lee
March 5, 2017	vs. No. 14 Oklahoma State	Koch	McFarland	Williams	Shaddy	Biggers	Arledge	Fletcher	Cole	Bonfield
March 7, 2017	ULM	Gosser	Spanberger	Shaddy	Wilson	Biggers	Bonfield	Cole	Lee	Koch
March 8, 2017	ULM	Koch	McFarland	Williams	Spanberger	Biggers	Bonfield	Fletcher	Arledge	Shaddy
March 10, 2017	RHODE ISLAND-1	Koch	McFarland	Williams	Shaddy	Biggers	Bonfield	Fletcher	Arledge	Cole
March 10, 2017	RHODE ISLAND-2	Gosser	Spanberger	Shaddy	Wilson	Biggers	Bonfield	Fletcher	Arledge	Koch
March 12, 2017	RHODE ISLAND	Koch	Spanberger	Shaddy	Wilson	Biggers	Bonfield	Fletcher	Arledge	Lee
March 14, 2017	ALCORN STATE	Gosser	McFarland	Williams	Burch	Wilson	Bonfield	Arledge	Cole	Koch
March 15, 2017	ALCORN STATE	Koch	McFarland	Williams	Spanberger	Biggers	Bonfield	Fletcher	Arledge	Burch

THE LAST TIME AN ARKANSAS PLAYER...

4 Hits in a gameJax Biggers at Louisiana Tech, March 1, 2017
 5 Hits in a gameAndy Wilkins at No. 9 Oklahoma (Norman Regional), May 31, 2009
 6 Hits in a gameJeremy Jackson vs. Northeastern (Okla.), April 16, 1997

2 Hits in an inning..... Tyler Spoon and Brian Anderson, at No. 6 South Carolina, March 22, 2013

2 Doubles in a game..... Grant Koch vs. Alcorn State, March 15, 2017
 3 Doubles in a game..... Carson Shaddy vs. Nebraska, March 4, 2017
 4 Doubles in a gameRodney Nye vs. La. Tech, March 31, 1998
 2 Triples in a game Bobby Wernes vs. North Dakota, Feb. 14, 2015

Led off a game with a HRTim Carver vs. Oral Roberts, April 24, 2012
 2 Home runs in a gameMichael Bernal vs. Auburn, March 26, 2016
 3 Home runs in a gameBrett Eibner vs. Grambling State, June 4, 2010
 Grand Slam Grant Koch vs. Nebraska, March 4, 2017
 HR in consecutive ABMichael Bernal vs. Auburn, March 26, 2016
 HR in 4 straight games..... Aaron Murphree vs. OSU, So. Dakota St. & Siena, March 2-8, 2008
 HR in 5 straight games..... Aaron Murphree vs. OSU, So. Dakota St. & Siena, March 2-8, 2008
 HR in 6 straight games..... Aaron Murphree vs. OSU, So. Dakota St. & Siena, March 2-9, 2008
 Pinch-hit home runChad Spanberger vs. Eastern Illinois, March 5, 2016
 Inside the park home run.....Eric Cole vs. Miami (Ohio), February 19, 2017
 Back-to-Back Home Runs ..Chad Spanberger and Luke Bonfield vs. Alcorn State, March 15, 2017

4 Runs in a game Luke Bonfield vs. Nebraska, March 4, 2017
 5 Runs in a gameAndrew Benintendi vs Mississippi Valley State, April 8, 2015
 6 Runs in a gameJeremy Jackson vs. Northeastern (Okla.), April 16, 1997

4 RBI in a game Grant Koch vs. Nebraska, March 4, 2017
 5 RBI in a gameCarson Shaddy vs. Nebraska, March 4, 2017
 6 RBI in a game Carson Shaddy vs. Grambling State, March 15, 2016
 7 RBI in a game Brett Eibner vs. Grambling State (Fayetteville Regional), June 4, 2010
 8 RBI in a gameRodney Nye vs. ORU, April 14, 1999
 9 RBI in a gameRyan Lundquist vs. Central Missouri St., March 4, 1997

2 Stolen bases in a game..... Carson Shaddy at #14 Ole Miss, April 8, 2016
 3 Stolen bases in a game..... Andrew Benintendi vs Stephen F. Austin, April 15, 2015
 4 Stolen bases in a game Logan Forsythe vs. Ole Miss, May 19, 2007
 Stole home..... Bobby Wernes vs. Ole Miss, March 28, 2015

2 Errors in a game Carson Shaddy vs. Rhode Island, March 10, 2017
 3 Errors in a gameBobby Wernes, at LSU, April 12, 2014
 4 Errors in a gameChris Shaddy vs. TCU, April 27, 1980

9-Inning no-hitter Scott Roehl vs. Kansas St., March 20, 2001
 9-Inning combined no-hitterNick Schmidt (6.0), Brian McLelland (1.0) & Devin Collis (2.0) vs. Oklahoma State, February 12, 2006
 1-HitterBrett Eibner (9.0) at No. 1 Georgia, April 19, 2009
 1-Hitter combinedColin Poché (5.0 IP, 1H), Cade Lynch (2.0 IP, 0 H), vs. New Orleans, February 19, 2013
 2-HitterKeaton McKinney at Alabama, May 2, 2015
 2-Hitter combined.Loseke (4.0 IP, 1 H), Murphy (1.2 IP, 0 H), Alberius (1.2 IP, 0 H), Harris (0.2 IP, 0 H), Willey (0.2 IP, 1 H), Rodriguez (0.1 IP, 0 H) vs. Western Illinois, March 13, 2016)
 3-HitterRyne Stanek (9.0 IP), at No. 6 South Carolina, March 23, 2013
 3-Hitter combined..... Trevor Stephan (8.1 IP) and Cannon Chadwick (0.2 IP), vs. Rhode Island, March 10, 2017

Complete gameDominic Taccolini at #12 Kentucky, April 22, 2016
 Complete-game shutoutDominic Taccolini at #12 Kentucky, April 22, 2016
 10-inning or more startDominic Taccolini at #12 Kentucky (10 innings), April 22, 2016
 Had 10 strikeoutsDominic Taccolini vs. ULM, March 7, 2017
 Had 11 strikeouts Mike Bolsinger at No. 11 Ole Miss, May 9, 2010
 Had 12 strikeoutsDrew Smyly vs. No. 9 Oklahoma (Norman Regional), May 31, 2009
 Had 13 strikeoutsTrevor Stephan vs. Rhode Island, March 10, 2017
 Had 14 strikeoutsDavid Walling vs. South Carolina, May 16, 1999
 Had 15 strikeouts Nick Schmidt vs. Auburn, May 18, 2006
 Had 16 strikeoutsDavid Walling vs. Eastern Illinois, Feb. 20, 1998
 Had 17 strikeouts.....Jess Todd vs. South Carolina (SEC Tournament), May 24, 2007

THE LAST TIME AN ARKANSAS TEAM...

Scored 10 runsvs. Gonzaga, March 9, 2016
 Scored 11 runs.....vs. Alcorn State, March 15, 2017
 Scored 12 runs..... vs. ULM, March 7, 2017
 Scored 13 runs..... at Louisiana Tech, March 1, 2017
 Scored 14 runs vs. Auburn, March 26, 2016
 Scored 15 runsvs. Nebraska, March 4, 2017
 Scored 16 runsvs. Bryant, Feb. 26, 2017
 Scored 17 runs..... vs. Villanova, February 19, 2012
 Scored 18 runs vs. Missouri State, June 5, 2015
 Scored 19 runs vs. Grambling State (Fayetteville Regional), June 4, 2010
 Scored 20 runsvs. Mississippi Valley State, Feb. 24, 2016
 Scored 21 runs.....vs. Mississippi Valley State, Feb. 23, 2016
 Scored 22 runsvs. Louisiana Tech, Feb. 14, 2004
 Scored 23 runsNever
 Scored 24 runs Missouri Southern, Feb. 11, 1998
 Scored 25 runsMissouri Southern, Feb. 4, 2001
 Scored 26 runsvs. Iowa (in Arlington, Texas), Feb. 14, 1997
 Scored 27 runsNever
 Scored 28 runs vs. Wisconsin-Milwaukee (2), Feb. 18, 2007
 Scored 29 runsMorningside, April 6, 1968
 Scored 30 runsat South Carolina, March 30, 1997
 Scored 31-32 runs32 vs. Saint Louis, April 7, 2010
 Scored 33 + runs 33 vs. Southwest Baptist, March 21, 1984

Had 14 hitsvs. Alcorn State, March 15, 2017
 Had 15 hitsvs. Nebraska, March 4, 2017
 Had 16 hits vs. ULM, March 7, 2017
 Had 17 hits vs. Memphis, April 6, 2016
 Had 18 hits vs. Missouri State, June 5, 2015
 Had 19 hitsvs. Mississippi Valley State, Feb. 23, 2016
 Had 20 hitsat Mississippi State, April 11, 2010
 Had 21 hitsKentucky, April 28, 2001
 Had 22 hits vs. Wisconsin-Milwaukee (2), Feb. 18, 2007
 Had 23 hits Centenary, March 31, 1999
 Had 24 hits Georgia, March 17, 2001
 Had 25 hitsat Centenary, March 23, 2005
 Had 26-29 hits 28 at South Carolina, March 30, 1997
 Had 30 hits vs. Saint Louis, April 7, 2010
 Had 31+ hits32 vs. Southwest Baptist, March 21, 1984

Hit four home runs in a game..... C. Spanberger, L. Bonfield, J. McFarland, D. Fletcher vs. Alcorn State, March 15, 2017

4 Errors in a game at No. 13 LSU, May 7, 2016
 5 Errors in a gamevs. #2 Florida, April 14, 2016
 6 Errors in a gamevs. Eastern Illinois, March 5, 2016
 7 Errors in a gamevs. La. Tech, March 20, 2001

Was Shutout.....vs. Rhode Island, March 12, 2017
 Was Shutout Back-to-Back vs. LSU, April 23-24, 2005 (7-0, 6-0)
 Held to 1 hitvs. Missouri State, May 17, 2016
 Held to 2 hitsat #3 Virginia, May 31, 2014
 Held to 3 hitsvs Florida, May 21, 2015 (0-10)

Swept an SEC Home Series (three games)vs. Auburn, March 25-27, 2016
 Swept an SEC Road Series (three games)..... at Alabama, April 30-May 2, 2015

Was Swept in SEC Home Series vs. Alabama, May 13-15, 2016
 Was Swept in SEC Road Seriesat No. 13 LSU, May 6-8, 2016

Swept a Non-conference Home Seriesvs. Alcorn State, March 14-15
 Swept a Non-conference Road Series.....at McNeese State, March 23-24, 2010
 Was Swept in a Non-conference Home SeriesGonzaga, March 10-11, 2015
 Was Swept in a Non-conference Road Seriesat Nebraska, April 16, 2013
 Won a Non-conference Home Series..... vs. Alcorn State, March 14-15
 Lost a Non-conference Home Series.....vs. South Alabama, February 28-March 1, 2014
 Lost a Non-conference Road Series at Nebraska, April 16, 2013

Back-to-Back Shutouts..... UK (1-0) April 22 and UK (2-0) April 22-23, 2016
 Most Consecutive Shutouts 4 vs. Wisconsin (March 15-16, 1980)
 Shut out an opponent at home vs. Miami (Ohio) (7-0), February 17, 2017
 Shut out an opponent on the roadat #12 Kentucky (2-0), April 23, 2016
 Shut out an SEC opponent at homevs. South Carolina (7-0), April 5, 2014
 Shut out an SEC opponent on the roadat #12 Kentucky (2-0), April 23, 2016

Game-By-Game Hitting

2017 RECORD: 14-4 • HOME: 12-1 • AWAY: 1-1 • NEUTRAL: 1-2 • SEC: 0-0

Date	Opponent	AB	R	H	RBI	2B	3B	HR	BB	IBB	SB	CS	HBP	SAC	SF	GDP	K	PO	A	LOB	Avg
Feb 17, 2017	MIAMI (OHIO)	32	7	8	7	0	0	1	5	0	1	0	3	0	0	0	8	27	9	9	.250
Feb 18, 2017	MIAMI (OHIO)	34	5	10	5	1	0	0	3	0	0	1	0	1	0	0	3	27	6	9	.273
Feb 19, 2017	MIAMI (OHIO)	38	11	13	11	3	0	3	6	0	0	0	0	0	0	0	6	27	7	9	.298
Feb 24, 2017	BRYANT	32	11	7	10	1	1	1	6	0	1	0	4	0	1	0	9	27	7	8	.279
Feb 25, 2017	BRYANT	34	13	10	10	4	0	2	9	0	2	0	2	0	0	3	6	27	8	8	.282
Feb 26, 2017	BRYANT	40	16	14	11	0	0	1	6	0	0	0	2	0	1	0	3	27	14	9	.295
Feb 28, 2017	at Louisiana Tech	31	3	5	3	2	0	1	3	0	0	0	1	1	0	1	7	24	6	6	.278
Mar 1, 2017	at Louisiana Tech	41	13	15	12	4	0	5	0	0	0	1	0	0	0	0	9	27	5	0	.291
Mar 03, 2017	vs Arizona	32	0	3	0	0	0	0	2	0	0	0	0	0	0	1	9	24	10	7	.271
Mar 04, 2017	vs Nebraska	38	15	15	15	3	1	1	7	0	0	0	4	0	0	1	6	27	5	10	.284
Mar 05, 2017	vs Oklahoma State	30	3	5	3	2	0	0	5	0	0	1	0	0	1	1	8	27	11	6	.275
Mar 07, 2017	ULM	36	12	16	10	3	0	2	3	0	0	1	1	1	1	1	5	27	8	6	.289
Mar 08, 2017	ULM	38	11	14	10	2	0	1	3	0	2	1	1	0	0	0	8	27	11	7	.296
Mar 10, 2017	RHODE ISLAND	27	5	5	4	0	0	2	9	0	1	0	0	2	0	0	12	27	14	10	.290
Mar 10, 2017	RHODE ISLAND	32	3	8	3	1	0	1	4	0	1	0	1	1	1	0	6	27	6	10	.287
Mar 12, 2017	RHODE ISLAND	30	0	3	0	0	0	0	4	0	0	0	1	0	0	0	4	27	16	8	.277
Mar 14, 2017	ALCORN STATE	31	3	9	3	1	0	0	4	0	3	0	0	0	2	1	6	27	20	9	.278
Mar 15, 2017	ALCORN STATE	35	11	14	11	3	0	4	7	0	0	1	0	0	1	0	4	27	9	8	.285
Totals		611	142	174	128	30	2	25	89	0	11	6	20	6	8	9	119	480	172	143	.285

Game-By-Game Pitching

2017 RECORD: 14-4 • HOME: 12-1 • AWAY: 1-1 • NEUTRAL: 1-2 • SEC: 0-0

Date	Opponent	IP	H	R	ER	BB	SO	2B	3B	HR	WP	BK	HBP	DP	IBB	Score	W	L	SV	ERA
Feb 17, 2017	MIAMI (OHIO)	9.0	6	0	0	0	12	0	0	0	0	0	0	0	0	7-0	1	0	0	0.00
Feb 18, 2017	MIAMI (OHIO)	9.0	4	1	1	1	11	0	0	1	0	0	0	0	0	5-1	2	0	0	0.50
Feb 19, 2017	MIAMI (OHIO)	9.0	4	1	1	5	13	1	0	0	0	0	0	1	0	11-1	3	0	0	0.67
Feb 24, 2017	BRYANT	9.0	10	8	6	6	11	2	0	2	1	0	2	1	0	11-8	4	0	1	2.00
Feb 25, 2017	BRYANT	9.0	10	7	7	5	12	3	0	0	3	0	1	0	0	13-7	5	0	1	3.00
Feb 26, 2017	BRYANT	9.0	10	6	6	5	7	0	0	2	0	0	1	0	0	16-6	6	0	1	3.50
Feb 28, 2017	at Louisiana Tech	8.0	6	4	1	2	9	4	0	0	0	0	1	0	0	3-4	6	1	1	3.19
Mar 01, 2017	at Louisiana Tech	9.0	11	10	10	3	9	3	1	2	2	0	4	0	0	13-10	7	1	1	4.06
Mar 03, 2017	vs Arizona	8.0	7	3	2	1	10	2	0	0	0	0	0	0	0	0-3	7	2	1	3.87
Mar 04, 2017	vs Nebraska	9.0	5	5	4	9	13	1	0	0	2	0	1	1	0	15-5	8	2	1	3.89
Mar 05, 2017	vs Oklahoma State	9.0	10	8	6	6	6	1	1	0	2	0	0	0	0	3-8	8	3	1	4.08
Mar 07, 2017	ULM	9.0	10	3	3	2	13	0	0	1	1	0	2	1	0	12-3	9	3	1	3.99
Mar 08, 2017	ULM	9.0	3	2	2	3	14	1	0	0	0	0	1	0	0	11-2	10	3	1	3.83
Mar 10, 2017	RHODE ISLAND	9.0	9	2	2	0	7	2	0	0	0	0	0	1	0	5-2	11	3	1	3.70
Mar 10, 2017	RHODE ISLAND	9.0	3	2	0	0	15	0	0	0	0	0	0	0	0	3-2	12	3	1	3.45
Mar 12, 2017	RHODE ISLAND	9.0	8	3	3	3	8	1	0	1	0	0	0	1	0	0-3	12	4	1	3.42
Mar 14, 2017	ALCORN STATE	9.0	11	2	2	1	7	1	1	0	1	0	1	1	0	3-2	13	4	1	3.34
Mar 15, 2017	ALCORN STATE	9.0	9	3	3	3	13	1	0	1	0	0	0	1	0	11-3	14	4	1	3.32
Totals		160.0	136	70	59	55	190	23	3	10	12	0	14	8	0	142-70	14	4	1	3.32

TEAM GAME HIGHS

Batting

At bats:	41	at Louisiana Tech (Mar 01, 2017)
Runs scored:	16	vs Bryant (Feb 26, 2017)
Hits:	16	vs ULM (Mar 07, 2017)
RBIs:	15	vs Nebraska (Mar 04, 2017 at Frisco, Texas)
Doubles:	4	vs Bryant (Feb 25, 2017)
	4	at Louisiana Tech (Mar 01, 2017)
Triples:	1	vs Bryant (Feb 24, 2017)
	1	vs Nebraska (Mar 04, 2017 at Frisco, Texas)
Home runs:	5	at Louisiana Tech (Mar 01, 2017)
Total bases:	34	at Louisiana Tech (Mar 01, 2017)
Walks:	9	vs Bryant (Feb 25, 2017)
	9	vs Rhode Island (Mar 10, 2017)
Strikeouts:	12	vs Rhode Island (Mar 10, 2017)
Sac hits:	2	vs Rhode Island (Mar 10, 2017)
Sac flies:	2	vs Alcorn State (Mar 14, 2017)
Stolen bases:	3	vs Alcorn State (Mar 14, 2017)
Hit by pitch:	4	vs Bryant (Feb 24, 2017)
	4	vs Nebraska (Mar 04, 2017 at Frisco, Texas)
Caught stealing:	1	(6 games)
Runners LOB:	10	vs Nebraska (Mar 04, 2017 at Frisco, Texas)
	10	vs Rhode Island (Mar 10, 2017)
	10	vs Rhode Island (Mar 10, 2017)
Hit into DP:	3	vs Bryant (Feb 25, 2017)

Fielding

Putouts:	27	(16 games)
Assists:	20	vs Alcorn State (Mar 14, 2017)
Errors:	3	vs Rhode Island (Mar 10, 2017)
Passed balls:	1	vs Oklahoma State (Mar 05, 2017 at Frisco, Texas)
DPs turned:	1	(8 games)

Pitching

Innings pitched:	9.0	(16 games)
Runs allowed:	10	at Louisiana Tech (Mar 01, 2017)
Earned runs:	10	at Louisiana Tech (Mar 01, 2017)
Walks allowed:	9	vs Nebraska (Mar 04, 2017 at Frisco, Texas)
Strikeouts:	15	vs Rhode Island (Mar 10, 2017)
Hits allowed:	11	at Louisiana Tech (Mar 01, 2017)
	11	vs Alcorn State (Mar 14, 2017)
Doubles allowed:	4	at Louisiana Tech (Feb 28, 2017)
Triples allowed:	1	at Louisiana Tech (Mar 01, 2017)
	1	vs Oklahoma State (Mar 05, 2017 at Frisco, Texas)
	1	vs Alcorn State (Mar 14, 2017)
Homers allowed:	2	vs Bryant (Feb 24, 2017)
	2	vs Bryant (Feb 26, 2017)
	2	at Louisiana Tech (Mar 01, 2017)
Wild pitches:	3	vs Bryant (Feb 25, 2017)
Hit batters:	4	at Louisiana Tech (Mar 01, 2017)

INDIVIDUAL GAME HIGHS

Batting

At bats:	6	(4 games)
Runs scored:	4	Luke Bonfield vs Nebraska (Mar 04, 2017 at Frisco, Texas)
Hits:	4	Grant Koch vs Bryant (Feb 26, 2017)
	4	Jax Biggers at Louisiana Tech (Mar 01, 2017)
RBIs:	5	Jaxon Williams vs Bryant (Feb 26, 2017)
	5	Carson Shaddy vs Nebraska (Mar 04, 2017 at Frisco, Texas)
Doubles:	3	Carson Shaddy vs Nebraska (Mar 04, 2017 at Frisco, Texas)
Triples:	1	Grant Koch vs Bryant (Feb 24, 2017)
	1	Jaxon Williams vs Nebraska (Mar 04, 2017 at Frisco, Texas)
Home runs:	1	(25 games)
Total bases:	8	Grant Koch at Louisiana Tech (Mar 01, 2017)
Walks:	2	(12 games)
Strikeouts:	3	(6 games)
Sac hits:	1	(6 games)
Sac flies:	1	(8 games)
Stolen bases:	1	(11 games)
Hit by pitch:	2	Carson Shaddy vs Bryant (Feb 25, 2017)
Caught stealing:	1	(6 games)
Runners LOB:	7	Dominic Fletcher vs Miami (Ohio) (Feb 19, 2017)

Fielding

Putouts:	15	Alex Gosser vs Rhode Island (Mar 10, 2017)
Assists:	6	Jaxon Williams vs Alcorn State (Mar 14, 2017)
Errors:	2	Jaxon Williams vs Oklahoma State (Mar 05, 2017 at Frisco, Texas)
	2	Carson Shaddy vs Rhode Island (Mar 10, 2017)
Passed balls:	1	Grant Koch vs Oklahoma State (Mar 05, 2017 at Frisco, Texas)

Pitching

Innings pitched:	8.1	Trevor Stephan vs Rhode Island (Mar 10, 2017)
Runs allowed:	7	Dominic Taccolini at Louisiana Tech (Mar 01, 2017)
Earned runs:	7	Dominic Taccolini at Louisiana Tech (Mar 01, 2017)
Walks allowed:	4	Trevor Stephan vs Bryant (Feb 25, 2017)
Strikeouts:	13	Trevor Stephan vs Rhode Island (Mar 10, 2017)
Hits allowed:	7	Dominic Taccolini vs ULM (Mar 07, 2017)
	7	Josh Alberius vs Rhode Island (Mar 12, 2017)
Doubles allowed:	2	(5 games)
Triples allowed:	1	Cody Scroggins at Louisiana Tech (Mar 01, 2017)
	1	Cannon Chadwick vs Oklahoma State (Mar 05, 2017 at Frisco, Texas)
Homers allowed:	1	Jake Reindl vs Alcorn State (Mar 14, 2017)
	2	Evan Lee at Louisiana Tech (Mar 01, 2017)
Wild pitches:	1	(12 games)
Hit batters:	2	Barrett Loseke at Louisiana Tech (Mar 01, 2017)

#10 JOSH ALBERIUS • R-SR • RHP • 5-11 • 180

CAREER HIGHS

Category	High	Opponent (Last)	Date
Innings	5.1	at Louisiana Tech	2/28/17
Longest Start	5.1	at Louisiana Tech	2/28/17
Shortest Start	2.0	vs. #14 Oklahoma St.	3/5/17
Longest Relief	4.0	2x (Missouri)	4/1/16
Hits	7	Rhode Island	3/12/17
Runs	5	vs. #14 Oklahoma St.	3/5/17
Earned Runs	4	2x (vs. #14 Oklahoma St.)	3/5/17
Walks	2	5x (vs. #14 Oklahoma St.)	3/5/17
Strikeouts	7	at Louisiana Tech	2/28/17

CAREER VS. 2017 OPPONENTS

Team	ERA	W-L	G-GS	IP	H	R	ER	BB-K
Oklahoma St.	0.00	0-0	1-0	3.0	2	0	0	1-2
ULM	0.00	1-0	1-0	2.0	0	0	0	0-4
Miss. St.	2.81	0-0	2-0	3.2	5	2	1	1-4
Missouri	0.00	0-0	2-0	4.2	3	1	0	1-3
Grambling St.	0.00	1-0	1-0	2.0	0	0	0	0-4
Alabama	4.50	0-0	2-0	2.0	2	1	1	2-2
LSU	0.00	0-1	2-0	2.1	3	1	0	0-0
Missouri St.	67.50	0-0	2-0	0.2	5	5	5	1-1
Georgia	0.00	0-0	1-0	2.0	0	0	0	0-1
Memphis	0.00	0-0	2-0	5.0	4	0	0	0-3
Auburn	2.81	1-0	2-0	3.2	2	1	1	2-5
Ole Miss	0.00	0-0	4-0	2.2	2	0	0	3-2
Vanderbilt	6.75	0-1	1-0	1.1	2	1	1	0-2
Texas A&M	0.00	0-0	2-0	1.2	2	1	0	0-0

ALBERIUS' CAREER APPEARANCES

Josh Alberius 2017 Game-By-Game (R-Senior)

(6 Appearances, 3 Starts)

Date	Opponent	IP	H	R-ER	BB	K	Result
2/19/17	Miami (Ohio)	3.2	2	0-0	1	5	W, 11-1
2/24/17	Bryant	1.0	0	0-0	0	1	W, 11-8
2/26/17	Bryant	1.0	0	0-0	0	1	W, 16-6
2/28/17	at Louisiana Tech*	5.1	2	3-1	2	7	L, 4-3
3/5/17	vs. #14 Oklahoma St.*	2.0	5	5-4	2	2	L, 8-3
3/12/17	Rhode Island*	5.0	7	3-3	0	3	L, 3-0
TOTALS	6 G, 3 GS	18.0	16	11-8	5	19	0-3

Josh Alberius 2016 Game-By-Game (R-Junior)

(25 Appearances, 0 Starts)

Date	Opponent	IP	H	R-ER	BB	K	Result
2/24/16	Miss. Valley State	2.0	2	0-0	0	3	ND
2/27/16	vs. #9 Houston	0.2	0	0-0	1	1	ND
3/4/16	Eastern Illinois	1.1	2	0-0	0	2	ND
3/9/16	Gonzaga	0.2	4	2-2	0	1	ND
3/13/16	Western Illinois	1.2	0	0-0	1	3	ND
3/16/16	Grambling St.	2.0	0	0-0	0	4	W, 1-0
3/18/16	at #12 South Carolina	0.1	0	0-0	0	1	ND
3/25/16	Auburn	2.2	0	0-0	1	5	W, 2-0
3/29/16	at #16 Oklahoma St.	3.0	2	0-0	1	2	ND
4/1/16	Missouri	4.0	2	0-0	1	3	ND
4/3/16	Missouri	0.2	1	1-0	0	0	ND
4/6/16	at Memphis	1.0	1	0-0	0	0	ND
4/9/16	at #14 Ole Miss	1.0	0	0-0	1	2	ND
4/10/16	at #14 Ole Miss	0.0	1	0-0	0	0	ND
4/12/16	ULM	2.0	0	0-0	0	4	ND
4/14/16	#2 Florida	1.0	4	3-3	0	1	W, 3-0
4/19/16	#25 Creighton	0.2	2	2-2	1	0	ND
4/23/16	at #12 Kentucky-2	0.2	2	0-0	0	1	ND
4/30/16	#2 Texas A&M-1	1.0	0	0-0	0	0	ND
4/30/16	#2 Texas A&M-2	0.2	2	1-0	0	0	ND
5/3/16	at Missouri St.	0.0	4	4-4	0	0	L, 3-1
5/7/16	at #13 LSU	0.1	2	1-0	0	0	ND

5/14/16	Alabama	1.1	2	1-1	2	2	ND
5/17/16	Missouri St.	0.2	1	1-1	1	1	ND
5/20/16	at #4 Mississippi St.	3.0	4	2-1	1	4	ND
TOTALS	25 G, 0 GS	32.1	38	18-14	11	40	3-1

Josh Alberius 2015 Game-By-Game (R-Sophomore)

(22 Appearances, 0 Starts)

Date	Opponent	IP	H	R-ER	BB	K	Result
2/14/15	North Dakota-2	0.2	0	0-0	1	1	ND
2/22/15	vs. #13 Maryland	1.0	1	1-1	0	1	ND
3/2/15	Eastern Illinois-2	3.0	0	0-0	0	2	W, 1-0
3/8/15	Loyola Marymount	1.0	0	0-0	0	1	ND
3/10/15	Gonzaga	2.2	4	1-1	0	3	L, 1-1
3/11/15	Gonzaga	0.1	2	0-0	1	0	ND
3/15/15	at #5 Vanderbilt	1.1	2	1-1	0	2	L, 1-2
3/17/15	SE Missouri St.	1.0	1	0-0	1	0	ND
3/20/15	#1 LSU	2.0	1	0-0	0	0	ND
3/24/15	vs. Memphis	4.0	3	0-0	0	3	ND
3/27/15	Ole Miss	1.0	1	0-0	0	0	ND
3/28/15	Ole Miss	0.2	0	0-0	2	0	ND
4/5/15	at Auburn	1.0	2	1-1	1	0	ND
4/7/15	Mississippi Valley St.	3.0	2	1-1	0	3	ND
4/14/15	Stephen F. Austin	1.0	0	0-0	1	0	ND
4/28/15	Mississippi St.	0.2	1	0-0	0	0	ND
5/12/15	at Creighton	1.1	2	1-1	0	1	ND
5/16/15	at Georgia	2.0	0	0-0	0	1	ND
5/20/15	vs. Florida	0.2	3	3-3	1	1	ND
5/22/15	vs. Florida	1.0	2	3-3	2	0	ND
5/29/15	vs. Oral Roberts	0.1	0	0-0	0	0	ND
5/31/15	vs. St. John's	1.1	4	2-1	0	1	ND
TOTALS	22 G, 0 GS	31.0	31	14-13	10	20	1-2

Josh Alberius 2014 Game-By-Game (R-Sophomore)

(1 Appearances, 0 Starts)

Date	Opponent	IP	H	R-ER	BB	K	Result
3/21/14	Alabama	0.2	0	0-0	0	0	ND
TOTALS	1 G, 0 GS	0.2	0	0-0	0	0	0-0

2017 HIGHLIGHTS

- Made first appearance of the year against Miami (Ohio), going 3.2 innings and tying a career-high five strikeouts.
- His five strikeouts against Miami (Ohio) were the most since totaling five against Auburn on March 25 of 2016.
- Made first collegiate start at Louisiana Tech (2/28), throwing a career-high 5.1 innings and striking out a career-high seven batters.
- His seven strikeouts was a career-high and his most in a start this year.
- Has started in his last three appearances, going five or more innings and giving up three or less runs twice.

#36 CANNON CHADWICK • SR • RHP • 6-0 • 195

CAREER HIGHS

Category	High	Opponent (Last)	Date
Innings	3.0	2x (La. Tech)	3/2/16
Longest Start	3.0	Gonzaga	3/11/15
Shortest Start	3.0	Gonzaga	3/11/15
Longest Relief	3.0	La. Tech	3/2/16
Hits	5	LSU	3/20/15
Runs	6	LSU	3/20/15
Earned Runs	6	LSU	3/20/15
Walks	5	Gonzaga	3/11/15
Strikeouts	4	Miami (Ohio)	2/17/17

CAREER VS. 2017 OPPONENTS

Team	ERA	W-L	G-GS	IP	H	R	ER	BB-K
La. Tech	0.00	0-0	1-0	3.0	2	0	0	0-1
ULM	0.00	0-0	1-0	1.0	0	0	0	0-2
LSU	27.00	0-0	1-0	2.0	5	6	6	2-2

CHADWICK'S CAREER APPEARANCES

Cannon Chadwick 2017 Game-By-Game (Senior)
(8 Appearances, 0 Starts)

Date	Opponent	IP	H	R-ER	BB	K	Result
2/17/17	Miami (Ohio)	2.0	1	0-0	0	4	W, 7-0
2/24/17	Bryant	1.1	3	2-0	0	3	W, 11-8
2/25/17	Bryant	1.0	0	0-0	0	2	W, 13-7
2/28/17	at Louisiana Tech	2.2	3	0-0	0	2	L, 4-3
3/5/17	vs. #14 Oklahoma St.	2.1	3	2-2	1	1	L, 8-3
3/10/17	Rhode Island	0.2	1	0-0	0	2	W, 3-2
3/12/17	Rhode Island	1.0	0	0-0	0	2	L, 3-0
3/14/17	Alcorn State	1.1	0	0-0	0	1	W, 3-2
TOTALS	8 G, 0 GS	12.1	11	4-2	1	15	1-0

Cannon Chadwick 2016 Game-By-Game (Junior)
(8 Appearances, 0 Starts)

Date	Opponent	IP	H	R-ER	BB	K	Result
2/20/16	Central Michigan	2.0	1	0-0	1	1	ND
2/24/16	Mississippi Valley St.	1.0	0	0-0	0	1	ND
2/28/16	vs. #23 Texas Tech	2.1	3	1-1	1	3	W, 1-0
3/2/16	Louisiana Tech	3.0	2	0-0	0	1	ND
3/5/16	Eastern Illinois	2.2	2	1-0	1	1	ND
3/9/16	Gonzaga	0.2	3	2-2	1	1	ND
4/12/16	ULM	1.0	0	0-0	0	2	ND
4/15/16	#2 Florida	2.2	2	0-0	0	0	ND
TOTALS	8 G, 0 GS	15.1	13	4-3	4	10	1-0

Cannon Chadwick 2015 Game-By-Game (Sophomore)
(12 Appearances, 1 Starts)

Date	Opponent	IP	H	R-ER	BB	K	Result
2/13/15	North Dakota	1.1	1	0-0	1	3	W, 1-0
2/20/15	vs. #22 UCF	2.0	2	1-1	1	1	ND
2/22/15	vs. #13 Maryland	0.1	0	0-0	0	1	ND
3/3/15	Eastern Illinois	1.0	0	0-0	1	0	ND
3/7/15	Loyola Marymount	0.1	0	1-1	1	0	ND
3/8/15	Loyola Marymount	0.2	0	0-0	0	1	ND
3/11/15	Gonzaga*	3.0	2	2-1	5	1	ND
3/18/15	SE Missouri St.	1.2	2	1-1	1	1	ND
3/20/15	#1 LSU	2.0	5	6-6	2	2	ND
4/8/15	Mississippi Valley St.	1.0	3	0-0	0	0	ND
4/11/15	Kentucky	1.1	1	0-0	3	0	ND
4/15/15	Stephen F. Austin	0.2	4	2-2	2	0	ND
TOTALS	12 G, 1 GS	15.1	20	13-12	17	10	1-0

2017 HIGHLIGHTS

- Came back for senior season after being shut down for injury in 2016 after just eight appearances.
- Has only given up two earned runs in seven appearances with 14 strikeouts.
- Made his first appearance of the year against Miami (Ohio) striking out a career-high four batters in just two innings.

#32 MATT CRONIN • FR • LHP • 6-2 • 190

CAREER HIGHS

Category	High	Opponent (Last)	Date
Innings	2.0	2x (Alcorn State)	3/15/17
Longest Start	--	--	--
Shortest Start	--	--	--
Longest Relief	2.0	2x (Alcorn State)	3/15/17
Hits	2	Alcorn State	3/15/17
Runs	1	Alcorn State	3/15/17
Earned Runs	1	Alcorn State	3/15/17
Walks	2	ULM	3/8/17
Strikeouts	4	Alcorn State	3/15/17

CRONIN'S CAREER APPEARANCES

Matt Cronin 2017 Game-By-Game (Freshman)
(3 Appearances, 0 Starts)

Date	Opponent	IP	H	R-ER	BB	K	Result
3/4/17	vs. Nebraska	1.0	0	0-0	0	2	W, 15-5
3/8/17	ULM	2.0	0	0-0	2	3	W, 11-2
3/15/17	Alcorn State	2.0	2	1-1	0	4	W, 11-3
TOTALS	3 G, 0 GS	5.0	2	1-1	2	9	0-0

#29 ANGUS DENTON • FR • RHP • 5-11 • 160

CAREER HIGHS

Category	High	Opponent (Last)	Date
Innings	1.0	2x (Alcorn State)	3/15/17
Longest Start	--	--	--
Shortest Start	--	--	--
Longest Relief	1.0	2x (Alcorn State)	3/15/17
Hits	2	ULM	3/7/17
Runs	--	--	--
Earned Runs	--	--	--
Walks	1	vs. Nebraska	3/4/17
Strikeouts	2	ULM	3/7/17

DENTON'S CAREER APPEARANCES

Angus Denton 2017 Game-By-Game (Freshman)
(4 Appearances, 0 Starts)

Date	Opponent	IP	H	R-ER	BB	K	Result
2/25/17	Bryant	0.1	0	0-0	0	0	W, 13-7
3/4/17	vs. Nebraska	0.1	0	0-0	1	0	W, 15-5
3/7/17	ULM	1.0	2	0-0	0	2	W, 12-3
3/15/17	Alcorn State	1.0	0	0-0	0	1	W, 11-3
TOTALS	4 G, 0 GS	2.2	2	0-0	1	3	0-0

#45 KEVIN KOPPS • R-FR • RHP • 6-0 • 190

CAREER HIGHS

Category	High	Opponent (Last)	Date
Innings	3.1	2x (Bryant)	2/26/17
Longest Start	3.1	2x (Bryant)	2/26/17
Shortest Start	3.1	2x (Bryant)	2/26/17
Longest Relief	3.0	Rhode Island	3/12/17
Hits	4	Bryant	2/26/17
Runs	2	Bryant	2/26/17
Earned Runs	2	Bryant	2/26/17
Walks	3	Rhode Island	3/12/17
Strikeouts	5	Miami (Ohio)	2/19/17

KOPPS' CAREER APPEARANCES

Kevin Kopps 2017 Game-By-Game (Freshman)
(5 Appearances, 2 Starts)

Date	Opponent	IP	H	R-ER	BB	K	Result
2/19/17	Miami (Ohio)*	3.1	2	1-1	2	5	W, 11-1
2/26/17	Bryant*	3.1	4	2-2	2	2	W, 16-6
3/3/17	vs. #5 Arizona	0.2	0	0-0	0	0	L, 3-0
3/5/17	vs. #30 Oklahoma St.	2.1	1	0-0	1	1	L, 8-3
3/12/17	Rhode Island	3.0	1	0-0	3	3	L, 3-0
TOTALS	5 G, 0 GS	12.2	8	3-3	8	11	1-0

#35 JACOB KOSTYSHOCK • FR • RHP • 6-4 • 175

CAREER HIGHS

Category	High	Opponent (Last)	Date
Innings	2.0	ULM	3/8/17
Longest Start	--	--	--
Shortest Start	--	--	--
Longest Relief	2.0	ULM	3/8/17
Hits	2	vs. Nebraska	3/4/17
Runs	3	vs. Nebraska	3/4/17
Earned Runs	3	vs. Nebraska	3/4/17
Walks	3	vs. Nebraska	3/4/17
Strikeouts	2	2x (ULM)	3/8/17

KOSTYSHOCK'S CAREER APPEARANCES

Jacob Kostyshock 2017 Game-By-Game (Freshman)
(3 Appearances, 0 Starts)

Date	Opponent	IP	H	R-ER	BB	K	Result
3/4/17	vs. Nebraska	0.2	2	3-3	3	2	W, 15-5
3/8/17	ULM	2.0	0	0-0	0	2	W, 11-2
3/15/17	Alcorn State	1.0	0	0-0	0	0	W, 11-3
TOTALS	3 G, 0 GS	3.2	2	3-3	3	4	0-0

#27 EVAN LEE • FR • LHP • 6-2 • 190

CAREER HIGHS

Category	High	Opponent (Last)	Date
Innings	2.1	vs. #30 Oklahoma St.	3/5/17
Longest Start	1.0	at Louisiana Tech	3/1/17
Shortest Start	1.0	at Louisiana Tech	3/1/17
Longest Relief	2.1	vs. #30 Oklahoma St.	3/5/17
Hits	2	at Louisiana Tech	3/1/17
Runs	3	at Louisiana Tech	3/1/17
Earned Runs	3	at Louisiana Tech	3/1/17
Walks	1	2x (Alcorn State)	3/15/17
Strikeouts	2	2x (Alcorn State)	3/15/17

LEE'S CAREER APPEARANCES

Evan Lee 2017 Game-By-Game (Freshman)
(4 Appearances, 1 Start)

Date	Opponent	IP	H	R-ER	BB	K	Result
2/26/17	Bryant	1.0	0	0-0	0	1	W, 16-6
3/1/17	at Louisiana Tech*	1.0	2	3-3	0	0	W, 13-10
3/5/17	vs. #30 Oklahoma St.	2.1	1	1-0	1	2	L, 8-3
3/15/17	Alcorn State	1.0	0	0-0	1	2	W, 11-3
TOTALS	4 G, 1 GS	5.1	3	4-3	2	5	0-0

#46 BARRETT LOSEKE • SO • RHP • 6-0 • 170

CAREER HIGHS

Category	High	Opponent (Last)	Date
Innings	4.2	Rhode Island	3/10/17
Longest Start	4.0	2x (at S. Carolina)	3/19/16
Shortest Start	1.0	at Ole Miss	4/10/16
Longest Relief	4.2	Rhode Island	3/10/17
Hits	4	2x (Bryant)	2/26/17
Runs	3	3x (Bryant)	2/26/17
Earned Runs	3	3x (Bryant)	2/26/17
Walks	3	3x (Florida)	4/16/16
Strikeouts	7	at Louisiana Tech	3/1/17

CAREER VS. 2017 OPPONENTS

Team	ERA	W-L	G-GS	IP	H	R	ER	BB-K
Oklahoma St.	0.00	0-0	1-0	1.0	0	0	0	1-0
ULM	0.00	0-0	1-0	1.0	1	0	0	0-1
Mississippi St.	0.00	0-0	1-0	1.0	1	0	0	0-2
Missouri	8.71	0-1	1-1	3.1	2	3	3	1-4
LSU	0.00	0-0	2-0	1.2	1	0	0	3-2
Missouri St.	9.00	0-1	1-1	2.0	2	2	2	1-1
Auburn	4.09	0-0	1-1	2.2	4	1	1	1-2
Ole Miss	27.00	0-1	1-1	1.0	2	3	3	2-3
Texas A&M	0.00	0-0	1-0	3.2	0	0	0	0-4

LOSEKE'S CAREER APPEARANCES

Barrett Loseke 2017 Game-By-Game (Sophomore)
(4 Appearances, 0 Starts)

Date	Opponent	IP	H	R-ER	BB	K	Result
2/19/17	Miami (Ohio)	1.0	0	0-0	2	2	W, 11-1
2/26/17	Bryant	2.1	4	3-3	2	3	W, 16-6
3/1/17	at Louisiana Tech	4.0	1	0-0	1	7	W, 13-10
3/10/17	Rhode Island	4.2	3	0-0	0	3	W, 5-2
TOTALS	4 G, 0 GS	12.0	8	3-3	5	15	2-0

Barrett Loseke 2016 Game-By-Game (Freshman)
(17 Appearances, 6 Starts)

Date	Opponent	IP	H	R-ER	BB	K	Result
2/20/16	Central Michigan	0.1	1	0-0	0	0	ND
2/23/16	Mississippi Valley St.	2.0	1	0-0	0	3	ND
2/28/16	vs. #23 Texas Tech	1.1	2	0-0	3	3	ND
3/9/16	Gonzaga	3.0	1	0-0	1	1	ND
3/13/16	Western Illinois*	4.0	1	0-0	1	4	W, 1-0
3/19/16	at #12 South Carolina*	4.0	3	2-2	3	3	ND
3/27/16	Auburn*	2.2	4	1-1	1	2	ND
4/3/16	Missouri*	3.1	2	3-3	1	4	L, 1-1
4/10/16	at #14 Ole Miss*	1.0	2	3-3	2	3	L, 1-2
4/12/16	ULM	1.0	1	0-0	0	1	ND
4/16/16	#2 Florida	0.2	0	0-0	3	2	ND
4/26/16	#18 Oklahoma St.	1.0	0	0-0	1	0	ND
4/30/16	#2 Texas A&M-2	3.2	2	0-0	0	4	ND
5/6/16	at #13 LSU	0.0	0	0-0	2	0	ND
5/8/16	at #13 LSU	1.2	1	0-0	1	2	ND
5/17	Missouri St.*	2.0	2	2-2	1	1	L, 1-3
5/20/16	at #4 Mississippi St.	1.0	1	0-0	0	2	ND
TOTALS	17 G, 6 GS	32.2	24	11-11	20	35	1-3

2017 HIGHLIGHTS

- Was one of four pitchers used to earn sweep of Miami (Ohio) in game three of series.
- Came out of the bullpen against Louisiana Tech (3/1) and shut down the offense for 4.0 innings, striking out a career-high seven batters to earn the victory.
- Topped himself with a 4.2 inning outing against Rhode Island from the bullpen, giving up no runs and no walks while earning his second win of the year.

#21 KACEY MURPHY • SO • LHP • 6-0 • 190

CAREER HIGHS

Category	High	Opponent (Last)	Date
Innings	5.0	ULM	3/8/17
Longest Start	5.0	ULM	3/8/17
Shortest Start	3.0	Alcorn State	3/15/17
Longest Relief	2.1	Missouri St.	5/17/16
Hits	6	Alcorn State	3/15/17
Runs	5	Missouri St.	5/17/16
Earned Runs	4	Missouri St.	5/17/16
Walks	2	at Missouri St.	5/3/16
Strikeouts	9	ULM	3/8/17

CAREER VS. 2017 OPPONENTS

Team	ERA	W-L	G-GS	IP	H	R	ER	BB-K
Oklahoma St.	0.00	0-0	1-0	0.1	0	0	0	0-1
Missouri	18.00	0-0	1-0	0.0	2	2	2	1-0
Missouri St.	12.00	0-0	2-0	3.0	3	6	4	3-5
Auburn	9.00	0-0	1-0	2.0	4	2	2	0-3
Texas A&M	0.00	0-0	1-0	0.0	1	0	0	1-0

MURPHY'S CAREER APPEARANCES

Kacey Murphy 2017 Game-By-Game (Sophomore)
(5 Appearances, 2 Starts)

Date	Opponent	IP	H	R-ER	BB	K	Result
2/19/17	Miami (Ohio)	1.0	0	0-0	0	1	W, 11-1
2/24/17	Bryant	0.1	1	0-0	1	1	W, 11-8
3/3/17	vs. #5 Arizona	1.1	2	1-1	1	0	L, 3-0
3/8/17	ULM*	5.0	3	2-2	1	9	W, 11-2
3/15/17	Alcorn State*	3.0	6	1-1	1	6	W, 11-3
TOTALS	5 G, 2 GS	10.2	12	4-4	4	17	2-0

Kacey Murphy 2016 Game-By-Game (Freshman)
(14 Appearances, 0 Starts)

Date	Opponent	IP	H	R-ER	BB	K	Result
2/19/16	Central Michigan	0.1	0	0-0	1	1	ND
2/21/16	Central Michigan	0.2	0	0-0	1	0	ND
2/23/16	Mississippi Valley St.	1.0	1	1-1	1	1	ND
3/4/16	Eastern Illinois	1.0	1	0-0	0	0	ND
3/9/16	Gonzaga	0.1	0	1-1	0	0	ND
3/13/16	Western Illinois	1.2	0	0-0	0	2	ND
3/18/16	at #12 South Carolina	0.2	3	1-1	1	0	ND
3/26/16	Auburn	2.0	4	2-2	0	3	ND
4/3/16	Missouri	0.0	2	2-2	1	0	ND
4/19/16	#25 Creighton	0.2	1	0-0	0	1	ND
4/26/16	#18 Oklahoma St.	0.1	0	0-0	0	1	ND
5/1/16	#2 Texas A&M	0.0	1	0-0	1	0	ND
5/3/16	at Missouri St.	0.2	0	1-0	2	0	ND
5/17/16	Missouri St.	2.1	3	5-4	1	5	ND
TOTALS	14 G, 0 GS	11.2	16	13-11	9	14	0-0

2017 HIGHLIGHTS

- Earned his first win of the season in his first collegiate start, going a career-high 5.0 innings against ULM (3/8/17) and striking out a career-high nine batters.
- Has only allowed one earned run in three relief appearances, tied for the second-lowest among all relievers on the team.

#34 JAKE REINDL • SO • RHP • 6-1 • 200

CAREER HIGHS

Category	High	Opponent (Last)	Date
Innings	3.0	Miami (Ohio)	2/17/17
Longest Start	--	--	--
Shortest Start	--	--	--
Longest Relief	3.0	Miami (Ohio)	2/17/17
Hits	4	Alcorn State	3/14/17
Runs	2	Gonzaga	3/9/16
Earned Runs	2	Gonzaga	3/9/16
Walks	1	3x (Alcorn State)	3/14/17
Strikeouts	3	Miami (Ohio)	2/17/17

CAREER VS. 2017 OPPONENTS

Team	ERA	W-L	G-GS	IP	H	R	ER	BB-K
Mississippi St.	0.00	0-0	1-0	0.2	0	0	0	0-1
Grambling St.	0.00	0-0	1-0	1.0	1	0	0	0-0
Missouri St.	0.00	0-0	1-0	1.0	1	0	0	0-1
Memphis	9.00	0-0	1-0	1.0	2	1	1	0-1

REINDL'S CAREER APPEARANCES

Jake Reindl 2017 Game-By-Game (Sophomore)
(5 Appearances, 0 Starts)

Date	Opponent	IP	H	R-ER	BB	K	Result
2/17/17	Miami (Ohio)	3.0	2	0-0	0	3	W, 7-0
2/24/17	Bryant	0.1	1	2-2	1	0	W, 11-8
3/1/17	at Louisiana Tech	2.0	3	0-0	0	2	W, 13-10
3/5/17	vs. #14 Oklahoma St.	0.0	0	0-0	1	0	L, 8-3
3/14/17	Alcorn State	2.1	4	1-1	1	1	W, 3-2
TOTALS	5 G, 0 GS	7-2	10	3-3	3	6	0-0

Jake Reindl 2016 Game-By-Game (Freshman)
(6 Appearances, 0 Starts)

Date	Opponent	IP	H	R-ER	BB	K	Result
2/24/16	Mississippi Valley St.	1.0	0	0-0	0	2	ND
3/9/16	Gonzaga	0.1	2	2-2	0	0	ND
3/15/16	Grambling St.	1.0	1	0-0	0	0	ND
4/6/16	at Memphis	1.0	2	1-1	0	1	ND
5/17/16	Missouri St.	1.0	1	0-0	0	1	ND
5/19/16	at #4 Mississippi St.	0.2	0	0-0	0	1	ND
TOTALS	6 G, 0 GS	5.0	6	3-3	0	5	0-0

2017 HIGHLIGHTS

- Set new career-highs in innings pitched (3.0) and strikeouts (3) in first appearance of the year vs. Miami (Ohio).
- Held Louisiana Tech (3/1) scoreless over 2.0 innings of relief to help in nine-run comeback.

#37 WESTON ROGERS • SO • LHP • 6-4 • 215

CAREER HIGHS

Category	High	Opponent (Last)	Date
Innings	4.0	Grambling St.	3/16/16
Longest Start	4.0	Grambling St.	3/16/16
Shortest Start	1.2	Gonzaga	3/9/16
Longest Relief	2.0	2x (Ok. St.)	4/26/16
Hits	5	Bryant	2/25/17
Runs	4	Bryant	2/25/17
Earned Runs	4	Bryant	2/25/17
Walks	2	2x (vs. Nebraska)	3/4/17
Strikeouts	4	2x (at Missouri St.)	5/3/16

CAREER VS. 2017 OPPONENTS

Team	ERA	W-L	G-GS	IP	H	R	ER	BB-K
La. Tech	8.18	0-0	1-1	2.2	3	2	2	1-1
Oklahoma St.	9.00	0-0	1-0	2.0	2	2	2	2-1
Grambling St.	4.50	0-0	1-1	4.0	3	2	2	0-2
LSU	18.00	0-1	1-0	1.0	2	2	2	1-0
Missouri St.	9.00	0-0	1-1	3.0	3	3	3	1-4
Texas A&M	0.00	0-0	1-0	0.0	1	0	0	0-0

ROGERS' CAREER APPEARANCES

Weston Rogers 2017 Game-By-Game (Sophomore)
(5 Appearances, 0 Starts)

Date	Opponent	IP	H	R-ER	BB	K	Result
2/18/17	Miami (Ohio)	1.0	0	0-0	0	1	W, 5-1
2/25/17	Bryant	1.1	5	4-4	0	3	W, 13-7
2/28/17	at Louisiana Tech	0.0	1	1-0	0	0	L, 4-3
3/4/17	vs. Nebraska	1.0	0	0-0	2	1	W, 15-5
3/14/17	Alcorn State	1.1	2	0-0	0	2	W, 3-2
TOTALS	5 G, 0 GS	4.2	8	5-4	2	7	0-0

Weston Rogers 2016 Game-By-Game (Freshman)
(11 Appearances, 5 Starts)

Date	Opponent	IP	H	R-ER	BB	K	Result
2/24/16	Mississippi Valley St.*	2.0	1	0-0	0	4	W, 1-0
2/28/16	vs. #23 Texas Tech	0.1	2	0-0	0	0	ND
3/2/16	Louisiana Tech*	2.2	3	2-2	1	1	ND
3/5/16	Eastern Illinois	1.1	0	0-0	0	3	ND
3/9/16	Gonzaga*	1.2	2	2-2	1	1	ND
3/16/16	Grambling St.*	4.0	3	2-2	0	2	ND
4/19/16	#25 Creighton	2.0	1	0-0	0	1	ND
4/26/16	#18 Oklahoma St.	2.0	2	2-2	2	1	ND
4/30/16	#2 Texas A&M-2	0.0	1	0-0	0	0	ND
5/3/16	at Missouri St.*	3.0	3	3-3	1	4	L, 1-1
5/8/16	at #13 LSU	1.0	2	2-2	1	0	ND
TOTALS	11 G, 5 GS	20.0	20	13-13	6	17	1-1

2016 HIGHLIGHTS

- Made five starts in 11 appearances, all five were mid-week starts.
- Went 1-1 with a 5.85 ERA in 20.0 innings of work.
- Gave up 13 earned runs with just six walks and 17 strikeouts.
- Made two appearances in SEC play.
- Struck out a season-high four batters during first career start and victory against Mississippi Valley State (Feb. 24).
- Longest outing was 4.0 innings against Grambling State (March 16), giving up two earned runs on three hits with two strikeouts over a season-high 61 pitches.
- Also made starts against Louisiana Tech (March 2), Gonzaga (March 9), and at Missouri State (May 3).
- Matched season-high of four strikeouts against Missouri State over three innings.
- Named to 2015-16 First-Year SEC Academic Honor Roll.

#25 DOMINIC TACCOLINI • SR • RHP • 6-3 • 230

CAREER HIGHS

Category	High	Opponent (Last)	Date
Innings	10.0	at Kentucky	4/22/16
Longest Start	10.0	at Kentucky	4/22/16
Shortest Start	1.0	Missouri	4/1/16
Longest Relief	4.2	at Virginia	5/3/14
Hits	12	at S. Carolina	3/18/16
Runs	8	3x (Alabama)	5/13/16
Earned Runs	8	3x (Alabama)	5/13/16
Walks	6	at Texas A&M	4/18/16
Strikeouts	10	2x (ULM)	3/7/17

CAREER VS. 2017 OPPONENTS

Team	ERA	W-L	G-GS	IP	H	R	ER	BB-K
Mississippi St.	3.00	1-1	2-2	12.0	15	8	4	6-8
Missouri	4.50	0-0	2-2	4.0	4	3	2	2-1
Grambling St.	0.00	0-0	1-0	2.0	2	0	0	2-2
Alabama	15.75	0-1	3-2	8.0	12	14	14	11-11
LSU	4.82	1-1	3-2	11.2	13	7	6	4-3
Missouri St.	0.00	1-0	1-0	2.0	0	0	0	0-2
Georgia	0.00	0-0	1-0	2.0	1	0	0	2-2
Memphis	16.36	0-0	1-0	1.1	2	2	2	1-3
Auburn	2.25	0-0	3-2	12.0	14	4	3	7-7
Ole Miss	7.50	1-0	4-2	13.2	13	11	11	8-13
Tennessee	0.00	0-0	1-0	2.1	0	0	0	0-1
Vanderbilt	6.43	0-1	1-1	4.2	8	7	3	3-2
Texas A&M	8.40	1-0	3-3	15.0	19	14	14	9-15

TACCOLINI'S CAREER APPEARANCES

Dominic Taccolini 2017 Game-By-Game (Senior)
(6 Appearances, 2 Starts)

Date	Opponent	IP	H	R-ER	BB	K	Result
2/18/17	Miami (Ohio)	3.0	0	0-0	1	4	W, 5-1
2/24/17	Bryant	1.0	0	0-0	2	2	W, 11-8
2/26/17	Bryant	1.1	2	1-1	1	0	W, 16-6
3/1/17	at Louisiana Tech	0.2	4	7-7	2	0	W, 13-10
3/7/17	ULM*	6.0	7	2-2	2	10	W, 12-2
3/14/17	Alcorn State*	4.0	5	1-1	0	3	W, 3-2
TOTALS	6 G, 2 GS	16.0	18	11-11	8	19	3-0

Dominic Taccolini 2016 Game-By-Game (Junior)
(15 Appearances, 13 Starts)

Date	Opponent	IP	H	R-ER	BB	K	Result
2/19/16	Central Michigan*	7.0	1	1-1	1	3	W, 1-0
2/26/16	vs. #24 Rice*	6.0	5	2-2	1	6	W, 2-0
3/4/16	Eastern Illinois*	5.0	4	2-2	1	5	W, 3-0
3/11/16	Western Illinois*	7.0	2	1-1	2	9	ND
3/18/16	at #12 South Carolina*	6.0	12	8-8	1	2	L, 3-1
3/25/16	Auburn*	2.0	6	2-2	3	3	ND
4/1/16	Missouri*	1.0	4	3-2	1	0	ND
4/6/16	at Memphis	1.1	2	2-2	1	3	ND
4/10/16	at #14 Ole Miss	3.2	4	3-3	1	4	ND
4/14/16	#2 Florida*	3.0	1	3-3	3	2	L, 3-2
4/22/16	at #12 Kentucky*	10.0	5	0-0	0	10	W, 4-2
4/30/16	#2 Texas A&M-1*	6.0	9	5-5	2	6	W, 5-2
5/6/16	at #13 LSU*	5.0	5	5-4	3	1	L, 5-3
5/13/16	Alabama*	3.2	7	8-8	4	4	L, 5-4
5/19/16	at #4 Mississippi St.*	5.1	11	7-3	2	3	L, 5-5
TOTALS	15 G, 13 GS	72.0	78	52-46	26	61	5-5

Dominic Taccolini 2015 Game-By-Game (Sophomore)
(17 Appearances, 13 Starts)

Date	Opponent	IP	H	R-ER	BB	K	Result
2/14/15	North Dakota-1*	6.0	4	2-2	0	8	W, 1-0
2/20/15	vs. #22 UCF*	4.0	4	3-3	3	6	L, 1-1
3/2/15	Eastern Illinois-1*	6.0	2	1-1	2	4	W, 2-1

3/7/15	Loyola Marymount*	7.0	5	2-2	0	9	W, 3-1
3/14/15	at #5 Vanderbilt-2*	4.2	8	7-3	3	2	L, 3-2
3/19/15	#1 LSU*	6.0	6	1-1	1	2	W, 4-2
3/26/15	Ole Miss*	5.2	3	3-3	6	7	W, 5-2
4/4/15	at Auburn*	7.0	5	2-1	3	3	ND
4/11/15	Kentucky*	2.2	6	8-8	4	3	L, 5-3
4/18/15	at #1 Texas A&M-2*	5.1	7	6-6	4	6	ND
4/25/15	Mississippi State*	6.2	4	1-1	4	5	W, 6-3
5/1/15	at Alabama*	4.0	3	2-2	5	6	ND
5/10/15	Tennessee	2.1	0	0-0	0	1	ND
5/12/15	at Creighton	2.2	2	0-0	0	2	ND
5/15/15	at Georgia	2.0	1	0-0	2	2	ND
5/20/15	vs. Florida	3.0	2	0-0	2	1	ND
5/22/15	vs. Florida*	2.0	5	5-4	2	0	L, 6-4
TOTALS	17 G, 13 GS	77.0	67	43-37	41	67	6-4

Dominic Taccolini 2014 Game-By-Game (Freshman)
(17 Appearances, 3 Starts)

Date	Opponent	IP	H	R-ER	BB	K	Result
2/14/14	Appalachian State	1.0	1	2-2	0	0	ND
2/23/14	Eastern Illinois	1.0	0	2-0	0	0	ND
2/28/14	South Alabama	1.0	0	0-0	0	0	ND
3/9/14	at California	1.0	0	0-0	0	0	ND
3/16/14	at Florida	1.0	3	2-2	1	0	ND
3/19/14	Grambling State	2.0	2	0-0	2	2	ND
3/21/14	Alabama	0.1	2	4-4	2	1	ND
4/22/14	Northwestern St.	1.0	0	0-0	0	1	ND
4/23/14	Northwestern St.	2.0	3	0-0	0	3	W, 1-0
4/26/14	Auburn-2	3.0	3	0-0	1	1	ND
4/29/14	at Missouri St.	2.0	0	0-0	0	2	W, 2-0
5/3/14	at Ole Miss	2.0	1	0-0	0	1	ND
5/11/14	Texas A&M*	3.2	3	3-3	3	3	ND
5/17/14	at Missouri*	3.0	0	0-0	1	1	ND
5/23/14	vs. Ole Miss*	1.2	7	5-5	1	1	ND
5/24/14	vs. LSU	0.2	2	1-1	0	0	ND
5/31/14	at Virginia	4.2	2	0-0	1	4	ND
TOTALS	17 G, 3 GS	31.0	29	19-17	12	20	2-0

2017 HIGHLIGHTS

- Tied for the team lead in wins (3) after picking up his third in five appearances Tuesday against ULM.
- Recorded both wins in Friday's and Sunday's contest with Bryant, pitching no more than 1.1 innings in either game.
- Made his first start of the year on Tuesday against ULM, going 6.0 innings and striking out 10 batters to tie a career-high.
- Is the first Razorback pitcher to record 10 or more strikeouts twice in a career since Drew Smyly (1 in 2009 and 2 in 2010).

#15 JAKE ARLEDGE • SR • OF • 5-9 • 180

CAREER HIGHS

Category	High	Opponent (Last)	Date
Hits	3	4x (ULM)	3/8/17
Runs	4	2x (E. Illinois)	3/5/16
Doubles	1	7x (Bryant)	2/25/17
Triples	1	3x (at Ole Miss)	4/9/16
Home Runs	2	E. Illinois	3/5/16
RBI	3	2x (ULM)	3/8/17
Walks	2	4x (Alcorn State)	3/15/17
Stolen Bases	2	at LSU	5/6/16

CAREER VS. 2017 OPPONENTS

Team	AVG.	G-GS	AB	R	H	RBI	SB
La. Tech	.000	1-1	3	0	0	0	1
Oklahoma St.	.500	1-0	2	0	1	0	0
Miss. St.	.200	1-1	5	0	1	0	0
Missouri	.000	2-2	6	1	0	1	0
Grambling St.	.143	2-2	7	1	1	0	0
Alabama	.143	3-1	7	1	1	0	0
LSU	.222	2-2	9	2	2	2	2
Missouri St.	.000	1-1	2	1	0	0	0
Auburn	.286	3-2	7	4	2	0	0
Ole Miss	.200	2-2	5	1	1	0	0
Texas A&M	.000	2-1	3	0	0	0	1

2017 HIGHLIGHTS

- Hit the go-ahead home run in game three against Bryant capping a four-run comeback to take a 6-5 lead.
- Hit his first home run of the year in game two against Bryant, part of a 3-for-4 day with two RBIs.
- Had two hits and one RBI in Louisiana Tech series, including key RBI in fifth that helped in the nine-run comeback.
- Tied a career-high three hits against ULM on in game two of the mid week series, part of a 3-for-4 day with three RBIs, which also tied a career-high.
- Hit the walk-off single to beat Alcorn State (March 14) to score Cannon Chadwick, his second hit of the day.
- Extended his hitting streak to 14-straight games with a 2-for-3 day against Alcorn State (March 15). Also had two runs scored and two walks.
- Hit his third home run of the year against Rhode Island (March 10), part of a 2-for-4 day at the plate, surpassing his home run total from last season.

#17 LUKE BONFIELD • JR • OF • 6-3 • 215

CAREER HIGHS

Category	High	Opponent (Last)	Date
Hits	3	5x (ULM)	3/8/17
Runs	4	2x (vs. Nebraska)	3/4/17
Doubles	2	2x (at Mo. St.)	5/3/16
Triples	--	--	--
Home Runs	1	11x (Alcorn State)	3/15/17
RBI	5	Miss. Valley St.	2/23/16
Walks	4	at LSU	5/7/16
Stolen Bases	--	--	--

CAREER VS. 2017 OPPONENTS

Team	AVG.	G-GS	AB	R	H	RBI	SB
Oklahoma State	.600	2-2	5	3	3	4	0
ULM	.667	1-1	3	0	2	1	0
Mississippi St.	.083	5-4	12	1	1	0	0
Missouri	.200	3-2	5	0	1	0	0
Grambling St.	.375	2-2	8	3	3	1	0
Alabama	.077	4-4	13	0	1	0	0
LSU	.176	5-4	17	2	3	3	0
Missouri St.	.364	4-3	11	1	4	2	0
Memphis	.200	1-1	5	1	1	1	0
Auburn	.300	3-3	10	3	3	3	0
Ole Miss	.333	5-4	18	4	6	2	0
Tennessee	.000	1-1	3	0	0	0	0
Vanderbilt	.000	1-0	2	0	0	0	0
Texas A&M	.333	5-5	21	4	7	7	0

2017 HIGHLIGHTS

- Notched first multi-hit game of season in first game of the year when going 2-for-4 with an RBI against Miami (Ohio).
- Hit first home run of the season against Louisiana Tech (3/1) as part of the nine-run comeback. Ended up 2-for-4 in the game.
- Matched his career-high in both runs scored and hits after going 3-for-4 with four runs scored and one RBI against Nebraska.
- Tied a career-high in hits for the second time this season after going a perfect 3-for-3 against ULM in game two of the midweek series.
- Notched the walk-off single in the bottom of the ninth against Rhode Island to earn Arkansas' fourth series victory of the year.

#8 ERIC COLE • SO • OF • 5-11 • 195

CAREER HIGHS

Category	High	Opponent (Last)	Date
Hits	3	at Miss. St.	5/21/16
Runs	3	Miami (Ohio)	2/19/17
Doubles	1	3x (at Louisiana Tech)	3/1/17
Triples	1	at Missouri St.	5/3/16
Home Runs	1	Miami (Ohio)	2/19/17
RBI	2	2x (Miami (Ohio))	2/17/17
Walks	2	Central Michigan	2/21/16
Stolen Bases	1	3x (Bryant)	2/24/17

CAREER VS. 2017 OPPONENTS

Team	AVG.	G-GS	AB	R	H	RBI	SB
La. Tech	.200	1-1	5	1	1	0	0
Oklahoma St.	.250	1-1	4	0	1	1	0
Miss. St.	.444	2-2	9	1	4	0	1
Missouri	.000	1-1	5	0	0	0	0
Grambling St.	.250	2-1	4	0	1	1	0
Alabama	.000	1-1	3	0	0	0	0
LSU	.400	1-1	5	0	2	0	0
Missouri St.	.667	1-1	3	1	2	2	0
Memphis	.250	1-1	4	0	1	0	0
Auburn	1.000	1-0	1	0	1	0	0
Ole Miss	.000	2-1	4	1	0	0	0

2017 HIGHLIGHTS

- Hit first career home run, the unconventional way, with an inside-the-park home run in the third inning against Miami (Ohio) (Feb. 19).
- It's the first inside-the-park home run by a Razorback since Andrew Benintendi against Mississippi Valley State in 2015.

#28 DOMINIC FLETCHER • FR • OF • 5-11 • 195

CAREER HIGHS

Category	High	Opponent (Last)	Date
Hits	3	Alcorn State	
Runs	2	4x (Alcorn State)	3/15/17
Doubles	1	2x (at Louisiana Tech)	2/28/17
Triples	--	--	--
Home Runs	1	5x (Alcorn State)	3/15/17
RBI	3	ULM	3/8/17
Walks	1	5x (Alcorn State)	3/15/17
Stolen Bases	--	--	--

2017 HIGHLIGHTS

- Hit first collegiate home run against Miami (Ohio) (Feb. 17) in the seventh inning, a solo-shot, part of a 2-for-4 day with two runs scored.
- Became the first Razorback true freshman to hit a home run on Opening Day since Andy Wilkins did it against Wright State in 2008.
- Provided the insurance solo home run against Louisiana Tech (3/1), his second of the season.
- Set a season-high with a three RBI day against ULM in game two of the midweek series, part of a 2-for-5 day at the plate with two runs scored and a home run.

#44 ALEX GOSSER • SR • C • 6-0 • 215

CAREER HIGHS

Category	High	Opponent (Last)	Date
Hits	2	5x (ULM)	3/7/17
Runs	3	ULM	3/7/17
Doubles	1	3x (at Auburn)	4/3/15
Triples	--	--	--
Home Runs	--	--	--
RBI's	1	8x (Alcorn State)	3/14/17
Walks	2	2x (Bucknell)	6/1/14
Stolen Bases	--	--	--

CAREER VS. 2017 OPPONENTS

Team	AVG.	G-GS	AB	R	H	RBI	SB
Oklahoma St.	.000	1-0	0	0	0	0	0
Miss. St.	.000	1-0	0	0	0	0	0
Missouri	.667	1-0	3	1	2	1	0
Grambling St.	.000	1-0	1	0	0	0	0
Alabama	.286	4-3	7	0	2	0	0
LSU	.000	4-3	8	0	0	0	0
Missouri St.	.000	2-1	3	0	0	0	0
Georgia	.667	1-1	3	0	2	0	0
Memphis	.000	2-1	5	0	0	0	0
Auburn	.333	3-2	6	1	2	0	0
Ole Miss	.200	3-2	5	0	1	0	0
Tennessee	.000	1-1	3	0	0	0	0
Texas A&M	.250	5-3	12	1	3	2	0

2017 HIGHLIGHTS

- In his second appearance of the year, made the start at catcher against ULM (3/7/17), going 2-for-4 at the plate, tying a career-high.
- Scored from first on a Jax Biggers double to right-centerfield, one of a career-high three runs scored in the game.

#33 GRANT KOCH • SO • C • 6-0 • 195

CAREER HIGHS

Category	High	Opponent (Last)	Date
Hits	4	Bryant	2/26/17
Runs	3	2x (vs. Nebraska)	3/4/17
Doubles	2	3x (Alcorn State)	3/15/17
Triples	1	2x (Bryant)	2/24/17
Home Runs	1	7x (ULM)	3/7/17
RBI's	4	3x (vs. Nebraska)	3/4/17
Walks	2	2x (Rhode Island)	3/10/17
Stolen Bases	1	Alcorn State	3/14/17

CAREER VS. 2017 OPPONENTS

Team	AVG.	G-GS	AB	R	H	RBI	SB
Oklahoma St.	.500	1-1	2	0	1	0	0
ULM	.000	1-1	1	0	0	0	0
Mississippi St.	.250	3-3	0	2	0	0	0
Grambling	.000	1-1	1	0	0	0	0
Alabama	.375	2-2	8	1	3	1	0
LSU	.000	1-0	1	0	0	0	0
Missouri St.	.286	2-2	7	1	2	2	0
Memphis	.750	1-1	4	2	3	1	0
Auburn	.000	1-0	1	0	0	0	0
Ole Miss	.250	2-2	8	0	2	2	0
Texas A&M	.000	1-0	0	0	0	0	0

2017 HIGHLIGHTS

- Hit a three-run home run in game three against Miami (Ohio) (Feb. 19), one three home runs in the game.
- Set a career-high in hits (4) against Bryant (2/26), part of a 4-for-6 day with two runs scored.
- Went 7-for-15 (.467) over three games against Bryant, hitting a home run and recording one double and one triple.
- Produced the best eight-game start, offensively, to a season by a Razorback catcher since Brady Toops in 2004. Koch was hitting a team-leading .389 with 12 RBIs and three home runs. Toops went 8-for-21 (.381) in 2004 with seven RBIs, three doubles, and four walks, while only starting five of the first eight games that year at catcher.
- Has started 14 games behind the plate this year and is currently in a fifth in the SEC and most among all catchers with 19 RBIs.
- Went 3-for-5 with three RBIs and a home run against Louisiana Tech (3/1).
- Currently second on the team with six multi-hit games and three games with three hits or more.
- Currently fifth in the SEC in slugging percentage (.681).
- Hit a grand slam against Nebraska, part of a 2-for-3 day with three runs scored and two walks.
- Is currently tied for second in the SEC with five home runs.

#20 CARSON SHADDY • R-JR • 2B • 5-11 • 185

CAREER HIGHS

Category	High	Opponent (Last)	Date
Hits	3	9x (ULM)	3/7/17
Runs	2	16x (ULM)	3/7/17
Doubles	3	vs. Nebraska	3/4/17
Triples	1	3x (Alabama)	5/13/16
Home Runs	2	Miss. Valley St.	2/24/16
RBI's	6	Grambling St.	3/15/16
Walks	2	5x (Texas A&M)	4/30/16
Stolen Bases	2	at Ole Miss	4/8/16

CAREER VS. 2017 OPPONENTS

Team	AVG.	G-GS	AB	R	H	RBI	SB
La. Tech	.500	1-1	2	1	1	1	0
Oklahoma St.	.556	3-2	9	3	5	2	0
ULM	.250	1-1	4	2	1	0	0
Mississippi St.	.214	5-3	14	1	3	1	0
Missouri	.077	3-3	13	0	1	1	0
Grambling St.	.667	2-2	6	3	4	6	0
Alabama	.188	4-3	16	1	3	1	0
LSU	.273	6-5	22	2	6	3	1
Missouri St.	.200	4-3	15	3	3	2	0
Georgia	.250	2-1	4	0	1	2	0
Memphis	.250	1-1	4	1	1	0	0
Auburn	.385	5-3	13	4	5	0	0
Ole Miss	.375	5-4	16	4	6	0	2
Tennessee	.000	2-0	2	0	0	0	0
Vanderbilt	.500	2-0	2	0	1	0	0
Texas A&M	.462	4-3	13	3	6	4	0

2017 HIGHLIGHTS

- Has started all 11 games this season either at second base or third base.
- Is one of four Razorbacks with more than one home run so far this year.
- Hit his second home run of the season in the ninth inning against Louisiana Tech (2/28) to keep his hitting streak alive.
- Singled home the tying run in the seventh inning against Louisiana Tech (3/1) to help the Razorbacks complete the nine-run comeback.
- Set a new career-high of three doubles in a perfect 3-for-3 day against Nebraska, including five RBIs.
- Now has two games in his career with five RBIs or more (6 - Grambling State, 2016) and three games of four or more RBIs.
- Named Most Outstanding Player of the Frisco College Classic

#24 CHAD SPANBERGER • JR • INF/OF • 6-3 • 235

CAREER HIGHS

Category	High	Opponent (Last)	Date
Hits	3	3x (Creighton)	4/19/16
Runs	2	5x (ULM)	3/8/17
Doubles	1	9x (Creighton)	4/19/16
Triples	1	2x (at Vanderbilt)	3/14/16
Home Runs	1	8x (Alcorn State)	3/15/17
RBI's	4	3x (Creighton)	4/19/16
Walks	3	2x (ULM)	4/12/16
Stolen Bases	1	at Memphis	3/25/15

CAREER VS. 2017 OPPONENTS

Team	AVG.	G-GS	AB	R	H	RBI	SB
Oklahoma St.	.000	2-2	7	0	0	0	0
ULM	.000	1-1	1	0	0	0	0
Mississippi St.	.286	5-2	7	0	2	1	0
Missouri	.250	2-1	4	1	1	0	0
Grambling	.000	1-1	4	0	0	0	0
Alabama	.071	5-4	14	0	1	2	0
LSU	.100	5-2	10	1	1	0	0
Missouri St.	.500	2-0	2	0	1	0	0
Memphis	.667	1-1	3	1	2	1	1
Auburn	.182	6-6	22	2	4	2	0
Ole Miss	.143	3-0	7	1	1	1	0
Tennessee	.000	2-1	2	0	0	0	0
Vanderbilt	.333	3-3	9	1	3	2	0
Texas A&M	.333	3-3	15	0	5	4	0

2016 HIGHLIGHTS

- Hit first home run of year in second inning of game three against Miami (Ohio), one of three home runs hit in game.
- Notched two multi-hit games against ULM during the midweek series, his second and third of the season.
- Broke out of a 4-for-30 (.133) hitting slump to go 2-for-5 in game two against Alcorn State, including hitting his second home run of the year.

#9 JAX BIGGERS • SO • INF • 5-11 • 175

CAREER HIGHS

Category	High	Opponent (Last)	Date
Hits	4	at Louisiana Tech	3/1/17
Runs	3	Bryant	2/26/17
Doubles	1	4x (Alcorn State)	3/14/17
Triples	--	--	--
Home Runs	1	at Louisiana Tech	3/1/17
RBI's	3	Bryant	2/25/17
Walks	2	3x (vs. Nebraska)	3/4/17
Stolen Bases	--	--	--

2017 HIGHLIGHTS

- Hit first career home run against Louisiana Tech (3/1), part of a perfect 4-for-4 day at the plate with two runs scored.
- Is one of two Razorbacks (G. Koch) to have a four-hit game this season, the second-highest by an SEC player this year.
- Has six hits in his last nine plate appearances with three runs scored, two RBIs and two doubles.

#13 JORDAN MCFARLAND • FR • INF/OF • 6-3 • 200

CAREER HIGHS

Category	High	Opponent (Last)	Date
Hits	2	3x (vs. Nebraska)	3/4/17
Runs	2	Bryant	2/26/17
Doubles	--	--	--
Triples	--	--	--
Home Runs	1	at Louisiana Tech	3/1/17
RBI's	3	2x (Alcorn State)	3/15/17
Walks	2	2x (Alcorn State)	3/14/17
Stolen Bases	--	--	--

2017 HIGHLIGHTS

- Hit first collegiate home run at Louisiana Tech, which ended up being the go-ahead two-run home run to help Arkansas complete a nine-run comeback against the Bulldogs.
- Has made 10 starts in 11 appearances and is hitting .265 with two home runs and nine RBIs.
- Notched his second multi-RBI game of the year in game two against Alcorn State (March 15), hitting a two-run home run in the first inning, one of three home runs hit by the Razorbacks that inning.

QUICK FACTS

GENERAL INFORMATION

Location.....Fayetteville, Arkansas
Founded.....1871
Enrollment.....26,754
Nickname.....Razorbacks
School Colors.....Cardinal (PMS 202) and White
Conference.....Southeastern (Western Division)
System President.....Dr. Donald R. Bobbitt (Arkansas, 1980)
Chancellor.....Dr. Joseph E. Steinmetz (Central Michigan, 1977)
Athletic Director.....Jeff Long (Ohio Wesleyan, 1982)
Faculty Athletic Rep.....Dr. Sharon Hunt (Arkansas, 1973)
Athletics Website.....ArkansasRazorbacks.com
Ticket Office Phone.....1-800-982-HOGS
Athletic Department Phone.....(479) 575-6533

COACHING STAFF

Head Coach.....Dave Van Horn (Arkansas, 1988)
Record at Arkansas.....550-324 (14 seasons, .629)
Overall Division I Record.....870-481 (22 seasons, .644)
Overall as a Head Coach.....1,135-564 (28 seasons, .668)
Van Horn's DI Postseason App. (Total/at UA).....17/13
Van Horn's College World Series Appearances.....6
(Neb: 2001, 2002; Ark: 2004, 2009, 2012, 2015)
Assistant Coach/Recruiting Coordinator Tony Vitello (Missouri, 2002)
Pitching Coach.....Wes Johnson (Arkansas-Monticello, 1994)
Volunteer Assistant Coach.....Josh Elander (TCU, 2016)
Student Asst. Coach.....Rick Nomura
Dir. of Baseball Operations.....Clay Goodwin (Arkansas, 2005)
Athletic Trainer.....Corey Wood (East Carolina, 2008)
Strength & Conditioning.....Mike Strouhal (University of Saint Mary, 2003)
Managers.....Zach Barr
.....Michael McCann
.....Cale Petrie
.....Hayden Sutton

HISTORY

First Year of Arkansas Baseball.....1897
Years of Varsity Baseball at Arkansas.....94
(1897, 1901-03, 05, 08-16, 19-20, 22-29, 47-16)
All-Time Program Record.....2,103-1,344-6 (.610)
All-Time Conference Record/Years.....SEC: 361-360 (.501)/25
SWC: 264-205 (.563)/24
Combined: 625-565 (.525)/49
Conference Titles/Years.....SEC Overall: 2/1999, 2004
SEC Western Division: 4/1999, 2004, 2007, 2011
SWC: 2/1989, 1990
Conference Tournament Record/Years.....SEC: 28-37 (.431)/21
SWC: 18-25 (.419)/14
Combined: 46-62 (.426)/35
Conference Tournament Titles/Years.....SEC: None
SWC: 1/1985
NCAA Postseason Appearances.....28
(1973, 79-80, 83, 85-90, 95-96, 98-99, 2002-15)
NCAA Postseason Record.....71-61 (.538)
College World Series Appearances.....8
(1979, 1985, 1987, 1989, 2004, 2009, 2012, 2015)
College World Series Record.....11-16 (.407)
NCAA Super Regional Appearances.....6
.....(2002, 2004, 2009, 2010, 2012, 2015)
NCAA Super Regional Record.....9-6 (.600)
NCAA Regional Appearances.....27
NCAA Regional Record.....51-39 (.567)
Overall NCAA Regional Hosts.....5 (1999, 2004, 2006, 2007, 2010)
Best NCAA Finish.....1979 National Runner-up

GAME CREDENTIALS

Members of the media should contact John Thomas to request individual game credentials for Razorback home games. Credential requests should be made no later than noon (CT) the day before the scheduled contest and should be directed by e-mail to Thomas. Credential requests for away games should be made to the communications contact of the home team. Only fully accredited personnel directly involved in the coverage of the game will be admitted. Credentials are non-transferable.

INTERVIEW POLICIES

Please direct all requests for interviews with coaches and players to John Thomas. For home SEC weekends, Coach Dave Van Horn will hold his weekly press conference on Thursday with players and assistant coaches available following Thursday's practice. On road SEC weekends, Coach Van Horn will hold his weekly press conference on Wednesday with players and assistant coaches available following Wednesday's practice. Players are not available for interviews on gamedays, except for post-game interviews. Post-game press conferences are held in the indoor Pitching Development Center located down the third base line. Coach Van Horn and two or three most requested Razorback players will address the media. In the event of a doubleheader, the only Arkansas player available between games for interviews is the starting pitcher of game one. The Arkansas clubhouse is off limits to the media at all times.

E-MAIL UPDATES

Members of the media may request to be added to the Arkansas communications baseball e-mail group. Subscribers will receive game notes, game stories and other information. To subscribe, send a request to John Thomas. Please identify yourself and your organization in your request as this service is only available to members of the media.

GAMEDAY MEDIA SERVICES

The Arkansas communications staff provides scorecards, rosters, updated statistics and results for each team in the Baum Stadium press box prior to home games. Box scores, play-by-play and any postgame notes are disseminated approximately 10 minutes after the conclusion of the game. An Associated Press-style game story is also produced by the communications office. Members of the media may request these stories be sent to their organization via e-mail by contacting a member of the communications office.

WIRELESS INTERNET

The Baum Stadium press box is equipped with wireless internet for use by the media. Media members should log on to the "UARK Media" network by using a password that will be provided at the stadium.

GAMEDAY LIVE STATS

Live in-game stats will be provided at <http://arkansas.statbroadcast.com>.

FACILITIES/PARKING

The Arkansas baseball team conducts all games at Baum Stadium at George Cole Field. Baum Stadium is located just off Razorback Road south of Martin Luther King, Jr., Boulevard. There is space for media parking on game day. Only cars with a parking credential will be allowed access to the parking lot.

PHOTOGRAPHERS

No cameras are allowed on the Baum Stadium playing surface during games. Photographers are encouraged to use the photo wells at the end of each dugout and behind home plate.

ARKANSAS ATHLETIC COMMUNICATIONS

The University of Arkansas athletic communications office is located on the main floor of Bud Walton Arena behind the Hog Heaven Store with office hours from 8 a.m. to 5 p.m., Monday through Friday. You can often reach us at Bud Walton after hours, but if not, please leave a message on our voice mail system.

Office: 479-575-2751 | Cell: 479-313-2564
Fax: 479-575-7481 | Press Row: 479-575-6622


Mailing Address
Razorbacks Communications
P.O. Box 7777
Fayetteville, AR 72702-7777



2017 Schedule and Results

	Opponent	Score	WP	LP	SV	Attend	Time
FEBRUARY							
17	Miami (Ohio)	W, 7-0	B. Knight	C. Gnetz	--	9443	3:02
18	Miami (Ohio)	W, 5-1	T. Stephan	Z. Spears	--	10,891	2:37
19	Miami (Ohio)	W, 11-1	K. Kopps	G. Hartwig	--	9,020	3:12
24	Bryant	W, 11-8	D. Taccolini	M. Knych	J. Alberius	6,921	4:08
25	Bryant	W, 13-7	T. Stephan	S. Theetge	--	7,351	3:53
26	Bryant	W, 16-6	D. Taccolini	V. Morgese	--	6,529	4:04
28	at Louisiana Tech	L, 4-3	Ahrlrich	J. Alberius	N. Harris	3,129	2:36
MARCH							
1	at Louisiana Tech	W, 13-10	B. Loseke	Z. Hamilton	--	2,901	3:25
3	vs. #5 Arizona	L, 3-0	J. Cloney	B. Knight	C. Ming	--	2:54
4	vs. Nebraska	W, 15-5	T. Stephan	J. Hohensee	--	10,102	3:45
5	vs. #14 Oklahoma State	L, 8-3	J. Elliott	J. Alberius	Cowan	8,120	3:31
7	ULM	W, 12-2	D. Taccolini	C. Hendrix	--	6,285	2:45
8	ULM	W, 11-2	K. Murphy	K. Backofen	--	6,347	2:41
10	Rhode Island	W, 5-2	B. Loseke	B. Whitman	--	--	3:27
	Rhode Island	W, 3-2	C. Chadwick	T. Barss	--	7,482	2:37
12	Rhode Island	L, 3-0	M. Murphy	J. Alberius	T. Barss	6,410	2:35
14	Alcorn State	W, 3-2	C. Chadwick	A. Acosta	--	6,143	2:57
15	Alcorn State	W, 11-3	K. Murphy	D. Belmont	--	6,211	2:56
17	Mississippi State*	--	Baum Stadium	--	SECN (Bases Loaded)	--	6:32 p.m.
18	Mississippi State*	--	Baum Stadium	--	SECN	--	7:02 p.m.
19	Mississippi State*	--	Baum Stadium	--	SECN+	--	1:02 p.m.
22	New Orleans	--	Baum Stadium	--	SECN+	--	6:02 p.m.
24	at Missouri*	--	Columbia, Mo.	--	--	--	6:30 p.m.
25	at Missouri*	--	Columbia, Mo.	--	SECN	--	2 p.m.
26	at Missouri*	--	Columbia, Mo.	--	--	--	1 p.m.
29	Grambling State	--	Baum Stadium	--	SECN+	--	6:32 p.m.
31	at Alabama*	--	Tuscaloosa, Ala.	--	--	--	6 p.m.
APRIL							
1	at Alabama*	--	Tuscaloosa, Ala.	--	SECN	--	7 p.m.
2	at Alabama*	--	Tuscaloosa, Ala.	--	SECN	--	3 p.m.
4	Grand Canyon	--	Baum Stadium	--	SECN+	--	6:32 p.m.
5	Grand Canyon	--	Baum Stadium	--	SECN+	--	3:02 p.m.
7	LSU*	--	Baum Stadium	--	SECN+	--	6:32 p.m.
8	LSU*	--	Baum Stadium	--	SECN+	--	6:02 p.m.
9	LSU*	--	Baum Stadium	--	SECN+	--	1:02 p.m.
11	at Missouri State	--	Springfield, Mo.	--	--	--	6:35 p.m.
13	Georgia*	--	Baum Stadium	--	SECN+	--	6:32 p.m.
14	Georgia*	--	Baum Stadium	--	SECN+	--	6:02 p.m.
15	Georgia*	--	Baum Stadium	--	SECN+	--	2:02 p.m.
18	Memphis	--	Baum Stadium	--	SECN+	--	6:32 p.m.
19	vs. Memphis	--	North Little Rock, Ark.	--	--	--	6:30 p.m.
21	at Auburn*	--	Auburn, Ala.	--	--	--	6 p.m.
22	at Auburn*	--	Auburn, Ala.	--	--	--	1 p.m.
23	at Auburn*	--	Auburn, Ala.	--	SECN	--	3 p.m.
25	vs. Kansas State	--	Kansas City, Mo.	--	CST	--	6 p.m.
27	Ole Miss*	--	Baum Stadium	--	SECN	--	6:02 p.m.
28	Ole Miss*	--	Baum Stadium	--	SECN	--	6:02 p.m.
29	Ole Miss*	--	Baum Stadium	--	SECN+	--	4:02 p.m.
MAY							
4	at Tennessee*	--	Knoxville, Tenn.	--	SECN	--	6 p.m.
5	at Tennessee*	--	Knoxville, Tenn.	--	--	--	5 p.m.
6	at Tennessee*	--	Knoxville, Tenn.	--	SECN	--	12 p.m.
12	Vanderbilt*	--	Baum Stadium	--	SECN+	--	6:32 p.m.
13	Vanderbilt*	--	Baum Stadium	--	SECN+	--	6:02 p.m.
14	Vanderbilt*	--	Baum Stadium	--	SECN+	--	1:02 p.m.
18	at Texas A&M*	--	College Station, Texas	--	--	--	6:30 p.m.
19	at Texas A&M*	--	College Station, Texas	--	--	--	6:30 p.m.
20	at Texas A&M*	--	College Station, Texas	--	SECN	--	11 a++m.

JV/Radio Roster



JARED GATES
Jr. • 6-0 • 190 • L/R
INF • Wichita, Kan.



MATT BURCH
Fr. • 5-8 • 175 • L/R
INF • Gurnee, Ill.




CODY SCROGGINS
So. • 6-0 • 185 • R/R
RHP • Bentonville, Ark.




HUNTER WILSON
Jr. • 5-10 • 170 • L/R
INF • Spiro, Okla.




JACK KENLEY
Fr. • 6-0 • 180 • L/R
INF • Germantown, Tenn.



ERIC COLE
So. • 5-11 • 195 • S/R
OF • Southlake, Texas




JAX BIGGERS
So. • 5-11 • 175 • L/R
INF • Missouri City, Texas



JOSH ALBERIUS
R-Sr. • 5-11 • 180 • R/R
RHP • Little Rock, Ark.



KEATON MCKINNEY
Jr. • 6-5 • 225 • R/R
RHP • Ankeny, Iowa



ALEX RONNEBAUM
Fr. • 6-4 • 195 • L/R
INF • Overland Park, Kan.




JORDAN MCFARLAND
Fr. • 6-3 • 220 • R/R
INF/OF • Waterloo, Ill.




JAKE ARLEDGE
Sr. • 5-9 • 180 • R/R
OF • Huntington Beach, Calif.




BLAINE KNIGHT
So. • 6-3 • 165 • R/R
RHP • Bryant, Ark.




LUKE BONFIELD
Jr. • 6-3 • 215 • R/R
OF • Skillman, N.J.




ANTHONY DAHL
So. • 6-4 • 200 • R/R
RHP • Angleton, Texas



CARSON SHADDY
R-Jr. • 5-11 • 185 • R/R
3B/C/OF • Fayetteville, Ark.



KACEY MURPHY
So. • 6-0 • 190 • L/L
LHP • Rogers, Ark.



CHAD SPANBERGER
Jr. • 6-3 • 240 • L/R
INF/OF • Granite City, Ill.




DOMINIC TACCOLINI
Sr. • 6-3 • 220 • R/R
RHP • Sugar Land, Texas




EVAN LEE
Fr. • 6-2 • 190 • L/L
LHP/OF • Bryant, Ark.




DOMINIC FLETCHER
Fr. • 5-9 • 175 • L/L
OF • Cypress, Calif.



ANGUS DENTON
Fr. • 5-11 • 160 • R/R
RHP • Beebe, Ark.



BRENDEN HEISS
Fr. • 6-1 • 190 • R/R
RHP • Algonquin, Ill.



MATT CRONIN
Fr. • 6-2 • 190 • L/L
LHP • Navarre, Fla.



GRANT KOCH
So. • 6-0 • 195 • R/R
C • Fayetteville, Ark.



JAKE REINDL
So. • 6-1 • 200 • R/R
RHP • Fayetteville, Ark.




JACOB KOSTYSHOCK
Fr. • 6-4 • 175 • R/R
RHP • O'Fallon, Mo.



CANNON CHADWICK
Sr. • 6-0 • 195 • R/R
RHP • Paris, Texas



WESTON ROGERS
So. • 6-4 • 215 • L/L
LHP • Springdale, Ark.



JORDAN RODRIGUEZ
Sr. • 5-11 • 190 • L/L
LHP • Houston, Texas



DYLAN THOMPSON
Fr. • 6-3 • 195 • L/L
LHP • Little Rock, Ark.



JAXON WILLIAMS
Fr. • 5-8 • 165 • R/R
INF • Rosenberg, Texas



SAMMY BLAIR
Fr. • 5-9 • 175 • R/R
OF • Navasota, Texas



ALEX GOSSER
Sr. • 6-0 • 215 • L/R
C • North Little Rock, Ark.



KEVIN KOPPES
R-Fr. • 6-0 • 195 • R/R
RHP • Sugar Land, Texas




BARRETT LOSEKE
So. • 6-0 • 180 • R/R
RHP • Tulsa, Okla.



TREVOR STEPHAN
Jr. • 6-5 • 225 • R/R
RHP • Magnolia, Texas



HARRISON HEFFLEY
Fr. • 6-3 • 180 • L/L
LHP • Rogers, Ark.



BEN BAILEY
Fr. • 5-10 • 180 • L/R
C • North Little Rock, Ark.



LUCAS KRULL
Fr. • 6-7 • 242 • L/L
LHP • Shawnee, Kan.




JACKSON RUTLEDGE
Fr. • 6-4 • 180 • L/L
LHP • Benton, La.



NOAH MILLER
Fr. • 6-4 • 180 • R/R
RHP • Van Buren, Ark.



ISAIAH CAMPBELL
So. • 6-4 • 220 • R/R
RHP • Olathe, Kan.



DAVE VAN HORN
Head Coach
15th Season



TONY VITELLO
Assistant Coach
4th Season



WES JOHNSON
Assistant Coach
1st Season