



ARKANSAS Baseball Game Notes

8 College World Series Appearances • 6 NCAA Super Regional Appearances
28 NCAA Tournament Appearances • 2 SEC Regular Season Titles • 4 SEC Western Division Titles

'17 SCHEDULE & RESULTS

FEBRUARY

17	MIAMI (OHIO)	W, 7-0
18	MIAMI (OHIO)	W, 5-1
19	MIAMI (OHIO)	W, 11-1
24	BRYANT	W, 11-8
25	BRYANT	W, 13-7
26	BRYANT	W, 16-6
28	at Louisiana Tech	L, 4-3

MARCH

1	at Louisiana Tech	W, 13-10
3	vs. No. 5 Arizona (Frisco, Texas)	L, 3-0
4	vs. Nebraska (Frisco, Texas)	W, 15-5
5	vs. No. 14 Oklahoma St. (Frisco Texas)	L, 8-3
7	ULM	W, 12-2
8	ULM	W, 11-2
10	RHODE ISLAND (DH)	3 p.m.
	RHODE ISLAND (DH)	TBD
12	RHODE ISLAND	1 p.m.
14	ALCORN ST.	6:30 p.m.
15	ALCORN ST.	3 p.m.
17	MISSISSIPPI ST.*	6:30 p.m.
18	MISSISSIPPI ST.*	7 p.m.
19	MISSISSIPPI ST.*	1 p.m.
22	NEW ORLEANS	6 p.m.
24	at Missouri*	6:30 p.m.
25	at Missouri*	2 p.m.
26	at Missouri*	1 p.m.
29	GRAMBLING ST.	6:30 p.m.
31	at Alabama*	6 p.m.

APRIL

1	at Alabama*	7 p.m.
2	at Alabama*	3 p.m.
4	GRAND CANYON	6:30 p.m.
5	GRAND CANYON	3 p.m.
7	LSU*	6:30 p.m.
8	LSU*	6 p.m.
9	LSU*	1 p.m.
11	at Missouri St.	6:35 p.m.
13	GEORGIA*	6:30 p.m.
14	GEORGIA*	6 p.m.
15	GEORGIA*	2 p.m.
18	MEMPHIS	6:30 p.m.
19	vs. Memphis (NLR, Ark.)	6:30 p.m.
21	at Auburn*	6 p.m.
22	at Auburn*	1 p.m.
23	at Auburn*	3 p.m.
25	vs. Kansas St. (Kansas City, Mo.)	6 p.m.
27	OLE MISS*	6 p.m.
28	OLE MISS*	6 p.m.
29	OLE MISS*	4 p.m.

MAY

4	at Tennessee*	6 p.m.
5	at Tennessee*	5 p.m.
6	at Tennessee*	Noon
12	VANDERBILT*	6:30 p.m.
13	VANDERBILT*	6 p.m.
14	VANDERBILT*	1 p.m.
18	at Texas A&M*	6:30 p.m.
19	at Texas A&M*	6:30 p.m.
20	at Texas A&M*	11 a.m.
May 23-28	SEC Tournament (Hoover, Ala.)	TBA

All times Central; Home game in BOLD; * - SEC Game

MARCH 10 - 12 vs. RHODE ISLAND RAMS | BAUM STADIUM



RHODE ISLAND RAMS

Record	5-6
Ranking	NR
Last Season	31-26
Head Coach	Raphael Cerrato
Career Record	188-149-1 (8th season)
Record at URI	57-52-1 (3rd season)



ARKANSAS RAZORBACKS

Record	10-3
Ranking	30
Last Season	26-29
Head Coach	Dave Van Horn
Career Record	1,145-567 (29th season)
Record at Arkansas	560-327 (15th Season)

SERIES BY THE NUMBERS (2017 STATS)

URI	OFFENSE	ARKANSAS	URI	PITCHING/DEFENSE	ARKANSAS
.260	Batting Avg.	.296	4.41	ERA	3.83
.351	Slugging Pct.	.478	100.0	Innings Pitched	115.0
.326	On-Base Pct.	.397	0	Complete Games	0
11	Doubles	25	4	Saves	1
3	Triples	2	1.59	Strikeout/Walk Ratio	2.92
6	Home Runs	18	.233	Opponent's Avg.	.223
28	Walks	61	12	Errors	11
17-of-22	Stolen Bases/Att	6-of-11	6	Double Plays	4

All-time Series: First Meeting

PROBABLE PITCHERS

FRI (Game 1): URI LHP Tyler Wilson vs. ARK RHP Blaine Knight
FRI (Game 2): URI RHP Nick Johnson vs. ARK RHP Trevor Stephan
SUN: URI RHP Matt Murphy vs. ARK TBA

RAZORBACK NOTES

FEELS GOOD TO BE BACK - Arkansas kicked off an 11-game homestand Tuesday against ULM. The Hogs won two against the Warhawks earlier this week and will play three this weekend against Rhode Island. The Hogs are a perfect 8-0 at home this year with series sweeps over Miami (Ohio) Bryant, and ULM. The Razorbacks are one of five teams in the SEC still undefeated at home this year, but are one of two to have played eight or more games at home and still be undefeated.

TACCOLINI SHOWS GRIT IN START - Arkansas may have found its Sunday starter after the performance that Dominic Tacolini showed on Tuesday against ULM. The senior right-hander threw six strong innings, striking out 10 batters to match a career-high. It was the second performance in four games that a Razorback pitcher recorded 10 strikeouts in a game after Blaine Knight achieved the feat against No. 5

Arizona last week at the Frisco Classic. Tacolini now has three wins on the year which is tied with Trevor Stephan for the most on the team. The 10 strikeouts matches his previous high from last season when he struck out 10 at No. 15 Kentucky in a complete-game 10-inning shutout.

SHADY TAKES HOME TOURNAMENT MVP - Redshirt junior Carson Shaddy had a week to remember. Over the five games last week, the Fayetteville native hit .438 with four of his seven hits going for doubles. He also had one home run coming against Louisiana Tech to give him two for the year. Being a tough out against some of the best pitching at the Frisco Classic, Shaddy hit a staggering .556 with six RBIs, including a career-high three doubles against Nebraska. His weekend performance outshined the rest to earn him Frisco Classic Most Outstanding Player honors.

This is
BASEBALL

MLB (7)

Name	Years at Arkansas	Club
Andrew Benintendi	2014-15	Boston
Brett Eibner	2008-10	Los Angeles Dodgers
Logan Forsythe	2006-08	Los Angeles Dodgers
Dallas Keuchel	2007-09	Houston
James McCann	2009-11	Detroit
Blake Parker	2004-06	Los Angeles Angels
Drew Smyly	2009-10	Seattle

AAA (5)

Name	Years at Arkansas	Club
D.J. Baxendale	2010-12	Rochester (MIN)
Mike Bolsinger	2008-10	Buffalo (TOR)
Matt Reynolds	2010-12	Las Vegas (NYM)
Ryne Stanek	2011-13	Durham (TB)
Andy Wilkins	2008-10	Colorado Springs (MIL)

AA (5)

Name	Years at Arkansas	Club
Brian Anderson	2012-14	Jacksonville (MIA)
Barrett Astin	2011-13	Pensacola (CIN)
Jalen Beeks	2013-14	Portland (BOS)
Dominic Ficociello	2011-13	Erie (DET)
Nolan Sanburn	2011-12	Birmingham (CWS)

A-Advanced (1)

Name	Years at Arkansas	Club
Jacob Morris	2011-13	Winston-Salem (CWS)

A (4)

Name	Years at Arkansas	Club
Trey Killian	2013-15	Asheville (COL)
Jackson Lowery	2014-15	Lansing (TOR)
Tyler Spoon	2013-15	Greenville (BOS)
Bobby Wernes	2014-15	Quad City (HOU)

A-Short (3)

Name	Years at Arkansas	Club
Clark Eagan	2014-16	West Virginia (PIT)
Zach Jackson	2014-16	Vancouver (TOR)
James Teague	2014-16	Aberdeen (BAL)

Rookie (3)

Name	Years at Arkansas	Club
Michael Bernal	2014-16	AZL Giants (SF)
Tucker Pennell	2015-16	AZL Padres (SD)
Doug Willey	2016	Orem (LAA)

LOSEKE AND ALBERIUS SHINE AT LOUISIANA

TECH - Lost in the major offensive outburst in Wednesday's comeback at Louisiana Tech, red-shirt senior Josh Alberius and sophomore Barrett Loseke shined on the mound over the two-game stretch. Starting his first collegiate game on Tuesday, Alberius pitched a career-high 5.1 innings and struck out a career-high seven batters. Alberius was near untouchable into the sixth inning, but was saddled with the loss after an error allowed two unearned runs home. As for Loseke, the Tulsa, Oklahoma native stifled the La. Tech bats for 4.0 innings, striking out seven batters, also a career-high. So far this season, there have been seven outings by Hog pitchers where they have tallied five or more strikeouts.

MURPHY CONTINUES STRING OF STRONG

STARTING PITCHING - Sophomore Kacey Murphy followed Taccolini the next day against ULM with a near identical performance. The Rogers, Arkansas native, making his first start of his career went a career-long five innings and struck out nine, also a career-high. Murphy had never pitched more than two innings before Wednesday's game, but proved he could be used in any situation as the season goes on. Over the last five games, Arkansas' starting pitchers have struck out 39 batters over 25 innings with all but one pitching through the fifth inning.

KNIGHT GOES TOE-TO-TOE AGAINST ARIZONA

NA - Even though he was saddled with the loss Friday against No. 5 Arizona at the Frisco Classic, sophomore pitcher Blaine Knight threw, arguably, the best game of his young career. The Bryant, Arkansas native matched the Wildcats number one pitcher, lefty J.C. Cloney pitch for pitch through six innings and totaled a career-high 10 strikeouts. Knight set down 11 of the first 12 batters he faced and had his 10 strikeouts by the fifth inning. The 10 strikeouts is the most by a Hog pitcher since Dominic Taccolini's 10-inning masterpiece against Kentucky last season. In his three starts this year, Knight has had at least four strikeouts or more and has only walked one batter in 15 innings. The walk total makes him one

of five pitchers in the SEC with one walk or less this year.

KOCH LEADING THE WAY - Grant Koch is one of the hottest hitters for the Razorbacks through 13 games. Last week against Louisiana Tech and the Frisco Classic field, Koch went 6-for-20 (.300) and hit his third and fourth home run of the year along with three doubles and slugged .750. Koch's bat wasn't silent during the nine-run comeback at Louisiana Tech, as he went 3-for-5 at the plate including a three-run home run. Against Nebraska, Koch hit a grand slam, part of a 2-for-3 day. Currently hitting .352 on the year, Koch has five home runs, which ties with LSU's Greg Deichmann and Alabama's Chandler Taylor for the SEC lead. His 19 RBIs this year not only leads all Razorbacks, but second in the SEC, highest among all catchers.

STEPHAN CONTINUES STRONG START - Junior pitcher Trevor Stephan has only been a pitcher for two seasons, but he looks like a seasoned veteran on the mound after his first three starts this season. Stephan has been the Saturday starter for all three weekends this year and he has yet to give up more than three hits or two runs each time. Stephan currently leads all Hog pitchers with a 1.15 ERA and a perfect 3.0 record. Last week against Nebraska, Stephan battled through a tough first two innings to go a season-high six innings, giving up one earned run, and striking out eight batters, also a season-high. The run support has been healthy for Stephan as well. In his three starts, the Razorbacks have scored 33 runs, 11.0 per game, which is the highest among all starters on the staff. Stephan's ERA is the ninth lowest among all SEC pitchers and he is one of four with three wins already this year.

2017 SEC STANDINGS

	Conference				Overall			Last 10	Streak	
	W	L	Win%	GB	W	L	Win%			
WESTERN	Texas A&M	0	0	0.000	--	11	3	.786	7-3	W2
	Arkansas	0	0	0.000	--	10	3	.769	7-3	W2
	Auburn	0	0	0.000	--	10	4	.714	7-3	W1
	LSU	0	0	0.000	--	9	4	.692	6-4	L2
	Ole Miss	0	0	0.000	--	8	5	.615	5-5	L1
	Alabama	0	0	0.000	--	6	5	.545	5-5	W3
Mississippi State	0	0	0.000	--	7	6	.538	5-5	L2	
EASTERN	Missouri	0	0	0.000	--	12	1	.923	10-0	W12
	Tennessee	0	0	0.000	--	9	1	.900	9-1	W8
	Florida	0	0	0.000	--	10	4	.714	7-3	L2
	South Carolina	0	0	0.000	--	9	5	.643	6-4	W2
	Vanderbilt	0	0	0.000	--	9	5	.643	6-4	W3
	Kentucky	0	0	0.000	--	8	6	.571	8-2	L1
Georgia	0	0	0.000	--	6	7	.462	5-5	W1	

Baseball America

Week 3 (March 6)

1. TCU	10-1
2. Florida State	9-2
3. Florida	10-2
4. Louisville	11-0
5. Oregon State	10-1
6. LSU	9-3
7. Cal State Fullerton	8-3
8. East Carolina	8-3
9. Clemson	8-3
10. South Carolina	7-5
11. Arizona	10-1
12. Washington	7-4
13. Virginia	12-1
14. Texas Tech	11-2
15. UL-Lafayette	6-4
16. Stanford	9-3
17. North Carolina	9-3
18. Coastal Carolina	9-5
19. Georgia Tech	9-2
20. NC State	6-5
21. Ole Miss	7-4
22. St. John's	10-1
23. Oklahoma State	6-5
24. Baylor	11-1
25. Texas A&M	9-3

D1Baseball.com

Week 3 (March 6)

1. TCU	10-1
2. Florida	10-2
3. Florida State	9-2
4. Oregon State	10-1
5. Louisville	12-0
6. Texas Tech	11-2
7. LSU	9-3
8. South Carolina	7-5
9. Arizona	10-2
10. Virginia	11-1
11. Cal State Fullerton	5-4
12. Stanford	9-3
13. North Carolina	9-3
14. Clemson	8-3
15. UL-Lafayette	6-4
16. Ole Miss	7-4
17. Texas A&M	9-3
18. East Carolina	8-3
19. St. John's	10-1
20. NC State	6-5
21. Coastal Carolina	9-5
22. Baylor	11-1
23. Houston	7-3
24. Michigan	9-3
25. Vanderbilt	7-5

Perfect Game

Week 2 (Feb. 27)

1. TCU	6-1
2. LSU	7-1
3. Florida	6-1
4. Florida State	5-2
5. South Carolina	5-3
6. Louisville	7-0
7. Oregon State	7-1
8. Ole Miss	7-0
9. North Carolina	7-0
10. Vanderbilt	4-3
11. UL-Lafayette	3-3
12. NC State	4-2
13. East Carolina	4-3
14. Oklahoma State	4-3
15. Cal State Fullerton	4-3
16. Texas	5-3
17. Stanford	5-2
18. Clemson	5-2
19. Washington	4-3
20. Houston	5-2
21. Arizona	8-0
22. Texas A&M	6-1
23. Virginia	7-0
24. Texas Tech	8-1
25. Dallas Baptist	5-2

USA Today/ESPN

Week 3 (March 6)

1. TCU (30)	10-1
2. Florida (1)	10-2
3. Florida State	9-2
4. Oregon State	10-1
5. Louisville	11-0
6. Arizona	10-1
7. LSU	9-3
8. Virginia	11-1
9. Texas Tech	11-2
10. North Carolina	9-3
11. Clemson	8-3
12. Texas A&M	9-3
13. South Carolina	7-5
14. Stanford	9-3
15. Baylor	11-1
16. St. John's	10-1
17. Cal State Fullerton	5-4
East Carolina	8-3
20. Ole Miss	7-4
21. UL-Lafayette	6-4
22. Coastal Carolina	9-5
23. Georgia Tech	9-2
24. Louisiana Tech	11-1
Vanderbilt	7-5

Collegiate Baseball

Week 3 (March 6)

1. TCU	10-1
2. Florida	10-2
3. Oregon State	10-1
4. Arizona	10-1
5. Louisville	11-0
6. LSU	9-3
7. Virginia	11-1
8. Florida State	9-2
9. St. John's	10-1
10. Baylor	11-1
11. Texas A&M	9-3
12. Texas Tech	11-2
13. Oklahoma	13-1
14. North Carolina	9-3
15. Clemson	8-3
16. Dallas Baptist	8-3
17. Stanford	9-3
18. South Carolina	7-5
19. Michigan	9-3
20. East Carolina	8-3
21. Vanderbilt	7-5
22. Cal State Fullerton	5-4
23. Coastal Carolina	9-5
24. Florida Gulf Coast	10-2
25. Tennessee	9-1

NCBWA

Week 3 (March 6)

1. TCU	10-1
2. Florida	10-2
3. Florida State	9-2
4. Louisville	11-0
5. Oregon State	10-1
6. Arizona	10-1
7. LSU	9-3
8. South Carolina	7-5
9. Texas Tech	11-2
10. Clemson	8-3
11. Virginia	11-1
12. Texas A&M	9-3
13. Stanford	9-3
14. Cal State Fullerton	5-4
15. North Carolina	9-3
16. Georgia Tech	9-2
17. UL-Lafayette	6-4
18. Ole Miss	7-4
19. East Carolina	8-3
20. St. John's	10-1
21. Coastal Carolina	9-5
22. NC State	6-5
23. Baylor	11-1
24. Houston	7-3
25. Louisiana Tech	11-1
26. Vanderbilt	7-5
27. Dallas Baptist	8-3
28. Washington	7-4
29. Oklahoma	13-1
30. Arkansas	8-3

Arkansas Week-By-Week in the Polls

	BA	D1	PG	USA TODAY	CB	NCBWA
Preseason	NR	NR	NR	NR	NR	NR
Week 1	NR	NR	NR	NR	NR	NR
Week 2	NR	24	NR	NR	NR	20
Week 3	NR	NR	NR	NR	NR	30
Week 4	--	--	--	--	--	--
Week 5	--	--	--	--	--	--
Week 6	--	--	--	--	--	--
Week 7	--	--	--	--	--	--
Week 8	--	--	--	--	--	--
Week 9	--	--	--	--	--	--
Week 10	--	--	--	--	--	--
Week 11	--	--	--	--	--	--
Week 12	--	--	--	--	--	--
Week 13	--	--	--	--	--	--
Week 14	--	--	--	--	--	--
Week 15	--	--	--	--	--	--
Final	--	--	--	--	--	--

BA - Baseball America

ESPN - USA Today/ESPN

CB - Collegiate Baseball

NCBWA - National Collegiate Baseball Writers Association

PG - Perfect Game

D1 - D1Baseball.com

Head Coach Dave Van Horn



PERSONAL

Born: Sept. 17, 1960
 Hometown: Kansas City, Mo.
 Alma Mater: Arkansas (1988)
 Masters of Science: East Texas State Univ. (1992)
 Wife: Karen
 Children: Hollan, Mariel
 Named Head Coach at Arkansas: June 21, 2002

PLAYING HISTORY

1982-1984 Atlanta Braves Organization
 1982 MLB Draft: 10th Rd (Braves)
 1982 Arkansas
 1980-1981 McLennan (Texas) CC

COACHING HONORS

2004 SEC Coach of the Year
 2001 Baseball America National Coach of the Year
 2001 BIG 12 Coach of the Year
 2001 ABCA Midwest Region Coach of the Year
 2000 ABCA Midwest Region Coach of the Year
 1997 Southland Coach of the Year
 1995 Southland Coach of the Year
 1994 NCAA Division II Coach of the Year
 1994 ABCA Central Region Coach of the Year

HALL OF FAME

2013 Inducted into Winnetonka HS HOF
 2012 Inducted into Ban Johnson League HOF
 2001 Inducted into Central Missouri State HOF

After finishing his 14th season at the helm of the Arkansas baseball program in 2015-16, head coach Dave Van Horn continues to elevate the Razorbacks to one of the nation's premier teams year in and year out. Over his 14 seasons as head Hog, Van Horn has led Arkansas to four College World Series appearances, 13 NCAA Tournament berths, one Southeastern Conference overall title, three SEC Western Division championships and a total of 550 wins.

The highly decorated coach has both individual and team honors throughout his 27-year coaching resume, beginning at Texarkana (Texas) Community College all the way through the present. Individually, he has been named national coach of the year twice, regional coach of the year twice and conference coach of the year four times. His teams have made six College World Series appearances, won five outright conference championships, a Division II National Championship and made 17 appearances in the NCAA Tournament. Van Horn is one of only 11 coaches in NCAA history to lead two programs to the College World Series.

Since joining the Razorbacks as head coach, Van Horn has led his teams to an SEC Championship, three SEC Western Division titles, 14 NCAA Tournament berths and four College World Series appearances. His players have earned 17 All-America honors, 24 All-SEC nods, 104 SEC Academic Honor Roll spots and 11 Capital One Academic All-District accolades. Not resting on his laurels, Van Horn has kept his competitive juices flowing as he seeks to bring a national championship to his alma mater.

With Van Horn's success over the years, fans have also flocked to Baum Stadium and last year was no different. In 2016, Arkansas finished fourth in the nation in average attendance (7,815) and fifth in total attendance (265,718). It's the fourth straight year that Arkansas has finished in the top-five nationally in attendance, while boasting one of the best stadiums in college baseball.

DVH AGAINST 2017 OPPONENTS				
	W/L	Home	Away	Neutral
Alabama	25-22	14-7	9-12	2-3
Alcorn State	1-0	1-0	--	--
Arizona	0-2	--	--	0-2
Auburn	24-18	12-9	12-9	--
Bryant	4-1	3-0	--	1-1
Georgia	17-13	9-6	8-6	0-1
Grambling State	5-0	5-0	--	--
Grand Canyon	--	--	--	--
Kansas State	12-7	7-0	4-7	1-0
Louisiana Monroe	4-1	3-1	--	1-0
Louisiana State (LSU)	16-34	8-13	7-14	1-7
Louisiana Tech	15-4	6-1	6-3	3-0
Memphis	5-1	--	3-0	2-1
Miami (Ohio)	4-0	3-0	--	1-0
Mississippi State	21-23	10-11	10-11	1-1
Missouri	7-2	4-2	3-0	0-0
Missouri State	15-7	9-5	6-2	--
Nebraska	4-5	2-2	1-3	1-0
New Orleans	2-0	2-0	--	--
Oklahoma State	5-5	2-3	2-1	1-1
Ole Miss	20-30	8-13	8-13	4-4
Rhode Island	--	--	--	--
Tennessee	20-12	9-5	9-6	2-1
Texas A&M	9-8	5-4	3-4	1-0
Texas Tech	2-0	--	--	2-0
Vanderbilt	14-19	10-7	6-8	0-4

VAN HORN'S CAREER NUMBERS

Year	School	Record	Pct.	Conf.	Place	Tourn.	NCAA
1989	Texarkana CC	39-18	.684	NA	NA	NA	--
1990	Texarkana CC	44-14	.759	NA	NA	NA	--
1991	Texarkana CC	45-12	.789	NA	NA	NA	--
1992	Texarkana CC	48-10	.827	NA	1st	NA	--
1993	Texarkana CC	38-18	.678	NA	NA	NA	--
<i>Totals</i>		<i>214-72</i>	<i>.748</i>	--	--	--	--
<hr/>							
1994	Central Missouri State	51-11	.823	15-1	1st (Div.)	1st (4-1)	NCAA DII Champs
<i>Totals</i>		<i>51-11</i>	<i>.823</i>	<i>15-1</i>	--	<i>1 (4-1)</i>	--
<hr/>							
1995	Northwestern State	37-15	.711	19-5	1st	DNP (0-2)	--
1996	Northwestern State	34-27	.557	14-16	2nd (Div.)	2nd (3-2)	--
1997	Northwestern State	35-23	.603	19-9	1st	DNP (0-2)	--
<i>Totals</i>		<i>106-65</i>	<i>.620</i>	<i>52-30</i>	--	<i>3 (3-6)</i>	--
<hr/>							
1998	Nebraska	24-20	.545	10-13	7th	DNQ	DNQ
1999	Nebraska	42-18	.700	16-9	5th	1st (4-0)	NCAA (1-2)
2000	Nebraska	51-17	.750	21-9	2nd	1st (5-1)	NCAA (4-2)
2001	Nebraska	50-16	.758	20-8	1st	1st (4-0)	CWS (5-2)
2002	Nebraska	47-21	.691	16-11	2nd	2nd (3-1)	CWS (5-3)
<i>Totals</i>		<i>214-92</i>	<i>.699</i>	<i>67-39</i>	--	<i>4 (16-2)</i>	<i>4 (15-9)</i>
<hr/>							
2003	Arkansas	35-22	.612	14-16	6th West	T-7th (0-2)	NCAA (1-2)
2004	Arkansas	45-24	.652	19-11	T-1st Overall	4th (2-2)	CWS (6-3)
2005	Arkansas	39-22	.636	13-17	T-5th West	T-7th (0-2)	NCAA (2-2)
2006	Arkansas	39-21	.650	18-12	2nd West	T-7th (0-2)	NCAA (1-2)
2007	Arkansas	43-21	.672	18-12	1st West	2nd (3-1)	NCAA (2-2)
2008	Arkansas	34-24	.586	14-15	4th West	DNQ	NCAA (0-2)
2009	Arkansas	41-24	.631	14-15	4th West	4th (2-2)	CWS (7-2)
2010	Arkansas	43-21	.672	18-12	2nd West	T-7th (0-2)	NCAA (3-3)
2011	Arkansas	40-22	.645	15-15	1st West	T-3rd (2-2)	NCAA (2-2)
2012	Arkansas	46-22	.676	16-14	T-2nd West	T-9th (0-2)	CWS (7-3)
2013	Arkansas	39-22	.639	18-11	2nd West	T-3rd (2-1)	NCAA (2-2)
2014	Arkansas	40-25	.615	16-14	4th West	T-3rd (3-2)	NCAA (2-2)
2015	Arkansas	40-25	.615	17-12	3rd West	T-5th (2-2)	CWS (5-3)
2016	Arkansas	26-29	.473	7-23	7th West	DNQ	DNQ
2017	Arkansas	10-3	.875	0-0	--	--	--
<i>Totals</i>		<i>560-327</i>	<i>.631</i>	<i>217-199</i>	--	<i>12 (16-22)</i>	<i>13 (40-30)</i>
<i>Career Totals</i>		<i>1145-567</i>	<i>.669</i>	<i>351-269</i>	--	<i>39-31 (.557)</i>	<i>55-39 (.585)</i>



Numerical Roster

No.	Player	Pos.	B/T	Yr.	Ht.	Wt.	Hometown/Previous School
3	Jared Gates	INF	L/R	Jr	6-0	190	Wichita, Kan. / Wichita Northwest HS / Iowa West. CC
4	Matt Burch	INF	L/R	Fr	5-8	175	Gurnee, Ill. / Warren Township HS
5	Cody Scroggins	RHP	R/R	So	6-0	185	Bentonville, Ark. / Bentonville HS
6	Hunter Wilson	INF	L/R	Jr	5-10	170	Spiro, Okla. / Spiro HS / Stephen F. Austin / Eastern Ok. St. JC
7	Jack Kenley	INF	L/R	Fr	6-0	180	Germantown, Tenn. / Houston HS
8	Eric Cole	OF	S/R	So	5-11	195	Southlake, Texas / Southlake Carroll HS
9	Jax Biggers	INF	L/R	So	5-11	175	Missouri City, Texas / Ridge Point HS / Cisco JC
10	Josh Alberius	RHP	R/R	R-Sr	5-11	180	Little Rock, Ark. / Little Rock Christian Academy
11	Keaton McKinney	RHP	R/R	Jr	6-5	225	Ankeny, Iowa / Centennial HS
12	Alex Ronnebaum	INF	L/R	Fr	6-4	195	Overland Park, Kan. / Blue Valley West HS
13	Jordan McFarland	INF/OF	R/R	Fr	6-3	220	Waterloo, Ill. / Waterloo HS
15	Jake Arledge	OF	R/R	Sr	5-9	180	Huntington Beach, Calif. / Panola JC
16	Blaine Knight	RHP	R/R	So	6-3	165	Bryant, Ark. / Bryant HS
17	Luke Bonfield	OF	R/R	Jr	6-3	215	Skillman, N.J. / IMG Academy
18	Anthony Dahl	RHP	R/R	So	6-4	200	Angleton, Texas / Brazoswood HS
20	Carson Shaddy	3B/C/OF	R/R	R-Jr	5-11	185	Fayetteville, Ark. / Fayetteville HS
21	Kacey Murphy	LHP	L/L	So	6-0	190	Rogers, Ark. / Rogers Heritage HS
24	Chad Spanberger	INF/OF	L/R	Jr	6-3	240	Granite City, Ill. / Granite City HS
25	Dominic Taccolini	RHP	R/R	Sr	6-3	220	Sugar Land, Texas / Kempner HS
27	Evan Lee	LHP/OF	R/L	Fr	6-2	190	Bryant, Ark. / Bryant HS
28	Dominic Fletcher	OF	L/L	Fr	5-9	175	Cypress, Calif. / Cypress HS
29	Angus Denton	RHP	R/R	Fr	5-11	160	Beebe, Ark. / Beebe HS
30	Brenden Heiss	RHP	R/R	Fr	6-1	190	Algonquin, Ill. / Jacobs HS
32	Matt Cronin	LHP	L/L	Fr	6-2	190	Navarre, Fla. / Navarre HS
33	Grant Koch	C	R/R	So	6-0	195	Fayetteville, Ark. / Fayetteville HS
34	Jake Reindl	RHP	R/R	So	6-1	200	Fayetteville, Ark. / Shiloh Christian
35	Jacob Kostyshock	RHP	R/R	Fr	6-4	175	O'Fallon, Mo. / Francis Howell HS
36	Cannon Chadwick	RHP	R/R	Sr	6-0	195	Paris, Texas / Paris Junior College
37	Weston Rogers	LHP	L/L	So	6-4	215	Springdale, Ark. / Har-Ber HS
38	Jordan Rodriguez	LHP	L/L	Sr	5-11	190	Houston, Texas / Alvin CC
39	Dylan Thompson	LHP	L/L	Fr	6-3	195	Little Rock, Ark. / Catholic HS
42	Jaxon Williams	INF	R/R	Fr	5-8	165	Rosenberg, Texas / B.F. Terry HS
43	Sammy Blair	OF	R/R	Fr	5-9	175	Navasota, Texas / Navasota HS
44	Alex Gosser	C	L/R	Sr	6-0	215	North Little Rock, Ark. / North Little Rock HS
45	Kevin Kopps	RHP	R/R	R-Fr	6-0	195	Sugar Land, Texas / George Ranch HS
46	Barrett Loseke	RHP	R/R	So	6-0	180	Tulsa, Okla. / Jenks HS
48	Trevor Stephan	RHP	R/R	Jr	6-5	225	Magnolia, Texas / Magnolia West HS / Hill College
49	Harrison Heffley	LHP	L/L	Fr	6-3	180	Rogers, Ark. / Rogers HS
50	Ben Bailey	C	L/R	Fr	5-10	180	North Little Rock, Ark. / North Little Rock HS
51	Lucas Krull	LHP	L/L	Fr	6-7	242	Shawnee, Kan. / Mill Valley HS
52	Jackson Rutledge	LHP	L/L	Fr	6-4	180	Benton, La. / Benton HS
53	Noah Miller	RHP	R/R	Fr	6-4	180	Van Buren, Ark. / Van Buren HS
54	Zack Plunkett	RHP/C	R/R	Jr	6-2	205	Hurst, Texas / TCU / L.D. Bell HS
55	Isaiah Campbell	RHP	R/R	So	6-4	220	Olathe, Kan. / Olathe South HS

Coaches and Support Staff

Head Coach:	2 Dave Van Horn, 15th Season (Arkansas, 1988)
Assistant Coach:	22 Tony Vitello, 4th Season (Missouri, 2002)
Assistant Coach:	40 Wes Johnson 1st Season (Arkansas-Monticello 1994)
Volunteer Assistant Coach:	14 Josh Elander, 1st Season (TCU, 2016)
Student Asst. Coaches:	1 Rick Nomura, 1st Season; 41 Cullen Gassaway, 1st Season
Director of Operations:	Clay Goodwin, 10th Season (Arkansas, 2005)
Athletic Trainer:	Corey Wood (East Carolina, 2008)
Strength & Conditioning	Mike Strouhal (University of Saint Mary, 2003)
Managers:	Michael McCann, Hayden Sutton, Zach Barr, Cale Petrie

Pronunciation Guide

Josh Alberius	al-BEER-ee-us	Carson Shaddy	shad-EE
Grant Koch	Cook	Trevor Stephan	STEF-fan
Brenden Heiss	HIGH-sss	Dominic Taccolini	Dom-i-nick Tac-O-Lee-nee
Jacob Kostyshock	COST-ee-shock	Josh Elander	EE-Lander
Barrett Loseke	LOW-ski	Tony Vitello	VIE-tell-oh
Rick Nomura	NO-mura		
Jake Reindl	RINE-dull		
Alex Ronnebaum	Ronnie-Baum		

2017 Overall Statistics



Arkansas Baseball Overall Statistics for Arkansas (as of Mar 08, 2017) (All games Sorted by Batting avg)



Record: 10-3 Home: 8-0 Away: 1-1 Neutral: 1-2 SEC: 0-0

Player	avg	gp-gs	ab	r	h	2b	3b	hr	rbi	tb	slg%	bb	hp	so	gdp	ob%	sf	sh	sb-att	po	a	e	fld%
20 Carson Shaddy	.372	13-13	43	14	16	4	0	3	16	29	.674	8	6	12	0	.517	1	0	2-4	22	19	4	.911
33 Grant Koch	.352	13-13	54	16	19	5	1	5	19	41	.759	5	0	8	0	.407	0	0	0-0	103	10	0	1.000
15 Jake Arledge	.350	11-10	40	13	14	1	0	2	9	21	.525	6	1	8	1	.447	0	1	2-3	21	3	0	1.000
9 Jax Biggers	.341	13-13	41	13	14	3	0	1	8	20	.488	11	1	4	1	.491	0	1	1-1	14	30	0	1.000
17 Luke Bonfield	.308	13-13	52	12	16	4	0	1	11	23	.442	7	0	8	1	.383	1	0	0-1	7	0	0	1.000
28 Dominic Fletcher	.286	12-12	42	14	12	2	0	3	10	23	.548	7	2	5	0	.404	1	0	0-0	23	1	0	1.000
24 Chad Spanberger	.222	11-9	36	10	8	1	0	1	3	12	.333	3	3	13	2	.333	0	0	0-0	50	3	2	.964
8 Eric Cole	.182	12-10	44	7	8	1	0	1	4	12	.273	3	1	7	1	.250	0	0	1-1	14	0	0	1.000

44 Alex Gosser	.500	3-1	6	3	3	0	0	0	0	3	.500	0	0	0	0	.500	0	0	0-0	21	1	0	1.000
27 Evan Lee	.350	5-4	20	6	7	1	0	0	4	8	.400	1	1	4	0	.409	0	0	0-0	3	1	0	1.000
42 Jaxon Williams	.333	10-4	18	5	6	2	1	0	12	10	.556	3	0	6	1	.409	1	0	0-0	10	14	2	.923
13 Jordan McFarland	.259	8-7	27	5	7	0	0	1	5	10	.370	3	1	8	0	.355	0	0	0-0	49	1	0	1.000
4 Matt Burch	.222	6-1	9	0	2	1	0	0	0	3	.333	1	0	1	0	.300	0	0	0-0	0	1	0	1.000
6 Hunter Wilson	.143	10-7	21	1	3	0	0	0	6	3	.143	2	1	2	0	.250	0	1	0-1	3	10	0	1.000
7 Jack Kenley	.000	5-0	3	1	0	0	0	0	0	0	.000	1	1	1	1	.400	0	0	0-0	1	2	0	1.000
10 Josh Alberius	.000	2-0	0	0	0	0	0	0	0	0	.000	0	0	0	0	.000	0	0	0-0	0	1	0	1.000
Totals	.296	13	456	120	135	25	2	18	107	218	.478	61	18	87	8	.397	4	3	6-11	345	107	11	.976
Opponents	.223	13	431	58	96	18	2	8	54	142	.329	48	13	140	4	.317	4	5	2-5	324	121	28	.941

LOB - Team (98), Opp (98). DPs turned - Team (4), Opp (9). Picked off - C. Shaddy 1.

(All games Sorted by Earned run avg)

Player	era	w-l	app	gs	cg	sho	sv	ip	h	r	er	bb	so	2b	3b	hr	b/avg	wp	hp	bk	sfa	sha	
48 Trevor Stephan	1.15	3-0	3	3	0	0/0	0	15.2	8	3	2	7	19	1	0	1	.151	1	1	0	2	1	
16 Blaine Knight	2.40	1-1	3	3	0	0/1	0	15.0	12	5	4	1	19	3	0	1	.211	0	1	0	0	0	
10 Josh Alberius	3.46	0-2	5	2	0	0/0	1	13.0	9	8	5	5	16	2	0	0	.196	0	1	0	0	0	

32 Matt Cronin	0.00	0-0	2	0	0	0/0	0	3.0	0	0	0	2	5	0	0	0	.000	0	0	0	0	0	
29 Angus Denton	0.00	0-0	3	0	0	0/0	0	1.2	2	0	0	1	2	0	0	0	.286	0	0	0	0	0	
36 Cannon Chadwick	1.93	0-0	5	0	0	0/1	0	9.1	10	4	2	1	12	2	1	1	.263	1	1	0	1	1	
45 Kevin Kopps	2.79	1-0	4	2	0	0/0	0	9.2	7	3	3	5	8	0	0	1	.206	0	1	0	0	1	
34 Jake Reindl	3.38	0-0	4	0	0	0/1	0	5.1	6	2	2	2	5	2	0	0	.273	1	0	0	0	0	
21 Kacey Murphy	3.52	1-0	4	1	0	0/0	0	7.2	6	3	3	3	11	1	0	0	.214	0	0	0	0	0	
46 Barrett Loseke	3.68	1-0	3	0	0	0/0	0	7.1	5	3	3	5	12	0	0	1	.192	0	2	0	0	0	
5 Cody Scroggins	3.86	0-0	3	0	0	0/0	0	2.1	3	1	1	1	1	0	1	0	.273	1	1	0	0	0	
30 Brenden Heiss	4.50	0-0	1	0	0	0/0	0	2.0	1	1	1	0	1	0	0	1	.167	0	1	0	0	0	
27 Evan Lee	6.23	0-0	3	1	0	0/0	0	4.1	3	4	3	1	3	1	0	2	.188	1	1	0	0	1	
25 Dominic Taccolini	7.50	3-0	5	1	0	0/0	0	12.0	13	10	10	8	16	2	0	0	.277	3	2	0	1	1	
35 Jacob Kostyshock	10.12	0-0	2	0	0	0/0	0	2.2	2	3	3	3	4	0	0	0	.200	1	1	0	0	0	
37 Weston Rogers	10.80	0-0	4	0	0	0/0	0	3.1	6	5	4	2	5	3	0	0	.375	1	0	0	0	0	
55 Isaiah Campbell	40.50	0-0	1	0	0	0/0	0	0.2	3	3	3	1	1	1	0	0	.600	1	0	0	0	0	
Totals	3.83	10-3	13	13	0	1/1	1	115.0	96	58	49	48	140	18	2	8	.223	11	13	0	4	5	
Opponents	8.17	3-10	13	13	0	1/1	3	108.0	135	120	98	61	87	25	2	18	.296	16	18	2	4	3	

PB - Team (1), G. Koch 1, Opp (3). Pickoffs - Team (1), B. Knight 1, Opp (1). SBA/ATT - G. Koch (1-3), J. Alberius (0-1), B. Loseke (1-1), K. Kopps (0-1), T. Stephan (1-1), K. Murphy (0-1), C. Shaddy (1-1).





Arkansas Baseball Miscellaneous Stats for Arkansas (as of Mar 08, 2017) (All games)



Starting Lineup By Position (Team W-L record when starter)

PITCHER:		
48 Trevor Stephan	3	(3-0)
16 Blaine Knight	3	(2-1)
45 Kevin Kopps	2	(2-0)
10 Josh Alberius	2	(0-2)
27 Evan Lee	1	(1-0)
25 Dominic Taccolini	1	(1-0)
21 Kacey Murphy	1	(1-0)
CATCHER:		
33 Grant Koch	12	(9-3)
44 Alex Gosser	1	(1-0)
FIRST BASE:		
13 Jordan McFarland	7	(5-2)
24 Chad Spanberger	6	(5-1)
SECOND BASE:		
20 Carson Shaddy	9	(8-1)
42 Jaxon Williams	4	(2-2)
THIRD BASE:		
6 Hunter Wilson	7	(6-1)
24 Chad Spanberger	3	(3-0)
20 Carson Shaddy	3	(1-2)
SHORTSTOP:		
9 Jax Biggers	13	(10-3)
LEFT FIELD:		
17 Luke Bonfield	8	(7-1)
15 Jake Arledge	5	(3-2)
CENTER FIELD:		
28 Dominic Fletcher	12	(9-3)
8 Eric Cole	1	(1-0)
RIGHT FIELD:		
8 Eric Cole	7	(5-2)
15 Jake Arledge	5	(4-1)
27 Evan Lee	1	(1-0)
DESIGNATED HITTER:		
17 Luke Bonfield	5	(3-2)
27 Evan Lee	3	(3-0)
8 Eric Cole	2	(1-1)
20 Carson Shaddy	1	(1-0)
4 Matt Burch	1	(1-0)
33 Grant Koch	1	(1-0)

Starting Lineup By Lineup Spot (Team W-L record when starter)

LEADOFF:		
8 Eric Cole	7	(6-1)
15 Jake Arledge	6	(4-2)
2ND SPOT:		
8 Eric Cole	3	(1-2)
15 Jake Arledge	3	(2-1)
24 Chad Spanberger	3	(3-0)
27 Evan Lee	2	(2-0)
9 Jax Biggers	2	(2-0)
3RD SPOT:		
17 Luke Bonfield	13	(10-3)
CLEANUP:		
33 Grant Koch	13	(10-3)
5TH SPOT:		
28 Dominic Fletcher	12	(9-3)
27 Evan Lee	1	(1-0)
6TH SPOT:		
20 Carson Shaddy	13	(10-3)
7TH SPOT:		
24 Chad Spanberger	5	(4-1)
13 Jordan McFarland	4	(3-1)
9 Jax Biggers	2	(1-1)
27 Evan Lee	1	(1-0)
44 Alex Gosser	1	(1-0)
8TH SPOT:		
9 Jax Biggers	5	(5-0)
13 Jordan McFarland	3	(2-1)
42 Jaxon Williams	2	(0-2)
4 Matt Burch	1	(1-0)
15 Jake Arledge	1	(1-0)
24 Chad Spanberger	1	(1-0)
9TH SPOT:		
6 Hunter Wilson	7	(6-1)
9 Jax Biggers	4	(2-2)
42 Jaxon Williams	2	(2-0)



Arkansas Baseball
Games Summary for Arkansas (as of Mar 08, 2017)
(All games)



Score by innings	1	2	3	4	5	6	7	8	9	Total
Arkansas	15	12	20	4	21	22	16	7	3	120
Opponents	6	9	6	3	4	10	6	11	3	58

Record when ...

Overall	10-3	After 6 leading	9-0
Conference	0-0 trailing	1-3
Non-Conference	10-3 tied	0-0
Home games	8-0	After 7 leading	10-0
Away games	1-1 trailing	0-3
Neutral site	1-2 tied	0-0
Day games	9-2	After 8 leading	10-0
Night games	1-1 trailing	0-3
vs Left starter	3-1 tied	0-0
vs Right starter	7-2		
1-Run games	0-1	Hit 0 home runs	1-2
2-Run games	0-0	... 1 home run	5-1
5+Run games	7-1	... 2+ home runs	4-0
Extra innings	0-0		
Shutouts	1-1	Opponent 0 home runs	5-3
	 1 home run	2-0
	 2+ HRs	3-0
Scoring 0-2 runs	0-1		
..... 3-5 runs	1-2		
..... 6-9 runs	1-0	Made 0 errors	4-0
..... 10+ runs	8-0 1 error	5-2
	 2+ errors	1-1
Opponent 0-2 runs	4-0		
..... 3-5 runs	2-2	Opp. made 0 errors	1-1
..... 6-9 runs	3-1 1 error	4-0
..... 10+ runs	1-0 2+ errors	5-2
Scored in 1st inning	5-1	Out-hit opponent	8-0
Opp. scored in 1st	2-1	Out-hit by opponent	1-3
Scores first	6-1	Hits are tied	1-0
Opp. scores first	4-2		

Record when team scores:

Runs	0	1	2	3	4	5	6	7	8	9	10+
W-L	0-1	0-0	0-0	0-2	0-0	1-0	0-0	1-0	0-0	0-0	8-0

Record when opponent scores:

Runs	0	1	2	3	4	5	6	7	8	9	10+
W-L	1-0	2-0	1-0	1-1	0-1	1-0	1-0	1-0	1-1	0-0	1-0

Record when leading after:

Inn.	1	2	3	4	5	6	7	8
W-L	5-0	7-1	7-1	7-1	7-1	9-0	10-0	10-0

Record when trailing after:

Inn.	1	2	3	4	5	6	7	8
W-L	1-1	1-0	3-1	3-1	3-2	1-3	0-3	0-3

Record when tied after:

Inn.	1	2	3	4	5	6	7	8
W-L	4-2	2-2	0-1	0-1	0-0	0-0	0-0	0-0



#16 BLAINE KNIGHT

RHP • 6-3 • 165 • SOPHOMORE
BRYANT, ARKANSAS
BRYANT HS



CAREER HIGHS

Category	High	Opponent (Last)	Date
Innings	6.0	vs. No. 5 Arizona	3/3/17
Longest Start	6.0	vs. No. 5 Arizona	3/3/17
Shortest Start	2.0	2x (at Ok. St.)	3/29/16
Longest Relief	4.1	W. Illinois	3/12/16
Hits	7	E. Illinois	3/5/16
Runs	5	2x (at LSU)	5/7/16
Earned Runs	5	E. Illinois	3/5/16
Walks	2	2x (at LSU)	5/7/16
Strikeouts	10	vs. No. 5 Arizona	3/3/17

CAREER VS. 2017 OPPONENTS

Team	ERA	W-L	G-GS	IP	H	R	ER	BB-K
Oklahoma St.	12.85	0-0	2-1	2.1	4	3	3	1-1
ULM	0.00	0-0	1-1	3.0	1	0	0	1-3
Miss. St.	2.25	0-0	1-1	4.0	5	2	1	1-1
Missouri	3.00	0-0	1-0	3.1	4	1	1	1-2
Grambling	0.00	0-0	1-0	2.0	3	0	0	0-0
Alabama	4.29	0-0	1-1	4.2	4	2	2	1-4
LSU	0.00	0-0	1-0	3.2	6	5	0	2-8
Ole Miss	0.00	0-0	1-0	4.0	3	0	0	1-6
Texas A&M	4.29	0-1	2-0	2.1	3	2	1	0-1

2016 HIGHLIGHTS

- Made 18 appearances on the mound, good for third-highest on the team.
- Was part of the opening weekend rotation against Central Michigan.
- Compiled a 2.98 ERA, the lowest ERA among Razorback pitchers with 10 or more appearances.
- Had one save in his 11 relief appearances.
- Struck out 46 batters and walked just 14 over his 48.1 innings of work.
- Ranked third on the team in strikeouts.
- Improved in SEC action with a 1.78 ERA over 25.1 innings.
- His ERA was the lowest on team among pitchers with 10 innings or more in SEC play.
- Gave up just five earned runs in nine conference appearances and struck out 25 batters.
- Made first collegiate start vs. Central Michigan (Feb. 20), going 5.0 innings and giving up just two earned runs, while striking out three in his first career win.
- Seven of his final nine appearances came in relief.
- Had stretch of eight-straight games without giving up an earned run.
- During the eight-game stretch, he only allowed one unearned run on 11 hits and struck out 14.
- Had one of the best outings of the year at No. 13 LSU, going 3.2 innings out of the bullpen and striking out a season-high eight batters.
- Picked up only save against No. 18 Oklahoma State, getting final out on three pitches.
- Never allowed more than two walks in an outing.
- Recorded five or more strikeouts vs. Western Illinois (March 12), at No. 14 Ole Miss (April 8), and at No. 13 LSU (May 7).

KNIGHT'S CAREER APPEARANCES

Blaine Knight 2016 Game-By-Game (Freshman)
(18 Appearances, 7 Starts)

Date	Opponent	IP	H	R-ER	BB	K	Result
2/20/16	Central Michigan*	5.0	4	2-2	0	3	W, 1-0
2/27/16	vs. #9 Houston*	2.0	4	1-1	1	3	ND
3/5/16	Eastern Illinois*	3.1	7	5-5	1	4	ND
3/12/16	Western Illinois	4.1	3	0-0	2	5	W, 2-0
3/16/16	Grambling St.	2.0	3	0-0	0	0	ND
3/29/16	at #16 Oklahoma St.*	2.0	4	3-3	1	1	ND
4/2/16	Missouri	3.1	4	1-1	1	2	ND
4/8/16	at #14 Ole Miss	4.0	3	0-0	1	6	ND
4/12/16	ULM*	3.0	1	0-0	1	3	ND
4/16/16	#2 Florida	1.0	2	1-0	1	1	ND
4/19/16	#25 Creighton	1.0	1	0-0	0	2	ND
4/23/16	at #12 Kentucky	2.1	3	0-0	1	2	ND
4/26/16	#18 Oklahoma St.	0.1	0	0-0	0	0	ND
4/30/16	#2 Texas A&M	1.0	1	0-0	0	0	ND
4/30/16	#2 Texas A&M	1.1	2	2-1	0	1	L, 2-1
5/7/16	at #13 LSU	3.2	6	5-0	2	8	ND
5/15/16	Alabama*	4.2	4	2-2	1	4	ND
5/21/16	at #4 Mississippi St.*	4.0	5	2-1	1	1	ND
TOTALS	18 G, 7 GS	48.1	57	24-16	14	46	2-1

Blaine Knight 2017 Game-By-Game (Freshman)
(3 Appearances, 3 Starts)

Date	Opponent	IP	H	R-ER	BB	K	Pitches	Result
2/17/17	Miami (Ohio)*	4.0	3	0-0	0	5	72	W, 7-0
2/24/17	Bryant*	5.0	4	3-3	1	4	79	W, 11-8
3/3/17	vs. No. 5 Arizona*	6.0	5	2-1	0	10	81	L, 3-0
TOTALS	3 G, 3 GS	15.0	12	5-4	1	19		2-1

2017 HIGHLIGHTS

- Named Opening Day starter vs. Miami (Ohio).
- Won his first start of the year for the second straight season after a 4.0 inning, five-strikeout performance against the RedHawks.
- Matched a career-high five innings in his second start of the year against Bryant.
- Had a career-high in innings for the second straight game by going 6.0 against No. 5 Arizona at the Frisco Classic.
- Struck out a career-high 10 Wildcat batters in the outing.
- Currently has the second-lowest ERA on the team (2.40), but only has one walk, the lowest among all starting pitchers.
- Is one of five pitchers in the SEC and one of four starting pitchers with one walk or less this season.
- Held Arizona to its lowest run total of the season when allowing just two runs, one being earned. The Wildcats were averaging more than 11 runs per game before facing Knight.

**#48 TREVOR
STEPHAN**
RHP • 6-5 • 225 • JUNIOR
MAGNOLIA, TEXAS
HILL COLLEGE



STEPHAN'S CAREER APPEARANCES

Trevor Stephan 2017 Game-By-Game (Freshman)
(3 Appearances, 3 Starts)

Date	Opponent	IP	H	R-ER	BB	K	Pitches	Result
2/18/17	Miami (Ohio)*	4.0	3	1-1	0	5	61	W, 5-1
2/25/17	Bryant*	5.2	2	0-0	4	6	103	W, 13-7
3/4/17	vs. Nebraska*	6.0	3	2-1	3	8	103	W, 15-5
TOTALS	3 G, 3 GS	15.2	8	3-2	7	19		3-0

CAREER HIGHS

Category	High	Opponent (Last)	Date
Innings	6.0	vs. Nebraska	3/4/17
Longest Start	6.0	vs. Nebraska	3/4/17
Shortest Start	4.0	Miami (Ohio)	2/18/17
Longest Relief	--	--	--
Hits	3	2x (vs. Nebraska)	3/4/17
Runs	2	vs. Nebraska	3/4/17
Earned Runs	1	2x (vs. Nebraska)	3/4/17
Walks	4	Bryant	2/18/17
Strikeouts	8	vs. Nebraska	3/4/17

BIO

HILL COLLEGE

Selected as a NTJACAC first team All-Conference player ... Went 8-1 with five saves as a sophomore ... Posted a 2.88 earned run average with 88 strikeouts compared to 22 walks in 68.2 innings ... Helped lead Hill to a 39-21 record and a third-place finish at the NJCAA Region V tournament ... Played first base and third base at West High School in Magnolia, Texas.

IN THE DRAFT

2016 - Boston Red Sox, 18th round (538 overall)

PERSONAL

Son of Bill and Ashley Stephan ... Has one brother, Mitch ... Majoring in sport management.

2017 HIGHLIGHTS

- Won first Division I start vs. Miami (Ohio) after a 4.0 inning outing and giving up just one earned run and striking out five.
- Threw a season-high 103 pitches in a 13-7 victory over Bryant, his second start of the year.
- Garnered his second victory with a 5.2 inning outing, the longest by an Arkansas starter this season with a season-high six strikeouts.
- Added his team-leading third victory last week against Nebraska in the Frisco Classic with a 6.0 inning performance and a season-high eight strikeouts.
- Holds the lowest ERA on the team through three starts with a 1.15 ERA over 15.2 innings pitched.

By The Numbers

RECORD RUNDOWN

Overall	10-3
vs. Top-5 Teams	0-1
vs. Top-10 Teams	0-1
vs. Top-25 Teams	0-2
vs. Unranked Teams	10-1
At home	8-0
On the road	1-1
At neutral sites	1-2
In day games	9-2
In night games	1-1
In extra innings	0-0
Vs. teams .500 or better	2-3
Vs. teams .500 or worse	5-0
Vs. left-handed starter	3-1
Vs. right-handed starter	7-2
When starter receives decision	7-3
When reliever receives decision	3-0
When starter goes 5+ innings	5-2
When starter goes less than 5 innings	5-1
When scoring first	6-1
When opponent scores first	4-2
When leading after 6 innings	9-0
When trailing after 6 innings	1-3
When tied after 6 innings	0-0
When leading after 8 innings	10-0
When trailing after 8 innings	0-3
When tied after 8 innings	0-0
In one-run games	0-1
In two-run games	0-0
Series W-L-T	3-0-1
Series sweeps/times swept	3/0
When scoring 0-2 runs	0-1
When scoring 3-5 runs	1-3
When scoring 6-9 runs	2-0
When scoring 10+ runs	7-0
Shutouts vs. times shut out	1/1
When opponent scores 5 runs or less	6-2
When opponent scores 5 runs or more	4-1
When collecting 0-3 hits	0-1
When collecting 4-6 hits	0-2
When collecting 7-9 hits	2-0
When collecting 10-12 hits	2-0
When collecting 13+ hits	6-0
When out-hitting opponent	9-0
When out-hit by opponent	0-3
When hits are equal	1-0
When hitting a home run	9-1
When opponent hits a home run	4-0
When errorless	4-0
When committing one error	5-2
When committing 2+ errors	1-1
When opponent is errorless	1-1
Vs. SEC	0-0
Vs. SEC East	0-0
Vs. SEC West	0-0
Vs. non-conference	10-3
Game 1 of weekend series	2-0
Game 2 of weekend series	2-0
Game 3 of weekend series	2-0
In February	6-1
In March	4-2
In April	0-0
In May	0-0
In June	0-0

MULTIPLE-HIT GAMES

Name	2	3	4	5+	Total
Grant Koch	2	2	1	--	5
Luke Bonfield	3	2	--	--	5
Jax Biggers	2	1	1	--	4
Dominic Fletcher	4	--	--	--	4
Eric Cole	3	--	--	--	3
Chad Spanberger	3	--	--	--	3
Jordan McFarland	3	--	--	--	3
Carson Shaddy	1	2	--	--	3
Evan Lee	3	--	--	--	3
Jake Arledge	1	2	--	--	3

CAREER MULTIPLE-HIT GAMES

Name	2014	2015	2016	2017	Total
Jake Arledge	--	--	5	3	8
Jax Biggers	--	--	--	4	4
Luke Bonfield	--	--	14	5	19
Eric Cole	--	--	8	3	11
Dominic Fletcher	--	--	--	4	4
Grant Koch	--	--	7	5	12
Jordan McFarland	--	--	--	3	3
Carson Shaddy	--	5	21	3	29
Chad Spanberger	--	6	6	3	16

MULTIPLE-RBI GAMES

Name	2	3	4	5+	Total
Grant Koch	2	2	2	--	6
Carson Shaddy	2	1	--	1	4
Jax Biggers	2	1	--	--	3
Jake Arledge	2	1	--	--	3
Jaxon Williams	--	1	--	1	2
Luke Bonfield	1	1	--	--	2
Dominic Fletcher	1	1	--	--	2
Jordan McFarland	--	1	--	--	1
Eric Cole	1	--	--	--	1

HITTING STREAKS

Name	CURRENT	2017	CAREER
Jake Arledge	9	9	9
Jax Biggers	3	3	3
Luke Bonfield	2	3	8
Eric Cole	--	4	4
Dominic Fletcher	1	4	4
Grant Koch	4	5	5
Jordan McFarland	--	3	3
Carson Shaddy	--	8	11
Chad Spanberger	2	3	4
Jaxon Williams	--	4	4
Evan Lee	4	4	4

REACHED BASE

Name	CURRENT	2017	CAREER
Jake Arledge	10	10	13
Jax Biggers	4	6	6
Luke Bonfield	2	6	12
Eric Cole	--	4	9
Dominic Fletcher	1	8	8
Grant Koch	4	6	6
Hunter Wilson	1	5	5
Carson Shaddy	13	13	13
Chad Spanberger	2	5	8
Jordan McFarland	--	5	5
Jaxon Williams	--	4	4

HOME RUNS

Career Home Runs	SOLO	2R	3R	GS	Total
Jake Arledge	2	2	-	-	4
Jax Biggers	1	-	-	-	1
Luke Bonfield	3	4	2	-	9
Eric Cole	1	-	-	-	1
Dominic Fletcher	2	-	1	-	3
Grant Koch	2	1	5	1	9
Jordan McFarland	-	1	-	-	1
Carson Shaddy	4	7	-	-	11
Chad Spanberger	5	1	1	-	7

BREAKDOWN

Total	18
At Baum Stadium	11
On The Road	6
At Neutral Site	1
Vs. RHP	15
Vs. LHP	3
w/ 0 Outs	7
w/ 1 Out	5
w/ 2 Outs	6
Solo	8
Two-Run	6
Three-Run	3
Grand Slam	1
Back-To-Back	0
Pinch-Hit	0
Walk-Off	0
Before the 7th Inning	11
7th Inning and Beyond	6
Opponent Total	7
Last HR Given Up	March 1 at La. Tech
Longest Stretch Without HR Allowed	5
Current Streak of No HR Allowed	5

HOME RUN TRACKER

Player	Date	Opp.	On Base-Outs
D. Fletcher	2/17	Miami (Ohio)	0-0
C. Spanberger	2/19	Miami (Ohio)	0-1
E. Cole	2/19	Miami (Ohio)	0-0
G. Koch	2/19	Miami (Ohio)	2-1
G. Koch	2/24	Bryant	0-0
C. Shaddy	2/25	Bryant	1-0
J. Arledge	2/25	Bryant	0-2
J. Arledge	2/26	Bryant	1-2
C. Shaddy	2/28	La. Tech	1-0
G. Koch	3/1	La. Tech	2-0
J. Biggers	3/1	La. Tech	0-2
L. Bonfield	3/1	La. Tech	0-0
J. McFarland	3/1	La. Tech	1-2
D. Fletcher	3/1	La. Tech	0-1
G. Koch	3/4	Nebraska	3-2
G. Koch	3/12	ULM	1-1
C. Shaddy	3/12	ULM	1-1
D. Fletcher	3/13	ULM	2-2

By The Numbers

STARTERS GAME-BY-GAME

Opponent	W-L	IP	H	R	ER	BB	K
Miami (Ohio)	W	4.0	3	0	0	0	5
Miami (Ohio)	W	4.0	3	1	1	0	5
Miami (Ohio)	W	3.1	2	1	1	2	5
Bryant	--	5.0	4	3	3	1	4
Bryant	W	5.2	2	0	0	4	6
Bryant	--	3.1	4	2	2	2	2
@ La. Tech	L	5.1	2	3	1	2	7
@ La. Tech	--	1.0	2	3	3	0	0
vs. Arizona	L	6.0	5	2	1	0	10
vs. Nebraska	W	6.0	3	2	1	3	8
vs. Oklahoma St.	L	2.0	5	5	4	2	2
ULM	W	6.0	7	2	2	2	10
ULM	W	5.0	3	2	2	1	9
Rhode Island	--	--	--	--	--	--	--
Rhode Island	--	--	--	--	--	--	--
Rhode Island	--	--	--	--	--	--	--
Alcorn St.	--	--	--	--	--	--	--
Alcorn St.	--	--	--	--	--	--	--
Mississippi St.	--	--	--	--	--	--	--
Mississippi St.	--	--	--	--	--	--	--
Mississippi St.	--	--	--	--	--	--	--
New Orleans	--	--	--	--	--	--	--
@ Missouri	--	--	--	--	--	--	--
@ Missouri	--	--	--	--	--	--	--
@ Missouri	--	--	--	--	--	--	--
Grambling St.	--	--	--	--	--	--	--
@ Alabama	--	--	--	--	--	--	--
@ Alabama	--	--	--	--	--	--	--
@ Alabama	--	--	--	--	--	--	--
Grand Canyon	--	--	--	--	--	--	--
Grand Canyon	--	--	--	--	--	--	--
LSU	--	--	--	--	--	--	--
LSU	--	--	--	--	--	--	--
LSU	--	--	--	--	--	--	--
@ Missouri St.	--	--	--	--	--	--	--
Georgia	--	--	--	--	--	--	--
Georgia	--	--	--	--	--	--	--
Georgia	--	--	--	--	--	--	--
Memphis	--	--	--	--	--	--	--
vs. Memphis	--	--	--	--	--	--	--
@ Auburn	--	--	--	--	--	--	--
@ Auburn	--	--	--	--	--	--	--
@ Auburn	--	--	--	--	--	--	--
vs. Kansas St.	--	--	--	--	--	--	--
Ole Miss	--	--	--	--	--	--	--
Ole Miss	--	--	--	--	--	--	--
Ole Miss	--	--	--	--	--	--	--
@ Tennessee	--	--	--	--	--	--	--
@ Tennessee	--	--	--	--	--	--	--
@ Tennessee	--	--	--	--	--	--	--
Vanderbilt	--	--	--	--	--	--	--
Vanderbilt	--	--	--	--	--	--	--
Vanderbilt	--	--	--	--	--	--	--
@Texas A&M	--	--	--	--	--	--	--
@Texas A&M	--	--	--	--	--	--	--
@Texas A&M	--	--	--	--	--	--	--

BULLPEN GAME-BY-GAME

Opponent	W-L-S	IP	H	R	ER	BB	K
Miami (Ohio)	--	5.0	3	0	0	0	7
Miami (Ohio)	--	5.0	1	0	0	1	6
Miami (Ohio)	--	5.2	2	0	0	3	8
Bryant	W	4.0	6	5	3	5	7
Bryant	--	3.1	8	7	7	1	6
Bryant	W	5.2	6	4	4	3	5
@ La. Tech	--	2.2	4	1	0	0	2
@ La. Tech	W	8.0	9	7	7	3	9
vs. Arizona	--	2.0	2	1	1	1	0
vs. Nebraska	--	3.0	2	3	3	3	2
vs. Oklahoma St.	--	7.0	5	3	2	4	4
ULM	--	3.0	3	1	1	0	3
ULM	--	4.0	0	0	0	2	5
Rhode Island	--	--	--	--	--	--	--
Rhode Island	--	--	--	--	--	--	--
Rhode Island	--	--	--	--	--	--	--
Alcorn St.	--	--	--	--	--	--	--
Alcorn St.	--	--	--	--	--	--	--
Alcorn St.	--	--	--	--	--	--	--
Mississippi St.	--	--	--	--	--	--	--
Mississippi St.	--	--	--	--	--	--	--
Mississippi St.	--	--	--	--	--	--	--
New Orleans	--	--	--	--	--	--	--
@ Missouri	--	--	--	--	--	--	--
@ Missouri	--	--	--	--	--	--	--
@ Missouri	--	--	--	--	--	--	--
Grambling St.	--	--	--	--	--	--	--
@ Alabama	--	--	--	--	--	--	--
@ Alabama	--	--	--	--	--	--	--
@ Alabama	--	--	--	--	--	--	--
Grand Canyon	--	--	--	--	--	--	--
Grand Canyon	--	--	--	--	--	--	--
LSU	--	--	--	--	--	--	--
LSU	--	--	--	--	--	--	--
LSU	--	--	--	--	--	--	--
@ Missouri St.	--	--	--	--	--	--	--
Georgia	--	--	--	--	--	--	--
Georgia	--	--	--	--	--	--	--
Georgia	--	--	--	--	--	--	--
Memphis	--	--	--	--	--	--	--
vs. Memphis	--	--	--	--	--	--	--
@ Auburn	--	--	--	--	--	--	--
@ Auburn	--	--	--	--	--	--	--
@ Auburn	--	--	--	--	--	--	--
vs. Kansas St.	--	--	--	--	--	--	--
Ole Miss	--	--	--	--	--	--	--
Ole Miss	--	--	--	--	--	--	--
Ole Miss	--	--	--	--	--	--	--
@ Tennessee	--	--	--	--	--	--	--
@ Tennessee	--	--	--	--	--	--	--
@ Tennessee	--	--	--	--	--	--	--
Vanderbilt	--	--	--	--	--	--	--
Vanderbilt	--	--	--	--	--	--	--
Vanderbilt	--	--	--	--	--	--	--
@Texas A&M	--	--	--	--	--	--	--
@Texas A&M	--	--	--	--	--	--	--
@Texas A&M	--	--	--	--	--	--	--

RECORD PER STARTER

Pitcher (Total Starts)	Record
Blaine Knight (3)	1-1
Trevor Stephan (3)	3-0
Kevin Kopps (2)	1-0
Josh Alberius (2)	0-2
Evan Lee (1)	1-0
Dominic Taccolini (1)	1-0
Kacey Murphy (1)	1-0

QUALITY STARTS

Pitcher (Total Starts)	QS	Record
Blaine Knight (3)	1	0-1
Trevor Stephan (3)	1	1-0
Dominic Taccolini (1)	1	1-0

RUN SUPPORT

Pitcher (Total Starts)	Runs	Per Start
Blaine Knight (3)	18	6.0
Trevor Stephan (3)	33	11.0
Kevin Kopps (2)	27	13.5
Josh Alberius (2)	6	3.0
Evan Lee (1)	13	13.0
Dominic Taccolini (1)	12	12.0
Kacey Murphy (1)	11	11.0

Game-By-Game Batting Order

2017 RECORD: 10-3 • HOME: 8-0 • AWAY: 1-1 • NEUTRAL: 1-2 • SEC: 0-0

Date	Opposing team	1	2	3	4	5	6	7	8	9
Feb. 17, 2017	MIAMI (OHIO)	Cole	Biggers	Bonfield	Koch	Fletcher	Shaddy	Spanberger	Arledge	Wilson
Feb. 18, 2017	MIAMI (OHIO)	Arledge	Cole	Bonfield	Koch	Fletcher	Shaddy	McFarland	Spanberger	Biggers
Feb. 19, 2017	MIAMI (OHIO)	Cole	Biggers	Bonfield	Koch	Fletcher	Shaddy	Spanberger	Burch	Wilson
Feb. 24, 2017	BRYANT	Cole	Lee	Bonfield	Koch	Fletcher	Shaddy	Spanberger	Biggers	Wilson
Feb. 25, 2017	BRYANT	Cole	Arledge	Bonfield	Koch	Fletcher	Shaddy	McFarland	Biggers	Williams
Feb. 26, 2017	BRYANT	Arledge	Lee	Bonfield	Koch	Fletcher	Shaddy	Spanberger	Biggers	Wilson
Feb. 28, 2017	at Louisiana Tech	Arledge	Cole	Bonfield	Koch	Fletcher	Shaddy	Spanberger	Williams	Biggers
March 1, 2017	at Louisiana Tech	Cole	Arledge	Bonfield	Koch	Fletcher	Shaddy	Biggers	McFarland	Wilson
March 3, 2017	vs. No. 5 Arizona	Cole	Arledge	Bonfield	Koch	Fletcher	Shaddy	Biggers	McFarland	Wilson
March 4, 2017	vs. Nebraska	Arledge	Spanberger	Bonfield	Koch	Fletcher	Shaddy	Lee	McFarland	Biggers
March 5, 2017	vs. #14 Oklahoma State	Arledge	Cole	Bonfield	Koch	Fletcher	Shaddy	McFarland	Williams	Biggers
March 7, 2017	ULM	Cole	Spanberger	Bonfield	Koch	Lee	Shaddy	Gosser	Biggers	Wilson
March 8, 2017	ULM	Arledge	Spanberger	Bonfield	Koch	Fletcher	Shaddy	McFarland	Biggers	Williams

Defensive Starting Lineups

2017 RECORD: 10-3 • HOME: 8-0 • AWAY: 1-1 • NEUTRAL: 1-2 • SEC: 0-0

Date	Opposing team	C	1B	2B	3B	SS	LF	CF	RF	DH
Feb. 17, 2017	MIAMI (OHIO)	Koch	Spanberger	Shaddy	Wilson	Biggers	Bonfield	Fletcher	Arledge	Cole
Feb. 18, 2017	MIAMI (OHIO)	Koch	McFarland	Shaddy	Spanberger	Biggers	Arledge	Fletcher	Cole	Bonfield
Feb. 19, 2017	MIAMI (OHIO)	Koch	Spanberger	Shaddy	Wilson	Biggers	Bonfield	Fletcher	Cole	Burch
Feb. 24, 2017	BRYANT	Koch	Spanberger	Shaddy	Wilson	Biggers	Bonfield	Fletcher	Cole	Lee
Feb. 25, 2017	BRYANT	Koch	McFarland	Williams	Shaddy	Biggers	Arledge	Fletcher	Cole	Bonfield
Feb. 26, 2017	BRYANT	Koch	Spanberger	Shaddy	Wilson	Biggers	Bonfield	Fletcher	Arledge	Lee
Feb. 28, 2017	at Louisiana Tech	Koch	Spanberger	Williams	Shaddy	Biggers	Bonfield	Fletcher	Arledge	Cole
March 1, 2017	at Louisiana Tech	Koch	McFarland	Shaddy	Wilson	Biggers	Arledge	Fletcher	Cole	Bonfield
March 3, 2017	vs. No. 5 Arizona	Koch	McFarland	Shaddy	Wilson	Biggers	Arledge	Fletcher	Cole	Bonfield
March 4, 2017	vs. Nebraska	Koch	McFarland	Shaddy	Spanberger	Biggers	Bonfield	Fletcher	Arledge	Lee
March 5, 2017	vs. No. 14 Oklahoma State	Koch	McFarland	Williams	Shaddy	Biggers	Arledge	Fletcher	Cole	Bonfield
March 7, 2017	ULM	Gosser	Spanberger	Shaddy	Wilson	Biggers	Bonfield	Cole	Lee	Koch
March 8, 2017	ULM	Koch	McFarland	Williams	Spanberger	Biggers	Bonfield	Fletcher	Arledge	Shaddy

THE LAST TIME AN ARKANSAS PLAYER...

4 Hits in a game.....Jax Biggers at Louisiana Tech, March 1, 2017
 5 Hits in a game.....Andy Wilkins at No. 9 Oklahoma (Norman Regional), May 31, 2009
 6 Hits in a game.....Jeremy Jackson vs. Northeastern (Okla.), April 16, 1997

2 Hits in an inning..... Tyler Spoon and Brian Anderson, at No. 6 South Carolina, March 22, 2013

2 Doubles in a game.....Grant Koch at Louisiana Tech, March 1, 2017
 3 Doubles in a game.....Carson Shaddy vs. Nebraska, March 4, 2017
 4 Doubles in a game.....Rodney Nye vs. La. Tech, March 31, 1998
 2 Triples in a game.....Bobby Wernes vs. North Dakota, Feb. 14, 2015

Led off a game with a HR.....Tim Carver vs. Oral Roberts, April 24, 2012
 2 Home runs in a game.....Michael Bernal vs. Auburn, March 26, 2016
 3 Home runs in a game.....Brett Eibner vs. Grambling State, June 4, 2010
 Grand Slam.....Grant Koch vs. Nebraska, March 4, 2017
 HR in consecutive AB.....Michael Bernal vs. Auburn, March 26, 2016
 HR in 4 straight games.....Aaron Murphree vs. OSU, So. Dakota St. & Siena, March 2-8, 2008
 HR in 5 straight games.....Aaron Murphree vs. OSU, So. Dakota St. & Siena, March 2-8, 2008
 HR in 6 straight games.....Aaron Murphree vs. OSU, So. Dakota St. & Siena, March 2-9, 2008
 Pinch-hit home run.....Chad Spanberger vs. Eastern Illinois, March 5, 2016
 Inside the park home run.....Eric Cole vs. Miami (Ohio), February 19, 2017
 Back-to-Back Home Runs.....Joe Serrano and Andrew Benintendi at Auburn, April 3, 2015

4 Runs in a game.....Luke Bonfield vs. Nebraska, March 4, 2017
 5 Runs in a game.....Andrew Benintendi vs Mississippi Valley State, April 8, 2015
 6 Runs in a game.....Jeremy Jackson vs. Northeastern (Okla.), April 16, 1997

4 RBI in a game.....Grant Koch vs. Nebraska, March 4, 2017
 5 RBI in a game.....Carson Shaddy vs. Nebraska, March 4, 2017
 6 RBI in a game.....Carson Shaddy vs. Grambling State, March 15, 2016
 7 RBI in a game.....Brett Eibner vs. Grambling State (Fayetteville Regional), June 4, 2010
 8 RBI in a game.....Rodney Nye vs. ORU, April 14, 1999
 9 RBI in a game.....Ryan Lundquist vs. Central Missouri St., March 4, 1997

2 Stolen bases in a game.....Carson Shaddy at #14 Ole Miss, April 8, 2016
 3 Stolen bases in a game.....Andrew Benintendi vs Stephen F. Austin, April 15, 2015
 4 Stolen bases in a game.....Logan Forsythe vs. Ole Miss, May 19, 2007
 Stole home.....Bobby Wernes vs. Ole Miss, March 28, 2015

2 Errors in a game.....Jaxon Williams vs. No. 14 Oklahoma State, March 5, 2017
 3 Errors in a game.....Bobby Wernes, at LSU, April 12, 2014
 4 Errors in a game.....Chris Shaddy vs. TCU, April 27, 1980

9-Inning no-hitter.....Scott Roehl vs. Kansas St., March 20, 2001
 9-Inning combined no-hitter.....Nick Schmidt (6.0), Brian McLelland (1.0) & Devin Collis (2.0)
 vs. Oklahoma State, February 12, 2006
 1-Hitter.....Brett Eibner (9.0) at No. 1 Georgia, April 19, 2009
 1-Hitter combined.....Colin Poché (5.0 IP, 1H), Cade Lynch (2.0 IP, 0 H), vs. New Orleans, February 19, 2013
 2-Hitter.....Keaton McKinney at Alabama, May 2, 2015
 2-Hitter combined.Loseke (4.0 IP, 1 H), Murphy (1.2 IP, 0 H), Alberius (1.2 IP, 0 H), Harris (0.2 IP, 0 H), Willey (0.2 IP, 1 H), Rodriguez (0.1 IP, 0 H) vs. Western Illinois, March 13, 2016
 3-Hitter.....Ryne Stanek (9.0 IP), at No. 6 South Carolina, March 23, 2013
 3-Hitter combined.....Kacey Murphy, Matt Cronin, and Jacob Kostyshock vs ULM, March 8, 2017
 Complete game.....Dominic Taccolini at #12 Kentucky, April 22, 2016
 Complete-game shutout.....Dominic Taccolini at #12 Kentucky, April 22, 2016
 10-inning or more start.....Dominic Taccolini at #12 Kentucky (10 innings), April 22, 2016
 Had 10 strikeouts.....Dominic Taccolini vs. ULM, March 7, 2017
 Had 11 strikeouts.....Mike Bolsinger at No. 11 Ole Miss, May 9, 2010
 Had 12 strikeouts.....Drew Smyly vs. No. 9 Oklahoma (Norman Regional), May 31, 2009
 Had 13 strikeouts.....Nick Schmidt vs. Georgia, March 24, 2006
 Had 14 strikeouts.....David Walling vs. South Carolina, May 16, 1999
 Had 15 strikeouts.....Nick Schmidt vs. Auburn, May 18, 2006
 Had 16 strikeouts.....David Walling vs. Eastern Illinois, Feb. 20, 1998
 Had 17 strikeouts.....Jess Todd vs. South Carolina (SEC Tournament), May 24, 2007

THE LAST TIME AN ARKANSAS TEAM...

Scored 10 runs.....vs. Gonzaga, March 9, 2016
 Scored 11 runs.....vs. ULM, March 8, 2017
 Scored 12 runs.....vs. ULM, March 7, 2017
 Scored 13 runs.....at Louisiana Tech, March 1, 2017
 Scored 14 runs.....vs. Auburn, March 26, 2016
 Scored 15 runs.....vs. Nebraska, March 4, 2017
 Scored 16 runs.....vs. Bryant, Feb. 26, 2017
 Scored 17 runs.....vs. Villanova, February 19, 2012
 Scored 18 runs.....vs. Missouri State, June 5, 2015
 Scored 19 runs.....vs. Grambling State (Fayetteville Regional), June 4, 2010
 Scored 20 runs.....vs. Mississippi Valley State, Feb. 24, 2016
 Scored 21 runs.....vs. Mississippi Valley State, Feb. 23, 2016
 Scored 22 runs.....vs. Louisiana Tech, Feb. 14, 2004
 Scored 23 runs.....Never
 Scored 24 runs.....Missouri Southern, Feb. 11, 1998
 Scored 25 runs.....Missouri Southern, Feb. 4, 2001
 Scored 26 runs.....vs. Iowa (in Arlington, Texas), Feb. 14, 1997
 Scored 27 runs.....Never
 Scored 28 runs.....vs. Wisconsin-Milwaukee (2), Feb. 18, 2007
 Scored 29 runs.....Morningside, April 6, 1968
 Scored 30 runs.....at South Carolina, March 30, 1997
 Scored 31-32 runs.....32 vs. Saint Louis, April 7, 2010
 Scored 33 + runs.....33 vs. Southwest Baptist, March 21, 1984

Had 14 hits.....vs. ULM, March 8, 2017
 Had 15 hits.....vs. Nebraska, March 4, 2017
 Had 16 hits.....vs. ULM, March 7, 2017
 Had 17 hits.....vs. Memphis, April 6, 2016
 Had 18 hits.....vs. Missouri State, June 5, 2015
 Had 19 hits.....vs. Mississippi Valley State, Feb. 23, 2016
 Had 20 hits.....at Mississippi State, April 11, 2010
 Had 21 hits.....Kentucky, April 28, 2001
 Had 22 hits.....vs. Wisconsin-Milwaukee (2), Feb. 18, 2007
 Had 23 hits.....Centenary, March 31, 1999
 Had 24 hits.....Georgia, March 17, 2001
 Had 25 hits.....at Centenary, March 23, 2005
 Had 26-29 hits.....28 at South Carolina, March 30, 1997
 Had 30 hits.....vs. Saint Louis, April 7, 2010
 Had 31+ hits.....32 vs. Southwest Baptist, March 21, 1984

4 Errors in a game.....at No. 13 LSU, May 7, 2016
 5 Errors in a game.....vs. #2 Florida, April 14, 2016
 6 Errors in a game.....vs. Eastern Illinois, March 5, 2016
 7 Errors in a game.....vs. La. Tech, March 20, 2001

Was Shutout.....vs. No. 5 Arizona, March 3, 2017
 Was Shutout Back-to-Back.....vs. LSU, April 23-24, 2005 (7-0, 6-0)
 Held to 1 hit.....vs. Missouri State, May 17, 2016
 Held to 2 hits.....at #3 Virginia, May 31, 2014
 Held to 3 hits.....vs Florida, May 21, 2015 (0-10)

Swept an SEC Home Series (three games).....vs. Auburn, March 25-27, 2016
 Swept an SEC Road Series (three games).....at Alabama, April 30-May 2, 2015

Was Swept in SEC Home Series.....vs. Alabama, May 13-15, 2016
 Was Swept in SEC Road Series.....at No. 13 LSU, May 6-8, 2016

Swept a Non-conference Home Series.....vs. ULM, March 7-8, 2017
 Swept a Non-conference Road Series.....at McNeese State, March 23-24, 2010
 Was Swept in a Non-conference Home Series.....Gonzaga, March 10-11, 2015
 Was Swept in a Non-conference Road Series.....at Nebraska, April 16, 2013
 Won a Non-conference Home Series.....vs. Bryant, Feb. 24-26, 2017
 Lost a Non-conference Home Series.....vs. South Alabama, February 28-March 1, 2014
 Lost a Non-conference Road Series.....at Nebraska, April 16, 2013

Back-to-Back Shutouts.....UK (1-0) April 22 and UK (2-0) April 22-23, 2016
 Most Consecutive Shutouts.....4 vs. Wisconsin (March 15-16, 1980)
 Shut out an opponent at home.....vs. Miami (Ohio) (7-0), February 17, 2017
 Shut out an opponent on the road.....at #12 Kentucky (2-0), April 23, 2016
 Shut out an SEC opponent at home.....vs. South Carolina (7-0), April 5, 2014
 Shut out an SEC opponent on the road.....at #12 Kentucky (2-0), April 23, 2016

Game-By-Game Hitting

2017 RECORD: 10-3 • HOME: 8-0 • AWAY: 1-1 • NEUTRAL: 1-2 • SEC: 0-0

Date	Opponent	AB	R	H	RBI	2B	3B	HR	BB	IBB	SB	CS	HBP	SAC	SF	GDP	K	PO	A	LOB	Avg
Feb 17, 2017	MIAMI (OHIO)	32	7	8	7	0	0	1	5	0	1	0	3	0	0	0	8	27	9	9	.250
Feb 18, 2017	MIAMI (OHIO)	34	5	10	5	1	0	0	3	0	0	1	0	1	0	0	3	27	6	9	.273
Feb 19, 2017	MIAMI (OHIO)	38	11	13	11	3	0	3	6	0	0	0	0	0	0	0	6	27	7	9	.298
Feb 24, 2017	BRYANT	32	11	7	10	1	1	1	6	0	1	0	4	0	1	0	9	27	7	8	.279
Feb 25, 2017	BRYANT	34	13	10	10	4	0	2	9	0	2	0	2	0	0	3	6	27	8	8	.282
Feb 26, 2017	BRYANT	40	16	14	11	0	0	1	6	0	0	0	2	0	1	0	3	27	14	9	.295
Feb 28, 2017	at Louisiana Tech	31	3	5	3	2	0	1	3	0	0	0	1	1	0	1	7	24	6	6	.278
Mar 1, 2017	at Louisiana Tech	41	13	15	12	4	0	5	0	0	0	1	0	0	0	0	9	27	5	0	.291
Mar 03, 2017	vs Arizona	32	0	3	0	0	0	0	2	0	0	0	0	0	0	1	9	24	10	7	.271
Mar 04, 2017	vs Nebraska	38	15	15	15	3	1	1	7	0	0	0	4	0	0	1	6	27	5	10	.284
Mar 05, 2017	vs Oklahoma State	30	3	5	3	2	0	0	5	0	0	1	0	0	1	1	8	27	11	6	.275
Mar 07, 2017	ULM	36	12	16	10	3	0	2	3	0	0	1	1	1	1	1	5	27	8	6	.289
Mar 08, 2017	ULM	38	11	14	10	2	0	1	3	0	2	1	1	0	0	0	8	27	11	7	.296
Totals		456	120	135	107	25	2	18	61	0	6	5	18	3	4	8	87	345	107	98	.296

Game-By-Game Pitching

2017 RECORD: 10-3 • HOME: 8-0 • AWAY: 1-1 • NEUTRAL: 1-2 • SEC: 0-0

Date	Opponent	IP	H	R	ER	BB	SO	2B	3B	HR	WP	BK	HBP	DP	IBB	Score	W	L	SV	ERA
Feb 17, 2017	MIAMI (OHIO)	9.0	6	0	0	0	12	0	0	0	0	0	0	0	0	7-0	1	0	0	0.00
Feb 18, 2017	MIAMI (OHIO)	9.0	4	1	1	1	11	0	0	1	0	0	0	0	0	5-1	2	0	0	0.50
Feb 19, 2017	MIAMI (OHIO)	9.0	4	1	1	5	13	1	0	0	0	0	0	1	0	11-1	3	0	0	0.67
Feb 24, 2017	BRYANT	9.0	10	8	6	6	11	2	0	2	1	0	2	1	0	11-8	4	0	1	2.00
Feb 25, 2017	BRYANT	9.0	10	7	7	5	12	3	0	0	3	0	1	0	0	13-7	5	0	1	3.00
Feb 26, 2017	BRYANT	9.0	10	6	6	5	7	0	0	2	0	0	1	0	0	16-6	6	0	1	3.50
Feb 28, 2017	at Louisiana Tech	8.0	6	4	1	2	9	4	0	0	0	0	1	0	0	3-4	6	1	1	3.19
Mar 01, 2017	at Louisiana Tech	9.0	11	10	10	3	9	3	1	2	2	0	4	0	0	13-10	7	1	1	4.06
Mar 03, 2017	vs Arizona	8.0	7	3	2	1	10	2	0	0	0	0	0	0	0	0-3	7	2	1	3.87
Mar 04, 2017	vs Nebraska	9.0	5	5	4	9	13	1	0	0	2	0	1	1	0	15-5	8	2	1	3.89
Mar 05, 2017	vs Oklahoma State	9.0	10	8	6	6	6	1	1	0	2	0	0	0	0	3-8	8	3	1	4.08
Mar 07, 2017	ULM	9.0	10	3	3	2	13	0	0	1	1	0	2	1	0	12-3	9	3	1	3.99
Mar 08, 2017	ULM	9.0	3	2	2	3	14	1	0	0	0	0	1	0	0	11-2	10	3	1	3.83
Totals		115.0	96	58	49	48	140	18	2	8	11	0	13	4	0	120-58	10	3	1	3.83

TEAM GAME HIGHS

Batting

At bats:	41	at Louisiana Tech (Mar 01, 2017)
Runs scored:	16	vs Bryant (Feb 26, 2017)
Hits:	16	vs ULM (Mar 07, 2017)
RBIs:	15	vs Nebraska (Mar 04, 2017 at Frisco, Texas)
Doubles:	4	vs Bryant (Feb 25, 2017)
	4	at Louisiana Tech (Mar 01, 2017)
Triples:	1	vs Bryant (Feb 24, 2017)
	1	vs Nebraska (Mar 04, 2017 at Frisco, Texas)
Home runs:	5	at Louisiana Tech (Mar 01, 2017)
Total bases:	34	at Louisiana Tech (Mar 01, 2017)
Walks:	9	vs Bryant (Feb 25, 2017)
Strikeouts:	9	vs Bryant (Feb 24, 2017)
	9	at Louisiana Tech (Mar 01, 2017)
	9	vs Arizona (Mar 03, 2017 at Frisco, Texas)
Sac hits:	1	vs Miami (Ohio) (Feb 18, 2017)
	1	at Louisiana Tech (Feb 28, 2017)
	1	vs ULM (Mar 07, 2017)
Sac flies:	1	(4 games)
Stolen bases:	2	vs Bryant (Feb 25, 2017)
	2	vs ULM (Mar 08, 2017)
Hit by pitch:	4	vs Bryant (Feb 24, 2017)
	4	vs Nebraska (Mar 04, 2017 at Frisco, Texas)
Caught stealing:	1	(5 games)
Runners LOB:	10	vs Nebraska (Mar 04, 2017 at Frisco, Texas)
Hit into DP:	3	vs Bryant (Feb 25, 2017)

Fielding

Putouts:	27	(11 games)
Assists:	14	vs Bryant (Feb 26, 2017)
Errors:	2	vs Bryant (Feb 24, 2017)
	2	vs Oklahoma State (Mar 05, 2017 at Frisco, Texas)
Passed balls:	1	vs Oklahoma State (Mar 05, 2017 at Frisco, Texas)
DPs turned:	1	(4 games)

Pitching

Innings pitched:	9.0	(11 games)
Runs allowed:	10	at Louisiana Tech (Mar 01, 2017)
Earned runs:	10	at Louisiana Tech (Mar 01, 2017)
Walks allowed:	9	vs Nebraska (Mar 04, 2017 at Frisco, Texas)
Strikeouts:	14	vs ULM (Mar 08, 2017)
Hits allowed:	11	at Louisiana Tech (Mar 01, 2017)
Doubles allowed:	4	at Louisiana Tech (Feb 28, 2017)
Triples allowed:	1	at Louisiana Tech (Mar 01, 2017)
	1	vs Oklahoma State (Mar 05, 2017 at Frisco, Texas)
Homers allowed:	2	vs Bryant (Feb 24, 2017)
	2	vs Bryant (Feb 26, 2017)
	2	at Louisiana Tech (Mar 01, 2017)
Wild pitches:	3	vs Bryant (Feb 25, 2017)
Hit batters:	4	at Louisiana Tech (Mar 01, 2017)

INDIVIDUAL GAME HIGHS

Batting

At bats:	6	(4 games)
Runs scored:	4	Luke Bonfield vs Nebraska (Mar 04, 2017 at Frisco, Texas)
Hits:	4	Grant Koch vs Bryant (Feb 26, 2017)
	4	Jax Biggers at Louisiana Tech (Mar 01, 2017)
RBIs:	5	Jaxon Williams vs Bryant (Feb 26, 2017)
	5	Carson Shaddy vs Nebraska (Mar 04, 2017 at Frisco, Texas)
Doubles:	3	Carson Shaddy vs Nebraska (Mar 04, 2017 at Frisco, Texas)
Triples:	1	Grant Koch vs Bryant (Feb 24, 2017)
	1	Jaxon Williams vs Nebraska (Mar 04, 2017 at Frisco, Texas)
Home runs:	1	(18 games)
Total bases:	8	Grant Koch at Louisiana Tech (Mar 01, 2017)
Walks:	2	(6 games)
Strikeouts:	3	(5 games)
Sac hits:	1	Jake Arledge vs Miami (Ohio) (Feb 18, 2017)
	1	Jax Biggers at Louisiana Tech (Feb 28, 2017)
	1	Hunter Wilson vs ULM (Mar 07, 2017)
Sac flies:	1	(4 games)
Stolen bases:	1	(6 games)
Hit by pitch:	2	Carson Shaddy vs Bryant (Feb 25, 2017)
Caught stealing:	1	(5 games)
Runners LOB:	7	Dominic Fletcher vs Miami (Ohio) (Feb 19, 2017)

Fielding

Putouts:	13	Alex Gosser vs ULM (Mar 07, 2017)
Assists:	5	Jax Biggers vs Bryant (Feb 26, 2017)
	5	Carson Shaddy vs Bryant (Feb 26, 2017)
Errors:	2	Jaxon Williams vs Oklahoma State (Mar 05, 2017 at Frisco, Texas)
Passed balls:	1	Grant Koch vs Oklahoma State (Mar 05, 2017 at Frisco, Texas)

Pitching

Innings pitched:	6.0	Blaine Knight vs Arizona (Mar 03, 2017 at Frisco, Texas)
	6.0	Trevor Stephan vs Nebraska (Mar 04, 2017 at Frisco, Texas)
	6.0	Dominic Taccolini vs ULM (Mar 07, 2017)
Runs allowed:	7	Dominic Taccolini at Louisiana Tech (Mar 01, 2017)
Earned runs:	7	Dominic Taccolini at Louisiana Tech (Mar 01, 2017)
Walks allowed:	4	Trevor Stephan vs Bryant (Feb 25, 2017)
Strikeouts:	10	Blaine Knight vs Arizona (Mar 03, 2017 at Frisco, Texas)
	10	Dominic Taccolini vs ULM (Mar 07, 2017)
Hits allowed:	7	Dominic Taccolini vs ULM (Mar 07, 2017)
Doubles allowed:	2	(4 games)
Triples allowed:	1	Cody Scroggins at Louisiana Tech (Mar 01, 2017)
	1	Cannon Chadwick vs Oklahoma State (Mar 05, 2017 at Frisco, Texas)
Homers allowed:	2	Evan Lee at Louisiana Tech (Mar 01, 2017)
Wild pitches:	1	(11 games)
Hit batters:	2	Barrett Loseke at Louisiana Tech (Mar 01, 2017)

#10 JOSH ALBERIUS • R-SR • RHP • 5-11 • 180

CAREER HIGHS

Category	High	Opponent (Last)	Date
Innings	5.1	at Louisiana Tech	2/28/17
Longest Start	5.1	at Louisiana Tech	2/28/17
Shortest Start	2.0	vs. #14 Oklahoma St.	3/5/17
Longest Relief	4.0	2x (Missouri)	4/1/16
Hits	5	vs. #14 Oklahoma St.	3/5/17
Runs	5	vs. #14 Oklahoma St.	3/5/17
Earned Runs	4	2x (vs. #14 Oklahoma St.)	3/5/17
Walks	2	5x (vs. #14 Oklahoma St.)	3/5/17
Strikeouts	7	at Louisiana Tech	2/28/17

CAREER VS. 2017 OPPONENTS

Team	ERA	W-L	G-GS	IP	H	R	ER	BB-K
Oklahoma St.	0.00	0-0	1-0	3.0	2	0	0	1-2
ULM	0.00	1-0	1-0	2.0	0	0	0	0-4
Miss. St.	2.81	0-0	2-0	3.2	5	2	1	1-4
Missouri	0.00	0-0	2-0	4.2	3	1	0	1-3
Grambling St.	0.00	1-0	1-0	2.0	0	0	0	0-4
Alabama	4.50	0-0	2-0	2.0	2	1	1	2-2
LSU	0.00	0-1	2-0	2.1	3	1	0	0-0
Missouri St.	67.50	0-0	2-0	0.2	5	5	5	1-1
Georgia	0.00	0-0	1-0	2.0	0	0	0	0-1
Memphis	0.00	0-0	2-0	5.0	4	0	0	0-3
Auburn	2.81	1-0	2-0	3.2	2	1	1	2-5
Ole Miss	0.00	0-0	4-0	2.2	2	0	0	3-2
Vanderbilt	6.75	0-1	1-0	1.1	2	1	1	0-2
Texas A&M	0.00	0-0	2-0	1.2	2	1	0	0-0

ALBERIUS' CAREER APPEARANCES

Josh Alberius 2017 Game-By-Game (R-Senior)

(5 Appearances, 2 Starts)								
Date	Opponent	IP	H	R-ER	BB	K	Result	
2/19/17	Miami (Ohio)	3.2	2	0-0	1	5	W, 11-1	
2/24/17	Bryant	1.0	0	0-0	0	1	W, 11-8	
2/26/17	Bryant	1.0	0	0-0	0	1	W, 16-6	
2/28/17	at Louisiana Tech*	5.1	2	3-1	2	7	L, 4-3	
3/5/17	vs. #14 Oklahoma St.*	2.0	5	5-4	2	2	L, 8-3	
TOTALS	5 G, 2 GS	13.0	9	8-5	5	16	0-2	

Josh Alberius 2016 Game-By-Game (R-Junior)

(25 Appearances, 0 Starts)								
Date	Opponent	IP	H	R-ER	BB	K	Result	
2/24/16	Miss. Valley State	2.0	2	0-0	0	3	ND	
2/27/16	vs. #9 Houston	0.2	0	0-0	1	1	ND	
3/4/16	Eastern Illinois	1.1	2	0-0	0	2	ND	
3/9/16	Gonzaga	0.2	4	2-2	0	1	ND	
3/13/16	Western Illinois	1.2	0	0-0	1	3	ND	
3/16/16	Grambling St.	2.0	0	0-0	0	4	W, 1-0	
3/18/16	at #12 South Carolina	0.1	0	0-0	0	1	ND	
3/25/16	Auburn	2.2	0	0-0	1	5	W, 2-0	
3/29/16	at #16 Oklahoma St.	3.0	2	0-0	1	2	ND	
4/1/16	Missouri	4.0	2	0-0	1	3	ND	
4/3/16	Missouri	0.2	1	1-0	0	0	ND	
4/6/16	at Memphis	1.0	1	0-0	0	0	ND	
4/9/16	at #14 Ole Miss	1.0	0	0-0	1	2	ND	
4/10/16	at #14 Ole Miss	0.0	1	0-0	0	0	ND	
4/12/16	ULM	2.0	0	0-0	0	4	ND	
4/14/16	#2 Florida	1.0	4	3-3	0	1	W, 3-0	
4/19/16	#25 Creighton	0.2	2	2-2	1	0	ND	
4/23/16	at #12 Kentucky-2	0.2	2	0-0	0	1	ND	
4/30/16	#2 Texas A&M-1	1.0	0	0-0	0	0	ND	
4/30/16	#2 Texas A&M-2	0.2	2	1-0	0	0	ND	
5/3/16	at Missouri St.	0.0	4	4-4	0	0	L, 3-1	
5/7/16	at #13 LSU	0.1	2	1-0	0	0	ND	
5/14/16	Alabama	1.1	2	1-1	2	2	ND	

5/17/16	Missouri St.	0.2	1	1-1	1	1	ND
5/20/16	at #4 Mississippi St.	3.0	4	2-1	1	4	ND
TOTALS	25 G, 0 GS	32.1	38	18-14	11	40	3-1

Josh Alberius 2015 Game-By-Game (R-Sophomore)

(22 Appearances, 0 Starts)

Date	Opponent	IP	H	R-ER	BB	K	Result
2/14/15	North Dakota-2	0.2	0	0-0	1	1	ND
2/22/15	vs. #13 Maryland	1.0	1	1-1	0	1	ND
3/2/15	Eastern Illinois-2	3.0	0	0-0	0	2	W, 1-0
3/8/15	Loyola Marymount	1.0	0	0-0	0	1	ND
3/10/15	Gonzaga	2.2	4	1-1	0	3	L, 1-1
3/11/15	Gonzaga	0.1	2	0-0	1	0	ND
3/15/15	at #5 Vanderbilt	1.1	2	1-1	0	2	L, 1-2
3/17/15	SE Missouri St.	1.0	1	0-0	1	0	ND
3/20/15	#1 LSU	2.0	1	0-0	0	0	ND
3/24/15	vs. Memphis	4.0	3	0-0	0	3	ND
3/27/15	Ole Miss	1.0	1	0-0	0	0	ND
3/28/15	Ole Miss	0.2	0	0-0	2	0	ND
4/5/15	at Auburn	1.0	2	1-1	1	0	ND
4/7/15	Mississippi Valley St.	3.0	2	1-1	0	3	ND
4/14/15	Stephen F. Austin	1.0	0	0-0	1	0	ND
4/28/15	Mississippi St.	0.2	1	0-0	0	0	ND
5/12/15	at Creighton	1.1	2	1-1	0	1	ND
5/16/15	at Georgia	2.0	0	0-0	0	1	ND
5/20/15	vs. Florida	0.2	3	3-3	1	1	ND
5/22/15	vs. Florida	1.0	2	3-3	2	0	ND
5/29/15	vs. Oral Roberts	0.1	0	0-0	0	0	ND
5/31/15	vs. St. John's	1.1	4	2-1	0	1	ND
TOTALS	22 G, 0 GS	31.0	31	14-13	10	20	1-2

Josh Alberius 2014 Game-By-Game (R-Sophomore)

(1 Appearances, 0 Starts)

Date	Opponent	IP	H	R-ER	BB	K	Result
3/21/14	Alabama	0.2	0	0-0	0	0	ND
TOTALS	1 G, 0 GS	0.2	0	0-0	0	0	0-0

2017 HIGHLIGHTS

- Made first appearance of the year against Miami (Ohio), going 3.2 innings and tying a career-high five strikeouts.
- His five strikeouts against Miami (Ohio) were the most since totaling five against Auburn on March 25 of 2016.
- Made first collegiate start at Louisiana Tech (2/28), throwing a career-high 5.1 innings and striking out a career-high seven batters.
- His seven strikeouts at Louisiana Tech is the most by a Razorback starting pitcher this year and ties Barrett Loseke for the most by any Hog pitcher this season.

#36 CANNON CHADWICK • SR • RHP • 6-0 • 195

CAREER HIGHS

Category	High	Opponent (Last)	Date
Innings	3.0	2x (La. Tech)	3/2/16
Longest Start	3.0	Gonzaga	3/11/15
Shortest Start	3.0	Gonzaga	3/11/15
Longest Relief	3.0	La. Tech	3/2/16
Hits	5	LSU	3/20/15
Runs	6	LSU	3/20/15
Earned Runs	6	LSU	3/20/15
Walks	5	Gonzaga	3/11/15
Strikeouts	4	Miami (Ohio)	2/17/17

CAREER VS. 2017 OPPONENTS

Team	ERA	W-L	G-GS	IP	H	R	ER	BB-K
La. Tech	0.00	0-0	1-0	3.0	2	0	0	0-1
ULM	0.00	0-0	1-0	1.0	0	0	0	0-2
LSU	27.00	0-0	1-0	2.0	5	6	6	2-2

CHADWICK'S CAREER APPEARANCES

Cannon Chadwick 2017 Game-By-Game (Senior)
(5 Appearances, 0 Starts)

Date	Opponent	IP	H	R-ER	BB	K	Result
2/17/17	Miami (Ohio)	2.0	1	0-0	0	4	W, 7-0
2/24/17	Bryant	1.1	3	2-0	0	3	W, 11-8
2/25/17	Bryant	1.0	0	0-0	0	2	W, 13-7
2/28/17	at Louisiana Tech	2.2	3	0-0	0	2	L, 4-3
3/5/17	vs. #14 Oklahoma St.	2.1	3	2-2	1	1	L, 8-3
TOTALS	5 G, 0 GS	9.1	10	4-2	1	12	0-0

Cannon Chadwick 2016 Game-By-Game (Junior)
(8 Appearances, 0 Starts)

Date	Opponent	IP	H	R-ER	BB	K	Result
2/20/16	Central Michigan	2.0	1	0-0	1	1	ND
2/24/16	Mississippi Valley St.	1.0	0	0-0	0	1	ND
2/28/16	vs. #23 Texas Tech	2.1	3	1-1	1	3	W, 1-0
3/2/16	Louisiana Tech	3.0	2	0-0	0	1	ND
3/5/16	Eastern Illinois	2.2	2	1-0	1	1	ND
3/9/16	Gonzaga	0.2	3	2-2	1	1	ND
4/12/16	ULM	1.0	0	0-0	0	2	ND
4/15/16	#2 Florida	2.2	2	0-0	0	0	ND
TOTALS	8 G, 0 GS	15.1	13	4-3	4	10	1-0

Cannon Chadwick 2015 Game-By-Game (Sophomore)
(12 Appearances, 1 Start)

Date	Opponent	IP	H	R-ER	BB	K	Result
2/13/15	North Dakota	1.1	1	0-0	1	3	W, 1-0
2/20/15	vs. #22 UCF	2.0	2	1-1	1	1	ND
2/22/15	vs. #13 Maryland	0.1	0	0-0	0	1	ND
3/3/15	Eastern Illinois	1.0	0	0-0	1	0	ND
3/7/15	Loyola Marymount	0.1	0	1-1	1	0	ND
3/8/15	Loyola Marymount	0.2	0	0-0	0	1	ND
3/11/15	Gonzaga*	3.0	2	2-1	5	1	ND
3/18/15	SE Missouri St.	1.2	2	1-1	1	1	ND
3/20/15	#1 LSU	2.0	5	6-6	2	2	ND
4/8/15	Mississippi Valley St.	1.0	3	0-0	0	0	ND
4/11/15	Kentucky	1.1	1	0-0	3	0	ND
4/15/15	Stephen F. Austin	0.2	4	2-2	2	0	ND
TOTALS	12 G, 1 GS	15.1	20	13-12	17	10	1-0

2017 HIGHLIGHTS

- Came back for senior season after being shut down for injury in 2016 after just eight appearances.
- Has yet to give up an earned run in three appearances (4.1 innings), and has at least two strikeouts in each appearance.
- Made his first appearance of the year against Miami (Ohio) striking out a career-high four batters in just two innings.

#32 MATT CRONIN • FR • LHP • 6-2 • 190

CAREER HIGHS

Category	High	Opponent (Last)	Date
Innings	2.0	ULM	3/8/17
Longest Start	--	--	--
Shortest Start	--	--	--
Longest Relief	2.0	ULM	3/8/17
Hits	--	--	--
Runs	--	--	--
Earned Runs	--	--	--
Walks	2	ULM	3/8/17
Strikeouts	3	ULM	3/8/17

CRONIN'S CAREER APPEARANCES

Matt Cronin 2017 Game-By-Game (Freshman)
(2 Appearances, 0 Starts)

Date	Opponent	IP	H	R-ER	BB	K	Result
3/4/17	vs. Nebraska	1.0	0	0-0	0	2	W, 15-5
3/8/17	ULM	2.0	0	0-0	2	3	W, 11-2
TOTALS	2 G, 0 GS	3.0	0	0-0	2	5	0-0

#18 ANTHONY DAHL • SO • RHP • 6-4 • 200

CAREER HIGHS

Category	High	Opponent (Last)	Date
Innings	2.2	Houston	2/27/16
Longest Start	--	--	--
Shortest Start	--	--	--
Longest Relief	2.2	Houston	2/27/16
Hits	5	Houston	2/27/16
Runs	2	4x (at Mo. St.)	5/3/16
Earned Runs	2	4x (at Mo. St.)	5/3/16
Walks	3	at Mo. St.	5/3/16
Strikeouts	3	2x (Houston)	2/27/16

CAREER VS. 2017 OPPONENTS

Team	ERA	W-L	G-GS	IP	H	R	ER	BB-K
Miss. St.	0.00	0-0	2-0	2.0	1	0	0	0-1
Alabama	9.00	0-0	1-0	1.0	2	2	2	3-1
Missouri St.	9.00	0-0	2-0	2.0	4	2	2	3-2
Memphis	9.00	0-0	1-0	1.0	3	1	1	0-1

DAHL'S CAREER APPEARANCES

Anthony Dahl 2016 Game-By-Game (Freshman)
(8 Appearances, 0 Starts)

Date	Opponent	IP	H	R-ER	BB	K	Result
2/21/16	Central Michigan	2.1	2	0-0	1	3	W, 1-0
2/27/16	vs. #9 Houston	2.2	5	2-2	0	3	ND
3/5/16	Eastern Illinois	0.0	2	2-2	0	0	ND
3/9/16	Gonzaga	0.0	0	2-2	0	0	L, 1-1
4/6/16	at Memphis	1.0	3	1-1	0	1	ND
5/3/16	at Missouri St.	1.0	2	2-2	3	1	ND
5/14/16	Alabama	1.0	1	1-1	0	2	ND
5/17/16	Missouri St.	1.0	2	0-0	1	1	ND
5/19/16	at #4 Mississippi St.	1.0	1	0-0	0	1	ND
5/21/16	at #4 Mississippi St.	1.0	0	0-0	0	0	ND
TOTALS	10 G, 0 GS	11.0	18	10-10	5	12	1-1

2016 HIGHLIGHTS

- Appeared in 10 games and threw 11.0 innings for an 8.18 ERA.
- Earned a decision in two games, going 1-1.
- Gave up 10 earned runs on 18 hits, while walking five and striking out 12.
- Appeared in three conference games, throwing 3.0 innings and giving up one earned run on two hits with three strikeouts.
- Made first collegiate appearance vs. Central Michigan (Feb. 21), going 2.1 innings and allowing just two hits, while striking out three in a 9-4 victory.
- Was strong down the stretch, pitching three scoreless innings against Missouri State (May 17) and No. 4 Mississippi State (May 19 & May 21).
- Set a season-high with three strikeouts twice early in the year against Central Michigan (Feb. 21) and No. 9 Houston (Feb. 27).
- Named to 2015-16 SEC First-Year Academic Honor Roll.

#46 BARRETT LOSEKE • SO • RHP • 6-0 • 170

CAREER HIGHS

Category	High	Opponent (Last)	Date
Innings	4.0	3x (at Louisiana Tech)	3/1/17
Longest Start	4.0	2x (at S. Carolina)	3/19/16
Shortest Start	1.0	at Ole Miss	4/10/16
Longest Relief	4.0	at Louisiana Tech	3/1/17
Hits	4	2x (Bryant)	2/26/17
Runs	3	3x (Bryant)	2/26/17
Earned Runs	3	3x (Bryant)	2/26/17
Walks	3	3x (Florida)	4/16/16
Strikeouts	7	at Louisiana Tech	3/1/17

CAREER VS. 2017 OPPONENTS

Team	ERA	W-L	G-GS	IP	H	R	ER	BB-K
Oklahoma St.	0.00	0-0	1-0	1.0	0	0	0	1-0
ULM	0.00	0-0	1-0	1.0	1	0	0	0-1
Mississippi St.	0.00	0-0	1-0	1.0	1	0	0	0-2
Missouri	8.71	0-1	1-1	3.1	2	3	3	1-4
LSU	0.00	0-0	2-0	1.2	1	0	0	3-2
Missouri St.	9.00	0-1	1-1	2.0	2	2	2	1-1
Auburn	4.09	0-0	1-1	2.2	4	1	1	1-2
Ole Miss	27.00	0-1	1-1	1.0	2	3	3	2-3
Texas A&M	0.00	0-0	1-0	3.2	0	0	0	0-4

LOSEKE'S CAREER APPEARANCES

Barrett Loseke 2017 Game-By-Game (Sophomore)
(3 Appearances, 0 Starts)

Date	Opponent	IP	H	R-ER	BB	K	Result
2/19/17	Miami (Ohio)	1.0	0	0-0	2	2	W, 11-1
2/26/17	Bryant	2.1	4	3-3	2	3	W, 16-6
3/1/17	at Louisiana Tech	4.0	1	0-0	1	7	W, 13-10
TOTALS	3 G, 0 GS	7.1	5	3-3	5	12	1-0

Barrett Loseke 2016 Game-By-Game (Freshman)
(17 Appearances, 6 Starts)

Date	Opponent	IP	H	R-ER	BB	K	Result
2/20/16	Central Michigan	0.1	1	0-0	0	0	ND
2/23/16	Mississippi Valley St.	2.0	1	0-0	0	3	ND
2/28/16	vs. #23 Texas Tech	1.1	2	0-0	3	3	ND
3/9/16	Gonzaga	3.0	1	0-0	1	1	ND
3/13/16	Western Illinois*	4.0	1	0-0	1	4	W, 1-0
3/19/16	at #12 South Carolina*	4.0	3	2-2	3	3	ND
3/27/16	Auburn*	2.2	4	1-1	1	2	ND
4/3/16	Missouri*	3.1	2	3-3	1	4	L, 1-1
4/10/16	at #14 Ole Miss*	1.0	2	3-3	2	3	L, 1-2
4/12/16	ULM	1.0	1	0-0	0	1	ND
4/16/16	#2 Florida	0.2	0	0-0	3	2	ND
4/26/16	#18 Oklahoma St.	1.0	0	0-0	1	0	ND
4/30/16	#2 Texas A&M-2	3.2	2	0-0	0	4	ND
5/6/16	at #13 LSU	0.0	0	0-0	2	0	ND
5/8/16	at #13 LSU	1.2	1	0-0	1	2	ND
5/17	Missouri St.*	2.0	2	2-2	1	1	L, 1-3
5/20/16	at #4 Mississippi St.	1.0	1	0-0	0	2	ND
TOTALS	17 G, 6 GS	32.2	24	11-11	20	35	1-3

2017 HIGHLIGHTS

- Was one of four pitchers used to earn sweep of Miami (Ohio) in game three of series.
- Came out of the bullpen against Louisiana Tech (3/1) and shut down the offense for 4.0 innings, striking out a career-high seven batters to earn the victory.

#21 KACEY MURPHY • SO • LHP • 6-0 • 190

CAREER HIGHS

Category	High	Opponent (Last)	Date
Innings	5.0	ULM	3/8/17
Longest Start	5.0	ULM	3/8/17
Shortest Start	5.0	ULM	3/8/17
Longest Relief	2.1	Missouri St.	5/17/16
Hits	4	Auburn	3/26/16
Runs	5	Missouri St.	5/17/16
Earned Runs	4	Missouri St.	5/17/16
Walks	2	at Missouri St.	5/3/16
Strikeouts	9	ULM	3/8/17

CAREER VS. 2017 OPPONENTS

Team	ERA	W-L	G-GS	IP	H	R	ER	BB-K
Oklahoma St.	0.00	0-0	1-0	0.1	0	0	0	0-1
Missouri	18.00	0-0	1-0	0.0	2	2	2	1-0
Missouri St.	12.00	0-0	2-0	3.0	3	6	4	3-5
Auburn	9.00	0-0	1-0	2.0	4	2	2	0-3
Texas A&M	0.00	0-0	1-0	0.0	1	0	0	1-0

MURPHY'S CAREER APPEARANCES

Kacey Murphy 2017 Game-By-Game (Sophomore) (4 Appearances, 1 Starts)

Date	Opponent	IP	H	R-ER	BB	K	Result
2/19/17	Miami (Ohio)	1.0	0	0-0	0	1	W, 11-8
2/24/17	Bryant	0.1	1	0-0	1	1	W, 11-8
3/3/17	vs. #5 Arizona	1.1	2	1-1	1	0	L, 3-0
3/8/17	ULM*	5.0	3	2-2	1	9	W, 11-2
TOTALS	4 G, 1 GS	7.2	6	3-3	3	11	1-0

Kacey Murphy 2016 Game-By-Game (Freshman) (14 Appearances, 0 Starts)

Date	Opponent	IP	H	R-ER	BB	K	Result
2/19/16	Central Michigan	0.1	0	0-0	1	1	ND
2/21/16	Central Michigan	0.2	0	0-0	1	0	ND
2/23/16	Mississippi Valley St.	1.0	1	1-1	1	1	ND
3/4/16	Eastern Illinois	1.0	1	0-0	0	0	ND
3/9/16	Gonzaga	0.1	0	1-1	0	0	ND
3/13/16	Western Illinois	1.2	0	0-0	0	2	ND
3/18/16	at #12 South Carolina	0.2	3	1-1	1	0	ND
3/26/16	Auburn	2.0	4	2-2	0	3	ND
4/3/16	Missouri	0.0	2	2-2	1	0	ND
4/19/16	#25 Creighton	0.2	1	0-0	0	1	ND
4/26/16	#18 Oklahoma St.	0.1	0	0-0	0	1	ND
5/1/16	#2 Texas A&M	0.0	1	0-0	1	0	ND
5/3/16	at Missouri St.	0.2	0	1-0	2	0	ND
5/17/16	Missouri St.	2.1	3	5-4	1	5	ND
TOTALS	14 G, 0 GS	11.2	16	13-11	9	14	0-0

2017 HIGHLIGHTS

- Earned his first win of the season in his first collegiate start, going a career-high 5.0 innings against ULM (3/8/17) and striking out a career-high nine batters.
- Has only allowed one earned run in three relief appearances, tied for the second-lowest among all relievers on the team.

#34 JAKE REINDL • SO • RHP • 6-1 • 200

CAREER HIGHS

Category	High	Opponent (Last)	Date
Innings	3.0	Miami (Ohio)	2/17/17
Longest Start	--	--	--
Shortest Start	--	--	--
Longest Relief	3.0	Miami (Ohio)	2/17/17
Hits	3	at Louisiana Tech	3/1/17
Runs	2	Gonzaga	3/9/16
Earned Runs	2	Gonzaga	3/9/16
Walks	1	2x (vs. #14 Oklahoma St.)	3/5/17
Strikeouts	3	Miami (Ohio)	2/17/17

CAREER VS. 2017 OPPONENTS

Team	ERA	W-L	G-GS	IP	H	R	ER	BB-K
Mississippi St.	0.00	0-0	1-0	0.2	0	0	0	0-1
Grambling St.	0.00	0-0	1-0	1.0	1	0	0	0-0
Missouri St.	0.00	0-0	1-0	1.0	1	0	0	0-1
Memphis	9.00	0-0	1-0	1.0	2	1	1	0-1

REINDL'S CAREER APPEARANCES

Jake Reindl 2017 Game-By-Game (Sophomore) (4 Appearances, 0 Starts)

Date	Opponent	IP	H	R-ER	BB	K	Result
2/17/17	Miami (Ohio)	3.0	2	0-0	0	3	W, 7-0
2/24/17	Bryant	0.1	1	2-2	1	0	W, 11-8
3/1/17	at Louisiana Tech	2.0	3	0-0	0	2	W, 13-10
3/5/17	vs. #14 Oklahoma St.	0.0	0	0-0	1	0	L, 8-3
TOTALS	4 G, 0 GS	5.1	6	2-2	2	5	0-0

Jake Reindl 2016 Game-By-Game (Freshman) (6 Appearances, 0 Starts)

Date	Opponent	IP	H	R-ER	BB	K	Result
2/24/16	Mississippi Valley St.	1.0	0	0-0	0	2	ND
3/9/16	Gonzaga	0.1	2	2-2	0	0	ND
3/15/16	Grambling St.	1.0	1	0-0	0	0	ND
4/6/16	at Memphis	1.0	2	1-1	0	1	ND
5/17/16	Missouri St.	1.0	1	0-0	0	1	ND
5/19/16	at #4 Mississippi St.	0.2	0	0-0	0	1	ND
TOTALS	6 G, 0 GS	5.0	6	3-3	0	5	0-0

2017 HIGHLIGHTS

- Set new career-highs in innings pitched (3.0) and strikeouts (3) in first appearance of the year vs. Miami (Ohio).
- Held Louisiana Tech (3/1) scoreless over 2.0 innings of relief to help in nine-run comeback.

#37 WESTON ROGERS • SO • LHP • 6-4 • 215

CAREER HIGHS

Category	High	Opponent (Last)	Date
Innings	4.0	Grambling St.	3/16/16
Longest Start	4.0	Grambling St.	3/16/16
Shortest Start	1.2	Gonzaga	3/9/16
Longest Relief	2.0	2x (Ok. St.)	4/26/16
Hits	5	Bryant	2/25/17
Runs	4	Bryant	2/25/17
Earned Runs	4	Bryant	2/25/17
Walks	2	2x (vs. Nebraska)	3/4/17
Strikeouts	4	2x (at Missouri St.)	5/3/16

CAREER VS. 2017 OPPONENTS

Team	ERA	W-L	G-GS	IP	H	R	ER	BB-K
L.a. Tech	8.18	0-0	1-1	2.2	3	2	2	1-1
Oklahoma St.	9.00	0-0	1-0	2.0	2	2	2	2-1
Grambling St.	4.50	0-0	1-1	4.0	3	2	2	0-2
LSU	18.00	0-1	1-0	1.0	2	2	2	1-0
Missouri St.	9.00	0-0	1-1	3.0	3	3	3	1-4
Texas A&M	0.00	0-0	1-0	0.0	1	0	0	0-0

ROGERS' CAREER APPEARANCES

Weston Rogers 2017 Game-By-Game (Sophomore)
(4 Appearances, 0 Starts)

Date	Opponent	IP	H	R-ER	BB	K	Result
2/18/17	Miami (Ohio)	1.0	0	0-0	0	1	W, 5-1
2/25/17	Bryant	1.1	5	4-4	0	3	W, 13-7
2/28/17	at Louisiana Tech	0.0	1	1-0	0	0	L, 4-3
3/4/17	vs. Nebraska	1.0	0	0-0	2	1	W, 15-5
TOTALS	4 G, 0 GS	3.1	6	5-4	2	5	0-0

Weston Rogers 2016 Game-By-Game (Freshman)
(11 Appearances, 5 Starts)

Date	Opponent	IP	H	R-ER	BB	K	Result
2/24/16	Mississippi Valley St.*	2.0	1	0-0	0	4	W, 1-0
2/28/16	vs. #23 Texas Tech	0.1	2	0-0	0	0	ND
3/2/16	Louisiana Tech*	2.2	3	2-2	1	1	ND
3/5/16	Eastern Illinois	1.1	0	0-0	0	3	ND
3/9/16	Gonzaga*	1.2	2	2-2	1	1	ND
3/16/16	Grambling St.*	4.0	3	2-2	0	2	ND
4/19/16	#25 Creighton	2.0	1	0-0	0	1	ND
4/26/16	#18 Oklahoma St.	2.0	2	2-2	2	1	ND
4/30/16	#2 Texas A&M-2	0.0	1	0-0	0	0	ND
5/3/16	at Missouri St.*	3.0	3	3-3	1	4	L, 1-1
5/8/16	at #13 LSU	1.0	2	2-2	1	0	ND
TOTALS	11 G, 5 GS	20.0	20	13-13	6	17	1-1

2016 HIGHLIGHTS

- Made five starts in 11 appearances, all five were mid-week starts.
- Went 1-1 with a 5.85 ERA in 20.0 innings of work.
- Gave up 13 earned runs with just six walks and 17 strikeouts.
- Made two appearances in SEC play.
- Struck out a season-high four batters during first career start and victory against Mississippi Valley State (Feb. 24).
- Longest outing was 4.0 innings against Grambling State (March 16), giving up two earned runs on three hits with two strikeouts over a season-high 61 pitches.
- Also made starts against Louisiana Tech (March 2), Gonzaga (March 9), and at Missouri State (May 3).
- Matched season-high of four strikeouts against Missouri State over three innings.
- Named to 2015-16 First-Year SEC Academic Honor Roll.

#5 CODY SCROGGINS • SO • RHP • 6-0 • 185

CAREER HIGHS

Category	High	Opponent (Last)	Date
Innings	1.1	at Louisiana Tech	3/1/17
Longest Start	--	--	--
Shortest Start	--	--	--
Longest Relief	1.1	at Louisiana Tech	3/1/17
Hits	2	at LSU	5/8/16
Runs	1	3x (Bryant)	2/24/17
Earned Runs	1	3x (Bryant)	2/24/17
Walks	1	3x (Bryant)	2/24/17
Strikeouts	1	2x (Miami (Ohio))	2/18/17

CAREER VS. 2017 OPPONENTS

Team	ERA	W-L	G-GS	IP	H	R	ER	BB-K
Missouri	0.00	0-0	1-0	1.0	0	0	0	0-0
Ole Miss	0.00	0-0	1-0	1.0	0	0	0	1-1
LSU	90.00	0-0	1-0	0.1	2	1	1	0-0

SCROGGINS' CAREER APPEARANCES

Cody Scroggins 2017 Game-By-Game (Sophomore)
(3 Appearances, 0 Starts)

Date	Opponent	IP	H	R-ER	BB	K	Result
2/18/17	Miami (Ohio)	1.0	1	0-0	0	1	W, 5-1
2/24/17	Bryant	0.0	1	1-1	1	0	W, 11-8
3/1/17	at Louisiana Tech	1.1	1	0-0	0	0	W, 13-10
TOTALS	3 G, 0 GS	2.1	3	1-1	1	1	0-0

Cody Scroggins 2016 Game-By-Game (Freshman)
(4 Appearances, 0 Starts)

Date	Opponent	IP	H	R-ER	BB	K	Result
4/3/16	Missouri	1.0	0	0-0	0	0	ND
4/8/16	at #14 Ole Miss	1.0	0	0-0	1	1	ND
4/15/16	#2 Florida	1.0	1	1-1	1	0	ND
5/8/16	at #13 LSU	0.1	2	1-1	0	0	ND
TOTALS	4 G, 0 GS	3.1	3	2-2	2	1	0-0

2016 HIGHLIGHTS

- Played in 28 games and made 16 starts at either third base, shortstop, or second base.
- Pitched in four games, totaling 3.1 innings, two earned runs and no extra base hits.
- Batted .204 with 10 hits, six RBIs, and six walks, as well as stealing four bases.
- Eight of his 10 hits and four of six RBIs came in SEC play.
- Made first collegiate start against Mississippi Valley State (Feb. 24), going 2-for-3 with two RBIs and two walks.
- Became primary third baseman on April 19 against No. 25 Creighton, when Carson Shaddy was moved to the outfield

CAREER HIGHS

Category	High	Opponent (Last)	Date
Innings	10.0	at Kentucky	4/22/16
Longest Start	10.0	at Kentucky	4/22/16
Shortest Start	1.0	Missouri	4/1/16
Longest Relief	4.2	at Virginia	5/3/14
Hits	12	at S. Carolina	3/18/16
Runs	8	3x (Alabama)	5/13/16
Earned Runs	8	3x (Alabama)	5/13/16
Walks	6	at Texas A&M	4/18/16
Strikeouts	10	2x (ULM)	3/7/17

CAREER VS. 2017 OPPONENTS

Team	ERA	W-L	G-GS	IP	H	R	ER	BB-K
Mississippi St.	3.00	1-1	2-2	12.0	15	8	4	6-8
Missouri	4.50	0-0	2-2	4.0	4	3	2	2-1
Grambling St.	0.00	0-0	1-0	2.0	2	0	0	2-2
Alabama	15.75	0-1	3-2	8.0	12	14	14	11-11
LSU	4.82	1-1	3-2	11.2	13	7	6	4-3
Missouri St.	0.00	1-0	1-0	2.0	0	0	0	0-2
Georgia	0.00	0-0	1-0	2.0	1	0	0	2-2
Memphis	16.36	0-0	1-0	1.1	2	2	2	1-3
Auburn	2.25	0-0	3-2	12.0	14	4	3	7-7
Ole Miss	7.50	1-0	4-2	13.2	13	11	11	8-13
Tennessee	0.00	0-0	1-0	2.1	0	0	0	0-1
Vanderbilt	6.43	0-1	1-1	4.2	8	7	3	3-2
Texas A&M	8.40	1-0	3-3	15.0	19	14	14	9-15

TACCOLINI'S CAREER APPEARANCES

Dominic Taccolini 2017 Game-By-Game (Senior)
(5 Appearances, 1 Starts)

Date	Opponent	IP	H	R-ER	BB	K	Result
2/18/17	Miami (Ohio)	3.0	0	0-0	1	4	W, 5-1
2/24/17	Bryant	1.0	0	0-0	2	2	W, 11-8
2/26/17	Bryant	1.1	2	1-1	1	0	W, 16-6
3/1/17	at Louisiana Tech	0.2	4	7-7	2	0	W, 13-10
3/7/17	ULM*	6.0	7	2-2	2	10	W, 12-2
TOTALS	5 G, 1 GS	12.0	13	10-10	8	16	3-0

Dominic Taccolini 2016 Game-By-Game (Junior)
(15 Appearances, 13 Starts)

Date	Opponent	IP	H	R-ER	BB	K	Result
2/19/16	Central Michigan*	7.0	1	1-1	1	3	W, 1-0
2/26/16	vs. #24 Rice*	6.0	5	2-2	1	6	W, 2-0
3/4/16	Eastern Illinois*	5.0	4	2-2	1	5	W, 3-0
3/11/16	Western Illinois*	7.0	2	1-1	2	9	ND
3/18/16	at #12 South Carolina*	6.0	12	8-8	1	2	L, 3-1
3/25/16	Auburn*	2.0	6	2-2	3	3	ND
4/1/16	Missouri*	1.0	4	3-2	1	0	ND
4/6/16	at Memphis	1.1	2	2-2	1	3	ND
4/10/16	at #14 Ole Miss	3.2	4	3-3	1	4	ND
4/14/16	#2 Florida*	3.0	1	3-3	3	2	L, 3-2
4/22/16	at #12 Kentucky*	10.0	5	0-0	0	10	W, 4-2
4/30/16	#2 Texas A&M-1*	6.0	9	5-5	2	6	W, 5-2
5/6/16	at #13 LSU*	5.0	5	5-4	3	1	L, 5-3
5/13/16	Alabama*	3.2	7	8-8	4	4	L, 5-4
5/19/16	at #4 Mississippi St.*	5.1	11	7-3	2	3	L, 5-5
TOTALS	15 G, 13 GS	72.0	78	52-46	26	61	5-5

Dominic Taccolini 2015 Game-By-Game (Sophomore)
(17 Appearances, 13 Starts)

Date	Opponent	IP	H	R-ER	BB	K	Result
2/14/15	North Dakota-1*	6.0	4	2-2	0	8	W, 1-0
2/20/15	vs. #22 UCF*	4.0	4	3-3	3	6	L, 1-1
3/2/15	Eastern Illinois-1*	6.0	2	1-1	2	4	W, 2-1
3/7/15	Loyola Marymount*	7.0	5	2-2	0	9	W, 3-1

3/14/15	at #5 Vanderbilt-2*	4.2	8	7-3	3	2	L, 3-2
3/19/15	#1 LSU*	6.0	6	1-1	1	2	W, 4-2
3/26/15	Ole Miss*	5.2	3	3-3	6	7	W, 5-2
4/4/15	at Auburn*	7.0	5	2-1	3	3	ND
4/11/15	Kentucky*	2.2	6	8-8	4	3	L, 5-3
4/18/15	at #1 Texas A&M-2*	5.1	7	6-6	4	6	ND
4/25/15	Mississippi State*	6.2	4	1-1	4	5	W, 6-3
5/1/15	at Alabama*	4.0	3	2-2	5	6	ND
5/10/15	Tennessee	2.1	0	0-0	0	1	ND
5/12/15	at Creighton	2.2	2	0-0	0	2	ND
5/15/15	at Georgia	2.0	1	0-0	2	2	ND
5/20/15	vs. Florida	3.0	2	0-0	2	1	ND
5/22/15	vs. Florida*	2.0	5	5-4	2	0	L, 6-4
TOTALS	17 G, 13 GS	77.0	67	43-37	41	67	6-4

Dominic Taccolini 2014 Game-By-Game (Freshman)
(17 Appearances, 3 Starts)

Date	Opponent	IP	H	R-ER	BB	K	Result
2/14/14	Appalachian State	1.0	1	2-2	0	0	ND
2/23/14	Eastern Illinois	1.0	0	2-0	0	0	ND
2/28/14	South Alabama	1.0	0	0-0	0	0	ND
3/9/14	at California	1.0	0	0-0	0	0	ND
3/16/14	at Florida	1.0	3	2-2	1	0	ND
3/19/14	Grambling State	2.0	2	0-0	2	2	ND
3/21/14	Alabama	0.1	2	4-4	2	1	ND
4/22/14	Northwestern St.	1.0	0	0-0	0	1	ND
4/23/14	Northwestern St.	2.0	3	0-0	0	3	W, 1-0
4/26/14	Auburn-2	3.0	3	0-0	1	1	ND
4/29/14	at Missouri St.	2.0	0	0-0	0	2	W, 2-0
5/3/14	at Ole Miss	2.0	1	0-0	0	1	ND
5/11/14	Texas A&M*	3.2	3	3-3	3	3	ND
5/17/14	at Missouri*	3.0	0	0-0	1	1	ND
5/23/14	vs. Ole Miss*	1.2	7	5-5	1	1	ND
5/24/14	vs. LSU	0.2	2	1-1	0	0	ND
5/31/14	at Virginia	4.2	2	0-0	1	4	ND
TOTALS	17 G, 3 GS	31.0	29	19-17	12	20	2-0

2017 HIGHLIGHTS

- Tied for the team lead in wins (3) after picking up his third in five appearances Tuesday against ULM.
- Recorded both wins in Friday's and Sunday's contest with Bryant, pitching no more than 1.1 innings in either game.
- Made his first start of the year on Tuesday against ULM, going 6.0 innings and striking out 10 batters to tie a career-high.
- Is the first Razorback pitcher to record 10 or more strikeouts twice in a career since Drew Smyly (1 in 2009 and 2 in 2010).

#15 JAKE ARLEDGE • SR • OF • 5-9 • 180

CAREER HIGHS

Category	High	Opponent (Last)	Date
Hits	3	4x (ULM)	3/8/17
Runs	4	2x (E. Illinois)	3/5/16
Doubles	1	7x (Bryant)	2/25/17
Triples	1	3x (at Ole Miss)	4/9/16
Home Runs	2	E. Illinois	3/5/16
RBI's	3	2x (ULM)	3/8/17
Walks	2	2x (Auburn)	3/26/16
Stolen Bases	2	at LSU	5/6/16

CAREER VS. 2017 OPPONENTS

Team	AVG.	G-GS	AB	R	H	RBI	SB
La. Tech	.000	1-1	3	0	0	0	1
Oklahoma St.	.500	1-0	2	0	1	0	0
Miss. St.	.200	1-1	5	0	1	0	0
Missouri	.000	2-2	6	1	0	1	0
Grambling St.	.143	2-2	7	1	1	0	0
Alabama	.143	3-1	7	1	1	0	0
LSU	.222	2-2	9	2	2	2	2
Missouri St.	.000	1-1	2	1	0	0	0
Auburn	.286	3-2	7	4	2	0	0
Ole Miss	.200	2-2	5	1	1	0	0
Texas A&M	.000	2-1	3	0	0	0	1

2017 HIGHLIGHTS

- Hit the go-ahead home run on Sunday against Bryant capping a four-run comeback to take a 6-5 lead.
- Hit his first home run of the year on Saturday against Bryant, part of a 3-for-4 day with two RBIs.
- His two home runs currently match his total from a year ago.
- Had two hits and one RBI in Louisiana Tech series, including key RBI in fifth that helped in the nine-run comeback.
- Tied a career-high three hits against ULM on in game two of the mid week series, part of a 3-for-4 day with three RBIs, which also tied a career-high.

#17 LUKE BONFIELD • JR • OF • 6-3 • 215

CAREER HIGHS

Category	High	Opponent (Last)	Date
Hits	3	5x (ULM)	3/8/17
Runs	4	2x (vs. Nebraska)	3/4/17
Doubles	2	2x (at Mo. St.)	5/3/16
Triples	--	--	--
Home Runs	1	9x (Louisiana Tech)	3/1/17
RBI's	5	Miss. Valley St.	2/23/16
Walks	4	at LSU	5/7/16
Stolen Bases	--	--	--

CAREER VS. 2017 OPPONENTS

Team	AVG.	G-GS	AB	R	H	RBI	SB
Oklahoma State	.600	2-2	5	3	3	4	0
ULM	.667	1-1	3	0	2	1	0
Mississippi St.	.083	5-4	12	1	1	0	0
Missouri	.200	3-2	5	0	1	0	0
Grambling St.	.375	2-2	8	3	3	1	0
Alabama	.077	4-4	13	0	1	0	0
LSU	.176	5-4	17	2	3	3	0
Missouri St.	.364	4-3	11	1	4	2	0
Memphis	.200	1-1	5	1	1	1	0
Auburn	.300	3-3	10	3	3	3	0
Ole Miss	.333	5-4	18	4	6	2	0
Tennessee	.000	1-1	3	0	0	0	0
Vanderbilt	.000	1-0	2	0	0	0	0
Texas A&M	.333	5-5	21	4	7	7	0

2017 HIGHLIGHTS

- Notched first multi-hit game of season in first game of the year when going 2-for-4 with an RBI against Miami (Ohio).
- Hit first home run of the season against Louisiana Tech (3/1) as part of the nine-run comeback. Ended up 2-for-4 in the game.
- Matched his career-high in both runs scored and hits after going 3-for-4 with four runs scored and one RBI against Nebraska.
- Tied a career-high in hits for the second time this season after going a perfect 3-for-3 against ULM in game two of the midweek series.

#8 ERIC COLE • SO • OF • 5-11 • 195

CAREER HIGHS

Category	High	Opponent (Last)	Date
Hits	3	at Miss. St.	5/21/16
Runs	3	Miami (Ohio)	2/19/17
Doubles	1	3x (at Louisiana Tech)	3/1/17
Triples	1	at Missouri St.	5/3/16
Home Runs	1	Miami (Ohio)	2/19/17
RBI	2	2x (Miami (Ohio))	2/17/17
Walks	2	Central Michigan	2/21/16
Stolen Bases	1	3x (Bryant)	2/24/17

CAREER VS. 2017 OPPONENTS

Team	AVG.	G-GS	AB	R	H	RBI	SB
La. Tech	.200	1-1	5	1	1	0	0
Oklahoma St.	.250	1-1	4	0	1	1	0
Miss. St.	.444	2-2	9	1	4	0	1
Missouri	.000	1-1	5	0	0	0	0
Grambling St.	.250	2-1	4	0	1	1	0
Alabama	.000	1-1	3	0	0	0	0
LSU	.400	1-1	5	0	2	0	0
Missouri St.	.667	1-1	3	1	2	2	0
Memphis	.250	1-1	4	0	1	0	0
Auburn	1.000	1-0	1	0	1	0	0
Ole Miss	.000	2-1	4	1	0	0	0

2017 HIGHLIGHTS

- Hit first career home run, the unconventional way, with an inside-the-park home run in the third inning against Miami (Ohio) (Feb. 19).
- It's the first inside-the-park home run by a Razorback since Andrew Benintendi against Mississippi Valley State in 2015.

#28 DOMINIC FLETCHER • FR • OF • 5-11 • 195

CAREER HIGHS

Category	High	Opponent (Last)	Date
Hits	2	4x (ULM)	3/8/17
Runs	2	4x (ULM)	3/8/17
Doubles	1	2x (at Louisiana Tech)	2/28/17
Triples	--	--	--
Home Runs	1	3x (ULM)	3/8/17
RBI	3	ULM	3/8/17
Walks	1	3x (vs. Nebraska)	3/4/17
Stolen Bases	--	--	--

2017 HIGHLIGHTS

- Hit first collegiate home run against Miami (Ohio) (Feb. 17) in the seventh inning, a solo-shot, part of a 2-for-4 day with two runs scored.
- He's the first Razorback true freshman to hit a home run on Opening Day since Andy Wilkins did it against Wright State in 2008.
- Provided the insurance solo home run against Louisiana Tech (3/1), his second of the season.
- Set a season-high with a three RBI day against ULM in game two of the midweek series, part of a 2-for-5 day at the plate with two runs scored and a home run.

#44 ALEX GOSSER • SR • C • 6-0 • 215

CAREER HIGHS

Category	High	Opponent (Last)	Date
Hits	2	5x (ULM)	3/7/17
Runs	3	ULM	3/7/17
Doubles	1	3x (at Auburn)	4/3/15
Triples	--	--	--
Home Runs	--	--	--
RBI's	1	7x (Texas A&M)	4/30/16
Walks	2	2x (Bucknell)	6/1/14
Stolen Bases	--	--	--

CAREER VS. 2017 OPPONENTS

Team	AVG.	G-GS	AB	R	H	RBI	SB
Oklahoma St.	.000	1-0	0	0	0	0	0
Miss. St.	.000	1-0	0	0	0	0	0
Missouri	.667	1-0	3	1	2	1	0
Grambling St.	.000	1-0	1	0	0	0	0
Alabama	.286	4-3	7	0	2	0	0
LSU	.000	4-3	8	0	0	0	0
Missouri St.	.000	2-1	3	0	0	0	0
Georgia	.667	1-1	3	0	2	0	0
Memphis	.000	2-1	5	0	0	0	0
Auburn	.333	3-2	6	1	2	0	0
Ole Miss	.200	3-2	5	0	1	0	0
Tennessee	.000	1-1	3	0	0	0	0
Texas A&M	.250	5-3	12	1	3	2	0

2017 HIGHLIGHTS

- In his second appearance of the year, made the start at catcher against ULM (3/7/17), going 2-for-4 at the plate, tying a career-high.
- Scored from first on a Jax Biggers double to right-centerfield, one of a career-high three runs scored in the game.

#33 GRANT KOCH • SO • C • 6-0 • 195

CAREER HIGHS

Category	High	Opponent (Last)	Date
Hits	4	Bryant	2/26/17
Runs	3	2x (vs. Nebraska)	3/4/17
Doubles	2	2x (at Louisiana Tech)	3/1/17
Triples	1	2x (Bryant)	2/24/17
Home Runs	1	7x (ULM)	3/7/17
RBI's	4	3x (vs. Nebraska)	3/4/17
Walks	2	vs. Nebraska	3/4/17
Stolen Bases	--	--	--

CAREER VS. 2017 OPPONENTS

Team	AVG.	G-GS	AB	R	H	RBI	SB
Oklahoma St.	.500	1-1	2	0	1	0	0
ULM	.000	1-1	1	0	0	0	0
Mississippi St.	.250	3-3	0	2	0	0	0
Grambling	.000	1-1	1	0	0	0	0
Alabama	.375	2-2	8	1	3	1	0
LSU	.000	1-0	1	0	0	0	0
Missouri St.	.286	2-2	7	1	2	2	0
Memphis	.750	1-1	4	2	3	1	0
Auburn	.000	1-0	1	0	0	0	0
Ole Miss	.250	2-2	8	0	2	2	0
Texas A&M	.000	1-0	0	0	0	0	0

2017 HIGHLIGHTS

- Hit a three-run home run in game three against Miami (Ohio) (Feb. 19), one three home runs in the game.
- Went 3-for-3 against RedHawks in final game of series, tying a career high.
- Set a new career-high in hits (4) against Bryant (2/26), part of a 4-for-6 day with two runs scored.
- Went 7-for-15 (.467) over three games against Bryant, hitting a home run on the season and recording one double and one triple.
- Produced the best eight-game start, offensively, to a season by a Razorback catcher since Brady Toops in 2004. Koch was hitting a team-leading .389 with 12 RBIs and three home runs. Toops went 8-for-21 (.381) in 2004 with seven RBIs, three doubles, and four walks, while only starting five of the first eight games that year at catcher.
- Has started 12 games behind the plate this year and is currently in a second in the SEC and most among all catchers with 19 RBIs.
- Went 3-for-5 with three RBIs and a home run against Louisiana Tech (3/1).
- Currently leading the team with five multi-hit games and three games with three hits or more.
- Currently fourth in the SEC in slugging percentage (.759).
- Hit his fourth home run, a grand slam, on Saturday against Nebraska, part of a 2-for-3 day with three runs scored and two walks.
- Is tied for first in the league in home runs with Chandler Taylor of Alabama and Greg Diechmann of LSU.

#20 CARSON SHADDY • R-JR • 2B • 5-11 • 185

CAREER HIGHS

Category	High	Opponent (Last)	Date
Hits	3	9x (ULM)	3/7/17
Runs	2	16x (ULM)	3/7/17
Doubles	3	vs. Nebraska	3/4/17
Triples	1	3x (Alabama)	5/13/16
Home Runs	2	Miss. Valley St.	2/24/16
RBI's	6	Grambling St.	3/15/16
Walks	2	5x (Texas A&M)	4/30/16
Stolen Bases	2	at Ole Miss	4/8/16

CAREER VS. 2017 OPPONENTS

Team	AVG.	G-GS	AB	R	H	RBI	SB
La. Tech	.500	1-1	2	1	1	1	0
Oklahoma St.	.556	3-2	9	3	5	2	0
ULM	.250	1-1	4	2	1	0	0
Mississippi St.	.214	5-3	14	1	3	1	0
Missouri	.077	3-3	13	0	1	1	0
Grambling St.	.667	2-2	6	3	4	6	0
Alabama	.188	4-3	16	1	3	1	0
LSU	.273	6-5	22	2	6	3	1
Missouri St.	.200	4-3	15	3	3	2	0
Georgia	.250	2-1	4	0	1	2	0
Memphis	.250	1-1	4	1	1	0	0
Auburn	.385	5-3	13	4	5	0	0
Ole Miss	.375	5-4	16	4	6	0	2
Tennessee	.000	2-0	2	0	0	0	0
Vanderbilt	.500	2-0	2	0	1	0	0
Texas A&M	.462	4-3	13	3	6	4	0

2017 HIGHLIGHTS

- Has started all 11 games this season either at second base or third base.
- Is one of four Razorbacks with more than one home run so far this year.
- Hit his second home run of the season in the ninth inning against Louisiana Tech (2/28) to keep his hitting streak alive.
- Singled home the tying run in the seventh inning against Louisiana Tech (3/1) to help the Razorbacks complete the nine-run comeback.
- Set a new career-high of three doubles in a perfect 3-for-3 day against Nebraska, including five RBIs.
- Now has two games in his career with five RBIs or more (6 - Grambling State, 2016) and three games of four or more RBIs.
- Named Most Outstanding Player of the Frisco College Classic

#24 CHAD SPANBERGER • JR • INF/OF • 6-3 • 235

CAREER HIGHS

Category	High	Opponent (Last)	Date
Hits	3	3x (Creighton)	4/19/16
Runs	2	5x (ULM)	3/8/17
Doubles	1	9x (Creighton)	4/19/16
Triples	1	2x (at Vanderbilt)	3/14/16
Home Runs	1	7x (Miami (Ohio))	2/19/17
RBI's	4	3x (Creighton)	4/19/16
Walks	3	2x (ULM)	4/12/16
Stolen Bases	1	at Memphis	3/25/15

CAREER VS. 2017 OPPONENTS

Team	AVG.	G-GS	AB	R	H	RBI	SB
Oklahoma St.	.000	2-2	7	0	0	0	0
ULM	.000	1-1	1	0	0	0	0
Mississippi St.	.286	5-2	7	0	2	1	0
Missouri	.250	2-1	4	1	1	0	0
Grambling	.000	1-1	4	0	0	0	0
Alabama	.071	5-4	14	0	1	2	0
LSU	.100	5-2	10	1	1	0	0
Missouri St.	.500	2-0	2	0	1	0	0
Memphis	.667	1-1	3	1	2	1	1
Auburn	.182	6-6	22	2	4	2	0
Ole Miss	.143	3-0	7	1	1	1	0
Tennessee	.000	2-1	2	0	0	0	0
Vanderbilt	.333	3-3	9	1	3	2	0
Texas A&M	.333	3-3	15	0	5	4	0

2016 HIGHLIGHTS

- Hit first home run of year in second inning of game three against Miami (Ohio), one of three home runs hit in game.
- Notched two multi-hit games against ULM during the midweek series, his second and third of the season.

#9 JAX BIGGERS • SO • INF • 5-11 • 175

CAREER HIGHS

Category	High	Opponent (Last)	Date
Hits	4	at Louisiana Tech	3/1/17
Runs	3	Bryant	2/26/17
Doubles	1	3x (ULM)	3/8/17
Triples	--	--	--
Home Runs	1	at Louisiana Tech	3/1/17
RBI	3	Bryant	2/25/17
Walks	2	3x (vs. Nebraska)	3/4/17
Stolen Bases	--	--	--

2017 HIGHLIGHTS

- Hit first career home run against Louisiana Tech (3/1), part of a perfect 4-for-4 day at the plate with two runs scored.
- Is one of two Razorbacks (G. Koch) to have a four-hit game this season, the second-highest by an SEC player this year.
- Has six hits in his last nine plate appearances with three runs scored, two RBIs and two doubles.

#13 JORDAN MCFARLAND • FR • INF/OF • 6-3 • 200

CAREER HIGHS

Category	High	Opponent (Last)	Date
Hits	2	3x (vs. Nebraska)	3/4/17
Runs	2	Bryant	2/26/17
Doubles	--	--	--
Triples	--	--	--
Home Runs	1	at Louisiana Tech	3/1/17
RBI	3	at Louisiana Tech	3/1/17
Walks	2	Bryant	2/25/17
Stolen Bases	--	--	--

2017 HIGHLIGHTS

- Hit first collegiate home run at Louisiana Tech, which ended up being the go-ahead two-run home run to help Arkansas complete a nine-run comeback against the Bulldogs.
- Has only made three starts in four games, but has two multi-hit games, including a 2-for-3 day against Bryant (2/25) and a 2-for-5 day with a season-high three RBIs against Louisiana Tech (3/1).

QUICK FACTS

GENERAL INFORMATION

Location.....Fayetteville, Arkansas
Founded.....1871
Enrollment.....26,754
Nickname.....Razorbacks
School Colors.....Cardinal (PMS 202) and White
Conference.....Southeastern (Western Division)
System President.....Dr. Donald R. Bobbitt (Arkansas, 1980)
Chancellor.....Dr. Joseph E. Steinmetz (Central Michigan, 1977)
Athletic Director.....Jeff Long (Ohio Wesleyan, 1982)
Faculty Athletic Rep.....Dr. Sharon Hunt (Arkansas, 1973)
Athletics Website.....ArkansasRazorbacks.com
Ticket Office Phone.....1-800-982-HOGS
Athletic Department Phone.....(479) 575-6533

COACHING STAFF

Head Coach.....Dave Van Horn (Arkansas, 1988)
Record at Arkansas.....550-324 (14 seasons, .629)
Overall Division I Record.....870-481 (22 seasons, .644)
Overall as a Head Coach.....1,135-564 (28 seasons, .668)
Van Horn's DI Postseason App. (Total/at UA).....17/13
Van Horn's College World Series Appearances.....6
(Neb: 2001, 2002; Ark: 2004, 2009, 2012, 2015)
Assistant Coach/Recruiting Coordinator Tony Vitello (Missouri, 2002)
Pitching Coach.....Wes Johnson (Arkansas-Monticello, 1994)
Volunteer Assistant Coach.....Josh Elander (TCU, 2016)
Student Asst. Coach.....Rick Nomura
Dir. of Baseball Operations.....Clay Goodwin (Arkansas, 2005)
Athletic Trainer.....Corey Wood (East Carolina, 2008)
Strength & Conditioning.....Mike Strouhal (University of Saint Mary, 2003)
Managers.....Zach Barr
.....Michael McCann
.....Cale Petrie
.....Hayden Sutton

HISTORY

First Year of Arkansas Baseball.....1897
Years of Varsity Baseball at Arkansas.....94
(1897, 1901-03, 05, 08-16, 19-20, 22-29, 47-16)
All-Time Program Record.....2,103-1,344-6 (.610)
All-Time Conference Record/Years.....SEC: 361-360 (.501)/25
SWC: 264-205 (.563)/24
Combined: 625-565 (.525)/49
Conference Titles/Years.....SEC Overall: 2/1999, 2004
SEC Western Division: 4/1999, 2004, 2007, 2011
SWC: 2/1989, 1990
Conference Tournament Record/Years.....SEC: 28-37 (.431)/21
SWC: 18-25 (.419)/14
Combined: 46-62 (.426)/35
Conference Tournament Titles/Years.....SEC: None
SWC: 1/1985
NCAA Postseason Appearances.....28
(1973, 79-80, 83, 85-90, 95-96, 98-99, 2002-15)
NCAA Postseason Record.....71-61 (.538)
College World Series Appearances.....8
(1979, 1985, 1987, 1989, 2004, 2009, 2012, 2015)
College World Series Record.....11-16 (.407)
NCAA Super Regional Appearances.....6
(2002, 2004, 2009, 2010, 2012, 2015)
NCAA Super Regional Record.....9-6 (.600)
NCAA Regional Appearances.....27
NCAA Regional Record.....51-39 (.567)
Overall NCAA Regional Hosts.....5 (1999, 2004, 2006, 2007, 2010)
Best NCAA Finish.....1979 National Runner-up

GAME CREDENTIALS

Members of the media should contact John Thomas to request individual game credentials for Razorback home games. Credential requests should be made no later than noon (CT) the day before the scheduled contest and should be directed by e-mail to Thomas. Credential requests for away games should be made to the communications contact of the home team. Only fully accredited personnel directly involved in the coverage of the game will be admitted. Credentials are non-transferable.

INTERVIEW POLICIES

Please direct all requests for interviews with coaches and players to John Thomas. For home SEC weekends, Coach Dave Van Horn will hold his weekly press conference on Thursday with players and assistant coaches available following Thursday's practice. On road SEC weekends, Coach Van Horn will hold his weekly press conference on Wednesday with players and assistant coaches available following Wednesday's practice. Players are not available for interviews on gamedays, except for post-game interviews. Post-game press conferences are held in the indoor Pitching Development Center located down the third base line. Coach Van Horn and two or three most requested Razorback players will address the media. In the event of a doubleheader, the only Arkansas player available between games for interviews is the starting pitcher of game one. The Arkansas clubhouse is off limits to the media at all times.

E-MAIL UPDATES

Members of the media may request to be added to the Arkansas communications baseball e-mail group. Subscribers will receive game notes, game stories and other information. To subscribe, send a request to John Thomas. Please identify yourself and your organization in your request as this service is only available to members of the media.

GAMEDAY MEDIA SERVICES

The Arkansas communications staff provides scorecards, rosters, updated statistics and results for each team in the Baum Stadium press box prior to home games. Box scores, play-by-play and any postgame notes are disseminated approximately 10 minutes after the conclusion of the game. An Associated Press-style game story is also produced by the communications office. Members of the media may request these stories be sent to their organization via e-mail by contacting a member of the communications office.

WIRELESS INTERNET

The Baum Stadium press box is equipped with wireless internet for use by the media. Media members should log on to the "UARK Media" network by using a password that will be provided at the stadium.

GAMEDAY LIVE STATS

Live in-game stats will be provided at <http://arkansas.statbroadcast.com>.

FACILITIES/PARKING

The Arkansas baseball team conducts all games at Baum Stadium at George Cole Field. Baum Stadium is located just off Razorback Road south of Martin Luther King, Jr., Boulevard. There is space for media parking on game day. Only cars with a parking credential will be allowed access to the parking lot.

PHOTOGRAPHERS

No cameras are allowed on the Baum Stadium playing surface during games. Photographers are encouraged to use the photo wells at the end of each dugout and behind home plate.

ARKANSAS ATHLETIC COMMUNICATIONS

The University of Arkansas athletic communications office is located on the main floor of Bud Walton Arena behind the Hog Heaven Store with office hours from 8 a.m. to 5 p.m., Monday through Friday. You can often reach us at Bud Walton after hours, but if not, please leave a message on our voice mail system.

Office: 479-575-2751 | Cell: 479-313-2564
Fax: 479-575-7481 | Press Row: 479-575-6622

Mailing Address
Razorbacks Communications
P.O. Box 7777
Fayetteville, AR 72702-7777

2017 Schedule and Results

	Opponent	Score	WP	LP	SV	Attend	Time
FEBRUARY							
17	Miami (Ohio)	W, 7-0	B. Knight	C. Gnetz	--	9443	3:02
18	Miami (Ohio)	W, 5-1	T. Stephan	Z. Spears	--	10,891	2:37
19	Miami (Ohio)	W, 11-1	K. Kopps	G. Hartwig	--	9,020	3:12
24	Bryant	W, 11-8	D. Taccolini	M. Knych	J. Alberius	6,921	4:08
25	Bryant	W, 13-7	T. Stephan	S. Theetge	--	7,351	3:53
26	Bryant	W, 16-6	D. Taccolini	V. Morgese	--	6,529	4:04
28	at Louisiana Tech	L, 4-3	Ahlich	J. Alberius	N. Harris	3,129	2:36
MARCH							
1	at Louisiana Tech	W, 13-10	B. Loseke	Z. Hamilton	--	2,901	3:25
3	vs. #5 Arizona	L, 3-0	J. Cloney	B. Knight	C. Ming	--	2:54
4	vs. Nebraska	W, 15-5	T. Stephan	J. Hohensee	--	10,102	3:45
5	vs. #14 Oklahoma State	L, 8-3	J. Elliott	J. Alberius	Cowan	8,120	3:31
7	ULM	W, 12-2	D. Taccolini	C. Hendrix	--	6,285	2:45
8	ULM	W, 11-2	K. Murphy	K. Backofen	--	6,347	2:41
10	Rhode Island	--	Baum Stadium	--	SECN+	--	3:02 p.m.
11	Rhode Island	--	Baum Stadium	--	SECN+	--	2:02 p.m.
12	Rhode Island	--	Baum Stadium	--	SECN+	--	1:02 p.m.
14	Alcorn State	--	Baum Stadium	--	SECN+	--	6:32 p.m.
15	Alcorn State	--	Baum Stadium	--	SECN+	--	3:02 p.m.
17	Mississippi State*	--	Baum Stadium	--	SECN (Bases Loaded)	--	6:32 p.m.
18	Mississippi State*	--	Baum Stadium	--	SECN	--	7:02 p.m.
19	Mississippi State*	--	Baum Stadium	--	SECN+	--	1:02 p.m.
22	New Orleans	--	Baum Stadium	--	SECN+	--	6:02 p.m.
24	at Missouri*	--	Columbia, Mo.	--	--	--	6:30 p.m.
25	at Missouri*	--	Columbia, Mo.	--	SECN	--	2 p.m.
26	at Missouri*	--	Columbia, Mo.	--	--	--	1 p.m.
29	Grambling State	--	Baum Stadium	--	SECN+	--	6:32 p.m.
31	at Alabama*	--	Tuscaloosa, Ala.	--	--	--	6 p.m.
APRIL							
1	at Alabama*	--	Tuscaloosa, Ala.	--	SECN	--	7 p.m.
2	at Alabama*	--	Tuscaloosa, Ala.	--	SECN	--	3 p.m.
4	Grand Canyon	--	Baum Stadium	--	SECN+	--	6:32 p.m.
5	Grand Canyon	--	Baum Stadium	--	SECN+	--	3:02 p.m.
7	LSU*	--	Baum Stadium	--	SECN+	--	6:32 p.m.
8	LSU*	--	Baum Stadium	--	SECN+	--	6:02 p.m.
9	LSU*	--	Baum Stadium	--	SECN+	--	1:02 p.m.
11	at Missouri State	--	Springfield, Mo.	--	--	--	6:35 p.m.
13	Georgia*	--	Baum Stadium	--	SECN+	--	6:32 p.m.
14	Georgia*	--	Baum Stadium	--	SECN+	--	6:02 p.m.
15	Georgia*	--	Baum Stadium	--	SECN+	--	2:02 p.m.
18	Memphis	--	Baum Stadium	--	SECN+	--	6:32 p.m.
19	vs. Memphis	--	North Little Rock, Ark.	--	--	--	6:30 p.m.
21	at Auburn*	--	Auburn, Ala.	--	--	--	6 p.m.
22	at Auburn*	--	Auburn, Ala.	--	--	--	1 p.m.
23	at Auburn*	--	Auburn, Ala.	--	SECN	--	3 p.m.
25	vs. Kansas State	--	Kansas City, Mo.	--	CST	--	6 p.m.
27	Ole Miss*	--	Baum Stadium	--	SECN	--	6:02 p.m.
28	Ole Miss*	--	Baum Stadium	--	SECN	--	6:02 p.m.
29	Ole Miss*	--	Baum Stadium	--	SECN+	--	4:02 p.m.
MAY							
4	at Tennessee*	--	Knoxville, Tenn.	--	SECN	--	6 p.m.
5	at Tennessee*	--	Knoxville, Tenn.	--	--	--	5 p.m.
6	at Tennessee*	--	Knoxville, Tenn.	--	SECN	--	12 p.m.
12	Vanderbilt*	--	Baum Stadium	--	SECN+	--	6:32 p.m.
13	Vanderbilt*	--	Baum Stadium	--	SECN+	--	6:02 p.m.
14	Vanderbilt*	--	Baum Stadium	--	SECN+	--	1:02 p.m.
18	at Texas A&M*	--	College Station, Texas	--	--	--	6:30 p.m.
19	at Texas A&M*	--	College Station, Texas	--	--	--	6:30 p.m.
20	at Texas A&M*	--	College Station, Texas	--	SECN	--	11 a++m.

JV/Radio Roster



JARED GATES
Jr. • 6-0 • 190 • L/R
INF • Wichita, Kan.



MATT BURCH
Fr. • 5-8 • 175 • L/R
INF • Gurnee, Ill.




CODY SCROGGINS
So. • 6-0 • 185 • R/R
RHP • Bentonville, Ark.




HUNTER WILSON
Jr. • 5-10 • 170 • L/R
INF • Spiro, Okla.




JACK KENLEY
Fr. • 6-0 • 180 • L/R
INF • Germantown, Tenn.



ERIC COLE
So. • 5-11 • 195 • S/R
OF • Southlake, Texas




JAX BIGGERS
So. • 5-11 • 175 • L/R
INF • Missouri City, Texas



JOSH ALBERIUS
R-Sr. • 5-11 • 180 • R/R
RHP • Little Rock, Ark.



KEATON MCKINNEY
Jr. • 6-5 • 225 • R/R
RHP • Ankeny, Iowa




ALEX RONNEBAUM
Fr. • 6-4 • 195 • L/R
INF • Overland Park, Kan.




JORDAN MCFARLAND
Fr. • 6-3 • 220 • R/R
INF/OF • Waterloo, Ill.



JAKE ARLEDGE
Sr. • 5-9 • 180 • R/R
OF • Huntington Beach, Calif.




BLAINE KNIGHT
So. • 6-3 • 165 • R/R
RHP • Bryant, Ark.




LUKE BONFIELD
Jr. • 6-3 • 215 • R/R
OF • Skillman, N.J.



ANTHONY DAHL
So. • 6-4 • 200 • R/R
RHP • Angleton, Texas



CARSON SHADDY
R-Jr. • 5-11 • 185 • R/R
3B/C/OF • Fayetteville, Ark.



KACEY MURPHY
So. • 6-0 • 190 • L/L
LHP • Rogers, Ark.



CHAD SPANBERGER
Jr. • 6-3 • 240 • L/R
INF/OF • Granite City, Ill.



DOMINIC TACCOLINI
Sr. • 6-3 • 220 • R/R
RHP • Sugar Land, Texas




EVAN LEE
Fr. • 6-2 • 190 • L/L
LHP/OF • Bryant, Ark.




DOMINIC FLETCHER
Fr. • 5-9 • 175 • L/L
OF • Cypress, Calif.




ANGUS DENTON
Fr. • 5-11 • 160 • R/R
RHP • Beebe, Ark.



BRENDEN HEISS
Fr. • 6-1 • 190 • R/R
RHP • Algonquin, Ill.




MATT CRONIN
Fr. • 6-2 • 190 • L/L
LHP • Navarre, Fla.



GRANT KOCH
So. • 6-0 • 195 • R/R
C • Fayetteville, Ark.




JAKE REINDL
So. • 6-1 • 200 • R/R
RHP • Fayetteville, Ark.



JACOB KOSTYSHOCK
Fr. • 6-4 • 175 • R/R
RHP • O'Fallon, Mo.



CANNON CHADWICK
Sr. • 6-0 • 195 • R/R
RHP • Paris, Texas



WESTON ROGERS
So. • 6-4 • 215 • L/L
LHP • Springdale, Ark.



JORDAN RODRIGUEZ
Sr. • 5-11 • 190 • L/L
LHP • Houston, Texas




DYLAN THOMPSON
Fr. • 6-3 • 195 • L/L
LHP • Little Rock, Ark.




JAXON WILLIAMS
Fr. • 5-8 • 165 • R/R
INF • Rosenberg, Texas




SAMMY BLAIR
Fr. • 5-9 • 175 • R/R
OF • Navasota, Texas



ALEX GOSSER
Sr. • 6-0 • 215 • L/R
C • North Little Rock, Ark.




KEVIN KOPPES
R-Fr. • 6-0 • 195 • R/R
RHP • Sugar Land, Texas




BARRETT LOSEKE
So. • 6-0 • 180 • R/R
RHP • Tulsa, Okla.



TREVOR STEPHAN
Jr. • 6-5 • 225 • R/R
RHP • Magnolia, Texas




HARRISON HEFFLEY
Fr. • 6-3 • 180 • L/L
LHP • Rogers, Ark.




BEN BAILEY
Fr. • 5-10 • 180 • L/R
C • North Little Rock, Ark.



LUCAS KRULL
Fr. • 6-7 • 242 • L/L
LHP • Shawnee, Kan.




JACKSON RUTLEDGE
Fr. • 6-4 • 180 • L/L
LHP • Benton, La.



NOAH MILLER
Fr. • 6-4 • 180 • R/R
RHP • Van Buren, Ark.



ISAIAH CAMPBELL
So. • 6-4 • 220 • R/R
RHP • Olathe, Kan.



DAVE VAN HORN
Head Coach
15th Season



TONY VITELLO
Assistant Coach
4th Season



WES JOHNSON
Assistant Coach
1st Season