



ARKANSAS Baseball Game Notes

8 College World Series Appearances • 6 NCAA Super Regional Appearances
28 NCAA Tournament Appearances • 2 SEC Regular Season Titles • 4 SEC Western Division Titles

'17 SCHEDULE & RESULTS

FEBRUARY

17	MIAMI (OHIO)	W, 7-0
18	MIAMI (OHIO)	W, 5-1
19	MIAMI (OHIO)	W, 11-1
24	BRYANT	W, 11-8
25	BRYANT	W, 13-7
26	BRYANT	W, 16-6
28	at Louisiana Tech	L, 4-3

MARCH

1	at Louisiana Tech	W, 13-10
3	vs. No. 5 Arizona (Frisco, Texas)	L, 3-0
4	vs. Nebraska (Frisco, Texas)	W, 15-5
5	vs. No. 14 Oklahoma St. (Frisco Texas)	L, 8-3
7	ULM	3 p.m.
8	ULM	3 p.m.
10	RHODE ISLAND	3 p.m.
11	RHODE ISLAND	2 p.m.
12	RHODE ISLAND	1 p.m.
14	ALCORN ST.	6:30 p.m.
15	ALCORN ST.	3 p.m.
17	MISSISSIPPI ST.*	6:30 p.m.
18	MISSISSIPPI ST.*	7 p.m.
19	MISSISSIPPI ST.*	1 p.m.
22	NEW ORLEANS	6 p.m.
24	at Missouri*	6:30 p.m.
25	at Missouri*	2 p.m.
26	at Missouri*	1 p.m.
29	GRAMBLING ST.	6:30 p.m.
31	at Alabama*	6 p.m.

APRIL

1	at Alabama*	7 p.m.
2	at Alabama*	3 p.m.
4	GRAND CANYON	6:30 p.m.
5	GRAND CANYON	3 p.m.
7	LSU*	6:30 p.m.
8	LSU*	6 p.m.
9	LSU*	1 p.m.
11	at Missouri St.	6:35 p.m.
13	GEORGIA*	6:30 p.m.
14	GEORGIA*	6 p.m.
15	GEORGIA*	2 p.m.
18	MEMPHIS	6:30 p.m.
19	vs. Memphis (NLR, Ark.)	6:30 p.m.
21	at Auburn*	6 p.m.
22	at Auburn*	1 p.m.
23	at Auburn*	3 p.m.
25	vs. Kansas St. (Kansas City, Mo.)	6 p.m.
27	OLE MISS*	6 p.m.
28	OLE MISS*	6 p.m.
29	OLE MISS*	4 p.m.

MAY

4	at Tennessee*	6 p.m.
5	at Tennessee*	5 p.m.
6	at Tennessee*	Noon
12	VANDERBILT*	6:30 p.m.
13	VANDERBILT*	6 p.m.
14	VANDERBILT*	1 p.m.
18	at Texas A&M*	6:30 p.m.
19	at Texas A&M*	6:30 p.m.
20	at Texas A&M*	11 a.m.
May 23-28	SEC Tournament (Hoover, Ala.)	TBA

All times Central; Home game in BOLD; * - SEC Game

MARCH 7 - 8 vs. ULM WARHAWKS | BAUM STADIUM



ULM WARHAWKS

Record 4-8
 Ranking NR
 Last Season 20-35
 Head Coach Bruce Peddie
 Career Record 432-484-3 (18th season)
 Record at ULM 60-83 (4th Season)



ARKANSAS RAZORBACKS

Record 8-3
 Ranking NR
 Last Season 26-29
 Head Coach Dave Van Horn
 Career Record 1,143-567 (29th season)
 Record at Arkansas 558-327 (15th Season)

SERIES BY THE NUMBERS (2017 STATS)

ULM	OFFENSE	ARKANSAS	ULM	PITCHING/DEFENSE	ARKANSAS
.267	Batting Avg.	.275	7.07	ERA	4.08
.387	Slugging Pct.	.455	104.1	Innings Pitched	97.0
.338	On-Base Pct.	.386	0	Complete Games	0
25	Doubles	20	1	Saves	1
0	Triples	2	2.09	Strikeout/Walk Ratio	2.63
8	Home Runs	15	.323	Opponent's Avg.	.227
39	Walks	55	21	Errors	11
8-of-10	Stolen Bases/Att	4-of-6	9	Double Plays	3

All-time Series: Arkansas leads 8-7 | Last 10 Meetings: ULM leads 6-4 | Last series: Teams split 1-1 (April 14-15, 2009 in Fayetteville, Ark.)
In Fayetteville: Arkansas leads 2-1 | In Monroe: Tied 5-5 | In neutral sites: Tied 1-1

PROBABLE PITCHERS

TUE: ULM RHP Cole Hendrix vs. ARK RHP Dominic Taccolini
WED: ULM TBA vs. ARK TBA

RAZORBACK NOTES

FEELS GOOD TO BE BACK - Arkansas kicks off an 11-game homestand Tuesday against ULM. The Hogs will play two against the Warhawks in the midweek and three this weekend against Rhode Island. The Hogs are a perfect 6-0 at home this year with series sweeps over Miami (Ohio) and Bryant. The Razorbacks are one of six teams in the SEC still undefeated at home this year, but are one of three to have played six or more games at home and still be undefeated.

HOGS SCORE MAJOR COMEBACK - Arkansas had what is believed to be the biggest comeback in the Dave Van Horn era Wednesday at Louisiana Tech. Down 10-1 after two innings, the Hogs chipped away at the lead, hitting five home runs and scoring 13 unanswered runs to give the Bulldogs their first loss of the season. The five long balls was the most in a single game since 2010, when the Hogs launched nine against Grambling State in the NCAA Fayetteville Regional. Freshman

Jordan McFarland hit the go-ahead two-run home run in the seventh inning, while sophomore Barrett Loseke shutdown the La. Tech offense on the mound, throwing four scoreless innings and striking out a career-high seven batters.

SHADY TAKES HOME TOURNAMENT MVP - Redshirt junior Carson Shaddy had a week to remember. Over the five games last week, the Fayetteville native hit .438 with four of his seven hits going for doubles. He also had one home run coming against Louisiana Tech to give him two for the year. Being a tough out against some of the best pitching at the Frisco Classic, Shaddy hit a staggering .556 with six RBIs, including a career-high three doubles against Nebraska. His weekend performance outshined the rest to earn him Frisco Classic Most Outstanding Player honors.

This is
BASEBALL

MLB (7)

Name	Years at Arkansas	Club
Andrew Benintendi	2014-15	Boston
Brett Eibner	2008-10	Los Angeles Dodgers
Logan Forsythe	2006-08	Los Angeles Dodgers
Dallas Keuchel	2007-09	Houston
James McCann	2009-11	Detroit
Blake Parker	2004-06	Los Angeles Angels
Drew Smyly	2009-10	Seattle

AAA (5)

Name	Years at Arkansas	Club
D.J. Baxendale	2010-12	Rochester (MIN)
Mike Bolsinger	2008-10	Buffalo (TOR)
Matt Reynolds	2010-12	Las Vegas (NYM)
Ryne Stanek	2011-13	Durham (TB)
Andy Wilkins	2008-10	Colorado Springs (MIL)

AA (5)

Name	Years at Arkansas	Club
Brian Anderson	2012-14	Jacksonville (MIA)
Barrett Astin	2011-13	Pensacola (CIN)
Jalen Beeks	2013-14	Portland (BOS)
Dominic Ficociello	2011-13	Erie (DET)
Nolan Sanburn	2011-12	Birmingham (CWS)

A-Advanced (1)

Name	Years at Arkansas	Club
Jacob Morris	2011-13	Winston-Salem (CWS)

A (4)

Name	Years at Arkansas	Club
Trey Killian	2013-15	Asheville (COL)
Jackson Lowery	2014-15	Lansing (TOR)
Tyler Spoon	2013-15	Greenville (BOS)
Bobby Wernes	2014-15	Quad City (HOU)

A-Short (3)

Name	Years at Arkansas	Club
Clark Eagan	2014-16	West Virginia (PIT)
Zach Jackson	2014-16	Vancouver (TOR)
James Teague	2014-16	Aberdeen (BAL)

Rookie (3)

Name	Years at Arkansas	Club
Michael Bernal	2014-16	AZL Giants (SF)
Tucker Pennell	2015-16	AZL Padres (SD)
Doug Willey	2016	Orem (LAA)

LOSEKE AND ALBERIUS SHINE AT LOUISIANA

TECH - Lost in the major offensive outburst in Wednesday's comeback at Louisiana Tech, red-shirt senior Josh Alberius and sophomore Barrett Loseke shined on the mound over the two-game stretch. Starting his first collegiate game on Tuesday, Alberius pitched a career-high 5.1 innings and struck out a career-high seven batters. Alberius was near untouchable into the sixth inning, but was saddled with the loss after an error allowed two unearned runs home. As for Loseke, the Tulsa, Oklahoma native stifled the La. Tech bats for 4.0 innings, striking out seven batters, also a career-high. So far this season, there have been seven outings by Hog pitchers where they have tallied five or more strikeouts.

KNIGHT GOES TOE-TO-TOE AGAINST ARIZONA

NA - Even though he was saddled with the loss Friday against No. 5 Arizona at the Frisco Classic, sophomore pitcher Blaine Knight threw, arguably, the best game of his young career. The Bryant, Arkansas native matched the Wildcats number one pitcher, lefty J.C. Cloney pitch for pitch through six innings and totaled a career-high 10 strikeouts. Knight set down 11 of the first 12 batters he faced and had his 10 strikeouts by the fifth inning. The 10 strikeouts is the most by a Hog pitcher since Dominic Taccolini's 10-inning masterpiece against Kentucky last season. In his three starts this year, Knight has had at least four strikeouts or more and has only walked one batter in 15 innings. The walk total makes him one of five pitchers in the SEC with one walk or less this year.

KOCH LEADING THE WAY - After a brief slow start to the year, catcher Grant Koch has become the hottest hitter for the Razorbacks through 11 games. Last week against Louisiana Tech and the Frisco Classic field, Koch went 6-for-20 (.300) and hit his third and fourth home run of the year along with three doubles and slugged .750. Koch's bat wasn't silent during the nine-run comeback at Louisiana Tech on Wednesday, as he went 3-for-5 at the plate including a three-run home run. Against Nebraska, Koch hit a grand slam, part of a

2-for-3 day. Currently hitting a team-leading .362, the Fayetteville native is having the best 11-game start, offensively, by a Razorback catcher in 13 years. Brady Toops began the 2004 season hitting .321 with eight RBIs, three doubles, and five walks, but Koch has topped him with 16 RBIs and four home runs, which both lead the team. His 16 RBIs is also the most by a catcher in the SEC this year.

HOME RUNS GALORE - After beating Nebraska at the Frisco Classic and splitting the midweek series at Louisiana Tech, the Hogs moved to 8-3 on the year and have done so by scoring in bunches. In six of its last nine games, Arkansas scored 10 or more runs. Through 11 games this year, the Razorbacks have touched the plate 97 times, third-most in the SEC and 21st in the nation. Much of how Arkansas seems to be getting their runs is by the home run ball. 15 home runs have been hit by Arkansas this season, good for tops in the league and 15th in the nation. Grant Koch leads all Hogs with four home runs, followed by Carson Shaddy, Jake Arledge, and Dominic Fletcher, who each have two. At least one home run has been hit in eight of Arkansas' 11 games this year.

STEPHAN CONTINUES STRONG START - Junior pitcher Trevor Stephan has only been a pitcher for two seasons, but he looks like a seasoned veteran on the mound after his first three starts this season. Stephan has been the Saturday starter for all three weekends this year and he has yet to give up more than three hits or two runs each time. Stephan currently leads all Hog pitchers with a 1.15 ERA and a perfect 3.0 record. Last week against Nebraska, Stephan battled through a tough first two innings to go a season-high six innings, giving up one earned run, and striking out eight batters, also a season-high. The run support has been healthy for Stephan as well. In his three starts, the Razorbacks have scored 33 runs, 11.0 per game, which is the highest among all starters on the staff. Stephan's ERA is the ninth lowest among all SEC pitchers and he is one of four with three wins already this year.

2017 SEC STANDINGS

	Conference				Overall			Last 10	Streak	
	W	L	Win%	GB	W	L	Win%			
WESTERN	Auburn	0	0	0.000	--	9	3	.750	7-3	W3
	LSU	0	0	0.000	--	9	3	.750	7-3	L1
	Texas A&M	0	0	0.000	--	9	3	.750	7-3	L2
	Arkansas	0	0	0.000	--	8	3	.727	7-3	L1
	Ole Miss	0	0	0.000	--	7	4	.636	6-4	L4
	Mississippi State	0	0	0.000	--	7	5	.583	6-4	L1
Alabama	0	0	0.000	--	6	5	.545	5-5	W3	
EASTERN	Missouri	0	0	0.000	--	10	1	.909	10-0	W10
	Tennessee	0	0	0.000	--	9	1	.900	9-1	W8
	Florida	0	0	0.000	--	10	2	.833	8-2	W3
	Kentucky	0	0	0.000	--	7	5	.583	7-3	W5
	South Carolina	0	0	0.000	--	7	5	.583	5-5	L2
	Vanderbilt	0	0	0.000	--	7	5	.583	6-4	W1
	Georgia	0	0	0.000	--	5	6	.455	5-5	W2

Baseball America

Week 3 (March 6)

1. TCU	10-1
2. Florida State	9-2
3. Florida	10-2
4. Louisville	11-0
5. Oregon State	10-1
6. LSU	9-3
7. Cal State Fullerton	8-3
8. East Carolina	8-3
9. Clemson	8-3
10. South Carolina	7-5
11. Arizona	10-1
12. Washington	7-4
13. Virginia	12-1
14. Texas Tech	11-2
15. UL-Lafayette	6-4
16. Stanford	9-3
17. North Carolina	9-3
18. Coastal Carolina	9-5
19. Georgia Tech	9-2
20. NC State	6-5
21. Ole Miss	7-4
22. St. John's	10-1
23. Oklahoma State	6-5
24. Baylor	11-1
25. Texas A&M	9-3

D1Baseball.com

Week 3 (March 6)

1. TCU	10-1
2. Florida	10-2
3. Florida State	9-2
4. Oregon State	10-1
5. Louisville	12-0
6. Texas Tech	11-2
7. LSU	9-3
8. South Carolina	7-5
9. Arizona	10-2
10. Virginia	11-1
11. Cal State Fullerton	5-4
12. Stanford	9-3
13. North Carolina	9-3
14. Clemson	8-3
15. UL-Lafayette	6-4
16. Ole Miss	7-4
17. Texas A&M	9-3
18. East Carolina	8-3
19. St. John's	10-1
20. NC State	6-5
21. Coastal Carolina	9-5
22. Baylor	11-1
23. Houston	7-3
24. Michigan	9-3
25. Vanderbilt	7-5

Perfect Game

Week 2 (Feb. 27)

1. TCU	6-1
2. LSU	7-1
3. Florida	6-1
4. Florida State	5-2
5. South Carolina	5-3
6. Louisville	7-0
7. Oregon State	7-1
8. Ole Miss	7-0
9. North Carolina	7-0
10. Vanderbilt	4-3
11. UL-Lafayette	3-3
12. NC State	4-2
13. East Carolina	4-3
14. Oklahoma State	4-3
15. Cal State Fullerton	4-3
16. Texas	5-3
17. Stanford	5-2
18. Clemson	5-2
19. Washington	4-3
20. Houston	5-2
21. Arizona	8-0
22. Texas A&M	6-1
23. Virginia	7-0
24. Texas Tech	8-1
25. Dallas Baptist	5-2

USA Today/ESPN

Week 3 (March 6)

1. TCU (30)	10-1
2. Florida (1)	10-2
3. Florida State	9-2
4. Oregon State	10-1
5. Louisville	11-0
6. Arizona	10-1
7. LSU	9-3
8. Virginia	11-1
9. Texas Tech	11-2
10. North Carolina	9-3
11. Clemson	8-3
12. Texas A&M	9-3
13. South Carolina	7-5
14. Stanford	9-3
15. Baylor	11-1
16. St. John's	10-1
17. Cal State Fullerton	5-4
East Carolina	8-3
20. Ole Miss	7-4
21. UL-Lafayette	6-4
22. Coastal Carolina	9-5
23. Georgia Tech	9-2
24. Louisiana Tech	11-1
Vanderbilt	7-5

Collegiate Baseball

Week 3 (March 6)

1. TCU	10-1
2. Florida	10-2
3. Oregon State	10-1
4. Arizona	10-1
5. Louisville	11-0
6. LSU	9-3
7. Virginia	11-1
8. Florida State	9-2
9. St. John's	10-1
10. Baylor	11-1
11. Texas A&M	9-3
12. Texas Tech	11-2
13. Oklahoma	13-1
14. North Carolina	9-3
15. Clemson	8-3
16. Dallas Baptist	8-3
17. Stanford	9-3
18. South Carolina	7-5
19. Michigan	9-3
20. East Carolina	8-3
21. Vanderbilt	7-5
22. Cal State Fullerton	5-4
23. Coastal Carolina	9-5
24. Florida Gulf Coast	10-2
25. Tennessee	9-1

NCBWA

Week 3 (March 6)

1. TCU	10-1
2. Florida	10-2
3. Florida State	9-2
4. Louisville	11-0
5. Oregon State	10-1
6. Arizona	10-1
7. LSU	9-3
8. South Carolina	7-5
9. Texas Tech	11-2
10. Clemson	8-3
11. Virginia	11-1
12. Texas A&M	9-3
13. Stanford	9-3
14. Cal State Fullerton	5-4
15. North Carolina	9-3
16. Georgia Tech	9-2
17. UL-Lafayette	6-4
18. Ole Miss	7-4
19. East Carolina	8-3
20. St. John's	10-1
21. Coastal Carolina	9-5
22. NC State	6-5
23. Baylor	11-1
24. Houston	7-3
25. Louisiana Tech	11-1
26. Vanderbilt	7-5
27. Dallas Baptist	8-3
28. Washington	7-4
29. Oklahoma	13-1
30. Arkansas	8-3

Arkansas Week-By-Week in the Polls

	BA	D1	PG	USA TODAY	CB	NCBWA
Preseason	NR	NR	NR	NR	NR	NR
Week 1	NR	NR	NR	NR	NR	NR
Week 2	NR	24	NR	NR	NR	20
Week 3	NR	NR	NR	NR	NR	30
Week 4	--	--	--	--	--	--
Week 5	--	--	--	--	--	--
Week 6	--	--	--	--	--	--
Week 7	--	--	--	--	--	--
Week 8	--	--	--	--	--	--
Week 9	--	--	--	--	--	--
Week 10	--	--	--	--	--	--
Week 11	--	--	--	--	--	--
Week 12	--	--	--	--	--	--
Week 13	--	--	--	--	--	--
Week 14	--	--	--	--	--	--
Week 15	--	--	--	--	--	--
Final	--	--	--	--	--	--

BA - Baseball America

ESPN - USA Today/ESPN

CB - Collegiate Baseball

NCBWA - National Collegiate Baseball Writers Association

PG - Perfect Game

D1 - D1Baseball.com

Head Coach Dave Van Horn



PERSONAL

Born: Sept. 17, 1960
 Hometown: Kansas City, Mo.
 Alma Mater: Arkansas (1988)
 Masters of Science: East Texas State Univ. (1992)
 Wife: Karen
 Children: Hollan, Mariel
 Named Head Coach at Arkansas: June 21, 2002

PLAYING HISTORY

1982-1984 Atlanta Braves Organization
 1982 MLB Draft: 10th Rd (Braves)
 1982 Arkansas
 1980-1981 McLennan (Texas) CC

COACHING HONORS

2004 SEC Coach of the Year
 2001 Baseball America National Coach of the Year
 2001 BIG 12 Coach of the Year
 2001 ABCA Midwest Region Coach of the Year
 2000 ABCA Midwest Region Coach of the Year
 1997 Southland Coach of the Year
 1995 Southland Coach of the Year
 1994 NCAA Division II Coach of the Year
 1994 ABCA Central Region Coach of the Year

HALL OF FAME

2013 Inducted into Winnetonka HS HOF
 2012 Inducted into Ban Johnson League HOF
 2001 Inducted into Central Missouri State HOF

After finishing his 14th season at the helm of the Arkansas baseball program in 2015-16, head coach Dave Van Horn continues to elevate the Razorbacks to one of the nation's premier teams year in and year out. Over his 14 seasons as head Hog, Van Horn has led Arkansas to four College World Series appearances, 13 NCAA Tournament berths, one Southeastern Conference overall title, three SEC Western Division championships and a total of 550 wins.

The highly decorated coach has both individual and team honors throughout his 27-year coaching resume, beginning at Texarkana (Texas) Community College all the way through the present. Individually, he has been named national coach of the year twice, regional coach of the year twice and conference coach of the year four times. His teams have made six College World Series appearances, won five outright conference championships, a Division II National Championship and made 17 appearances in the NCAA Tournament. Van Horn is one of only 11 coaches in NCAA history to lead two programs to the College World Series.

Since joining the Razorbacks as head coach, Van Horn has led his teams to an SEC Championship, three SEC Western Division titles, 14 NCAA Tournament berths and four College World Series appearances. His players have earned 17 All-America honors, 24 All-SEC nods, 104 SEC Academic Honor Roll spots and 11 Capital One Academic All-District accolades. Not resting on his laurels, Van Horn has kept his competitive juices flowing as he seeks to bring a national championship to his alma mater.

With Van Horn's success over the years, fans have also flocked to Baum Stadium and last year was no different. In 2016, Arkansas finished fourth in the nation in average attendance (7,815) and fifth in total attendance (265,718). It's the fourth straight year that Arkansas has finished in the top-five nationally in attendance, while boasting one of the best stadiums in college baseball.

DVH AGAINST 2017 OPPONENTS				
	W/L	Home	Away	Neutral
Alabama	25-22	14-7	9-12	2-3
Alcorn State	1-0	1-0	--	--
Arizona	0-2	--	--	0-2
Auburn	24-18	12-9	12-9	--
Bryant	4-1	3-0	--	1-1
Georgia	17-13	9-6	8-6	0-1
Grambling State	5-0	5-0	--	--
Grand Canyon	--	--	--	--
Kansas State	12-7	7-0	4-7	1-0
Louisiana Monroe	1-0	--	--	1-0
Louisiana State (LSU)	16-34	8-13	7-14	1-7
Louisiana Tech	15-4	6-1	6-3	3-0
Memphis	5-1	--	3-0	2-1
Miami (Ohio)	4-0	3-0	--	1-0
Mississippi State	21-23	10-11	10-11	1-1
Missouri	7-2	4-2	3-0	0-0
Missouri State	15-7	9-5	6-2	--
Nebraska	4-5	2-2	1-3	1-0
New Orleans	2-0	2-0	--	--
Oklahoma State	5-5	2-3	2-1	1-1
Ole Miss	20-30	8-13	8-13	4-4
Rhode Island	--	--	--	--
Tennessee	20-12	9-5	9-6	2-1
Texas A&M	9-8	5-4	3-4	1-0
Texas Tech	2-0	--	--	2-0
Vanderbilt	14-19	10-7	6-8	0-4

VAN HORN'S CAREER NUMBERS

Year	School	Record	Pct.	Conf.	Place	Tourn.	NCAA
1989	Texarkana CC	39-18	.684	NA	NA	NA	--
1990	Texarkana CC	44-14	.759	NA	NA	NA	--
1991	Texarkana CC	45-12	.789	NA	NA	NA	--
1992	Texarkana CC	48-10	.827	NA	1st	NA	--
1993	Texarkana CC	38-18	.678	NA	NA	NA	--
	<i>Totals</i>	<i>214-72</i>	<i>.748</i>	--	--	--	--
1994	Central Missouri State	51-11	.823	15-1	1st (Div.)	1st (4-1)	NCAA DII Champs
	<i>Totals</i>	<i>51-11</i>	<i>.823</i>	<i>15-1</i>	--	<i>1 (4-1)</i>	--
1995	Northwestern State	37-15	.711	19-5	1st	DNP (0-2)	--
1996	Northwestern State	34-27	.557	14-16	2nd (Div.)	2nd (3-2)	--
1997	Northwestern State	35-23	.603	19-9	1st	DNP (0-2)	--
	<i>Totals</i>	<i>106-65</i>	<i>.620</i>	<i>52-30</i>	--	<i>3 (3-6)</i>	--
1998	Nebraska	24-20	.545	10-13	7th	DNQ	DNQ
1999	Nebraska	42-18	.700	16-9	5th	1st (4-0)	NCAA (1-2)
2000	Nebraska	51-17	.750	21-9	2nd	1st (5-1)	NCAA (4-2)
2001	Nebraska	50-16	.758	20-8	1st	1st (4-0)	CWS (5-2)
2002	Nebraska	47-21	.691	16-11	2nd	2nd (3-1)	CWS (5-3)
	<i>Totals</i>	<i>214-92</i>	<i>.699</i>	<i>67-39</i>	--	<i>4 (16-2)</i>	<i>4 (15-9)</i>
2003	Arkansas	35-22	.612	14-16	6th West	T-7th (0-2)	NCAA (1-2)
2004	Arkansas	45-24	.652	19-11	T-1st Overall	4th (2-2)	CWS (6-3)
2005	Arkansas	39-22	.636	13-17	T-5th West	T-7th (0-2)	NCAA (2-2)
2006	Arkansas	39-21	.650	18-12	2nd West	T-7th (0-2)	NCAA (1-2)
2007	Arkansas	43-21	.672	18-12	1st West	2nd (3-1)	NCAA (2-2)
2008	Arkansas	34-24	.586	14-15	4th West	DNQ	NCAA (0-2)
2009	Arkansas	41-24	.631	14-15	4th West	4th (2-2)	CWS (7-2)
2010	Arkansas	43-21	.672	18-12	2nd West	T-7th (0-2)	NCAA (3-3)
2011	Arkansas	40-22	.645	15-15	1st West	T-3rd (2-2)	NCAA (2-2)
2012	Arkansas	46-22	.676	16-14	T-2nd West	T-9th (0-2)	CWS (7-3)
2013	Arkansas	39-22	.639	18-11	2nd West	T-3rd (2-1)	NCAA (2-2)
2014	Arkansas	40-25	.615	16-14	4th West	T-3rd (3-2)	NCAA (2-2)
2015	Arkansas	40-25	.615	17-12	3rd West	T-5th (2-2)	CWS (5-3)
2016	Arkansas	26-29	.473	7-23	7th West	DNQ	DNQ
2017	Arkansas	8-3	.875	0-0	--	--	--
	<i>Totals</i>	<i>558-327</i>	<i>.631</i>	<i>217-199</i>	--	<i>12 (16-22)</i>	<i>13 (40-30)</i>
	<i>Career Totals</i>	<i>1143-567</i>	<i>.668</i>	<i>351-269</i>	--	<i>39-31 (.557)</i>	<i>55-39 (.585)</i>



Numerical Roster

No.	Player	Pos.	B/T	Yr.	Ht.	Wt.	Hometown/Previous School
3	Jared Gates	INF	L/R	Jr	6-0	190	Wichita, Kan. / Wichita Northwest HS / Iowa West. CC
4	Matt Burch	INF	L/R	Fr	5-8	175	Gurnee, Ill. / Warren Township HS
5	Cody Scroggins	RHP	R/R	So	6-0	185	Bentonville, Ark. / Bentonville HS
6	Hunter Wilson	INF	L/R	Jr	5-10	170	Spiro, Okla. / Spiro HS / Stephen F. Austin / Eastern Ok. St. JC
7	Jack Kenley	INF	L/R	Fr	6-0	180	Germantown, Tenn. / Houston HS
8	Eric Cole	OF	S/R	So	5-11	195	Southlake, Texas / Southlake Carroll HS
9	Jax Biggers	INF	L/R	So	5-11	175	Missouri City, Texas / Ridge Point HS / Cisco JC
10	Josh Alberius	RHP	R/R	R-Sr	5-11	180	Little Rock, Ark. / Little Rock Christian Academy
11	Keaton McKinney	RHP	R/R	Jr	6-5	225	Ankeny, Iowa / Centennial HS
12	Alex Ronnebaum	INF	L/R	Fr	6-4	195	Overland Park, Kan. / Blue Valley West HS
13	Jordan McFarland	INF/OF	R/R	Fr	6-3	220	Waterloo, Ill. / Waterloo HS
15	Jake Arledge	OF	R/R	Sr	5-9	180	Huntington Beach, Calif. / Panola JC
16	Blaine Knight	RHP	R/R	So	6-3	165	Bryant, Ark. / Bryant HS
17	Luke Bonfield	OF	R/R	Jr	6-3	215	Skillman, N.J. / IMG Academy
18	Anthony Dahl	RHP	R/R	So	6-4	200	Angleton, Texas / Brazoswood HS
20	Carson Shaddy	3B/C/OF	R/R	R-Jr	5-11	185	Fayetteville, Ark. / Fayetteville HS
21	Kacey Murphy	LHP	L/L	So	6-0	190	Rogers, Ark. / Rogers Heritage HS
24	Chad Spanberger	INF/OF	L/R	Jr	6-3	240	Granite City, Ill. / Granite City HS
25	Dominic Taccolini	RHP	R/R	Sr	6-3	220	Sugar Land, Texas / Kempner HS
27	Evan Lee	LHP/OF	R/L	Fr	6-2	190	Bryant, Ark. / Bryant HS
28	Dominic Fletcher	OF	L/L	Fr	5-9	175	Cypress, Calif. / Cypress HS
29	Angus Denton	RHP	R/R	Fr	5-11	160	Beebe, Ark. / Beebe HS
30	Brenden Heiss	RHP	R/R	Fr	6-1	190	Algonquin, Ill. / Jacobs HS
32	Matt Cronin	LHP	L/L	Fr	6-2	190	Navarre, Fla. / Navarre HS
33	Grant Koch	C	R/R	So	6-0	195	Fayetteville, Ark. / Fayetteville HS
34	Jake Reindl	RHP	R/R	So	6-1	200	Fayetteville, Ark. / Shiloh Christian
35	Jacob Kostyshock	RHP	R/R	Fr	6-4	175	O'Fallon, Mo. / Francis Howell HS
36	Cannon Chadwick	RHP	R/R	Sr	6-0	195	Paris, Texas / Paris Junior College
37	Weston Rogers	LHP	L/L	So	6-4	215	Springdale, Ark. / Har-Ber HS
38	Jordan Rodriguez	LHP	L/L	Sr	5-11	190	Houston, Texas / Alvin CC
39	Dylan Thompson	LHP	L/L	Fr	6-3	195	Little Rock, Ark. / Catholic HS
42	Jaxon Williams	INF	R/R	Fr	5-8	165	Rosenberg, Texas / B.F. Terry HS
43	Sammy Blair	OF	R/R	Fr	5-9	175	Navasota, Texas / Navasota HS
44	Alex Gosser	C	L/R	Sr	6-0	215	North Little Rock, Ark. / North Little Rock HS
45	Kevin Kopps	RHP	R/R	R-Fr	6-0	195	Sugar Land, Texas / George Ranch HS
46	Barrett Loseke	RHP	R/R	So	6-0	180	Tulsa, Okla. / Jenks HS
48	Trevor Stephan	RHP	R/R	Jr	6-5	225	Magnolia, Texas / Magnolia West HS / Hill College
49	Harrison Heffley	LHP	L/L	Fr	6-3	180	Rogers, Ark. / Rogers HS
50	Ben Bailey	C	L/R	Fr	5-10	180	North Little Rock, Ark. / North Little Rock HS
51	Lucas Krull	LHP	L/L	Fr	6-7	242	Shawnee, Kan. / Mill Valley HS
52	Jackson Rutledge	LHP	L/L	Fr	6-4	180	Benton, La. / Benton HS
53	Noah Miller	RHP	R/R	Fr	6-4	180	Van Buren, Ark. / Van Buren HS
54	Zack Plunkett	RHP/C	R/R	Jr	6-2	205	Hurst, Texas / TCU / L.D. Bell HS
55	Isaiah Campbell	RHP	R/R	So	6-4	220	Olathe, Kan. / Olathe South HS

Coaches and Support Staff

Head Coach:	2 Dave Van Horn, 15th Season (Arkansas, 1988)
Assistant Coach:	22 Tony Vitello, 4th Season (Missouri, 2002)
Assistant Coach:	40 Wes Johnson 1st Season (Arkansas-Monticello 1994)
Volunteer Assistant Coach:	14 Josh Elander, 1st Season (TCU, 2016)
Student Asst. Coaches:	1 Rick Nomura, 1st Season; 41 Cullen Gassaway, 1st Season
Director of Operations:	Clay Goodwin, 10th Season (Arkansas, 2005)
Athletic Trainer:	Corey Wood (East Carolina, 2008)
Strength & Conditioning	Mike Strouhal (University of Saint Mary, 2003)
Managers:	Michael McCann, Hayden Sutton, Zach Barr, Cale Petrie

Pronunciation Guide

Josh Alberius	al-BEER-ee-us	Carson Shaddy	shad-EE
Grant Koch	Cook	Trevor Stephan	STEF-fan
Brenden Heiss	HIGH-sss	Dominic Taccolini	Dom-i-nick Tac-O-Lee-nee
Jacob Kostyshock	COST-ee-shock	Josh Elander	EE-Lander
Barrett Loseke	LOW-ski	Tony Vitello	VIE-tell-oh
Rick Nomura	NO-mura		
Jake Reindl	RINE-dull		
Alex Ronnebaum	Ronnie-Baum		

2017 Overall Statistics



Arkansas Baseball Overall Statistics for Arkansas (as of Mar 05, 2017) (All games Sorted by Batting avg)



Record: 8-3 Home: 6-0 Away: 1-1 Neutral: 1-2 SEC: 0-0

Player	avg	gp-gs	ab	r	h	2b	3b	hr	rbi	tb	slg%	bb	hp	so	gdp	ob%	sf	sh	sb-att	po	a	e	fld%	
33 Grant Koch	.362	11-11	47	14	17	5	1	4	16	36	.766	3	0	7	0	.400	0	0	0-0	95	8	0	1.000	
20 Carson Shaddy	.361	11-11	36	11	13	4	0	2	13	23	.639	8	5	12	0	.531	0	0	2-4	22	16	4	.905	
15 Jake Arledge	.306	10-9	36	10	11	1	0	2	6	18	.500	5	1	8	1	.405	0	1	1-2	20	3	0	1.000	
28 Dominic Fletcher	.270	11-11	37	12	10	2	0	2	7	18	.486	7	2	4	0	.404	1	0	0-0	23	1	0	1.000	
9 Jax Biggers	.257	11-11	35	10	9	1	0	1	6	13	.371	11	1	4	1	.447	0	1	0-0	12	28	0	1.000	
17 Luke Bonfield	.244	11-11	45	11	11	2	0	1	8	16	.356	5	0	8	1	.314	1	0	0-0	7	0	0	1.000	
8 Eric Cole	.211	10-9	38	7	8	1	0	1	4	12	.316	3	1	4	1	.286	0	0	1-1	13	0	0	1.000	
24 Chad Spanberger	.143	9-7	28	6	4	0	0	1	2	7	.250	2	2	10	2	.250	0	0	0-0	41	2	2	.956	

42 Jaxon Williams	.429	8-3	14	5	6	2	1	0	12	10	.714	3	0	4	1	.500	1	0	0-0	9	12	2	.913	
27 Evan Lee	.333	4-3	15	4	5	1	0	0	4	6	.400	1	1	3	0	.412	0	0	0-0	1	1	0	1.000	
13 Jordan McFarland	.304	7-6	23	5	7	0	0	1	5	10	.435	3	1	7	0	.407	0	0	0-0	38	1	0	1.000	
4 Matt Burch	.286	4-1	7	0	2	1	0	0	0	3	.429	1	0	1	0	.375	0	0	0-0	0	0	0	.000	
6 Hunter Wilson	.111	9-6	18	1	2	0	0	0	4	2	.111	2	1	1	0	.238	0	0	0-0	2	6	0	1.000	
7 Jack Kenley	.000	3-0	2	1	0	0	0	0	0	0	.000	1	1	1	0	.500	0	0	0-0	0	1	0	1.000	
44 Alex Gosser	.000	1-0	1	0	0	0	0	0	0	0	.000	0	0	0	0	.000	0	0	0-0	4	0	0	1.000	
10 Josh Alberius	.000	1-0	0	0	0	0	0	0	0	0	.000	0	0	0	0	.000	0	0	0-0	0	1	0	1.000	
Totals	.275	11	382	97	105	20	2	15	87	174	.455	55	16	74	7	.386	3	2	4-7	291	88	11	.972	
Opponents	.227	11	366	53	83	17	2	7	49	125	.342	43	10	113	3	.322	4	5	2-4	276	103	25	.938	

LOB - Team (85), Opp (84). DPs turned - Team (3), Opp (8). Picked off - C. Shaddy 1.

(All games Sorted by Earned run avg)

Player	era	w-l	app	gs	cg	sho	sv	ip	h	r	er	bb	so	2b	3b	hr	b/avg	wp	hp	bk	sfa	sha		
48 Trevor Stephan	1.15	3-0	3	3	0	0/0	0	15.2	8	3	2	7	19	1	0	1	.151	1	1	0	2	1		
16 Blaine Knight	2.40	1-1	3	3	0	0/1	0	15.0	12	5	4	1	19	3	0	1	.211	0	1	0	0	0		
10 Josh Alberius	3.46	0-2	5	2	0	0/0	1	13.0	9	8	5	5	16	2	0	0	.196	0	1	0	0	0		

32 Matt Cronin	0.00	0-0	1	0	0	0/0	0	1.0	0	0	0	0	2	0	0	0	.000	0	0	0	0	0		
29 Angus Denton	0.00	0-0	2	0	0	0/0	0	0.2	0	0	0	1	0	0	0	0	.000	0	0	0	0	0		
36 Cannon Chadwick	1.93	0-0	5	0	0	0/1	0	9.1	10	4	2	1	12	2	1	1	.263	1	1	0	1	1		
45 Kevin Kopps	2.79	1-0	4	2	0	0/0	0	9.2	7	3	3	5	8	0	0	1	.206	0	1	0	0	1		
34 Jake Reindl	3.38	0-0	4	0	0	0/1	0	5.1	6	2	2	2	5	2	0	0	.273	1	0	0	0	0		
21 Kacey Murphy	3.38	0-0	3	0	0	0/0	0	2.2	3	1	1	2	2	0	0	0	.273	0	0	0	0	0		
46 Barrett Loseke	3.68	1-0	3	0	0	0/0	0	7.1	5	3	3	5	12	0	0	1	.192	0	2	0	0	0		
5 Cody Scroggins	3.86	0-0	3	0	0	0/0	0	2.1	3	1	1	1	1	0	1	0	.273	1	1	0	0	0		
27 Evan Lee	6.23	0-0	3	1	0	0/0	0	4.1	3	4	3	1	3	1	0	2	.188	1	1	0	0	1		
37 Weston Rogers	10.80	0-0	4	0	0	0/0	0	3.1	6	5	4	2	5	3	0	0	.375	1	0	0	0	0		
25 Dominic Taccolini	12.00	2-0	4	0	0	0/0	0	6.0	6	8	8	6	6	2	0	0	.273	2	1	0	1	1		
35 Jacob Kostyshock	40.50	0-0	1	0	0	0/0	0	0.2	2	3	3	3	2	0	0	0	.500	1	0	0	0	0		
55 Isaiah Campbell	40.50	0-0	1	0	0	0/0	0	0.2	3	3	3	1	1	1	0	0	.600	1	0	0	0	0		
Totals	4.08	8-3	11	11	0	1/1	1	97.0	83	53	44	43	113	17	2	7	.227	10	10	0	4	5		
Opponents	7.53	3-8	11	11	0	1/1	3	92.0	105	97	77	55	74	20	2	15	.275	10	16	1	3	2		

PB - Team (1), G. Koch 1, Opp (1). Pickoffs - Team (1), B. Knight 1, Opp (1). SBA/ATT - G. Koch (1-2), J. Alberius (0-1), C. Shaddy (1-1), K. Kopps (0-1), T. Stephan (1-1), B. Loseke (1-1).





Arkansas Baseball
Miscellaneous Stats for Arkansas (as of Mar 05, 2017)
(All games)



Starting Lineup By Position
(Team W-L record when starter)

PITCHER:		
48 Trevor Stephan	3	(3-0)
16 Blaine Knight	3	(2-1)
10 Josh Alberius	2	(0-2)
45 Kevin Kopps	2	(2-0)
27 Evan Lee	1	(1-0)
CATCHER:		
33 Grant Koch	11	(8-3)
FIRST BASE:		
13 Jordan McFarland	6	(4-2)
24 Chad Spanberger	5	(4-1)
SECOND BASE:		
20 Carson Shaddy	8	(7-1)
42 Jaxon Williams	3	(1-2)
THIRD BASE:		
6 Hunter Wilson	6	(5-1)
20 Carson Shaddy	3	(1-2)
24 Chad Spanberger	2	(2-0)
SHORTSTOP:		
9 Jax Biggers	11	(8-3)
LEFT FIELD:		
17 Luke Bonfield	6	(5-1)
15 Jake Arledge	5	(3-2)
CENTER FIELD:		
28 Dominic Fletcher	11	(8-3)
RIGHT FIELD:		
8 Eric Cole	7	(5-2)
15 Jake Arledge	4	(3-1)
DESIGNATED HITTER:		
17 Luke Bonfield	5	(3-2)
27 Evan Lee	3	(3-0)
8 Eric Cole	2	(1-1)
4 Matt Burch	1	(1-0)

Starting Lineup By Lineup Spot
(Team W-L record when starter)

LEADOFF:		
8 Eric Cole	6	(5-1)
15 Jake Arledge	5	(3-2)
2ND SPOT:		
15 Jake Arledge	3	(2-1)
8 Eric Cole	3	(1-2)
9 Jax Biggers	2	(2-0)
27 Evan Lee	2	(2-0)
24 Chad Spanberger	1	(1-0)
3RD SPOT:		
17 Luke Bonfield	11	(8-3)
CLEANUP:		
33 Grant Koch	11	(8-3)
5TH SPOT:		
28 Dominic Fletcher	11	(8-3)
6TH SPOT:		
20 Carson Shaddy	11	(8-3)
7TH SPOT:		
24 Chad Spanberger	5	(4-1)
13 Jordan McFarland	3	(2-1)
9 Jax Biggers	2	(1-1)
27 Evan Lee	1	(1-0)
8TH SPOT:		
13 Jordan McFarland	3	(2-1)
9 Jax Biggers	3	(3-0)
42 Jaxon Williams	2	(0-2)
15 Jake Arledge	1	(1-0)
4 Matt Burch	1	(1-0)
24 Chad Spanberger	1	(1-0)
9TH SPOT:		
6 Hunter Wilson	6	(5-1)
9 Jax Biggers	4	(2-2)
42 Jaxon Williams	1	(1-0)



#25 DOMINIC

TACCOLINI

RHP • 6-3 • 230 • SENIOR

SUGAR LAND, TEXAS

KEMPNER HS



CAREER HIGHS

Category	High	Opponent (Last)	Date
Innings	10.0	at Kentucky	4/22/16
Longest Start	10.0	at Kentucky	4/22/16
Shortest Start	1.0	Missouri	4/1/16
Longest Relief	0.1	Alabama	3/21/14
Hits	12	at S. Carolina	3/18/16
Runs	8	3x (Alabama)	5/13/16
Earned Runs	8	3x (Alabama)	5/13/16
Walks	6	at Texas A&M	4/18/16
Strikeouts	10	at Kentucky	4/22/16

CAREER VS. 2017 OPPONENTS

Team	ERA	W-L	G-GS	IP	H	R	ER	BB-K
Mississippi St.	3.00	1-1	2-2	12.0	15	8	4	6-8
Missouri	4.50	0-0	2-2	4.0	4	3	2	2-1
Grambling St.	0.00	0-0	1-0	2.0	2	0	0	2-2
Alabama	15.75	0-1	3-2	8.0	12	14	14	11-11
LSU	4.82	1-1	3-2	11.2	13	7	6	4-3
Missouri St.	0.00	1-0	1-0	2.0	0	0	0	0-2
Georgia	0.00	0-0	1-0	2.0	1	0	0	2-2
Memphis	16.36	0-0	1-0	1.1	2	2	2	1-3
Auburn	2.25	0-0	3-2	12.0	14	4	3	7-7
Ole Miss	7.50	1-0	4-2	13.2	13	11	11	8-13
Tennessee	0.00	0-0	1-0	2.1	0	0	0	0-1
Vanderbilt	6.43	0-1	1-1	4.2	8	7	3	3-2
Texas A&M	8.40	1-0	3-3	15.0	19	14	14	9-15

TACCOLINI'S CAREER APPEARANCES

Dominic Taccolini 2017 Game-By-Game (Senior)

(4 Appearances, 0 Starts)

Date	Opponent	IP	H	R-ER	BB	K	Result
2/18/17	Miami (Ohio)	3.0	0	0-0	1	4	W, 5-1
2/24/17	Bryant	1.0	0	0-0	2	2	W, 11-8
2/26/17	Bryant	1.1	2	1-1	1	0	W, 16-6
3/1/17	at Louisiana Tech	0.2	4	7-7	2	0	W, 13-10
TOTALS	4 G, 0 GS	6.0	6	8-8	6	6	2-0

Dominic Taccolini 2016 Game-By-Game (Junior)

(15 Appearances, 13 Starts)

Date	Opponent	IP	H	R-ER	BB	K	Result
2/19/16	Central Michigan*	7.0	1	1-1	1	3	W, 1-0
2/26/16	vs. #24 Rice*	6.0	5	2-2	1	6	W, 2-0
3/4/16	Eastern Illinois*	5.0	4	2-2	1	5	W, 3-0
3/11/16	Western Illinois*	7.0	2	1-1	2	9	ND
3/18/16	at #12 South Carolina*	6.0	12	8-8	1	2	L, 3-1
3/25/16	Auburn*	2.0	6	2-2	3	3	ND
4/1/16	Missouri*	1.0	4	3-2	1	0	ND
4/6/16	at Memphis	1.1	2	2-2	1	3	ND
4/10/16	at #14 Ole Miss	3.2	4	3-3	1	4	ND
4/14/16	#2 Florida*	3.0	1	3-3	3	2	L, 3-2
4/22/16	at #12 Kentucky*	10.0	5	0-0	0	10	W, 4-2
4/30/16	#2 Texas A&M-1*	6.0	9	5-5	2	6	W, 5-2
5/6/16	at #13 LSU*	5.0	5	5-4	3	1	L, 5-3
5/13/16	Alabama*	3.2	7	8-8	4	4	L, 5-4

5/19/16	at #4 Mississippi St.*	5.1	11	7-3	2	3	L, 5-5
TOTALS	15 G, 13 GS	72.0	78	52-46	26	61	5-5

Dominic Taccolini 2015 Game-By-Game (Sophomore)

(17 Appearances, 13 Starts)

Date	Opponent	IP	H	R-ER	BB	K	Result
2/14/15	North Dakota-1*	6.0	4	2-2	0	8	W, 1-0
2/20/15	vs. #22 UCF*	4.0	4	3-3	3	6	L, 1-1
3/2/15	Eastern Illinois-1*	6.0	2	1-1	2	4	W, 2-1
3/7/15	Loyola Marymount*	7.0	5	2-2	0	9	W, 3-1
3/14/15	at #5 Vanderbilt-2*	4.2	8	7-3	3	2	L, 3-2
3/19/15	#1 LSU*	6.0	6	1-1	1	2	W, 4-2
3/26/15	Ole Miss*	5.2	3	3-3	6	7	W, 5-2
4/4/15	at Auburn*	7.0	5	2-1	3	3	ND
4/11/15	Kentucky*	2.2	6	8-8	4	3	L, 5-3
4/18/15	at #1 Texas A&M-2*	5.1	7	6-6	4	6	ND
4/25/15	Mississippi State*	6.2	4	1-1	4	5	W, 6-3
5/1/15	at Alabama*	4.0	3	2-2	5	6	ND
5/10/15	Tennessee	2.1	0	0-0	0	1	ND
5/12/15	at Creighton	2.2	2	0-0	0	2	ND
5/15/15	at Georgia	2.0	1	0-0	2	2	ND
5/20/15	vs. Florida	3.0	2	0-0	2	1	ND
5/22/15	vs. Florida*	2.0	5	5-4	2	0	L, 6-4
TOTALS	17 G, 13 GS	77.0	67	43-37	41	67	6-4

Dominic Taccolini 2014 Game-By-Game (Freshman)

(17 Appearances, 3 Starts)

Date	Opponent	IP	H	R-ER	BB	K	Result
2/14/14	Appalachian State	1.0	1	2-2	0	0	ND
2/23/14	Eastern Illinois	1.0	0	2-0	0	0	ND
2/28/14	South Alabama	1.0	0	0-0	0	0	ND
3/9/14	at California	1.0	0	0-0	0	0	ND
3/16/14	at Florida	1.0	3	2-2	1	0	ND
3/19/14	Grambling State	2.0	2	0-0	2	2	ND
3/21/14	Alabama	0.1	2	4-4	2	1	ND
4/22/14	Northwestern St.	1.0	0	0-0	0	1	ND
4/23/14	Northwestern St.	2.0	3	0-0	0	3	W, 1-0
4/26/14	Auburn-2	3.0	3	0-0	1	1	ND
4/29/14	at Missouri St.	2.0	0	0-0	0	2	W, 2-0
5/3/14	at Ole Miss	2.0	1	0-0	0	1	ND
5/11/14	Texas A&M*	3.2	3	3-3	3	3	ND
5/17/14	at Missouri*	3.0	0	0-0	1	1	ND
5/23/14	vs. Ole Miss*	1.2	7	5-5	1	1	ND
5/24/14	vs. LSU	0.2	2	1-1	0	0	ND
5/31/14	at Virginia	4.2	2	0-0	1	4	ND
TOTALS	17 G, 3 GS	31.0	29	19-17	12	20	2-0

2017 HIGHLIGHTS

- Has already picked up two wins in three appearances out of the bullpen, tying for the team lead.
- Recorded both wins in Friday's and Sunday's contest with Bryant, pitching no more than 1.1 innings in either game.

By The Numbers

RECORD RUNDOWN

Overall	8-3
vs. Top-5 Teams	0-1
vs. Top-10 Teams	0-1
vs. Top-25 Teams	0-2
vs. Unranked Teams	8-1
At home	6-0
On the road	1-1
At neutral sites	1-2
In day games	7-2
In night games	1-1
In extra innings	0-0
Vs. teams .500 or better	2-3
Vs. teams .500 or worse	3-0
Vs. left-handed starter	2-1
Vs. right-handed starter	6-2
When starter receives decision	5-3
When reliever receives decision	3-0
When starter goes 5+ innings	3-2
When starter goes less than 5 innings	5-1
When scoring first	4-1
When opponent scores first	4-2
When leading after 6 innings	7-0
When trailing after 6 innings	1-3
When tied after 6 innings	0-0
When leading after 8 innings	8-0
When trailing after 8 innings	0-3
When tied after 8 innings	0-0
In one-run games	0-1
In two-run games	0-0
Series W-L-T	2-0-1
Series sweeps/times swept	2/0
When scoring 0-2 runs	0-1
When scoring 3-5 runs	1-3
When scoring 6-9 runs	2-0
When scoring 10+ runs	5-0
Shutouts vs. times shut out	1/1
When opponent scores 5 runs or less	4-2
When opponent scores 5 runs or more	4-1
When collecting 0-3 hits	0-1
When collecting 4-6 hits	0-2
When collecting 7-9 hits	2-0
When collecting 10-12 hits	2-0
When collecting 13+ hits	4-0
When out-hitting opponent	7-0
When out-hit by opponent	0-3
When hits are equal	1-0
When hitting a home run	7-1
When opponent hits a home run	4-0
When errorless	2-0
When committing one error	5-2
When committing 2+ errors	1-1
When opponent is errorless	1-1
Vs. SEC	0-0
Vs. SEC East	0-0
Vs. SEC West	0-0
Vs. non-conference	8-3
Game 1 of weekend series	2-0
Game 2 of weekend series	2-0
Game 3 of weekend series	2-0
In February	6-1
In March	2-2
In April	0-0
In May	0-0
In June	0-0

MULTIPLE-HIT GAMES

Name	2	3	4	5+	Total
Grant Koch	2	2	1	-	5
Luke Bonfield	2	1	-	-	3
Jordan McFarland	3	-	-	-	3
Eric Cole	3	-	-	-	3
Dominic Fletcher	3	-	-	-	3
Jax Biggers	1	-	1	-	2
Evan Lee	2	-	-	-	2
Jake Arledge	1	1	-	-	2
Carson Shaddy	1	1	-	-	2
Jaxon Williams	1	-	-	-	1

CAREER MULTIPLE-HIT GAMES

Name	2014	2015	2016	2017	Total
Jake Arledge	--	--	5	2	7
Jax Biggers	--	--	--	2	2
Luke Bonfield	--	--	14	3	17
Eric Cole	--	--	8	3	11
Dominic Fletcher	--	--	--	3	3
Grant Koch	--	--	7	5	12
Jordan McFarland	--	--	--	3	3
Carson Shaddy	--	5	21	1	27
Chad Spanberger	--	6	6	1	13

MULTIPLE-RBI GAMES

Name	2	3	4	5+	Total
Grant Koch	1	2	2	-	5
Carson Shaddy	2	-	-	1	3
Jax Biggers	1	1	-	-	2
Jake Arledge	2	-	-	-	2
Jaxon Williams	-	1	-	1	2
Jordan McFarland	-	1	-	-	1
Eric Cole	1	-	-	-	1
Dominic Fletcher	1	-	-	-	1
Luke Bonfield	-	1	-	-	1

HITTING STREAKS

Name	CURRENT	2017	CAREER
Jake Arledge	8	8	8
Jax Biggers	1	2	2
Luke Bonfield	--	3	8
Eric Cole	--	4	4
Dominic Fletcher	--	4	4
Grant Koch	2	5	5
Jordan McFarland	--	3	3
Carson Shaddy	2	8	11
Chad Spanberger	--	3	4
Jaxon Williams	--	4	4
Evan Lee	3	3	3

REACHED BASE

Name	CURRENT	2017	CAREER
Jake Arledge	9	9	13
Jax Biggers	2	6	6
Luke Bonfield	--	6	12
Eric Cole	--	4	9
Dominic Fletcher	--	8	8
Grant Koch	2	6	6
Hunter Wilson	--	5	5
Carson Shaddy	11	11	11
Chad Spanberger	--	5	8
Jordan McFarland	--	5	5
Jaxon Williams	2	4	4

HOME RUNS

Career Home Runs	SOLO	2R	3R	GS	Total
Jake Arledge	2	2	-	-	4
Jax Biggers	1	-	-	-	1
Luke Bonfield	3	4	2	-	9
Eric Cole	1	-	-	-	1
Dominic Fletcher	2	-	-	-	2
Grant Koch	2	-	5	1	8
Jordan McFarland	-	1	-	-	1
Carson Shaddy	4	6	-	-	10
Chad Spanberger	5	1	1	-	7

BREAKDOWN

Total	15
At Baum Stadium	8
On The Road	6
At Neutral Site	1
Vs. RHP	13
Vs. LHP	2
w/ 0 Outs	7
w/ 1 Out	3
w/ 2 Outs	5
Solo	8
Two-Run	4
Three-Run	2
Grand Slam	1
Back-To-Back	0
Pinch-Hit	0
Walk-Off	0
Before the 7th Inning	8
7th Inning and Beyond	6
Opponent Total	7
Last HR Given Up	March 1 at La. Tech
Longest Stretch Without HR Allowed	3
Current Streak of No HR Allowed	3

HOME RUN TRACKER

Player	Date	Opp.	On Base-Outs
D. Fletcher	2/17	Miami (Ohio)	0-0
C. Spanberger	2/19	Miami (Ohio)	0-1
E. Cole	2/19	Miami (Ohio)	0-0
G. Koch	2/19	Miami (Ohio)	2-1
G. Koch	2/24	Bryant	0-0
C. Shaddy	2/25	Bryant	1-0
J. Arledge	2/25	Bryant	0-2
J. Arledge	2/26	Bryant	1-2
C. Shaddy	2/28	La. Tech	1-0
G. Koch	3/1	La. Tech	2-0
J. Biggers	3/1	La. Tech	0-2
L. Bonfield	3/1	La. Tech	0-0
J. McFarland	3/1	La. Tech	1-2
D. Fletcher	3/1	La. Tech	0-1
G. Koch	3/4	Nebraska	13-2

By The Numbers

STARTERS GAME-BY-GAME

Opponent	W-L	IP	H	R	ER	BB	K
Miami (Ohio)	W	4.0	3	0	0	0	5
Miami (Ohio)	W	4.0	3	1	1	0	5
Miami (Ohio)	W	3.1	2	1	1	2	5
Bryant	--	5.0	4	3	3	1	4
Bryant	W	5.2	2	0	0	4	6
Bryant	--	3.1	4	2	2	2	2
@ La. Tech	L	5.1	2	3	1	2	7
@ La. Tech	--	1.0	2	3	3	0	0
vs. Arizona	L	6.0	5	2	1	0	10
vs. Nebraska	W	6.0	3	2	1	3	8
vs. Oklahoma St.	L	2.0	5	5	4	2	2
ULM	--	--	--	--	--	--	--
ULM	--	--	--	--	--	--	--
Rhode Island	--	--	--	--	--	--	--
Rhode Island	--	--	--	--	--	--	--
Rhode Island	--	--	--	--	--	--	--
Alcorn St.	--	--	--	--	--	--	--
Alcorn St.	--	--	--	--	--	--	--
Mississippi St.	--	--	--	--	--	--	--
Mississippi St.	--	--	--	--	--	--	--
Mississippi St.	--	--	--	--	--	--	--
New Orleans	--	--	--	--	--	--	--
@ Missouri	--	--	--	--	--	--	--
@ Missouri	--	--	--	--	--	--	--
@ Missouri	--	--	--	--	--	--	--
Grambling St.	--	--	--	--	--	--	--
@ Alabama	--	--	--	--	--	--	--
@ Alabama	--	--	--	--	--	--	--
@ Alabama	--	--	--	--	--	--	--
Grand Canyon	--	--	--	--	--	--	--
Grand Canyon	--	--	--	--	--	--	--
LSU	--	--	--	--	--	--	--
LSU	--	--	--	--	--	--	--
LSU	--	--	--	--	--	--	--
@ Missouri St.	--	--	--	--	--	--	--
Georgia	--	--	--	--	--	--	--
Georgia	--	--	--	--	--	--	--
Georgia	--	--	--	--	--	--	--
Memphis	--	--	--	--	--	--	--
vs. Memphis	--	--	--	--	--	--	--
@ Auburn	--	--	--	--	--	--	--
@ Auburn	--	--	--	--	--	--	--
@ Auburn	--	--	--	--	--	--	--
vs. Kansas St.	--	--	--	--	--	--	--
Ole Miss	--	--	--	--	--	--	--
Ole Miss	--	--	--	--	--	--	--
Ole Miss	--	--	--	--	--	--	--
@ Tennessee	--	--	--	--	--	--	--
@ Tennessee	--	--	--	--	--	--	--
@ Tennessee	--	--	--	--	--	--	--
Vanderbilt	--	--	--	--	--	--	--
Vanderbilt	--	--	--	--	--	--	--
Vanderbilt	--	--	--	--	--	--	--
@Texas A&M	--	--	--	--	--	--	--
@Texas A&M	--	--	--	--	--	--	--
@Texas A&M	--	--	--	--	--	--	--

BULLPEN GAME-BY-GAME

Opponent	W-L-S	IP	H	R	ER	BB	K
Miami (Ohio)	--	5.0	3	0	0	0	7
Miami (Ohio)	--	5.0	1	0	0	1	6
Miami (Ohio)	--	5.2	2	0	0	3	8
Bryant	W	4.0	6	5	3	5	7
Bryant	--	3.1	8	7	7	1	6
Bryant	W	5.2	6	4	4	3	5
@ La. Tech	--	2.2	4	1	0	0	2
@ La. Tech	W	8.0	9	7	7	3	9
vs. Arizona	--	2.0	2	1	1	1	0
vs. Nebraska	--	3.0	2	3	3	3	2
vs. Oklahoma St.	--	7.0	5	3	2	4	4
ULM	--	--	--	--	--	--	--
ULM	--	--	--	--	--	--	--
Rhode Island	--	--	--	--	--	--	--
Rhode Island	--	--	--	--	--	--	--
Rhode Island	--	--	--	--	--	--	--
Alcorn St.	--	--	--	--	--	--	--
Alcorn St.	--	--	--	--	--	--	--
Mississippi St.	--	--	--	--	--	--	--
Mississippi St.	--	--	--	--	--	--	--
Mississippi St.	--	--	--	--	--	--	--
New Orleans	--	--	--	--	--	--	--
@ Missouri	--	--	--	--	--	--	--
@ Missouri	--	--	--	--	--	--	--
@ Missouri	--	--	--	--	--	--	--
Grambling St.	--	--	--	--	--	--	--
@ Alabama	--	--	--	--	--	--	--
@ Alabama	--	--	--	--	--	--	--
@ Alabama	--	--	--	--	--	--	--
Grand Canyon	--	--	--	--	--	--	--
Grand Canyon	--	--	--	--	--	--	--
LSU	--	--	--	--	--	--	--
LSU	--	--	--	--	--	--	--
LSU	--	--	--	--	--	--	--
@ Missouri St.	--	--	--	--	--	--	--
Georgia	--	--	--	--	--	--	--
Georgia	--	--	--	--	--	--	--
Georgia	--	--	--	--	--	--	--
Memphis	--	--	--	--	--	--	--
vs. Memphis	--	--	--	--	--	--	--
@ Auburn	--	--	--	--	--	--	--
@ Auburn	--	--	--	--	--	--	--
@ Auburn	--	--	--	--	--	--	--
vs. Kansas St.	--	--	--	--	--	--	--
Ole Miss	--	--	--	--	--	--	--
Ole Miss	--	--	--	--	--	--	--
Ole Miss	--	--	--	--	--	--	--
@ Tennessee	--	--	--	--	--	--	--
@ Tennessee	--	--	--	--	--	--	--
@ Tennessee	--	--	--	--	--	--	--
Vanderbilt	--	--	--	--	--	--	--
Vanderbilt	--	--	--	--	--	--	--
Vanderbilt	--	--	--	--	--	--	--
@Texas A&M	--	--	--	--	--	--	--
@Texas A&M	--	--	--	--	--	--	--
@Texas A&M	--	--	--	--	--	--	--

RECORD PER STARTER

Pitcher (Total Starts)	Record
Blaine Knight (3)	1-1
Trevor Stephan (3)	3-0
Kevin Kopps (2)	1-0
Josh Alberius (2)	0-2
Evan Lee (1)	1-0

QUALITY STARTS

Pitcher (Total Starts)	QS	Record
Blaine Knight (3)	1	0-1
Trevor Stephan (3)	1	1-0

RUN SUPPORT

Pitcher (Total Starts)	Runs	Per Start
Blaine Knight (3)	18	6.0
Trevor Stephan (3)	33	11.0
Kevin Kopps (2)	27	13.5
Josh Alberius (2)	6	3.0
Evan Lee (1)	13	13.0

Game-By-Game Batting Order

2017 RECORD: 8-3 • HOME: 6-0 • AWAY: 1-1 • NEUTRAL: 1-2 • SEC: 0-0

Date	Opposing team	1	2	3	4	5	6	7	8	9
Feb. 17, 2017	MIAMI (OHIO)	Cole	Biggers	Bonfield	Koch	Fletcher	Shaddy	Spanberger	Arledge	Wilson
Feb. 18, 2017	MIAMI (OHIO)	Arledge	Cole	Bonfield	Koch	Fletcher	Shaddy	McFarland	Spanberger	Biggers
Feb. 19, 2017	MIAMI (OHIO)	Cole	Biggers	Bonfield	Koch	Fletcher	Shaddy	Spanberger	Burch	Wilson
Feb. 24, 2017	BRYANT	Cole	Lee	Bonfield	Koch	Fletcher	Shaddy	Spanberger	Biggers	Wilson
Feb. 25, 2017	BRYANT	Cole	Arledge	Bonfield	Koch	Fletcher	Shaddy	McFarland	Biggers	Williams
Feb. 26, 2017	BRYANT	Arledge	Lee	Bonfield	Koch	Fletcher	Shaddy	Spanberger	Biggers	Wilson
Feb. 28, 2017	at Louisiana Tech	Arledge	Cole	Bonfield	Koch	Fletcher	Shaddy	Spanberger	Williams	Biggers
March 1, 2017	at Louisiana Tech	Cole	Arledge	Bonfield	Koch	Fletcher	Shaddy	Biggers	McFarland	Wilson
March 3, 2017	vs. No. 5 Arizona	Cole	Arledge	Bonfield	Koch	Fletcher	Shaddy	Biggers	McFarland	Wilson
March 4, 2017	vs. Nebraska	Arledge	Spanberger	Bonfield	Koch	Fletcher	Shaddy	Lee	McFarland	Biggers
March 5, 2017	vs. #14 Oklahoma State	Arledge	Cole	Bonfield	Koch	Fletcher	Shaddy	McFarland	Williams	Biggers

Defensive Starting Lineups

2017 RECORD: 7-1 • HOME: 6-0 • AWAY: 1-1 • NEUTRAL: 0-0 • SEC: 0-0

Date	Opposing team	C	1B	2B	3B	SS	LF	CF	RF	DH
Feb. 17, 2017	MIAMI (OHIO)	Koch	Spanberger	Shaddy	Wilson	Biggers	Bonfield	Fletcher	Arledge	Cole
Feb. 18, 2017	MIAMI (OHIO)	Koch	McFarland	Shaddy	Spanberger	Biggers	Arledge	Fletcher	Cole	Bonfield
Feb. 19, 2017	MIAMI (OHIO)	Koch	Spanberger	Shaddy	Wilson	Biggers	Bonfield	Fletcher	Cole	Burch
Feb. 24, 2017	BRYANT	Koch	Spanberger	Shaddy	Wilson	Biggers	Bonfield	Fletcher	Cole	Lee
Feb. 25, 2017	BRYANT	Koch	McFarland	Williams	Shaddy	Biggers	Arledge	Fletcher	Cole	Bonfield
Feb. 26, 2017	BRYANT	Koch	Spanberger	Shaddy	Wilson	Biggers	Bonfield	Fletcher	Arledge	Lee
Feb. 28, 2017	at Louisiana Tech	Koch	Spanberger	Williams	Shaddy	Biggers	Bonfield	Fletcher	Arledge	Cole
March 1, 2017	at Louisiana Tech	Koch	McFarland	Shaddy	Wilson	Biggers	Arledge	Fletcher	Cole	Bonfield
March 3, 2017	vs. No. 5 Arizona	Koch	McFarland	Shaddy	Wilson	Biggers	Arledge	Fletcher	Cole	Bonfield
March 4, 2017	vs. Nebraska	Koch	McFarland	Shaddy	Spanberger	Biggers	Bonfield	Fletcher	Arledge	Lee
March 5, 2017	vs. No. 14 Oklahoma State	Koch	McFarland	Williams	Shaddy	Biggers	Arledge	Fletcher	Cole	Bonfield

THE LAST TIME AN ARKANSAS PLAYER...

4 Hits in a game Jax Biggers at Louisiana Tech, March 1, 2017
 5 Hits in a game Andy Wilkins at No. 9 Oklahoma (Norman Regional), May 31, 2009
 6 Hits in a game Jeremy Jackson vs. Northeastern (Okla.), April 16, 1997

2 Hits in an inning..... Tyler Spoon and Brian Anderson, at No. 6 South Carolina, March 22, 2013

2 Doubles in a game..... Grant Koch at Louisiana Tech, March 1, 2017
 3 Doubles in a game..... Carson Shaddy vs. Nebraska, March 4, 2017
 4 Doubles in a game Rodney Nye vs. La. Tech, March 31, 1998
 2 Triples in a game Bobby Wernes vs. North Dakota, Feb. 14, 2015

Led off a game with a HR Tim Carver vs. Oral Roberts, April 24, 2012
 2 Home runs in a game Michael Bernal vs. Auburn, March 26, 2016
 3 Home runs in a game Brett Eibner vs. Grambling State, June 4, 2010
 Grand Slam Grant Koch vs. Nebraska, March 4, 2017
 HR in consecutive AB Michael Bernal vs. Auburn, March 26, 2016
 HR in 4 straight games..... Aaron Murphree vs. OSU, So. Dakota St. & Siena, March 2-8, 2008
 HR in 5 straight games..... Aaron Murphree vs. OSU, So. Dakota St. & Siena, March 2-8, 2008
 HR in 6 straight games..... Aaron Murphree vs. OSU, So. Dakota St. & Siena, March 2-9, 2008
 Pinch-hit home run Chad Spanberger vs. Eastern Illinois, March 5, 2016
 Inside the park home run..... Eric Cole vs. Miami (Ohio), February 19, 2017
 Back-to-Back Home Runs Joe Serrano and Andrew Benintendi at Auburn, April 3, 2015

4 Runs in a game Luke Bonfield vs. Nebraska, March 4, 2017
 5 Runs in a game Andrew Benintendi vs Mississippi Valley State, April 8, 2015
 6 Runs in a game Jeremy Jackson vs. Northeastern (Okla.), April 16, 1997

4 RBI in a game..... Grant Koch vs. Nebraska, March 4, 2017
 5 RBI in a game..... Carson Shaddy vs. Nebraska, March 4, 2017
 6 RBI in a game..... Carson Shaddy vs. Grambling State, March 15, 2016
 7 RBI in a game..... Brett Eibner vs. Grambling State (Fayetteville Regional), June 4, 2010
 8 RBI in a game..... Rodney Nye vs. ORU, April 14, 1999
 9 RBI in a game..... Ryan Lundquist vs. Central Missouri St., March 4, 1997

2 Stolen bases in a game..... Carson Shaddy at #14 Ole Miss, April 8, 2016
 3 Stolen bases in a game..... Andrew Benintendi vs Stephen F. Austin, April 15, 2015
 4 Stolen bases in a game Logan Forsythe vs. Ole Miss, May 19, 2007
 Stole home..... Bobby Wernes vs. Ole Miss, March 28, 2015

2 Errors in a game..... Jaxon Williams vs. No. 14 Oklahoma State, March 5, 2017
 3 Errors in a game Bobby Wernes, at LSU, April 12, 2014
 4 Errors in a game..... Chris Shaddy vs. TCU, April 27, 1980

9-Inning no-hitter Scott Roehl vs. Kansas St., March 20, 2001
 9-Inning combined no-hitter Nick Schmidt (6.0), Brian McLelland (1.0) & Devin Collis (2.0) vs. Oklahoma State, February 12, 2006
 1-Hitter Brett Eibner (9.0) at No. 1 Georgia, April 19, 2009
 1-Hitter combined Colin Poché (5.0 IP, 1H), Cade Lynch (2.0 IP, 0 H), vs. New Orleans, February 19, 2013
 2-Hitter..... Keaton McKinney at Alabama, May 2, 2015
 2-Hitter combined.Loseke (4.0 IP, 1 H), Murphy (1.2 IP, 0 H), Alberius (1.2 IP, 0 H), Harris (0.2 IP, 0 H), Willey (0.2 IP, 1 H), Rodriguez (0.1 IP, 0 H) vs. Western Illinois, March 13, 2016
 3-Hitter..... Ryne Stanek (9.0 IP), at No. 6 South Carolina, March 23, 2013
 3-Hitter combined..... Keaton McKinney and Dominic Taccolini vs Tennessee, May 10, 2015
 Complete game Dominic Taccolini at #12 Kentucky, April 22, 2016
 Complete-game shutout..... Dominic Taccolini at #12 Kentucky, April 22, 2016
 10-inning or more start Dominic Taccolini at #12 Kentucky (10 innings), April 22, 2016
 Had 10 strikeouts Blaine Knight vs. No. 5 Arizona, March 3, 2017
 Had 11 strikeouts Mike Bolsinger at No. 11 Ole Miss, May 9, 2010
 Had 12 strikeouts..... Drew Smyly vs. No. 9 Oklahoma (Norman Regional), May 31, 2009
 Had 13 strikeouts..... Nick Schmidt vs. Georgia, March 24, 2006
 Had 14 strikeouts David Walling vs. South Carolina, May 16, 1999
 Had 15 strikeouts Nick Schmidt vs. Auburn, May 18, 2006
 Had 16 strikeouts David Walling vs. Eastern Illinois, Feb. 20, 1998
 Had 17 strikeouts..... Jess Todd vs. South Carolina (SEC Tournament), May 24, 2007

THE LAST TIME AN ARKANSAS TEAM...

Scored 10 runs vs. Gonzaga, March 9, 2016
 Scored 11 runs..... vs. Bryant, Feb. 24, 2017
 Scored 12 runs..... vs. Memphis, April 6, 2016
 Scored 13 runs..... at Louisiana Tech, March 1, 2017
 Scored 14 runs vs. Auburn, March 26, 2016
 Scored 15 runs..... vs. Nebraska, March 4, 2017
 Scored 16 runs vs. Bryant, Feb. 26, 2017
 Scored 17 runs..... vs. Villanova, February 19, 2012
 Scored 18 runs vs. Missouri State, June 5, 2015
 Scored 19 runs vs. Grambling State (Fayetteville Regional), June 4, 2010
 Scored 20 runs vs. Mississippi Valley State, Feb. 24, 2016
 Scored 21 runs..... vs. Mississippi Valley State, Feb. 23, 2016
 Scored 22 runs..... vs. Louisiana Tech, Feb. 14, 2004
 Scored 23 runs..... Never
 Scored 24 runs..... Missouri Southern, Feb. 11, 1998
 Scored 25 runs..... Missouri Southern, Feb. 4, 2001
 Scored 26 runs..... vs. Iowa (in Arlington, Texas), Feb. 14, 1997
 Scored 27 runs..... Never
 Scored 28 runs..... vs. Wisconsin-Milwaukee (2), Feb. 18, 2007
 Scored 29 runs..... Morningside, April 6, 1968
 Scored 30 runs at South Carolina, March 30, 1997
 Scored 31-32 runs 32 vs. Saint Louis, April 7, 2010
 Scored 33 + runs 33 vs. Southwest Baptist, March 21, 1984

Had 14 hits..... vs. Bryant, Feb. 26, 2017
 Had 15 hits..... vs. Nebraska, March 4, 2017
 Had 16 hits..... vs. North Dakota, Feb. 14, 2015
 Had 17 hits..... vs. Memphis, April 6, 2016
 Had 18 hits..... vs. Missouri State, June 5, 2015
 Had 19 hits..... vs. Mississippi Valley State, Feb. 23, 2016
 Had 20 hits..... at Mississippi State, April 11, 2010
 Had 21 hits Kentucky, April 28, 2001
 Had 22 hits vs. Wisconsin-Milwaukee (2), Feb. 18, 2007
 Had 23 hits Centenary, March 31, 1999
 Had 24 hits Georgia, March 17, 2001
 Had 25 hits..... at Centenary, March 23, 2005
 Had 26-29 hits..... 28 at South Carolina, March 30, 1997
 Had 30 hits..... vs. Saint Louis, April 7, 2010
 Had 31+ hits..... 32 vs. Southwest Baptist, March 21, 1984

4 Errors in a game at No. 13 LSU, May 7, 2016
 5 Errors in a game..... vs. #2 Florida, April 14, 2016
 6 Errors in a game..... vs. Eastern Illinois, March 5, 2016
 7 Errors in a game..... vs. La. Tech, March 20, 2001

Was Shutout..... vs. No. 5 Arizona, March 3, 2017
 Was Shutout Back-to-Back vs. LSU, April 23-24, 2005 (7-0, 6-0)
 Held to 1 hit..... vs. Missouri State, May 17, 2016
 Held to 2 hits..... at #3 Virginia, May 31, 2014
 Held to 3 hits..... vs Florida, May 21, 2015 (0-10)

Swept an SEC Home Series (three games) vs. Auburn, March 25-27, 2016
 Swept an SEC Road Series (three games)..... at Alabama, April 30-May 2, 2015

Was Swept in SEC Home Series vs. Alabama, May 13-15, 2016
 Was Swept in SEC Road Series at No. 13 LSU, May 6-8, 2016

Swept a Non-conference Home Series..... vs. Bryant, Feb. 24-26, 2017
 Swept a Non-conference Road Series..... at McNeese State, March 23-24, 2010
 Was Swept in a Non-conference Home Series..... Gonzaga, March 10-11, 2015
 Was Swept in a Non-conference Road Series..... at Nebraska, April 16, 2013
 Won a Non-conference Home Series..... vs. Bryant, Feb. 24-26, 2017
 Lost a Non-conference Home Series..... vs. South Alabama, February 28-March 1, 2014
 Lost a Non-conference Road Series at Nebraska, April 16, 2013

Back-to-Back Shutouts..... UK (1-0) April 22 and UK (2-0) April 22-23, 2016
 Most Consecutive Shutouts 4 vs. Wisconsin (March 15-16, 1980)
 Shut out an opponent at home vs. Miami (Ohio) (7-0), February 17, 2017
 Shut out an opponent on the road..... at #12 Kentucky (2-0), April 23, 2016
 Shut out an SEC opponent at home vs. South Carolina (7-0), April 5, 2014
 Shut out an SEC opponent on the road..... at #12 Kentucky (2-0), April 23, 2016

Game-By-Game Hitting

2017 RECORD: 8-3 • HOME: 6-0 • AWAY: 1-1 • NEUTRAL: 1-2 • SEC: 0-0

Date	Opponent	AB	R	H	RBI	2B	3B	HR	BB	IBB	SB	CS	HBP	SAC	SF	GDP	K	PO	A	LOB	Avg
Feb 17, 2017	MIAMI (OHIO)	32	7	8	7	0	0	1	5	0	1	0	3	0	0	0	8	27	9	9	.250
Feb 18, 2017	MIAMI (OHIO)	34	5	10	5	1	0	0	3	0	0	1	0	1	0	0	3	27	6	9	.273
Feb 19, 2017	MIAMI (OHIO)	38	11	13	11	3	0	3	6	0	0	0	0	0	0	0	6	27	7	9	.298
Feb 24, 2017	BRYANT	32	11	7	10	1	1	1	6	0	1	0	4	0	1	0	9	27	7	8	.279
Feb 25, 2017	BRYANT	34	13	10	10	4	0	2	9	0	2	0	2	0	0	3	6	27	8	8	.282
Feb 26, 2017	BRYANT	40	16	14	11	0	0	1	6	0	0	0	2	0	1	0	3	27	14	9	.295
Feb 28, 2017	at Louisiana Tech	31	3	5	3	2	0	1	3	0	0	0	1	1	0	1	7	24	6	6	.278
Mar 1, 2017	at Louisiana Tech	41	13	15	12	4	0	5	0	0	0	1	0	0	0	0	9	27	5	0	.291
Mar 03, 2017	vs Arizona	32	0	3	0	0	0	0	2	0	0	0	0	0	0	1	9	24	10	7	.271
Mar 04, 2017	vs Nebraska	38	15	15	15	3	1	1	7	0	0	0	4	0	0	1	6	27	5	10	.284
Mar 05, 2017	vs Oklahoma State	30	3	5	3	2	0	0	5	0	0	1	0	0	1	1	8	27	11	6	.275
Totals		382	97	105	87	20	2	15	55	0	4	3	16	2	3	7	74	291	88	85	.275

Game-By-Game Pitching

2017 RECORD: 8-3 • HOME: 6-0 • AWAY: 1-1 • NEUTRAL: 1-2 • SEC: 0-0

Date	Opponent	IP	H	R	ER	BB	SO	2B	3B	HR	WP	BK	HBP	DP	IBB	Score	W	L	SV	ERA
Feb 17, 2017	MIAMI (OHIO)	9.0	6	0	0	0	12	0	0	0	0	0	0	0	0	7-0	1	0	0	0.00
Feb 18, 2017	MIAMI (OHIO)	9.0	4	1	1	1	11	0	0	1	0	0	0	0	0	5-1	2	0	0	0.50
Feb 19, 2017	MIAMI (OHIO)	9.0	4	1	1	5	13	1	0	0	0	0	0	1	0	11-1	3	0	0	0.67
Feb 24, 2017	BRYANT	9.0	10	8	6	6	11	2	0	2	1	0	2	1	0	11-8	4	0	1	2.00
Feb 25, 2017	BRYANT	9.0	10	7	7	5	12	3	0	0	3	0	1	0	0	13-7	5	0	1	3.00
Feb 26, 2017	BRYANT	9.0	10	6	6	5	7	0	0	2	0	0	1	0	0	16-6	6	0	1	3.50
Feb 28, 2017	at Louisiana Tech	8.0	6	4	1	2	9	4	0	0	0	0	1	0	0	3-4	6	1	1	3.19
Mar 01, 2017	at Louisiana Tech	9.0	11	10	10	3	9	3	1	2	2	0	4	0	0	13-10	7	1	1	4.06
Mar 03, 2017	vs Arizona	8.0	7	3	2	1	10	2	0	0	0	0	0	0	0	0-3	7	2	1	3.87
Mar 04, 2017	vs Nebraska	9.0	5	5	4	9	13	1	0	0	2	0	1	1	0	15-5	8	2	1	3.89
Mar 05, 2017	vs Oklahoma State	9.0	10	8	6	6	6	1	1	0	2	0	0	0	0	3-8	8	3	1	4.08
Totals		97.0	83	53	44	43	113	17	2	7	10	0	10	3	0	97-53	8	3	1	4.08

TEAM GAME HIGHS

Batting

At bats:	41	at Louisiana Tech (Mar 01, 2017)
Runs scored:	16	vs Bryant (Feb 26, 2017)
Hits:	15	at Louisiana Tech (Mar 01, 2017)
	15	vs Nebraska (Mar 04, 2017 at Frisco, Texas)
RBI's:	15	vs Nebraska (Mar 04, 2017 at Frisco, Texas)
Doubles:	4	vs Bryant (Feb 25, 2017)
	4	at Louisiana Tech (Mar 01, 2017)
Triples:	1	vs Bryant (Feb 24, 2017)
	1	vs Nebraska (Mar 04, 2017 at Frisco, Texas)
Home runs:	5	at Louisiana Tech (Mar 01, 2017)
Total bases:	34	at Louisiana Tech (Mar 01, 2017)
Walks:	9	vs Bryant (Feb 25, 2017)
Strikeouts:	9	vs Bryant (Feb 24, 2017)
	9	at Louisiana Tech (Mar 01, 2017)
	9	vs Arizona (Mar 03, 2017 at Frisco, Texas)
Sac hits:	1	vs Miami (Ohio) (Feb 18, 2017)
	1	at Louisiana Tech (Feb 28, 2017)
Sac flies:	1	vs Bryant (Feb 24, 2017)
	1	vs Bryant (Feb 26, 2017)
	1	vs Oklahoma State (Mar 05, 2017 at Frisco, Texas)
Stolen bases:	2	vs Bryant (Feb 25, 2017)
Hit by pitch:	4	vs Bryant (Feb 24, 2017)
	4	vs Nebraska (Mar 04, 2017 at Frisco, Texas)
Caught stealing:	1	vs Miami (Ohio) (Feb 18, 2017)
	1	at Louisiana Tech (Mar 01, 2017)
	1	vs Oklahoma State (Mar 05, 2017 at Frisco, Texas)
Runners LOB:	10	vs Nebraska (Mar 04, 2017 at Frisco, Texas)
Hit into DP:	3	vs Bryant (Feb 25, 2017)

Fielding

Putouts:	27	(9 games)
Assists:	14	vs Bryant (Feb 26, 2017)
Errors:	2	vs Bryant (Feb 24, 2017)
	2	vs Oklahoma State (Mar 05, 2017 at Frisco, Texas)
Passed balls:	1	vs Oklahoma State (Mar 05, 2017 at Frisco, Texas)
DPs turned:	1	vs Miami (Ohio) (Feb 19, 2017)
	1	vs Bryant (Feb 24, 2017)
	1	vs Nebraska (Mar 04, 2017 at Frisco, Texas)

Pitching

Innings pitched:	9.0	(9 games)
Runs allowed:	10	at Louisiana Tech (Mar 01, 2017)
Earned runs:	10	at Louisiana Tech (Mar 01, 2017)
Walks allowed:	9	vs Nebraska (Mar 04, 2017 at Frisco, Texas)
Strikeouts:	13	vs Miami (Ohio) (Feb 19, 2017)
	13	vs Nebraska (Mar 04, 2017 at Frisco, Texas)
Hits allowed:	11	at Louisiana Tech (Mar 01, 2017)
Doubles allowed:	4	at Louisiana Tech (Feb 28, 2017)
Triples allowed:	1	at Louisiana Tech (Mar 01, 2017)
	1	vs Oklahoma State (Mar 05, 2017 at Frisco, Texas)
Homers allowed:	2	vs Bryant (Feb 24, 2017)
	2	vs Bryant (Feb 26, 2017)
	2	at Louisiana Tech (Mar 01, 2017)
Wild pitches:	3	vs Bryant (Feb 25, 2017)
Hit batters:	4	at Louisiana Tech (Mar 01, 2017)

INDIVIDUAL GAME HIGHS

Batting

At bats:	6	(4 games)
Runs scored:	4	Luke Bonfield vs Nebraska (Mar 04, 2017 at Frisco, Texas)
Hits:	4	Grant Koch vs Bryant (Feb 26, 2017)
	4	Jax Biggers at Louisiana Tech (Mar 01, 2017)
RBI's:	5	Jaxon Williams vs Bryant (Feb 26, 2017)
	5	Carson Shaddy vs Nebraska (Mar 04, 2017 at Frisco, Texas)
Doubles:	3	Carson Shaddy vs Nebraska (Mar 04, 2017 at Frisco, Texas)
Triples:	1	Grant Koch vs Bryant (Feb 24, 2017)
	1	Jaxon Williams vs Nebraska (Mar 04, 2017 at Frisco, Texas)
Home runs:	1	(15 games)
Total bases:	8	Grant Koch at Louisiana Tech (Mar 01, 2017)
Walks:	2	(6 games)
Strikeouts:	3	(5 games)
Sac hits:	1	Jake Arledge vs Miami (Ohio) (Feb 18, 2017)
	1	Jax Biggers at Louisiana Tech (Feb 28, 2017)
Sac flies:	1	Dominic Fletcher vs Bryant (Feb 24, 2017)
	1	Jaxon Williams vs Bryant (Feb 26, 2017)
	1	Luke Bonfield vs Oklahoma State (Mar 05, 2017 at Frisco, Texas)
Stolen bases:	1	(4 games)
Hit by pitch:	2	Carson Shaddy vs Bryant (Feb 25, 2017)
Caught stealing:	1	Jake Arledge vs Miami (Ohio) (Feb 18, 2017)
	1	Carson Shaddy at Louisiana Tech (Mar 01, 2017)
	1	Carson Shaddy vs Oklahoma State (Mar 05, 2017 at Frisco, Texas)
Runners LOB:	7	Dominic Fletcher vs Miami (Ohio) (Feb 19, 2017)

Fielding

Putouts:	11	Grant Koch vs Miami (Ohio) (Feb 17, 2017)
Assists:	5	Carson Shaddy vs Bryant (Feb 26, 2017)
	5	Jax Biggers vs Bryant (Feb 26, 2017)
Errors:	2	Jaxon Williams vs Oklahoma State (Mar 05, 2017 at Frisco, Texas)
Passed balls:	1	Grant Koch vs Oklahoma State (Mar 05, 2017 at Frisco, Texas)

Pitching

Innings pitched:	6.0	Blaine Knight vs Arizona (Mar 03, 2017 at Frisco, Texas)
	6.0	Trevor Stephan vs Nebraska (Mar 04, 2017 at Frisco, Texas)
Runs allowed:	7	Dominic Taccolini at Louisiana Tech (Mar 01, 2017)
Earned runs:	7	Dominic Taccolini at Louisiana Tech (Mar 01, 2017)
Walks allowed:	4	Trevor Stephan vs Bryant (Feb 25, 2017)
Strikeouts:	10	Blaine Knight vs Arizona (Mar 03, 2017 at Frisco, Texas)
Hits allowed:	5	Weston Rogers vs Bryant (Feb 25, 2017)
	5	Blaine Knight vs Arizona (Mar 03, 2017 at Frisco, Texas)
	5	Josh Alberius vs Oklahoma State (Mar 05, 2017 at Frisco, Texas)
Doubles allowed:	2	(4 games)
Triples allowed:	1	Cody Scroggins at Louisiana Tech (Mar 01, 2017)
	1	Cannon Chadwick vs Oklahoma State (Mar 05, 2017 at Frisco, Texas)
Homers allowed:	2	Evan Lee at Louisiana Tech (Mar 01, 2017)
Wild pitches:	1	(10 games)
Hit batters:	2	Barrett Loseke at Louisiana Tech (Mar 01, 2017)

#10 JOSH ALBERIUS • R-SR • RHP • 5-11 • 180

CAREER HIGHS

Category	High	Opponent (Last)	Date
Innings	5.1	at Louisiana Tech	2/28/17
Longest Start	5.1	at Louisiana Tech	2/28/17
Shortest Start	2.0	vs. #14 Oklahoma St.	3/5/17
Longest Relief	4.0	2x (Missouri)	4/1/16
Hits	5	vs. #14 Oklahoma St.	3/5/17
Runs	5	vs. #14 Oklahoma St.	3/5/17
Earned Runs	4	2x (vs. #14 Oklahoma St.)	3/5/17
Walks	2	5x (vs. #14 Oklahoma St.)	3/5/17
Strikeouts	7	at Louisiana Tech	2/28/17

CAREER VS. 2017 OPPONENTS

Team	ERA	W-L	G-GS	IP	H	R	ER	BB-K
Oklahoma St.	0.00	0-0	1-0	3.0	2	0	0	1-2
ULM	0.00	1-0	1-0	2.0	0	0	0	0-4
Miss. St.	2.81	0-0	2-0	3.2	5	2	1	1-4
Missouri	0.00	0-0	2-0	4.2	3	1	0	1-3
Grambling St.	0.00	1-0	1-0	2.0	0	0	0	0-4
Alabama	4.50	0-0	2-0	2.0	2	1	1	2-2
LSU	0.00	0-1	2-0	2.1	3	1	0	0-0
Missouri St.	67.50	0-0	2-0	0.2	5	5	5	1-1
Georgia	0.00	0-0	1-0	2.0	0	0	0	0-1
Memphis	0.00	0-0	2-0	5.0	4	0	0	0-3
Auburn	2.81	1-0	2-0	3.2	2	1	1	2-5
Ole Miss	0.00	0-0	4-0	2.2	2	0	0	3-2
Vanderbilt	6.75	0-1	1-0	1.1	2	1	1	0-2
Texas A&M	0.00	0-0	2-0	1.2	2	1	0	0-0

ALBERIUS' CAREER APPEARANCES

Josh Alberius 2017 Game-By-Game (R-Senior)

(5 Appearances, 2 Starts)								
Date	Opponent	IP	H	R-ER	BB	K	Result	
2/19/17	Miami (Ohio)	3.2	2	0-0	1	5	W, 11-1	
2/24/17	Bryant	1.0	0	0-0	0	1	W, 11-8	
2/26/17	Bryant	1.0	0	0-0	0	1	W, 16-6	
2/28/17	at Louisiana Tech*	5.1	2	3-1	2	7	L, 4-3	
3/5/17	vs. #14 Oklahoma St.*	2.0	5	5-4	2	2	L, 8-3	
TOTALS	5 G, 2 GS	13.0	9	8-5	5	16	0-2	

Josh Alberius 2016 Game-By-Game (R-Junior)

(25 Appearances, 0 Starts)								
Date	Opponent	IP	H	R-ER	BB	K	Result	
2/24/16	Miss. Valley State	2.0	2	0-0	0	3	ND	
2/27/16	vs. #9 Houston	0.2	0	0-0	1	1	ND	
3/4/16	Eastern Illinois	1.1	2	0-0	0	2	ND	
3/9/16	Gonzaga	0.2	4	2-2	0	1	ND	
3/13/16	Western Illinois	1.2	0	0-0	1	3	ND	
3/16/16	Grambling St.	2.0	0	0-0	0	4	W, 1-0	
3/18/16	at #12 South Carolina	0.1	0	0-0	0	1	ND	
3/25/16	Auburn	2.2	0	0-0	1	5	W, 2-0	
3/29/16	at #16 Oklahoma St.	3.0	2	0-0	1	2	ND	
4/1/16	Missouri	4.0	2	0-0	1	3	ND	
4/3/16	Missouri	0.2	1	1-0	0	0	ND	
4/6/16	at Memphis	1.0	1	0-0	0	0	ND	
4/9/16	at #14 Ole Miss	1.0	0	0-0	1	2	ND	
4/10/16	at #14 Ole Miss	0.0	1	0-0	0	0	ND	
4/12/16	ULM	2.0	0	0-0	0	4	ND	
4/14/16	#2 Florida	1.0	4	3-3	0	1	W, 3-0	
4/19/16	#25 Creighton	0.2	2	2-2	1	0	ND	
4/23/16	at #12 Kentucky-2	0.2	2	0-0	0	1	ND	
4/30/16	#2 Texas A&M-1	1.0	0	0-0	0	0	ND	
4/30/16	#2 Texas A&M-2	0.2	2	1-0	0	0	ND	
5/3/16	at Missouri St.	0.0	4	4-4	0	0	L, 3-1	
5/7/16	at #13 LSU	0.1	2	1-0	0	0	ND	
5/14/16	Alabama	1.1	2	1-1	2	2	ND	

5/17/16	Missouri St.	0.2	1	1-1	1	1	ND
5/20/16	at #4 Mississippi St.	3.0	4	2-1	1	4	ND
TOTALS	25 G, 0 GS	32.1	38	18-14	11	40	3-1

Josh Alberius 2015 Game-By-Game (R-Sophomore)

(22 Appearances, 0 Starts)

Date	Opponent	IP	H	R-ER	BB	K	Result
2/14/15	North Dakota-2	0.2	0	0-0	1	1	ND
2/22/15	vs. #13 Maryland	1.0	1	1-1	0	1	ND
3/2/15	Eastern Illinois-2	3.0	0	0-0	0	2	W, 1-0
3/8/15	Loyola Marymount	1.0	0	0-0	0	1	ND
3/10/15	Gonzaga	2.2	4	1-1	0	3	L, 1-1
3/11/15	Gonzaga	0.1	2	0-0	1	0	ND
3/15/15	at #5 Vanderbilt	1.1	2	1-1	0	2	L, 1-2
3/17/15	SE Missouri St.	1.0	1	0-0	1	0	ND
3/20/15	#1 LSU	2.0	1	0-0	0	0	ND
3/24/15	vs. Memphis	4.0	3	0-0	0	3	ND
3/27/15	Ole Miss	1.0	1	0-0	0	0	ND
3/28/15	Ole Miss	0.2	0	0-0	2	0	ND
4/5/15	at Auburn	1.0	2	1-1	1	0	ND
4/7/15	Mississippi Valley St.	3.0	2	1-1	0	3	ND
4/14/15	Stephen F. Austin	1.0	0	0-0	1	0	ND
4/28/15	Mississippi St.	0.2	1	0-0	0	0	ND
5/12/15	at Creighton	1.1	2	1-1	0	1	ND
5/16/15	at Georgia	2.0	0	0-0	0	1	ND
5/20/15	vs. Florida	0.2	3	3-3	1	1	ND
5/22/15	vs. Florida	1.0	2	3-3	2	0	ND
5/29/15	vs. Oral Roberts	0.1	0	0-0	0	0	ND
5/31/15	vs. St. John's	1.1	4	2-1	0	1	ND
TOTALS	22 G, 0 GS	31.0	31	14-13	10	20	1-2

Josh Alberius 2014 Game-By-Game (R-Sophomore)

(1 Appearances, 0 Starts)

Date	Opponent	IP	H	R-ER	BB	K	Result
3/21/14	Alabama	0.2	0	0-0	0	0	ND
TOTALS	1 G, 0 GS	0.2	0	0-0	0	0	0-0

2017 HIGHLIGHTS

- Made first appearance of the year against Miami (Ohio), going 3.2 innings and tying a career-high five strikeouts.
- His five strikeouts against Miami (Ohio) were the most since totaling five against Auburn on March 25 of 2016.
- Made first collegiate start at Louisiana Tech (2/28), throwing a career-high 5.1 innings and striking out a career-high seven batters.
- His seven strikeouts at Louisiana Tech is the most by a Razorback starting pitcher this year and ties Barrett Loseke for the most by any Hog pitcher this season.

#36 CANNON CHADWICK • SR • RHP • 6-0 • 195

CAREER HIGHS

Category	High	Opponent (Last)	Date
Innings	3.0	2x (La. Tech)	3/2/16
Longest Start	3.0	Gonzaga	3/11/15
Shortest Start	3.0	Gonzaga	3/11/15
Longest Relief	3.0	La. Tech	3/2/16
Hits	5	LSU	3/20/15
Runs	6	LSU	3/20/15
Earned Runs	6	LSU	3/20/15
Walks	5	Gonzaga	3/11/15
Strikeouts	4	Miami (Ohio)	2/17/17

CAREER VS. 2017 OPPONENTS

Team	ERA	W-L	G-GS	IP	H	R	ER	BB-K
La. Tech	0.00	0-0	1-0	3.0	2	0	0	0-1
ULM	0.00	0-0	1-0	1.0	0	0	0	0-2
LSU	27.00	0-0	1-0	2.0	5	6	6	2-2

CHADWICK'S CAREER APPEARANCES

Cannon Chadwick 2017 Game-By-Game (Senior) (5 Appearances, 0 Starts)

Date	Opponent	IP	H	R-ER	BB	K	Result
2/17/17	Miami (Ohio)	2.0	1	0-0	0	4	W, 7-0
2/24/17	Bryant	1.1	3	2-0	0	3	W, 11-8
2/25/17	Bryant	1.0	0	0-0	0	2	W, 13-7
2/28/17	at Louisiana Tech	2.2	3	0-0	0	2	L, 4-3
3/5/17	vs. #14 Oklahoma St.	2.1	3	2-2	1	1	L, 8-3
TOTALS	5 G, 0 GS	9.1	10	4-2	1	12	0-0

Cannon Chadwick 2016 Game-By-Game (Junior) (8 Appearances, 0 Starts)

Date	Opponent	IP	H	R-ER	BB	K	Result
2/20/16	Central Michigan	2.0	1	0-0	1	1	ND
2/24/16	Mississippi Valley St.	1.0	0	0-0	0	1	ND
2/28/16	vs. #23 Texas Tech	2.1	3	1-1	1	3	W, 1-0
3/2/16	Louisiana Tech	3.0	2	0-0	0	1	ND
3/5/16	Eastern Illinois	2.2	2	1-0	1	1	ND
3/9/16	Gonzaga	0.2	3	2-2	1	1	ND
4/12/16	ULM	1.0	0	0-0	0	2	ND
4/15/16	#2 Florida	2.2	2	0-0	0	0	ND
TOTALS	8 G, 0 GS	15.1	13	4-3	4	10	1-0

Cannon Chadwick 2015 Game-By-Game (Sophomore) (12 Appearances, 1 Start)

Date	Opponent	IP	H	R-ER	BB	K	Result
2/13/15	North Dakota	1.1	1	0-0	1	3	W, 1-0
2/20/15	vs. #22 UCF	2.0	2	1-1	1	1	ND
2/22/15	vs. #13 Maryland	0.1	0	0-0	0	1	ND
3/3/15	Eastern Illinois	1.0	0	0-0	1	0	ND
3/7/15	Loyola Marymount	0.1	0	1-1	1	0	ND
3/8/15	Loyola Marymount	0.2	0	0-0	0	1	ND
3/11/15	Gonzaga*	3.0	2	2-1	5	1	ND
3/18/15	SE Missouri St.	1.2	2	1-1	1	1	ND
3/20/15	#1 LSU	2.0	5	6-6	2	2	ND
4/8/15	Mississippi Valley St.	1.0	3	0-0	0	0	ND
4/11/15	Kentucky	1.1	1	0-0	3	0	ND
4/15/15	Stephen F. Austin	0.2	4	2-2	2	0	ND
TOTALS	12 G, 1 GS	15.1	20	13-12	17	10	1-0

2017 HIGHLIGHTS

- Came back for senior season after being shut down for injury in 2016 after just eight appearances.
- Has yet to give up an earned run in three appearances (4.1 innings), and has at least two strikeouts in each appearance.
- Made his first appearance of the year against Miami (Ohio) striking out a career-high four batters in just two innings.

#18 ANTHONY DAHL • SO • RHP • 6-4 • 200

CAREER HIGHS

Category	High	Opponent (Last)	Date
Innings	2.2	Houston	2/27/16
Longest Start	--	--	--
Shortest Start	--	--	--
Longest Relief	2.2	Houston	2/27/16
Hits	5	Houston	2/27/16
Runs	2	4x (at Mo. St.)	5/3/16
Earned Runs	2	4x (at Mo. St.)	5/3/16
Walks	3	at Mo. St.	5/3/16
Strikeouts	3	2x (Houston)	2/27/16

CAREER VS. 2017 OPPONENTS

Team	ERA	W-L	G-GS	IP	H	R	ER	BB-K
Miss. St.	0.00	0-0	2-0	2.0	1	0	0	0-1
Alabama	9.00	0-0	1-0	1.0	2	2	2	3-1
Missouri St.	9.00	0-0	2-0	2.0	4	2	2	3-2
Memphis	9.00	0-0	1-0	1.0	3	1	1	0-1

DAHL'S CAREER APPEARANCES

Anthony Dahl 2016 Game-By-Game (Freshman) (8 Appearances, 0 Starts)

Date	Opponent	IP	H	R-ER	BB	K	Result
2/21/16	Central Michigan	2.1	2	0-0	1	3	W, 1-0
2/27/16	vs. #9 Houston	2.2	5	2-2	0	3	ND
3/5/16	Eastern Illinois	0.0	2	2-2	0	0	ND
3/9/16	Gonzaga	0.0	0	2-2	0	0	L, 1-1
4/6/16	at Memphis	1.0	3	1-1	0	1	ND
5/3/16	at Missouri St.	1.0	2	2-2	3	1	ND
5/14/16	Alabama	1.0	1	1-1	0	2	ND
5/17/16	Missouri St.	1.0	2	0-0	1	1	ND
5/19/16	at #4 Mississippi St.	1.0	1	0-0	0	1	ND
5/21/16	at #4 Mississippi St.	1.0	0	0-0	0	0	ND
TOTALS	10 G, 0 GS	11.0	18	10-10	5	12	1-1

2016 HIGHLIGHTS

- Appeared in 10 games and threw 11.0 innings for an 8.18 ERA.
- Earned a decision in two games, going 1-1.
- Gave up 10 earned runs on 18 hits, while walking five and striking out 12.
- Appeared in three conference games, throwing 3.0 innings and giving up one earned run on two hits with three strikeouts.
- Made first collegiate appearance vs. Central Michigan (Feb. 21), going 2.1 innings and allowing just two hits, while striking out three in a 9-4 victory.
- Was strong down the stretch, pitching three scoreless innings against Missouri State (May 17) and No. 4 Mississippi State (May 19 & May 21).
- Set a season-high with three strikeouts twice early in the year against Central Michigan (Feb. 21) and No. 9 Houston (Feb. 27).
- Named to 2015-16 SEC First-Year Academic Honor Roll.

#46 BARRETT LOSEKE • SO • RHP • 6-0 • 170

CAREER HIGHS

Category	High	Opponent (Last)	Date
Innings	4.0	3x (at Louisiana Tech)	3/1/17
Longest Start	4.0	2x (at S. Carolina)	3/19/16
Shortest Start	1.0	at Ole Miss	4/10/16
Longest Relief	4.0	at Louisiana Tech	3/1/17
Hits	4	2x (Bryant)	2/26/17
Runs	3	3x (Bryant)	2/26/17
Earned Runs	3	3x (Bryant)	2/26/17
Walks	3	3x (Florida)	4/16/16
Strikeouts	7	at Louisiana Tech	3/1/17

CAREER VS. 2017 OPPONENTS

Team	ERA	W-L	G-GS	IP	H	R	ER	BB-K
Oklahoma St.	0.00	0-0	1-0	1.0	0	0	0	1-0
ULM	0.00	0-0	1-0	1.0	1	0	0	0-1
Mississippi St.	0.00	0-0	1-0	1.0	1	0	0	0-2
Missouri	8.71	0-1	1-1	3.1	2	3	3	1-4
LSU	0.00	0-0	2-0	1.2	1	0	0	3-2
Missouri St.	9.00	0-1	1-1	2.0	2	2	2	1-1
Auburn	4.09	0-0	1-1	2.2	4	1	1	1-2
Ole Miss	27.00	0-1	1-1	1.0	2	3	3	2-3
Texas A&M	0.00	0-0	1-0	3.2	0	0	0	0-4

LOSEKE'S CAREER APPEARANCES

Barrett Loseke 2017 Game-By-Game (Sophomore)
(3 Appearances, 0 Starts)

Date	Opponent	IP	H	R-ER	BB	K	Result
2/19/17	Miami (Ohio)	1.0	0	0-0	2	2	W, 11-1
2/26/17	Bryant	2.1	4	3-3	2	3	W, 16-6
3/1/17	at Louisiana Tech	4.0	1	0-0	1	7	W, 13-10
TOTALS	3 G, 0 GS	7.1	5	3-3	5	12	1-0

Barrett Loseke 2016 Game-By-Game (Freshman)
(17 Appearances, 6 Starts)

Date	Opponent	IP	H	R-ER	BB	K	Result
2/20/16	Central Michigan	0.1	1	0-0	0	0	ND
2/23/16	Mississippi Valley St.	2.0	1	0-0	0	3	ND
2/28/16	vs. #23 Texas Tech	1.1	2	0-0	3	3	ND
3/9/16	Gonzaga	3.0	1	0-0	1	1	ND
3/13/16	Western Illinois*	4.0	1	0-0	1	4	W, 1-0
3/19/16	at #12 South Carolina*	4.0	3	2-2	3	3	ND
3/27/16	Auburn*	2.2	4	1-1	1	2	ND
4/3/16	Missouri*	3.1	2	3-3	1	4	L, 1-1
4/10/16	at #14 Ole Miss*	1.0	2	3-3	2	3	L, 1-2
4/12/16	ULM	1.0	1	0-0	0	1	ND
4/16/16	#2 Florida	0.2	0	0-0	3	2	ND
4/26/16	#18 Oklahoma St.	1.0	0	0-0	1	0	ND
4/30/16	#2 Texas A&M-2	3.2	2	0-0	0	4	ND
5/6/16	at #13 LSU	0.0	0	0-0	2	0	ND
5/8/16	at #13 LSU	1.2	1	0-0	1	2	ND
5/17	Missouri St.*	2.0	2	2-2	1	1	L, 1-3
5/20/16	at #4 Mississippi St.	1.0	1	0-0	0	2	ND
TOTALS	17 G, 6 GS	32.2	24	11-11	20	35	1-3

2017 HIGHLIGHTS

- Was one of four pitchers used to earn sweep of Miami (Ohio) in game three of series.
- Came out of the bullpen against Louisiana Tech (3/1) and shut down the offense for 4.0 innings, striking out a career-high seven batters to earn the victory.

#21 KACEY MURPHY • SO • LHP • 6-0 • 190

CAREER HIGHS

Category	High	Opponent (Last)	Date
Innings	2.1	Missouri St.	5/17/16
Longest Start	--	--	--
Shortest Start	--	--	--
Longest Relief	2.1	Missouri St.	5/17/16
Hits	4	Auburn	3/26/16
Runs	5	Missouri St.	5/17/16
Earned Runs	4	Missouri St.	5/17/16
Walks	2	at Missouri St.	5/3/16
Strikeouts	5	Missouri St.	5/17/16

CAREER VS. 2017 OPPONENTS

Team	ERA	W-L	G-GS	IP	H	R	ER	BB-K
Oklahoma St.	0.00	0-0	1-0	0.1	0	0	0	0-1
Missouri	18.00	0-0	1-0	0.0	2	2	2	1-0
Missouri St.	12.00	0-0	2-0	3.0	3	6	4	3-5
Auburn	9.00	0-0	1-0	2.0	4	2	2	0-3
Texas A&M	0.00	0-0	1-0	0.0	1	0	0	1-0

MURPHY'S CAREER APPEARANCES

Kacey Murphy 2017 Game-By-Game (Sophomore)
(3 Appearances, 0 Starts)

Date	Opponent	IP	H	R-ER	BB	K	Result
2/19/17	Miami (Ohio)	1.0	0	0-0	0	1	W, 11-1
2/24/17	Bryant	0.1	1	0-0	1	1	W, 11-8
3/3/17	vs. #5 Arizona	1.1	2	1-1	1	0	L, 3-0
TOTALS	3 G, 0 GS	2.2	3	1-1	2	2	0-0

Kacey Murphy 2016 Game-By-Game (Freshman)
(14 Appearances, 0 Starts)

Date	Opponent	IP	H	R-ER	BB	K	Result
2/19/16	Central Michigan	0.1	0	0-0	1	1	ND
2/21/16	Central Michigan	0.2	0	0-0	1	0	ND
2/23/16	Mississippi Valley St.	1.0	1	1-1	1	1	ND
3/4/16	Eastern Illinois	1.0	1	0-0	0	0	ND
3/9/16	Gonzaga	0.1	0	1-1	0	0	ND
3/13/16	Western Illinois	1.2	0	0-0	0	2	ND
3/18/16	at #12 South Carolina	0.2	3	1-1	1	0	ND
3/26/16	Auburn	2.0	4	2-2	0	3	ND
4/3/16	Missouri	0.0	2	2-2	1	0	ND
4/19/16	#25 Creighton	0.2	1	0-0	0	1	ND
4/26/16	#18 Oklahoma St.	0.1	0	0-0	0	1	ND
5/1/16	#2 Texas A&M	0.0	1	0-0	1	0	ND
5/3/16	at Missouri St.	0.2	0	1-0	2	0	ND
5/17/16	Missouri St.	2.1	3	5-4	1	5	ND
TOTALS	14 G, 0 GS	11.2	16	13-11	9	14	0-0

2016 HIGHLIGHTS

- Made 14 appearances, compiling an 8.49 ERA over 11.2 innings.
- Gave up 16 hits and 11 earned runs.
- Totaled 14 strikeouts and only nine walks.
- Made four appearances in SEC play, coming against No. 12 South Carolina (March 18), Auburn (March 26), Missouri (April 3), and No. 2 Texas A&M (May 1).
- Gave up one earned run or less against the Gamecocks and Aggies.
- Was a strong arm out of the bullpen early in the season, making six appearances over the first month and only allowing two earned runs in 5.0 innings, while striking out four.
- Struck out a season-high five batters against Missouri State (May 17), which was also his longest outing of the year (2.1 innings).
- Made first career appearance against Central Michigan (Feb. 19) in a 6-1 victory.

#34 JAKE REINDL • SO • RHP • 6-1 • 200

CAREER HIGHS

Category	High	Opponent (Last)	Date
Innings	3.0	Miami (Ohio)	2/17/17
Longest Start	--	--	--
Shortest Start	--	--	--
Longest Relief	3.0	Miami (Ohio)	2/17/17
Hits	3	at Louisiana Tech	3/1/17
Runs	2	Gonzaga	3/9/16
Earned Runs	2	Gonzaga	3/9/16
Walks	1	2x (vs. #14 Oklahoma St.)	3/5/17
Strikeouts	3	Miami (Ohio)	2/17/17

CAREER VS. 2017 OPPONENTS

Team	ERA	W-L	G-GS	IP	H	R	ER	BB-K
Mississippi St.	0.00	0-0	1-0	0.2	0	0	0	0-1
Grambling St.	0.00	0-0	1-0	1.0	1	0	0	0-0
Missouri St.	0.00	0-0	1-0	1.0	1	0	0	0-1
Memphis	9.00	0-0	1-0	1.0	2	1	1	0-1

REINDL'S CAREER APPEARANCES

Jake Reindl 2017 Game-By-Game (Sophomore)
(4 Appearances, 0 Starts)

Date	Opponent	IP	H	R-ER	BB	K	Result
2/17/17	Miami (Ohio)	3.0	2	0-0	0	3	W, 7-0
2/24/17	Bryant	0.1	1	2-2	1	0	W, 11-8
3/1/17	at Louisiana Tech	2.0	3	0-0	0	2	W, 13-10
3/5/17	vs. #14 Oklahoma St.	0.0	0	0-0	1	0	L, 8-3
TOTALS	4 G, 0 GS	5.1	6	2-2	2	5	0-0

Jake Reindl 2016 Game-By-Game (Freshman)
(6 Appearances, 0 Starts)

Date	Opponent	IP	H	R-ER	BB	K	Result
2/24/16	Mississippi Valley St.	1.0	0	0-0	0	2	ND
3/9/16	Gonzaga	0.1	2	2-2	0	0	ND
3/15/16	Grambling St.	1.0	1	0-0	0	0	ND
4/6/16	at Memphis	1.0	2	1-1	0	1	ND
5/17/16	Missouri St.	1.0	1	0-0	0	1	ND
5/19/16	at #4 Mississippi St.	0.2	0	0-0	0	1	ND
TOTALS	6 G, 0 GS	5.0	6	3-3	0	5	0-0

2017 HIGHLIGHTS

- Set new career-highs in innings pitched (3.0) and strikeouts (3) in first appearance of the year vs. Miami (Ohio).
- Held Louisiana Tech (3/1) scoreless over 2.0 innings of relief to help in nine-run comeback.

#38 JORDAN RODRIGUEZ • SR • LHP • 5-11 • 190

CAREER HIGHS

Category	High	Opponent (Last)	Date
Innings	2.0	2x (Missouri St.)	5/17/16
Longest Start	--	--	--
Shortest Start	--	--	--
Longest Relief	2.0	2x (Missouri St.)	5/17/16
Hits	2	3x (Missouri)	4/1/16
Runs	3	Missouri	4/1/16
Earned Runs	3	Missouri	4/1/16
Walks	1	10x (Missouri St.)	5/17/16
Strikeouts	2	3x (at Missouri St.)	5/3/16

CAREER VS. 2017 OPPONENTS

Team	ERA	W-L	G-GS	IP	H	R	ER	BB-K
La. Tech	0.00	0-0	1-0	0.1	0	0	0	0-0
Oklahoma St.	90.00	0-0	1-0	0.1	0	1	1	1-1
Mississippi St.	0.00	0-1	2-0	1.2	0	1	0	0-1
Missouri	270.00	0-0	1-0	0.1	2	3	3	1-0
Alabama	0.00	0-0	2-0	0.2	0	0	0	0-1
LSU	0.00	0-0	1-0	0.1	1	0	0	0-1
Missouri St.	0.00	0-0	2-0	3.0	0	0	0	1-2
Auburn	0.00	0-0	2-0	3.0	1	0	0	2-3
Ole Miss	0.00	0-0	1-0	0.1	0	0	0	1-0
Texas A&M	0.00	0-0	1-0	0.0	0	0	0	1-0

RODRIGUEZ'S CAREER APPEARANCES

Jordan Rodriguez 2016 Game-By-Game (Junior)
(25 Appearances, 0 Starts)

Date	Opponent	IP	H	R-ER	BB	K	Result
2/23/16	Mississippi Valley St.	2.0	2	2-2	0	2	ND
2/27/16	vs. #9 Houston	0.1	1	0-0	0	1	ND
2/28/16	vs. #23 Texas Tech	1.1	0	0-0	0	1	ND
3/2/16	Louisiana Tech	0.1	0	0-0	0	0	ND
3/4/16	Eastern Illinois	1.0	1	0-0	0	0	ND
3/5/16	Eastern Illinois	0.2	0	0-0	1	1	ND
3/9/16	Gonzaga	1.1	2	1-1	1	1	ND
3/13/16	Western Illinois	0.1	0	0-0	0	0	ND
3/19/16	at #12 South Carolina	0.1	0	0-0	0	1	ND
3/20/16	at #12 South Carolina	0.2	0	0-0	0	0	ND
3/25/16	Auburn	1.2	1	0-0	1	1	ND
3/27/16	Auburn	1.1	0	0-0	1	2	ND
3/29/16	at #16 Oklahoma St.	0.1	0	1-1	1	1	ND
4/1/16	Missouri	0.1	2	3-3	1	0	ND
4/10/16	at #14 Ole Miss	0.1	0	0-0	1	0	ND
4/16/16	#2 Florida	0.1	0	1-1	1	0	ND
4/19/16	#25 Creighton	0.1	1	0-0	0	0	ND
4/30/16	#2 Texas A&M-1	0.0	0	0-0	1	0	ND
5/3/16	at Missouri St.	1.0	0	0-0	0	2	ND
5/8/16	at #13 LSU	0.1	1	0-0	0	1	ND
5/13/16	Alabama	0.1	0	0-0	0	0	ND
5/15/16	Alabama	0.1	0	0-0	0	1	ND
5/17/16	Missouri St.	2.0	0	0-0	1	0	ND
5/20/16	at #4 Mississippi St.	1.0	0	0-0	0	1	ND
5/21/16	at #4 Mississippi St.	0.2	0	1-0	0	0	L, 0-1
TOTALS	25 G, 0 GS	18.2	11	9-8	10	16	0-1

2016 HIGHLIGHTS

- Made 25 relief appearances, good for the second-most on the staff.
- As a lefty specialist, he recorded a 3.86 ERA in 18.2 innings of work, striking out 16 and only giving up eight earned runs.
- Also earned one save against Western Illinois (March 13).
- Opponents hit a team-low .175 against the lefty, the only Razorback with an opponent batting average under .200.
- Made 13 of his appearances in SEC play, tied for the most on the team.
- Threw 7.2 innings against conference opponents, holding batters to a .160 batting average while striking out seven.
- Only gave up one unearned run over final nine appearances, comprising of 6.0 innings, five strikeouts and just two walks.

#37 WESTON ROGERS • SO • LHP • 6-4 • 215

CAREER HIGHS

Category	High	Opponent (Last)	Date
Innings	4.0	Grambling St.	3/16/16
Longest Start	4.0	Grambling St.	3/16/16
Shortest Start	1.2	Gonzaga	3/9/16
Longest Relief	2.0	2x (Ok. St.)	4/26/16
Hits	5	Bryant	2/25/17
Runs	4	Bryant	2/25/17
Earned Runs	4	Bryant	2/25/17
Walks	2	2x (vs. Nebraska)	3/4/17
Strikeouts	4	2x (at Missouri St.)	5/3/16

CAREER VS. 2017 OPPONENTS

Team	ERA	W-L	G-GS	IP	H	R	ER	BB-K
L.a. Tech	8.18	0-0	1-1	2.2	3	2	2	1-1
Oklahoma St.	9.00	0-0	1-0	2.0	2	2	2	2-1
Grambling St.	4.50	0-0	1-1	4.0	3	2	2	0-2
LSU	18.00	0-1	1-0	1.0	2	2	2	1-0
Missouri St.	9.00	0-0	1-1	3.0	3	3	3	1-4
Texas A&M	0.00	0-0	1-0	0.0	1	0	0	0-0

ROGERS' CAREER APPEARANCES

Weston Rogers 2017 Game-By-Game (Sophomore)
(4 Appearances, 0 Starts)

Date	Opponent	IP	H	R-ER	BB	K	Result
2/18/17	Miami (Ohio)	1.0	0	0-0	0	1	W, 5-1
2/25/17	Bryant	1.1	5	4-4	0	3	W, 13-7
2/28/17	at Louisiana Tech	0.0	1	1-0	0	0	L, 4-3
3/4/17	vs. Nebraska	1.0	0	0-0	2	1	W, 15-5
TOTALS	4 G, 0 GS	3.1	6	5-4	2	5	0-0

Weston Rogers 2016 Game-By-Game (Freshman)
(11 Appearances, 5 Starts)

Date	Opponent	IP	H	R-ER	BB	K	Result
2/24/16	Mississippi Valley St.*	2.0	1	0-0	0	4	W, 1-0
2/28/16	vs. #23 Texas Tech	0.1	2	0-0	0	0	ND
3/2/16	Louisiana Tech*	2.2	3	2-2	1	1	ND
3/5/16	Eastern Illinois	1.1	0	0-0	0	3	ND
3/9/16	Gonzaga*	1.2	2	2-2	1	1	ND
3/16/16	Grambling St.*	4.0	3	2-2	0	2	ND
4/19/16	#25 Creighton	2.0	1	0-0	0	1	ND
4/26/16	#18 Oklahoma St.	2.0	2	2-2	2	1	ND
4/30/16	#2 Texas A&M-2	0.0	1	0-0	0	0	ND
5/3/16	at Missouri St.*	3.0	3	3-3	1	4	L, 1-1
5/8/16	at #13 LSU	1.0	2	2-2	1	0	ND
TOTALS	11 G, 5 GS	20.0	20	13-13	6	17	1-1

2016 HIGHLIGHTS

- Made five starts in 11 appearances, all five were mid-week starts.
- Went 1-1 with a 5.85 ERA in 20.0 innings of work.
- Gave up 13 earned runs with just six walks and 17 strikeouts.
- Made two appearances in SEC play.
- Struck out a season-high four batters during first career start and victory against Mississippi Valley State (Feb. 24).
- Longest outing was 4.0 innings against Grambling State (March 16), giving up two earned runs on three hits with two strikeouts over a season-high 61 pitches.
- Also made starts against Louisiana Tech (March 2), Gonzaga (March 9), and at Missouri State (May 3).
- Matched season-high of four strikeouts against Missouri State over three innings.
- Named to 2015-16 First-Year SEC Academic Honor Roll.

#5 CODY SCROGGINS • SO • RHP • 6-0 • 185

CAREER HIGHS

Category	High	Opponent (Last)	Date
Innings	1.1	at Louisiana Tech	3/1/17
Longest Start	--	--	--
Shortest Start	--	--	--
Longest Relief	1.1	at Louisiana Tech	3/1/17
Hits	2	at LSU	5/8/16
Runs	1	3x (Bryant)	2/24/17
Earned Runs	1	3x (Bryant)	2/24/17
Walks	1	3x (Bryant)	2/24/17
Strikeouts	1	2x (Miami (Ohio))	2/18/17

CAREER VS. 2017 OPPONENTS

Team	ERA	W-L	G-GS	IP	H	R	ER	BB-K
Missouri	0.00	0-0	1-0	1.0	0	0	0	0-0
Ole Miss	0.00	0-0	1-0	1.0	0	0	0	1-1
LSU	90.00	0-0	1-0	0.1	2	1	1	0-0

SCROGGINS' CAREER APPEARANCES

Cody Scroggins 2017 Game-By-Game (Sophomore)
(3 Appearances, 0 Starts)

Date	Opponent	IP	H	R-ER	BB	K	Result
2/18/17	Miami (Ohio)	1.0	1	0-0	0	1	W, 5-1
2/24/17	Bryant	0.0	1	1-1	1	0	W, 11-8
3/1/17	at Louisiana Tech	1.1	1	0-0	0	0	W, 13-10
TOTALS	3 G, 0 GS	2.1	3	1-1	1	1	0-0

Cody Scroggins 2016 Game-By-Game (Freshman)
(4 Appearances, 0 Starts)

Date	Opponent	IP	H	R-ER	BB	K	Result
4/3/16	Missouri	1.0	0	0-0	0	0	ND
4/8/16	at #14 Ole Miss	1.0	0	0-0	1	1	ND
4/15/16	#2 Florida	1.0	1	1-1	1	0	ND
5/8/16	at #13 LSU	0.1	2	1-1	0	0	ND
TOTALS	4 G, 0 GS	3.1	3	2-2	2	1	0-0

2016 HIGHLIGHTS

- Played in 28 games and made 16 starts at either third base, shortstop, or second base.
- Pitched in four games, totaling 3.1 innings, two earned runs and no extra base hits.
- Batted .204 with 10 hits, six RBIs, and six walks, as well as stealing four bases.
- Eight of his 10 hits and four of six RBIs came in SEC play.
- Made first collegiate start against Mississippi Valley State (Feb. 24), going 2-for-3 with two RBIs and two walks.
- Became primary third baseman on April 19 against No. 25 Creighton, when Carson Shaddy was moved to the outfield

#15 JAKE ARLEDGE • SR • OF • 5-9 • 180

CAREER HIGHS

Category	High	Opponent (Last)	Date
Hits	3	3x (Bryant)	2/25/17
Runs	4	2x (E. Illinois)	3/5/16
Doubles	1	7x (Bryant)	2/25/17
Triples	1	3x (at Ole Miss)	4/9/16
Home Runs	2	E. Illinois	3/5/16
RBI	3	E. Illinois	3/5/16
Walks	2	2x (Auburn)	3/26/16
Stolen Bases	2	at LSU	5/6/16

CAREER VS. 2017 OPPONENTS

Team	AVG.	G-GS	AB	R	H	RBI	SB
La. Tech	.000	1-1	3	0	0	0	1
Oklahoma St.	.500	1-0	2	0	1	0	0
Miss. St.	.200	1-1	5	0	1	0	0
Missouri	.000	2-2	6	1	0	1	0
Grambling St.	.143	2-2	7	1	1	0	0
Alabama	.143	3-1	7	1	1	0	0
LSU	.222	2-2	9	2	2	2	2
Missouri St.	.000	1-1	2	1	0	0	0
Auburn	.286	3-2	7	4	2	0	0
Ole Miss	.200	2-2	5	1	1	0	0
Texas A&M	.000	2-1	3	0	0	0	1

2017 HIGHLIGHTS

- Hit the go-ahead home run on Sunday against Bryant capping a four-run comeback to take a 6-5 lead.
- Hit his first home run of the year on Saturday against Bryant, part of a 3-for-4 day with two RBIs.
- His two home runs currently match his total from a year ago.
- Had two hits and one RBI in Louisiana Tech series, including key RBI in fifth that helped in the nine-run comeback.

#17 LUKE BONFIELD • JR • OF • 6-3 • 215

CAREER HIGHS

Category	High	Opponent (Last)	Date
Hits	3	4x (vs. Nebraska)	3/4/17
Runs	4	2x (vs. Nebraska)	3/4/17
Doubles	2	2x (at Mo. St.)	5/3/16
Triples	--	--	--
Home Runs	1	9x (Louisiana Tech)	3/1/17
RBI	5	Miss. Valley St.	2/23/16
Walks	4	at LSU	5/7/16
Stolen Bases	--	--	--

CAREER VS. 2017 OPPONENTS

Team	AVG.	G-GS	AB	R	H	RBI	SB
Oklahoma State	.600	2-2	5	3	3	4	0
ULM	.667	1-1	3	0	2	1	0
Mississippi St.	.083	5-4	12	1	1	0	0
Missouri	.200	3-2	5	0	1	0	0
Grambling St.	.375	2-2	8	3	3	1	0
Alabama	.077	4-4	13	0	1	0	0
LSU	.176	5-4	17	2	3	3	0
Missouri St.	.364	4-3	11	1	4	2	0
Memphis	.200	1-1	5	1	1	1	0
Auburn	.300	3-3	10	3	3	3	0
Ole Miss	.333	5-4	18	4	6	2	0
Tennessee	.000	1-1	3	0	0	0	0
Vanderbilt	.000	1-0	2	0	0	0	0
Texas A&M	.333	5-5	21	4	7	7	0

2017 HIGHLIGHTS

- Notched first multi-hit game of season in first game of the year when going 2-for-4 with an RBI against Miami (Ohio).
- Hit first home run of the season against Louisiana Tech (3/1) as part of the nine-run comeback. Ended up 2-for-4 in the game.
- Matched his career-high in both runs scored and hits after going 3-for-4 with four runs scored and one RBI against Nebraska.
- Currently has six hits in his last four games and is hitting .316 over his last five games, third-highest on the team.

#8 ERIC COLE • SO • OF • 5-11 • 195

CAREER HIGHS

Category	High	Opponent (Last)	Date
Hits	3	at Miss. St.	5/21/16
Runs	3	Miami (Ohio)	2/19/17
Doubles	1	3x (at Louisiana Tech)	3/1/17
Triples	1	at Missouri St.	5/3/16
Home Runs	1	Miami (Ohio)	2/19/17
RBI	2	2x (Miami (Ohio))	2/17/17
Walks	2	Central Michigan	2/21/16
Stolen Bases	1	3x (Bryant)	2/24/17

CAREER VS. 2017 OPPONENTS

Team	AVG.	G-GS	AB	R	H	RBI	SB
La. Tech	.200	1-1	5	1	1	0	0
Oklahoma St.	.250	1-1	4	0	1	1	0
Miss. St.	.444	2-2	9	1	4	0	1
Missouri	.000	1-1	5	0	0	0	0
Grambling St.	.250	2-1	4	0	1	1	0
Alabama	.000	1-1	3	0	0	0	0
LSU	.400	1-1	5	0	2	0	0
Missouri St.	.667	1-1	3	1	2	2	0
Memphis	.250	1-1	4	0	1	0	0
Auburn	1.000	1-0	1	0	1	0	0
Ole Miss	.000	2-1	4	1	0	0	0

2017 HIGHLIGHTS

- Hit first career home run, the unconventional way, with an inside-the-park home run in the third inning against Miami (Ohio) (Feb. 19).
- It's the first inside-the-park home run by a Razorback since Andrew Benintendi against Mississippi Valley State in 2015.

#28 DOMINIC FLETCHER • FR • OF • 5-11 • 195

CAREER HIGHS

Category	High	Opponent (Last)	Date
Hits	2	3x (at Louisiana Tech)	2/28/17
Runs	2	3x (vs. Nebraska)	3/4/17
Doubles	1	2x (at Louisiana Tech)	2/28/17
Triples	--	--	--
Home Runs	1	2x (at Louisiana Tech)	3/1/17
RBI	2	Miami (Ohio)	2/17/17
Walks	1	3x (vs. Nebraska)	3/4/17
Stolen Bases	--	--	--

2017 HIGHLIGHTS

- Hit first collegiate home run against Miami (Ohio) (Feb. 17) in the seventh inning, a solo-shot, part of a 2-for-4 day with two runs scored.
- He's the first Razorback true freshman to hit a home run on Opening Day since Andy Wilkins did it against Wright State in 2008.
- Provided the insurance solo home run against Louisiana Tech (3/1), his second of the season.

#44 ALEX GOSSER • SR • C • 6-0 • 215

CAREER HIGHS

Category	High	Opponent (Last)	Date
Hits	2	4x (at Georgia)	5/14/15
Runs	1	10x (Florida)	4/14/16
Doubles	1	3x (at Auburn)	4/3/15
Triples	--	--	--
Home Runs	--	--	--
RBI's	1	7x (Texas A&M)	4/30/16
Walks	2	2x (Bucknell)	6/1/14
Stolen Bases	--	--	--

CAREER VS. 2017 OPPONENTS

Team	AVG.	G-GS	AB	R	H	RBI	SB
Oklahoma St.	.000	1-0	0	0	0	0	0
Miss. St.	.000	1-0	0	0	0	0	0
Missouri	.667	1-0	3	1	2	1	0
Grambling St.	.000	1-0	1	0	0	0	0
Alabama	.286	4-3	7	0	2	0	0
LSU	.000	4-3	8	0	0	0	0
Missouri St.	.000	2-1	3	0	0	0	0
Georgia	.667	1-1	3	0	2	0	0
Memphis	.000	2-1	5	0	0	0	0
Auburn	.333	3-2	6	1	2	0	0
Ole Miss	.200	3-2	5	0	1	0	0
Tennessee	.000	1-1	3	0	0	0	0
Texas A&M	.250	5-3	12	1	3	2	0

2016 HIGHLIGHTS

- Played in 11 games with five starts at catcher and designated hitter.
- Hit .150 with three hits, three runs scored and two RBIs.
- Also walked three times during the season.
- All three of his hits occurred during SEC play against No. 2 Florida (April 14), No. 2 Texas A&M (April 30) and Alabama (May 14).
- Provided pinch-hit game-tying single that sent the game into extra innings against the Aggies in second game of double-header (April 30).

#33 GRANT KOCH • SO • C • 6-0 • 195

CAREER HIGHS

Category	High	Opponent (Last)	Date
Hits	4	Bryant	2/26/17
Runs	3	2x (vs. Nebraska)	3/4/17
Doubles	2	2x (at Louisiana Tech)	3/1/17
Triples	1	2x (Bryant)	2/24/17
Home Runs	1	6x (vs. Nebraska)	3/4/17
RBI's	4	3x (vs. Nebraska)	3/4/17
Walks	2	vs. Nebraska	3/4/17
Stolen Bases	--	--	--

CAREER VS. 2017 OPPONENTS

Team	AVG.	G-GS	AB	R	H	RBI	SB
Oklahoma St.	.500	1-1	2	0	1	0	0
ULM	.000	1-1	1	0	0	0	0
Mississippi St.	.250	3-3	0	2	0	0	0
Grambling	.000	1-1	1	0	0	0	0
Alabama	.375	2-2	8	1	3	1	0
LSU	.000	1-0	1	0	0	0	0
Missouri St.	.286	2-2	7	1	2	2	0
Memphis	.750	1-1	4	2	3	1	0
Auburn	.000	1-0	1	0	0	0	0
Ole Miss	.250	2-2	8	0	2	2	0
Texas A&M	.000	1-0	0	0	0	0	0

2017 HIGHLIGHTS

- Hit a three-run home run in game three against Miami (Ohio) (Feb. 19), one three home runs in the game.
- Went 3-for-3 against RedHawks in final game of series, tying a career high.
- Set a new career-high in hits (4) against Bryant (2/26), part of a 4-for-6 day with two runs scored.
- Went 7-for-15 (.467) over three games against Bryant, hitting a home run on the season and recording one double and one triple.
- Produced the best eight-game start, offensively, to a season by a Razorback catcher since Brady Toops in 2004. Koch was hitting a team-leading .389 with 12 RBIs and three home runs. Toops went 8-for-21 (.381) in 2004 with seven RBIs, three doubles, and four walks, while only starting five of the first eight games that year at catcher.
- Has started every game behind the plate this year and is currently in a tie for fifth in the league and most among all catchers with 16 RBIs.
- Went 3-for-5 with three RBIs and a home run against Louisiana Tech (3/1).
- Currently leading the team with five multi-hit games and three games with three hits or more.
- Currently third in the SEC in slugging percentage (.766).
- Hit his team-leading fourth home run, a grand slam, on Saturday against Nebraska, part of a 2-for-3 day with three runs scored and two walks.
- Is tied for third in the league in home runs, one off the lead (Greg Deichmann, LSU; Chandler Taylor, Alabama).

#20 CARSON SHADDY • R-JR • 2B • 5-11 • 185

CAREER HIGHS

Category	High	Opponent (Last)	Date
Hits	3	8x (vs. Nebraska)	3/4/17
Runs	2	15x (at Louisiana Tech)	3/1/17
Doubles	3	vs. Nebraska	3/4/17
Triples	1	3x (Alabama)	5/13/16
Home Runs	2	Miss. Valley St.	2/24/16
RBI's	6	Grambling St.	3/15/16
Walks	2	5x (Texas A&M)	4/30/16
Stolen Bases	2	at Ole Miss	4/8/16

CAREER VS. 2017 OPPONENTS

Team	AVG.	G-GS	AB	R	H	RBI	SB
La. Tech	.500	1-1	2	1	1	1	0
Oklahoma St.	.556	3-2	9	3	5	2	0
ULM	.250	1-1	4	2	1	0	0
Mississippi St.	.214	5-3	14	1	3	1	0
Missouri	.077	3-3	13	0	1	1	0
Grambling St.	.667	2-2	6	3	4	6	0
Alabama	.188	4-3	16	1	3	1	0
LSU	.273	6-5	22	2	6	3	1
Missouri St.	.200	4-3	15	3	3	2	0
Georgia	.250	2-1	4	0	1	2	0
Memphis	.250	1-1	4	1	1	0	0
Auburn	.385	5-3	13	4	5	0	0
Ole Miss	.375	5-4	16	4	6	0	2
Tennessee	.000	2-0	2	0	0	0	0
Vanderbilt	.500	2-0	2	0	1	0	0
Texas A&M	.462	4-3	13	3	6	4	0

2017 HIGHLIGHTS

- Has started all 11 games this season either at second base or third base.
- Is one of four Razorbacks with more than one home run so far this year.
- Hit his second home run of the season in the ninth inning against Louisiana Tech (2/28) to keep his hitting streak alive.
- Singled home the tying run in the seventh inning against Louisiana Tech (3/1) to help the Razorbacks complete the nine-run comeback.
- Set a new career-high of three doubles in a perfect 3-for-3 day against Nebraska, including five RBIs.
- Now has two games in his career with five RBIs or more (6 - Grambling State, 2016) and three games of four or more RBIs.
- Named Most Outstanding Player of the Frisco College Classic

#24 CHAD SPANBERGER • JR • INF/OF • 6-3 • 235

CAREER HIGHS

Category	High	Opponent (Last)	Date
Hits	3	3x (Creighton)	4/19/16
Runs	2	3x (Miami (Ohio))	2/19/17
Doubles	1	9x (Creighton)	4/19/16
Triples	1	2x (at Vanderbilt)	3/14/16
Home Runs	1	7x (Miami (Ohio))	2/19/17
RBI's	4	3x (Creighton)	4/19/16
Walks	3	2x (ULM)	4/12/16
Stolen Bases	1	at Memphis	3/25/15

CAREER VS. 2017 OPPONENTS

Team	AVG.	G-GS	AB	R	H	RBI	SB
Oklahoma St.	.000	2-2	7	0	0	0	0
ULM	.000	1-1	1	0	0	0	0
Mississippi St.	.286	5-2	7	0	2	1	0
Missouri	.250	2-1	4	1	1	0	0
Grambling	.000	1-1	4	0	0	0	0
Alabama	.071	5-4	14	0	1	2	0
LSU	.100	5-2	10	1	1	0	0
Missouri St.	.500	2-0	2	0	1	0	0
Memphis	.667	1-1	3	1	2	1	1
Auburn	.182	6-6	22	2	4	2	0
Ole Miss	.143	3-0	7	1	1	1	0
Tennessee	.000	2-1	2	0	0	0	0
Vanderbilt	.333	3-3	9	1	3	2	0
Texas A&M	.333	3-3	15	0	5	4	0

2016 HIGHLIGHTS

- Hit first home run of year in second inning of game three against Miami (Ohio), one of three home runs hit in game.

#9 JAX BIGGERS • SO • INF • 5-11 • 175

CAREER HIGHS

Category	High	Opponent (Last)	Date
Hits	4	at Louisiana Tech	3/1/17
Runs	3	Bryant	2/26/17
Doubles	1	Bryant	2/25/17
Triples	--	--	--
Home Runs	1	at Louisiana Tech	3/1/17
RBI's	3	Bryant	2/25/17
Walks	2	3x (vs. Nebraska)	3/4/17
Stolen Bases	--	--	--

2017 HIGHLIGHTS

- Hit first career home run against Louisiana Tech (3/1), part of a perfect 4-for-4 day at the plate with two runs scored.
- Is one of two Razorbacks (G. Koch) to have a four-hit game this season, the second-highest by an SEC player this year.

#13 JORDAN MCFARLAND • FR • INF/OF • 6-3 • 200

CAREER HIGHS

Category	High	Opponent (Last)	Date
Hits	2	3x (vs. Nebraska)	3/4/17
Runs	2	Bryant	2/26/17
Doubles	--	--	--
Triples	--	--	--
Home Runs	1	at Louisiana Tech	3/1/17
RBI's	3	at Louisiana Tech	3/1/17
Walks	2	Bryant	2/25/17
Stolen Bases	--	--	--

2017 HIGHLIGHTS

- Hit first collegiate home run at Louisiana Tech, which ended up being the go-ahead two-run home run to help Arkansas complete a nine-run comeback against the Bulldogs.
- Has only made three starts in four games, but has two multi-hit games, including a 2-for-3 day against Bryant (2/25) and a 2-for-5 day with a season-high three RBI's against Louisiana Tech (3/1).

QUICK FACTS

GENERAL INFORMATION

Location.....Fayetteville, Arkansas
Founded.....1871
Enrollment.....26,754
Nickname.....Razorbacks
School Colors.....Cardinal (PMS 202) and White
Conference.....Southeastern (Western Division)
System President.....Dr. Donald R. Bobbitt (Arkansas, 1980)
Chancellor.....Dr. Joseph E. Steinmetz (Central Michigan, 1977)
Athletic Director.....Jeff Long (Ohio Wesleyan, 1982)
Faculty Athletic Rep.....Dr. Sharon Hunt (Arkansas, 1973)
Athletics Website.....ArkansasRazorbacks.com
Ticket Office Phone.....1-800-982-HOGS
Athletic Department Phone.....(479) 575-6533

COACHING STAFF

Head Coach.....Dave Van Horn (Arkansas, 1988)
Record at Arkansas.....550-324 (14 seasons, .629)
Overall Division I Record.....870-481 (22 seasons, .644)
Overall as a Head Coach.....1,135-564 (28 seasons, .668)
Van Horn's DI Postseason App. (Total/at UA).....17/13
Van Horn's College World Series Appearances.....6
(Neb: 2001, 2002; Ark: 2004, 2009, 2012, 2015)
Assistant Coach/Recruiting Coordinator Tony Vitello (Missouri, 2002)
Pitching Coach.....Wes Johnson (Arkansas-Monticello, 1994)
Volunteer Assistant Coach.....Josh Elander (TCU, 2016)
Student Asst. Coach.....Rick Nomura
Dir. of Baseball Operations.....Clay Goodwin (Arkansas, 2005)
Athletic Trainer.....Corey Wood (East Carolina, 2008)
Strength & Conditioning.....Mike Strouhal (University of Saint Mary, 2003)
Managers.....Zach Barr
.....Michael McCann
.....Cale Petrie
.....Hayden Sutton

HISTORY

First Year of Arkansas Baseball.....1897
Years of Varsity Baseball at Arkansas.....94
(1897, 1901-03, 05, 08-16, 19-20, 22-29, 47-16)
All-Time Program Record.....2,103-1,344-6 (.610)
All-Time Conference Record/Years.....SEC: 361-360 (.501)/25
SWC: 264-205 (.563)/24
Combined: 625-565 (.525)/49
Conference Titles/Years.....SEC Overall: 2/1999, 2004
SEC Western Division: 4/1999, 2004, 2007, 2011
SWC: 2/1989, 1990
Conference Tournament Record/Years.....SEC: 28-37 (.431)/21
SWC: 18-25 (.419)/14
Combined: 46-62 (.426)/35
Conference Tournament Titles/Years.....SEC: None
SWC: 1/1985
NCAA Postseason Appearances.....28
(1973, 79-80, 83, 85-90, 95-96, 98-99, 2002-15)
NCAA Postseason Record.....71-61 (.538)
College World Series Appearances.....8
(1979, 1985, 1987, 1989, 2004, 2009, 2012, 2015)
College World Series Record.....11-16 (.407)
NCAA Super Regional Appearances.....6
.....(2002, 2004, 2009, 2010, 2012, 2015)
NCAA Super Regional Record.....9-6 (.600)
NCAA Regional Appearances.....27
NCAA Regional Record.....51-39 (.567)
Overall NCAA Regional Hosts.....5 (1999, 2004, 2006, 2007, 2010)
Best NCAA Finish.....1979 National Runner-up

GAME CREDENTIALS

Members of the media should contact John Thomas to request individual game credentials for Razorback home games. Credential requests should be made no later than noon (CT) the day before the scheduled contest and should be directed by e-mail to Thomas. Credential requests for away games should be made to the communications contact of the home team. Only fully accredited personnel directly involved in the coverage of the game will be admitted. Credentials are non-transferable.

INTERVIEW POLICIES

Please direct all requests for interviews with coaches and players to John Thomas. For home SEC weekends, Coach Dave Van Horn will hold his weekly press conference on Thursday with players and assistant coaches available following Thursday's practice. On road SEC weekends, Coach Van Horn will hold his weekly press conference on Wednesday with players and assistant coaches available following Wednesday's practice. Players are not available for interviews on gamedays, except for post-game interviews. Post-game press conferences are held in the indoor Pitching Development Center located down the third base line. Coach Van Horn and two or three most requested Razorback players will address the media. In the event of a doubleheader, the only Arkansas player available between games for interviews is the starting pitcher of game one. The Arkansas clubhouse is off limits to the media at all times.

E-MAIL UPDATES

Members of the media may request to be added to the Arkansas communications baseball e-mail group. Subscribers will receive game notes, game stories and other information. To subscribe, send a request to John Thomas. Please identify yourself and your organization in your request as this service is only available to members of the media.

GAMEDAY MEDIA SERVICES

The Arkansas communications staff provides scorecards, rosters, updated statistics and results for each team in the Baum Stadium press box prior to home games. Box scores, play-by-play and any postgame notes are disseminated approximately 10 minutes after the conclusion of the game. An Associated Press-style game story is also produced by the communications office. Members of the media may request these stories be sent to their organization via e-mail by contacting a member of the communications office.

WIRELESS INTERNET

The Baum Stadium press box is equipped with wireless internet for use by the media. Media members should log on to the "UARK Media" network by using a password that will be provided at the stadium.

GAMEDAY LIVE STATS

Live in-game stats will be provided at <http://arkansas.statbroadcast.com>.

FACILITIES/PARKING

The Arkansas baseball team conducts all games at Baum Stadium at George Cole Field. Baum Stadium is located just off Razorback Road south of Martin Luther King, Jr., Boulevard. There is space for media parking on game day. Only cars with a parking credential will be allowed access to the parking lot.

PHOTOGRAPHERS

No cameras are allowed on the Baum Stadium playing surface during games. Photographers are encouraged to use the photo wells at the end of each dugout and behind home plate.

ARKANSAS ATHLETIC COMMUNICATIONS

The University of Arkansas athletic communications office is located on the main floor of Bud Walton Arena behind the Hog Heaven Store with office hours from 8 a.m. to 5 p.m., Monday through Friday. You can often reach us at Bud Walton after hours, but if not, please leave a message on our voice mail system.

Office: 479-575-2751 | Cell: 479-313-2564
Fax: 479-575-7481 | Press Row: 479-575-6622


Mailing Address
Razorbacks Communications
P.O. Box 7777
Fayetteville, AR 72702-7777



2017 Schedule and Results

	Opponent	Score	WP	LP	SV	Attend	Time
FEBRUARY							
17	Miami (Ohio)	W, 7-0	B. Knight	C. Gnetz	--	9443	3:02
18	Miami (Ohio)	W, 5-1	T. Stephan	Z. Spears	--	10,891	2:37
19	Miami (Ohio)	W, 11-1	K. Kopps	G. Hartwig	--	9,020	3:12
24	Bryant	W, 11-8	D. Taccolini	M. Knych	J. Alberius	6,921	4:08
25	Bryant	W, 13-7	T. Stephan	S. Theetge	--	7,351	3:53
26	Bryant	W, 16-6	D. Taccolini	V. Morgese	--	6,529	4:04
28	at Louisiana Tech	L, 4-3	Ahlich	J. Alberius	N. Harris	3,129	2:36
MARCH							
1	at Louisiana Tech	W, 13-10	B. Loseke	Z. Hamilton	--	2,901	3:25
3	vs. #5 Arizona	L, 3-0	J. Cloney	B. Knight	C. Ming	--	2:54
4	vs. Nebraska	W, 15-5	T. Stephan	J. Hohensee	--	10,102	3:45
5	vs. #14 Oklahoma State	L, 8-3	J. Elliott	J. Alberius	Cowan	8,120	3:31
7	ULM	--	Baum Stadium	--	SECN+	--	3:02 p.m.
8	ULM	--	Baum Stadium	--	SECN+	--	3:02 p.m.
10	Rhode Island	--	Baum Stadium	--	SECN+	--	3:02 p.m.
11	Rhode Island	--	Baum Stadium	--	SECN+	--	2:02 p.m.
12	Rhode Island	--	Baum Stadium	--	SECN+	--	1:02 p.m.
14	Alcorn State	--	Baum Stadium	--	SECN+	--	6:32 p.m.
15	Alcorn State	--	Baum Stadium	--	SECN+	--	3:02 p.m.
17	Mississippi State*	--	Baum Stadium	--	SECN (Bases Loaded)	--	6:32 p.m.
18	Mississippi State*	--	Baum Stadium	--	SECN	--	7:02 p.m.
19	Mississippi State*	--	Baum Stadium	--	SECN+	--	1:02 p.m.
22	New Orleans	--	Baum Stadium	--	SECN+	--	6:02 p.m.
24	at Missouri*	--	Columbia, Mo.	--	--	--	6:30 p.m.
25	at Missouri*	--	Columbia, Mo.	--	SECN	--	2 p.m.
26	at Missouri*	--	Columbia, Mo.	--	--	--	1 p.m.
29	Grambling State	--	Baum Stadium	--	SECN+	--	6:32 p.m.
31	at Alabama*	--	Tuscaloosa, Ala.	--	--	--	6 p.m.
APRIL							
1	at Alabama*	--	Tuscaloosa, Ala.	--	SECN	--	7 p.m.
2	at Alabama*	--	Tuscaloosa, Ala.	--	SECN	--	3 p.m.
4	Grand Canyon	--	Baum Stadium	--	SECN+	--	6:32 p.m.
5	Grand Canyon	--	Baum Stadium	--	SECN+	--	3:02 p.m.
7	LSU*	--	Baum Stadium	--	SECN+	--	6:32 p.m.
8	LSU*	--	Baum Stadium	--	SECN+	--	6:02 p.m.
9	LSU*	--	Baum Stadium	--	SECN+	--	1:02 p.m.
11	at Missouri State	--	Springfield, Mo.	--	--	--	6:35 p.m.
13	Georgia*	--	Baum Stadium	--	SECN+	--	6:32 p.m.
14	Georgia*	--	Baum Stadium	--	SECN+	--	6:02 p.m.
15	Georgia*	--	Baum Stadium	--	SECN+	--	2:02 p.m.
18	Memphis	--	Baum Stadium	--	SECN+	--	6:32 p.m.
19	vs. Memphis	--	North Little Rock, Ark.	--	--	--	6:30 p.m.
21	at Auburn*	--	Auburn, Ala.	--	--	--	6 p.m.
22	at Auburn*	--	Auburn, Ala.	--	--	--	1 p.m.
23	at Auburn*	--	Auburn, Ala.	--	SECN	--	3 p.m.
25	vs. Kansas State	--	Kansas City, Mo.	--	CST	--	6 p.m.
27	Ole Miss*	--	Baum Stadium	--	SECN	--	6:02 p.m.
28	Ole Miss*	--	Baum Stadium	--	SECN	--	6:02 p.m.
29	Ole Miss*	--	Baum Stadium	--	SECN+	--	4:02 p.m.
MAY							
4	at Tennessee*	--	Knoxville, Tenn.	--	SECN	--	6 p.m.
5	at Tennessee*	--	Knoxville, Tenn.	--	--	--	5 p.m.
6	at Tennessee*	--	Knoxville, Tenn.	--	SECN	--	12 p.m.
12	Vanderbilt*	--	Baum Stadium	--	SECN+	--	6:32 p.m.
13	Vanderbilt*	--	Baum Stadium	--	SECN+	--	6:02 p.m.
14	Vanderbilt*	--	Baum Stadium	--	SECN+	--	1:02 p.m.
18	at Texas A&M*	--	College Station, Texas	--	--	--	6:30 p.m.
19	at Texas A&M*	--	College Station, Texas	--	--	--	6:30 p.m.
20	at Texas A&M*	--	College Station, Texas	--	SECN	--	11 a++m.

JV/Radio Roster



JARED GATES
Jr. • 6-0 • 190 • L/R
INF • Wichita, Kan.



MATT BURCH
Fr. • 5-8 • 175 • L/R
INF • Gurnee, Ill.




CODY SCROGGINS
So. • 6-0 • 185 • R/R
RHP • Bentonville, Ark.




HUNTER WILSON
Jr. • 5-10 • 170 • L/R
INF • Spiro, Okla.




JACK KENLEY
Fr. • 6-0 • 180 • L/R
INF • Germantown, Tenn.



ERIC COLE
So. • 5-11 • 195 • S/R
OF • Southlake, Texas




JAX BIGGERS
So. • 5-11 • 175 • L/R
INF • Missouri City, Texas



JOSH ALBERIUS
R-Sr. • 5-11 • 180 • R/R
RHP • Little Rock, Ark.



KEATON MCKINNEY
Jr. • 6-5 • 225 • R/R
RHP • Ankeny, Iowa



ALEX RONNEBAUM
Fr. • 6-4 • 195 • L/R
INF • Overland Park, Kan.



JORDAN MCFARLAND
Fr. • 6-3 • 220 • R/R
INF/OF • Waterloo, Ill.



JAKE ARLEDGE
Sr. • 5-9 • 180 • R/R
OF • Huntington Beach, Calif.




BLAINE KNIGHT
So. • 6-3 • 165 • R/R
RHP • Bryant, Ark.




LUKE BONFIELD
Jr. • 6-3 • 215 • R/R
OF • Skillman, N.J.




ANTHONY DAHL
So. • 6-4 • 200 • R/R
RHP • Angleton, Texas



CARSON SHADDY
R-Jr. • 5-11 • 185 • R/R
3B/C/OF • Fayetteville, Ark.



KACEY MURPHY
So. • 6-0 • 190 • L/L
LHP • Rogers, Ark.



CHAD SPANBERGER
Jr. • 6-3 • 240 • L/R
INF/OF • Granite City, Ill.




DOMINIC TACCOLINI
Sr. • 6-3 • 220 • R/R
RHP • Sugar Land, Texas




EVAN LEE
Fr. • 6-2 • 190 • L/L
LHP/OF • Bryant, Ark.




DOMINIC FLETCHER
Fr. • 5-9 • 175 • L/L
OF • Cypress, Calif.



ANGUS DENTON
Fr. • 5-11 • 160 • R/R
RHP • Beebe, Ark.



BRENDEN HEISS
Fr. • 6-1 • 190 • R/R
RHP • Algonquin, Ill.



MATT CRONIN
Fr. • 6-2 • 190 • L/L
LHP • Navarre, Fla.



GRANT KOCH
So. • 6-0 • 195 • R/R
C • Fayetteville, Ark.



JAKE REINDL
So. • 6-1 • 200 • R/R
RHP • Fayetteville, Ark.



JACOB KOSTYSHOCK
Fr. • 6-4 • 175 • R/R
RHP • O'Fallon, Mo.



CANNON CHADWICK
Sr. • 6-0 • 195 • R/R
RHP • Paris, Texas



WESTON ROGERS
So. • 6-4 • 215 • L/L
LHP • Springdale, Ark.



JORDAN RODRIGUEZ
Sr. • 5-11 • 190 • L/L
LHP • Houston, Texas



DYLAN THOMPSON
Fr. • 6-3 • 195 • L/L
LHP • Little Rock, Ark.



JAXON WILLIAMS
Fr. • 5-8 • 165 • R/R
INF • Rosenberg, Texas



SAMMY BLAIR
Fr. • 5-9 • 175 • R/R
OF • Navasota, Texas



ALEX GOSSER
Sr. • 6-0 • 215 • L/R
C • North Little Rock, Ark.



KEVIN KOPPS
R-Fr. • 6-0 • 195 • R/R
RHP • Sugar Land, Texas




BARRETT LOSEKE
So. • 6-0 • 180 • R/R
RHP • Tulsa, Okla.



TREVOR STEPHAN
Jr. • 6-5 • 225 • R/R
RHP • Magnolia, Texas




HARRISON HEFFLEY
Fr. • 6-3 • 180 • L/L
LHP • Rogers, Ark.



BEN BAILEY
Fr. • 5-10 • 180 • L/R
C • North Little Rock, Ark.



LUCAS KRULL
Fr. • 6-7 • 242 • L/L
LHP • Shawnee, Kan.




JACKSON RUTLEDGE
Fr. • 6-4 • 180 • L/L
LHP • Benton, La.



NOAH MILLER
Fr. • 6-4 • 180 • R/R
RHP • Van Buren, Ark.



ISAIAH CAMPBELL
So. • 6-4 • 220 • R/R
RHP • Olathe, Kan.



DAVE VAN HORN
Head Coach
15th Season



TONY VITELLO
Assistant Coach
4th Season



WES JOHNSON
Assistant Coach
1st Season