



ARKANSAS Baseball Game Notes

8 College World Series Appearances • 6 NCAA Super Regional Appearances
28 NCAA Tournament Appearances • 2 SEC Regular Season Titles • 4 SEC Western Division Titles

'17 SCHEDULE & RESULTS

FEBRUARY

17	MIAMI (OHIO)	W, 7-0
18	MIAMI (OHIO)	W, 5-1
19	MIAMI (OHIO)	W, 11-1
24	BRYANT	W, 11-8
25	BRYANT	W, 13-7
26	BRYANT	W, 16-6
28	at Louisiana Tech	L, 4-3

MARCH

1	at Louisiana Tech	W, 13-10
3	vs. No. 5 Arizona (Frisco, Texas)#	L, 3-0
4	vs. Nebraska (Frisco, Texas)#	W, 15-5
5	vs. No. 30 Oklahoma St. (Frisco Texas)#	L, 8-3
7	ULM	W, 12-2
8	ULM	W, 11-2
10	RHODE ISLAND (DH)	W, 5-2
	RHODE ISLAND (DH)	W, 3-2
12	RHODE ISLAND	L, 3-0
14	ALCORN ST.	W, 3-2
15	ALCORN ST.	W, 11-3
17	MISSISSIPPI ST.*	W, 3-1
18	MISSISSIPPI ST.*	W, 5-4
19	MISSISSIPPI ST.*	W, 6-1
22	NEW ORLEANS	W, 5-2
24	at No. 18 Missouri*	W, 9-2
25	at No. 18 Missouri*	L, 7-2
26	at No. 18 Missouri*	W, 9-8
29	GRAMBLING ST.	Cancelled
31	at Alabama*	W, 7-1

APRIL

1	at Alabama*	L, 7-1
2	at Alabama*	W, 8-5
4	GRAND CANYON	W, 11-2
5	GRAND CANYON	W, 6-1
7	No. 13 LSU*	W, 9-3
8	No. 13 LSU*	L, 10-8
9	No. 13 LSU*	L, 2-0
11	at No. 28 Missouri St.	W, 12-4
13	GEORGIA*	W, 14-4
14	GEORGIA*	W, 5-4 (10 inn.)
15	GEORGIA*	W, 11-3
18	MEMPHIS	W, 16-7
19	vs. Memphis (NLR, Ark.)	W, 2-0
21	at No. 10 Auburn*	L, 15-2
22	at No. 10 Auburn*	W, 7-3
23	at No. 10 Auburn*	L, 11-6
25	vs. Kansas St. (Kansas City, Mo.)	W, 6-5 (10 inn.)
27	OLE MISS*	L, 9-1
28	OLE MISS (DH)*	L, 4-1
	OLE MISS (DH)*	W, 7-4

MAY

4	at Tennessee*	L, 5-4
6	at Tennessee*	W, 2-0
12	No. 25 VANDERBILT*	W, 4-3
13	No. 25 VANDERBILT*	L, 6-2
14	No. 25 VANDERBILT*	W, 7-1
18	at No. 22 Texas A&M*	6:30 p.m.
19	at No. 22 Texas A&M*	6:30 p.m.
20	at No. 22 Texas A&M*	11 a.m.
May 25	vs. Mississippi St./Georgia (Hoover, Ala.)	9:30 am

All times Central; Home game in BOLD; * - SEC Game;
- Frisco College Classic; ! - SEC Tournament

MAY 24 - 28 AT SEC TOURNAMENT | HOOVER, ALA. / HOOVER MET



ARKANSAS RAZORBACKS

Record.....	39-15
Ranking.....	13
Last Season.....	26-29
Head Coach.....	Dave Van Horn
Career Record.....	1,174-579 (29th season)
Record at Arkansas.....	589-339 (15th Season)



RAZORBACK NOTES

HOGS ENTER SEC TOURNAMENT HOT - The 13th-ranked Razorbacks earned the No. 4 seed for the 2017 SEC Tournament Saturday afternoon giving it a bye through Tuesday's first-round games, which are single elimination. The Razorbacks will play the winner of fifth-seeded Mississippi State and 12th-seeded Georgia on Wednesday at Hoover Metropolitan Stadium. The Razorbacks ended the regular season with a 39-15 record and an 18-11 mark in SEC play to finish second in the SEC West and fourth overall. It's a 13-game turnaround from a year ago that saw the Hogs finish 26-29 and miss the postseason for the first time in 14 years. The fourth-place finish is also its highest since finishing third in 2013 with an 18-11 record.

KOCH, BIGGERS, FLETCHER EARN ALL-SEC HONORS - Grant Koch, Jax Biggers, and Dominic Fletcher each were named all-conference players Monday by the Southeastern Conference office. Koch leads the trio as a first team All-SEC catcher, while Biggers was named as a second team All-SEC shortstop. Fletcher is part of the SEC All-Freshman Team in the outfield. Koch is only the second Razorback catcher to be named an All-SEC player in program history and first since Jake Wise in 2014. As for Biggers, he's the seventh infielder to make the first or second team with Dave Van Horn as the head coach and first primary shortstop since Scott Hode made the second team in 2004. Fletcher is the third player to make the all-freshman team in the last four seasons.

BIGGERS MAKING SPLASH IN FIRST SEASON - Arkansas sophomore shortstop Jax Biggers was named as one of 13 semifinalists two weeks ago for the 2017 Brooks Wallace Award, which goes to the nation's top shortstop. The Missouri City, Texas native currently leads all Arkansas players in hitting with a .335 average, good for 15th in the SEC. He also leads the team with a .340

average in conference play with nine extra-base hits, 13 RBIs, and a .474 slugging percentage. Biggers' batting average has him well on pace to be the first Razorback shortstop since Scott Hode in 2005 to hit over .300 in a season and he currently has the highest average of any primary shortstop in the SEC.

TACCOLINI TAKES CHARGE - Making his first appearance in nearly a month, let alone his first start in two months, senior Dominic Taccolini was the Sunday savior against Vanderbilt. Even though he only threw 4.2 innings, he still got the victory, giving up just one run on three hits. The Hogs have only lost one game that Taccolini has pitched in this year (15 games). He has four appearances of three innings or more this year and hasn't given up more than one earned run in eight of his last 10 outings.

FLETCHER BREAKS OUT - Freshman Dominic Fletcher hasn't needed long to get used to the college game. The California native has started in centerfield for 46 of Arkansas' 54 games and is hitting .292 with 10 home runs. The long ball total is the most by a Razorback freshman since Zack Cox had 13 during the 2009 season, setting the Arkansas freshman record. It's also ties the most by a freshman in the SEC this year. Fletcher has four home runs in his last eight games and is hitting .452 during that span with four of his 14 hits going over the fence.

K-ZORBACKS - With the introduction of pitching coach Wes Johnson, the Hog pitchers haven't been short on strikeouts. Now at 518 strikeouts this year, it's not only second in the SEC, but is fourth in the nation. That total is also good for fifth-most in a single season in program history.

MLB (11)

Name	Years at Arkansas	Club
Barrett Astin	2011-13	Cincinnati
Andrew Benintendi	2014-15	Boston
Mike Bolsinger	2008-10	Toronto Blue Jays
Brett Eibner	2008-10	Los Angeles Dodgers
Logan Forsythe	2006-08	Los Angeles Dodgers
Dallas Keuchel	2007-09	Houston
James McCann	2009-11	Detroit
Blake Parker	2004-06	Los Angeles Angels
Matt Reynolds	2010-12	New York Mets
Drew Smyly	2009-10	Seattle
Ryne Stanek	2011-13	Tampa Bay Rays

AAA (2)

Name	Years at Arkansas	Club
D.J. Baxendale	2010-12	Rochester (MIN)
Craig Gentry	2005-06	Norfolk (BAL)

AA (4)

Name	Years at Arkansas	Club
Brian Anderson	2012-14	Jacksonville (MIA)
Jalen Beeks	2013-14	Portland (BOS)
Zack Cox	2009-10	Erie (DET)
Dominic Ficociello	2011-13	Erie (DET)

A-Advanced (3)

Name	Years at Arkansas	Club
Michael Bernal	2014-16	San Jose (SF)
Trey Killian	2013-15	Lancaster JetHawks (COL)
Jacob Morris	2011-13	Winston-Salem (CWS)

A (4)

Name	Years at Arkansas	Club
Clark Eagan	2014-16	West Virginia (PIT)
Zach Jackson	2014-16	Lansing (TOR)
Tyler Spoon	2013-15	Greenville (BOS)
Bobby Wernes	2014-15	Quad City (HOU)

A-Short (1)

Name	Years at Arkansas	Club
James Teague	2014-16	Aberdeen (BAL)

Rookie (2)

Name	Years at Arkansas	Club
Tucker Pennell	2015-16	AZL Padres (SD)
Doug Willey	2016	Orem (LAA)

Rank	Total	Year/Games	Avg./Gm
1	565	2007/64	8.83
2	554	1999/65	8.63
3	551	2010/64	8.61
4	534	2012/68	7.85
5	518	2017/54	9.59
6	511	2009/65	7.86
7	506	1995/61	8.49
8	496	1987/68	7.87

SOOOIEVILLE SLUGGERS - The Razorbacks have been hitting home runs at an unreal pace this year. Currently leading the SEC with 70 home runs this year, the Hogs have five more home runs than Kentucky, which is second in the league in long balls. The 70 homers is also the 15th-most in the country. Arkansas is the only team in the SEC with five players with six or more home runs this year and three with 10 or more. First baseman Chad Spanberger leads the team with 14 home runs on the year, tied for fifth in the conference. Grant Koch is right behind with 13, while freshman Dominic Fletcher sits at 10 home runs, ranking in the top-ten in the league

Total HR	Total Runs	Pct. of Runs
70	356	31%

STEPHAN EARNS NATIONAL HONORS AFTER PITCHING GEM

- Junior Trevor Stephan turned in one of the best pitching performances of the year against Tennessee, throwing a complete seven-inning one-hitter en route to claiming not only SEC Pitcher of the Week honors, but also National College Baseball Writers' (NCBWA) National Pitcher of the Week honors. It was the first one-hitter by a Hog pitcher since Brett Eibner in 2009 and his third outing this year with 10 or more strikeouts. In six of his last seven starts, the Magnolia, Texas native has struck out five or more batters and four times gone six or more innings. Last week, against Texas A&M, he pitched his third-straight game with 10 or more strikeouts

Stephan's Last Seven Starts

Opponent	IP	ER	BB	K
LSU	7.0	2	0	7

Georgia	4.2	2	0	6
at Auburn	1.1	3	1	5
Ole Miss	6.0	3	1	5
at Tennessee	7.0	0	2	11
Vanderbilt	7.0	3	0	11
at Texas A&M	7.2	5	3	10

GRANT KOCH'S BAT AWAKENS - Catcher Grant Koch hadn't hit a home run since April 8 against LSU, but he broke his bat out in a big way last against Ole Miss. Koch hit two home runs over both games of a double-header and totaled three RBIs in the 7-4 series finale win. It was the seventh game this year that Koch had three or more RBIs in a game and he's the fifth Razorback to hit home runs in back-to-back games this season. Koch continued his uptick of power last week against Vanderbilt, hitting home runs in back-to-back games (Games 2-3), giving him 13 for the year. He currently has the most home runs by a Razorback catcher in the Dave Van Horn era.

SPANBERGER CONTINUES TO CRUSH - Junior Chad Spanberger has been one of Arkansas' best bats in conference play and among the best among all SEC players since league play began. In 29 SEC games, Spanberger is hitting .304 with a team-leading 11 home runs and leads the SEC with 36 RBIs. His performance is a far cry from his sophomore season as he has already surpassed his totals in hits, home runs, RBIs, and walks and his average is up 46 points.

Spanberger In SEC Play

	2016 (20 games)	2017 (29 games)
AVG.	.258	.304
R	7	24
H	16	38
2B	1	5
3B	0	0
HR	3	11
RBI	8	36
BB	6	8

EVAN LEE KEEPS COMING UP BIG - Two-way player Evan Lee proved just how versatile he could be against Kansas State when he drove

2017 SEC STANDINGS

		Conference				Overall			Last 10	Streak
		W	L	Win%	GB	W	L	Win%		
WESTERN	LSU	21	9	.700	--	39	17	.696	9-1	W7
	Arkansas	18	11	.621	2.5	39	15	.722	6-4	W1
	Mississippi State	17	13	.567	4.0	34	22	.607	4-6	L3
	Auburn	16	14	.533	5.0	34	22	.607	2-8	L1
	Texas A&M	16	14	.533	5.0	36	20	.643	3-7	L1
	Ole Miss	14	16	.467	7.0	32	24	.571	3-7	W1
Alabama	5	24	.172	15.5	19	34	.361	4-5	T1	
EASTERN	Florida	21	9	.700	--	40	15	.727	8-2	W2
	Kentucky	19	11	.633	2.0	38	18	.679	7-3	L2
	Vanderbilt	15	13	.534	5.0	33	21	.609	5-4	T1
	Missouri	14	16	.467	7.0	35	21	.625	7-3	W6
	South Carolina	13	17	.433	8.0	32	23	.582	5-5	W1
	Georgia	11	19	.367	10.0	25	31	.446	7-3	L1
	Tennessee	7	21	.250	13.0	27	25	.519	3-7	L3

This is
BASEBALL

MORE RAZORBACK NOTES

in three of Arkansas' six runs in its 6-5, 10-inning victory. Lee pinch hit for Jake Arledge in the fifth, driving in two. It was his fourth time this season to pinch-hit and he had drawn walks each time before. On April 14, Lee scored the walk-off run against Georgia after pinch hitting in the ninth. He also earned his first collegiate save against Ole Miss (April 28), needing six pitches to get the final three outs.

REINDL MOVING UP THE LADDER - Sophomore Jake Reindl has been one of Arkansas' strongest arms out of the bullpen as of late and it may mean a more expanded role in the weeks to come. In 18 of his 19 appearances this year, Reindl hasn't given up more than two earned runs and has 11 scoreless outings, eight consisting of two or more innings. In five of his last 12 appearances, the sophomore has totaled five strikeouts, all against SEC opponents (Alabama, LSU, Auburn, Ole Miss, Vanderbilt). Reindl was particularly effective against Ole Miss, going a career-long 6.1 innings out of the bullpen, scattering six hits, allowing one run, and striking out five.

JOHNSON SELECTED TO COACH IN TEAM USA DEVELOPMENT PROGRAM -

Arkansas pitching coach Wes Johnson was selected as part of the coaching staff for the 2017 17U National Team Development Program (NTDP) earlier this week. Johnson will serve as the pitching coach for the "Stars" team under current University of North Carolina head coach Mike Fox and will coach alongside former Major League Baseball veteran Ernie Young, who will serve as the assistant coach. Fox will be the head coach for the 17U team this summer.

LETHAL WITH TWO OUTS - Arkansas has been one of the SEC's best hitting teams with two outs this year. In just the series against Georgia, Hog hitters hit .409 with two outs and .385 with runners on base. In 5-4, 10-inning victory of game two, all of the Razorbacks' runs except the winning run were scored with two outs, including Luke Bonfield's go-ahead home run in the seventh. In its last 10 games, Arkansas, as a team, is hitting .234 with two outs with Grant Koch leading the way with a .467 average and seven RBIs.

KNIGHT NAMED TO GOLDEN SPIKES WATCH LIST - Sophomore right-handed pitcher Blaine Knight was one of 40 players across the nation named to the Golden Spikes Award Midseason Watch List last month. Knight follows former teammate Zach Jackson, who was on the preseason watch list last year, and former Hog outfielder Andrew Benintendi, who won the award in 2015 as the nation's top player. Knight has six wins on the year, five in conference play and has a 4.81 strikeout-to-walk ratio.

KACEY MURPHY LOCKS IN - Kacey Murphy has been one of the bright spots in Arkansas' bullpen this year and has translated that into some key weekend appearances. Having started in seven of his last 12 appearances, with six of those seven starts coming in midweek games, Murphy has built up a 4.13 ERA, allowing no more than three runs in any of those last 12 appearances. Against Grand Canyon (April 5), Murphy struck out a career-high 10 batters over four innings, without allowing a run or a walk. It's the second time this year he's struck out nine or more batters and is one of four Razorbacks with at least one 10+ strikeout performance this year. Against Memphis, Murphy no-hit the Tigers into the seventh inning, before a bunt single became the first hit. The seven innings was still a career-long.

THE DARK KNIGHT RISES - Sophomore Blaine Knight had been the Friday night starter since Opening Day for the Razorbacks before last week against Vanderbilt, but his numbers have improved since hitting conference play. In his first three starts of 2017, Knight only had one quality start and totaled one victory. In five of his last eight starts, Knight has five quality outings, all against SEC teams (Mississippi State, Missouri, Alabama, No. 13 LSU, Georgia) and has struck out five or more batters all five times. He just missed out on a quality outing against Ole Miss last week, but still struck out 10 batters in 7.1 innings, becoming the first Razorback since Jess Todd in 2007 to record three or more 10+ strikeout performances in a single season.

Knight's SEC Starts

Opponent	IP	ER	BB	K
Mississippi State	7.0	1	0	11
at #18 Missouri	6.0	2	1	7

at Alabama	8.0	1	0	7
#13 LSU	6.0	0	3	6
Georgia	6.0	1	1	5
at #10 Auburn	2.1	8	4	1
Ole Miss	7.1	5	2	10
at Tennessee	5.0	3	1	2
#25 Vanderbilt	5.0	1	3	5
at #22 Texas A&M	6.0	3	0	2

#PROHGS ON OPENING DAY ROSTERS - Eight former Razorbacks were on Opening Day rosters as the 2017 Major League Baseball season began. Outfielder Andrew Benintendi highlights the class as he's scheduled to start what will be his first full rookie season for the Boston Red Sox. Four players will be with new teams as Logan Forsythe starts his first year with the Dodgers, Craig Gentry with the Orioles, Blake Parker with the Angels and Drew Smyly with the Mariners.

#ProHogs on Opening Day rosters

Name	Team	Draft Year
Barrett Astin	Cincinnati Reds	2013
Andrew Benintendi	Boston Red Sox	2015
Logan Forsythe	Los Angeles Dodgers	2008
Craig Gentry	Baltimore Orioles	2006
Dallas Keuchel	Houston Astros	2009
James McCann	Detroit Tigers	2011
Blake Parker	Los Angeles Angels	2006
Drew Smyly	Seattle Mariners	2010

CALIFORNIA DREAMIN' - Senior Jake Arledge has made big strides in his second year with the Hogs compared to his first year. The senior is currently hitting .294 and already surpassed his home run, hit, walk, and RBI totals from 2016. Earlier in the year, his career-long 14-game hitting streak from Feb. 25-March 15 is still the third-longest streak in the conference this year.

Arledge By The Numbers

	2016 (40 games)	2017 (50 games)
AVG.	.245	.297
R	28	42
H	26	54
2B	6	4
3B	3	1
HR	2	3
RBI	11	25
BB	21	27

NONE SHALL PASS - After 53 games of the regular season, Arkansas pitchers have boasted some of the best strikeout-to-walk ratios in the country. As a team, the Razorbacks have allowed 172 walks, compared to 518 strikeouts, good for a 3.01 ratio, which is 12th in the country and third in the SEC. Sophomore Blaine Knight has allowed just 16 walks in his 14 appearances. Junior Trevor Stephan has practically matched those numbers as he has 15 walks to 103 strikeouts, leading all Hog pitchers.

SEC Leaders - Strikeout-to-Walk Ratio

Rank	Name (Team)	K/BB
1	Casey Mize (Auburn)	11.00
2	Trevor Stephan (Arkansas)	6.86
4	Hunter Martin (Tennessee)	5.33

GETTING BETTER WITH TIME - Junior pitcher Trevor Stephan had only been a pitcher for two seasons before arriving at Arkansas, but he continues to look like a seasoned vet with each outing. Stephan has been the Saturday starter for all 14 weekends this year and has only given up more than two earned runs four times. His 13 strikeouts against Rhode Island were the most by a Razorback since Jess Todd had 17 in the 2007 SEC Tournament against South Carolina and his 50 strikeouts through the first 30 games was the most by a Razorback since Nick Schmidt,

MORE RAZORBACK NOTES

an All-American, totaled 56 through seven starts in the 2006 season.

JOHNSON RETURNS TO HOME STATE - 2017 will mark the first season with the Razorbacks for new pitching coach Wes Johnson. A Sherwood, Arkansas native, Johnson takes over for long time pitching coach Dave Jorn, who stepped down last summer. Johnson spent one season at Mississippi State and four seasons at Dallas Baptist before arriving at Arkansas. Last season, with the Bulldogs, Johnson developed a pitching staff that improved its ERA by more than a full run and won 44 games, its most since 1997. Johnson helped developed All-American and MLB first round pick Dakota Hudson, who won nine games and had 115 strikeouts in 2016.

HEAD OF HIS CLASS - In his career, Dave Van Horn has reached the College World Series six times, twice at Nebraska and four times at Arkansas. That total is the most for any current head coach in the SEC. Both Paul Mainieri of LSU and Kevin O'Sullivan of Florida have reached the College World Series five times.

95 YEARS IN THE MAKING - The 2017 season will mark the 95th season of Razorback Baseball and 15th with head coach Dave Van Horn. Since Van Horn took over, the Hogs have reached the College World Series four times, including twice in the last five years.

BRINGING THE NOISE - For the 12th straight year, Arkansas placed in the top five in the nation in total and average attendance after the 2016 season. With 7,815 fans per game and despite playing just 34 home games, the Razorbacks continued to draw the fans, finishing fourth in average attendance. A total of 265,718 fans visited Baum Stadium during the 2016 season, good for fifth in the country.

Conference Tournament History

SEC Tournament (28-37)

2015 SEC Tournament (2-2)

Hoover Metropolitan Stadium • Hoover, Ala.		
Tennessee	W	2-1
Florida	W	7-6
LSU	L	5-10
Florida	L	0-10

2014 SEC Tournament (3-2)

Hoover Metropolitan Stadium • Hoover, Ala.		
Texas A&M	W	4-0
Ole Miss	W	2-1
LSU	L	2-7
Ole Miss	W	8-7
LSU	L	1-11

2013 SEC Tournament (2-1)

Hoover Metropolitan Stadium • Hoover, Ala.		
Ole Miss	W	2-1 (10)
LSU	W	4-1
LSU	L	1-3

2012 SEC Tournament (0-2)

Regions Park • Hoover, Ala.		
Mississippi State	L	1-9
Ole Miss	L	0-2

2011 SEC Tournament (2-2)

Regions Park • Hoover, Ala.		
Alabama	L	4-7
Mississippi State	W	7-2
Alabama	W	4-1
Vanderbilt	L	2-3

2010 SEC Tournament (0-2)

Regions Park • Hoover, Ala.		
Vanderbilt	L	0-2
Florida	L	4-5

2009 SEC Tournament (2-2)

Regions Park • Hoover, Ala.		
Florida	W	8-5
Georgia	L	1-2
Florida	W	10-7
Vanderbilt	L	1-11

2007 SEC Tournament (3-1)

Regions Park • Hoover, Ala.		
Alabama	W	6-0
South Carolina	W	6-0
South Carolina	W	3-2
Vanderbilt	L	4-7

2006 SEC Tournament (0-2)

Hoover Metropolitan Stadium • Hoover, Ala.		
Ole Miss	L	4-9
Alabama	L	3-4

2005 SEC Tournament (0-2)

Hoover Metropolitan Stadium • Hoover, Ala.		
Florida	L	8-9
Alabama	L	4-5

2004 SEC Tournament (2-2)

Hoover Metropolitan Stadium • Hoover, Ala.		
Tennessee	L	6-8
Ole Miss	W	4-3
Tennessee	W	4-1
South Carolina	L	2-3

2003 SEC Tournament (0-2)

Hoover Metropolitan Stadium • Hoover, Ala.		
LSU	L	4-5
Ole Miss	L	7-8

2002 SEC Tournament (1-2)

Hoover Metropolitan Stadium • Hoover, Ala.		
South Carolina	L	1-10
Auburn	W	8-5
South Carolina	L	2-6

1999 SEC Tournament (4-2)

Hoover Metropolitan Stadium • Hoover, Ala.		
Kentucky	W	6-4
Auburn	L	2-3 (11)
LSU	W	9-8
Auburn	W	9-5
Auburn	W	9-6
Alabama	L	3-9

1998 SEC Tournament (3-1)

Hoover Metropolitan Stadium • Hoover, Ala.		
LSU	W	8-4
Mississippi State	W	10-3
Mississippi State	W	7-3
Auburn	L	5-7

1997 SEC Tournament (0-1)

Golden Park • Columbus, Ga.		
Auburn	L	3-7

1996 SEC Tournament (0-1)

Hoover Metropolitan Stadium • Hoover, Ala.		
Kentucky	L	5-7

1995 SEC W. Div. Tournament (2-2)

Dudy Noble Field • Starkville, Miss.		
Ole Miss	W	5-2
Alabama	W	5-2
Alabama	L	7-8
LSU	L	6-7

1994 SEC W. Div. Tournament (0-2)

Swayze Field • Oxford, Miss.		
Auburn	L	1-3 (17)
LSU	L	2-5

1993 SEC W. Div. Tournament (1-2)

Alex Box Stadium • Baton Rouge, La.		
Mississippi State	W	5-2
Auburn	L	1-3
LSU	L	7-13

1992 SEC Tournament (1-2)

Superdome • New Orleans, La.		
South Carolina	W	8-6
LSU	L	1-8
South Carolina	L	5-9

SWC Tournament (18-25)

1990 SWC Tournament (1-2)

Disch-Falk Field • Austin, Texas		
Rice	W	7-5
Texas	L	4-11
Houston	L	1-7

1989 SWC Tournament (1-2)

Olsen Field • College Station, Texas		
Texas	L	3-8
Houston	W	5-4
Texas	L	1-9

1988 SWC Tournament (0-2)

George Cole Field • Fayetteville, Ark.		
Texas A&M	L	3-4
Texas	L	1-7

1987 SWC Tournament (2-2)

Disch-Falk Field • Austin, Texas		
Texas A&M	W	4-3
Texas	L	3-10
Houston	W	14-9
Texas	L	2-3

1986 SWC Tournament (0-1)

Olsen Field • College Station, Texas		
Texas A&M	L	0-4

1985 SWC Tournament (3-0)

George Cole Field • Fayetteville, Ark.		
Baylor	W	6-4
Texas	W	9-5
Texas	W	10-6

1984 SWC Tournament (0-2)

Disch-Falk Field • Austin, Texas		
Texas	L	1-8
Rice	L	1-8

1983 SWC Tournament (3-2)

Disch-Falk Field • Austin, Texas		
Houston	W	4-3
Texas	L	2-9
Houston	W	9-7
Texas	W	5-4
Texas	L	0-14

1982 SWC Tournament (1-2)

Olsen Field • College Station, Texas		
Houston	W	9-6
Texas	L	0-8
Houston	L	8-9

1981 SWC Tournament (2-2)

Disch-Falk Field • Austin, Texas		
Houston	L	2-7
Rice	W	5-4
Houston	W	9-3
Texas	L	1-11

1980 SWC Tournament (3-2)

Olsen Field • College Station, Texas		
Texas A&M	W	19-10
Texas	L	4-6
Texas Tech	W	6-5
Texas	W	8-7
Texas	L	4-9

1979 SWC Tournament (2-2)

Disch-Falk Field • Austin, Texas		
Baylor	W	6-1
Texas	L	2-6
Texas A&M	W	6-2
Texas	L	6-12

1978 SWC Tournament (0-2)

Disch-Falk Field • Austin, Texas		
Baylor	L	0-1
Texas A&M	L	0-5

1977 SWC Tournament (0-2)

Disch-Falk Field • Austin, Texas		
Texas A&M	L	2-5
Texas	L	1-8



Jess Todd struck out a school-record 17 batters, including the first nine hitters he faced, in Arkansas' 6-0 win over South Carolina in the 2007 SEC Tournament.

Baseball America

Week 14 (May 22)

1. Oregon State	45-4
2. North Carolina	44-11
3. Texas Tech	42-13
4. Florida	40-15
5. Louisville	46-9
6. TCU	39-14
7. Long Beach State	35-16
8. LSU	39-17
9. Stanford	37-14
10. Kentucky	38-18
11. Virginia	41-13
12. Wake Forest	38-17
13. Arkansas	39-15
14. Cal State Fullerton	33-19
15. Southern Miss	44-12
16. Arizona	36-17
17. Clemson	39-17
18. Mississippi State	34-22
19. Michigan	42-13
20. Auburn	34-22
21. St. John's	40-9
22. Nebraska	34-18
23. UCF	38-18
24. Oklahoma	34-20
25. Houston	36-19

D1Baseball.com

Week 14 (May 22)

1. Oregon State	45-4
2. North Carolina	44-11
3. Texas Tech	42-13
4. Florida	40-15
5. Louisville	46-9
6. TCU	39-14
7. LSU	39-17
8. Kentucky	38-18
9. Long Beach State	35-16
10. Stanford	37-14
11. Southern Miss	44-12
12. Virginia	41-13
13. Arkansas	39-15
14. Wake Forest	38-17
15. Arizona	36-17
16. Michigan	42-13
17. Cal State Fullerton	33-19
18. Clemson	39-17
19. Mississippi State	34-22
20. St. John's	40-9
21. Nebraska	34-18
22. Missouri State	37-15
23. Oklahoma	34-20
24. UCF	38-18
25. Houston	36-19

Perfect Game

Week 14 (May 22)

1. Oregon State	45-4
2. North Carolina	44-11
3. Texas Tech	42-13
4. Florida	40-15
5. Louisville	46-9
6. Virginia	41-13
7. LSU	39-17
8. TCU	39-14
9. Kentucky	38-18
10. Long Beach State	35-16-1
11. Stanford	37-14
12. Arkansas	39-15
13. Cal State Fullerton	33-19
14. Clemson	39-17
15. Michigan	42-13
16. Southern Miss	44-12
17. Houston	36-19
18. Wake Forest	38-17
19. Mississippi State	34-22
20. Arizona	36-17
21. UCF	38-18
22. USF	40-15
23. Missouri State	37-15
24. Auburn	34-22
25. St. John's	40-9

USA Today/ESPN

Week 14 (May 22)

1. Oregon State (31)	45-4
2. North Carolina	44-11
3. Texas Tech	42-13
4. Florida	40-15
5. Louisville	46-9
6. LSU	39-17
7. TCU	39-14
8. Stanford	37-14
9. Kentucky	38-18
10. Virginia	41-13
11. Long Beach State	35-16-1
12. Southern Miss	44-12
13. Arkansas	39-15
14. Clemson	39-17
15. Michigan	42-13
16. Wake Forest	38-17
17. Arizona	36-17
18. Cal State Fullerton	33-19
19. Mississippi State	34-22
20. St. John's	40-9
21. Missouri State	37-15
22. UCF	38-18
23. Nebraska	34-18-1
24. Auburn	34-22
25. Texas A&M	36-20

Collegiate Baseball

Week 14 (May 22)

1. Oregon State	45-4
2. Florida	40-15
3. LSU	39-17
4. Louisville	46-9
5. North Carolina	44-11
6. Texas Tech	42-13
7. TCU	39-14
8. Stanford	37-14
9. Long Beach State	35-16-1
10. Kentucky	38-18
11. Virginia	41-13
12. Missouri State	37-15
13. Arkansas	39-15
14. Southern Miss	44-12
15. Arizona	36-17
16. Wake Forest	38-17
17. Clemson	39-17
18. Coastal Carolina	37-18-1
19. Kent State	35-16
20. St. John's	40-9
21. Mississippi State	34-22
22. Gonzaga	31-17
23. Nebraska	34-18-1
24. Michigan	42-13
25. Cal State Fullerton	33-19
26. South Alabama	36-19
27. Loyola Marymount	37-16
28. Baylor	34-19
29. Dallas Baptist	36-19
30. UCLA	28-23

NCBWA

Week 14 (May 22)

1. Oregon State	45-4
2. North Carolina	44-11
3. Florida	40-15
4. Texas Tech	42-13
5. Louisville	46-9
6. LSU	39-17
7. TCU	39-14
8. Kentucky	38-18
9. Virginia	41-13
10. Long Beach State	35-16-1
11. Stanford	37-14
12. Arkansas	39-15
13. Southern Miss	44-12
14. Arizona	36-17
15. Clemson	39-17
16. Cal State Fullerton	33-19
17. Wake Forest	38-17
18. Michigan	42-13
19. St. John's	40-9
20. Mississippi State	34-22
21. Missouri State	37-15
22. Houston	36-19
23. Nebraska	34-18-1
24. Oklahoma	34-20
25. UCF	38-18
26. Auburn	34-22
27. Florida State	35-20
28. Texas A&M	36-20
29. Coastal Carolina	37-18
30. Baylor	34-19

Arkansas Week-By-Week in the Polls

	BA	D1	PG	USA TODAY	CB	NCBWA
Preseason	NR	NR	NR	NR	NR	NR
Week 1	NR	NR	NR	NR	NR	NR
Week 2	NR	24	NR	NR	NR	20
Week 3	NR	NR	NR	NR	NR	30
Week 4	NR	NR	NR	NR	NR	NR
Week 5	NR	NR	24	RV	29	28
Week 6	21	20	20	20	17	20
Week 7	16	15	10	15	14	15
Week 8	19	15	13	15	11	13
Week 9	16	14	11	14	9	10
Week 10	16	15	14	14	10	12
Week 11	18	18	16	15	17	14
Week 12	18	18	15	16	15	17
Week 13	16	17	14	16	15	16
Week 14	13	13	12	13	13	12
Week 15	--	--	--	--	--	--
Final	--	--	--	--	--	--

BA - Baseball America

ESPN - USA Today/ESPN

CB - Collegiate Baseball

NCBWA - National Collegiate Baseball Writers Association

PG - Perfect Game

D1 - D1Baseball.com

Head Coach Dave Van Horn



PERSONAL

Born: Sept. 17, 1960
 Hometown: Kansas City, Mo.
 Alma Mater: Arkansas (1988)
 Masters of Science: East Texas State Univ. (1992)
 Wife: Karen
 Children: Hollan, Mariel
 Named Head Coach at Arkansas: June 21, 2002

PLAYING HISTORY

1982-1984 Atlanta Braves Organization
 1982 MLB Draft: 10th Rd (Braves)
 1982 Arkansas
 1980-1981 McLennan (Texas) CC

COACHING HONORS

2004 SEC Coach of the Year
 2001 Baseball America National Coach of the Year
 2001 BIG 12 Coach of the Year
 2001 ABCA Midwest Region Coach of the Year
 2000 ABCA Midwest Region Coach of the Year
 1997 Southland Coach of the Year
 1995 Southland Coach of the Year
 1994 NCAA Division II Coach of the Year
 1994 ABCA Central Region Coach of the Year

HALL OF FAME

2013 Inducted into Winnetonka HS HOF
 2012 Inducted into Ban Johnson League HOF
 2001 Inducted into Central Missouri State HOF

After finishing his 14th season at the helm of the Arkansas baseball program in 2015-16, head coach Dave Van Horn continues to elevate the Razorbacks to one of the nation's premier teams year in and year out. Over his 14 seasons as head Hog, Van Horn has led Arkansas to four College World Series appearances, 13 NCAA Tournament berths, one Southeastern Conference overall title, three SEC Western Division championships and a total of 550 wins.

The highly decorated coach has both individual and team honors throughout his 27-year coaching resume, beginning at Texarkana (Texas) Community College all the way through the present. Individually, he has been named national coach of the year twice, regional coach of the year twice and conference coach of the year four times. His teams have made six College World Series appearances, won five outright conference championships, a Division II National Championship and made 17 appearances in the NCAA Tournament. Van Horn is one of only 11 coaches in NCAA history to lead two programs to the College World Series.

Since joining the Razorbacks as head coach, Van Horn has led his teams to an SEC Championship, three SEC Western Division titles, 14 NCAA Tournament berths and four College World Series appearances. His players have earned 17 All-America honors, 24 All-SEC nods, 104 SEC Academic Honor Roll spots and 11 Capital One Academic All-District accolades. Not resting on his laurels, Van Horn has kept his competitive juices flowing as he seeks to bring a national championship to his alma mater.

With Van Horn's success over the years, fans have also flocked to Baum Stadium and last year was no different. In 2016, Arkansas finished fourth in the nation in average attendance (7,815) and fifth in total attendance (265,718). It's the fourth straight year that Arkansas has finished in the top-five nationally in attendance, while boasting one of the best stadiums in college baseball.

DVH AGAINST 2017 OPPONENTS				
	W/L	Home	Away	Neutral
Alabama	27-23	14-7	11-13	2-3
Alcorn State	3-0	3-0	--	--
Arizona	0-2	--	--	0-2
Auburn	25-20	12-9	13-11	--
Bryant	4-1	3-0	--	1-1
Georgia	20-13	12-6	8-6	0-1
Grambling State	5-0	5-0	--	--
Grand Canyon	2-0	2-0	--	--
Kansas State	13-7	7-0	4-7	2-0
Louisiana Monroe	4-1	3-1	--	1-0
Louisiana State (LSU)	17-36	9-15	7-14	1-7
Louisiana Tech	15-4	6-1	6-3	3-0
Memphis	7-1	2-0	3-0	2-1
Miami (Ohio)	4-0	3-0	--	1-0
Mississippi State	24-23	13-11	10-11	1-1
Missouri	9-3	4-2	5-1	0-0
Missouri State	16-7	9-5	7-2	--
Nebraska	4-5	2-2	1-3	1-0
New Orleans	3-0	3-0	--	--
Oklahoma State	5-5	2-3	2-1	1-1
Ole Miss	21-32	9-15	8-13	4-4
Rhode Island	2-1	2-1	--	--
Tennessee	21-13	9-5	10-7	2-1
Texas A&M	11-9	5-4	5-5	1-0
Texas Tech	2-0	--	--	2-0
Vanderbilt	16-20	12-8	6-8	0-4

VAN HORN'S CAREER NUMBERS

Year	School	Record	Pct.	Conf.	Place	Tourn.	NCAA
1989	Texarkana CC	39-18	.684	NA	NA	NA	--
1990	Texarkana CC	44-14	.759	NA	NA	NA	--
1991	Texarkana CC	45-12	.789	NA	NA	NA	--
1992	Texarkana CC	48-10	.827	NA	1st	NA	--
1993	Texarkana CC	38-18	.678	NA	NA	NA	--
	<i>Totals</i>	<i>214-72</i>	<i>.748</i>	--	--	--	--
1994	Central Missouri State	51-11	.823	15-1	1st (Div.)	1st (4-1)	NCAA DII Champs
	<i>Totals</i>	<i>51-11</i>	<i>.823</i>	<i>15-1</i>	--	<i>1 (4-1)</i>	--
1995	Northwestern State	37-15	.711	19-5	1st	DNP (0-2)	--
1996	Northwestern State	34-27	.557	14-16	2nd (Div.)	2nd (3-2)	--
1997	Northwestern State	35-23	.603	19-9	1st	DNP (0-2)	--
	<i>Totals</i>	<i>106-65</i>	<i>.620</i>	<i>52-30</i>	--	<i>3 (3-6)</i>	--
1998	Nebraska	24-20	.545	10-13	7th	DNQ	DNQ
1999	Nebraska	42-18	.700	16-9	5th	1st (4-0)	NCAA (1-2)
2000	Nebraska	51-17	.750	21-9	2nd	1st (5-1)	NCAA (4-2)
2001	Nebraska	50-16	.758	20-8	1st	1st (4-0)	CWS (5-2)
2002	Nebraska	47-21	.691	16-11	2nd	2nd (3-1)	CWS (5-3)
	<i>Totals</i>	<i>214-92</i>	<i>.699</i>	<i>67-39</i>	--	<i>4 (16-2)</i>	<i>4 (15-9)</i>
2003	Arkansas	35-22	.612	14-16	6th West	T-7th (0-2)	NCAA (1-2)
2004	Arkansas	45-24	.652	19-11	T-1st Overall	4th (2-2)	CWS (6-3)
2005	Arkansas	39-22	.636	13-17	T-5th West	T-7th (0-2)	NCAA (2-2)
2006	Arkansas	39-21	.650	18-12	2nd West	T-7th (0-2)	NCAA (1-2)
2007	Arkansas	43-21	.672	18-12	1st West	2nd (3-1)	NCAA (2-2)
2008	Arkansas	34-24	.586	14-15	4th West	DNQ	NCAA (0-2)
2009	Arkansas	41-24	.631	14-15	4th West	4th (2-2)	CWS (7-2)
2010	Arkansas	43-21	.672	18-12	2nd West	T-7th (0-2)	NCAA (3-3)
2011	Arkansas	40-22	.645	15-15	1st West	T-3rd (2-2)	NCAA (2-2)
2012	Arkansas	46-22	.676	16-14	T-2nd West	T-9th (0-2)	CWS (7-3)
2013	Arkansas	39-22	.639	18-11	2nd West	T-3rd (2-1)	NCAA (2-2)
2014	Arkansas	40-25	.615	16-14	4th West	T-3rd (3-2)	NCAA (2-2)
2015	Arkansas	40-25	.615	17-12	3rd West	T-5th (2-2)	CWS (5-3)
2016	Arkansas	26-29	.473	7-23	7th West	DNQ	DNQ
2017	Arkansas	39-15	.722	18-11	2nd West	--	--
	<i>Totals</i>	<i>589-339</i>	<i>.635</i>	<i>235-210</i>	--	<i>12 (16-22)</i>	<i>13 (40-30)</i>
	<i>Career Totals</i>	<i>1174-579</i>	<i>.670</i>	<i>369-280</i>	--	<i>39-31 (.557)</i>	<i>55-39 (.585)</i>

Numerical Roster

No.	Player	Pos.	B/T	Yr.	Ht.	Wt.	Hometown/Previous School
3	Jared Gates	INF	L/R	Jr	6-0	190	Wichita, Kan. / Wichita Northwest HS / Iowa West. CC
4	Matt Burch	INF	L/R	Fr	5-8	175	Gurnee, Ill. / Warren Township HS
5	Cody Scroggins	RHP	R/R	So	6-0	185	Bentonville, Ark. / Bentonville HS
6	Hunter Wilson	INF	L/R	Jr	5-10	170	Spiro, Okla. / Spiro HS / Stephen F. Austin / Eastern Ok. St. JC
7	Jack Kenley	INF	L/R	Fr	6-0	180	Germantown, Tenn. / Houston HS
8	Eric Cole	OF	S/R	So	5-11	195	Southlake, Texas / Southlake Carroll HS
9	Jax Biggers	INF	L/R	So	5-11	175	Missouri City, Texas / Ridge Point HS / Cisco JC
10	Josh Alberius	RHP	R/R	R-Sr	5-11	180	Little Rock, Ark. / Little Rock Christian Academy
13	Jordan McFarland	INF/OF	R/R	Fr	6-3	220	Waterloo, Ill. / Waterloo HS
15	Jake Arledge	OF	R/R	Sr	5-9	180	Huntington Beach, Calif. / Panola JC
16	Blaine Knight	RHP	R/R	So	6-3	165	Bryant, Ark. / Bryant HS
17	Luke Bonfield	OF	R/R	Jr	6-3	215	Skillman, N.J. / IMG Academy
18	Anthony Dahl	RHP	R/R	So	6-4	200	Angleton, Texas / Brazoswood HS
20	Carson Shaddy	3B/C/OF	R/R	R-Jr	5-11	185	Fayetteville, Ark. / Fayetteville HS
21	Kacey Murphy	LHP	L/L	So	6-0	190	Rogers, Ark. / Rogers Heritage HS
24	Chad Spanberger	INF/OF	L/R	Jr	6-3	240	Granite City, Ill. / Granite City HS
25	Dominic Taccolini	RHP	R/R	Sr	6-3	220	Sugar Land, Texas / Kempner HS
27	Evan Lee	LHP/OF	R/L	Fr	6-2	190	Bryant, Ark. / Bryant HS
28	Dominic Fletcher	OF	L/L	Fr	5-9	175	Cypress, Calif. / Cypress HS
29	Angus Denton	RHP	R/R	Fr	5-11	160	Beebe, Ark. / Beebe HS
30	Brenden Heiss	RHP	R/R	Fr	6-1	190	Algonquin, Ill. / Jacobs HS
32	Matt Cronin	LHP	L/L	Fr	6-2	190	Navarre, Fla. / Navarre HS
33	Grant Koch	C	R/R	So	6-0	195	Fayetteville, Ark. / Fayetteville HS
34	Jake Reindl	RHP	R/R	So	6-1	200	Fayetteville Ark. / Shiloh Christian
35	Jacob Kostyshock	RHP	R/R	Fr	6-4	175	O'Fallon, Mo. / Francis Howell HS
36	Cannon Chadwick	RHP	R/R	Sr	6-0	195	Paris, Texas / Paris Junior College
37	Weston Rogers	LHP	L/L	So	6-4	215	Springdale, Ark. / Har-Ber HS
39	Dylan Thompson	LHP	L/L	Fr	6-3	195	Little Rock, Ark. / Catholic HS
42	Jaxon Williams	INF	R/R	Fr	5-8	165	Rosenberg, Texas / B.F. Terry HS
44	Alex Gosser	C	L/R	Sr	6-0	215	North Little Rock, Ark. / North Little Rock HS
45	Kevin Kopps	RHP	R/R	R-Fr	6-0	195	Sugar Land, Texas / George Ranch HS
46	Barrett Loseke	RHP	R/R	So	6-0	180	Tulsa, Okla. / Jenks HS
48	Trevor Stephan	RHP	R/R	Jr	6-5	225	Magnolia, Texas / Magnolia West HS / Hill College
51	Lucas Krull	LHP	L/L	Fr	6-7	242	Shawnee, Kan. / Mill Valley HS
55	Isaiah Campbell	RHP	R/R	So	6-4	220	Olathe, Kan. / Olathe South HS

Coaches and Support Staff

Head Coach:	2 Dave Van Horn, 15th Season (Arkansas, 1988)
Assistant Coach:	22 Tony Vitello, 4th Season (Missouri, 2002)
Assistant Coach:	40 Wes Johnson 1st Season (Arkansas-Monticello 1994)
Volunteer Assistant Coach:	14 Josh Elander, 1st Season (TCU, 2016)
Student Asst. Coaches:	1 Rick Nomura, 1st Season; 41 Cullen Gassaway, 1st Season
Director of Operations:	Clay Goodwin, 10th Season (Arkansas, 2005)
Athletic Trainer:	Corey Wood (East Carolina, 2008)
Strength & Conditioning Managers:	Mike Strouhal (University of Saint Mary, 2003) Michael McCann, Hayden Sutton, Zach Barr, Cale Petrie

Pronunciation Guide

Josh Alberius	al-BEER-ee-us	Carson Shaddy	shad-EE
Grant Koch	Cook	Trevor Stephan	STEF-fin
Brenden Heiss	HIGH-sss	Dominic Taccolini	Dom-i-nick Tac-0-Lee-nee
Jacob Kostyshock	COST-ee-shock	Josh Elander	EE-Lander
Barrett Loseke	LOW-ski	Tony Vitello	VIE-tell-oh
Rick Nomura	NO-mura		
Jake Reindl	RINE-dull		

2017 Overall Statistics



2017 Arkansas Baseball Overall Statistics for Arkansas (as of May 20, 2017) (All games Sorted by Batting avg)



Record: 39-15 Home: 27-6 Away: 10-7 Neutral: 2-2 SEC: 18-11

Player	avg	gp-gs	ab	r	h	2b	3b	hr	rbi	tb	slg%	bb	hp	so	gdp	ob%	sf	sh	sb-att	po	a	e	fld%	
9 Jax Biggers	.335	53-52	176	41	59	12	1	4	27	85	.483	24	3	27	1	.420	2	4	3-4	68	135	6	.971	
17 Luke Bonfield	.303	54-54	211	34	64	9	1	8	43	99	.469	22	2	34	5	.365	6	1	1-3	54	0	1	.982	
15 Jake Arledge	.297	50-49	182	42	54	4	1	3	25	69	.379	27	8	44	1	.408	1	6	7-10	102	5	0	1.000	
24 Chad Spanberger	.294	50-48	201	42	59	9	1	14	54	112	.557	16	7	55	4	.363	2	1	1-1	301	26	7	.979	
20 Carson Shaddy	.293	52-52	188	41	55	9	2	8	39	92	.489	20	11	53	0	.387	3	0	6-10	92	114	15	.932	
28 Dominic Fletcher	.292	49-46	178	38	52	3	1	10	30	87	.489	14	6	28	2	.358	3	3	1-2	107	2	2	.982	
33 Grant Koch	.287	53-53	202	35	58	12	1	13	40	111	.550	27	2	38	4	.377	0	0	1-2	417	43	1	.998	
8 Eric Cole	.258	45-41	163	24	42	9	0	3	15	60	.368	15	2	19	3	.328	0	3	2-3	40	0	0	1.000	

27 Evan Lee	.325	14-8	40	12	13	2	0	0	7	15	.375	7	1	7	0	.438	0	0	1-1	3	1	0	1.000	
6 Hunter Wilson	.310	14-10	29	3	9	0	0	0	6	9	.310	3	1	2	0	.394	0	1	0-1	4	16	0	1.000	
44 Alex Gosser	.280	14-6	25	5	7	1	0	1	4	11	.440	2	0	2	1	.310	2	0	0-0	79	2	0	1.000	
13 Jordan McFarland	.271	27-19	70	14	19	0	0	2	10	25	.357	9	1	21	0	.358	1	0	1-1	112	5	2	.983	
42 Jaxon Williams	.250	22-10	48	7	12	2	1	0	14	16	.333	7	0	19	1	.339	1	0	0-0	21	29	3	.943	
3 Jared Gates	.232	29-28	99	13	23	2	0	4	10	37	.374	8	4	26	2	.315	0	1	0-0	13	33	1	.979	
4 Matt Burch	.161	16-7	31	1	5	2	0	0	0	7	.226	2	0	7	0	.212	0	0	0-0	1	6	0	1.000	
7 Jack Kenley	.000	28-3	19	3	0	0	0	0	0	0	.000	2	3	9	1	.208	0	2	0-1	2	19	0	1.000	
36 Cannon Chadwick	.000	2-0	0	1	0	0	0	0	0	0	.000	1	0	0	0	1.000	0	0	0-0	2	5	1	.875	
10 Josh Alberius	.000	2-0	0	0	0	0	0	0	0	0	.000	0	0	0	0	.000	0	0	0-0	1	7	0	1.000	
Totals	.285	54	1862	356	531	76	9	70	324	835	.448	206	51	391	25	.368	21	22	24-39	1437	492	44	.978	
Opponents	.238	54	1791	223	426	78	4	46	205	650	.363	172	47	518	35	.319	12	20	26-41	1381	480	68	.965	

LOB - Team (432), Opp (383). DPs turned - Team (39), Opp (29). CI - Team (1), G. Koch 1, Opp (7). IBB - Team (7), D. Fletcher 2, L. Bonfield 2, J. Arledge 1, C. Shaddy 1, C Spanberger 1, Opp (1). Picked off - C. Shaddy 1, L. Bonfield 1, J. Arledge 1.

(All games Sorted by Earned run avg)

Player	era	w-l	app	gs	cg	sho	sv	ip	h	r	er	bb	so	2b	3b	hr	b/avg	wp	hp	bk	sfa	sha
16 Blaine Knight	3.23	7-4	14	14	0	0/2	0	78.0	66	29	28	16	79	14	0	8	.225	4	3	3	1	2
48 Trevor Stephan	3.24	5-3	14	14	1	1/0	0	77.2	61	34	28	15	103	9	1	7	.210	3	10	0	3	4

32 Matt Cronin	1.35	2-0	10	0	0	0/0	0	13.1	8	2	2	6	21	1	0	1	.178	0	1	0	0	2
34 Jake Reindl	2.32	3-1	19	0	0	0/1	2	42.2	35	13	11	14	43	10	1	1	.226	4	2	0	1	2
45 Kevin Kopps	3.02	3-0	18	3	0	0/1	2	41.2	36	14	14	18	36	6	0	3	.240	4	3	0	0	1
36 Cannon Chadwick	3.16	4-2	21	0	0	0/1	2	31.1	21	16	11	11	38	4	1	1	.186	7	9	1	2	2
30 Brenden Heiss	3.60	0-0	4	0	0	0/0	0	5.0	3	2	2	3	3	0	0	1	.188	0	1	0	0	0
27 Evan Lee	3.86	0-0	12	1	0	0/0	1	14.0	12	7	6	5	14	3	0	4	.218	2	1	0	0	1
5 Cody Scroggins	3.86	0-0	3	0	0	0/0	0	2.1	3	1	1	1	1	0	1	0	.273	1	1	0	0	0
21 Kacey Murphy	4.13	4-0	15	7	0	0/1	0	32.2	35	15	15	15	45	5	0	5	.282	0	2	0	1	0
46 Barrett Loseke	4.32	3-0	14	2	0	0/0	0	25.0	21	12	12	16	27	3	0	2	.231	3	4	0	0	3
25 Dominic Taccolini	5.01	4-1	15	4	0	0/0	2	41.1	38	24	23	21	38	5	0	3	.248	6	5	0	3	1
10 Josh Alberius	5.09	2-4	18	9	0	0/1	2	46.0	56	30	26	14	40	9	0	6	.308	0	2	0	1	1
29 Angus Denton	5.23	0-0	8	0	0	0/0	0	10.1	10	6	6	3	10	3	0	3	.244	0	1	0	0	0
35 Jacob Kostyshock	6.75	1-0	6	0	0	0/0	0	5.1	6	4	4	6	6	0	0	0	.286	1	2	0	0	1
37 Weston Rogers	7.71	1-0	11	0	0	0/0	0	11.2	12	11	10	7	13	5	0	1	.261	2	0	0	0	0
55 Isaiah Campbell	40.50	0-0	1	0	0	0/0	0	0.2	3	3	3	1	1	1	0	0	.600	1	0	0	0	0
Totals	3.80	39-15	54	54	1	4/3	11	479.0	426	223	202	172	518	78	4	46	.238	38	47	4	12	20
Opponents	6.10	15-39	54	54	2	3/2	9	460.1	531	356	312	206	391	76	9	70	.285	60	51	7	21	22

PB - Team (5), G. Koch 4, A. Gosser 1, Opp (18). Pickoffs - Team (10), J. Alberius 3, B. Knight 2, K. Murphy 2, C. Chadwick 1, K. Kopps 1, G. Koch 1, Opp (3). SBA/ATT - G. Koch (21-35), T. Stephan (10-11), J. Alberius (2-5), B. Knight (3-5), A. Gosser (4-4), D. Taccolini (2-4), K. Murphy (2-4), W. Rogers (3-3), J. Reindl (1-3), K. Kopps (1-2), C. Chadwick (0-2), B. Loseke (1-1), C. Shaddy (1-1), E. Lee (1-1).





2017 Arkansas Baseball Conference statistics for Arkansas (as of May 20, 2017) (SEC games only Sorted by Batting avg)



Record: 18-11 Home: 10-5 Away: 8-6 SEC: 18-11

Player	avg	gp-gs	ab	r	h	2b	3b	hr	rbi	tb	slg%	bb	hp	so	gdp	ob%	sf	sh	sb-att	po	a	e	fld%	
9 Jax Biggers	.340	29-29	97	21	33	7	0	2	13	46	.474	11	1	16	0	.405	2	1	1-2	41	76	5	.959	
8 Eric Cole	.315	25-24	92	12	29	8	0	1	9	40	.435	9	1	6	1	.382	0	2	1-2	22	0	0	1.000	
17 Luke Bonfield	.304	29-29	115	14	35	4	0	5	19	54	.470	10	2	18	3	.367	1	1	1-2	33	0	1	.971	
24 Chad Spanberger	.304	29-29	125	24	38	5	0	11	36	76	.608	8	1	35	1	.348	1	1	1-1	191	18	4	.981	
20 Carson Shaddy	.288	29-29	111	17	32	5	1	4	20	51	.459	5	3	29	0	.331	2	0	1-3	47	70	8	.936	
28 Dominic Fletcher	.284	28-27	102	15	29	0	0	5	12	44	.431	4	4	16	2	.330	2	3	0-1	73	1	1	.987	
33 Grant Koch	.270	29-29	111	16	30	3	0	7	15	54	.486	12	1	24	4	.347	0	0	0-0	246	22	0	1.000	
15 Jake Arledge	.243	28-28	107	19	26	2	1	0	9	30	.280	12	5	28	0	.347	0	3	3-4	61	0	0	1.000	
3 Jared Gates	.233	22-21	73	10	17	1	0	3	6	27	.370	3	2	20	1	.282	0	1	0-0	10	27	1	.974	

13 Jordan McFarland	.238	11-5	21	3	5	0	0	0	1	5	.238	1	0	8	0	.273	0	0	0-0	20	0	2	.909	
42 Jaxon Williams	.231	6-2	13	0	3	0	0	0	1	3	.231	2	0	6	0	.333	0	0	0-0	2	4	0	1.000	
27 Evan Lee	.222	6-2	9	3	2	0	0	0	0	2	.222	5	0	1	0	.500	0	0	0-0	0	0	0	.000	
44 Alex Gosser	.200	4-1	5	1	1	0	0	1	1	4	.800	1	0	1	0	.333	0	0	0-0	7	0	0	1.000	
4 Matt Burch	.000	7-4	13	0	0	0	0	0	0	0	.000	0	0	4	0	.000	0	0	0-0	0	0	0	.000	
7 Jack Kenley	.000	18-2	12	1	0	0	0	0	0	0	.000	0	1	7	0	.077	0	2	0-0	1	11	0	1.000	
36 Cannon Chadwick	.000	1-0	0	0	0	0	0	0	0	0	.000	0	0	0	0	.000	0	0	0-0	2	2	0	1.000	
Totals	.278	29	1006	156	280	35	2	39	142	436	.433	83	21	219	12	.343	8	14	8-15	765	258	23	.978	
Opponents	.251	29	964	132	242	48	1	30	119	382	.396	91	27	256	23	.330	8	9	18-26	755	277	27	.975	

LOB - Team (224), Opp (202). DPs turned - Team (26), Opp (15). CI - Team (0), Opp (3). IBB - Team (5), J. Arledge 1, D. Fletcher 1, C Spanberger 1, C. Shaddy 1, L. Bonfield 1. Picked off - L. Bonfield 1, J. Arledge 1.

(SEC games only Sorted by Earned run avg)

Player	era	w-l	app	gs	cg	sho	sv	ip	h	r	er	bb	so	2b	3b	hr	b/avg	wp	hp	bk	sfa	sha
34 Jake Reindl	0.93	3-1	10	0	0	0/0	2	29.0	19	5	3	9	34	7	0	0	.188	2	1	0	1	2
16 Blaine Knight	3.38	6-3	10	10	0	0/1	0	58.2	48	22	22	15	56	9	0	7	.219	4	2	3	1	1
48 Trevor Stephan	4.36	2-3	10	10	1	1/0	0	53.2	51	29	26	8	71	8	1	6	.246	2	9	0	1	3

32 Matt Cronin	0.00	0-0	2	0	0	0/0	0	1.1	1	0	0	1	1	0	0	0	.333	0	1	0	0	1
35 Jacob Kostyshock	0.00	0-0	1	0	0	0/0	0	0.0	0	0	0	2	0	0	0	0		0	0	0	0	0
45 Kevin Kopps	3.24	2-0	10	0	0	0/1	1	25.0	25	9	9	10	22	4	0	1	.272	3	2	0	0	0
36 Cannon Chadwick	4.42	2-2	12	0	0	0/0	2	18.1	10	12	9	9	21	2	0	0	.154	5	7	1	1	0
25 Dominic Taccolini	4.44	1-1	8	2	0	0/0	2	24.1	20	13	12	13	16	3	0	3	.230	3	2	0	2	0
27 Evan Lee	4.91	0-0	5	0	0	0/0	1	3.2	3	2	2	1	3	2	0	1	.214	0	0	0	0	0
46 Barrett Loseke	5.40	0-0	5	0	0	0/0	0	3.1	7	2	2	3	3	1	0	0	.412	2	0	0	0	1
10 Josh Alberius	6.38	2-1	9	6	0	0/0	0	24.0	37	18	17	8	16	6	0	5	.363	0	1	0	1	1
29 Angus Denton	7.94	0-0	1	0	0	0/0	0	5.2	7	5	5	2	5	3	0	2	.292	0	0	0	0	0
21 Kacey Murphy	13.50	0-0	6	1	0	0/0	0	6.2	12	10	10	6	6	2	0	4	.429	0	2	0	1	0
37 Weston Rogers	33.75	0-0	2	0	0	0/0	0	1.1	2	5	5	4	2	1	0	1	.400	1	0	0	0	0
Totals	4.31	18-11	29	29	1	2/1	8	255.0	242	132	122	91	256	48	1	30	.251	22	27	4	8	9
Opponents	4.97	11-18	29	29	2	1/0	5	251.2	280	156	139	83	219	35	2	39	.278	32	21	2	8	14

PB - Team (4), G. Koch 3, A. Gosser 1, Opp (9). Pickoffs - Team (5), J. Alberius 2, K. Murphy 1, B. Knight 1, G. Koch 1, Opp (2). SBA/ATT - G. Koch (18-26), T. Stephan (9-10), B. Knight (3-5), D. Taccolini (1-3), J. Alberius (2-3), J. Reindl (1-2),





2017 Arkansas Baseball Miscellaneous Stats for Arkansas (as of May 20, 2017) (All games)

Starting Lineup By Position (Team W-L record when starter)

PITCHER:		
16 Blaine Knight	14	(9-5)
48 Trevor Stephan	14	(10-4)
10 Josh Alberius	9	(4-5)
21 Kacey Murphy	7	(7-0)
25 Dominic Taccolini	4	(3-1)
45 Kevin Kopps	3	(3-0)
46 Barrett Loseke	2	(2-0)
27 Evan Lee	1	(1-0)
CATCHER:		
33 Grant Koch	49	(34-15)
44 Alex Gosser	5	(5-0)
FIRST BASE:		
24 Chad Spanberger	38	(26-12)
13 Jordan McFarland	16	(13-3)
SECOND BASE:		
20 Carson Shaddy	46	(33-13)
42 Jaxon Williams	8	(6-2)
THIRD BASE:		
3 Jared Gates	28	(19-9)
6 Hunter Wilson	9	(7-2)
24 Chad Spanberger	7	(6-1)
20 Carson Shaddy	5	(3-2)
4 Matt Burch	3	(3-0)
7 Jack Kenley	2	(1-1)
SHORTSTOP:		
9 Jax Biggers	52	(37-15)
7 Jack Kenley	1	(1-0)
6 Hunter Wilson	1	(1-0)
LEFT FIELD:		
17 Luke Bonfield	36	(27-9)
15 Jake Arledge	17	(11-6)
8 Eric Cole	1	(1-0)
CENTER FIELD:		
28 Dominic Fletcher	46	(32-14)
15 Jake Arledge	7	(6-1)
8 Eric Cole	1	(1-0)
RIGHT FIELD:		
8 Eric Cole	25	(18-7)
15 Jake Arledge	25	(17-8)
24 Chad Spanberger	3	(3-0)
27 Evan Lee	1	(1-0)
DESIGNATED HITTER:		
17 Luke Bonfield	18	(12-6)
8 Eric Cole	14	(10-4)
27 Evan Lee	7	(6-1)
4 Matt Burch	4	(3-1)
33 Grant Koch	4	(4-0)
13 Jordan McFarland	3	(2-1)
42 Jaxon Williams	2	(1-1)
44 Alex Gosser	1	(0-1)
20 Carson Shaddy	1	(1-0)

Starting Lineup By Lineup Spot (Team W-L record when starter)

LEADOFF:		
15 Jake Arledge	41	(28-13)
8 Eric Cole	11	(9-2)
27 Evan Lee	1	(1-0)
24 Chad Spanberger	1	(1-0)
2ND SPOT:		
24 Chad Spanberger	41	(29-12)
8 Eric Cole	5	(3-2)
15 Jake Arledge	3	(2-1)
9 Jax Biggers	2	(2-0)
27 Evan Lee	2	(2-0)
17 Luke Bonfield	1	(1-0)
3RD SPOT:		
17 Luke Bonfield	53	(38-15)
33 Grant Koch	1	(1-0)
CLEANUP:		
33 Grant Koch	49	(36-13)
3 Jared Gates	3	(2-1)
20 Carson Shaddy	1	(0-1)
28 Dominic Fletcher	1	(1-0)
5TH SPOT:		
28 Dominic Fletcher	28	(19-9)
3 Jared Gates	11	(6-5)
20 Carson Shaddy	9	(9-0)
8 Eric Cole	2	(2-0)
33 Grant Koch	2	(1-1)
13 Jordan McFarland	1	(1-0)
27 Evan Lee	1	(1-0)
6TH SPOT:		
20 Carson Shaddy	40	(27-13)
8 Eric Cole	5	(3-2)
3 Jared Gates	5	(5-0)
28 Dominic Fletcher	2	(2-0)
13 Jordan McFarland	1	(1-0)
4 Matt Burch	1	(1-0)
7TH SPOT:		
8 Eric Cole	13	(10-3)
13 Jordan McFarland	8	(7-1)
3 Jared Gates	5	(3-2)
24 Chad Spanberger	5	(4-1)
28 Dominic Fletcher	4	(3-1)
4 Matt Burch	4	(3-1)
44 Alex Gosser	3	(2-1)
9 Jax Biggers	3	(2-1)
42 Jaxon Williams	3	(2-1)
27 Evan Lee	2	(1-1)
20 Carson Shaddy	2	(1-1)
15 Jake Arledge	1	(1-0)
33 Grant Koch	1	(0-1)
8TH SPOT:		
28 Dominic Fletcher	11	(7-4)
13 Jordan McFarland	9	(6-3)
9 Jax Biggers	8	(7-1)
42 Jaxon Williams	5	(3-2)
8 Eric Cole	5	(3-2)
3 Jared Gates	4	(3-1)
15 Jake Arledge	4	(3-1)
44 Alex Gosser	3	(3-0)
27 Evan Lee	2	(2-0)
24 Chad Spanberger	1	(1-0)
4 Matt Burch	1	(1-0)
7 Jack Kenley	1	(0-1)
9TH SPOT:		
9 Jax Biggers	39	(26-13)





2017 Arkansas Baseball Games Summary for Arkansas (as of May 20, 2017) (All games)



Score by innings	1	2	3	4	5	6	7	8	9	EX	Total
Arkansas	31	52	58	29	59	46	42	20	15	4	356
Opponents	29	34	31	11	20	24	24	30	20	0	223

Record when ...

Overall	39-15	After 6 leading	34-1
Conference	18-11 trailing	5-14
Non-Conference	21-4 tied	0-0
Home games	27-6	After 7 leading	32-1
Away games	10-7 trailing	1-14
Neutral site	2-2 tied	5-0
Day games	22-8	After 8 leading	34-1
Night games	17-7 trailing	0-14
vs Left starter	12-5 tied	4-0
vs Right starter	27-10		
1-Run games	7-2	Hit 0 home runs	7-8
2-Run games	4-2	... 1 home run	14-6
5+Run games	20-6	... 2+ home runs	18-1
Extra innings	3-0		
Shutouts	4-3	Opponent 0 home runs	18-7
	 1 home run	14-2
Scoring 0-2 runs	2-10 2+ HRs	7-6
..... 3-5 runs	9-3		
..... 6-9 runs	14-2	Made 0 errors	18-5
..... 10+ runs	14-0 1 error	15-6
	 2+ errors	6-4
Opponent 0-2 runs	18-1		
..... 3-5 runs	15-6	Opp. made 0 errors	10-10
..... 6-9 runs	5-5 1 error	10-3
..... 10+ runs	1-3 2+ errors	19-2
Scored in 1st inning	12-2	Out-hit opponent	30-1
Opp. scored in 1st	10-5	Out-hit by opponent	6-13
Scores first	25-6	Hits are tied	3-1
Opp. scores first	14-9		

Record when team scores:

Runs	0	1	2	3	4	5	6	7	8	9	10+
W-L	0-3	0-3	2-4	3-2	1-1	5-0	4-1	5-0	2-1	3-0	14-0

Record when opponent scores:

Runs	0	1	2	3	4	5	6	7	8	9	10+
W-L	4-0	7-0	7-1	6-2	6-2	3-2	1-1	2-2	2-1	0-1	1-3

Record when leading after:

Inn.	1	2	3	4	5	6	7	8
W-L	11-1	22-2	25-2	25-2	29-2	34-1	32-1	34-1

Record when trailing after:

Inn.	1	2	3	4	5	6	7	8
W-L	7-5	6-9	7-10	7-10	6-11	5-14	1-14	0-14

Record when tied after:

Inn.	1	2	3	4	5	6	7	8
W-L	21-9	11-4	7-3	7-3	4-2	0-0	5-0	4-0

Current winning streak: 1
 Longest winning streak: 7
 Longest losing streak: 2

Home attendance : 239382 (30 dates avg = 7979)
 Away attendance : 74096 (21 dates avg = 3528)
 Total attendance: 313478 (51 dates avg = 6146)



#48 TREVOR

STEPHAN

RHP • 6-5 • 225 • JUNIOR

MAGNOLIA, TEXAS

HILL COLLEGE



STEPHAN'S CAREER APPEARANCES

Trevor Stephan 2017 Game-By-Game (Junior)
(13 Appearances, 13 Starts)

Date	Opponent	IP	H	R-ER	BB	K	Pitches	Result
2/18/17	Miami (Ohio)*	4.0	3	1-1	0	5	61	W, 5-1
2/25/17	Bryant*	5.2	2	0-0	4	6	103	W, 13-7
3/4/17	vs. Nebraska*	6.0	3	2-1	3	8	103	W, 15-5
3/10/17	Rhode Island*	8.1	2	2-0	0	13	103	W, 3-2
3/18/17	Mississippi St.*	6.1	7	4-2	1	8	98	W, 5-4
3/25/17	at #18 Missouri*	5.1	6	4-4	1	10	107	L, 7-2
4/1/17	at Alabama	1.1	4	4-4	1	0	28	L, 7-1
4/8/17	#13 LSU*	7.0	5	2-2	0	7	105	L, 10-8
4/14/17	Georgia*	4.2	5	2-2	0	6	82	W, 5-4
4/22/17	at #10 Auburn*	1.1	5	3-3	1	3	50	W, 4-2
4/28/17	Ole Miss*	6.0	7	4-3	1	5	93	L, 4-1
5/6/17	at Tennessee*	7.0	1	0-0	2	11	101	W, 2-0
5/12/17	#25 Vanderbilt*	7.0	6	3-3	0	11	111	W, 4-3
5/18/17	at #22 Texas A&M*	7.2	5	3-3	1	10	106	W, 6-4
TOTALS	14 G, 14 GS	77.2	61	34-28	15	103		5-3

CAREER HIGHS

Category	High	Opponent (Last)	Date
Innings	8.1	Rhode Island	3/10/17
Longest Start	8.1	Rhode Island	3/10/17
Shortest Start	1.1	at Alabama	4/1/17
Longest Relief	--	--	--
Hits	7	2x (Ole Miss)	4/28/17
Runs	4	4x (Ole Miss)	4/28/17
Earned Runs	4	2x (at Alabama)	4/1/17
Walks	4	Bryant	2/18/17
Strikeouts	13	Rhode Island	3/10/17

BIO

HILL COLLEGE

Selected as a NJCAC first team All-Conference player ... Went 8-1 with five saves as a sophomore ... Posted a 2.88 earned run average with 88 strikeouts compared to 22 walks in 68.2 innings ... Helped lead Hill to a 39-21 record and a third-place finish at the NJCAA Region V tournament ... Played first base and third base at West High School in Magnolia, Texas.

IN THE DRAFT

2016 - Boston Red Sox, 18th round (538 overall)

PERSONAL

Son of Bill and Ashley Stephan ... Has one brother, Mitch ... Majoring in sport management.

2017 HIGHLIGHTS

- Won first Division I start vs. Miami (Ohio) after a 4.0 inning outing and giving up just one earned run and striking out five.
- Threw 103 pitches in a 13-7 victory over Bryant, his second start of the year.
- Garnered his second victory with a 5.2 inning outing, with a, then, season-high six strikeouts.
- Added to his team-leading third victory against Nebraska in the Frisco Classic with a 6.0 inning performance and eight strikeouts.
- Pitched a perfect game into the 7th inning against Rhode Island, before a runner reached on an error. Ended up throwing into the ninth inning before being relieved. Tallied a career-high 13 strikeouts, the most since Jess Todd had 17 against South Carolina in the 2007 SEC Tournament.
- Garnered his fourth victory of the year, and first SEC victory, after going 6.1 innings against Mississippi State, allowing just two earned runs and striking out eight.
- Joined Blaine Knight with his second 10+ strikeout performance of the year, coming against No. 18 Missouri.
- Notched his second outing of seven or more innings after going 7.0 innings with just two runs allowed and seven strikeouts against No. 13 LSU.
- Threw a complete (7 innings) game shutout against Tennessee, totaling 11 strikeouts, his second-highest total in a game this season and one-hitting the Vols.
- Has three performances of 10+ strikeouts this year (Rhode Island, at Missouri, at Tennessee), two have been on the road.
- Threw the first one-hitter for Arkansas since Brett Eibner in 2009.
- Named SEC Pitcher of the Week and NCBWA National Pitcher of the Week after complete-game one-hitter against Tennessee.
- Threw a season-high 111 pitches against Vanderbilt (May 12), striking out 11 over seven innings for the second-straight game

#16 BLAINE KNIGHT

RHP • 6-3 • 165 • SOPHOMORE
BRYANT, ARKANSAS
BRYANT HS



CAREER HIGHS

Category	High	Opponent (Last)	Date
Innings	8.0	at Alabama	3/31/17
Longest Start	8.0	at Alabama	3/31/17
Shortest Start	2.0	2x (at Ok. St.)	3/29/16
Longest Relief	4.1	W. Illinois	3/12/16
Hits	8	at #10 Auburn	4/21/17
Runs	8	at #10 Auburn	4/21/17
Earned Runs	8	at #10 Auburn	4/21/17
Walks	4	at #10 Auburn	4/21/17
Strikeouts	11	Mississippi State	3/17/17

CAREER VS. 2017 OPPONENTS

Team	ERA	W-L	G-GS	IP	H	R	ER	BB-K
Oklahoma St.	12.85	0-0	2-1	2.1	4	3	3	1-1
ULM	0.00	0-0	1-1	3.0	1	0	0	1-3
Miss. St.	2.25	0-0	1-1	4.0	5	2	1	1-1
Missouri	3.00	0-0	1-0	3.1	4	1	1	1-2
Grambling	0.00	0-0	1-0	2.0	3	0	0	0-0
Alabama	4.29	0-0	1-1	4.2	4	2	2	1-4
LSU	0.00	0-0	1-0	3.2	6	5	0	2-8
Ole Miss	0.00	0-0	1-0	4.0	3	0	0	1-6
Texas A&M	4.29	0-1	2-0	2.1	3	2	1	0-1

2016 HIGHLIGHTS

- Made 18 appearances on the mound, good for third-highest on the team.
- Was part of the opening weekend rotation against Central Michigan.
- Compiled a 2.98 ERA, the lowest ERA among Razorback pitchers with 10 or more appearances.
- Had one save in his 11 relief appearances.
- Struck out 46 batters and walked just 14 over his 48.1 innings of work.
- Ranked third on the team in strikeouts.
- Improved in SEC action with a 1.78 ERA over 25.1 innings.
- His ERA was the lowest on team among pitchers with 10 innings or more in SEC play.
- Gave up just five earned runs in nine conference appearances and struck out 25 batters.
- Made first collegiate start vs. Central Michigan (Feb. 20), going 5.0 innings and giving up just two earned runs, while striking out three in his first career win.
- Seven of his final nine appearances came in relief.
- Had stretch of eight-straight games without giving up an earned run.
- During the eight-game stretch, he only allowed one unearned run on 11 hits and struck out 14.
- Had one of the best outings of the year at No. 13 LSU, going 3.2 innings out of the bullpen and striking out a season-high eight batters.
- Picked up only save against No. 18 Oklahoma State, getting final out on three pitches.
- Never allowed more than two walks in an outing.
- Recorded five or more strikeouts vs. Western Illinois (March 12), at No. 14 Ole Miss (April 8), and at No. 13 LSU (May 7).

KNIGHT'S CAREER APPEARANCES

Blaine Knight 2016 Game-By-Game (Freshman) (18 Appearances, 7 Starts)

Date	Opponent	IP	H	R-ER	BB	K	Result
2/20/16	Central Michigan*	5.0	4	2-2	0	3	W, 1-0
2/27/16	vs. #9 Houston*	2.0	4	1-1	1	3	ND
3/5/16	Eastern Illinois*	3.1	7	5-5	1	4	ND
3/12/16	Western Illinois	4.1	3	0-0	2	5	W, 2-0
3/16/16	Grambling St.	2.0	3	0-0	0	0	ND
3/29/16	at #16 Oklahoma St.*	2.0	4	3-3	1	1	ND
4/2/16	Missouri	3.1	4	1-1	1	2	ND
4/8/16	at #14 Ole Miss	4.0	3	0-0	1	6	ND
4/12/16	ULM*	3.0	1	0-0	1	3	ND
4/16/16	#2 Florida	1.0	2	1-0	1	1	ND
4/19/16	#25 Creighton	1.0	1	0-0	0	2	ND
4/23/16	at #12 Kentucky	2.1	3	0-0	1	2	ND
4/26/16	#18 Oklahoma St.	0.1	0	0-0	0	0	ND
4/30/16	#2 Texas A&M	1.0	1	0-0	0	0	ND
4/30/16	#2 Texas A&M	1.1	2	2-1	0	1	L, 2-1
5/7/16	at #13 LSU	3.2	6	5-0	2	8	ND
5/15/16	Alabama*	4.2	4	2-2	1	4	ND
5/21/16	at #4 Mississippi St.*	4.0	5	2-1	1	1	ND
TOTALS	18 G, 7 GS	48.1	57	24-16	14	46	2-1

Blaine Knight 2017 Game-By-Game (Sophomore) (13 Appearances, 13 Starts)

Date	Opponent	IP	H	R-ER	BB	K	Pitches	Result
2/17/17	Miami (Ohio)*	4.0	3	0-0	0	5	72	W, 7-0
2/24/17	Bryant*	5.0	4	3-3	1	4	79	W, 11-8
3/3/17	vs. #5 Arizona*	6.0	5	2-1	0	10	81	L, 3-0
3/10/17	Rhode Island*	4.1	6	2-2	0	4	56	W, 5-2
3/17/17	Mississippi St.*	7.0	3	1-1	0	11	104	W, 3-1
3/24/17	at #18 Missouri*	6.0	5	2-2	1	7	88	W, 9-2
3/31/17	at Alabama*	8.0	3	1-1	0	7	95	W, 7-1
4/7/17	#13 LSU*	6.0	3	0-0	3	6	97	W, 9-3
4/13/17	Georgia*	6.0	5	1-1	1	5	88	W, 14-4
4/21/17	at #10 Auburn*	2.1	8	8-8	4	1	65	L, 15-2
4/27/17	Ole Miss*	7.1	7	5-5	2	10	110	L, 9-1
5/4/17	at Tennessee*	5.0	5	3-3	1	2	76	L, 5-4
5/13/17	#25 Vanderbilt*	5.0	6	1-1	3	5	93	L, 8-2
5/20/17	at #22 Texas A&M*	6.0	3	0-0	0	2	69	W, 8-0
TOTALS	14 G, 14 GS	78.0	66	29-28	16	79		7-4

2017 HIGHLIGHTS

- Named Opening Day starter vs. Miami (Ohio).
- Won his first start of the year for the second straight season after a four-inning, five-strikeout performance against the RedHawks.
- Went five innings in his second start of the year against Bryant, striking out four and walking only one.
- Had, at the time, a career-high in innings for the second straight game by going 6.0 against No. 5 Arizona at the Frisco Classic.
- Struck out 10 Wildcat batters in the outing, his first of two 10+ K outings this year.
- At the time, held Arizona to its lowest run total of the season when allowing just two runs, one being earned. The Wildcats were averaging more than 11 runs per game before facing Knight.
- Threw seven innings on 104 pitches and struck out a career-high 11 batters against Mississippi State, earning his second victory of the year.
- Became the first Razorback since Drew Smyly in 2010 to record multiple 10+ strikeout games in the same season.
- Sat through a two-hour rain delay in game one against Missouri and still pitched six innings, striking out seven for his second-straight victory.
- Threw a career-high eight innings against Alabama, giving up just a single earned run, his fourth outing of one or less earned run allowed.
- Has recorded six or more strikeouts in five of his nine conference starts (Mississippi State, Missouri, Alabama, LSU, Ole Miss).
- Picked up his fourth-straight win after a six-inning outing of no runs given up and just three hits with six strikeouts against No. 13 LSU.
- Named to 2017 Golden Spikes Midseason Award Watch List.
- Notched his third 10+ strikeout game of the season against Ole Miss, becoming the first Razorback since Jess Todd in 2007 to have three or more 10-strikeout performances in a single season.
- Has already surpassed his win total, innings pitched, strikeouts, and is holding opponents to a lower batting average (.232) than his freshman season.



By The Numbers

RECORD RUNDOWN

Overall	39-15
vs. Top-5 Teams	0-1
vs. Top-10 Teams	1-3
vs. Top-25 Teams	7-7
vs. Unranked Teams	31-6
At home	27-6
On the road	10-7
At neutral sites	2-2
In day games	23-7
In night games	16-8
In extra innings	2-0
Vs. teams .500 or better	20-13
Vs. teams .500 or worse	16-2
Vs. left-handed starter	12-5
Vs. right-handed starter	27-10
When starter receives decision	23-11
When reliever receives decision	16-4
When starter goes 5+ innings	17-10
When starter goes less than 5 innings	22-5
When scoring first	26-6
When opponent scores first	13-9
When leading after 6 innings	31-1
When trailing after 6 innings	6-14
When tied after 6 innings	0-0
When leading after 8 innings	35-1
When trailing after 8 innings	0-13
When tied after 8 innings	4-0
In one-run games	7-2
In two-run games	4-2
Series W-L-T	13-3-2
Series sweeps/times swept	8/0
When scoring 0-2 runs	2-10
When scoring 3-5 runs	9-4
When scoring 6-9 runs	15-2
When scoring 10+ runs	13-0
Shutouts vs. times shut out	4/3
When opponent scores 5 runs or less	15-7
When opponent scores 5 runs or more	6-8
When collecting 0-3 hits	0-3
When collecting 4-6 hits	3-6
When collecting 7-9 hits	11-4
When collecting 10-12 hits	8-2
When collecting 13+ hits	17-0
When out-hitting opponent	31-1
When out-hit by opponent	5-13
When hits are equal	3-1
When hitting a home run	32-7
When opponent hits a home run	20-8
When errorless	18-5
When committing one error	15-6
When committing 2+ errors	7-4
When opponent is errorless	10-10
Vs. SEC	18-11
Vs. SEC East	8-3
Vs. SEC West	10-8
Vs. non-conference	21-4
Game 1 of weekend series	10-3
Game 2 of weekend series	7-6
Game 3 of weekend series	9-3
In February	6-1
In March	15-4
In April	13-7
In May	5-3
In June	0-0

MULTIPLE-HIT GAMES

Name	2	3	4	5+	Total
Luke Bonfield	17	5	--	--	22
Jax Biggers	14	4	1	--	19
Chad Spanberger	14	2	2	--	18
Dominic Fletcher	10	5	--	--	15
Grant Koch	11	3	1	--	15
Carson Shaddy	11	3	--	--	14
Jake Arledge	10	3	--	--	13
Eric Cole	8	1	1	--	10
Jordan McFarland	6	1	--	--	7
Jared Gates	2	2	--	--	4

CAREER MULTIPLE-HIT GAMES

Name	2014	2015	2016	2017	Total
Carson Shaddy	--	5	21	14	40
Luke Bonfield	--	--	14	22	36
Chad Spanberger	--	6	6	18	30
Grant Koch	--	--	7	15	22
Jake Arledge	--	--	5	13	18
Eric Cole	--	--	8	10	18
Jax Biggers	--	--	--	19	19
Dominic Fletcher	--	--	--	15	15
Jordan McFarland	--	--	--	7	7
Evan Lee	--	--	--	4	4

MULTIPLE-RBI GAMES

Name	2	3	4	5+	Total
Chad Spanberger	7	6	1	1	15
Luke Bonfield	6	6	--	--	12
Grant Koch	4	5	2	--	11
Carson Shaddy	7	2	--	1	10
Jax Biggers	5	2	--	--	7
Dominic Fletcher	4	1	1	--	6
Jake Arledge	4	1	--	--	5
Eric Cole	5	--	--	--	5
Jared Gates	4	--	--	--	4

HITTING STREAKS

Name	CURRENT	2017	CAREER
Jake Arledge	1	14	14
Jax Biggers	3	9	9
Luke Bonfield	1	7	8
Eric Cole	6	9	9
Dominic Fletcher	4	5	5
Grant Koch	1	8	8
Jordan McFarland	--	4	4
Carson Shaddy	4	8	11
Chad Spanberger	4	12	12
Jaxon Williams	--	4	4
Evan Lee	--	4	4
Jared Gates	1	5	5

REACHED BASE

Name	CURRENT	2017	CAREER
Jake Arledge	1	15	15
Jax Biggers	3	14	14
Luke Bonfield	6	11	12
Eric Cole	6	10	10
Dominic Fletcher	4	8	8
Grant Koch	1	13	13
Jared Gates	1	9	9
Carson Shaddy	4	19	19
Chad Spanberger	4	12	12
Jordan McFarland	--	5	5
Evan Lee	--	7	7

HOME RUNS

Career Home Runs	SOLO	2R	3R	GS	Total
Jake Arledge	3	2	-	-	5
Jax Biggers	3	1	-	-	4
Luke Bonfield	6	7	3	-	16
Eric Cole	2	1	-	-	3
Dominic Fletcher	7	2	1	-	10
Alex Gosser	1	-	-	-	1
Grant Koch	6	4	6	1	17
Jared Gates	2	2	-	-	4
Carson Shaddy	7	8	-	-	15
Chad Spanberger	10	5	5	-	20

BREAKDOWN

Total	70
At Baum Stadium	51
On The Road	18
At Neutral Site	2
Vs. RHP	51
Vs. LHP	19
w/ 0 Outs	27
w/ 1 Out	18
w/ 2 Outs	25
Solo	35
Two-Run	25
Three-Run	9
Grand Slam	1
Back-To-Back	1
Pinch-Hit	0
Walk-Off	0
Before the 7th Inning	52
7th Inning and Beyond	18
Opponent Total	46
Last HR Given Up	May 19 at #22 Texas A&M
Longest Stretch Without HR Allowed	7
Current Streak of No HR Allowed	1

HOME RUN TRACKER

Player	Date	Opp.	On Base-Outs
D. Fletcher	2/17	Miami (Ohio)	0-0
C. Spanberger	2/19	Miami (Ohio)	0-1
E. Cole	2/19	Miami (Ohio)	0-0
G. Koch	2/19	Miami (Ohio)	2-1
G. Koch	2/24	Bryant	0-0
C. Shaddy	2/25	Bryant	1-0
J. Arledge	2/25	Bryant	0-0
J. Arledge	2/25	Bryant	1-2
C. Shaddy	2/28	La. Tech	1-0
G. Koch	3/1	La. Tech	2-0
J. Biggers	3/1	La. Tech	0-0
L. Bonfield	3/1	La. Tech	0-0
J. McFarland	3/1	La. Tech	0-0
D. Fletcher	3/1	La. Tech	0-0
G. Koch	3/1	Nebraska	3-1
G. Koch	3/1	Nebraska	1-1
C. Shaddy	3/1	ULM	1-1
D. Fletcher	3/1	ULM	2-3
D. Fletcher	3/10	Rhode Island	0-0
L. Bonfield	3/10	Rhode Island	0-0
J. Arledge	3/10	Rhode Island	0-0
C. Spanberger	3/15	Acorn State	1-0
L. Bonfield	3/15	Acorn State	0-0
J. McFarland	3/15	Acorn State	1-1
D. Fletcher	3/15	Acorn State	1-0
L. Bonfield	3/17	Mississippi St.	1-1
G. Koch	3/17	Mississippi St.	0-1
C. Shaddy	3/18	Mississippi St.	1-0
C. Spanberger	3/18	Mississippi St.	2-2
C. Shaddy	3/18	Mississippi St.	0-2
G. Koch	3/22	New Orleans	1-0
J. Biggers	3/22	New Orleans	0-2
C. Spanberger	3/25	at Missouri	0-2
D. Fletcher	3/26	at Missouri	0-0
G. Koch	3/26	at Missouri	0-2
C. Shaddy	3/26	at Missouri	0-0
L. Bonfield	3/31	at Alabama	0-0
J. Gates	4/29	Grand Canyon	0-0
E. Cole	4/29	Grand Canyon	1-0
C. Shaddy	4/30	Grand Canyon	0-1
E. Cole	4/7	LSU	1-0
J. Gates	4/7	LSU	1-1
C. Spanberger	4/7	LSU	0-2
C. Spanberger	4/8	LSU	0-2
G. Koch	4/13	LSU	0-0
C. Spanberger	4/13	Georgia	0-1
C. Shaddy	4/13	Georgia	0-1
L. Bonfield	4/13	Georgia	2-2
J. Biggers	4/13	Georgia	0-0
A. Gosser	4/13	Georgia	0-1
L. Bonfield	4/14	Georgia	1-2
C. Spanberger	4/15	Georgia	2-1
C. Spanberger	4/19	Memphis	1-1
J. Gates	4/22	Auburn	1-2
J. Gates	4/27	Ole Miss	0-0
G. Koch	4/28	Ole Miss	0-1
G. Koch	4/28	Ole Miss	1-2
C. Spanberger	4/28	Ole Miss	0-2
D. Fletcher	5/4	at Tennessee	0-2
D. Fletcher	5/6	at Tennessee	0-1
L. Bonfield	5/12	Vanderbilt	0-2
D. Fletcher	5/12	Vanderbilt	1-1
G. Koch	5/13	Vanderbilt	0-2
G. Koch	5/14	Vanderbilt	2-3
D. Fletcher	5/14	Vanderbilt	0-0
C. Spanberger	5/14	Vanderbilt	1-2
J. Biggers	5/18	at Texas A&M	1-0
C. Spanberger	5/18	at Texas A&M	1-2
C. Spanberger	5/20	at Texas A&M	0-0
C. Spanberger	5/20	at Texas A&M	0-2



By The Numbers

STARTERS GAME-BY-GAME

Opponent	W-L	IP	H	R	ER	BB	K
Miami (Ohio)	W	4.0	3	0	0	0	5
Miami (Ohio)	W	4.0	3	1	1	0	5
Miami (Ohio)	W	3.1	2	1	1	2	5
Bryant	--	5.0	4	3	3	1	4
Bryant	W	5.2	2	0	0	4	6
Bryant	--	3.1	4	2	2	2	2
@ La. Tech	L	5.1	2	3	1	2	7
@ La. Tech	--	1.0	2	3	3	0	0
vs. Arizona	L	6.0	5	2	1	0	10
vs. Nebraska	W	6.0	3	2	1	3	8
vs. Oklahoma St.	L	2.0	5	5	4	2	2
ULM	W	6.0	7	2	2	2	10
ULM	W	5.0	3	2	2	1	9
Rhode Island	--	4.1	6	2	2	0	4
Rhode Island	--	8.1	2	2	0	0	13
Rhode Island	L	5.0	7	3	3	0	3
Alcorn St.	--	4.0	5	1	1	0	3
Alcorn St.	W	3.0	6	1	1	1	6
Mississippi St.	W	7.0	3	1	1	0	11
Mississippi St.	W	6.1	7	4	2	1	8
Mississippi St.	W	4.2	5	0	0	1	3
New Orleans	--	2.2	2	0	0	4	3
@ Missouri	W	6.0	5	2	2	1	7
@ Missouri	L	5.1	6	4	4	1	10
@ Missouri	W	3.0	4	1	1	2	1
Grambling St.	Cancelled						
@ Alabama	W	8.0	3	1	1	0	7
@ Alabama	L	1.1	4	4	4	1	0
@ Alabama	--	3.0	5	3	3	0	2
Grand Canyon	--	2.0	0	0	0	2	2
Grand Canyon	W	4.0	5	0	0	0	10
LSU	W	6.0	3	0	0	3	6
LSU	--	7.0	5	2	2	0	7
LSU	--	3.1	4	1	1	2	2
@ Missouri St.	--	1.2	3	1	1	0	2
Georgia	W	6.0	5	1	1	1	5
Georgia	--	4.2	5	2	2	0	6
Georgia	--	3.0	5	3	2	1	3
Memphis	--	3.0	3	3	3	3	2
vs. Memphis	W	7.0	1	0	0	1	7
@ Auburn	L	2.1	8	8	8	4	1
@ Auburn	--	1.1	5	3	3	1	3
@ Auburn	--	1.2	5	4	4	0	1
vs. Kansas St.	--	2.0	1	1	1	0	1
Ole Miss	L	7.1	7	5	5	2	10
Ole Miss	L	6.0	7	4	3	1	5
Ole Miss	--	1.2	3	3	3	2	2
@ Tennessee	--	5.0	5	3	3	1	2
@ Tennessee	W	7.0	1	0	0	2	11
@ Tennessee	Cancelled						
Vanderbilt	--	7.0	6	3	3	0	11
Vanderbilt	L	5.0	6	1	1	3	5
Vanderbilt	W	4.2	3	1	1	1	1
@Texas A&M	--	7.2	5	3	3	1	10
@Texas A&M	L	6.0	7	5	5	4	3
@Texas A&M	W	6.0	3	0	0	0	2

BULLPEN GAME-BY-GAME

Opponent	W-L-S	IP	H	R	ER	BB	K
Miami (Ohio)	--	5.0	3	0	0	0	7
Miami (Ohio)	--	5.0	1	0	0	1	6
Miami (Ohio)	--	5.2	2	0	0	3	8
Bryant	W-S	4.0	6	5	3	5	7
Bryant	--	3.1	8	7	7	1	6
Bryant	W	5.2	6	4	4	3	5
@ La. Tech	--	2.2	4	1	0	0	2
@ La. Tech	W	8.0	9	7	7	3	9
vs. Arizona	--	2.0	2	1	1	1	0
vs. Nebraska	--	3.0	2	3	3	3	2
vs. Oklahoma St.	--	7.0	5	3	2	4	4
ULM	--	3.0	3	1	1	0	3
ULM	--	4.0	0	0	0	2	5
Rhode Island	W	4.2	3	0	0	0	3
Rhode Island	W	0.2	1	0	0	0	2
Rhode Island	--	4.0	1	0	0	3	5
Alcorn St.	W	5.0	6	1	1	1	4
Alcorn St.	--	6.0	3	2	2	2	7
Mississippi St.	S	2.2	0	0	0	1	5
Mississippi St.	S	1.1	1	0	0	0	3
Mississippi St.	S	4.1	1	1	1	1	5
New Orleans	W-S	6.1	3	2	2	3	7
@ Missouri	S	3.0	2	0	0	1	4
@ Missouri	--	2.2	5	3	3	1	4
@ Missouri	--	6.0	7	7	7	7	7
Grambling St.	Cancelled						
@ Alabama	--	1.0	0	0	0	0	0
@ Alabama	--	6.2	6	3	3	1	10
@ Alabama	W	6.0	4	2	2	4	4
Grand Canyon	W	7.0	5	2	2	0	6
Grand Canyon	--	5.0	5	1	1	2	8
LSU	--	3.0	6	3	3	2	2
LSU	L	2.0	4	8	5	2	2
LSU	L	5.2	2	1	1	0	5
@ Missouri St.	W	7.2	6	3	3	3	9
Georgia	--	3.0	2	3	3	5	4
Georgia	W	5.1	5	2	1	3	4
Georgia	W	6.0	6	0	0	3	3
Memphis	W	6.0	5	4	4	1	5
vs. Memphis	S	2.0	0	0	0	0	1
@ Auburn	--	5.2	7	7	7	4	5
@ Auburn	W	7.1	2	0	0	4	11
@ Auburn	L	6.1	11	7	7	3	4
vs. Kansas St.	W	8.0	8	4	4	7	9
Ole Miss	--	1.2	4	4	4	1	1
Ole Miss	--	3.0	2	0	0	2	2
Ole Miss	W	7.1	6	1	1	3	5
@ Tennessee	L	3.0	4	2	0	1	2
@ Tennessee	Complete Game By Starter						
@ Tennessee	Cancelled						
Vanderbilt	W	2.0	1	0	0	1	2
Vanderbilt	--	4.0	6	5	5	3	4
Vanderbilt	S	4.1	3	0	0	0	6
@Texas A&M	W	2.1	1	1	1	1	2
@Texas A&M	--	2.0	2	0	0	0	1
@Texas A&M	S	3.0	2	0	0	1	4

RECORD PER STARTER

Pitcher (Total Starts)	Record
Blaine Knight (14)	9-5
Trevor Stephan (14)	10-4
Kevin Kopps (3)	3-0
Josh Alberius (9)	3-5
Evan Lee (1)	1-0
Dominic Taccolini (4)	3-1
Kacey Murphy (7)	7-0
Barrett Loseke (2)	2-0

QUALITY STARTS

Pitcher (Total Starts)	QS	Record
Blaine Knight (14)	7	6-1
Trevor Stephan (14)	8	6-2
Dominic Taccolini (4)	1	1-0
Kacey Murphy (7)	1	1-0

RUN SUPPORT

Pitcher (Total Starts)	Runs	Per Start
Blaine Knight (14)	85	6.1
Trevor Stephan (14)	77	5.5
Kevin Kopps (3)	33	11.0
Josh Alberius (9)	46	5.1
Evan Lee (1)	13	13.0
Dominic Taccolini (4)	24	6.0
Kacey Murphy (7)	54	7.7
Barrett Loseke (2)	27	13.5

Game-By-Game Batting Order

2017 RECORD: 39-15 • HOME: 27-6 • AWAY: 10-7 • NEUTRAL: 2-2 • SEC: 18-11

Date	Opposing team	1	2	3	4	5	6	7	8	9
Feb. 17, 2017	MIAMI (OHIO)	Cole	Biggers	Bonfield	Koch	Fletcher	Shaddy	Spanberger	Arledge	Wilson
Feb. 18, 2017	MIAMI (OHIO)	Arledge	Cole	Bonfield	Koch	Fletcher	Shaddy	McFarland	Spanberger	Biggers
Feb. 19, 2017	MIAMI (OHIO)	Cole	Biggers	Bonfield	Koch	Fletcher	Shaddy	Spanberger	Burch	Wilson
Feb. 24, 2017	BRYANT	Cole	Lee	Bonfield	Koch	Fletcher	Shaddy	Spanberger	Biggers	Wilson
Feb. 25, 2017	BRYANT	Cole	Arledge	Bonfield	Koch	Fletcher	Shaddy	McFarland	Biggers	Williams
Feb. 26, 2017	BRYANT	Arledge	Lee	Bonfield	Koch	Fletcher	Shaddy	Spanberger	Biggers	Wilson
Feb. 28, 2017	at Louisiana Tech	Arledge	Cole	Bonfield	Koch	Fletcher	Shaddy	Spanberger	Williams	Biggers
March 1, 2017	at Louisiana Tech	Cole	Arledge	Bonfield	Koch	Fletcher	Shaddy	Biggers	McFarland	Wilson
March 3, 2017	vs. No. 5 Arizona	Cole	Arledge	Bonfield	Koch	Fletcher	Shaddy	Biggers	McFarland	Wilson
March 4, 2017	vs. Nebraska	Arledge	Spanberger	Bonfield	Koch	Fletcher	Shaddy	Lee	McFarland	Biggers
March 5, 2017	vs. No. 14 Oklahoma State	Arledge	Cole	Bonfield	Koch	Fletcher	Shaddy	McFarland	Williams	Biggers
March 7, 2017	ULM	Cole	Spanberger	Bonfield	Koch	Lee	Shaddy	Gosser	Biggers	Wilson
March 8, 2017	ULM	Arledge	Spanberger	Bonfield	Koch	Fletcher	Shaddy	McFarland	Biggers	Williams
March 10, 2017	RHODE ISLAND-1	Arledge	Cole	Bonfield	Koch	Shaddy	Fletcher	McFarland	Williams	Biggers
March 10, 2017	RHODE ISLAND-2	Arledge	Spanberger	Bonfield	Koch	Fletcher	Shaddy	Gosser	Biggers	Wilson
March 12, 2017	RHODE ISLAND	Arledge	Spanberger	Bonfield	Koch	Fletcher	Shaddy	Lee	Biggers	Wilson
March 14, 2017	ALCORN STATE	Arledge	Cole	Bonfield	Koch	McFarland	Burch	Williams	Gosser	Wilson
March 15, 2017	ALCORN STATE	Arledge	Spanberger	Bonfield	Koch	Fletcher	McFarland	Burch	Williams	Biggers
March 17, 2017	MISSISSIPPI STATE	Arledge	Spanberger	Bonfield	Koch	Fletcher	Shaddy	Burch	Williams	Biggers
March 18, 2017	MISSISSIPPI STATE	Arledge	Spanberger	Bonfield	Koch	Fletcher	Shaddy	Burch	Cole	Biggers
March 19, 2017	MISSISSIPPI STATE	Arledge	Spanberger	Bonfield	Koch	Shaddy	Fletcher	McFarland	Cole	Biggers
March 22, 2017	NEW ORLEANS	Arledge	Spanberger	Bonfield	Koch	Shaddy	Cole	Gates	McFarland	Biggers
March 24, 2017	at No. 18 Missouri	Arledge	Spanberger	Bonfield	Koch	Fletcher	Shaddy	Cole	Gates	Biggers
March 25, 2017	at No. 18 Missouri	Arledge	Spanberger	Bonfield	Koch	Fletcher	Shaddy	Burch	Kenley	Biggers
March 26, 2017	at No. 18 Missouri	Arledge	Spanberger	Bonfield	Koch	Fletcher	Shaddy	Cole	McFarland	Biggers
March 31, 2017	at Alabama	Arledge	Spanberger	Bonfield	Koch	Fletcher	Shaddy	Cole	Gates	Biggers
April 1, 2017	at Alabama	Arledge	Spanberger	Bonfield	Koch	Fletcher	Shaddy	Williams	McFarland	Biggers
April 2, 2017	at Alabama	Arledge	Spanberger	Bonfield	Koch	Fletcher	Shaddy	Cole	Gates	Biggers
April 4, 2017	GRAND CANYON-1	Arledge	Spanberger	Bonfield	Koch	Gates	Shaddy	Cole	Lee	Biggers
April 5, 2017	GRAND CANYON-2	Spanberger	Bonfield	Koch	Fletcher	Shaddy	Gates	McFarland	Gosser	Kenley
April 7, 2017	NO. 13 LSU	Arledge	Spanberger	Bonfield	Koch	Fletcher	Shaddy	Gates	Cole	Biggers
April 8, 2017	NO. 13 LSU	Arledge	Spanberger	Bonfield	Koch	Fletcher	Shaddy	Gates	Cole	Biggers
April 9, 2017	NO. 13 LSU	Arledge	Spanberger	Bonfield	Koch	Fletcher	Shaddy	Gates	Cole	Biggers
April 11, 2017	at No. 28 Missouri State	Arledge	Spanberger	Bonfield	Koch	Shaddy	Gates	Williams	McFarland	Biggers
April 13, 2017	GEORGIA	Arledge	Spanberger	Bonfield	Koch	Shaddy	Gates	McFarland	Fletcher	Biggers
April 14, 2017	GEORGIA	Arledge	Spanberger	Bonfield	Koch	Shaddy	Gates	Cole	Fletcher	Biggers
April 15, 2017	GEORGIA	Lee	Spanberger	Bonfield	Koch	Gates	Shaddy	Cole	Fletcher	Biggers
April 18, 2017	MEMPHIS	Arledge	Spanberger	Bonfield	Koch	Gates	Shaddy	Cole	Fletcher	Biggers
April 19, 2017	MEMPHIS	Arledge	Spanberger	Bonfield	Gates	Shaddy	Cole	Fletcher	Gosser	Biggers
April 21, 2017	at No. 10 Auburn	Arledge	Spanberger	Bonfield	Koch	Gates	Shaddy	Cole	Fletcher	Biggers
April 22, 2017	at No. 10 Auburn	Arledge	Spanberger	Bonfield	Gates	Koch	Cole	Shaddy	Fletcher	Biggers
April 23, 2017	at No. 10 Auburn	Arledge	Spanberger	Bonfield	Gates	Koch	Cole	Shaddy	Fletcher	Biggers
April 25, 2017	vs. Kansas State	Arledge	Spanberger	Bonfield	Koch	Gates	Shaddy	Cole	McFarland	Biggers
April 27, 2017	OLE MISS	Arledge	Spanberger	Bonfield	Koch	Gates	Shaddy	Cole	Fletcher	Biggers
April 28, 2017	OLE MISS-1	Arledge	Spanberger	Bonfield	Shaddy	Gates	Cole	Koch	McFarland	Biggers
April 28, 2017	OLE MISS-2	Cole	Spanberger	Bonfield	Koch	Shaddy	Gates	Arledge	Lee	Biggers
May 4, 2017	at Tennessee	Cole	Spanberger	Bonfield	Koch	Gates	Shaddy	Fletcher	Arledge	Biggers
May 6, 2017	at Tennessee	Cole	Spanberger	Bonfield	Koch	Gates	Shaddy	Fletcher	Arledge	Biggers
May 12, 2017	NO. 25 VANDERBILT	Arledge	Spanberger	Bonfield	Koch	Gates	Shaddy	Cole	Fletcher	Biggers
May 13, 2017	NO. 25 VANDERBILT	Arledge	Spanberger	Bonfield	Koch	Gates	Shaddy	Gosser	Fletcher	Biggers
May 14, 2017	NO. 25 VANDERBILT	Arledge	Spanberger	Bonfield	Koch	Gates	Shaddy	Cole	Fletcher	Biggers
May 18, 2017	at No. 22 Texas A&M	Arledge	Spanberger	Bonfield	Koch	Cole	Shaddy	Fletcher	Biggers	Kenley
May 19, 2017	at No. 22 Texas A&M	Arledge	Spanberger	Bonfield	Koch	Fletcher	Shaddy	Cole	Gates	Biggers
May 20, 2017	at No. 22 Texas A&M	Cole	Spanberger	Bonfield	Koch	Fletcher	Shaddy	Biggers	Arledge	Burch

Defensive Starting Lineups

2017 RECORD: 39-15 • **HOME:** 27-6 • **AWAY:** 10-7 • **NEUTRAL:** 2-2 • **SEC:** 18-11

Date	Opposing team	C	1B	2B	3B	SS	LF	CF	RF	DH
Feb. 17, 2017	MIAMI (OHIO)	Koch	Spanberger	Shaddy	Wilson	Biggers	Bonfield	Fletcher	Arledge	Cole
Feb. 18, 2017	MIAMI (OHIO)	Koch	McFarland	Shaddy	Spanberger	Biggers	Arledge	Fletcher	Cole	Bonfield
Feb. 19, 2017	MIAMI (OHIO)	Koch	Spanberger	Shaddy	Wilson	Biggers	Bonfield	Fletcher	Cole	Burch
Feb. 24, 2017	BRYANT	Koch	Spanberger	Shaddy	Wilson	Biggers	Bonfield	Fletcher	Cole	Lee
Feb. 25, 2017	BRYANT	Koch	McFarland	Williams	Shaddy	Biggers	Arledge	Fletcher	Cole	Bonfield
Feb. 26, 2017	BRYANT	Koch	Spanberger	Shaddy	Wilson	Biggers	Bonfield	Fletcher	Arledge	Lee
Feb. 28, 2017	at Louisiana Tech	Koch	Spanberger	Williams	Shaddy	Biggers	Bonfield	Fletcher	Arledge	Cole
March 1, 2017	at Louisiana Tech	Koch	McFarland	Shaddy	Wilson	Biggers	Arledge	Fletcher	Cole	Bonfield
March 3, 2017	vs. No. 5 Arizona	Koch	McFarland	Shaddy	Wilson	Biggers	Arledge	Fletcher	Cole	Bonfield
March 4, 2017	vs. Nebraska	Koch	McFarland	Shaddy	Spanberger	Biggers	Bonfield	Fletcher	Arledge	Lee
March 5, 2017	vs. No. 14 Oklahoma State	Koch	McFarland	Williams	Shaddy	Biggers	Arledge	Fletcher	Cole	Bonfield
March 7, 2017	ULM	Gosser	Spanberger	Shaddy	Wilson	Biggers	Bonfield	Cole	Lee	Koch
March 8, 2017	ULM	Koch	McFarland	Williams	Spanberger	Biggers	Bonfield	Fletcher	Arledge	Shaddy
March 10, 2017	RHODE ISLAND-1	Koch	McFarland	Williams	Shaddy	Biggers	Bonfield	Fletcher	Arledge	Cole
March 10, 2017	RHODE ISLAND-2	Gosser	Spanberger	Shaddy	Wilson	Biggers	Bonfield	Fletcher	Arledge	Koch
March 12, 2017	RHODE ISLAND	Koch	Spanberger	Shaddy	Wilson	Biggers	Bonfield	Fletcher	Arledge	Lee
March 14, 2017	ALCORN STATE	Gosser	McFarland	Williams	Burch	Wilson	Bonfield	Arledge	Cole	Koch
March 15, 2017	ALCORN STATE	Koch	McFarland	Williams	Spanberger	Biggers	Bonfield	Fletcher	Arledge	Burch
March 17, 2017	MISSISSIPPI STATE	Koch	Spanberger	Williams	Shaddy	Biggers	Bonfield	Fletcher	Arledge	Burch
March 18, 2017	MISSISSIPPI STATE	Koch	Spanberger	Shaddy	Burch	Biggers	Bonfield	Fletcher	Arledge	Cole
March 19, 2017	MISSISSIPPI STATE	Koch	McFarland	Shaddy	Spanberger	Biggers	Bonfield	Fletcher	Arledge	Cole
March 22, 2017	NEW ORLEANS	Koch	Spanberger	Shaddy	Gates	Biggers	Bonfield	Arledge	Cole	McFarland
March 24, 2017	at No. 18 Missouri	Koch	Spanberger	Shaddy	Gates	Biggers	Bonfield	Fletcher	Arledge	Cole
March 25, 2017	at No. 18 Missouri	Koch	Spanberger	Shaddy	Kenley	Biggers	Bonfield	Fletcher	Arledge	Burch
March 26, 2017	at No. 18 Missouri	Koch	McFarland	Shaddy	Spanberger	Biggers	Bonfield	Fletcher	Cole	Arledge
March 31, 2017	at Alabama	Koch	Spanberger	Shaddy	Gates	Biggers	Bonfield	Fletcher	Arledge	Cole
April 1, 2017	at Alabama	Koch	McFarland	Shaddy	Spanberger	Biggers	Bonfield	Fletcher	Arledge	Williams
April 2, 2017	at Alabama	Koch	Spanberger	Shaddy	Gates	Biggers	Arledge	Fletcher	Cole	Bonfield
April 4, 2017	GRAND CANYON	Koch	Spanberger	Shaddy	Gates	Biggers	Bonfield	Arledge	Cole	Lee
April 5, 2017	GRAND CANYON	Gosser	McFarland	Shaddy	Gates	Kenley	Bonfield	Fletcher	Spanberger	Koch
April 7, 2017	NO. 13 LSU	Koch	Spanberger	Shaddy	Gates	Biggers	Bonfield	Fletcher	Arledge	Cole
April 8, 2017	NO. 13 LSU	Koch	Spanberger	Shaddy	Gates	Biggers	Bonfield	Fletcher	Arledge	Cole
April 9, 2017	NO. 13 LSU	Koch	Spanberger	Shaddy	Gates	Biggers	Arledge	Fletcher	Cole	Bonfield
April 11, 2017	at No. 28 Missouri State	Koch	McFarland	Shaddy	Gates	Biggers	Bonfield	Arledge	Spanberger	Williams
April 13, 2017	GEORGIA	Koch	Spanberger	Shaddy	Gates	Biggers	Bonfield	Fletcher	Arledge	McFarland
April 14, 2017	GEORGIA	Koch	Spanberger	Shaddy	Gates	Biggers	Bonfield	Fletcher	Arledge	Cole
April 15, 2017	GEORGIA	Koch	Spanberger	Shaddy	Gates	Biggers	Bonfield	Fletcher	Cole	Lee
April 18, 2017	MEMPHIS	Koch	Spanberger	Shaddy	Gates	Biggers	Arledge	Fletcher	Cole	Bonfield
April 19, 2017	MEMPHIS	Gosser	Spanberger	Shaddy	Gates	Biggers	Bonfield	Fletcher	Arledge	Cole
April 21, 2017	at No. 10 Auburn	Koch	Spanberger	Shaddy	Gates	Biggers	Bonfield	Fletcher	Arledge	Cole
April 22, 2017	at No. 10 Auburn	Koch	Spanberger	Shaddy	Gates	Biggers	Arledge	Fletcher	Cole	Bonfield
April 23, 2017	at No. 10 Auburn	Koch	Spanberger	Shaddy	Gates	Biggers	Arledge	Fletcher	Cole	Bonfield
April 25, 2017	vs. Kansas State	Koch	McFarland	Shaddy	Gates	Biggers	Cole	Arledge	Spanberger	Bonfield
April 27, 2017	OLE MISS	Koch	Spanberger	Shaddy	Gates	Biggers	Bonfield	Fletcher	Arledge	Cole
April 28, 2017	OLE MISS-1	Koch	Spanberger	Shaddy	Gates	Biggers	Bonfield	Arledge	Cole	McFarland
April 28, 2017	OLE MISS-2	Koch	Spanberger	Shaddy	Gates	Biggers	Bonfield	Arledge	Cole	Lee
May 4, 2017	at Tennessee	Koch	Spanberger	Shaddy	Gates	Biggers	Arledge	Fletcher	Cole	Bonfield
May 6, 2017	at Tennessee	Koch	Spanberger	Shaddy	Gates	Biggers	Arledge	Fletcher	Cole	Bonfield
May 12, 2017	NO. 25 VANDERBILT	Koch	Spanberger	Shaddy	Gates	Biggers	Arledge	Fletcher	Cole	Bonfield
May 13, 2017	NO. 25 VANDERBILT	Koch	Spanberger	Shaddy	Gates	Biggers	Bonfield	Fletcher	Arledge	Gosser
May 14, 2017	NO.25 VANDERBILT	Koch	Spanberger	Shaddy	Gates	Biggers	Arledge	Fletcher	Cole	Bonfield
May 18, 2017	at No. 22 Texas A&M	Koch	Spanberger	Shaddy	Kenley	Biggers	Arledge	Fletcher	Cole	Bonfield
May 19, 2017	at No. 22 Texas A&M	Koch	Spanberger	Shaddy	Gates	Biggers	Arledge	Fletcher	Cole	Bonfield
May 20, 2017	at No. 22 Texas A&M	Koch	Spanberger	Shaddy	Burch	Biggers	Arledge	Fletcher	Cole	Bonfield



THE LAST TIME AN ARKANSAS PLAYER...

4 Hits in a gameChad Spanberger at No. 10 Auburn, April 23, 2017
 5 Hits in a game Andy Wilkins at No. 9 Oklahoma (Norman Regional), May 31, 2009
 6 Hits in a gameJeremy Jackson vs. Northeastern (Okla.), April 16, 1997

2 Hits in an inning..... Tyler Spoon and Brian Anderson, at No. 6 South Carolina, March 22, 2013

2 Doubles in a game..... Eric Cole at No. 22 Texas A&M, May 19, 2017
 3 Doubles in a game.....Carson Shaddy vs. Nebraska, March 4, 2017
 4 Doubles in a gameRodney Nye vs. La. Tech, March 31, 1998
 2 Triples in a game Bobby Wernes vs. North Dakota, Feb. 14, 2015

Led off a game with a HRTim Carver vs. Oral Roberts, April 24, 2012
 2 Home runs in a game Chad Spanberger at No. 22 Texas A&M, May 20, 2017
 3 Home runs in a gameBrett Eibner vs. Grambling State, June 4, 2010
 Grand Slam Grant Koch vs. Nebraska, March 4, 2017
 HR in consecutive ABGrant Koch vs. Vanderbilt, May 13-14, 2017
 HR in 4 straight games..... Aaron Murphree vs. OSU, So. Dakota St. & Siena, March 2-8, 2008
 HR in 5 straight games..... Aaron Murphree vs. OSU, So. Dakota St. & Siena, March 2-8, 2008
 HR in 6 straight games.....Aaron Murphree vs. OSU, So. Dakota St. & Siena, March 2-9, 2008
 Pinch-hit home runChad Spanberger vs. Eastern Illinois, March 5, 2016
 Inside the park home run.....Eric Cole vs. Miami (Ohio), February 19, 2017
 Back-to-Back Home Runs ..Chad Spanberger and Luke Bonfield vs. Alcorn State, March 15, 2017

4 Runs in a game Luke Bonfield vs. Nebraska, March 4, 2017
 5 Runs in a gameAndrew Benintendi vs Mississippi Valley State, April 8, 2015
 6 Runs in a gameJeremy Jackson vs. Northeastern (Okla.), April 16, 1997

4 RBI in a game.....Chad Spanberger and Dominic Fletcher vs. Memphis, April 18, 2017
 5 RBI in a game.....Chad Spanberger vs. No. 13 LSU, March 8, 2017
 6 RBI in a game..... Carson Shaddy vs. Grambling State, March 15, 2016
 7 RBI in a game..... Brett Eibner vs. Grambling State (Fayetteville Regional), June 4, 2010
 8 RBI in a game.....Rodney Nye vs. ORU, April 14, 1999
 9 RBI in a game.....Ryan Lundquist vs. Central Missouri St., March 4, 1997

2 Stolen bases in a game.....Carson Shaddy at #14 Ole Miss, April 8, 2016
 3 Stolen bases in a game..... Andrew Benintendi vs Stephen F. Austin, April 15, 2015
 4 Stolen bases in a game Logan Forsythe vs. Ole Miss, May 19, 2007
 Stole home..... Bobby Wernes vs. Ole Miss, March 28, 2015

2 Errors in a game Carson Shaddy vs. Georgia, April 14, 2017
 3 Errors in a gameBobby Wernes, at LSU, April 12, 2014
 4 Errors in a gameChris Shaddy vs. TCU, April 27, 1980

9-Inning no-hitter Scott Roehl vs. Kansas St., March 20, 2001
 9-Inning combined no-hitterNick Schmidt (6.0), Brian McLelland (1.0) & Devin Collis (2.0) vs. Oklahoma State, February 12, 2006

1-Hitter.....Trevor Stephan (7.0) at Tennessee, May 6, 2017
 1-Hitter combinedKacey Murphy (7.0 IP, 1H), Josh Alberius (2.0 IP, 0 H), vs. Memphis, April 18, 2017
 2-Hitter.....Keaton McKinney at Alabama, May 2, 2015
 2-Hitter combined.Loseke (4.0 IP, 1 H), Murphy (1.2 IP, 0 H), Alberius (1.2 IP, 0 H), Harris (0.2 IP, 0 H), Willey (0.2 IP, 1 H), Rodriguez (0.1 IP, 0 H) vs. Western Illinois, March 13, 2016)

3-Hitter.....Ryne Stanek (9.0 IP), at No. 6 South Carolina, March 23, 2013
 3-Hitter combinedBlaine Knight (8.0 IP) and Dominic Taccolini (1.0 IP), at Alabama, March 31, 2017
 Complete game Trevor Stephan at Tennessee, May 6, 2017
 Complete-game shutout Trevor Stephan at Tennessee, May 6, 2017
 10-inning or more startDominic Taccolini at #12 Kentucky (10 innings), April 22, 2016
 Had 10 strikeouts Trevor Stephan at No. 22 Texas A&M, May 18, 2017
 Had 11 strikeouts Trevor Stephan vs. No. 25 Vanderbilt, May 12, 2017
 Had 12 strikeouts.....Drew Smyly vs. No. 9 Oklahoma (Norman Regional), May 31, 2009
 Had 13 strikeouts Trevor Stephan vs. Rhode Island, March 10, 2017
 Had 14 strikeoutsDavid Walling vs. South Carolina, May 16, 1999
 Had 15 strikeouts Nick Schmidt vs. Auburn, May 18, 2006
 Had 16 strikeoutsDavid Walling vs. Eastern Illinois, Feb. 20, 1998
 Had 17 strikeouts.....Jess Todd vs. South Carolina (SEC Tournament), May 24, 2007

THE LAST TIME AN ARKANSAS TEAM...

Scored 10 runsvs. Gonzaga, March 9, 2016
 Scored 11 runs.....vs. Georgia, April 15, 2017
 Scored 12 runs.....at No. 28 Missouri State, April 11, 2017
 Scored 13 runs..... at Louisiana Tech, March 1, 2017
 Scored 14 runsvs. Georgia, April 13, 2017
 Scored 15 runsvs. Nebraska, March 4, 2017
 Scored 16 runsvs. Memphis, April 18, 2017
 Scored 17 runs.....vs. Villanova, February 19, 2012
 Scored 18 runsvs. Missouri State, June 5, 2015
 Scored 19 runsvs. Grambling State (Fayetteville Regional), June 4, 2010
 Scored 20 runsvs. Mississippi Valley State, Feb. 24, 2016
 Scored 21 runs.....vs. Mississippi Valley State, Feb. 23, 2016
 Scored 22 runsvs. Louisiana Tech, Feb. 14, 2004
 Scored 23 runsNever
 Scored 24 runs Missouri Southern, Feb. 11, 1998
 Scored 25 runsMissouri Southern, Feb. 4, 2001
 Scored 26 runsvs. Iowa (in Arlington, Texas), Feb. 14, 1997
 Scored 27 runsNever
 Scored 28 runsvs. Wisconsin-Milwaukee (2), Feb. 18, 2007
 Scored 29 runsMorningside, April 6, 1968
 Scored 30 runsat South Carolina, March 30, 1997
 Scored 31-32 runs32 vs. Saint Louis, April 7, 2010
 Scored 33 + runs 33 vs. Southwest Baptist, March 21, 1984

Had 14 hitsvs. Georgia, April 15, 2017
 Had 15 hitsat No. 22 Texas A&M, May 18, 2017
 Had 16 hitsvs. ULM, March 7, 2017
 Had 17 hitsat Alabama, March 31, 2017
 Had 18 hitsat No. 28 Missouri State, April 11, 2017
 Had 19 hitsvs. Mississippi Valley State, Feb. 23, 2016
 Had 20 hitsat Mississippi State, April 11, 2010
 Had 21 hitsKentucky, April 28, 2001
 Had 22 hitsvs. Wisconsin-Milwaukee (2), Feb. 18, 2007
 Had 23 hits Centenary, March 31, 1999
 Had 24 hits Georgia, March 17, 2001
 Had 25 hitsat Centenary, March 23, 2005
 Had 26-29 hits 28 at South Carolina, March 30, 1997
 Had 30 hitsvs. Saint Louis, April 7, 2010
 Had 31+ hits.....32 vs. Southwest Baptist, March 21, 1984

Hit four or more home runs in a game ...5 - C. Spanberger, Luke Bonfield, C. Shaddy, J. Biggers A. Gosser vs. Georgia, April 13, 2017

4 Errors in a game at No. 13 LSU, May 7, 2016
 5 Errors in a gamevs. #2 Florida, April 14, 2016
 6 Errors in a gamevs. Eastern Illinois, March 5, 2016
 7 Errors in a gamevs. La. Tech, March 20, 2001

Was Shutout.....vs. LSU, April 9, 2017
 Was Shutout Back-to-Backvs. LSU, April 23-24, 2005 (7-0, 6-0)
 Held to 1 hitvs. Missouri State, May 17, 2016
 Held to 2 hitsvs. Ole Miss, April 27, 2017
 Held to 3 hitsvs Florida, May 21, 2015 (0-10)

Swept an SEC Home Series (three games)vs. Georgia, April 13-15, 2017
 Swept an SEC Road Series (three games)..... at Alabama, April 30-May 2, 2015

Was Swept in SEC Home Seriesvs. Alabama, May 13-15, 2016
 Was Swept in SEC Road Seriesat No. 13 LSU, May 6-8, 2016

Swept a Non-conference Home Seriesvs. Memphis, April 18-19, 2017
 Swept a Non-conference Road Series.....at McNeese State, March 23-24, 2010
 Was Swept in a Non-conference Home SeriesGonzaga, March 10-11, 2015
 Was Swept in a Non-conference Road Seriesat Nebraska, April 16, 2013
 Won a Non-conference Home Series.....vs. Alcorn State, March 14-15
 Lost a Non-conference Home Series.....vs. South Alabama, February 28-March 1, 2014
 Lost a Non-conference Road Series at Nebraska, April 16, 2013

Back-to-Back Shutouts..... UK (1-0) April 22 and UK (2-0) April 22-23, 2016
 Most Consecutive Shutouts 4 vs. Wisconsin (March 15-16, 1980)
 Shut out an opponent at homevs. Memphis (2-0), April 18, 2017
 Shut out an opponent on the road at Tennessee (2-0), May 6, 2017
 Shut out an SEC opponent at homevs. South Carolina (7-0), April 5, 2014
 Shut out an SEC opponent on the road..... at No. 22 Texas A&M (8-0), May 20, 2017

Game-By-Game Hitting

2017 RECORD: 39-15 • HOME: 27-6 • AWAY: 10-7 • NEUTRAL: 2-2 • SEC: 18-11

Date	Opponent	AB	R	H	RBI	2B	3B	HR	BB	IBB	SB	CS	HBP	SAC	SF	GDP	K	PO	A	LOB	Avg
Feb 17, 2017	MIAMI (OHIO)	32	7	8	7	0	0	1	5	0	1	0	3	0	0	0	8	27	9	9	.250
Feb 18, 2017	MIAMI (OHIO)	34	5	10	5	1	0	0	3	0	0	1	0	1	0	0	3	27	6	9	.273
Feb 19, 2017	MIAMI (OHIO)	38	11	13	11	3	0	3	6	0	0	0	0	0	0	0	6	27	7	9	.298
Feb 24, 2017	BRYANT	32	11	7	10	1	1	1	6	0	1	0	4	0	1	0	9	27	7	8	.279
Feb 25, 2017	BRYANT	34	13	10	10	4	0	2	9	0	2	0	2	0	0	3	6	27	8	8	.282
Feb 26, 2017	BRYANT	40	16	14	11	0	0	1	6	0	0	0	2	0	1	0	3	27	14	9	.295
Feb 28, 2017	at Louisiana Tech	31	3	5	3	2	0	1	3	0	0	0	1	1	0	1	7	24	6	6	.278
Mar 1, 2017	at Louisiana Tech	41	13	15	12	4	0	5	0	0	0	1	0	0	0	0	9	27	5	0	.291
Mar 03, 2017	vs Arizona	32	0	3	0	0	0	0	2	0	0	0	0	0	0	1	9	24	10	7	.271
Mar 04, 2017	vs Nebraska	38	15	15	15	3	1	1	7	0	0	0	4	0	0	1	6	27	5	10	.284
Mar 05, 2017	vs Oklahoma State	30	3	5	3	2	0	0	5	0	0	1	0	0	1	1	8	27	11	6	.275
Mar 07, 2017	ULM	36	12	16	10	3	0	2	3	0	0	1	1	1	1	1	5	27	8	6	.289
Mar 08, 2017	ULM	38	11	14	10	2	0	1	3	0	2	1	1	0	0	0	8	27	11	7	.296
Mar 10, 2017	RHODE ISLAND	27	5	5	4	0	0	2	9	0	1	0	0	2	0	0	12	27	14	10	.290
Mar 10, 2017	RHODE ISLAND	32	3	8	3	1	0	1	4	0	1	0	1	1	1	0	6	27	6	10	.287
Mar 12, 2017	RHODE ISLAND	30	0	3	0	0	0	0	4	0	0	0	1	0	0	0	4	27	16	8	.277
Mar 14, 2017	ALCORN STATE	31	3	9	3	1	0	0	4	0	3	0	0	0	2	1	6	27	20	9	.278
Mar 15, 2017	ALCORN STATE	35	11	14	11	3	0	4	7	0	0	1	0	0	1	0	4	27	9	8	.285
Mar 17, 2017	MISSISSIPPI STATE	28	3	4	3	0	0	2	1	0	0	0	1	0	0	0	13	27	7	3	.279
Mar 18, 2017	MISSISSIPPI STATE	28	5	7	5	2	0	2	5	0	0	1	0	1	0	1	4	27	9	5	.277
Mar 19, 2017	MISSISSIPPI STATE	30	6	11	5	0	0	1	3	0	0	0	2	2	1	1	3	27	13	8	.281
Mar 22, 2017	NEW ORLEANS	31	5	8	4	2	0	2	5	0	0	1	1	0	0	0	6	27	11	8	.280
Mar 24, 2017	at Missouri	39	9	14	7	1	1	0	3	0	3	0	1	1	0	0	12	27	6	8	.284
Mar 25, 2017	at Missouri	33	2	8	2	1	0	1	3	0	0	1	1	0	0	0	7	24	4	8	.282
Mar 26, 2017	at Missouri	41	9	12	8	1	0	3	0	0	0	0	0	0	0	0	9	27	10	6	.283
Mar 31, 2017	at Alabama	41	7	17	6	1	0	1	3	0	0	0	2	1	0	2	7	27	7	14	.289
Apr 1, 2017	at Alabama	33	1	6	1	0	0	0	1	0	0	0	1	0	0	0	6	24	5	7	.285
Apr 2, 2017	at Alabama	37	8	13	7	2	0	0	4	1	0	1	0	2	1	1	6	27	13	9	.288
Apr 04, 2017	GRAND CANYON	34	11	13	11	1	1	2	8	0	0	0	3	0	2	2	6	27	15	12	.291
Apr 05, 2017	GRAND CANYON	34	6	9	6	2	0	1	1	0	0	0	1	0	1	0	8	27	3	7	.290
Apr 07, 2017	LSU	38	9	12	9	2	0	3	8	0	0	0	0	0	0	0	12	27	7	13	.291
Apr 08, 2017	LSU	36	8	12	8	1	0	2	10	1	1	1	0	0	1	1	6	27	12	13	.293
Apr 09, 2017	LSU	28	0	4	0	0	0	0	2	0	1	0	2	0	0	2	4	27	11	5	.289
Apr 11, 2017	at Missouri State	44	12	18	11	2	2	0	5	0	0	0	1	2	0	1	12	27	6	13	.293
Apr 13, 2017	GEORGIA	35	14	11	11	1	0	5	4	0	0	0	3	1	0	0	11	27	6	5	.294
Apr 14, 2017	GEORGIA	40	5	13	4	5	0	1	3	1	0	0	0	0	0	1	9	30	15	11	.295
Apr 15, 2017	GEORGIA	39	11	14	10	2	0	1	6	0	0	0	0	1	0	0	9	27	14	11	.297
Apr 18, 2017	MEMPHIS	36	16	15	15	3	2	0	8	0	2	0	2	0	1	0	7	27	8	9	.300
Apr 19, 2017	MEMPHIS	30	2	6	2	0	0	1	1	0	0	1	1	0	0	0	7	27	9	6	.298
Apr 21, 2017	at Auburn	38	2	9	2	1	0	0	0	0	0	0	1	0	0	0	10	24	7	10	.296
Apr 22, 2017	at Auburn	36	7	9	6	3	0	1	6	0	0	0	0	0	2	0	5	27	6	10	.295
Apr 23, 2017	at Auburn	36	6	12	5	1	0	0	0	0	0	0	1	0	1	2	4	24	9	5	.296
Apr 25, 2017	vs Kansas State	36	6	8	5	1	0	0	6	2	3	0	1	0	1	1	7	30	10	10	.294
April 27, 2017	OLE MISS	29	1	2	1	1	0	1	2	0	0	0	0	0	0	0	7	27	8	3	.290
Apr 28, 2017	OLE MISS	31	1	5	1	0	0	1	2	0	0	0	1	0	0	0	4	27	9	6	.287
Apr 28, 2017	OLE MISS	31	7	8	7	1	0	2	3	0	0	0	1	2	0	0	6	27	15	6	.287
May 04, 2017	at Tennessee	36	4	9	3	0	1	1	0	0	0	0	0	0	0	0	7	24	9	5	.286
May 06, 2017	at Tennessee	29	2	8	2	1	0	1	0	0	0	0	0	0	0	0	6	21	2	6	.286
May 12, 2017	VANDERBILT	35	4	10	4	2	0	2	4	1	0	1	0	0	0	0	7	27	4	9	.286
May 13, 2017	VANDERBILT	31	2	4	2	0	0	1	1	0	0	0	0	0	0	0	12	27	9	3	.283
May 14, 2017	VANDERBILT	30	7	10	7	0	0	3	3	0	1	1	3	1	2	0	5	27	7	8	.284
May 18, 2017	at Texas A&M	43	6	15	6	1	0	2	3	1	1	1	0	2	0	1	10	30	10	12	.285
May 19, 2017	at Texas A&M	35	2	8	2	3	0	0	1	0	0	0	0	0	0	0	13	24	14	7	.284
May 20, 2017	at Texas A&M	40	8	13	8	2	0	2	2	0	1	0	1	0	0	0	5	27	10	8	.285
Totals		1862	356	531	324	76	9	70	206	7	24	15	51	22	21	25	391	1437	492	432	.285

Game-By-Game Pitching

2017 RECORD: 39-15 • HOME: 27-6 • AWAY: 10-7 • NEUTRAL: 2-2 • SEC: 18-11

Date	Opponent	IP	H	R	ER	BB	SO	2B	3B	HR	WP	BK	HBP	DP	IBB	Score	W	L	SV	ERA
Feb 17, 2017	MIAMI (OHIO)	9.0	6	0	0	0	12	0	0	0	0	0	0	0	0	7-0	1	0	0	0.00
Feb 18, 2017	MIAMI (OHIO)	9.0	4	1	1	1	11	0	0	1	0	0	0	0	0	5-1	2	0	0	0.50
Feb 19, 2017	MIAMI (OHIO)	9.0	4	1	1	5	13	1	0	0	0	0	0	1	0	11-1	3	0	0	0.67
Feb 24, 2017	BRYANT	9.0	10	8	6	6	11	2	0	2	1	0	2	1	0	11-8	4	0	1	2.00
Feb 25, 2017	BRYANT	9.0	10	7	7	5	12	3	0	0	3	0	1	0	0	13-7	5	0	1	3.00
Feb 26, 2017	BRYANT	9.0	10	6	6	5	7	0	0	2	0	0	1	0	0	16-6	6	0	1	3.50
Feb 28, 2017	at Louisiana Tech	8.0	6	4	1	2	9	4	0	0	0	0	1	0	0	3-4	6	1	1	3.19
Mar 01, 2017	at Louisiana Tech	9.0	11	10	10	3	9	3	1	2	2	0	4	0	0	13-10	7	1	1	4.06
Mar 03, 2017	vs Arizona	8.0	7	3	2	1	10	2	0	0	0	0	0	0	0	0-3	7	2	1	3.87
Mar 04, 2017	vs Nebraska	9.0	5	5	4	9	13	1	0	0	2	0	1	1	0	15-5	8	2	1	3.89
Mar 05, 2017	vs Oklahoma State	9.0	10	8	6	6	6	1	1	0	2	0	0	0	0	3-8	8	3	1	4.08
Mar 07, 2017	ULM	9.0	10	3	3	2	13	0	0	1	1	0	2	1	0	12-3	9	3	1	3.99
Mar 08, 2017	ULM	9.0	3	2	2	3	14	1	0	0	0	0	1	0	0	11-2	10	3	1	3.83
Mar 10, 2017	RHODE ISLAND	9.0	9	2	2	0	7	2	0	0	0	0	0	1	0	5-2	11	3	1	3.70
Mar 10, 2017	RHODE ISLAND	9.0	3	2	0	0	15	0	0	0	0	0	0	0	0	3-2	12	3	1	3.45
Mar 12, 2017	RHODE ISLAND	9.0	8	3	3	3	8	1	0	1	0	0	0	1	0	0-3	12	4	1	3.42
Mar 14, 2017	ALCORN STATE	9.0	11	2	2	1	7	1	1	0	1	0	1	1	0	3-2	13	4	1	3.34
Mar 15, 2017	ALCORN STATE	9.0	9	3	3	3	13	1	0	1	0	0	0	1	0	11-3	14	4	1	3.32
Mar 17, 2017	MISSISSIPPI STATE	9.0	4	1	1	0	14	1	0	1	0	1	1	0	0	3-1	15	4	2	3.20
Mar 18, 2017	MISSISSIPPI STATE	9.0	7	4	2	2	13	0	0	0	0	0	1	0	0	5-4	16	4	3	3.13
Mar 19, 2017	MISSISSIPPI STATE	9.0	6	1	1	2	8	0	0	1	0	0	0	1	0	6-1	17	4	4	3.03
Mar 22, 2017	NEW ORLEANS	9.0	5	2	2	7	10	1	0	0	1	0	0	2	0	5-2	18	4	5	2.98
Mar 24, 2017	at Missouri	9.0	7	2	2	2	11	1	0	1	1	0	0	0	0	9-2	19	4	6	2.94
Mar 25, 2017	at Missouri	8.0	11	7	7	2	14	2	0	3	1	0	0	0	0	2-7	19	5	6	3.13
Mar 26, 2017	at Missouri	9.0	11	8	8	9	8	2	0	0	2	0	0	2	0	9-8	20	5	6	3.32
Mar 31, 2017	at Alabama	9.0	3	1	1	0	7	2	0	0	1	0	1	0	0	7-1	21	5	6	3.23
Apr 1, 2017	at Alabama	8.0	10	7	7	2	10	2	0	0	1	0	2	1	0	1-7	21	6	6	3.39
Apr 2, 2017	at Alabama	9.0	9	5	5	4	6	1	0	1	1	0	1	0	0	8-5	22	6	6	3.45
Apr 04, 2017	GRAND CANYON	9.0	5	2	2	2	8	1	0	0	1	0	1	1	0	11-2	23	6	6	3.40
Apr 05, 2017	GRAND CANYON	9.0	11	1	1	2	18	0	0	1	0	0	0	1	0	6-1	24	6	6	3.32
Apr 07, 2017	LSU	9.0	9	3	3	5	8	0	0	0	2	0	0	1	0	9-3	25	6	6	3.31
Apr 08, 2017	LSU	9.0	9	10	7	2	9	2	0	2	3	0	4	2	0	8-10	25	7	6	3.42
Apr 09, 2017	LSU	9.0	6	2	2	2	7	1	0	0	0	0	1	2	0	0-2	25	8	6	3.38
Apr 11, 2017	at Missouri State	9.0	9	4	4	3	11	3	0	1	2	0	2	1	0	12-4	26	8	6	3.40
Apr 13, 2017	GEORGIA	9.0	7	4	4	6	9	1	0	2	2	0	0	1	0	14-4	27	8	6	3.41
Apr 14, 2017	GEORGIA	10.0	10	4	3	3	10	1	0	1	0	0	2	2	0	5-4	28	8	6	3.39
Apr 15, 2017	GEORGIA	9.0	11	3	2	4	6	3	0	1	1	0	1	3	0	11-3	29	8	6	3.35
Apr 18, 2017	MEMPHIS	9.0	8	7	7	4	7	2	0	2	0	0	1	0	0	16-7	30	8	6	3.45
Apr 19, 2017	MEMPHIS	9.0	1	0	0	1	8	0	0	0	0	0	0	0	0	2-0	31	8	7	3.36
Apr 21, 2017	at Auburn	8.0	15	15	15	8	6	6	0	3	2	0	0	1	0	2-15	31	9	7	3.67
Apr 22, 2017	at Auburn	9.0	7	3	3	5	14	1	0	0	0	1	3	1	0	7-3	32	9	8	3.65
Apr 23, 2017	at Auburn	8.0	16	11	11	3	5	8	0	2	1	0	2	0	0	6-11	32	10	8	3.84
Apr 25, 2017	vs Kansas State	10.0	9	5	5	7	10	0	0	2	0	0	2	0	1	6-5	33	10	8	3.85
Apr 27, 2017	OLE MISS	9.0	11	9	9	3	11	1	0	4	1	1	0	0	0	1-9	33	11	8	3.97
Apr 28, 2017	OLE MISS	9.0	9	4	3	3	7	2	0	0	1	0	2	1	0	1-4	33	12	8	3.95
Apr 28, 2017	OLE MISS	9.0	9	4	4	5	7	4	0	2	1	0	1	1	0	7-4	34	12	9	3.95
May 04, 2017	at Tennessee	8.0	9	5	3	2	4	2	0	0	0	1	1	0	0	4-5	34	13	9	3.94
May 06, 2017	at Tennessee	7.0	1	0	0	2	11	0	0	0	0	0	1	0	0	2-0	35	13	9	3.88
May 12, 2017	VANDERBILT	9.0	7	3	3	1	13	1	1	1	0	0	2	1	0	4-3	36	13	9	3.86
May 13, 2017	VANDERBILT	9.0	12	6	6	6	9	1	0	2	1	0	0	0	0	2-6	36	14	9	3.90
May 14, 2017	VANDERBILT	9.0	6	1	1	1	7	1	0	1	0	0	0	1	0	7-1	37	14	10	3.84
May 18, 2017	at Texas A&M	10.0	6	4	4	2	12	1	0	1	0	0	1	2	0	6-4	38	14	10	3.84
May 19, 2017	at Texas A&M	8.0	9	5	5	4	4	1	0	1	0	0	0	2	0	2-5	38	15	10	3.87
May 20, 2017	at Texas A&M	9.0	5	0	0	1	6	0	0	0	0	0	0	1	0	8-0	39	15	11	3.80
Totals		479.0	426	223	202	172	518	78	4	46	38	4	47	39	1	356-223	39	15	11	3.80

TEAM GAME HIGHS

Batting

At bats:	44	at Missouri State (Apr 11, 2017)
Runs scored:	16	vs Bryant (Feb 26, 2017)
	16	vs Memphis (Apr 18, 2017)
Hits:	18	at Missouri State (Apr 11, 2017)
RBIs:	15	vs Nebraska (Mar 04, 2017 at Frisco, Texas)
	15	vs Memphis (Apr 18, 2017)
Doubles:	5	vs Georgia (Apr 14, 2017)
Triples:	2	at Missouri State (Apr 11, 2017)
	2	vs Memphis (Apr 18, 2017)
Home runs:	5	at Louisiana Tech (Mar 01, 2017)
	5	vs Georgia (Apr 13, 2017)
Total bases:	34	at Louisiana Tech (Mar 01, 2017)
Walks:	10	vs LSU (Apr 08, 2017)
Strikeouts:	13	vs Mississippi State (Mar 17, 2017)
	13	at Texas A&M (May 19, 2017)
Sac hits:	2	(6 games)
Sac flies:	2	(4 games)
Stolen bases:	3	vs Alcorn State (Mar 14, 2017)
	3	at Missouri (Mar 24, 2017)
	3	vs Kansas State (Apr 25, 2017 at Kansas City, Mo.)
Hit by pitch:	4	vs Bryant (Feb 24, 2017)
	4	vs Nebraska (Mar 04, 2017 at Frisco, Texas)
Caught stealing:	1	(15 games)
Runners LOB:	14	at Alabama (Mar 31, 2017)
Hit into DP:	3	vs Bryant (Feb 25, 2017)
	3	vs LSU (Apr 09, 2017)

Fielding

Putouts:	30	vs Georgia (Apr 14, 2017)
	30	vs Kansas State (Apr 25, 2017 at Kansas City, Mo.)
	30	at Texas A&M (May 18, 2017)
Assists:	20	vs Alcorn State (Mar 14, 2017)
Errors:	3	vs Rhode Island (Mar 10, 2017)
	3	vs Georgia (Apr 14, 2017)
	3	at Texas A&M (May 19, 2017)
Passed balls:	1	(5 games)
DPs turned:	3	vs Georgia (Apr 15, 2017)

Pitching

Innings pitched:	10.0	vs Georgia (Apr 14, 2017)
	10.0	vs Kansas State (Apr 25, 2017 at Kansas City, Mo.)
	10.0	at Texas A&M (May 18, 2017)
Runs allowed:	15	at Auburn (Apr 21, 2017)
Earned runs:	15	at Auburn (Apr 21, 2017)
Walks allowed:	9	vs Nebraska (Mar 04, 2017 at Frisco, Texas)
	9	at Missouri (Mar 26, 2017)
Strikeouts:	18	vs Grand Canyon (Apr 05, 2017)
Hits allowed:	16	at Auburn (Apr 23, 2017)
Doubles allowed:	8	at Auburn (Apr 23, 2017)
Triples allowed:	1	(4 games)
Homers allowed:	4	vs Ole Miss (Apr 27, 2017)
Wild pitches:	3	vs Bryant (Feb 25, 2017)
	3	vs LSU (Apr 08, 2017)
Hit batters:	4	at Louisiana Tech (Mar 01, 2017)
	4	vs LSU (Apr 08, 2017)

INDIVIDUAL GAME HIGHS

Batting

At bats:	6	(9 games)
Runs scored:	4	Luke Bonfield vs Nebraska (Mar 04, 2017 at Frisco, Texas)
Hits:	4	(5 games)
RBIs:	5	Jaxon Williams vs Bryant (Feb 26, 2017)
	5	Carson Shaddy vs Nebraska (Mar 04, 2017 at Frisco, Texas)
	5	Chad Spanberger vs LSU (Apr 08, 2017)
Doubles:	3	Carson Shaddy vs Nebraska (Mar 04, 2017 at Frisco, Texas)
Triples:	1	(9 games)
Home runs:	2	Chad Spanberger at Texas A&M (May 20, 2017)
Total bases:	8	Grant Koch at Louisiana Tech (Mar 01, 2017)
	8	Chad Spanberger at Texas A&M (May 20, 2017)
Walks:	3	(4 games)
Strikeouts:	4	Jaxon Williams at Missouri State (Apr 11, 2017)
	4	Jordan McFarland vs Georgia (Apr 13, 2017)
	4	Chad Spanberger at Auburn (Apr 21, 2017)
Sac hits:	2	Eric Cole vs Mississippi State (Mar 19, 2017)
	2	Jax Biggers at Missouri State (Apr 11, 2017)
Sac flies:	2	Luke Bonfield vs Grand Canyon (Apr 04, 2017)
Stolen bases:	1	(24 games)
Hit by pitch:	2	Carson Shaddy vs Bryant (Feb 25, 2017)
	2	Jake Arledge vs Georgia (Apr 13, 2017)
Caught stealing:	1	(15 games)
Runners LOB:	7	Dominic Fletcher vs Miami (Ohio) (Feb 19, 2017)

Fielding

Putouts:	18	Alex Gosser vs Grand Canyon (Apr 05, 2017)
Assists:	6	(4 games)
Errors:	2	Jaxon Williams vs Oklahoma State (Mar 05, 2017 at Frisco, Texas)
	2	Carson Shaddy vs Rhode Island (Mar 10, 2017)
	2	Carson Shaddy vs Georgia (Apr 14, 2017)
Passed balls:	1	(5 games)

Pitching

Innings pitched:	8.1	Trevor Stephan vs Rhode Island (Mar 10, 2017)
Runs allowed:	8	Blaine Knight at Auburn (Apr 21, 2017)
Earned runs:	8	Blaine Knight at Auburn (Apr 21, 2017)
Walks allowed:	4	(4 games)
Strikeouts:	13	Trevor Stephan vs Rhode Island (Mar 10, 2017)
Hits allowed:	8	Blaine Knight at Auburn (Apr 21, 2017)
Doubles allowed:	3	Angus Denton at Auburn (Apr 21, 2017)
	3	Blaine Knight at Auburn (Apr 21, 2017)
	3	Jake Reindl vs Ole Miss (Apr 28, 2017)
Triples allowed:	1	(4 games)
Homers allowed:	2	(6 games)
Wild pitches:	2	Cannon Chadwick at Missouri (Mar 26, 2017)
	2	Dominic Taccolini vs LSU (Apr 07, 2017)
	2	Barrett Loseke vs Georgia (Apr 13, 2017)
Hit batters:	3	Cannon Chadwick at Auburn (Apr 22, 2017)

#10 JOSH ALBERIUS • R-SR • RHP • 5-11 • 180

CAREER HIGHS

Category	High	Opponent (Last)	Date
Innings	5.1	at Louisiana Tech	2/28/17
Longest Start	5.1	at Louisiana Tech	2/28/17
Shortest Start	2.0	vs. #14 Oklahoma St.	3/5/17
Longest Relief	4.0	2x (Missouri)	4/1/16
Hits	7	Rhode Island	3/12/17
Runs	5	vs. #14 Oklahoma St.	3/5/17
Earned Runs	4	4x (Ole Miss)	4/27/17
Walks	2	6x (at #18 Missouri)	3/26/17
Strikeouts	7	at Louisiana Tech	2/28/17

CAREER VS. 2017 OPPONENTS

Team	ERA	W-L	G-GS	IP	H	R	ER	BB-K
Oklahoma St.	0.00	0-0	1-0	3.0	2	0	0	1-2
ULM	0.00	1-0	1-0	2.0	0	0	0	0-4
Miss. St.	1.11	0-0	3-1	8.1	10	2	1	2-7
Missouri	1.25	1-0	3-1	7.2	7	2	1	3-4
Grambling St.	0.00	1-0	1-0	2.0	0	0	0	0-4
Alabama	7.20	0-0	3-1	5.0	7	4	4	2-4
LSU	1.73	0-2	3-1	5.2	7	2	1	2-2
Missouri St.	67.50	0-0	2-0	0.2	5	5	5	1-1
Georgia	3.60	0-0	2-1	5.0	5	3	2	1-4
Memphis	0.00	0-0	3-0	7.0	4	0	0	0-4
Auburn	8.82	1-0	3-1	5.1	7	5	5	2-6
Ole Miss	8.78	0-0	5-0	4.1	6	4	4	4-3
Vanderbilt	6.75	0-1	2-0	4.0	5	3	3	1-4
Texas A&M	0.00	0-0	3-0	2.2	4	1	0	0-1

ALBERIUS' CAREER APPEARANCES

Josh Alberius 2017 Game-By-Game (R-Senior)
(18 Appearances, 9 Starts)

Date	Opponent	IP	H	R-ER	BB	K	Result
2/19/17	Miami (Ohio)	3.2	2	0-0	1	5	ND
2/24/17	Bryant	1.0	0	0-0	0	1	S, 1
2/26/17	Bryant	1.0	0	0-0	0	1	L, 0-1
2/28/17	at Louisiana Tech*	5.1	2	3-1	2	7	L, 0-2
3/5/17	vs. #14 Oklahoma St.*	2.0	5	5-4	2	2	L, 0-3
3/12/17	Rhode Island*	5.0	7	3-3	0	3	W, 1-3
3/19/17	Mississippi St.*	4.2	5	0-0	1	3	ND
3/26/17	at #18 Missouri*	3.0	4	1-1	2	1	W, 2-3
4/2/17	at Alabama*	3.0	5	3-3	0	2	ND
4/5/17	Grand Canyon	1.0	1	0-0	0	2	ND
4/9/17	#13 LSU*	3.1	4	1-1	2	2	L, 2-4
4/15/17	Georgia*	3.0	5	3-2	1	3	ND
4/19/17	Memphis	2.0	0	0-0	0	1	S, 2
4/23/17	at #10 Auburn*	1.2	5	4-4	0	1	ND
4/25/17	vs. Kansas State	1.0	2	1-1	1	2	ND
4/27/17	Ole Miss	1.2	4	4-4	1	1	ND
5/13/17	#25 Vanderbilt	2.2	3	2-2	1	2	ND
5/20/17	at #22 Texas A&M	1.0	2	0-0	0	1	ND
TOTALS	18 G, 9 GS	46.0	56	30-26	14	40	2-4 (2 SV)

Josh Alberius 2016 Game-By-Game (R-Junior)
(25 Appearances, 0 Starts)

Date	Opponent	IP	H	R-ER	BB	K	Result
2/24/16	Miss. Valley State	2.0	2	0-0	0	3	ND
2/27/16	vs. #9 Houston	0.2	0	0-0	1	1	ND
3/4/16	Eastern Illinois	1.1	2	0-0	0	2	ND
3/9/16	Gonzaga	0.2	4	2-2	0	1	ND
3/13/16	Western Illinois	1.2	0	0-0	1	3	ND
3/16/16	Grambling St.	2.0	0	0-0	0	4	W, 1-0
3/18/16	at #12 South Carolina	0.1	0	0-0	0	1	ND
3/25/16	Auburn	2.2	0	0-0	1	5	W, 2-0
3/29/16	at #16 Oklahoma St.	3.0	2	0-0	1	2	ND
4/1/16	Missouri	4.0	2	0-0	1	3	ND

4/3/16	Missouri	0.2	1	1-0	0	0	ND
4/6/16	at Memphis	1.0	1	0-0	0	0	ND
4/9/16	at #14 Ole Miss	1.0	0	0-0	1	2	ND
4/10/16	at #14 Ole Miss	0.0	1	0-0	0	0	ND
4/12/16	ULM	2.0	0	0-0	0	4	ND
4/14/16	#2 Florida	1.0	4	3-3	0	1	W, 3-0
4/19/16	#25 Creighton	0.2	2	2-2	1	0	ND
4/23/16	at #12 Kentucky-2	0.2	2	0-0	0	1	ND
4/30/16	#2 Texas A&M-1	1.0	0	0-0	0	0	ND
4/30/16	#2 Texas A&M-2	0.2	2	1-0	0	0	ND
5/3/16	at Missouri St.	0.0	4	4-4	0	0	L, 3-1
5/7/16	at #13 LSU	0.1	2	1-0	0	0	ND
5/14/16	Alabama	1.1	2	1-1	2	2	ND
5/17/16	Missouri St.	0.2	1	1-1	1	1	ND
5/20/16	at #4 Mississippi St.	3.0	4	2-1	1	4	ND
TOTALS	25 G, 0 GS	32.1	38	18-14	11	40	3-1

Josh Alberius 2015 Game-By-Game (R-Sophomore)
(22 Appearances, 0 Starts)

Date	Opponent	IP	H	R-ER	BB	K	Result
2/14/15	North Dakota-2	0.2	0	0-0	1	1	ND
2/22/15	vs. #13 Maryland	1.0	1	1-1	0	1	ND
3/2/15	Eastern Illinois-2	3.0	0	0-0	0	2	W, 1-0
3/8/15	Loyola Marymount	1.0	0	0-0	0	1	ND
3/10/15	Gonzaga	2.2	4	1-1	0	3	L, 1-1
3/11/15	Gonzaga	0.1	2	0-0	1	0	ND
3/15/15	at #5 Vanderbilt	1.1	2	1-1	0	2	L, 1-2
3/17/15	SE Missouri St.	1.0	1	0-0	1	0	ND
3/20/15	#1 LSU	2.0	1	0-0	0	0	ND
3/24/15	vs. Memphis	4.0	3	0-0	0	3	ND
3/27/15	Ole Miss	1.0	1	0-0	0	0	ND
3/28/15	Ole Miss	0.2	0	0-0	2	0	ND
4/5/15	at Auburn	1.0	2	1-1	1	0	ND
4/7/15	Mississippi Valley St.	3.0	2	1-1	0	3	ND
4/14/15	Stephen F. Austin	1.0	0	0-0	1	0	ND
4/28/15	Mississippi St.	0.2	1	0-0	0	0	ND
5/12/15	at Creighton	1.1	2	1-1	0	1	ND
5/16/15	at Georgia	2.0	0	0-0	0	1	ND
5/20/15	vs. Florida	0.2	3	3-3	1	1	ND
5/22/15	vs. Florida	1.0	2	3-3	2	0	ND
5/29/15	vs. Oral Roberts	0.1	0	0-0	0	0	ND
5/31/15	vs. St. John's	1.1	4	2-1	0	1	ND
TOTALS	22 G, 0 GS	31.0	31	14-13	10	20	1-2

Josh Alberius 2014 Game-By-Game (R-Sophomore)
(1 Appearances, 0 Starts)

Date	Opponent	IP	H	R-ER	BB	K	Result
3/21/14	Alabama	0.2	0	0-0	0	0	ND
TOTALS	1 G, 0 GS	0.2	0	0-0	0	0	0-0

2017 HIGHLIGHTS

- Made first appearance of the year against Miami (Ohio), going 3.2 innings and tying a career-high five strikeouts.
- His five strikeouts against Miami (Ohio) were the most since totaling five against Auburn on March 25 of 2016.
- Made first collegiate start at Louisiana Tech (2/28), throwing a career-high 5.1 innings and striking out a career-high seven batters.
- His seven strikeouts was a career-high and his most in a start this year.
- Earned his first win as a starter after a 4.2 inning outing against Mississippi State (March 19, 2017), scattering five hits, but not giving up a run to help the Hogs sweep the Bulldogs.
- Has started eight of his last 11 appearances and has given up 14 earned runs over 27.0 for a 4.45 ERA.
- Picked up his second save of the year after needing only 15 pitches to close out a 2-0 win over Memphis (April 19) in North Little Rock.

#36 CANNON CHADWICK • SR • RHP • 6-0 • 195

CAREER HIGHS

Category	High	Opponent (Last)	Date
Innings	4.1	at #10 Auburn	4/22/17
Longest Start	3.0	Gonzaga	3/11/15
Shortest Start	3.0	Gonzaga	3/11/15
Longest Relief	4.1	at #10 Auburn	4/22/17
Hits	5	LSU	3/20/15
Runs	6	LSU	3/20/15
Earned Runs	6	LSU	3/20/15
Walks	5	Gonzaga	3/11/15
Strikeouts	5	Mississippi State	3/18/17

CAREER VS. 2017 OPPONENTS

Team	ERA	W-L	G-GS	IP	H	R	ER	BB-K
La. Tech	0.00	0-0	1-0	3.0	2	0	0	0-1
ULM	0.00	0-0	1-0	1.0	0	0	0	0-2
LSU	27.00	0-0	1-0	2.0	5	6	6	2-2

CHADWICK'S CAREER APPEARANCES

Cannon Chadwick 2017 Game-By-Game (Senior)
(21 Appearances, 0 Starts)

Date	Opponent	IP	H	R-ER	BB	K	Result
2/17/17	Miami (Ohio)	2.0	1	0-0	0	4	ND
2/24/17	Bryant	1.1	3	2-0	0	3	ND
2/25/17	Bryant	1.0	0	0-0	0	2	ND
2/28/17	at Louisiana Tech	2.2	3	0-0	0	2	ND
3/5/17	vs. #14 Oklahoma St.	2.1	3	2-2	1	1	ND
3/10/17	Rhode Island	0.2	1	0-0	0	2	W, 1-0
3/12/17	Rhode Island	1.0	0	0-0	0	2	ND
3/14/17	Alcorn State	1.1	0	0-0	0	1	W, 2-0
3/17/17	Mississippi St.	1.0	0	0-0	0	2	S, 1
3/18/17	Mississippi St.	2.2	0	0-0	0	5	S, 2
3/26/17	at #18 Missouri	2.0	2	3-3	3	3	ND
4/2/17	at Alabama	3.0	3	1-1	1	2	W, 3-0
4/8/17	#13 LSU	1.1	2	5-2	1	2	L, 3-1
4/14/17	Georgia	2.2	1	0-0	0	3	ND
4/22/17	at #10 Auburn	4.1	0	0-0	2	4	W, 4-1
4/23/17	at #10 Auburn	0.0	2	3-3	1	0	L, 4-2
4/25/17	vs. Kansas State	0.2	0	0-0	1	0	ND
4/28/17	Ole Miss-1	0.1	0	0-0	1	0	ND
4/28/17	Ole Miss-2	0.0	0	0-0	0	0	ND
5/13/17	#25 Vanderbilt	0.1	0	0-0	0	0	ND
5/19/17	at #22 Texas A&M	0.2	0	0-0	0	0	ND
TOTALS	21 G, 0 GS	28.0	21	16-11	11	29	4-1 (2 SV)

Cannon Chadwick 2016 Game-By-Game (Junior)
(8 Appearances, 0 Starts)

Date	Opponent	IP	H	R-ER	BB	K	Result
2/20/16	Central Michigan	2.0	1	0-0	1	1	ND
2/24/16	Mississippi Valley St.	1.0	0	0-0	0	1	ND
2/28/16	vs. #23 Texas Tech	2.1	3	1-1	1	3	W, 1-0
3/2/16	Louisiana Tech	3.0	2	0-0	0	1	ND
3/5/16	Eastern Illinois	2.2	2	1-0	1	1	ND
3/9/16	Gonzaga	0.2	3	2-2	1	1	ND
4/12/16	ULM	1.0	0	0-0	0	2	ND
4/15/16	#2 Florida	2.2	2	0-0	0	0	ND
TOTALS	8 G, 0 GS	15.1	13	4-3	4	10	1-0

Cannon Chadwick 2015 Game-By-Game (Sophomore)
(12 Appearances, 1 Starts)

Date	Opponent	IP	H	R-ER	BB	K	Result
2/13/15	North Dakota	1.1	1	0-0	1	3	W, 1-0
2/20/15	vs. #22 UCF	2.0	2	1-1	1	1	ND
2/22/15	vs. #13 Maryland	0.1	0	0-0	0	1	ND
3/3/15	Eastern Illinois	1.0	0	0-0	1	0	ND
3/7/15	Loyola Marymount	0.1	0	1-1	1	0	ND
3/8/15	Loyola Marymount	0.2	0	0-0	0	1	ND
3/11/15	Gonzaga*	3.0	2	2-1	5	1	ND

3/18/15	SE Missouri St.	1.2	2	1-1	1	1	ND
3/20/15	#1 LSU	2.0	5	6-6	2	2	ND
4/8/15	Mississippi Valley St.	1.0	3	0-0	0	0	ND
4/11/15	Kentucky	1.1	1	0-0	3	0	ND
4/15/15	Stephen F. Austin	0.2	4	2-2	2	0	ND
TOTALS	12 G, 1 GS	15.1	20	13-12	17	10	1-0

2017 HIGHLIGHTS

- Came back for senior season after being shut down for injury in 2016 after just eight appearances.
- Made his first appearance of the year against Miami (Ohio) striking out a career-high four batters in just two innings.
- Earned the win and scored the winning run against Alcorn State (March 14, 2017) after drawing a walk in the bottom of the ninth and scoring from second two batters later.
- Recorded back-to-back saves in games one and two against Mississippi State (March 17-18, 2017), his first two of the year, which leads the team.
- Struck out two of the three batters faced in the ninth inning on Friday night to preserve a two-run lead and give the Razorbacks its first conference game.
- Earned the second save after coming in with the bases loaded in the seventh inning of game two and a two-run lead. Only one run scored, but he struck out the final five of seven batters he faced through the ninth inning.
- Held Georgia scoreless over the 6th and 7th innings in game two of the series, striking out three, his fifth outing with three or more strikeouts this year.

#32 MATT CRONIN • FR • LHP • 6-2 • 190

CAREER HIGHS

Category	High	Opponent (Last)	Date
Innings	3.0	vs. Kansas State	4/25/17
Longest Start	--	--	--
Shortest Start	--	--	--
Longest Relief	3.0	vs. Kansas State	4/25/17
Hits	2	3x (vs. Kansas State)	4/25/17
Runs	1	2x (New Orleans)	3/22/17
Earned Runs	1	2x (New Orleans)	3/22/17
Walks	2	ULM	3/8/17
Strikeouts	5	vs. Kansas State	4/25/17

CRONIN'S CAREER APPEARANCES

Matt Cronin 2017 Game-By-Game (Freshman)
(10 Appearances, 0 Starts)

Date	Opponent	IP	H	R-ER	BB	K	Result
3/4/17	vs. Nebraska	1.0	0	0-0	0	2	ND
3/8/17	ULM	2.0	0	0-0	2	3	ND
3/15/17	Alcorn State	2.0	2	1-1	0	4	ND
3/22/17	New Orleans	0.0	0	1-1	1	0	ND
4/1/17	at Alabama	1.0	1	0-0	1	1	ND
4/5/17	Grand Canyon	1.0	0	0-0	0	2	ND
4/11/17	at Missouri State	1.2	1	0-0	1	2	W, 1-0
4/18/17	Memphis	1.1	2	0-0	0	2	W, 2-0
4/25/17	vs. Kansas State	3.0	2	0-0	1	5	ND
5/19/17	at No. 22 Texas A&M	0.1	0	0-0	0	0	ND
TOTALS	10 G, 0 GS	13.1	8	2-2	6	21	2-0

2017 HIGHLIGHTS

- Made his first collegiate appearance against Nebraska (March 4) at the Frisco Classic, throwing a scoreless inning with two strikeouts.
- Struck out a combined nine batters in his first three appearances, all out of the bullpen, giving up just a single earned run against Alcorn State (March 15).
- Threw a scoreless frame against Alabama (April 1), striking out one and walking one.
- Notched his first collegiate win after holding Missouri State scoreless through the second, third, and part of the fourth inning, striking out two and allowing just one hit.
- Earned his second win of the season after holding Memphis (April 18) for 1.1 innings after the Hogs came back from a 3-0 deficit.
- Had his best outing of his young career, going three scoreless innings against Kansas State, the longest of any Hog pitcher in the 6-5 win over the Wildcats.

#29 ANGUS DENTON • FR • RHP • 5-11 • 160

CAREER HIGHS

Category	High	Opponent (Last)	Date
Innings	5.2	at #10 Auburn	4/21/17
Longest Start	--	--	--
Shortest Start	--	--	--
Longest Relief	5.2	at #10 Auburn	4/21/17
Hits	7	at #10 Auburn	4/21/17
Runs	5	at #10 Auburn	4/21/17
Earned Runs	5	at #10 Auburn	4/21/17
Walks	2	at #10 Auburn	4/21/17
Strikeouts	5	at #10 Auburn	4/21/17

DENTON'S CAREER APPEARANCES

Angus Denton 2017 Game-By-Game (Freshman)
(8 Appearances, 0 Starts)

Date	Opponent	IP	H	R-ER	BB	K	Result
2/25/17	Bryant	0.1	0	0-0	0	0	ND
3/4/17	vs. Nebraska	0.1	0	0-0	1	0	ND
3/7/17	ULM	1.0	2	0-0	0	2	ND
3/15/17	Alcorn State	1.0	0	0-0	0	1	ND
4/4/17	Grand Canyon	1.0	0	0-0	0	1	ND
4/18/17	Memphis	1.0	0	0-0	0	1	ND
4/21/17	at #10 Auburn	5.2	7	5-5	2	5	ND
4/25/17	vs. Kansas State	0.0	1	1-1	0	0	ND
TOTALS	8 G, 0 GS	10.1	10	6-6	3	10	0-0

#45 KEVIN KOPPS • R-FR • RHP • 6-0 • 190

CAREER HIGHS

Category	High	Opponent (Last)	Date
Innings	5.2	Georgia	4/15/17
Longest Start	3.1	2x (Bryant)	2/26/17
Shortest Start	3.1	2x (Bryant)	2/26/17
Longest Relief	5.2	Georgia	4/15/17
Hits	5	3x (at #10 Auburn)	4/23/17
Runs	3	2x (#13 LSU)	4/8/17
Earned Runs	3	2x (#13 LSU)	4/8/17
Walks	3	2x (at #18 Missouri)	3/26/17
Strikeouts	5	Miami (Ohio)	2/19/17

KOPPS' CAREER APPEARANCES

Kevin Kopps 2017 Game-By-Game (R-Freshman)
(18 Appearances, 3 Starts)

Date	Opponent	IP	H	R-ER	BB	K	Result
2/19/17	Miami (Ohio)*	3.1	2	1-1	2	5	W, 1-0
2/26/17	Bryant*	3.1	4	2-2	2	2	ND
3/3/17	vs. #5 Arizona	0.2	0	0-0	0	0	ND
3/5/17	vs. #30 Oklahoma St.	2.1	1	0-0	1	1	ND
3/12/17	Rhode Island	3.0	1	0-0	3	3	ND
3/17/17	Mississippi St.	0.2	1	0-0	0	1	ND
3/22/17	New Orleans	1.0	0	0-0	0	1	ND
3/26/17	at #18 Missouri	3.2	2	2-2	3	4	ND
4/1/17	at Alabama	3.0	5	3-3	0	4	ND
4/8/17	#13 LSU	0.2	2	3-3	1	0	ND
4/11/17	at Missouri State	1.0	2	1-1	0	1	ND
4/15/17	Georgia	5.2	5	0-0	2	3	W, 2-0
4/23/17	at #10 Auburn	1.0	3	1-1	2	0	ND
4/25/17	vs. Kansas State*	2.0	1	1-1	0	1	ND
4/27/17	Ole Miss	2.2	2	0-0	1	2	ND
5/4/17	at Tennessee	2.2	2	0-0	0	2	ND
5/12/17	#25 Vanderbilt	2.0	1	0-0	0	2	W, 3-0
5/20/17	at No. 22 Texas A&M	3.0	2	0-0	1	4	S, 2
TOTALS	18 G, 3 GS	41.2	36	14-14	18	363-0 (2 SV)	

2017 HIGHLIGHTS

- Was the Sunday starter for the first two weekends of the season, garnering a win in first collegiate start against Miami (Ohio) (Feb. 19).
- Moved to the bullpen prior to the Frisco Classic and made appearances against No. 5 Arizona (March 3) and No. 30 Oklahoma State (March 5), allowing just one hit over 3.0 innings.
- Had a seven-inning scoreless streak from his first appearance out of the bullpen (No. 5 Arizona, March 3) to his one-inning save against New Orleans (March 22).
- Corralled his first save of the season after pitching a perfect ninth inning against New Orleans (March 22) with one strikeout.
- Pitched a career-long 5.2 innings against Georgia (April 15), scattering five hits in his sixth scoreless outing this season. It's the longest scoreless outing by a Razorback reliever this year.
- Pitched his third straight outing of two or more innings without giving up a run after giving up just one hit in the eighth and ninth innings to lead to the 4-3 walk-off win over Vanderbilt. It was his third win of the year.
- Picked up his second save of the year after pitching the final three innings in a 8-0 victory at No. 22 Texas A&M, his fourth-straight scoreless outing.

#35 JACOB KOSTYSHOCK • FR • RHP • 6-4 • 175

CAREER HIGHS

Category	High	Opponent (Last)	Date
Innings	2.0	ULM	3/8/17
Longest Start	--	--	--
Shortest Start	--	--	--
Longest Relief	2.0	ULM	3/8/17
Hits	3	Grand Canyon	4/4/17
Runs	3	vs. Nebraska	3/4/17
Earned Runs	3	vs. Nebraska	3/4/17
Walks	3	vs. Nebraska	3/4/17
Strikeouts	2	2x (ULM)	3/8/17

KOSTYSHOCK'S CAREER APPEARANCES

Jacob Kostyshock 2017 Game-By-Game (Freshman)
(6 Appearances, 0 Starts)

Date	Opponent	IP	H	R-ER	BB	K	Result
3/4/17	vs. Nebraska	0.2	2	3-3	3	2	ND
3/8/17	ULM	2.0	0	0-0	0	2	ND
3/15/17	Alcorn State	1.0	0	0-0	0	0	ND
4/4/17	Grand Canyon	0.2	3	1-1	0	1	ND
4/13/17	Georgia	0.0	0	0-0	2	0	ND
4/25/17	vs. Kansas State	1.0	1	0-0	1	1	W, 1-0
TOTALS	6 G, 0 GS	5.2	6	4-4	6	6	1-0

2017 HIGHLIGHTS

- Made his first collegiate appearance against Nebraska in the Frisco Classic, striking out two and giving up three earned runs.
- Garnered his first collegiate win after throwing a scoreless 10th inning and striking out one against Kansas State in Kauffman Stadium.
- Has only allowed one run over his last 4.2 innings dating back his appearance against ULM (March 8).

#27 EVAN LEE • FR • LHP • 6-2 • 190

CAREER HIGHS

Category	High	Opponent (Last)	Date
Innings	2.1	vs. #30 Oklahoma St.	3/5/17
Longest Start	1.0	at Louisiana Tech	3/1/17
Shortest Start	1.0	at Louisiana Tech	3/1/17
Longest Relief	2.1	vs. #30 Oklahoma St.	3/5/17
Hits	3	2x (at #10 Auburn)	4/23/17
Runs	3	at Louisiana Tech	3/1/17
Earned Runs	3	at Louisiana Tech	3/1/17
Walks	1	5x (at #10 Auburn)	4/22/17
Strikeouts	2	6x (at #10 Auburn)	4/23/17

LEE'S CAREER APPEARANCES

Evan Lee 2017 Game-By-Game (Freshman)
(12 Appearances, 1 Start)

Date	Opponent	IP	H	R-ER	BB	K	Result
2/26/17	Bryant	1.0	0	0-0	0	1	ND
3/1/17	at Louisiana Tech*	1.0	2	3-3	0	0	ND
3/5/17	vs. #30 Oklahoma St.	2.1	1	1-0	1	2	ND
3/15/17	Alcorn State	1.0	0	0-0	1	2	ND
3/17/17	Mississippi St.	0.1	0	0-0	0	0	ND
4/5/17	Grand Canyon	2.0	3	1-1	1	2	ND
4/11/17	at Missouri State	1.0	2	0-0	0	2	ND
4/18/17	Memphis	2.0	0	0-0	1	2	ND
4/22/17	at #10 Auburn	0.1	0	0-0	1	1	ND
4/23/17	at #10 Auburn	1.2	3	2-2	0	2	ND
4/28/17	Ole Miss	1.0	0	0-0	0	0	S, 1
5/18/17	at No. 22 Texas A&M	0.1	0	0-0	0	0	ND
TOTALS	12 G, 1 GS	13.2	11	7-6	4	12	0-0 (1 SV)

2017 HIGHLIGHTS

- Made his first collegiate start in game two against Louisiana Tech (March 1), giving up three earned runs in one inning.
- Picked up a key strikeout with the bases loaded in the sixth inning to help lock up a series evening win over No. 10 Auburn (April 22).
- Earned his first save after pitching a flawless ninth inning in a 7-4 win over Ole Miss (April 28), needing just six pitches to prevent a series sweep.

#46 BARRETT LOSEKE • SO • RHP • 6-0 • 170

CAREER HIGHS

Category	High	Opponent (Last)	Date
Innings	4.2	Rhode Island	3/10/17
Longest Start	4.0	2x (at S. Carolina)	3/19/16
Shortest Start	1.0	at Ole Miss	4/10/16
Longest Relief	4.2	Rhode Island	3/10/17
Hits	4	2x (Bryant)	2/26/17
Runs	3	4x (Memphis)	4/18/17
Earned Runs	3	4x (Memphis)	4/18/17
Walks	3	4x (Memphis)	4/18/17
Strikeouts	7	at Louisiana Tech	3/1/17

CAREER VS. 2017 OPPONENTS

Team	ERA	W-L	G-GS	IP	H	R	ER	BB-K
Oklahoma St.	0.00	0-0	1-0	1.0	0	0	0	1-0
ULM	0.00	0-0	1-0	1.0	1	0	0	0-1
Mississippi St.	0.00	0-0	1-0	1.0	1	0	0	0-2
Missouri	8.71	0-1	2-1	3.2	5	5	5	2-4
LSU	0.00	0-0	3-0	2.2	4	0	0	3-3
Missouri St.	9.00	0-1	2-1	3.0	3	4	4	2-2
Auburn	4.09	0-0	2-1	3.0	5	1	1	1-2
Ole Miss	27.00	0-1	1-1	1.0	2	3	3	2-3
Texas A&M	0.00	0-0	1-0	3.2	0	0	0	0-4

LOSEKE'S CAREER APPEARANCES

Barrett Loseke 2017 Game-By-Game (Sophomore)
(14 Appearances, 2 Starts)

Date	Opponent	IP	H	R-ER	BB	K	Result
2/19/17	Miami (Ohio)	1.0	0	0-0	2	2	ND
2/26/17	Bryant	2.1	4	3-3	2	3	ND
3/1/17	at Louisiana Tech	4.0	1	0-0	1	7	W, 1-0
3/10/17	Rhode Island	4.2	3	0-0	0	3	W, 2-0
3/18/17	Mississippi St.	0.0	0	0-0	1	0	ND
3/22/17	New Orleans	3.1	1	0-0	1	4	W, 3-0
3/26/17	at #18 Missouri	0.1	3	2-2	1	0	ND
4/5/17	Grand Canyon*	2.0	0	0-0	2	2	ND
4/7/17	#13 LSU	1.0	3	0-0	0	1	ND
4/11/17	at Missouri State	1.0	1	2-2	1	1	ND
4/13/17	Georgia	1.2	0	0-0	1	2	ND
4/18/17	Memphis*	3.0	3	3-3	3	2	ND
4/23/17	at #10 Auburn	0.1	1	0-0	0	0	ND
4/25/17	vs. Kansas State	0.1	1	2-2	1	0	ND
TOTALS	14 G, 2 GS	25.0	21	12-12	16	27	3-0

Barrett Loseke 2016 Game-By-Game (Freshman)
(17 Appearances, 6 Starts)

Date	Opponent	IP	H	R-ER	BB	K	Result
2/20/16	Central Michigan	0.1	1	0-0	0	0	ND
2/23/16	Mississippi Valley St.	2.0	1	0-0	0	3	ND
2/28/16	vs. #23 Texas Tech	1.1	2	0-0	3	3	ND
3/9/16	Gonzaga	3.0	1	0-0	1	1	ND
3/13/16	Western Illinois*	4.0	1	0-0	1	4	W, 1-0
3/19/16	at #12 South Carolina*	4.0	3	2-2	3	3	ND
3/27/16	Auburn*	2.2	4	1-1	1	2	ND
4/3/16	Missouri*	3.1	2	3-3	1	4	L, 1-1
4/10/16	at #14 Ole Miss*	1.0	2	3-3	2	3	L, 1-2
4/12/16	ULM	1.0	1	0-0	0	1	ND
4/16/16	#2 Florida	0.2	0	0-0	3	2	ND
4/26/16	#18 Oklahoma St.	1.0	0	0-0	1	0	ND
4/30/16	#2 Texas A&M-2	3.2	2	0-0	0	4	ND
5/6/16	at #13 LSU	0.0	0	0-0	2	0	ND
5/8/16	at #13 LSU	1.2	1	0-0	1	2	ND
5/17	Missouri St.*	2.0	2	2-2	1	1	L, 1-3
5/20/16	at #4 Mississippi St.	1.0	1	0-0	0	2	ND
TOTALS	17 G, 6 GS	32.2	24	11-11	20	35	1-3

2017 HIGHLIGHTS

- Was one of four pitchers used to earn sweep of Miami (Ohio) in game three of series.
- Came out of the bullpen against Louisiana Tech (3/1) and shut down the offense for 4.0 innings, striking out a career-high seven batters to earn the victory.
- Topped himself with a 4.2 inning outing against Rhode Island from the bullpen, giving up no runs and no walks while earning his second win of the year.
- Earned his third win after relieving Kacey Murphy in the third inning against New Orleans. Went on to hold the Privateers to one hit with four strikeouts.

#21 KACEY MURPHY • SO • LHP • 6-0 • 190

CAREER HIGHS

Category	High	Opponent (Last)	Date
Innings	7.0	Memphis	4/19/17
Longest Start	7.0	Memphis	4/19/17
Shortest Start	3.0	Alcorn State	3/15/17
Longest Relief	2.1	Missouri St.	5/17/16
Hits	6	Alcorn State	3/15/17
Runs	5	Missouri St.	5/17/16
Earned Runs	4	Missouri St.	5/17/16
Walks	4	New Orleans	3/22/17
Strikeouts	10	Grand Canyon	4/5/17

CAREER VS. 2017 OPPONENTS

Team	ERA	W-L	G-GS	IP	H	R	ER	BB-K
Oklahoma St.	0.00	0-0	1-0	0.1	0	0	0	0-1
Missouri	18.00	0-0	2-0	0.0	5	5	5	2-0
Missouri St.	10.71	0-0	3-1	4.2	6	7	5	3-7
Auburn	5.29	0-0	2-0	5.1	6	3	3	0-5
Texas A&M	0.00	0-0	1-0	0.0	1	0	0	1-0

MURPHY'S CAREER APPEARANCES

Kacey Murphy 2017 Game-By-Game (Sophomore)
(15 Appearances, 7 Starts)

Date	Opponent	IP	H	R-ER	BB	K	Result
2/19/17	Miami (Ohio)	1.0	0	0-0	0	1	ND
2/24/17	Bryant	0.1	1	0-0	1	1	ND
3/3/17	vs. #5 Arizona	1.1	2	1-1	1	0	ND
3/8/17	ULM*	5.0	3	2-2	1	9	W, 1-0
3/15/17	Alcorn State*	3.0	6	1-1	1	6	W, 2-0
3/19/17	Mississippi St.	0.1	0	0-0	0	0	ND
3/22/17	New Orleans*	2.2	2	0-0	4	3	ND
3/25/17	at #18 Missouri	0.0	3	3-3	1	0	ND
4/5/17	Grand Canyon*	4.0	5	0-0	0	10	W, 3-0
4/11/17	at Missouri State*	1.2	3	1-1	0	2	ND
4/15/17	Georgia	0.1	1	0-0	1	0	ND
4/19/17	Memphis*	7.0	1	0-0	1	7	W, 4-0
4/23/17	at #10 Auburn	3.1	2	1-1	0	2	ND
4/28/17	Ole Miss*	1.2	3	3-3	2	2	ND
5/13/17	#25 Vanderbilt	1.0	3	3-3	2	2	ND
TOTALS	15 G, 7 GS	33.2	35	15-15	15	45	4-0

Kacey Murphy 2016 Game-By-Game (Freshman)
(14 Appearances, 0 Starts)

Date	Opponent	IP	H	R-ER	BB	K	Result
2/19/16	Central Michigan	0.1	0	0-0	1	1	ND
2/21/16	Central Michigan	0.2	0	0-0	1	0	ND
2/23/16	Mississippi Valley St.	1.0	1	1-1	1	1	ND
3/4/16	Eastern Illinois	1.0	1	0-0	0	0	ND
3/9/16	Gonzaga	0.1	0	1-1	0	0	ND
3/13/16	Western Illinois	1.2	0	0-0	0	2	ND
3/18/16	at #12 South Carolina	0.2	3	1-1	1	0	ND
3/26/16	Auburn	2.0	4	2-2	0	3	ND
4/3/16	Missouri	0.0	2	2-2	1	0	ND
4/19/16	#25 Creighton	0.2	1	0-0	0	1	ND
4/26/16	#18 Oklahoma St.	0.1	0	0-0	0	1	ND
5/1/16	#2 Texas A&M	0.0	1	0-0	1	0	ND
5/3/16	at Missouri St.	0.2	0	1-0	2	0	ND
5/17/16	Missouri St.	2.1	3	5-4	1	5	ND
TOTALS	14 G, 0 GS	11.2	16	13-11	9	14	0-0

2017 HIGHLIGHTS

- Earned his first win of the season in his first collegiate start, going a career-high 5.0 innings against ULM (3/8/17) and striking out nine
- Started for the second straight midweek game, going 3.0 innings against Alcorn State and gave up just one earned run with six strikeouts.
- Struck out a career-high 10 Grand Canyon batters in his fourth start of the year. Achieved the feat in just four innings and striking out the side in his final three innings.

#34 JAKE REINDL • SO • RHP • 6-1 • 200

CAREER HIGHS

Category	High	Opponent (Last)	Date
Innings	6.1	Ole Miss	4/28/17
Longest Start	--	--	--
Shortest Start	--	--	--
Longest Relief	6.1	Ole Miss	4/28/17
Hits	6	Ole Miss	4/28/17
Runs	2	2x (at Tennessee)	5/4/17
Earned Runs	2	Gonzaga	3/9/16
Walks	3	Ole Miss	4/28/17
Strikeouts	6	2x (#25 Vanderbilt)	5/14/17

REINDL'S CAREER APPEARANCES

Jake Reindl 2017 Game-By-Game (Sophomore) (19 Appearances, 0 Starts)

Date	Opponent	IP	H	R-ER	BB	K	Result
2/17/17	Miami (Ohio)	3.0	2	0-0	0	3	ND
2/24/17	Bryant	0.1	1	2-2	1	0	ND
3/1/17	at Louisiana Tech	2.0	3	0-0	0	2	ND
3/5/17	vs. #14 Oklahoma St.	0.0	0	0-0	1	0	ND
3/14/17	Alcorn State	2.1	4	1-1	1	1	ND
3/22/17	New Orleans	0.2	2	1-1	1	1	ND
3/25/17	at #18 Missouri	2.2	2	0-0	0	4	ND
4/1/17	at Alabama	2.2	0	0-0	0	5	ND
4/4/17	Grand Canyon	2.1	0	0-0	0	1	ND
4/9/17	#13 LSU	5.2	2	1-1	0	5	ND
4/14/17	Georgia	2.0	1	0-0	2	1	W, 1-0
4/18/17	Memphis	1.2	3	4-4	0	0	ND
4/22/17	at #10 Auburn	3.0	2	0-0	1	6	S, 1
4/25/17	vs. Kansas State	1.1	1	0-0	1	1	ND
4/28/17	Ole Miss	6.1	6	1-1	3	5	W, 2-0
5/4/17	at Tennessee	0.1	2	2-0	1	0	L, 2-1
5/12/17	#25 Vanderbilt	0.0	0	0-0	1	0	ND
5/14/17	#25 Vanderbilt	4.1	3	0-0	0	6	S, 2
5/18/17	at No. 22 Texas A&M	2.0	1	1-1	1	2	W, 3-1
TOTALS	19 G, 0 GS	42.2	35	13-11	13	43	3-1 (2 SV)

Jake Reindl 2016 Game-By-Game (Freshman) (6 Appearances, 0 Starts)

Date	Opponent	IP	H	R-ER	BB	K	Result
2/24/16	Mississippi Valley St.	1.0	0	0-0	0	2	ND
3/9/16	Gonzaga	0.1	2	2-2	0	0	ND
3/15/16	Grambling St.	1.0	1	0-0	0	0	ND

2017 HIGHLIGHTS

- Held Louisiana Tech (March 1) scoreless over 2.0 innings of relief to help in nine-run comeback.
- Had another 2+ inning outing in game two against Missouri (March 25), going 2.2 innings and striking out a career-high four batters.
- Had another 2.2-inning outing against SEC play, striking out a career-high five batters against Alabama (April 1), while also not allowing a hit.
- Struck out a career-high six batters in the 7-3 win over No. 10 Auburn (April 22).
- Picked up his second win of the season after a career-long 6.1 innings against Ole Miss (April 28).
- Pitched the final 4.1 innings against Vanderbilt (May 14), tying a career-high six strikeouts to earn his second save of the season.
- Pitched the 9th and 10th innings at No. 22 Texas A&M (May 18) to earn his third win of the year, giving up just one run on one hit.

#37 WESTON ROGERS • SO • LHP • 6-4 • 215

CAREER HIGHS

Category	High	Opponent (Last)	Date
Innings	4.0	Grambling St.	3/16/16
Longest Start	4.0	Grambling St.	3/16/16
Shortest Start	1.2	Gonzaga	3/9/16
Longest Relief	2.0	2x (Ok. St.)	4/26/16
Hits	5	Bryant	2/25/17
Runs	4	Bryant	2/25/17
Earned Runs	4	Bryant	2/25/17
Walks	2	4x (at #10 Auburn)	4/21/17
Strikeouts	4	2x (at Missouri St.)	5/3/16

ROGERS' CAREER APPEARANCES

Weston Rogers 2017 Game-By-Game (Sophomore) (11 Appearances, 0 Starts)

Date	Opponent	IP	H	R-ER	BB	K	Result
2/18/17	Miami (Ohio)	1.0	0	0-0	0	1	ND
2/25/17	Bryant	1.1	5	4-4	0	3	ND
2/28/17	at Louisiana Tech	0.0	1	1-0	0	0	ND
3/4/17	vs. Nebraska	1.0	0	0-0	2	1	ND
3/14/17	Alcorn State	1.1	2	0-0	0	2	ND
3/22/17	New Orleans	1.1	0	0-0	0	1	ND
4/4/17	Grand Canyon	3.0	2	1-1	0	3	W, 1-0
4/11/17	Missouri State	0.2	0	0-0	0	0	ND
4/13/17	Georgia	1.1	2	3-3	2	2	ND
4/21/17	at #10 Auburn	0.0	0	2-2	2	0	ND
4/25/17	vs. Kansas State	0.2	0	0-0	1	0	ND
TOTALS	11 G, 0 GS	11.2	12	11-10	7	13	1-0

Weston Rogers 2016 Game-By-Game (Freshman) (11 Appearances, 5 Starts)

Date	Opponent	IP	H	R-ER	BB	K	Result
2/24/16	Mississippi Valley St.*	2.0	1	0-0	0	4	W, 1-0
2/28/16	vs. #23 Texas Tech	0.1	2	0-0	0	0	ND
3/2/16	Louisiana Tech*	2.2	3	2-2	1	1	ND
3/5/16	Eastern Illinois	1.1	0	0-0	0	3	ND
3/9/16	Gonzaga*	1.2	2	2-2	1	1	ND
3/16/16	Grambling St.*	4.0	3	2-2	0	2	ND
4/19/16	#25 Creighton	2.0	1	0-0	0	1	ND
4/26/16	#18 Oklahoma St.	2.0	2	2-2	2	1	ND
4/30/16	#2 Texas A&M-2	0.0	1	0-0	0	0	ND
5/3/16	at Missouri St.*	3.0	3	3-3	1	4	L, 1-1
5/8/16	at #13 LSU	1.0	2	2-2	1	0	ND
TOTALS	11 G, 5 GS	20.0	20	13-13	6	17	1-1

#25 DOMINIC TACCOLINI • SR • RHP • 6-3 • 230

CAREER HIGHS

Category	High	Opponent (Last)	Date
Innings	10.0	at Kentucky	4/22/16
Longest Start	10.0	at Kentucky	4/22/16
Shortest Start	1.0	Missouri	4/1/16
Longest Relief	4.2	at Virginia	5/3/14
Hits	12	at S. Carolina	3/18/16
Runs	8	3x (Alabama)	5/13/16
Earned Runs	8	3x (Alabama)	5/13/16
Walks	6	at Texas A&M	4/18/16
Strikeouts	10	2x (ULM)	3/7/17

CAREER VS. 2017 OPPONENTS

Team	ERA	W-L	G-GS	IP	H	R	ER	BB-K
Mississippi St.	2.81	1-1	3-2	16.0	16	8	5	7-13
Missouri	2.57	0-0	3-2	7.0	6	3	2	3-5
Grambling St.	0.00	0-0	1-0	2.0	2	0	0	2-2
Alabama	11.25	0-1	5-2	12.0	13	15	15	14-13
LSU	6.14	1-1	4-2	13.2	16	10	9	6-4
Missouri St.	0.00	1-0	2-0	3.0	0	0	0	0-5
Georgia	4.09	0-0	2-0	2.2	4	2	1	3-2
Memphis	16.36	0-0	1-0	1.1	2	2	2	1-3
Auburn	2.25	0-0	3-2	12.0	14	4	3	7-7
Ole Miss	7.50	1-0	4-2	13.2	13	11	11	8-13
Tennessee	0.00	0-0	1-0	2.1	0	0	0	0-1
Vanderbilt	3.96	1-1	2-2	9.1	11	8	4	4-3
Texas A&M	8.14	1-1	4-4	21.0	26	19	19	13-18

TACCOLINI'S CAREER APPEARANCES

Dominic Taccolini 2017 Game-By-Game (Senior)
(15 Appearances, 4 Starts)

Date	Opponent	IP	H	R-ER	BB	K	Result
2/18/17	Miami (Ohio)	3.0	0	0-0	1	4	ND
2/24/17	Bryant	1.0	0	0-0	2	2	W, 1-0
2/26/17	Bryant	1.1	2	1-1	1	0	W, 2-0
3/1/17	at Louisiana Tech	0.2	4	7-7	2	0	ND
3/7/17	ULM*	6.0	7	2-2	2	10	W, 3-0
3/14/17	Alcorn State*	4.0	5	1-1	0	3	ND
3/19/17	Mississippi St.	4.0	1	1-1	1	5	ND
3/24/17	at #18 Missouri	3.0	2	0-0	1	4	ND
3/31/17	at Alabama	1.0	0	0-0	0	0	ND
4/2/17	at Alabama	3.0	1	1-1	3	2	ND
4/7/17	#13 LSU	2.0	3	3-3	2	1	ND
4/11/17	at Missouri State	1.0	0	0-0	0	3	ND
4/14/17	Georgia	0.2	3	2-1	1	0	ND
5/14/17	#25 Vanderbilt*	4.2	3	1-1	1	1	W, 4-0
5/19/17	at #22 Texas A&M*	6.0	7	5-5	4	3	L, 4-1
TOTALS	14 G, 3 GS	35.1	31	19-18	17	35	4-0 (2 SV)

Dominic Taccolini 2016 Game-By-Game (Junior)
(15 Appearances, 13 Starts)

Date	Opponent	IP	H	R-ER	BB	K	Result
2/19/16	Central Michigan*	7.0	1	1-1	1	3	W, 1-0
2/26/16	vs. #24 Rice*	6.0	5	2-2	1	6	W, 2-0
3/4/16	Eastern Illinois*	5.0	4	2-2	1	5	W, 3-0
3/11/16	Western Illinois*	7.0	2	1-1	2	9	ND
3/18/16	at #12 South Carolina*	6.0	12	8-8	1	2	L, 3-1
3/25/16	Auburn*	2.0	6	2-2	3	3	ND
4/1/16	Missouri*	1.0	4	3-2	1	0	ND
4/6/16	at Memphis	1.1	2	2-2	1	3	ND
4/10/16	at #14 Ole Miss	3.2	4	3-3	1	4	ND
4/14/16	#2 Florida*	3.0	1	3-3	3	2	L, 3-2
4/22/16	at #12 Kentucky*	10.0	5	0-0	0	10	W, 4-2
4/30/16	#2 Texas A&M-1*	6.0	9	5-5	2	6	W, 5-2
5/6/16	at #13 LSU*	5.0	5	5-4	3	1	L, 5-3
5/13/16	Alabama*	3.2	7	8-8	4	4	L, 5-4

5/19/16	at #4 Mississippi St.*	5.1	11	7-3	2	3	L, 5-5
TOTALS	15 G, 13 GS	72.0	78	52-46	26	61	5-5

Dominic Taccolini 2015 Game-By-Game (Sophomore)
(17 Appearances, 13 Starts)

Date	Opponent	IP	H	R-ER	BB	K	Result
2/14/15	North Dakota-1*	6.0	4	2-2	0	8	W, 1-0
2/20/15	vs. #22 UCF*	4.0	4	3-3	3	6	L, 1-1
3/2/15	Eastern Illinois-1*	6.0	2	1-1	2	4	W, 2-1
3/7/15	Loyola Marymount*	7.0	5	2-2	0	9	W, 3-1
3/14/15	at #5 Vanderbilt-2*	4.2	8	7-3	3	2	L, 3-2
3/19/15	#1 LSU*	6.0	6	1-1	1	2	W, 4-2
3/26/15	Ole Miss*	5.2	3	3-3	6	7	W, 5-2
4/4/15	at Auburn*	7.0	5	2-1	3	3	ND
4/11/15	Kentucky*	2.2	6	8-8	4	3	L, 5-3
4/18/15	at #1 Texas A&M-2*	5.1	7	6-6	4	6	ND
4/25/15	Mississippi State*	6.2	4	1-1	4	5	W, 6-3
5/1/15	at Alabama*	4.0	3	2-2	5	6	ND
5/10/15	Tennessee	2.1	0	0-0	0	1	ND
5/12/15	at Creighton	2.2	2	0-0	0	2	ND
5/15/15	at Georgia	2.0	1	0-0	2	2	ND
5/20/15	vs. Florida	3.0	2	0-0	2	1	ND
5/22/15	vs. Florida*	2.0	5	5-4	2	0	L, 6-4
TOTALS	17 G, 13 GS	77.0	67	43-37	41	67	6-4

Dominic Taccolini 2014 Game-By-Game (Freshman)
(17 Appearances, 3 Starts)

Date	Opponent	IP	H	R-ER	BB	K	Result
2/14/14	Appalachian State	1.0	1	2-2	0	0	ND
2/23/14	Eastern Illinois	1.0	0	2-0	0	0	ND
2/28/14	South Alabama	1.0	0	0-0	0	0	ND
3/9/14	at California	1.0	0	0-0	0	0	ND
3/16/14	at Florida	1.0	3	2-2	1	0	ND
3/19/14	Grambling State	2.0	2	0-0	2	2	ND
3/21/14	Alabama	0.1	2	4-4	2	1	ND
4/22/14	Northwestern St.	1.0	0	0-0	0	1	ND
4/23/14	Northwestern St.	2.0	3	0-0	0	3	W, 1-0
4/26/14	Auburn-2	3.0	3	0-0	1	1	ND
4/29/14	at Missouri St.	2.0	0	0-0	0	2	W, 2-0
5/3/14	at Ole Miss	2.0	1	0-0	0	1	ND
5/11/14	Texas A&M*	3.2	3	3-3	3	3	ND
5/17/14	at Missouri*	3.0	0	0-0	1	1	ND
5/23/14	vs. Ole Miss*	1.2	7	5-5	1	1	ND
5/24/14	vs. LSU	0.2	2	1-1	0	0	ND
5/31/14	at Virginia	4.2	2	0-0	1	4	ND

2017 HIGHLIGHTS

- Recorded wins in games one and three with Bryant, pitching no more than 1.1 innings in either game.
- Made his first start of the year in game one against ULM (March 7, 2017), going 6.0 innings and striking out 10 batters to tie a career-high.
- Was the first Razorback pitcher to record 10 or more strikeouts twice in a career since Drew Smyly (1 in 2009 and 2 in 2010).
- Earned the rare four-inning save in game three against Mississippi State, allowing just one run and one walk, while striking out five to help the Razorbacks sweep the Bulldogs.
- Totaled his second save in as many weeks after finishing up the final three innings against #18 Missouri (March 24), allowing just two hits and no runs.
- Made his first start in two months and his first appearance in nearly a month when making the game three start against Vanderbilt (May 14), earning the win after 4.2 innings and allowing just one run.

#15 JAKE ARLEDGE • SR • OF • 5-9 • 180

CAREER HIGHS

Category	High	Opponent (Last)	Date
Hits	3	5x (at Alabama)	3/31/17
Runs	4	2x (E. Illinois)	3/5/16
Doubles	1	10x (Memphis)	4/18/17
Triples	1	4x (at Tennessee)	5/4/17
Home Runs	2	E. Illinois	3/5/16
RBI	3	2x (ULM)	3/8/17
Walks	3	2x (#13 LSU)	4/8/17
Stolen Bases	2	at LSU	5/6/16

CAREER VS. 2017 OPPONENTS

Team	AVG.	G-GS	AB	R	H	RBI	SB
La. Tech	.000	1-1	3	0	0	0	1
Oklahoma St.	.500	1-0	2	0	1	0	0
Miss. St.	.200	1-1	5	0	1	0	0
Missouri	.000	2-2	6	1	0	1	0
Grambling St.	.143	2-2	7	1	1	0	0
Alabama	.143	3-1	7	1	1	0	0
LSU	.222	2-2	9	2	2	2	2
Missouri St.	.000	1-1	2	1	0	0	0
Auburn	.286	3-2	7	4	2	0	0
Ole Miss	.200	2-2	5	1	1	0	0
Texas A&M	.000	2-1	3	0	0	0	1

2017 HIGHLIGHTS

- Hit the go-ahead home run in game three against Bryant capping a four-run comeback to take a 6-5 lead.
- Hit his first home run of the year in game two against Bryant, part of a 3-for-4 day with two RBIs.
- Had two hits and one RBI in Louisiana Tech series, including key RBI in fifth that helped in the nine-run comeback.
- Tied a career-high three hits against ULM on in game two of the mid week series, part of a 3-for-4 day with three RBIs, which also tied a career-high.
- Hit his third home run of the year against Rhode Island (March 10), part of a 2-for-4 day at the plate, surpassing his home run total from last season.
- Hit the walk-off single to beat Alcorn State (March 14) to score Cannon Chadwick, his second hit of the day.
- Had a hitting streak of 14-straight games before going 0-for-4 in game one against Mississippi State. Now has a hit in 17 of last 18 games.
- Recorded his seventh multi-hit game of the year after going 2-for-3 with an RBI and matched a career-high two walks in the 6-1 win over Mississippi State (March 19, 2017).
- Walked a career-high three times against New Orleans, part of a 1-for-2 day at the plate with one run scored.
- Notched his 11th multi-hit game of the year after going 2-for-5 against Auburn (April 23) with two runs scored.
- Had at least one hit in each game against Alabama, including a three-hit day in game two (April 1), his third three-hit game of the year.

#17 LUKE BONFIELD • JR • OF • 6-3 • 215

CAREER HIGHS

Category	High	Opponent (Last)	Date
Hits	3	8x (at Missouri State)	4/11/17
Runs	4	2x (vs. Nebraska)	3/4/17
Doubles	2	3x (at #10 Auburn)	4/22/17
Triples	1	at Missouri State	4/11/17
Home Runs	1	16x (#25 Vanderbilt)	5/12/17
RBI	5	Miss. Valley St.	2/23/16
Walks	4	at LSU	5/7/16
Stolen Bases	--	--	--

CAREER VS. 2017 OPPONENTS

Team	AVG.	G-GS	AB	R	H	RBI	SB
Oklahoma State	.600	2-2	5	3	3	4	0
ULM	.667	1-1	3	0	2	1	0
Mississippi St.	.083	5-4	12	1	1	0	0
Missouri	.200	3-2	5	0	1	0	0
Grambling St.	.375	2-2	8	3	3	1	0
Alabama	.077	4-4	13	0	1	0	0
LSU	.176	5-4	17	2	3	3	0
Missouri St.	.364	4-3	11	1	4	2	0
Memphis	.200	1-1	5	1	1	1	0
Auburn	.300	3-3	10	3	3	3	0
Ole Miss	.333	5-4	18	4	6	2	0
Tennessee	.000	1-1	3	0	0	0	0
Vanderbilt	.000	1-0	2	0	0	0	0
Texas A&M	.333	5-5	21	4	7	7	0

2017 HIGHLIGHTS

- Notched first multi-hit game of season in first game of the year when going 2-for-4 with an RBI against Miami (Ohio).
- Hit first home run of the season against Louisiana Tech (3/1) as part of the nine-run comeback. Ended up 2-for-4 in the game.
- Matched his career-high in both runs scored and hits after going 3-for-4 with four runs scored and one RBI against Nebraska.
- Tied a career-high in hits for the second time this season after going a perfect 3-for-3 against ULM in game two of the midweek series.
- Notched the walk-off single in the bottom of the ninth against Rhode Island to earn Arkansas' fourth series victory of the year.
- Hit the go-ahead two-run home run in the first inning against Mississippi State (March 17, 2017), his fourth long ball of the season. Ended up 2-for-4 on the night.
- Tied a career-high three hits against Alabama (March 31) with two runs scored, three RBIs and one home run.
- Claimed SEC Player of the Week honors after hitting .400 for the week against Missouri State (April 11) and Georgia (April 13-15) with two home runs and 11 RBIs.
- Went 5-for-14 (.357) at the plate against Georgia with four of those hits coming with runners on base and three with two outs.
- His two-out home run in the seventh inning of game two against Georgia completed a two-run comeback to give the Hogs their first lead of the game, which they would go on to win, 5-4, in 10 innings.

#8 ERIC COLE • SO • OF • 5-11 • 195

CAREER HIGHS

Category	High	Opponent (Last)	Date
Hits	4	Georgia	4/14/17
Runs	3	Miami (Ohio)	2/19/17
Doubles	2	at #22 Texas A&M	5/19/17
Triples	1	at Missouri St.	5/3/16
Home Runs	1	2x (#13 LSU)	4/7/17
RBI	2	6x (Ole Miss)	4/28/17
Walks	2	4x (#25 Vanderbilt)	5/14/17
Stolen Bases	1	4x (at #18 Missouri)	3/24/17

CAREER VS. 2017 OPPONENTS

Team	AVG.	G-GS	AB	R	H	RBI	SB
La. Tech	.200	1-1	5	1	1	0	0
Oklahoma St.	.250	1-1	4	0	1	1	0
Miss. St.	.444	2-2	9	1	4	0	1
Missouri	.000	1-1	5	0	0	0	0
Grambling St.	.250	2-1	4	0	1	1	0
Alabama	.000	1-1	3	0	0	0	0
LSU	.400	1-1	5	0	2	0	0
Missouri St.	.667	1-1	3	1	2	2	0
Memphis	.250	1-1	4	0	1	0	0
Auburn	1.000	1-0	1	0	1	0	0
Ole Miss	.000	2-1	4	1	0	0	0

2017 HIGHLIGHTS

- Hit first career home run, the unconventional way, with an inside-the-park home run in the third inning against Miami (Ohio) (Feb. 19).
- It's the first inside-the-park home run by a Razorback since Andrew Benintendi against Mississippi Valley State in 2015.
- Notched his first four-hit game of his career after going 4-for-5 against Georgia (April 14) with one double.
- Tallied an RBI in the 2-0 victory over Tennessee, helping provide the insurance run with a single up the middle.
- Has at least one hit in 10 of his last 13 games, going 16-for-50 (.320) with three multi-hit games, four doubles, and five runs scored.

#28 DOMINIC FLETCHER • FR • OF • 5-11 • 195

CAREER HIGHS

Category	High	Opponent (Last)	Date
Hits	3	4x (at Tennessee)	5/4/17
Runs	3	Memphis	4/18/17
Doubles	1	3x (Memphis)	4/18/17
Triples	1	Memphis	4/18/17
Home Runs	1	10x (#25 Vanderbilt)	5/14/17
RBI	4	Memphis	4/18/17
Walks	1	7x (#13 LSU)	4/7/17
Stolen Bases	1	vs. Kansas State	4/25/17

2017 HIGHLIGHTS

- Hit first collegiate home run against Miami (Ohio) (Feb. 17) in the seventh inning, a solo-shot, part of a 2-for-4 day with two runs scored.
- Became the first Razorback true freshman to hit a home run on Opening Day since Andy Wilkins did it against Wright State in 2008.
- Provided the insurance solo home run against Louisiana Tech (3/1), his second of the season.
- Had a three RBI day against ULM in game two (March 8) of the midweek series, part of a 2-for-5 day at the plate with two runs scored and a home run.
- Was one of three Razorbacks to hit a home run in game three against No. 18 Missouri (March 26).
- Nearly hit for the cycle after a 3-for-5 game against Memphis (April 18). Hit his first triple of his career and notched a career-high four RBIs in the win.
- Hit both of Arkansas' home runs in the two-game series at Tennessee. His eighth of the year came as the deciding run in the 2-0 victory over the Vols on May 6.
- Homered twice in the Vanderbilt series, one being the game-tying two-run home run in game one that led to the 4-3 win.
- His 10 homers are the most by an Arkansas freshman since Zack Cox set the freshman record with 13 in 2009.

#3 JARED GATES • JR • INF • 6-0 • 190

CAREER HIGHS

Category	High	Opponent (Last)	Date
Hits	3	2x (#13 LSU)	4/7/17
Runs	1	13x (at Tennessee)	5/4/17
Doubles	1	2x (Grand Canyon)	4/5/17
Triples	--	--	--
Home Runs	1	4x (Ole Miss)	4/27/17
RBI	2	4x (at #10 Auburn)	4/22/17
Walks	2	2x (Memphis)	4/18/17
Stolen Bases	--	--	--

2017 HIGHLIGHTS

- Made his Razorback debut on March 22 against New Orleans after sitting out the first month of the season due to a hamate bone injury in his hand.
- Notched his first hit at Alabama (March 31), part of a perfect 3-for-3 day.
- Hit his first home run against Grand Canyon (April 4), a solo home run over the right field wall.
- Was on a four-game hitting streak leading up to the LSU series, hitting .467 during the span, after going hitless in his first six at-bats of the season.
- Had his second three-hit game of the year in game one against LSU (April 7), hitting one home run in the 9-3 victory.
- Hit his second home run in as many series after providing the only run in a 9-1 loss to Ole Miss (April 27). The week before, he hit the only home run for the Razorbacks in the Auburn series.

#44 ALEX GOSSER • SR • C • 6-0 • 215

CAREER HIGHS

Category	High	Opponent (Last)	Date
Hits	2	6x (Grand Canyon)	4/5/17
Runs	3	ULM	3/7/17
Doubles	1	3x (at Auburn)	4/3/15
Triples	--	--	--
Home Runs	1	Georgia	4/13/17
RBI	2	Grand Canyon	4/5/17
Walks	2	2x (Bucknell)	6/1/14
Stolen Bases	--	--	--

CAREER VS. 2017 OPPONENTS

Team	AVG.	G-GS	AB	R	H	RBI	SB
Oklahoma St.	.000	1-0	0	0	0	0	0
Miss. St.	.000	1-0	0	0	0	0	0
Missouri	.667	1-0	3	1	2	1	0
Grambling St.	.000	1-0	1	0	0	0	0
Alabama	.286	4-3	7	0	2	0	0
LSU	.000	4-3	8	0	0	0	0
Missouri St.	.000	2-1	3	0	0	0	0
Georgia	.667	1-1	3	0	2	0	0
Memphis	.000	2-1	5	0	0	0	0
Auburn	.333	3-2	6	1	2	0	0
Ole Miss	.200	3-2	5	0	1	0	0
Tennessee	.000	1-1	3	0	0	0	0
Texas A&M	.250	5-3	12	1	3	2	0

2017 HIGHLIGHTS

- In his second appearance of the year, made the start at catcher against ULM (3/7/17), going 2-for-4 at the plate, tying a career-high.
- Scored from first on a Jax Biggers double to right-centerfield, one of a career-high three runs scored in the game.
- Hit his first career home run against Georgia (April 13), one of five home runs hit in the game by Razorbacks.

#33 GRANT KOCH • SO • C • 6-0 • 195

CAREER HIGHS

Category	High	Opponent (Last)	Date
Hits	4	Bryant	2/26/17
Runs	3	2x (vs. Nebraska)	3/4/17
Doubles	2	3x (Alcorn State)	3/15/17
Triples	1	2x (Bryant)	2/24/17
Home Runs	1	13 (#25 Vanderbilt)	5/14/17
RBI's	4	3x (vs. Nebraska)	3/4/17
Walks	2	4x (at Missouri State)	4/11/17
Stolen Bases	1	Alcorn State	3/14/17

CAREER VS. 2017 OPPONENTS

Team	AVG.	G-GS	AB	R	H	RBI	SB
Oklahoma St.	.500	1-1	2	0	1	0	0
ULM	.000	1-1	1	0	0	0	0
Mississippi St.	.250	3-3	0	2	0	0	0
Grambling	.000	1-1	1	0	0	0	0
Alabama	.375	2-2	8	1	3	1	0
LSU	.000	1-0	1	0	0	0	0
Missouri St.	.286	2-2	7	1	2	2	0
Memphis	.750	1-1	4	2	3	1	0
Auburn	.000	1-0	1	0	0	0	0
Ole Miss	.250	2-2	8	0	2	2	0
Texas A&M	.000	1-0	0	0	0	0	0

2017 HIGHLIGHTS

- Hit a three-run home run in game three against Miami (Ohio) (Feb. 19), one three home runs in the game.
- Set a career-high in hits (4) against Bryant (2/26), part of a 4-for-6 day with two runs scored.
- Went 7-for-15 (.467) over three games against Bryant, hitting a home run and recording one double and one triple.
- Produced the best eight-game start, offensively, to a season by a Razorback catcher since Brady Toops in 2004. Koch was hitting a team-leading .389 with 12 RBIs and three home runs. Toops went 8-for-21 (.381) in 2004 with seven RBIs, three doubles, and four walks, while only starting five of the first eight games that year at catcher.
- Went 3-for-5 with three RBIs and a home run against Louisiana Tech (3/1).
- Hit a grand slam against Nebraska, part of a 2-for-3 day with three runs scored and two walks.
- Hit his sixth home run in the SEC opener against Mississippi State (March 17, 2017), one of three home runs hit in the game by Arkansas.
- Notched his seventh home run against New Orleans to give Arkansas a 3-0 lead in the fifth inning. Went 2-for-4 in the game with three RBIs.
- Went 2-for-5 in game three against #18 Missouri (3/26), including his eighth home run of the year, a three-run shot.
- Was a combined 3-for-8 in the double-header against Ole Miss (April 28), hitting two home runs and driving in four RBIs.
- Currently sixth in the SEC in slugging percentage (.577).
- Has started all 50 games this year, 46 as the catcher and is just outside the top-15 in the SEC with 40 RBIs.
- Is currently tied for fifth in the SEC with a team-leading 13 home runs.
- His 13 home runs are the most by an Arkansas catcher in the Dave Van Horn era.
- Hit a home run in back-to-back at-bats after hitting his 12th home run in the ninth inning against Vanderbilt in the game two loss, and then his 13th in his first at-bat in the game three win over the Commodores.

#20 CARSON SHADY • R-JR • 2B • 5-11 • 185

CAREER HIGHS

Category	High	Opponent (Last)	Date
Hits	3	10x (#25 Vanderbilt)	5/14/17
Runs	3	2x (Memphis)	4/18/17
Doubles	3	vs. Nebraska	3/4/17
Triples	1	4x (at #18 Missouri)	3/24/17
Home Runs	2	Miss. Valley St.	2/24/16
RBI's	6	Grambling St.	3/15/16
Walks	2	7x (Memphis)	4/18/17
Stolen Bases	2	at Ole Miss	4/8/16

CAREER VS. 2017 OPPONENTS

Team	AVG.	G-GS	AB	R	H	RBI	SB
La. Tech	.500	1-1	2	1	1	1	0
Oklahoma St.	.556	3-2	9	3	5	2	0
ULM	.250	1-1	4	2	1	0	0
Mississippi St.	.214	5-3	14	1	3	1	0
Missouri	.077	3-3	13	0	1	1	0
Grambling St.	.667	2-2	6	3	4	6	0
Alabama	.188	4-3	16	1	3	1	0
LSU	.273	6-5	22	2	6	3	1
Missouri St.	.200	4-3	15	3	3	2	0
Georgia	.250	2-1	4	0	1	2	0
Memphis	.250	1-1	4	1	1	0	0
Auburn	.385	5-3	13	4	5	0	0
Ole Miss	.375	5-4	16	4	6	0	2
Tennessee	.000	2-0	2	0	0	0	0
Vanderbilt	.500	2-0	2	0	1	0	0
Texas A&M	.462	4-3	13	3	6	4	0

2017 HIGHLIGHTS

- Has started 49 of 50 games this season either at second base or third base.
- Is one of nine Razorbacks with more than one home run so far this year.
- Hit his second home run of the season in the ninth inning against Louisiana Tech (2/28) to keep a seven-game hitting streak alive. Extended that streak to eight-straight games, the third-longest hitting streak on the team this year.
- Singled home the tying run in the seventh inning against Louisiana Tech (March 1) to help the Razorbacks complete the nine-run come back.
- Set a career-high of three doubles in a perfect 3-for-3 day against Nebraska (March 4), including five RBIs.
- Now has two games in his career with five RBIs or more (6 - Grambling State, 2016) and three games of four or more RBIs.
- Named Most Outstanding Player of the Frisco College Classic.
- Hit .556 over the three-game tournament at Dr. Pepper Ballpark with four of his five hits going for doubles.
- Recorded his second three-hit game of the year going a perfect 3-for-3 with two runs scored and three RBIs against ULM (March 7, 2017).
- Finished the Mississippi State series with two-straight two-hit games and a combined four RBIs and two home runs.
- Is the first player this season to have a home run in back-to-back games after hitting long balls in games two and three against Mississippi State.
- Hit .429 against Missouri, notching two hits in each of the three games and at least one extra-base hit in each game.
- In game one against the Tigers (3/24), notched a double and a triple in the 9-2 victory.
- Had the key hit in game three against Alabama (April 2), scoring two of the eventual game-winning runs. Was 1-for-12 in the series before the at-bat.

#24 CHAD SPANBERGER • JR • INF/OF • 6-3 • 235

CAREER HIGHS

Category	High	Opponent (Last)	Date
Hits	4	2x (at #10 Auburn)	4/23/17
Runs	3	Georgia	4/13/17
Doubles	1	14x (Ole Miss)	4/27/17
Triples	1	3x (Grand Canyon)	4/4/17
Home Runs	2	at #22 Texas A&M	5/20/17
RBI	5	#13 LSU	4/8/17
Walks	3	2x (ULM)	4/12/16
Stolen Bases	1	2x (at #18 Missouri)	3/24/17

CAREER VS. 2017 OPPONENTS

Team	AVG.	G-GS	AB	R	H	RBI	SB
Oklahoma St.	.000	2-2	7	0	0	0	0
ULM	.000	1-1	1	0	0	0	0
Mississippi St.	.286	5-2	7	0	2	1	0
Missouri	.250	2-1	4	1	1	0	0
Grambling	.000	1-1	4	0	0	0	0
Alabama	.071	5-4	14	0	1	2	0
LSU	.100	5-2	10	1	1	0	0
Missouri St.	.500	2-0	2	0	1	0	0
Memphis	.667	1-1	3	1	2	1	1
Auburn	.182	6-6	22	2	4	2	0
Ole Miss	.143	3-0	7	1	1	1	0
Tennessee	.000	2-1	2	0	0	0	0
Vanderbilt	.333	3-3	9	1	3	2	0
Texas A&M	.333	3-3	15	0	5	4	0

2017 HIGHLIGHTS

- Hit first home run of year in second inning of game three against Miami (Ohio), one of three home runs hit in game.
- Notched two multi-hit games against ULM during the midweek series, his second and third of the season.
- Broke out of a 4-for-30 (.133) hitting slump to go 2-for-5 in game two against Alcorn State, including hitting his second home run of the year.
- Only had two hits in the Mississippi State series, but hit his third home run of the year in game two (March 18, 2017), a three-run home run.
- Went 2-for-5 with three RBIs and a run scored against the Tigers in game one (March 24). Also swiped his second stolen base of his career.
- Tallied a career-high four hits against Alabama (April 2), one of five multi-hit performances in the last nine games.
- Hit home runs in back-to-back games against LSU (April 7-8). Part of a 3-for-4 day in game two against the Tigers that had him drive in a career-high five RBIs.
- Was 3-for-4 with three RBIs against Missouri State and scored a career-high three runs in game one against Georgia (April 13) with a home run and three RBIs.
- Provided the only RBIs against Memphis (April 19) in a 2-0 victory after launching a towering two-run home run in the fifth inning to break a scoreless tie. Part of a 2-for-4 game that extended his hitting streak to 12 games.
- Recorded his second four-hit game of the season after going 4-for-5 in game three against Auburn (April 23). He's the first Razorback to record multiple four-hit games in a single season since Brian Anderson in 2013.
- Hit the go-ahead home run in the top of the 10th inning to beat Texas A&M, his only hit of the day.
- Hit two home runs in the series finale against Texas A&M to take over the team lead in home runs (14).

#9 JAX BIGGERS • SO • INF • 5-11 • 175

CAREER HIGHS

Category	High	Opponent (Last)	Date
Hits	4	at Louisiana Tech	3/1/17
Runs	3	Bryant	2/26/17
Doubles	2	Georgia	4/14/17
Triples	1	at Missouri State	4/11/17
Home Runs	1	4x (at #22 Texas A&M)	5/18, 2017
RBI	3	Bryant	2/25/17
Walks	2	4x (#13 LSU)	4/7/17
Stolen Bases	1	3x (Memphis)	4/18/17

2017 HIGHLIGHTS

- Hit first career home run against Louisiana Tech (3/1), part of a perfect 4-for-4 day at the plate with two runs scored.
- Is one of three Razorbacks (G. Koch, C. Spanberger) to have a four-hit game this season, the third-highest by an SEC player this year.
- Had three hits in his final six at-bats of the Mississippi State series including a 2-for-3 day in game three with one RBI and a run scored.
- Has at least one multi-hit performance in five of the eight SEC series.
- Went 3-for-4 in game two against LSU (April 8) with two runs scored and a walk for his 10th multi-hit game of the year, third of three hits or more.
- Followed that up with six multi-hit games over his next seven games, including two hits in each game of the series against Georgia (April 13-15).
- Currently leads all Razorbacks and is 12th in the SEC with a .321 average in 26 conference games.
- Only has four errors in 186 chances for a .978 fielding percentage.
- Was named a semifinalist for the Brooks Wallace Award, which goes to the nation's best shortstop.

#13 JORDAN MCFARLAND • FR • INF/OF • 6-3 • 200

CAREER HIGHS

Category	High	Opponent (Last)	Date
Hits	3	at Missouri State	4/11/17
Runs	2	2x (at Missouri State)	4/11/17
Doubles	--	--	--
Triples	--	--	--
Home Runs	1	at Louisiana Tech	3/1/17
RBI's	3	2x (Alcorn State)	3/15/17
Walks	2	2x (Alcorn State)	3/14/17
Stolen Bases	--	--	--

2017 HIGHLIGHTS

- Hit first collegiate home run at Louisiana Tech, which ended up being the go-ahead two-run home run to help Arkansas complete a nine-run comeback against the Bulldogs.
- Has made 11 starts in 12 appearances and is hitting .297 with two home runs and nine RBIs.
- Notched his second multi-RBI game of the year in game two against Alcorn State (March 15), hitting a two-run home run in the first inning, one of three home runs hit by the Razorbacks that inning.

QUICK FACTS

GENERAL INFORMATION

Location.....Fayetteville, Arkansas
Founded.....1871
Enrollment.....26,754
Nickname.....Razorbacks
School Colors.....Cardinal (PMS 202) and White
Conference.....Southeastern (Western Division)
System President.....Dr. Donald R. Bobbitt (Arkansas, 1980)
Chancellor.....Dr. Joseph E. Steinmetz (Central Michigan, 1977)
Athletic Director.....Jeff Long (Ohio Wesleyan, 1982)
Faculty Athletic Rep.....Dr. Sharon Hunt (Arkansas, 1973)
Athletics Website.....ArkansasRazorbacks.com
Ticket Office Phone.....1-800-982-HOGS
Athletic Department Phone.....(479) 575-6533

COACHING STAFF

Head Coach.....Dave Van Horn (Arkansas, 1988)
Record at Arkansas.....550-324 (14 seasons, .629)
Overall Division I Record.....870-481 (22 seasons, .644)
Overall as a Head Coach.....1,135-564 (28 seasons, .668)
Van Horn's DI Postseason App. (Total/at UA).....17/13
Van Horn's College World Series Appearances.....6
(Neb: 2001, 2002; Ark: 2004, 2009, 2012, 2015)
Assistant Coach/Recruiting Coordinator Tony Vitello (Missouri, 2002)
Pitching Coach.....Wes Johnson (Arkansas-Monticello, 1994)
Volunteer Assistant Coach.....Josh Elander (TCU, 2016)
Student Asst. Coach.....Rick Nomura
Dir. of Baseball Operations.....Clay Goodwin (Arkansas, 2005)
Athletic Trainer.....Corey Wood (East Carolina, 2008)
Strength & Conditioning.....Mike Strouhal (University of Saint Mary, 2003)
Managers.....Zach Barr
.....Michael McCann
.....Cale Petrie
.....Hayden Sutton

HISTORY

First Year of Arkansas Baseball.....1897
Years of Varsity Baseball at Arkansas.....94
(1897, 1901-03, 05, 08-16, 19-20, 22-29, 47-16)
All-Time Program Record.....2,103-1,344-6 (.610)
All-Time Conference Record/Years.....SEC: 361-360 (.501)/25
SWC: 264-205 (.563)/24
Combined: 625-565 (.525)/49
Conference Titles/Years.....SEC Overall: 2/1999, 2004
SEC Western Division: 4/1999, 2004, 2007, 2011
SWC: 2/1989, 1990
Conference Tournament Record/Years.....SEC: 28-37 (.431)/21
SWC: 18-25 (.419)/14
Combined: 46-62 (.426)/35
Conference Tournament Titles/Years.....SEC: None
SWC: 1/1985
NCAA Postseason Appearances.....28
(1973, 79-80, 83, 85-90, 95-96, 98-99, 2002-15)
NCAA Postseason Record.....71-61 (.538)
College World Series Appearances.....8
(1979, 1985, 1987, 1989, 2004, 2009, 2012, 2015)
College World Series Record.....11-16 (.407)
NCAA Super Regional Appearances.....6
.....(2002, 2004, 2009, 2010, 2012, 2015)
NCAA Super Regional Record.....9-6 (.600)
NCAA Regional Appearances.....27
NCAA Regional Record.....51-39 (.567)
Overall NCAA Regional Hosts.....5 (1999, 2004, 2006, 2007, 2010)
Best NCAA Finish.....1979 National Runner-up

GAME CREDENTIALS

Members of the media should contact John Thomas to request individual game credentials for Razorback home games. Credential requests should be made no later than noon (CT) the day before the scheduled contest and should be directed by e-mail to Thomas. Credential requests for away games should be made to the communications contact of the home team. Only fully accredited personnel directly involved in the coverage of the game will be admitted. Credentials are non-transferable.

INTERVIEW POLICIES

Please direct all requests for interviews with coaches and players to John Thomas. For home SEC weekends, Coach Dave Van Horn will hold his weekly press conference on Thursday with players and assistant coaches available following Thursday's practice. On road SEC weekends, Coach Van Horn will hold his weekly press conference on Wednesday with players and assistant coaches available following Wednesday's practice. Players are not available for interviews on gamedays, except for post-game interviews. Post-game press conferences are held in the indoor Pitching Development Center located down the third base line. Coach Van Horn and two or three most requested Razorback players will address the media. In the event of a doubleheader, the only Arkansas player available between games for interviews is the starting pitcher of game one. The Arkansas clubhouse is off limits to the media at all times.

E-MAIL UPDATES

Members of the media may request to be added to the Arkansas communications baseball e-mail group. Subscribers will receive game notes, game stories and other information. To subscribe, send a request to John Thomas. Please identify yourself and your organization in your request as this service is only available to members of the media.

GAMEDAY MEDIA SERVICES

The Arkansas communications staff provides scorecards, rosters, updated statistics and results for each team in the Baum Stadium press box prior to home games. Box scores, play-by-play and any postgame notes are disseminated approximately 10 minutes after the conclusion of the game. An Associated Press-style game story is also produced by the communications office. Members of the media may request these stories be sent to their organization via e-mail by contacting a member of the communications office.

WIRELESS INTERNET

The Baum Stadium press box is equipped with wireless internet for use by the media. Media members should log on to the "UARK Media" network by using a password that will be provided at the stadium.

GAMEDAY LIVE STATS

Live in-game stats will be provided at <http://arkansas.statbroadcast.com>.

FACILITIES/PARKING

The Arkansas baseball team conducts all games at Baum Stadium at George Cole Field. Baum Stadium is located just off Razorback Road south of Martin Luther King, Jr., Boulevard. There is space for media parking on game day. Only cars with a parking credential will be allowed access to the parking lot.

PHOTOGRAPHERS

No cameras are allowed on the Baum Stadium playing surface during games. Photographers are encouraged to use the photo wells at the end of each dugout and behind home plate.

ARKANSAS ATHLETIC COMMUNICATIONS

The University of Arkansas athletic communications office is located on the main floor of Bud Walton Arena behind the Hog Heaven Store with office hours from 8 a.m. to 5 p.m., Monday through Friday. You can often reach us at Bud Walton after hours, but if not, please leave a message on our voice mail system.

Office: 479-575-2751 | Cell: 479-313-2564
Fax: 479-575-7481 | Press Row: 479-575-6622


Mailing Address
Razorbacks Communications
P.O. Box 7777
Fayetteville, AR 72702-7777



2017 Schedule and Results

	Opponent	Score	WP	LP	SV	Attend	Time
FEBRUARY							
17	Miami (Ohio)	W, 7-0	B. Knight	C. Gnetz	--	9443	3:02
18	Miami (Ohio)	W, 5-1	T. Stephan	Z. Spears	--	10,891	2:37
19	Miami (Ohio)	W, 11-1	K. Kopps	G. Hartwig	--	9,020	3:12
24	Bryant	W, 11-8	D. Taccolini	M. Knych	J. Alberius	6,921	4:08
25	Bryant	W, 13-7	T. Stephan	S. Theetge	--	7,351	3:53
26	Bryant	W, 16-6	D. Taccolini	V. Morgese	--	6,529	4:04
28	at Louisiana Tech	L, 4-3	Ahrlrich	J. Alberius	N. Harris	3,129	2:36
MARCH							
1	at Louisiana Tech	W, 13-10	B. Loseke	Z. Hamilton	--	2,901	3:25
3	vs. #5 Arizona	L, 3-0	J. Cloney	B. Knight	C. Ming	--	2:54
4	vs. Nebraska	W, 15-5	T. Stephan	J. Hohensee	--	10,102	3:45
5	vs. #14 Oklahoma State	L, 8-3	J. Elliott	J. Alberius	Cowan	8,120	3:31
7	ULM	W, 12-2	D. Taccolini	C. Hendrix	--	6,285	2:45
8	ULM	W, 11-2	K. Murphy	K. Backofen	--	6,347	2:41
10	Rhode Island	W, 5-2	B. Loseke	B. Whitman	--	--	3:27
	Rhode Island	W, 3-2	C. Chadwick	T. Barss	--	7,482	2:37
12	Rhode Island	L, 3-0	M. Murphy	J. Alberius	T. Barss	6,410	2:35
14	Alcorn State	W, 3-2	C. Chadwick	A. Acosta	--	6,143	2:57
15	Alcorn State	W, 11-3	K. Murphy	D. Belmont	--	6,211	2:56
17	Mississippi State*	W, 3-1	B. Knight	K. Pilkington	C. Chadwick	7,230	2:46
18	Mississippi State*	W, 5-4	T. Stephan	P. Plumlee	C. Chadwick	8,341	3:18
19	Mississippi State*	W, 6-1	J. Alberius	J. Mangum	D. Taccolini	7,828	2:50
22	New Orleans	W, 5-2	B. Loseke	C. DeMayo	K. Kopps	6,819	2:47
24	at #18 Missouri*	W, 9-2	B. Knight	T. Houck	D. Taccolini	638	3:07
25	at #18 Missouri*	L, 7-2	T. Sikkema	T. Stephan	--	711	3:08
26	at #18 Missouri*	W, 9-8	J. Alberius	A. Toelken	--	2,229	3:34
29	Grambling State			CANCELLED			
31	at Alabama*	W, 7-1	B. Knight	J. Walters	--	4,894	3:15
APRIL							
1	at Alabama*	L, 7-1	D. Duarte	T. Stephan	--	4,202	3:13
2	at Alabama*	W, 8-5	C. Chadwick	G. Suchey	--	4,483	3:39
4	Grand Canyon	W, 11-2	W. Rogers	G. Benavides	--	--	3:32
5	Grand Canyon	W, 6-2	K. Murphy	T. Hansen	--	6,318	3:04
7	#13 LSU*	W, 9-3	B. Knight	A. Lange	--	10,741	3:58
8	#13 LSU*	L, 10-8	M. Beck	C. Chadwick	H. Newman	11,827	3:49
9	#13 LSU*	L, 2-0	E. Walker	J. Alberius	--	9,016	2:30
11	at Missouri State	W, 12-4	M. Cronin	N. Witherspoon	--	2,540	4:05
13	Georgia*	W, 14-4	B. Knight	B. Brown	--	7,719	3:31
14	Georgia*	W, 5-4 (10 innings)	J. Reindl	B. Cairnes	--	8,263	4:08
15	Georgia*	W, 11-3	K. Kopps	C. Adkins	--	9,143	3:31
18	Memphis	W, 16-7	M. Cronin	T. Bobo	--	6,872	3:37
19	vs. Memphis	W, 2-0	K. Murphy	A. Hicks	J. Alberius	8,974	2:24
21	at #10 Auburn*	L, 15-2	K. Thompson	B. Knight	C. Coker	3,472	2:57
22	at #10 Auburn*	W, 7-3	C. Chadwick	A. Mitchell	J. Reindl	3,464	3:33
23	at #10 Auburn*	L, 11-6	A. Mitchell	C. Chadwick	--	2,663	3:26
25	vs. Kansas State	W, 6-5 (10 innings)	J. Kostyshock	T. Eckberg	--	2,988	4:25
27	Ole Miss*	L, 9-1	J. McArthur	B. Knight	--	7,419	2:55
28	Ole Miss*	L, 4-1	R. Rolison	T. Stephan	D. Woolfork	--	2:58
	Ole Miss*	W, 7-4	J. Reindl	W. Stokes	E. Lee	8,492	3:07
MAY							
4	at Tennessee*	L, 5-4	H. Martin	J. Reindl	Z. Lingenfelter	--	2:37
6	at Tennessee*	W, 2-0	T. Stephan	G. Stallings	--	1,598	2:09
6	at Tennessee*			CANCELLED			
12	#25 Vanderbilt*	W, 4-3	K. Kopps	Z. King	--	8,151	3:14
13	#25 Vanderbilt*	L, 6-2	K. Wright	B. Knight	--	9,225	3:55
14	#25 Vanderbilt*	W, 7-1	D. Taccolini	C. Day	J. Reindl	7,971	2:52
18	at Texas A&M*	W, 6-4	J. Reindl	M. Kilkeny	--	5,396	3:40
19	at Texas A&M*	L, 5-2	C. Martin	D. Taccolini	C. Sherrod	5,110	2:50
20	at Texas A&M*	W, 8-0	B. Knight	S. Kolek	K. Kopps	5,456	3:05

JV/Radio Roster



JARED GATES
Jr. • 6-0 • 190 • L/R
INF • Wichita, Kan.



MATT BURCH
Fr. • 5-8 • 175 • L/R
INF • Gurnee, Ill.




CODY SCROGGINS
So. • 6-0 • 185 • R/R
RHP • Bentonville, Ark.




HUNTER WILSON
Jr. • 5-10 • 170 • L/R
INF • Spiro, Okla.




JACK KENLEY
Fr. • 6-0 • 180 • L/R
INF • Germantown, Tenn.



ERIC COLE
So. • 5-11 • 195 • S/R
OF • Southlake, Texas




JAX BIGGERS
So. • 5-11 • 175 • L/R
INF • Missouri City, Texas



JOSH ALBERIUS
R-Sr. • 5-11 • 180 • R/R
RHP • Little Rock, Ark.



KEATON MCKINNEY
Jr. • 6-5 • 225 • R/R
RHP • Ankeny, Iowa



ALEX RONNEBAUM
Fr. • 6-4 • 195 • L/R
INF • Overland Park, Kan.




JORDAN MCFARLAND
Fr. • 6-3 • 220 • R/R
INF/OF • Waterloo, Ill.



JAKE ARLEDGE
Sr. • 5-9 • 180 • R/R
OF • Huntington Beach, Calif.




BLAINE KNIGHT
So. • 6-3 • 165 • R/R
RHP • Bryant, Ark.




LUKE BONFIELD
Jr. • 6-3 • 215 • R/R
OF • Skillman, N.J.




ANTHONY DAHL
So. • 6-4 • 200 • R/R
RHP • Angleton, Texas



CARSON SHADDY
R-Jr. • 5-11 • 185 • R/R
3B/C/OF • Fayetteville, Ark.



KACEY MURPHY
So. • 6-0 • 190 • L/L
LHP • Rogers, Ark.



CHAD SPANBERGER
Jr. • 6-3 • 240 • L/R
INF/OF • Granite City, Ill.




DOMINIC TACCOLINI
Sr. • 6-3 • 220 • R/R
RHP • Sugar Land, Texas




EVAN LEE
Fr. • 6-2 • 190 • L/L
LHP/OF • Bryant, Ark.




DOMINIC FLETCHER
Fr. • 5-9 • 175 • L/L
OF • Cypress, Calif.



ANGUS DENTON
Fr. • 5-11 • 160 • R/R
RHP • Beebe, Ark.



BRENDEN HEISS
Fr. • 6-1 • 190 • R/R
RHP • Algonquin, Ill.



MATT CRONIN
Fr. • 6-2 • 190 • L/L
LHP • Navarre, Fla.



GRANT KOCH
So. • 6-0 • 195 • R/R
C • Fayetteville, Ark.



JAKE REINDL
So. • 6-1 • 200 • R/R
RHP • Fayetteville, Ark.



JACOB KOSTYSHOCK
Fr. • 6-4 • 175 • R/R
RHP • O'Fallon, Mo.



CANNON CHADWICK
Sr. • 6-0 • 195 • R/R
RHP • Paris, Texas



WESTON ROGERS
So. • 6-4 • 215 • L/L
LHP • Springdale, Ark



JORDAN RODRIGUEZ
Sr. • 5-11 • 190 • L/L
LHP • Houston, Texas



DYLAN THOMPSON
Fr. • 6-3 • 195 • L/L
LHP • Little Rock, Ark.



JAXON WILLIAMS
Fr. • 5-8 • 165 • R/R
INF • Rosenberg, Texas



SAMMY BLAIR
Fr. • 5-9 • 175 • R/R
OF • Navasota, Texas



ALEX GOSSER
Sr. • 6-0 • 215 • L/R
C • North Little Rock, Ark.



KEVIN KOPPS
R-Fr. • 6-0 • 195 • R/R
RHP • Sugar Land, Texas




BARRETT LOSEKE
So. • 6-0 • 180 • R/R
RHP • Tulsa, Okla.



TREVOR STEPHAN
Jr. • 6-5 • 225 • R/R
RHP • Magnolia, Texas




HARRISON HEFFLEY
Fr. • 6-3 • 180 • L/L
LHP • Rogers, Ark.



BEN BAILEY
Fr. • 5-10 • 180 • L/R
C • North Little Rock, Ark.



LUCAS KRULL
Fr. • 6-7 • 242 • L/L
LHP • Shawnee, Kan.




JACKSON RUTLEDGE
Fr. • 6-4 • 180 • L/L
LHP • Benton, La.



NOAH MILLER
Fr. • 6-4 • 180 • R/R
RHP • Van Buren, Ark.



ISAIAH CAMPBELL
So. • 6-4 • 220 • R/R
RHP • Olathe, Kan.



DAVE VAN HORN
Head Coach
15th Season



TONY VITELLO
Assistant Coach
4th Season



WES JOHNSON
Assistant Coach
1st Season