



# ARKANSAS Baseball Game Notes

8 College World Series Appearances • 6 NCAA Super Regional Appearances  
28 NCAA Tournament Appearances • 2 SEC Regular Season Titles • 4 SEC Western Division Titles

## '17 SCHEDULE & RESULTS

### FEBRUARY

17	MIAMI (OHIO)	W, 7-0
18	MIAMI (OHIO)	W, 5-1
19	MIAMI (OHIO)	W, 11-1
24	BRYANT	W, 11-8
25	BRYANT	W, 13-7
26	BRYANT	W, 16-6
28	at Louisiana Tech	L, 4-3

### MARCH

1	at Louisiana Tech	W, 13-10
3	vs. No. 5 Arizona (Frisco, Texas)	L, 3-0
4	vs. Nebraska (Frisco, Texas)	W, 15-5
5	vs. No. 30 Oklahoma St. (Frisco Texas)	L, 8-3
7	ULM	W, 12-2
8	ULM	W, 11-2
10	RHODE ISLAND (DH)	W, 5-2
	RHODE ISLAND (DH)	W, 3-2
12	RHODE ISLAND	L, 3-0
14	ALCORN ST.	W, 3-2
15	ALCORN ST.	W, 11-3
17	MISSISSIPPI ST.*	W, 3-1
18	MISSISSIPPI ST.*	W, 5-4
19	MISSISSIPPI ST.*	W, 6-1
22	NEW ORLEANS	W, 5-2
24	at No. 18 Missouri*	W, 9-2
25	at No. 18 Missouri*	L, 7-2
26	at No. 18 Missouri*	W, 9-8
29	GRAMBLING ST.	Cancelled
31	at Alabama*	W, 7-1

### APRIL

1	at Alabama*	L, 7-1
2	at Alabama*	W, 8-5
4	GRAND CANYON	W, 11-2
5	GRAND CANYON	W, 6-1
7	No. 13 LSU*	W, 9-3
8	No. 13 LSU*	L, 10-8
9	No. 13 LSU*	L, 2-0
11	at No. 28 Missouri St.	W, 12-4
13	GEORGIA*	W, 14-4
14	GEORGIA*	W, 5-4 (10 inn.)
15	GEORGIA*	W, 11-3
18	MEMPHIS	W, 16-7
19	vs. Memphis (NLR, Ark.)	W, 2-0
21	at No. 10 Auburn*	L, 15-2
22	at No. 10 Auburn*	W, 7-3
23	at No. 10 Auburn*	L, 11-6
25	vs. Kansas St. (Kansas City, Mo.)	W, 6-5 (10 inn.)
27	OLE MISS*	L, 9-1
28	OLE MISS*	L, 4-1
29	OLE MISS*	W, 7-4

### MAY

4	at Tennessee*	6 p.m.
5	at Tennessee*	5 p.m.
6	at Tennessee*	Noon
12	VANDERBILT*	6:30 p.m.
13	VANDERBILT*	6 p.m.
14	VANDERBILT*	1 p.m.
18	at Texas A&M*	6:30 p.m.
19	at Texas A&M*	6:30 p.m.
20	at Texas A&M*	11 a.m.
May 23-28	SEC Tournament (Hoover, Ala.)	TBA

All times Central; Home game in BOLD; \* - SEC Game

## MAY 4 - 6 VS. TENNESSEE | KNOXVILLE, TENN. / LINDSEY NELSON STADIUM



### TENNESSEE VOLUNTEERS

Record	23-18
Ranking	NR
Last Season	29-28
Head Coach	Dave Serrano
Career Record	442-295-1 (13th Season)
Record at UT	153-156 (6th Season)



### ARKANSAS RAZORBACKS

Record	34-12
Ranking	14
Last Season	26-29
Head Coach	Dave Van Horn
Career Record	1,169-576 (29th season)
Record at Arkansas	584-336 (15th Season)

## SERIES BY THE NUMBERS (2017 STATS)

TENNESSEE	OFFENSE	ARKANSAS
.272	Batting Avg.	.287
.388	Slugging Pct.	.449
.364	On-Base Pct.	.376
64	Doubles	67
12	Triples	8
24	Home Runs	58
172	Walks	192
46-of-63	Stolen Bases/Att	21-of-33

TENNESSEE	PITCHING/DEFENSE	ARKANSAS
3.64	ERA	3.95
361.1	Innings Pitched	410.0
3	Complete Games	0
6	Saves	9
2.34	Strikeout/Walk Ratio	2.95
.241	Opponent's Avg.	.241
46	Errors	37
32	Double Plays	32

All-time Series: Arkansas leads 32-26; All-time Series in Fayetteville: Arkansas leads 16-10  
All-time Series in Knoxville: Tennessee leads 15-13; All-time Series in Neutral Sites: Arkansas leads 3-1

## RAZORBACK NOTES

### HOGS START FINAL STRETCH AT TENNESSEE -

Just nine regular-season games remain for the Razorbacks in 2017 and the first three will come on the road this weekend in Knoxville. The Hogs will be playing their first series in Tennessee since 2012 and haven't lost a series to the Volunteers since 2005. Arkansas is in the midst of a five-team race in the SEC Western Division as Auburn and Mississippi State are tied for the lead. The Hogs, LSU, and Texas A&M are all tied for second at 13-8. Ole Miss looms just three games back of the lead at 11-10.

**EVAN LEE KEEPS COMING UP BIG** - Two-way player Evan Lee proved just how versatile he could be against Kansas State when he drove in three of Arkansas' six runs in its 6-5, 10-inning victory. Lee pinch hit for Jake Arledge in the fifth, driving in two. It was his fourth time this season to pinch-hit and he had drawn walks each time before. On April 14, Lee scored the walk-off run against Georgia after pinch hitting in the ninth. He also earned his first collegiate save on Friday against Ole Miss, needing six pitches to get the final three outs.

### GRANT KOCH'S BAT AWAKENS -

Catcher Grant Koch hadn't hit a home run since April 8 against LSU, but he broke his bat out in a big way last week against Ole Miss. Koch hit two home runs over both games of a double-header Friday and totaled three RBIs in the 7-4 series finale win. It was the seventh game this year that Koch had three or more RBIs in a game and he's the fifth Razorback to hit home runs in back-to-back games this season.

### REINDL MOVING UP THE LADDER -

Sophomore Jake Reindl has been one of Arkansas' strongest arms out of the bullpen as of late and it may mean a more expanded role in the weeks to come. In 14 of his 15 appearances this year, Reindl hasn't given up more than two earned runs and has nine scoreless outings, seven consisting of two or more innings. In four of his last eight appearances, the sophomore has totaled five strikeouts, all against SEC opponents (Alabama, LSU, Auburn, Ole Miss). Reindl was particularly effective against Ole Miss, going a career-long 6.1 innings out of the bullpen, scattering six hits, allowing one run, and striking out five.

### MLB (8)

Name	Years at Arkansas	Club
Barrett Astin	2011-13	Cincinnati
Andrew Benintendi	2014-15	Boston
Logan Forsythe	2006-08	Los Angeles Dodgers
Craig Gentry	2005-06	Baltimore
Dallas Keuchel	2007-09	Houston
James McCann	2009-11	Detroit
Blake Parker	2004-06	Los Angeles Angels
Drew Smyly	2009-10	Seattle

### AAA (5)

Name	Years at Arkansas	Club
D.J. Baxendale	2010-12	Rochester (MIN)
Mike Bolsinger	2008-10	Buffalo (TOR)
Brett Eibner	2008-10	Oklahoma City (LAD)
Matt Reynolds	2010-12	Las Vegas (NYM)
Ryne Stanek	2011-13	Durham (TB)

### AA (5)

Name	Years at Arkansas	Club
Brian Anderson	2012-14	Jacksonville (MIA)
Jalen Beeks	2013-14	Portland (BOS)
Zack Cox	2009-10	Erie (DET)
Dominic Ficociello	2011-13	Erie (DET)
Nolan Sanburn	2011-12	Birmingham (CWS)

### A-Advanced (3)

Name	Years at Arkansas	Club
Michael Bernal	2014-16	San Jose (SF)
Trey Killian	2013-15	Lancaster JetHawks (COL)
Jacob Morris	2011-13	Winston-Salem (CWS)

### A (4)

Name	Years at Arkansas	Club
Zach Jackson	2014-16	Lansing (TOR)
Tyler Spoon	2013-15	Greenville (BOS)
James Teague	2014-16	Delmarva (BAL)
Bobby Wernes	2014-15	Quad City (HOU)

### A-Short (1)

Name	Years at Arkansas	Club
Clark Eagan	2014-16	West Virginia (PIT)

### Rookie (2)

Name	Years at Arkansas	Club
Tucker Pennell	2015-16	AZL Padres (SD)
Doug Willey	2016	Orem (LAA)

**QUICK HITS** - The Razorbacks are coming off a series loss to the Ole Miss Rebels last week, but were able to salvage a win in the final game to remain in a tie for second place in the SEC Western Division. The Hogs are one of six teams to have not been swept in an SEC series this year.

- Catcher Grant Koch led all hitters against the Rebels, tallying two home runs and four RBIs, while slugging .833.

- Arkansas has won four of its last five games against Tennessee, including a 2-1 win in its last meeting in the 2015 SEC Tournament.

- Arkansas owns a 6-0-1 series record over Tennessee since 2006, including its last three trips to Knoxville.

- The Hogs are 33-4 when scoring three or more runs this season.

- The Razorbacks continue to lead the league with 58 home runs and 452 batters struck out.

### JOHNSON SELECTED TO COACH IN TEAM USA DEVELOPMENT PROGRAM

- Arkansas pitching coach Wes Johnson was selected as part of the coaching staff for the 2017 17U National Team Development Program (NTDP) earlier this week. Johnson will serve as the pitching coach for the "Stars" team under current University of North Carolina head coach Mike Fox and will coach alongside former Major League Baseball veteran Ernie Young, who will serve as the assistant coach. Fox will be the head coach for the 17U team this summer.

**LETHAL WITH TWO OUTS** - Arkansas has been one of the SEC's best hitting teams with two outs this year. In just the series against Georgia, Hog hitters hit .409 with two outs and .385 with runners on base. In 5-4, 10-inning victory of game two, all of the Razorbacks' runs except the winning run were scored with two outs, including Luke Bonfield's go-ahead home run in the seventh. In its last 10 games, Arkansas, as a team, is

hitting .263 with two outs with Grant Koch leading the way with a .385 average and five RBIs.

**RANKINGS CHECK** - A second-straight series loss to a strong SEC opponent didn't hurt the Hogs too much in the newest national polls.

Arkansas remains as high as No. 14 in the NCBWA poll and No. 15 in the USA Today/Coaches' poll. Baseball America and D1Baseball.com both pen the Razorbacks at No. 18. In the important Ratings Percentage Index (RPI), Arkansas is up to No. 16, the fourth-highest SEC team.

### KNIGHT NAMED TO GOLDEN SPIKES WATCH LIST

- Sophomore right-handed pitcher Blaine Knight was one of 40 players across the nation named to the Golden Spikes Award Midseason Watch List last month. Knight follows former teammate Zach Jackson, who was on the preseason watch list last year, and former Hog outfielder Andrew Benintendi, who won the award in 2015 as the nation's top player. Knight has six wins on the year, five in conference play and has the fifth-best strikeout-to-walk ratio (5.83) in the conference, 35th in the nation.

### KACEY MURPHY LOCKS IN

- Kacey Murphy has been one of the bright spots in Arkansas' bullpen this year and has translated that into some key weekend appearances. Having started in seven of his last 11 appearances, with six of those seven starts coming in midweek games, Murphy has built up a 3.41 ERA, allowing no more than three runs in any of those last 11 appearances. Against Grand Canyon (April 5), Murphy struck out a career-high 10 batters over four innings, without allowing a run or a walk. It's the second time this year he's struck out nine or more batters and is one of four Razorbacks with at least one 10+ strikeout performance this year. Against Memphis, Murphy no-hit the Tigers into the seventh inning, before a bunt single became the first hit. The seven innings was still a career-long.

**SOOOOIEVILLE SLUGGERS** - The Razorbacks have been hitting home runs at an unreal pace this year. Currently leading the SEC with 58 home runs

## 2017 SEC STANDINGS

		Conference				Overall			Last 10	Streak
		W	L	Win%	GB	W	L	Win%		
WESTERN	Auburn	14	7	.667	--	32	14	.696	6-4	W2
	Mississippi State	14	7	.667	--	30	16	.652	6-4	L2
	<b>Arkansas</b>	<b>13</b>	<b>8</b>	<b>.619</b>	<b>1.0</b>	<b>34</b>	<b>12</b>	<b>.739</b>	<b>6-4</b>	<b>W1</b>
	LSU	13	8	.619	1.0	30	15	.667	6-4	W3
	Texas A&M	13	8	.619	1.0	32	13	.711	8-2	W4
	Ole Miss	11	10	.524	3.0	27	17	.614	6-4	L1
	Alabama	2	19	.095	12.0	15	29	.341	1-9	L7
EASTERN	Kentucky	14	7	.667	--	31	14	.689	7-3	W1
	Florida	13	8	.619	1.0	30	13	.698	8-2	W4
	Vanderbilt	10	10	.500	3.5	26	17	.605	5-5	L1
	South Carolina	10	11	.476	4.0	25	17	.595	4-6	L1
	Missouri	8	13	.381	6.0	27	18	.600	2-8	L6
	Tennessee	6	14	.300	7.5	22	18	.550	5-5	L1
	Georgia	5	16	.238	9.0	17	28	.378	2-8	L3

*This is*  
**BASEBALL**

## MORE RAZORBACK NOTES

this year, the Hogs have eight more home runs than Kentucky, which is second in the league in long balls. The 58 homers is also the 14th-most in the country. Arkansas is the only team in the SEC with five players with six or more home runs this year and two with 10 or more. Catcher Grant Koch leads all Razorbacks with 11 home runs on the year, sixth in the conference. Chad Spanberger isn't far behind at 10, while Carson Shaddy sits at eight home runs, remaining in the top-10 in the SEC.

Total HR	Total Runs	Pct. of Runs
58	321	31%

**THE DARK KNIGHT RISES** - Sophomore Blaine Knight has been the Friday night starter since Opening Day for the Razorbacks, but his numbers have improved since hitting conference play. In his first three starts of 2017, Knight only had one quality start and totaled one victory. In five of his last seven starts, Knight has five quality outings, all against SEC teams (Mississippi State, Missouri, Alabama, No. 13 LSU, Georgia) and has struck out five or more batters all five times. He just missed out on a quality outing against Ole Miss last week, but still struck out 10 batters in 7.1 innings, becoming the first Razorback since Jess Todd in 2007 to record three or more 10+ strikeout performances in a single season.

Opponent	IP	ER	BB	K
Miami (Ohio)	4.0	0	0	5
Bryant	5.0	3	1	4
vs. #5 Arizona	6.0	1	0	10
Rhode Island	4.1	2	0	4
Mississippi State	7.0	1	0	11
at #18 Missouri	6.0	2	1	7
at Alabama	8.0	1	0	7
#13 LSU	6.0	0	3	6
Georgia	6.0	1	1	5
at #10 Auburn	2.1	8	4	1
Ole Miss	7.1	5	2	10

**#PROHOGS ON OPENING DAY ROSTERS** - Eight former Razorbacks are on Opening Day rosters as the 2017 Major League Baseball season gets underway this week. Outfielder Andrew Benintendi highlights the class as he's scheduled to start what will be his first full rookie season for the Boston Red Sox. Four players will be with new teams as Logan Forsythe starts his first year with the Dodgers, Craig Gentry with the Orioles, Blake Parker with the Angels and Drew Smyly with the Mariners.

### #ProHogs in MLB

Name	Team	Draft Year
Barrett Astin	Cincinnati Reds	2013
Andrew Benintendi	Boston Red Sox	2015
Logan Forsythe	Los Angeles Dodgers	2008
Craig Gentry	Baltimore Orioles	2006
Dallas Keuchel	Houston Astros	2009
James McCann	Detroit Tigers	2011
Blake Parker	Los Angeles Angels	2006
Drew Smyly	Seattle Mariners	2010

**FLETCHER HAS THE POWER** - Freshman Dominic Fletcher hasn't needed long to get used to the college game. The California native has started in centerfield for 38 of Arkansas' 46 games and is hitting .259 with six home runs. The long ball total is currently the most by an SEC freshman this season and is the most by a Razorback freshman since Zach Cox had 13 during the 2009 season, setting the Arkansas freshman record.

**CALIFORNIA DREAMIN'** - Senior Jake Arledge has made big strides in his second year with the Hogs compared to his first year. The senior is currently hitting .305 and already surpassed his home run, hit, walk, and RBI totals from 2016. Earlier in the year, his career-long 14-game hitting streak from Feb. 25-March 15 is still the third-longest streak in the conference this year.

### Arledge By The Numbers

	2016 (40 games)	2017 (42 games)
AVG.	.245	.305
R	28	36
H	26	46
2B	6	4
3B	3	0
HR	2	3
RBI	11	22
BB	21	25

**NONE SHALL PASS** - After 46 games of the regular season, Arkansas pitchers have boasted some of the best strikeout-to-walk ratios in the country. As a team, the Razorbacks have allowed 153 walks, compared to 452 strikeouts, good for a 2.95 ratio, which is 17th in the country and fourth in the SEC. Sophomore Blaine Knight has allowed just 12 walks in his 11 appearances. Junior Trevor Stephan has practically matched those numbers as he also has 12 walks to 71 strikeouts, leading all Hog pitchers.

### SEC Leaders - Strikeout-to-Walk Ratio

Rank	Name (Team)	K/BB
1	Casey Mize (Auburn)	10.25
3	Michael Byrne (Florida)	6.25
3	Keegan Thompson (Auburn)	6.13
4	Trevor Stephan (Arkansas)	5.92
5	Blaine Knight (Arkansas)	5.83

**GETTING BETTER WITH TIME** - Junior pitcher Trevor Stephan had only been a pitcher for two seasons before arriving at Arkansas, but he continues to look like a seasoned vet with each outing. Stephan has been the Saturday starter for all 11 weekends this year and has only given up more than two earned runs three times. Stephan is currently second among Hog starting pitchers with a 3.54 ERA and a 4-3 record. He currently has the third-most strikeouts per nine innings (11.4) in the conference. His 13 strikeouts against Rhode Island were the most by a Razorback since Jess Todd had 17 in the 2007 SEC Tournament against South Carolina and his 50 strikeouts through the first 30 games was the most by a Razorback since Nick Schmidt, an All-American, totaled 56 through seven starts in the 2006 season.

**JOHNSON RETURNS TO HOME STATE** - 2017 will mark the first season with the Razorbacks for new pitching coach Wes Johnson. A Sherwood, Arkansas native, Johnson takes over for long time pitching coach Dave Jorin, who stepped down last summer. Johnson spent one season at Mississippi State and four seasons at Dallas Baptist before arriving at Arkansas. Last season, with the Bulldogs, Johnson developed a pitching staff that improved its ERA by more than a full run and won 44 games, its most since 1997. Johnson helped develop All-American and MLB first round pick Dakota Hudson, who won nine games and had 115 strikeouts in 2016.

**HEAD OF HIS CLASS** - In his career, Dave Van Horn has reached the College World Series six times, twice at Nebraska and four times at Arkansas. That total is the most for any current head coach in the SEC. Both Paul Mainieri of LSU and Kevin O'Sullivan of Florida have reached the College World Series five times.

**95 YEARS IN THE MAKING** - The 2017 season will mark the 95th season of Razorback Baseball and 15th with head coach Dave Van Horn. Since Van Horn took over, the Hogs have reached the College World Series four times, including twice in the last five years.

**BRINGING THE NOISE** - For the 12th straight year, Arkansas placed in the top five in the nation in total and average attendance after the 2016 season. With 7,815 fans per game and despite playing just 34 home games, the Razorbacks continued to draw the fans, finishing fourth in average attendance. A total of 265,718 fans visited Baum Stadium during the 2016 season, good for fifth in the country.

## Baseball America

Week 11 (May 1)

1. Oregon State	34-4
2. Louisville	38-6
3. North Carolina	36-9
4. Auburn	32-14
5. Texas Tech	36-12
6. Kentucky	31-14
7. TCU	31-11
8. Long Beach State	28-14
9. Mississippi State	30-16
10. Clemson	34-11
11. Florida	30-13
12. Virginia	35-11
13. Stanford	27-12
14. Cal State Fullerton	26-15
15. LSU	30-15
16. Texas A&M	32-13
17. Wake Forest	30-13
<b>18. Arkansas</b>	<b>34-12</b>
19. Arizona	27-15
20. Southern Miss	34-12
21. Michigan	33-10
22. St. John's	31-7
23. Maryland	29-13
24. USF	34-10
25. Texas	30-16

## D1Baseball.com

Week 11 (May 1)

1. Oregon State	34-4
2. Louisville	38-6
3. North Carolina	36-9
4. Kentucky	31-14
5. Auburn	32-14
6. Texas Tech	36-12
7. Florida	30-13
8. Clemson	34-11
9. TCU	31-11
10. Long Beach State	28-14
11. Mississippi State	30-16
12. LSU	30-15
13. Virginia	35-11
14. Stanford	27-12
15. Texas A&M	32-13
16. Cal State Fullerton	26-15
17. Michigan	33-10
<b>18. Arkansas</b>	<b>34-12</b>
19. Arizona	27-15
20. St. John's	31-7
21. Wake Forest	30-13
22. Southern Miss	34-12
23. Loyola Marymount	30-14
24. Texas	30-16
25. USF	34-10

## Perfect Game

Week 11 (May 1)

1. Oregon State	34-4
2. Louisville	38-6
3. North Carolina	36-9
4. Texas Tech	36-12
5. Florida	30-13
6. Kentucky	31-14
7. Virginia	35-11
8. Auburn	32-14
9. Clemson	34-11
10. TCU	31-11
11. Long Beach State	28-14
12. LSU	30-15
13. Stanford	27-12
14. Mississippi State	30-16
15. Cal State Fullerton	26-15
<b>16. Arkansas</b>	<b>34-12</b>
17. Michigan	33-10
18. USF	34-10
19. Texas A&M	32-13
20. Houston	28-15
21. Arizona	27-15
22. Maryland	29-13
23. Wake Forest	30-13
24. Southern Miss	34-12
25. Missouri State	30-13

## USA Today/ESPN

Week 11 (May 1)

1. Oregon State (29)	34-4
2. Louisville (1)	38-6
3. North Carolina (1)	36-9
4. Texas Tech	36-12
5. Kentucky	31-14
6. Clemson	34-11
7. Florida	30-13
8. TCU	31-11
9. Auburn	32-14
10. Virginia	35-11
11. LSU	30-15
12. Long Beach State	28-14
13. Mississippi State	30-16
14. Stanford	27-12
<b>15. Arkansas</b>	<b>34-12</b>
16. Cal State Fullerton	26-15
17. Texas A&M	32-13
18. Michigan	33-10
19. Arizona	27-15
20. Wake Forest	30-13
21. St. John's	31-7
22. Southern Miss	34-12
23. USF	34-40
24. Missouri State	30-13
25. Maryland	29-13

## Collegiate Baseball

Week 11 (May 1)

1. Oregon State	34-4
2. Louisville	38-6
3. North Carolina	36-9
4. Texas Tech	36-12
5. Auburn	32-14
6. Kentucky	31-14
7. Mississippi State	30-16
8. TCU	31-11
9. Clemson	34-11
10. Florida	30-13
11. LSU	30-15
12. Long Beach State	28-14
13. Stanford	27-12
14. Virginia	35-11
15. St. John's	31-7
16. Missouri State	30-13
<b>17. Arkansas</b>	<b>34-12</b>
18. Maryland	29-13
19. Cal State Fullerton	26-15
20. Wake Forest	30-13
21. Kent State	27-13
22. BYU	25-14
23. UT-Arlington	26-17
24. Vanderbilt	26-17
25. South Carolina	25-17
26. Michigan	33-10
27. Southern Miss	34-12
28. Florida Atlantic	29-13-1
29. Texas A&M	32-13
30. Washington	24-17

## NCBWA

Week 11 (May 1)

1. Oregon State	34-4
2. Louisville	38-6
3. North Carolina	36-9
4. Texas Tech	36-12
5. Kentucky	31-14
6. TCU	31-11
7. Clemson	34-11
8. Auburn	32-14
9. Virginia	35-11
10. Florida	30-13
11. Long Beach State	28-14
12. LSU	29-15
13. Mississippi State	30-16
<b>14. Arkansas</b>	<b>34-12</b>
15. Stanford	27-12
16. Cal State Fullerton	26-15
17. Arizona	27-15
18. Texas A&M	32-13
19. Michigan	33-10
20. Wake Forest	30-13
21. St. John's	31-7
22. Southern Miss	34-12
23. USF	34-10
24. Maryland	29-13
25. Missouri State	30-13
26. Texas	30-16
27. West Virginia	25-17
28. Houston	28-15
29. Loyola Marymount	30-14
30. Florida Atlantic	29-13-1

## Arkansas Week-By-Week in the Polls

	BA	D1	PG	USA TODAY	CB	NCBWA
Preseason	NR	NR	NR	NR	NR	NR
Week 1	NR	NR	NR	NR	NR	NR
Week 2	NR	24	NR	NR	NR	20
Week 3	NR	NR	NR	NR	NR	30
Week 4	NR	NR	NR	NR	NR	NR
Week 5	NR	NR	24	RV	29	28
Week 6	21	20	20	20	17	20
Week 7	16	15	10	15	14	15
Week 8	19	15	13	15	11	13
Week 9	16	14	11	14	9	10
Week 10	16	15	14	14	10	12
Week 11	18	18	16	15	17	14
Week 12	--	--	--	--	--	--
Week 13	--	--	--	--	--	--
Week 14	--	--	--	--	--	--
Week 15	--	--	--	--	--	--
<b>Final</b>	--	--	--	--	--	--

BA - Baseball America

ESPN - USA Today/ESPN

CB - Collegiate Baseball

NCBWA - National Collegiate Baseball Writers Association

PG - Perfect Game

D1 - D1Baseball.com





## PERSONAL

Born: Sept. 17, 1960  
 Hometown: Kansas City, Mo.  
 Alma Mater: Arkansas (1988)  
 Masters of Science: East Texas State Univ. (1992)  
 Wife: Karen  
 Children: Hollan, Mariel  
 Named Head Coach at Arkansas: June 21, 2002

## PLAYING HISTORY

1982-1984 Atlanta Braves Organization  
 1982 MLB Draft: 10th Rd (Braves)  
 1982 Arkansas  
 1980-1981 McLennan (Texas) CC

## COACHING HONORS

2004 SEC Coach of the Year  
 2001 Baseball America National Coach of the Year  
 2001 BIG 12 Coach of the Year  
 2001 ABCA Midwest Region Coach of the Year  
 2000 ABCA Midwest Region Coach of the Year  
 1997 Southland Coach of the Year  
 1995 Southland Coach of the Year  
 1994 NCAA Division II Coach of the Year  
 1994 ABCA Central Region Coach of the Year

## HALL OF FAME

2013 Inducted into Winnetonka HS HOF  
 2012 Inducted into Ban Johnson League HOF  
 2001 Inducted into Central Missouri State HOF

After finishing his 14th season at the helm of the Arkansas baseball program in 2015-16, head coach Dave Van Horn continues to elevate the Razorbacks to one of the nation's premier teams year in and year out. Over his 14 seasons as head Hog, Van Horn has led Arkansas to four College World Series appearances, 13 NCAA Tournament berths, one Southeastern Conference overall title, three SEC Western Division championships and a total of 550 wins.

The highly decorated coach has both individual and team honors throughout his 27-year coaching resume, beginning at Texarkana (Texas) Community College all the way through the present. Individually, he has been named national coach of the year twice, regional coach of the year twice and conference coach of the year four times. His teams have made six College World Series appearances, won five outright conference championships, a Division II National Championship and made 17 appearances in the NCAA Tournament. Van Horn is one of only 11 coaches in NCAA history to lead two programs to the College World Series.

Since joining the Razorbacks as head coach, Van Horn has led his teams to an SEC Championship, three SEC Western Division titles, 14 NCAA Tournament berths and four College World Series appearances. His players have earned 17 All-America honors, 24 All-SEC nods, 104 SEC Academic Honor Roll spots and 11 Capital One Academic All-District accolades. Not resting on his laurels, Van Horn has kept his competitive juices flowing as he seeks to bring a national championship to his alma mater.

With Van Horn's success over the years, fans have also flocked to Baum Stadium and last year was no different. In 2016, Arkansas finished fourth in the nation in average attendance (7,815) and fifth in total attendance (265,718). It's the fourth straight year that Arkansas has finished in the top-five nationally in attendance, while boasting one of the best stadiums in college baseball.

DVH AGAINST 2017 OPPONENTS				
	W/L	Home	Away	Neutral
Alabama	27-23	14-7	11-13	2-3
Alcorn State	3-0	3-0	--	--
Arizona	0-2	--	--	0-2
Auburn	25-20	12-9	13-11	--
Bryant	4-1	3-0	--	1-1
Georgia	20-13	12-6	8-6	0-1
Grambling State	5-0	5-0	--	--
Grand Canyon	2-0	2-0	--	--
Kansas State	13-7	7-0	4-7	2-0
Louisiana Monroe	4-1	3-1	--	1-0
Louisiana State (LSU)	17-36	9-15	7-14	1-7
Louisiana Tech	15-4	6-1	6-3	3-0
Memphis	7-1	2-0	3-0	2-1
Miami (Ohio)	4-0	3-0	--	1-0
Mississippi State	24-23	13-11	10-11	1-1
Missouri	9-3	4-2	5-1	0-0
Missouri State	16-7	9-5	7-2	--
Nebraska	4-5	2-2	1-3	1-0
New Orleans	3-0	3-0	--	--
Oklahoma State	5-5	2-3	2-1	1-1
Ole Miss	21-32	9-15	8-13	4-4
Rhode Island	2-1	2-1	--	--
Tennessee	20-12	9-5	9-6	2-1
Texas A&M	9-8	5-4	3-4	1-0
Texas Tech	2-0	--	--	2-0
Vanderbilt	14-19	10-7	6-8	0-4

## VAN HORN'S CAREER NUMBERS

Year	School	Record	Pct.	Conf.	Place	Tourn.	NCAA
1989	Texarkana CC	39-18	.684	NA	NA	NA	--
1990	Texarkana CC	44-14	.759	NA	NA	NA	--
1991	Texarkana CC	45-12	.789	NA	NA	NA	--
1992	Texarkana CC	48-10	.827	NA	1st	NA	--
1993	Texarkana CC	38-18	.678	NA	NA	NA	--
	<i>Totals</i>	<i>214-72</i>	<i>.748</i>	--	--	--	--
1994	Central Missouri State	51-11	.823	15-1	1st (Div.)	1st (4-1)	NCAA DII Champs
	<i>Totals</i>	<i>51-11</i>	<i>.823</i>	<i>15-1</i>	--	<i>1 (4-1)</i>	--
1995	Northwestern State	37-15	.711	19-5	1st	DNP (0-2)	--
1996	Northwestern State	34-27	.557	14-16	2nd (Div.)	2nd (3-2)	--
1997	Northwestern State	35-23	.603	19-9	1st	DNP (0-2)	--
	<i>Totals</i>	<i>106-65</i>	<i>.620</i>	<i>52-30</i>	--	<i>3 (3-6)</i>	--
1998	Nebraska	24-20	.545	10-13	7th	DNQ	DNQ
1999	Nebraska	42-18	.700	16-9	5th	1st (4-0)	NCAA (1-2)
2000	Nebraska	51-17	.750	21-9	2nd	1st (5-1)	NCAA (4-2)
2001	Nebraska	50-16	.758	20-8	1st	1st (4-0)	CWS (5-2)
2002	Nebraska	47-21	.691	16-11	2nd	2nd (3-1)	CWS (5-3)
	<i>Totals</i>	<i>214-92</i>	<i>.699</i>	<i>67-39</i>	--	<i>4 (16-2)</i>	<i>4 (15-9)</i>
2003	Arkansas	35-22	.612	14-16	6th West	T-7th (0-2)	NCAA (1-2)
2004	Arkansas	45-24	.652	19-11	T-1st Overall	4th (2-2)	CWS (6-3)
2005	Arkansas	39-22	.636	13-17	T-5th West	T-7th (0-2)	NCAA (2-2)
2006	Arkansas	39-21	.650	18-12	2nd West	T-7th (0-2)	NCAA (1-2)
2007	Arkansas	43-21	.672	18-12	1st West	2nd (3-1)	NCAA (2-2)
2008	Arkansas	34-24	.586	14-15	4th West	DNQ	NCAA (0-2)
2009	Arkansas	41-24	.631	14-15	4th West	4th (2-2)	CWS (7-2)
2010	Arkansas	43-21	.672	18-12	2nd West	T-7th (0-2)	NCAA (3-3)
2011	Arkansas	40-22	.645	15-15	1st West	T-3rd (2-2)	NCAA (2-2)
2012	Arkansas	46-22	.676	16-14	T-2nd West	T-9th (0-2)	CWS (7-3)
2013	Arkansas	39-22	.639	18-11	2nd West	T-3rd (2-1)	NCAA (2-2)
2014	Arkansas	40-25	.615	16-14	4th West	T-3rd (3-2)	NCAA (2-2)
2015	Arkansas	40-25	.615	17-12	3rd West	T-5th (2-2)	CWS (5-3)
2016	Arkansas	26-29	.473	7-23	7th West	DNQ	DNQ
2017	Arkansas	34-12	.762	13-8	--	--	--
	<i>Totals</i>	<i>584-336</i>	<i>.635</i>	<i>230-207</i>	--	<i>12 (16-22)</i>	<i>13 (40-30)</i>
<i>Career Totals</i>		<i>1169-576</i>	<i>.670</i>	<i>364-277</i>	--	<i>39-31 (.557)</i>	<i>55-39 (.585)</i>

# Numerical Roster

No.	Player	Pos.	B/T	Yr.	Ht.	Wt.	Hometown/Previous School
3	Jared Gates	INF	L/R	Jr	6-0	190	Wichita, Kan. / Wichita Northwest HS / Iowa West. CC
4	Matt Burch	INF	L/R	Fr	5-8	175	Gurnee, Ill. / Warren Township HS
5	Cody Scroggins	RHP	R/R	So	6-0	185	Bentonville, Ark. / Bentonville HS
6	Hunter Wilson	INF	L/R	Jr	5-10	170	Spiro, Okla. / Spiro HS / Stephen F. Austin / Eastern Ok. St. JC
7	Jack Kenley	INF	L/R	Fr	6-0	180	Germantown, Tenn. / Houston HS
8	Eric Cole	OF	S/R	So	5-11	195	Southlake, Texas / Southlake Carroll HS
9	Jax Biggers	INF	L/R	So	5-11	175	Missouri City, Texas / Ridge Point HS / Cisco JC
10	Josh Alberius	RHP	R/R	R-Sr	5-11	180	Little Rock, Ark. / Little Rock Christian Academy
11	Keaton McKinney	RHP	R/R	Jr	6-5	225	Ankeny, Iowa / Centennial HS
12	Alex Ronnebaum	INF	L/R	Fr	6-4	195	Overland Park, Kan. / Blue Valley West HS
13	Jordan McFarland	INF/OF	R/R	Fr	6-3	220	Waterloo, Ill. / Waterloo HS
15	Jake Arledge	OF	R/R	Sr	5-9	180	Huntington Beach, Calif. / Panola JC
16	Blaine Knight	RHP	R/R	So	6-3	165	Bryant, Ark. / Bryant HS
17	Luke Bonfield	OF	R/R	Jr	6-3	215	Skillman, N.J. / IMG Academy
18	Anthony Dahl	RHP	R/R	So	6-4	200	Angleton, Texas / Brazoswood HS
20	Carson Shaddy	3B/C/OF	R/R	R-Jr	5-11	185	Fayetteville, Ark. / Fayetteville HS
21	Kacey Murphy	LHP	L/L	So	6-0	190	Rogers, Ark. / Rogers Heritage HS
24	Chad Spanberger	INF/OF	L/R	Jr	6-3	240	Granite City, Ill. / Granite City HS
25	Dominic Taccolini	RHP	R/R	Sr	6-3	220	Sugar Land, Texas / Kempner HS
27	Evan Lee	LHP/OF	R/L	Fr	6-2	190	Bryant, Ark. / Bryant HS
28	Dominic Fletcher	OF	L/L	Fr	5-9	175	Cypress, Calif. / Cypress HS
29	Angus Denton	RHP	R/R	Fr	5-11	160	Beebe, Ark. / Beebe HS
30	Brenden Heiss	RHP	R/R	Fr	6-1	190	Algonquin, Ill. / Jacobs HS
32	Matt Cronin	LHP	L/L	Fr	6-2	190	Navarre, Fla. / Navarre HS
33	Grant Koch	C	R/R	So	6-0	195	Fayetteville, Ark. / Fayetteville HS
34	Jake Reindl	RHP	R/R	So	6-1	200	Fayetteville Ark. / Shiloh Christian
35	Jacob Kostyshock	RHP	R/R	Fr	6-4	175	O'Fallon, Mo. / Francis Howell HS
36	Cannon Chadwick	RHP	R/R	Sr	6-0	195	Paris, Texas / Paris Junior College
37	Weston Rogers	LHP	L/L	So	6-4	215	Springdale, Ark. / Har-Ber HS
38	Jordan Rodriguez	LHP	L/L	Sr	5-11	190	Houston, Texas / Alvin CC
39	Dylan Thompson	LHP	L/L	Fr	6-3	195	Little Rock, Ark. / Catholic HS
42	Jaxon Williams	INF	R/R	Fr	5-8	165	Rosenberg, Texas / B.F. Terry HS
43	Sammy Blair	OF	R/R	Fr	5-9	175	Navasota, Texas / Navasota HS
44	Alex Gosser	C	L/R	Sr	6-0	215	North Little Rock, Ark. / North Little Rock HS
45	Kevin Kopps	RHP	R/R	R-Fr	6-0	195	Sugar Land, Texas / George Ranch HS
46	Barrett Loseke	RHP	R/R	So	6-0	180	Tulsa, Okla. / Jenks HS
48	Trevor Stephan	RHP	R/R	Jr	6-5	225	Magnolia, Texas / Magnolia West HS / Hill College
49	Harrison Heffley	LHP	L/L	Fr	6-3	180	Rogers, Ark. / Rogers HS
50	Ben Bailey	C	L/R	Fr	5-10	180	North Little Rock, Ark. / North Little Rock HS
51	Lucas Krull	LHP	L/L	Fr	6-7	242	Shawnee, Kan. / Mill Valley HS
52	Jackson Rutledge	LHP	L/L	Fr	6-4	180	Benton, La. / Benton HS
53	Noah Miller	RHP	R/R	Fr	6-4	180	Van Buren, Ark. / Van Buren HS
54	Zack Plunkett	RHP/C	R/R	Jr	6-2	205	Hurst, Texas / TCU / L.D. Bell HS
55	Isaiah Campbell	RHP	R/R	So	6-4	220	Olathe, Kan. / Olathe South HS

## Coaches and Support Staff

Head Coach:	2 Dave Van Horn, 15th Season (Arkansas, 1988)
Assistant Coach:	22 Tony Vitello, 4th Season (Missouri, 2002)
Assistant Coach:	40 Wes Johnson 1st Season (Arkansas-Monticello 1994)
Volunteer Assistant Coach:	14 Josh Elander, 1st Season (TCU, 2016)
Student Asst. Coaches:	1 Rick Nomura, 1st Season; 41 Cullen Gassaway, 1st Season
Director of Operations:	Clay Goodwin, 10th Season (Arkansas, 2005)
Athletic Trainer:	Corey Wood (East Carolina, 2008)
Strength & Conditioning	Mike Strouhal (University of Saint Mary, 2003)
Managers:	Michael McCann, Hayden Sutton, Zach Barr, Cale Petrie

## Pronunciation Guide

Josh Alberius	al-BEER-ee-us	Carson Shaddy	shad-EE
Grant Koch	Cook	Trevor Stephan	STEF-fin
Brenden Heiss	HIGH-sss	Dominic Taccolini	Dom-i-nick Tac-O-Lee-nee
Jacob Kostyshock	COST-ee-shock	Josh Elander	EE-Lander
Barrett Loseke	LOW-ski	Tony Vitello	VIE-tell-oh
Rick Nomura	NO-mura		
Jake Reindl	RINE-dull		
Alex Ronnebaum	Ronnie-Baum		



## 2017 Arkansas Baseball Overall Statistics for Arkansas (as of May 01, 2017) (All games Sorted by Batting avg)



Record: 34-12 Home: 25-5 Away: 7-5 Neutral: 2-2 SEC: 13-8

Player	avg	gp-gs	ab	r	h	2b	3b	hr	rbi	tb	slg%	bb	hp	so	gdp	ob%	sf	sh	sb-att	po	a	e	fld%
9 Jax Biggers	.329	45-44	146	38	48	9	1	3	22	68	.466	23	3	21	1	.428	1	4	3-4	52	115	4	.977
24 Chad Spanberger	.311	42-40	167	37	52	8	1	10	46	92	.551	15	6	43	4	.384	2	0	1-1	250	21	6	.978
17 Luke Bonfield	.309	46-46	178	32	55	9	1	7	39	87	.489	20	1	27	5	.371	6	1	0-1	51	0	1	.981
15 Jake Arledge	.305	42-41	151	36	46	4	0	3	22	59	.391	25	8	34	1	.427	1	5	5-8	82	5	0	1.000
33 Grant Koch	.297	45-45	172	33	51	12	1	11	37	98	.570	25	1	29	3	.389	0	0	1-2	351	36	1	.997
20 Carson Shaddy	.291	44-44	158	36	46	6	2	8	37	80	.506	19	11	49	0	.400	2	0	6-9	83	91	13	.930
28 Dominic Fletcher	.259	41-38	147	29	38	3	1	6	24	61	.415	14	5	25	2	.337	3	3	1-2	83	2	2	.977
8 Eric Cole	.255	38-34	137	22	35	7	0	3	13	51	.372	11	2	19	3	.320	0	3	2-2	33	0	0	1.000
-----																							
27 Evan Lee	.325	14-8	40	12	13	2	0	0	7	15	.375	7	1	7	0	.438	0	0	1-1	3	1	0	1.000
6 Hunter Wilson	.310	14-10	29	3	9	0	0	0	6	9	.310	3	1	2	0	.394	0	1	0-1	4	16	0	1.000
44 Alex Gosser	.304	13-5	23	5	7	1	0	1	4	11	.478	1	0	1	1	.308	2	0	0-0	79	2	0	1.000
13 Jordan McFarland	.275	26-19	69	14	19	0	0	2	10	25	.362	9	1	20	0	.363	1	0	1-1	111	5	1	.991
3 Jared Gates	.253	22-22	79	12	20	2	0	4	9	34	.430	8	4	19	2	.352	0	1	0-0	9	29	0	1.000
42 Jaxon Williams	.233	20-10	43	7	10	2	1	0	14	14	.326	7	0	17	1	.333	1	0	0-0	20	28	3	.941
4 Matt Burch	.179	14-6	28	1	5	2	0	0	0	7	.250	2	0	5	0	.233	0	0	0-0	1	6	0	1.000
7 Jack Kenley	.000	24-2	16	3	0	0	0	0	0	0	.000	2	3	8	1	.238	0	1	0-1	1	18	0	1.000
36 Cannon Chadwick	.000	2-0	0	1	0	0	0	0	0	0	.000	1	0	0	0	1.000	0	0	0-0	2	4	1	.857
10 Josh Alberius	.000	2-0	0	0	0	0	0	0	0	0	.000	0	0	0	0	.000	0	0	0-0	1	7	0	1.000
Totals	.287	46	1583	321	454	67	8	58	290	711	.449	192	47	326	24	.376	19	19	21-33	1230	427	37	.978
Opponents	.241	46	1539	199	371	71	3	40	182	568	.369	153	42	452	28	.325	10	18	21-33	1172	406	64	.961

LOB - Team (374), Opp (334). DPs turned - Team (32), Opp (28). CI - Team (1), G. Koch 1, Opp (7). IBB - Team (5), D. Fletcher 2, L. Bonfield 1, C. Shaddy 1, C Spanberger 1, Opp (1). Picked off - L. Bonfield 1, J. Arledge 1, C. Shaddy 1.

### (All games Sorted by Earned run avg)

Player	era	w-l	app	gs	cq	sho	sv	ip	h	r	er	bb	so	2b	3b	hr	b/avg	wp	hp	bks	sfa	sha
16 Blaine Knight	3.48	6-3	11	11	0	0/1	0	62.0	52	25	24	12	70	13	0	7	.224	3	2	2	1	1
48 Trevor Stephan	3.54	4-3	11	11	0	0/0	0	56.0	49	28	22	12	71	8	0	5	.230	3	7	0	3	4
-----																						
32 Matt Cronin	1.38	2-0	9	0	0	0/0	0	13.0	8	2	2	6	21	1	0	1	.178	0	1	0	0	1
34 Jake Reindl	2.50	2-0	15	0	0	0/1	1	36.0	29	10	10	11	35	8	1	1	.223	4	2	0	0	2
36 Cannon Chadwick	3.26	4-2	19	0	0	0/1	2	30.1	21	16	11	11	38	4	1	1	.193	7	9	1	2	2
21 Kacey Murphy	3.41	4-0	14	7	0	0/1	0	31.2	32	12	12	13	43	5	0	4	.271	0	2	0	1	0
30 Brenden Heiss	3.60	0-0	4	0	0	0/0	0	5.0	3	2	2	3	3	0	0	1	.188	0	1	0	0	0
45 Kevin Kopps	3.71	2-0	15	3	0	0/0	1	34.0	31	14	14	17	28	6	0	3	.248	4	2	0	0	1
5 Cody Scroggins	3.86	0-0	3	0	0	0/0	0	2.1	3	1	1	1	1	0	1	0	.273	1	1	0	0	0
27 Evan Lee	3.95	0-0	11	1	0	0/0	1	13.2	12	7	6	5	14	3	0	4	.222	2	1	0	0	1
46 Barrett Loseke	4.32	3-0	14	2	0	0/0	0	25.0	21	12	12	16	27	3	0	2	.231	3	4	0	0	3
25 Dominic Taccolini	4.99	3-0	13	2	0	0/0	2	30.2	28	18	17	16	34	3	0	1	.246	6	5	0	2	1
10 Josh Alberius	5.10	2-4	16	9	0	0/1	2	42.1	51	28	24	13	37	8	0	6	.304	0	2	0	1	1
29 Angus Denton	5.23	0-0	8	0	0	0/0	0	10.1	10	6	6	3	10	3	0	3	.244	0	1	0	0	0
35 Jacob Kostyshock	6.75	1-0	6	0	0	0/0	0	5.1	6	4	4	6	6	0	0	0	.286	1	2	0	0	1
37 Weston Rogers	7.71	1-0	11	0	0	0/0	0	11.2	12	11	10	7	13	5	0	1	.261	2	0	0	0	0
55 Isaiah Campbell	40.50	0-0	1	0	0	0/0	0	0.2	3	3	3	1	1	1	0	0	.600	1	0	0	0	0
Totals	3.95	34-12	46	46	0	2/2	9	410.0	371	199	180	153	452	71	3	40	.241	37	42	3	10	18
Opponents	6.43	12-34	46	46	2	3/2	7	390.2	454	321	279	192	326	67	8	58	.287	55	47	7	19	19

PB - Team (4), G. Koch 3, A. Gosser 1, Opp (17). Pickoffs - Team (9), J. Alberius 3, K. Murphy 2, B. Knight 2, C. Chadwick 1, K. Kopps 1, Opp (3). SBA/ATT - G. Koch (16-27), T. Stephan (7-7), B. Knight (2-4), K. Murphy (2-4), A. Gosser (4-4), W. Rogers (3-3), D. Taccolini (2-3), J. Reindl (1-3), J. Alberius (1-3), K. Kopps (1-2), C. Chadwick (0-2), C. Shaddy (1-1), E. Lee (1-1), B. Loseke (1-1).



## 2017 Arkansas Baseball Conference statistics for Arkansas (as of May 01, 2017) (SEC games only Sorted by Batting avg)



Record: 13-8 Home: 8-4 Away: 5-4 SEC: 13-8

Player	avg	gp-gs	ab	r	h	2b	3b	hr	rbi	tb	slg%	bb	hp	so	gdp	ob%	sf	sh	sb-att	po	a	e	fld%
24 Chad Spanberger	.341	21-21	91	19	31	4	0	7	28	56	.615	7	0	23	1	.384	1	0	1-1	140	13	3	.981
8 Eric Cole	.333	18-17	66	10	22	6	0	1	7	31	.470	5	1	6	1	.389	0	2	1-1	15	0	0	1.000
9 Jax Biggers	.328	21-21	67	18	22	4	0	1	8	29	.433	10	1	10	0	.418	1	1	1-2	25	56	3	.964
17 Luke Bonfield	.317	21-21	82	12	26	4	0	4	15	42	.512	8	1	11	3	.380	1	1	0-0	30	0	1	.968
20 Carson Shaddy	.284	21-21	81	12	23	2	1	4	18	39	.481	4	3	25	0	.337	1	0	1-2	38	47	6	.934
33 Grant Koch	.284	21-21	81	14	23	3	0	5	12	41	.506	10	0	15	3	.363	0	0	0-0	180	15	0	1.000
3 Jared Gates	.264	15-15	53	9	14	1	0	3	5	24	.453	3	2	13	1	.328	0	1	0-0	6	23	0	1.000
15 Jake Arledge	.237	20-20	76	13	18	2	0	0	6	20	.263	10	5	18	0	.363	0	2	1-2	41	0	0	1.000
28 Dominic Fletcher	.211	20-19	71	6	15	0	0	1	6	18	.254	4	3	13	2	.275	2	3	0-1	49	1	1	.980
-----																							
44 Alex Gosser	.333	3-0	3	1	1	0	0	1	1	4	1.333	0	0	0	0	.333	0	0	0-0	7	0	0	1.000
13 Jordan McFarland	.250	10-5	20	3	5	0	0	0	1	5	.250	1	0	7	0	.286	0	0	0-0	19	0	1	.950
27 Evan Lee	.222	6-2	9	3	2	0	0	0	0	2	.222	5	0	1	0	.500	0	0	0-0	0	0	0	.000
42 Jaxon Williams	.125	4-2	8	0	1	0	0	0	1	1	.125	2	0	4	0	.300	0	0	0-0	1	3	0	1.000
4 Matt Burch	.000	5-3	10	0	0	0	0	0	0	0	.000	0	0	2	0	.000	0	0	0-0	0	0	0	.000
7 Jack Kenley	.000	14-1	9	1	0	0	0	0	0	0	.000	0	1	6	0	.100	0	1	0-0	0	10	0	1.000
36 Cannon Chadwick	.000	1-0	0	0	0	0	0	0	0	0	.000	0	0	0	0	.000	0	0	0-0	2	1	0	1.000
Totals	.279	21	727	121	203	26	1	27	108	312	.429	69	17	154	11	.353	6	11	5-9	558	193	16	.979
Opponents	.263	21	712	108	187	41	0	24	96	300	.421	72	22	190	16	.346	6	7	13-18	546	203	23	.970

LOB - Team (166), Opp (153). DPs turned - Team (19), Opp (14). CI - Team (0), Opp (3). IBB - Team (3), D. Fletcher 1, C. Shaddy 1, C Spanberger 1. Picked off - J. Arledge 1, L. Bonfield 1.

### (SEC games only Sorted by Earned run avg)

Player	era	w-l	app	gs	cg	sho	sv	ip	h	r	er	bb	so	2b	3b	hr	b/avg	wp	hp	bk	sfa	sha
34 Jake Reindl	0.81	2-0	6	0	0	0/0	1	22.1	13	2	2	6	26	5	0	0	.171	2	1	0	0	2
16 Blaine Knight	3.80	5-2	7	7	0	0/0	0	42.2	34	18	18	11	47	8	0	6	.215	3	1	2	1	0
48 Trevor Stephan	5.62	1-3	7	7	0	0/0	0	32.0	39	23	20	5	39	7	0	4	.300	2	6	0	1	3
-----																						
32 Matt Cronin	0.00	0-0	1	0	0	0/0	0	1.0	1	0	0	1	1	0	0	0	.333	0	1	0	0	0
35 Jacob Kostyshock	0.00	0-0	1	0	0	0/0	0	0.0	0	0	0	2	0	0	0	0		0	0	0	0	0
25 Dominic Taccolini	3.95	0-0	6	0	0	0/0	2	13.2	10	7	6	8	12	1	0	1	.208	3	2	0	1	0
36 Cannon Chadwick	4.67	2-2	10	0	0	0/0	2	17.1	10	12	9	9	21	2	0	0	.164	5	7	1	1	0
45 Kevin Kopps	4.67	1-0	7	0	0	0/0	0	17.1	20	9	9	9	14	4	0	1	.299	3	1	0	0	0
46 Barrett Loseke	5.40	0-0	5	0	0	0/0	0	3.1	7	2	2	3	3	1	0	0	.412	2	0	0	0	1
27 Evan Lee	5.40	0-0	4	0	0	0/0	1	3.1	3	2	2	1	3	2	0	1	.231	0	0	0	0	0
10 Josh Alberius	6.64	2-1	7	6	0	0/0	0	20.1	32	16	15	7	13	5	0	5	.364	0	1	0	1	1
29 Angus Denton	7.94	0-0	1	0	0	0/0	0	5.2	7	5	5	2	5	3	0	2	.292	0	0	0	0	0
21 Kacey Murphy	11.12	0-0	5	1	0	0/0	0	5.2	9	7	7	4	4	2	0	3	.409	0	2	0	1	0
37 Weston Rogers	33.75	0-0	2	0	0	0/0	0	1.1	2	5	5	4	2	1	0	1	.400	1	0	0	0	0
Totals	4.84	13-8	21	21	0	0/0	6	186.0	187	108	100	72	190	41	0	24	.263	21	22	3	6	7
Opponents	5.24	8-13	21	21	2	1/0	3	182.0	203	121	106	69	154	26	1	27	.279	27	17	2	6	11

PB - Team (3), G. Koch 2, A. Gosser 1, Opp (8). Pickoffs - Team (4), J. Alberius 2, K. Murphy 1, B. Knight 1, Opp (2). SBA/ATT - G. Koch (13-18), T. Stephan (6-6), B. Knight (2-4), D. Taccolini (1-2), J. Reindl (1-2), K. Kopps (1-1), E. Lee







## 2017 Arkansas Baseball Miscellaneous Stats for Arkansas (as of May 01, 2017) (All games)



### Starting Lineup By Position (Team W-L record when starter)

#### PITCHER:

48 Trevor Stephan	11	(7-4)
16 Blaine Knight	11	(8-3)
10 Josh Alberius	9	(4-5)
21 Kacey Murphy	7	(7-0)
45 Kevin Kopps	3	(3-0)
25 Dominic Taccolini	2	(2-0)
46 Barrett Loseke	2	(2-0)
27 Evan Lee	1	(1-0)

#### CATCHER:

33 Grant Koch	41	(29-12)
44 Alex Gosser	5	(5-0)

#### FIRST BASE:

24 Chad Spanberger	30	(21-9)
13 Jordan McFarland	16	(13-3)

#### SECOND BASE:

20 Carson Shaddy	38	(28-10)
42 Jaxon Williams	8	(6-2)

#### THIRD BASE:

3 Jared Gates	22	(16-6)
6 Hunter Wilson	9	(7-2)
24 Chad Spanberger	7	(6-1)
20 Carson Shaddy	5	(3-2)
4 Matt Burch	2	(2-0)
7 Jack Kenley	1	(0-1)

#### SHORTSTOP:

9 Jax Biggers	44	(32-12)
7 Jack Kenley	1	(1-0)
6 Hunter Wilson	1	(1-0)

#### LEFT FIELD:

17 Luke Bonfield	35	(27-8)
15 Jake Arledge	10	(6-4)
8 Eric Cole	1	(1-0)

#### CENTER FIELD:

28 Dominic Fletcher	38	(27-11)
15 Jake Arledge	7	(6-1)
8 Eric Cole	1	(1-0)

#### RIGHT FIELD:

15 Jake Arledge	24	(17-7)
8 Eric Cole	18	(13-5)
24 Chad Spanberger	3	(3-0)
27 Evan Lee	1	(1-0)

#### DESIGNATED HITTER:

8 Eric Cole	14	(10-4)
17 Luke Bonfield	11	(7-4)
27 Evan Lee	7	(6-1)
4 Matt Burch	4	(3-1)
33 Grant Koch	4	(4-0)
13 Jordan McFarland	3	(2-1)
42 Jaxon Williams	2	(1-1)
20 Carson Shaddy	1	(1-0)

### Starting Lineup By Lineup Spot (Team W-L record when starter)

#### LEADOFF:

15 Jake Arledge	36	(25-11)
8 Eric Cole	8	(7-1)
27 Evan Lee	1	(1-0)
24 Chad Spanberger	1	(1-0)

#### 2ND SPOT:

24 Chad Spanberger	33	(24-9)
8 Eric Cole	5	(3-2)
15 Jake Arledge	3	(2-1)
9 Jax Biggers	2	(2-0)
27 Evan Lee	2	(2-0)
17 Luke Bonfield	1	(1-0)

#### 3RD SPOT:

17 Luke Bonfield	45	(33-12)
33 Grant Koch	1	(1-0)

#### CLEANUP:

33 Grant Koch	41	(31-10)
3 Jared Gates	3	(2-1)
20 Carson Shaddy	1	(0-1)
28 Dominic Fletcher	1	(1-0)

#### 5TH SPOT:

28 Dominic Fletcher	26	(18-8)
20 Carson Shaddy	9	(9-0)
3 Jared Gates	7	(4-3)
33 Grant Koch	2	(1-1)
13 Jordan McFarland	1	(1-0)
27 Evan Lee	1	(1-0)

#### 6TH SPOT:

20 Carson Shaddy	32	(22-10)
8 Eric Cole	5	(3-2)
3 Jared Gates	5	(5-0)
28 Dominic Fletcher	2	(2-0)
13 Jordan McFarland	1	(1-0)
4 Matt Burch	1	(1-0)

#### 7TH SPOT:

8 Eric Cole	11	(9-2)
13 Jordan McFarland	8	(7-1)
24 Chad Spanberger	5	(4-1)
4 Matt Burch	4	(3-1)
3 Jared Gates	4	(2-2)
42 Jaxon Williams	3	(2-1)
20 Carson Shaddy	2	(1-1)
9 Jax Biggers	2	(1-1)
27 Evan Lee	2	(1-1)
44 Alex Gosser	2	(2-0)
28 Dominic Fletcher	1	(1-0)
33 Grant Koch	1	(0-1)
15 Jake Arledge	1	(1-0)

#### 8TH SPOT:

13 Jordan McFarland	9	(6-3)
28 Dominic Fletcher	8	(5-3)
9 Jax Biggers	7	(6-1)
42 Jaxon Williams	5	(3-2)
8 Eric Cole	5	(3-2)
3 Jared Gates	3	(3-0)
44 Alex Gosser	3	(3-0)
27 Evan Lee	2	(2-0)
7 Jack Kenley	1	(0-1)
4 Matt Burch	1	(1-0)
15 Jake Arledge	1	(1-0)



## 2017 Arkansas Baseball Games Summary for Arkansas (as of May 01, 2017) (All games)



Score by innings	1	2	3	4	5	6	7	8	9	EX	Total
Arkansas	28	49	55	27	53	42	36	17	12	2	321
Opponents	29	28	24	11	18	22	20	30	17	0	199

### Record when ...

Overall	34-12	After 6 leading	31-1
Conference	13-8	..... trailing	3-11
Non-Conference	21-4	..... tied	0-0
Home games	25-5	After 7 leading	30-1
Away games	7-5	..... trailing	0-11
Neutral site	2-2	..... tied	4-0
Day games	19-8	After 8 leading	31-1
Night games	15-4	..... trailing	0-11
vs Left starter	12-5	..... tied	3-0
vs Right starter	22-7		
1-Run games	6-1	Hit 0 home runs	7-7
2-Run games	2-2	... 1 home run	13-4
5+Run games	18-6	... 2+ home runs	14-1
Extra innings	2-0		
Shutouts	2-3	Opponent 0 home runs	16-6
		..... 1 home run	11-1
		..... 2+ HRs	7-5
Scoring 0-2 runs	1-8		
..... 3-5 runs	8-2		
..... 6-9 runs	11-2	Made 0 errors	15-4
..... 10+ runs	14-0	.... 1 error	14-5
		.... 2+ errors	5-3
Opponent 0-2 runs	15-1		
..... 3-5 runs	13-4	Opp. made 0 errors	7-8
..... 6-9 runs	5-4	..... 1 error	9-2
..... 10+ runs	1-3	..... 2+ errors	18-2
Scored in 1st inning	10-2	Out-hit opponent	25-1
Opp. scored in 1st	10-5	Out-hit by opponent	6-11
Scores first	20-4	Hits are tied	3-0
Opp. scores first	14-8		

### Record when team scores:

Runs	0	1	2	3	4	5	6	7	8	9	10+
W-L	0-3	0-3	1-2	3-2	0-0	5-0	3-1	4-0	1-1	3-0	14-0

### Record when opponent scores:

Runs	0	1	2	3	4	5	6	7	8	9	10+
W-L	2-0	6-0	7-1	5-2	5-2	3-0	1-0	2-2	2-1	0-1	1-3

### Record when leading after:

Inn.	1	2	3	4	5	6	7	8
W-L	9-1	20-2	23-2	23-2	26-2	31-1	30-1	31-1

### Record when trailing after:

Inn.	1	2	3	4	5	6	7	8
W-L	7-5	5-8	5-8	5-8	4-9	3-11	0-11	0-11

### Record when tied after:

Inn.	1	2	3	4	5	6	7	8
W-L	18-6	9-2	6-2	6-2	4-1	0-0	4-0	3-0

Current winning streak: 1  
Longest winning streak: 7  
Longest losing streak: 2

Home attendance : 214035 ( 27 dates avg = 7927 )  
Away attendance : 56536 ( 16 dates avg = 3533 )  
Total attendance: 270571 ( 43 dates avg = 6292 )



## #16 BLAINE KNIGHT

RHP • 6-3 • 165 • SOPHOMORE  
BRYANT, ARKANSAS  
BRYANT HS



### CAREER HIGHS

Category	High	Opponent (Last)	Date
Innings	8.0	at Alabama	3/31/17
Longest Start	8.0	at Alabama	3/31/17
Shortest Start	2.0	2x (at Ok. St.)	3/29/16
Longest Relief	4.1	W. Illinois	3/12/16
Hits	8	at #10 Auburn	4/21/17
Runs	8	at #10 Auburn	4/21/17
Earned Runs	8	at #10 Auburn	4/21/17
Walks	4	at #10 Auburn	4/21/17
Strikeouts	11	Mississippi State	3/17/17

### CAREER VS. 2017 OPPONENTS

Team	ERA	W-L	G-GS	IP	H	R	ER	BB-K
Oklahoma St.	12.85	0-0	2-1	2.1	4	3	3	1-1
ULM	0.00	0-0	1-1	3.0	1	0	0	1-3
Miss. St.	2.25	0-0	1-1	4.0	5	2	1	1-1
Missouri	3.00	0-0	1-0	3.1	4	1	1	1-2
Grambling	0.00	0-0	1-0	2.0	3	0	0	0-0
Alabama	4.29	0-0	1-1	4.2	4	2	2	1-4
LSU	0.00	0-0	1-0	3.2	6	5	0	2-8
Ole Miss	0.00	0-0	1-0	4.0	3	0	0	1-6
Texas A&M	4.29	0-1	2-0	2.1	3	2	1	0-1

### 2016 HIGHLIGHTS

- Made 18 appearances on the mound, good for third-highest on the team.
- Was part of the opening weekend rotation against Central Michigan.
- Compiled a 2.98 ERA, the lowest ERA among Razorback pitchers with 10 or more appearances.
- Had one save in his 11 relief appearances.
- Struck out 46 batters and walked just 14 over his 48.1 innings of work.
- Ranked third on the team in strikeouts.
- Improved in SEC action with a 1.78 ERA over 25.1 innings.
- His ERA was the lowest on team among pitchers with 10 innings or more in SEC play.
- Gave up just five earned runs in nine conference appearances and struck out 25 batters.
- Made first collegiate start vs. Central Michigan (Feb. 20), going 5.0 innings and giving up just two earned runs, while striking out three in his first career win. Seven of his final nine appearances came in relief.
- Had stretch of eight-straight games without giving up an earned run.
- During the eight-game stretch, he only allowed one unearned run on 11 hits and struck out 14.
- Had one of the best outings of the year at No. 13 LSU, going 3.2 innings out of the bullpen and striking out a season-high eight batters.
- Picked up only save against No. 18 Oklahoma State, getting final out on three pitches.
- Never allowed more than two walks in an outing.
- Recorded five or more strikeouts vs. Western Illinois (March 12), at No. 14 Ole Miss (April 8), and at No. 13 LSU (May 7).

### KNIGHT'S CAREER APPEARANCES

Blaine Knight 2016 Game-By-Game (Freshman)  
(18 Appearances, 7 Starts)

Date	Opponent	IP	H	R-ER	BB	K	Result
2/20/16	Central Michigan*	5.0	4	2-2	0	3	W, 1-0
2/27/16	vs. #9 Houston*	2.0	4	1-1	1	3	ND
3/5/16	Eastern Illinois*	3.1	7	5-5	1	4	ND
3/12/16	Western Illinois	4.1	3	0-0	2	5	W, 2-0
3/16/16	Grambling St.	2.0	3	0-0	0	0	ND
3/29/16	at #16 Oklahoma St.*	2.0	4	3-3	1	1	ND
4/2/16	Missouri	3.1	4	1-1	1	2	ND
4/8/16	at #14 Ole Miss	4.0	3	0-0	1	6	ND
4/12/16	ULM*	3.0	1	0-0	1	3	ND
4/16/16	#2 Florida	1.0	2	1-0	1	1	ND
4/19/16	#25 Creighton	1.0	1	0-0	0	2	ND
4/23/16	at #12 Kentucky	2.1	3	0-0	1	2	ND
4/26/16	#18 Oklahoma St.	0.1	0	0-0	0	0	ND
4/30/16	#2 Texas A&M	1.0	1	0-0	0	0	ND
4/30/16	#2 Texas A&M	1.1	2	2-1	0	1	L, 2-1
5/7/16	at #13 LSU	3.2	6	5-0	2	8	ND
5/15/16	Alabama*	4.2	4	2-2	1	4	ND
5/21/16	at #4 Mississippi St.*	4.0	5	2-1	1	1	ND
<b>TOTALS</b>	<b>18 G, 7 GS</b>	<b>48.1</b>	<b>57</b>	<b>24-16</b>	<b>14</b>	<b>46</b>	<b>2-1</b>

Blaine Knight 2017 Game-By-Game (Sophomore)  
(11 Appearances, 11 Starts)

Date	Opponent	IP	H	R-ER	BB	K	Pitches	Result
2/17/17	Miami (Ohio)*	4.0	3	0-0	0	5	72	W, 7-0
2/24/17	Bryant*	5.0	4	3-3	1	4	79	W, 11-8
3/3/17	vs. #5 Arizona*	6.0	5	2-1	0	10	81	L, 3-0
3/10/17	Rhode Island*	4.1	6	2-2	0	4	56	W, 5-2
3/17/17	Mississippi St.*	7.0	3	1-1	0	11	104	W, 3-1
3/24/17	at #18 Missouri*	6.0	5	2-2	1	7	88	W, 9-2
3/31/17	at Alabama*	8.0	3	1-1	0	7	95	W, 7-1
4/7/17	#13 LSU*	6.0	3	0-0	3	6	97	W, 9-3
4/13/17	Georgia*	6.0	5	1-1	1	5	88	W, 14-4
4/21/17	at #10 Auburn*	2.1	8	8-8	4	1	65	L, 15-2
4/27/17	Ole Miss*	7.1	7	5-5	2	10	110	L, 9-1
<b>TOTALS</b>	<b>11 G, 11 GS</b>	<b>62.0</b>	<b>52</b>	<b>25-24</b>	<b>12</b>	<b>70</b>		<b>6-3</b>

### 2017 HIGHLIGHTS

- Named Opening Day starter vs. Miami (Ohio).
- Won his first start of the year for the second straight season after a 4.0 inning, five strikeout performance against the RedHawks.
- Went five innings in his second start of the year against Bryant, striking out four and walking only one.
- Had, at the time, a career-high in innings for the second straight game by going 6.0 against No. 5 Arizona at the Frisco Classic.
- Struck out 10 Wildcat batters in the outing, his first of two 10+ K outings this year.
- Held Arizona to its lowest run total of the season when allowing just two runs, one being earned. The Wildcats were averaging more than 11 runs per game before facing Knight.
- Threw a career-high seven innings on 104 pitches and struck out 11 batters, also a career-high against Mississippi State, earning his second victory of the year.
- Became the first Razorback since Drew Smyly in 2010 to record multiple 10+ strikeout games in the same season.
- Sat through a two-hour rain delay in game one against Missouri and still pitched six innings, striking out seven for his second straight victory.
- Threw a career-high eight innings against Alabama, giving up just a single earned run, his fourth outing of one or less earned run allowed.
- Has recorded six or more strikeouts in each of his conference starts (Mississippi State, Missouri, Alabama, LSU).
- Picked up his fourth straight win after a 6.0-inning outing of no runs given up and just three hits with six strikeouts against No. 13 LSU.
- Named to 2017 Golden Spikes Midseason Award Watch List.
- Notched his third 10+ strikeout game of the season against Ole Miss, becoming the first Razorback since Jess Todd in 2007 to have three or more 10-strikeout performances in a single season.

## #48 TREVOR STEPHAN

RHP • 6-5 • 225 • JUNIOR  
MAGNOLIA, TEXAS  
HILL COLLEGE



### CAREER HIGHS

Category	High	Opponent (Last)	Date
Innings	8.1	Rhode Island	3/10/17
Longest Start	8.1	Rhode Island	3/10/17
Shortest Start	1.1	at Alabama	4/1/17
Longest Relief	--	--	--
Hits	7	2x (Ole Miss)	4/28/17
Runs	4	4x (Ole Miss)	4/28/17
Earned Runs	4	2x (at Alabama)	4/1/17
Walks	4	Bryant	2/18/17
Strikeouts	13	Rhode Island	3/10/17

### BIO

#### HILL COLLEGE

Selected as a NJCAC first team All-Conference player ... Went 8-1 with five saves as a sophomore ... Posted a 2.88 earned run average with 88 strikeouts compared to 22 walks in 68.2 innings ... Helped lead Hill to a 39-21 record and a third-place finish at the NJCAA Region V tournament ... Played first base and third base at West High School in Magnolia, Texas.

#### IN THE DRAFT

2016 - Boston Red Sox, 18th round (538 overall)

#### PERSONAL

Son of Bill and Ashley Stephan ... Has one brother, Mitch ... Majoring in sport management.

### 2017 HIGHLIGHTS

- Won first Division I start vs. Miami (Ohio) after a 4.0 inning outing and giving up just one earned run and striking out five.
- Threw a season-high 103 pitches in a 13-7 victory over Bryant, his second start of the year.
- Garnered his second victory with a 5.2 inning outing, with a, then, season-high six strikeouts.
- Added to his team-leading third victory against Nebraska in the Frisco Classic with a 6.0 inning performance and eight strikeouts.
- Pitched a perfect game into the 7th inning against Rhode Island, before a runner reached on an error. Ended up throwing into the ninth inning before being relieved. Tallied a career-high 13 strikeouts, the most since Jess Todd had 17 against South Carolina in the 2007 SEC Tournament.
- Garnered his fourth victory of the year, and first SEC victory, after going 6.1 innings against Mississippi State, allowing just two earned runs and striking out eight.
- Joined Blaine Knight with his second 10+ strikeout performance of the year, coming against No. 18 Missouri.
- Notched his second outing of seven or more innings after going 7.0 innings with just two runs allowed and seven strikeouts against No. 13 LSU.

### STEPHAN'S CAREER APPEARANCES

Trevor Stephan 2017 Game-By-Game (Junior)  
(10 Appearances, 10 Starts)

Date	Opponent	IP	H	R-ER	BB	K	Pitches	Result
2/18/17	Miami (Ohio)*	4.0	3	1-1	0	5	61	W, 5-1
2/25/17	Bryant*	5.2	2	0-0	4	6	103	W, 13-7
3/4/17	vs. Nebraska*	6.0	3	2-1	3	8	103	W, 15-5
3/10/17	Rhode Island*	8.1	2	2-0	0	13	103	W, 3-2
3/18/17	Mississippi St.*	6.1	7	4-2	1	8	98	W, 5-4
3/25/17	at No. 18 Missouri*	5.1	6	4-4	1	10	107	L, 7-2
4/1/17	at Alabama	1.1	4	4-4	1	0	28	L, 7-1
4/8/17	#13 LSU*	7.0	5	2-2	0	7	105	L, 10-8
4/14/17	Georgia*	4.2	5	2-2	0	6	82	W, 5-4
4/22/17	at #10 Auburn*	1.1	5	3-3	1	3	50	W, 4-2
4/28/17	Ole Miss*	6.0	7	4-3	1	5	93	L, 4-1
<b>TOTALS</b>	<b>11 G, 11 GS</b>	<b>56.0</b>	<b>49</b>	<b>28-22</b>	<b>12</b>	<b>71</b>		<b>4-3</b>



## RECORD RUNDOWN

Overall .....	34-12
vs. Top-5 Teams .....	0-1
vs. Top-10 Teams .....	1-3
vs. Top-25 Teams .....	3-5
vs. Unranked Teams .....	30-5
At home .....	25-5
On the road .....	7-5
At neutral sites .....	2-2
In day games .....	20-7
In night games .....	14-5
In extra innings .....	2-0
Vs. teams .500 or better .....	15-10
Vs. teams .500 or worse .....	16-2
Vs. left-handed starter .....	12-5
Vs. right-handed starter .....	22-7
When starter receives decision .....	19-10
When reliever receives decision .....	15-2
When starter goes 5+ innings .....	13-7
When starter goes less than 5 innings .....	21-5
When scoring first .....	21-4
When opponent scores first .....	13-8
When leading after 6 innings .....	28-1
When trailing after 6 innings .....	4-11
When tied after 6 innings .....	0-0
When leading after 8 innings .....	31-1
When trailing after 8 innings .....	0-10
When tied after 8 innings .....	3-0
In one-run games .....	6-1
In two-run games .....	2-2
Series W-L-T .....	11-3-1
Series sweeps/times swept .....	8/0
When scoring 0-2 runs .....	1-8
When scoring 3-5 runs .....	8-3
When scoring 6-9 runs .....	12-2
When scoring 10+ runs .....	13-0
Shutouts vs. times shut out .....	2/3
When opponent scores 5 runs or less .....	10-5
When opponent scores 5 runs or more .....	6-7
When collecting 0-3 hits .....	0-3
When collecting 4-6 hits .....	3-5
When collecting 7-9 hits .....	10-2
When collecting 10-12 hits .....	6-2
When collecting 13+ hits .....	15-0
When out-hitting opponent .....	26-1
When out-hit by opponent .....	5-11
When hits are equal .....	3-0
When hitting a home run .....	27-5
When opponent hits a home run .....	17-6
When errorless .....	15-4
When committing one error .....	14-5
When committing 2+ errors .....	6-3
When opponent is errorless .....	7-8
Vs. SEC .....	13-8
Vs. SEC East .....	5-1
Vs. SEC West .....	8-7
Vs. non-conference .....	21-4
Game 1 of weekend series .....	8-2
Game 2 of weekend series .....	6-4
Game 3 of weekend series .....	7-3
In February .....	6-1
In March .....	15-4
In April .....	13-7
In May .....	0-0
In June .....	0-0

## MULTIPLE-HIT GAMES

Name	2	3	4	5+	Total
Luke Bonfield	14	5	--	--	19
Chad Spanberger	13	2	2	--	17
Jax Biggers	12	3	1	--	16
Grant Koch	10	3	1	--	14
Carson Shaddy	10	2	--	--	2
Jake Arledge	8	3	--	--	11
Dominic Fletcher	7	3	--	--	10
Eric Cole	7	1	1	--	9
Jordan McFarland	6	1	--	--	7
Evan Lee	3	1	--	--	4

## CAREER MULTIPLE-HIT GAMES

Name	2014	2015	2016	2017	Total
Carson Shaddy	--	5	21	12	38
Luke Bonfield	--	--	14	19	33
Chad Spanberger	--	6	6	17	29
Grant Koch	--	--	7	14	21
Jake Arledge	--	--	5	11	16
Eric Cole	--	--	8	9	17
Jax Biggers	--	--	--	16	16
Dominic Fletcher	--	--	--	10	10
Jordan McFarland	--	--	--	7	7
Evan Lee	--	--	--	4	4

## MULTIPLE-RBI GAMES

Name	2	3	4	5+	Total
Chad Spanberger	4	6	1	1	12
Luke Bonfield	5	6	--	--	11
Carson Shaddy	7	2	--	1	10
Grant Koch	3	5	2	--	10
Jax Biggers	5	1	--	--	6
Jake Arledge	4	1	--	--	5
Dominic Fletcher	3	1	1	--	5
Eric Cole	5	--	--	--	5
Jared Gates	4	--	--	--	4

## HITTING STREAKS

Name	CURRENT	2017	CAREER
Jake Arledge	--	14	14
Jax Biggers	1	9	9
Luke Bonfield	--	7	8
Eric Cole	2	9	9
Dominic Fletcher	--	5	5
Grant Koch	2	8	8
Jordan McFarland	--	4	4
Carson Shaddy	1	8	11
Chad Spanberger	1	12	12
Jaxon Williams	--	4	4
Evan Lee	--	4	4
Jared Gates	--	5	5

## REACHED BASE

Name	CURRENT	2017	CAREER
Jake Arledge	--	15	15
Jax Biggers	1	14	14
Luke Bonfield	2	11	12
Eric Cole	2	10	10
Dominic Fletcher	1	8	8
Grant Koch	2	13	13
Jared Gates	--	9	9
Carson Shaddy	1	19	19
Chad Spanberger	1	12	12
Jordan McFarland	--	5	5
Evan Lee	--	7	7

## HOME RUNS

Career Home Runs	SOLO	2R	3R	GS	Total
Jake Arledge	3	2	-	-	5
Jax Biggers	3	-	-	-	3
Luke Bonfield	5	7	3	-	15
Eric Cole	2	1	-	-	3
Dominic Fletcher	4	1	1	-	6
Alex Gosser	1	-	-	-	1
Grant Koch	5	3	6	1	15
Jared Gates	2	2	-	-	4
Carson Shaddy	7	8	-	-	15
Chad Spanberger	8	3	5	-	16

## BREAKDOWN

Total .....	58
At Baum Stadium .....	43
On The Road .....	12
At Neutral Site .....	2
Vs. RHP .....	41
Vs. LHP .....	17
w/ 0 Outs .....	24
w/ 1 Out .....	15
w/ 2 Outs .....	19
Solo .....	28
Two-Run .....	20
Three-Run .....	9
Grand Slam .....	1
Back-To-Back .....	1
Pinch-Hit .....	0
Walk-Off .....	0
Before the 7th Inning .....	45
7th Inning and Beyond .....	12
Opponent Total .....	38
Last HR Given Up .....	April 28 vs. Ole Miss
Longest Stretch Without HR Allowed .....	7
Current Streak of No HR Allowed .....	0

## HOME RUN TRACKER

Player	Date	Opp.	On Base-Outs
D. Fletcher	2/17	Miami (Ohio)	0-0
C. Spanberger	2/19	Miami (Ohio)	0-1
E. Cole	2/19	Miami (Ohio)	0-0
G. Koch	2/19	Miami (Ohio)	2-1
G. Koch	2/24	Bryant	0-0
C. Shaddy	2/25	Bryant	1-0
J. Arledge	2/25	Bryant	0-2
J. Arledge	2/26	Bryant	1-2
C. Shaddy	2/28	La. Tech	1-0
G. Koch	3/1	La. Tech	2-0
J. Biggers	3/1	La. Tech	0-2
L. Bonfield	3/1	La. Tech	0-0
J. McFarland	3/1	La. Tech	1-2
D. Fletcher	3/1	La. Tech	0-1
G. Koch	3/4	Nebraska	3-2
G. Koch	3/7	ULM	1-1
C. Shaddy	3/7	ULM	1-1
D. Fletcher	3/8	ULM	2-2
L. Bonfield	3/10	Rhode Island	0-2
L. Bonfield	3/10	Rhode Island	0-0
J. Arledge	3/10	Rhode Island	0-0
C. Spanberger	3/15	Acorn State	1-0
L. Bonfield	3/15	Acorn State	0-0
J. McFarland	3/15	Acorn State	1-1
D. Fletcher	3/15	Acorn State	1-0
L. Bonfield	3/17	Mississippi St.	1-1
G. Koch	3/17	Mississippi St.	0-1
C. Shaddy	3/18	Mississippi St.	1-0
C. Spanberger	3/18	Mississippi St.	2-2
C. Shaddy	3/19	Mississippi St.	0-2
G. Koch	3/22	New Orleans	1-0
J. Biggers	3/22	New Orleans	0-2
C. Spanberger	3/25	at Missouri	0-2
D. Fletcher	3/26	at Missouri	0-0
G. Koch	3/26	at Missouri	2-2
C. Shaddy	3/26	at Missouri	0-0
L. Bonfield	3/31	at Alabama	1-0
J. Gates	4/29	Grand Canyon	0-0
E. Cole	4/29	Grand Canyon	1-0
C. Shaddy	4/30	Grand Canyon	0-1
E. Cole	4/7	LSU	0-1
J. Gates	4/7	LSU	1-2
C. Spanberger	4/7	LSU	2-0
C. Spanberger	4/8	LSU	2-2
G. Koch	4/8	LSU	0-0
C. Spanberger	4/13	Georgia	0-1
C. Shaddy	4/13	Georgia	1-0
L. Bonfield	4/13	Georgia	2-2
J. Biggers	4/13	Georgia	0-0
A. Gosser	4/13	Georgia	0-1
L. Bonfield	4/14	Georgia	1-2
C. Spanberger	4/15	Georgia	2-1
C. Spanberger	4/19	Memphis	1-1
J. Gates	4/22	Auburn	1-2
J. Gates	4/27	Ole Miss	0-0
G. Koch	4/28	Ole Miss	0-1
G. Koch	4/28	Ole Miss	1-2
C. Spanberger	4/28	Ole Miss	0-2

## STARTERS GAME-BY-GAME

Opponent	W-L	IP	H	R	ER	BB	K
Miami (Ohio)	W	4.0	3	0	0	0	5
Miami (Ohio)	W	4.0	3	1	1	0	5
Miami (Ohio)	W	3.1	2	1	1	2	5
Bryant	--	5.0	4	3	3	1	4
Bryant	W	5.2	2	0	0	4	6
Bryant	--	3.1	4	2	2	2	2
@ La. Tech	L	5.1	2	3	1	2	7
@ La. Tech	--	1.0	2	3	3	0	0
vs. Arizona	L	6.0	5	2	1	0	10
vs. Nebraska	W	6.0	3	2	1	3	8
vs. Oklahoma St.	L	2.0	5	5	4	2	2
ULM	W	6.0	7	2	2	2	10
ULM	W	5.0	3	2	2	1	9
Rhode Island	--	4.1	6	2	2	0	4
Rhode Island	--	8.1	2	2	0	0	13
Rhode Island	L	5.0	7	3	3	0	3
Alcorn St.	--	4.0	5	1	1	0	3
Alcorn St.	W	3.0	6	1	1	1	6
Mississippi St.	W	7.0	3	1	1	0	11
Mississippi St.	W	6.1	7	4	2	1	8
Mississippi St.	W	4.2	5	0	0	1	3
New Orleans	--	2.2	2	0	0	4	3
@ Missouri	W	6.0	5	2	2	1	7
@ Missouri	L	5.1	6	4	4	1	10
@ Missouri	W	3.0	4	1	1	2	1
Grambling St.	Cancelled						
@ Alabama	W	8.0	3	1	1	0	7
@ Alabama	L	1.1	4	4	4	1	0
@ Alabama	--	3.0	5	3	3	0	2
Grand Canyon	--	2.0	0	0	0	2	2
Grand Canyon	W	4.0	5	0	0	0	10
LSU	W	6.0	3	0	0	3	6
LSU	--	7.0	5	2	2	0	7
LSU	--	3.1	4	1	1	2	2
@ Missouri St.	--	1.2	3	1	1	0	2
Georgia	W	6.0	5	1	1	1	5
Georgia	--	4.2	5	2	2	0	6
Georgia	--	3.0	5	3	2	1	3
Memphis	--	3.0	3	3	3	3	2
vs. Memphis	W	7.0	1	0	0	1	7
@ Auburn	L	2.1	8	8	8	4	1
@ Auburn	--	1.1	5	3	3	1	3
@ Auburn	--	1.2	5	4	4	0	1
vs. Kansas St.	--	2.0	1	1	1	0	1
Ole Miss	L	7.1	7	5	5	2	10
Ole Miss	L	6.0	7	4	3	1	5
Ole Miss	--	1.2	3	3	3	2	2
@ Tennessee	--	--	--	--	--	--	--
@ Tennessee	--	--	--	--	--	--	--
@ Tennessee	--	--	--	--	--	--	--
Vanderbilt	--	--	--	--	--	--	--
Vanderbilt	--	--	--	--	--	--	--
Vanderbilt	--	--	--	--	--	--	--
@Texas A&M	--	--	--	--	--	--	--
@Texas A&M	--	--	--	--	--	--	--
@Texas A&M	--	--	--	--	--	--	--

## BULLPEN GAME-BY-GAME

Opponent	W-L-S	IP	H	R	ER	BB	K
Miami (Ohio)	--	5.0	3	0	0	0	7
Miami (Ohio)	--	5.0	1	0	0	1	6
Miami (Ohio)	--	5.2	2	0	0	3	8
Bryant	W-S	4.0	6	5	3	5	7
Bryant	--	3.1	8	7	7	1	6
Bryant	W	5.2	6	4	4	3	5
@ La. Tech	--	2.2	4	1	0	0	2
@ La. Tech	W	8.0	9	7	7	3	9
vs. Arizona	--	2.0	2	1	1	1	0
vs. Nebraska	--	3.0	2	3	3	3	2
vs. Oklahoma St.	--	7.0	5	3	2	4	4
ULM	--	3.0	3	1	1	0	3
ULM	--	4.0	0	0	0	2	5
Rhode Island	W	4.2	3	0	0	0	3
Rhode Island	W	0.2	1	0	0	0	2
Rhode Island	--	4.0	1	0	0	3	5
Alcorn St.	W	5.0	6	1	1	1	4
Alcorn St.	--	6.0	3	2	2	2	7
Mississippi St.	S	2.2	0	0	0	1	5
Mississippi St.	S	1.1	1	0	0	0	3
Mississippi St.	S	4.1	1	1	1	1	5
New Orleans	W-S	6.1	3	2	2	3	7
@ Missouri	S	3.0	2	0	0	1	4
@ Missouri	--	2.2	5	3	3	1	4
@ Missouri	--	6.0	7	7	7	7	7
Grambling St.	Cancelled						
@ Alabama	--	1.0	0	0	0	0	0
@ Alabama	--	6.2	6	3	3	1	10
@ Alabama	W	6.0	4	2	2	4	4
Grand Canyon	W	7.0	5	2	2	0	6
Grand Canyon	--	5.0	5	1	1	2	8
LSU	--	3.0	6	3	3	2	2
LSU	L	2.0	4	8	5	2	2
LSU	L	5.2	2	1	1	0	5
@ Missouri St.	W	7.2	6	3	3	3	9
Georgia	--	3.0	2	3	3	5	4
Georgia	W	5.1	5	2	1	3	4
Georgia	W	6.0	6	0	0	3	3
Memphis	W	6.0	5	4	4	1	5
vs. Memphis	S	2.0	0	0	0	0	1
@ Auburn	--	5.2	7	7	7	4	5
@ Auburn	W	7.1	2	0	0	4	11
@ Auburn	L	6.1	11	7	7	3	4
vs. Kansas St.	W	8.0	8	4	4	7	9
Ole Miss	--	1.2	4	4	4	1	1
Ole Miss	--	3.0	2	0	0	2	2
Ole Miss	W	7.1	6	1	1	3	5
@ Tennessee	--	--	--	--	--	--	--
@ Tennessee	--	--	--	--	--	--	--
@ Tennessee	--	--	--	--	--	--	--
Vanderbilt	--	--	--	--	--	--	--
Vanderbilt	--	--	--	--	--	--	--
Vanderbilt	--	--	--	--	--	--	--
@Texas A&M	--	--	--	--	--	--	--
@Texas A&M	--	--	--	--	--	--	--
@Texas A&M	--	--	--	--	--	--	--

## RECORD PER STARTER

Pitcher (Total Starts)	Record
Blaine Knight (11)	8-3
Trevor Stephan (11)	7-4
Kevin Kopps (3)	3-0
Josh Alberius (9)	3-5
Evan Lee (1)	1-0
Dominic Taccolini (2)	2-0
Kacey Murphy (7)	7-0
Barrett Loseke (2)	2-0

## QUALITY STARTS

Pitcher (Total Starts)	QS	Record
Blaine Knight (11)	6	5-1
Trevor Stephan (11)	5	3-2
Dominic Taccolini (2)	1	1-0
Kacey Murphy (7)	1	1-0

## RUN SUPPORT

Pitcher (Total Starts)	Runs	Per Start
Blaine Knight (11)	70	6.4
Trevor Stephan (11)	65	5.9
Kevin Kopps (3)	33	11.0
Josh Alberius (9)	46	5.1
Evan Lee (1)	13	13.0
Dominic Taccolini (2)	15	7.5
Kacey Murphy (7)	54	7.7
Barrett Loseke (2)	27	13.5

# Game-By-Game Batting Order

2017 RECORD: 34-12 • HOME: 25-5 • AWAY: 7-5 • NEUTRAL: 2-2 • SEC: 12-6

Date	Opposing team	1	2	3	4	5	6	7	8	9
Feb. 17, 2017	MIAMI (OHIO)	Cole	Biggers	Bonfield	Koch	Fletcher	Shaddy	Spanberger	Arledge	Wilson
Feb. 18, 2017	MIAMI (OHIO)	Arledge	Cole	Bonfield	Koch	Fletcher	Shaddy	McFarland	Spanberger	Biggers
Feb. 19, 2017	MIAMI (OHIO)	Cole	Biggers	Bonfield	Koch	Fletcher	Shaddy	Spanberger	Burch	Wilson
Feb. 24, 2017	BRYANT	Cole	Lee	Bonfield	Koch	Fletcher	Shaddy	Spanberger	Biggers	Wilson
Feb. 25, 2017	BRYANT	Cole	Arledge	Bonfield	Koch	Fletcher	Shaddy	McFarland	Biggers	Williams
Feb. 26, 2017	BRYANT	Arledge	Lee	Bonfield	Koch	Fletcher	Shaddy	Spanberger	Biggers	Wilson
Feb. 28, 2017	at Louisiana Tech	Arledge	Cole	Bonfield	Koch	Fletcher	Shaddy	Spanberger	Williams	Biggers
March 1, 2017	at Louisiana Tech	Cole	Arledge	Bonfield	Koch	Fletcher	Shaddy	Biggers	McFarland	Wilson
March 3, 2017	vs. No. 5 Arizona	Cole	Arledge	Bonfield	Koch	Fletcher	Shaddy	Biggers	McFarland	Wilson
March 4, 2017	vs. Nebraska	Arledge	Spanberger	Bonfield	Koch	Fletcher	Shaddy	Lee	McFarland	Biggers
March 5, 2017	vs. No. 14 Oklahoma State	Arledge	Cole	Bonfield	Koch	Fletcher	Shaddy	McFarland	Williams	Biggers
March 7, 2017	ULM	Cole	Spanberger	Bonfield	Koch	Lee	Shaddy	Gosser	Biggers	Wilson
March 8, 2017	ULM	Arledge	Spanberger	Bonfield	Koch	Fletcher	Shaddy	McFarland	Biggers	Williams
March 10, 2017	RHODE ISLAND-1	Arledge	Cole	Bonfield	Koch	Shaddy	Fletcher	McFarland	Williams	Biggers
March 10, 2017	RHODE ISLAND-2	Arledge	Spanberger	Bonfield	Koch	Fletcher	Shaddy	Gosser	Biggers	Wilson
March 12, 2017	RHODE ISLAND	Arledge	Spanberger	Bonfield	Koch	Fletcher	Shaddy	Lee	Biggers	Wilson
March 14, 2017	ALCORN STATE	Arledge	Cole	Bonfield	Koch	McFarland	Burch	Williams	Gosser	Wilson
March 15, 2017	ALCORN STATE	Arledge	Spanberger	Bonfield	Koch	Fletcher	McFarland	Burch	Williams	Biggers
March 17, 2017	MISSISSIPPI STATE	Arledge	Spanberger	Bonfield	Koch	Fletcher	Shaddy	Burch	Williams	Biggers
March 18, 2017	MISSISSIPPI STATE	Arledge	Spanberger	Bonfield	Koch	Fletcher	Shaddy	Burch	Cole	Biggers
March 19, 2017	MISSISSIPPI STATE	Arledge	Spanberger	Bonfield	Koch	Shaddy	Fletcher	McFarland	Cole	Biggers
March 22, 2017	NEW ORLEANS	Arledge	Spanberger	Bonfield	Koch	Shaddy	Cole	Gates	McFarland	Biggers
March 24, 2017	at No. 18 Missouri	Arledge	Spanberger	Bonfield	Koch	Fletcher	Shaddy	Cole	Gates	Biggers
March 25, 2017	at No. 18 Missouri	Arledge	Spanberger	Bonfield	Koch	Fletcher	Shaddy	Burch	Kenley	Biggers
March 26, 2017	at No. 18 Missouri	Arledge	Spanberger	Bonfield	Koch	Fletcher	Shaddy	Cole	McFarland	Biggers
March 31, 2017	at Alabama	Arledge	Spanberger	Bonfield	Koch	Fletcher	Shaddy	Cole	Gates	Biggers
April 1, 2017	at Alabama	Arledge	Spanberger	Bonfield	Koch	Fletcher	Shaddy	Williams	McFarland	Biggers
April 2, 2017	at Alabama	Arledge	Spanberger	Bonfield	Koch	Fletcher	Shaddy	Cole	Gates	Biggers
April 4, 2017	GRAND CANYON-1	Arledge	Spanberger	Bonfield	Koch	Gates	Shaddy	Cole	Lee	Biggers
April 5, 2017	GRAND CANYON-2	Spanberger	Bonfield	Koch	Fletcher	Shaddy	Gates	McFarland	Gosser	Kenley
April 7, 2017	NO. 13 LSU	Arledge	Spanberger	Bonfield	Koch	Fletcher	Shaddy	Gates	Cole	Biggers
April 8, 2017	NO. 13 LSU	Arledge	Spanberger	Bonfield	Koch	Fletcher	Shaddy	Gates	Cole	Biggers
April 9, 2017	NO. 13 LSU	Arledge	Spanberger	Bonfield	Koch	Fletcher	Shaddy	Gates	Cole	Biggers
April 11, 2017	at No. 28 Missouri State	Arledge	Spanberger	Bonfield	Koch	Shaddy	Gates	Williams	McFarland	Biggers
April 13, 2017	GEORGIA	Arledge	Spanberger	Bonfield	Koch	Shaddy	Gates	McFarland	Fletcher	Biggers
April 14, 2017	GEORGIA	Arledge	Spanberger	Bonfield	Koch	Shaddy	Gates	Cole	Fletcher	Biggers
April 15, 2017	GEORGIA	Lee	Spanberger	Bonfield	Koch	Gates	Shaddy	Cole	Fletcher	Biggers
April 18, 2017	MEMPHIS	Arledge	Spanberger	Bonfield	Koch	Gates	Shaddy	Cole	Fletcher	Biggers
April 19, 2017	MEMPHIS	Arledge	Spanberger	Bonfield	Gates	Shaddy	Cole	Fletcher	Gosser	Biggers
April 21, 2017	at No. 10 Auburn	Arledge	Spanberger	Bonfield	Koch	Gates	Shaddy	Cole	Fletcher	Biggers
April 22, 2017	at No. 10 Auburn	Arledge	Spanberger	Bonfield	Gates	Koch	Cole	Shaddy	Fletcher	Biggers
April 23, 2017	at No. 10 Auburn	Arledge	Spanberger	Bonfield	Gates	Koch	Cole	Shaddy	Fletcher	Biggers
April 25, 2017	vs. Kansas State	Arledge	Spanberger	Bonfield	Koch	Gates	Shaddy	Cole	McFarland	Biggers
April 27, 2017	OLE MISS	Arledge	Spanberger	Bonfield	Koch	Gates	Shaddy	Cole	Fletcher	Biggers
April 28, 2017	OLE MISS-1	Arledge	Spanberger	Bonfield	Shaddy	Gates	Cole	Koch	McFarland	Biggers
April 28, 2017	OLE MISS-2	Cole	Spanberger	Bonfield	Koch	Shaddy	Gates	Arledge	Lee	Biggers

# Defensive Starting Lineups

2017 RECORD: 34-12 • HOME: 25-5 • AWAY: 7-5 • NEUTRAL: 2-2 • SEC: 12-6

Date	Opposing team	C	1B	2B	3B	SS	LF	CF	RF	DH
Feb. 17, 2017	MIAMI (OHIO)	Koch	Spanberger	Shaddy	Wilson	Biggers	Bonfield	Fletcher	Arledge	Cole
Feb. 18, 2017	MIAMI (OHIO)	Koch	McFarland	Shaddy	Spanberger	Biggers	Arledge	Fletcher	Cole	Bonfield
Feb. 19, 2017	MIAMI (OHIO)	Koch	Spanberger	Shaddy	Wilson	Biggers	Bonfield	Fletcher	Cole	Burch
Feb. 24, 2017	BRYANT	Koch	Spanberger	Shaddy	Wilson	Biggers	Bonfield	Fletcher	Cole	Lee
Feb. 25, 2017	BRYANT	Koch	McFarland	Williams	Shaddy	Biggers	Arledge	Fletcher	Cole	Bonfield
Feb. 26, 2017	BRYANT	Koch	Spanberger	Shaddy	Wilson	Biggers	Bonfield	Fletcher	Arledge	Lee
Feb. 28, 2017	at Louisiana Tech	Koch	Spanberger	Williams	Shaddy	Biggers	Bonfield	Fletcher	Arledge	Cole
March 1, 2017	at Louisiana Tech	Koch	McFarland	Shaddy	Wilson	Biggers	Arledge	Fletcher	Cole	Bonfield
March 3, 2017	vs. No. 5 Arizona	Koch	McFarland	Shaddy	Wilson	Biggers	Arledge	Fletcher	Cole	Bonfield
March 4, 2017	vs. Nebraska	Koch	McFarland	Shaddy	Spanberger	Biggers	Bonfield	Fletcher	Arledge	Lee
March 5, 2017	vs. No. 14 Oklahoma State	Koch	McFarland	Williams	Shaddy	Biggers	Arledge	Fletcher	Cole	Bonfield
March 7, 2017	ULM	Gosser	Spanberger	Shaddy	Wilson	Biggers	Bonfield	Cole	Lee	Koch
March 8, 2017	ULM	Koch	McFarland	Williams	Spanberger	Biggers	Bonfield	Fletcher	Arledge	Shaddy
March 10, 2017	RHODE ISLAND-1	Koch	McFarland	Williams	Shaddy	Biggers	Bonfield	Fletcher	Arledge	Cole
March 10, 2017	RHODE ISLAND-2	Gosser	Spanberger	Shaddy	Wilson	Biggers	Bonfield	Fletcher	Arledge	Koch
March 12, 2017	RHODE ISLAND	Koch	Spanberger	Shaddy	Wilson	Biggers	Bonfield	Fletcher	Arledge	Lee
March 14, 2017	ALCORN STATE	Gosser	McFarland	Williams	Burch	Wilson	Bonfield	Arledge	Cole	Koch
March 15, 2017	ALCORN STATE	Koch	McFarland	Williams	Spanberger	Biggers	Bonfield	Fletcher	Arledge	Burch
March 17, 2017	MISSISSIPPI STATE	Koch	Spanberger	Williams	Shaddy	Biggers	Bonfield	Fletcher	Arledge	Burch
March 18, 2017	MISSISSIPPI STATE	Koch	Spanberger	Shaddy	Burch	Biggers	Bonfield	Fletcher	Arledge	Cole
March 19, 2017	MISSISSIPPI STATE	Koch	McFarland	Shaddy	Spanberger	Biggers	Bonfield	Fletcher	Arledge	Cole
March 22, 2017	NEW ORLEANS	Koch	Spanberger	Shaddy	Gates	Biggers	Bonfield	Arledge	Cole	McFarland
March 24, 2017	at No. 18 Missouri	Koch	Spanberger	Shaddy	Gates	Biggers	Bonfield	Fletcher	Arledge	Cole
March 25, 2017	at No. 18 Missouri	Koch	Spanberger	Shaddy	Kenley	Biggers	Bonfield	Fletcher	Arledge	Burch
March 26, 2017	at No. 18 Missouri	Koch	McFarland	Shaddy	Spanberger	Biggers	Bonfield	Fletcher	Cole	Arledge
March 31, 2017	at Alabama	Koch	Spanberger	Shaddy	Gates	Biggers	Bonfield	Fletcher	Arledge	Cole
April 1, 2017	at Alabama	Koch	McFarland	Shaddy	Spanberger	Biggers	Bonfield	Fletcher	Arledge	Williams
April 2, 2017	at Alabama	Koch	Spanberger	Shaddy	Gates	Biggers	Arledge	Fletcher	Cole	Bonfield
April 4, 2017	GRAND CANYON	Koch	Spanberger	Shaddy	Gates	Biggers	Bonfield	Arledge	Cole	Lee
April 5, 2017	GRAND CANYON	Gosser	McFarland	Shaddy	Gates	Kenley	Bonfield	Fletcher	Spanberger	Koch
April 7, 2017	NO. 13 LSU	Koch	Spanberger	Shaddy	Gates	Biggers	Bonfield	Fletcher	Arledge	Cole
April 8, 2017	NO. 13 LSU	Koch	Spanberger	Shaddy	Gates	Biggers	Bonfield	Fletcher	Arledge	Cole
April 9, 2017	NO. 13 LSU	Koch	Spanberger	Shaddy	Gates	Biggers	Arledge	Fletcher	Cole	Bonfield
April 11, 2017	at No. 28 Missouri State	Koch	McFarland	Shaddy	Gates	Biggers	Bonfield	Arledge	Spanberger	Williams
April 13, 2017	GEORGIA	Koch	Spanberger	Shaddy	Gates	Biggers	Bonfield	Fletcher	Arledge	McFarland
April 14, 2017	GEORGIA	Koch	Spanberger	Shaddy	Gates	Biggers	Bonfield	Fletcher	Arledge	Cole
April 15, 2017	GEORGIA	Koch	Spanberger	Shaddy	Gates	Biggers	Bonfield	Fletcher	Cole	Lee
April 18, 2017	MEMPHIS	Koch	Spanberger	Shaddy	Gates	Biggers	Arledge	Fletcher	Cole	Bonfield
April 19, 2017	MEMPHIS	Gosser	Spanberger	Shaddy	Gates	Biggers	Bonfield	Fletcher	Arledge	Cole
April 21, 2017	at No. 10 Auburn	Koch	Spanberger	Shaddy	Gates	Biggers	Bonfield	Fletcher	Arledge	Cole
April 22, 2017	at No. 10 Auburn	Koch	Spanberger	Shaddy	Gates	Biggers	Arledge	Fletcher	Cole	Bonfield
April 23, 2017	at No. 10 Auburn	Koch	Spanberger	Shaddy	Gates	Biggers	Arledge	Fletcher	Cole	Bonfield
April 25, 2017	vs. Kansas State	Koch	McFarland	Shaddy	Gates	Biggers	Cole	Arledge	Spanberger	Bonfield
April 27, 2017	OLE MISS	Koch	Spanberger	Shaddy	Gates	Biggers	Bonfield	Fletcher	Arledge	Cole
April 28, 2017	OLE MISS-1	Koch	Spanberger	Shaddy	Gates	Biggers	Bonfield	Arledge	Cole	McFarland
April 28, 2017	OLE MISS-2	Koch	Spanberger	Shaddy	Gates	Biggers	Bonfield	Arledge	Cole	Lee



## THE LAST TIME AN ARKANSAS PLAYER...

4 Hits in a game.....Chad Spanberger at No. 10 Auburn, April 23, 2017  
5 Hits in a game.....Andy Wilkins at No. 9 Oklahoma (Norman Regional), May 31, 2009  
6 Hits in a game.....Jeremy Jackson vs. Northeastern (Okla.), April 16, 1997

2 Hits in an inning..... Tyler Spoon and Brian Anderson, at No. 6 South Carolina, March 22, 2013

2 Doubles in a game..... Luke Bonfield at No. 10 Auburn, April 22, 2017  
3 Doubles in a game..... Carson Shaddy vs. Nebraska, March 4, 2017  
4 Doubles in a game..... Rodney Nye vs. La. Tech, March 31, 1998  
2 Triples in a game..... Bobby Wernes vs. North Dakota, Feb. 14, 2015

Led off a game with a HR..... Tim Carver vs. Oral Roberts, April 24, 2012  
2 Home runs in a game..... Michael Bernal vs. Auburn, March 26, 2016  
3 Home runs in a game..... Brett Eibner vs. Grambling State, June 4, 2010  
Grand Slam..... Grant Koch vs. Nebraska, March 4, 2017  
HR in consecutive AB..... Michael Bernal vs. Auburn, March 26, 2016  
HR in 4 straight games..... Aaron Murphree vs. OSU, So. Dakota St. & Siena, March 2-8, 2008  
HR in 5 straight games..... Aaron Murphree vs. OSU, So. Dakota St. & Siena, March 2-8, 2008  
HR in 6 straight games..... Aaron Murphree vs. OSU, So. Dakota St. & Siena, March 2-9, 2008  
Pinch-hit home run..... Chad Spanberger vs. Eastern Illinois, March 5, 2016  
Inside the park home run..... Eric Cole vs. Miami (Ohio), February 19, 2017  
Back-to-Back Home Runs ..Chad Spanberger and Luke Bonfield vs. Alcorn State, March 15, 2017

4 Runs in a game..... Luke Bonfield vs. Nebraska, March 4, 2017  
5 Runs in a game..... Andrew Benintendi vs Mississippi Valley State, April 8, 2015  
6 Runs in a game..... Jeremy Jackson vs. Northeastern (Okla.), April 16, 1997

4 RBI in a game..... Chad Spanberger and Dominic Fletcher vs. Memphis, April 18, 2017  
5 RBI in a game..... Chad Spanberger vs. No. 13 LSU, March 8, 2017  
6 RBI in a game..... Carson Shaddy vs. Grambling State, March 15, 2016  
7 RBI in a game..... Brett Eibner vs. Grambling State (Fayetteville Regional), June 4, 2010  
8 RBI in a game..... Rodney Nye vs. ORU, April 14, 1999  
9 RBI in a game..... Ryan Lundquist vs. Central Missouri St., March 4, 1997

2 Stolen bases in a game..... Carson Shaddy at #14 Ole Miss, April 8, 2016  
3 Stolen bases in a game..... Andrew Benintendi vs Stephen F. Austin, April 15, 2015  
4 Stolen bases in a game..... Logan Forsythe vs. Ole Miss, May 19, 2007  
Stole home..... Bobby Wernes vs. Ole Miss, March 28, 2015

2 Errors in a game..... Carson Shaddy vs. Georgia, April 14, 2017  
3 Errors in a game..... Bobby Wernes, at LSU, April 12, 2014  
4 Errors in a game..... Chris Shaddy vs. TCU, April 27, 1980

9-Inning no-hitter..... Scott Roehl vs. Kansas St., March 20, 2001  
9-Inning combined no-hitter..... Nick Schmidt (6.0), Brian McLelland (1.0) & Devin Collis (2.0)  
..... vs. Oklahoma State, February 12, 2006  
1-Hitter..... Brett Eibner (9.0) at No. 1 Georgia, April 19, 2009  
1-Hitter combined..... Kacey Murphy (7.0 IP, 1H), Josh Alberius (2.0 IP, 0 H), vs. Memphis, April 18, 2017  
2-Hitter..... Keaton McKinney at Alabama, May 2, 2015  
2-Hitter combined..... Loseke (4.0 IP, 1 H), Murphy (1.2 IP, 0 H), Alberius (1.2 IP, 0 H), Harris (0.2 IP, 0 H), Willey (0.2 IP, 1 H), Rodriguez (0.1 IP, 0 H) vs. Western Illinois, March 13, 2016)  
3-Hitter..... Ryne Stanek (9.0 IP), at No. 6 South Carolina, March 23, 2013  
3-Hitter combined..... Blaine Knight (8.0 IP) and Dominic Taccolini (1.0 IP), at Alabama, March 31, 2017  
Complete game..... Dominic Taccolini at #12 Kentucky, April 22, 2016  
Complete-game shutout..... Dominic Taccolini at #12 Kentucky, April 22, 2016  
10-inning or more start..... Dominic Taccolini at #12 Kentucky (10 innings), April 22, 2016  
Had 10 strikeouts..... Blaine Knight vs. Ole Miss, April 27, 2017  
Had 11 strikeouts..... Blaine Knight vs. Mississippi State, March 17, 2017  
Had 12 strikeouts..... Drew Smyly vs. No. 9 Oklahoma (Norman Regional), May 31, 2009  
Had 13 strikeouts..... Trevor Stephan vs. Rhode Island, March 10, 2017  
Had 14 strikeouts..... David Walling vs. South Carolina, May 16, 1999  
Had 15 strikeouts..... Nick Schmidt vs. Auburn, May 18, 2006  
Had 16 strikeouts..... David Walling vs. Eastern Illinois, Feb. 20, 1998  
Had 17 strikeouts..... Jess Todd vs. South Carolina (SEC Tournament), May 24, 2007

## THE LAST TIME AN ARKANSAS TEAM...

Scored 10 runs..... vs. Gonzaga, March 9, 2016  
Scored 11 runs..... vs. Georgia, April 15, 2017  
Scored 12 runs..... at No. 28 Missouri State, April 11, 2017  
Scored 13 runs..... at Louisiana Tech, March 1, 2017  
Scored 14 runs..... vs. Georgia, April 13, 2017  
Scored 15 runs..... vs. Nebraska, March 4, 2017  
Scored 16 runs..... vs. Memphis, April 18, 2017  
Scored 17 runs..... vs. Villanova, February 19, 2012  
Scored 18 runs..... vs. Missouri State, June 5, 2015  
Scored 19 runs..... vs. Grambling State (Fayetteville Regional), June 4, 2010  
Scored 20 runs..... vs. Mississippi Valley State, Feb. 24, 2016  
Scored 21 runs..... vs. Mississippi Valley State, Feb. 23, 2016  
Scored 22 runs..... vs. Louisiana Tech, Feb. 14, 2004  
Scored 23 runs..... Never  
Scored 24 runs..... Missouri Southern, Feb. 11, 1998  
Scored 25 runs..... Missouri Southern, Feb. 4, 2001  
Scored 26 runs..... vs. Iowa (in Arlington, Texas), Feb. 14, 1997  
Scored 27 runs..... Never  
Scored 28 runs..... vs. Wisconsin-Milwaukee (2), Feb. 18, 2007  
Scored 29 runs..... Morningside, April 6, 1968  
Scored 30 runs..... at South Carolina, March 30, 1997  
Scored 31-32 runs..... 32 vs. Saint Louis, April 7, 2010  
Scored 33 + runs..... 33 vs. Southwest Baptist, March 21, 1984

Had 14 hits..... vs. Georgia, April 15, 2017  
Had 15 hits..... vs. Memphis, April 18, 2017  
Had 16 hits..... vs. ULM, March 7, 2017  
Had 17 hits..... at Alabama, March 31, 2017  
Had 18 hits..... at No. 28 Missouri State, April 11, 2017  
Had 19 hits..... vs. Mississippi Valley State, Feb. 23, 2016  
Had 20 hits..... at Mississippi State, April 11, 2010  
Had 21 hits..... Kentucky, April 28, 2001  
Had 22 hits..... vs. Wisconsin-Milwaukee (2), Feb. 18, 2007  
Had 23 hits..... Centenary, March 31, 1999  
Had 24 hits..... Georgia, March 17, 2001  
Had 25 hits..... at Centenary, March 23, 2005  
Had 26-29 hits..... 28 at South Carolina, March 30, 1997  
Had 30 hits..... vs. Saint Louis, April 7, 2010  
Had 31+ hits..... 32 vs. Southwest Baptist, March 21, 1984

Hit four or more home runs in a game...5 - C. Spanberger, Luke Bonfield, C. Shaddy, J. Biggers  
A. Gosser vs. Georgia, April 13, 2017

4 Errors in a game..... at No. 13 LSU, May 7, 2016  
5 Errors in a game..... vs. #2 Florida, April 14, 2016  
6 Errors in a game..... vs. Eastern Illinois, March 5, 2016  
7 Errors in a game..... vs. La. Tech, March 20, 2001

Was Shutout..... vs. LSU, April 9, 2017  
Was Shutout Back-to-Back..... vs. LSU, April 23-24, 2005 (7-0, 6-0)  
Held to 1 hit..... vs. Missouri State, May 17, 2016  
Held to 2 hits..... vs. Ole Miss, April 27, 2017  
Held to 3 hits..... vs Florida, May 21, 2015 (0-10)

Swept an SEC Home Series (three games)..... vs. Georgia, April 13-15, 2017  
Swept an SEC Road Series (three games)..... at Alabama, April 30-May 2, 2015

Was Swept in SEC Home Series..... vs. Alabama, May 13-15, 2016  
Was Swept in SEC Road Series..... at No. 13 LSU, May 6-8, 2016

Swept a Non-conference Home Series..... vs. Memphis, April 18-19, 2017  
Swept a Non-conference Road Series..... at McNeese State, March 23-24, 2010  
Was Swept in a Non-conference Home Series..... Gonzaga, March 10-11, 2015  
Was Swept in a Non-conference Road Series..... at Nebraska, April 16, 2013  
Won a Non-conference Home Series..... vs. Alcorn State, March 14-15  
Lost a Non-conference Home Series..... vs. South Alabama, February 28-March 1, 2014  
Lost a Non-conference Road Series..... at Nebraska, April 16, 2013

Back-to-Back Shutouts..... UK (1-0) April 22 and UK (2-0) April 22-23, 2016  
Most Consecutive Shutouts..... 4 vs. Wisconsin (March 15-16, 1980)  
Shut out an opponent at home..... vs. Memphis (2-0), April 18, 2017  
Shut out an opponent on the road..... at #12 Kentucky (2-0), April 23, 2016  
Shut out an SEC opponent at home..... vs. South Carolina (7-0), April 5, 2014  
Shut out an SEC opponent on the road..... at #12 Kentucky (2-0), April 23, 2016

# Game-By-Game Hitting

2017 RECORD: 34-12 • HOME: 25-5 • AWAY: 7-5 • NEUTRAL: 2-2 • SEC: 12-6

Date	Opponent	AB	R	H	RBI	2B	3B	HR	BB	IBB	SB	CS	HBP	SAC	SF	GDP	K	PO	A	LOB	Avg
Feb 17, 2017	MIAMI (OHIO)	32	7	8	7	0	0	1	5	0	1	0	3	0	0	0	8	27	9	9	.250
Feb 18, 2017	MIAMI (OHIO)	34	5	10	5	1	0	0	3	0	0	1	0	1	0	0	3	27	6	9	.273
Feb 19, 2017	MIAMI (OHIO)	38	11	13	11	3	0	3	6	0	0	0	0	0	0	0	6	27	7	9	.298
Feb 24, 2017	BRYANT	32	11	7	10	1	1	1	6	0	1	0	4	0	1	0	9	27	7	8	.279
Feb 25, 2017	BRYANT	34	13	10	10	4	0	2	9	0	2	0	2	0	0	3	6	27	8	8	.282
Feb 26, 2017	BRYANT	40	16	14	11	0	0	1	6	0	0	0	2	0	1	0	3	27	14	9	.295
Feb 28, 2017	at Louisiana Tech	31	3	5	3	2	0	1	3	0	0	0	1	1	0	1	7	24	6	6	.278
Mar 1, 2017	at Louisiana Tech	41	13	15	12	4	0	5	0	0	0	1	0	0	0	0	9	27	5	0	.291
Mar 03, 2017	vs Arizona	32	0	3	0	0	0	0	2	0	0	0	0	0	0	1	9	24	10	7	.271
Mar 04, 2017	vs Nebraska	38	15	15	15	3	1	1	7	0	0	0	4	0	0	1	6	27	5	10	.284
Mar 05, 2017	vs Oklahoma State	30	3	5	3	2	0	0	5	0	0	1	0	0	1	1	8	27	11	6	.275
Mar 07, 2017	ULM	36	12	16	10	3	0	2	3	0	0	1	1	1	1	1	5	27	8	6	.289
Mar 08, 2017	ULM	38	11	14	10	2	0	1	3	0	2	1	1	0	0	0	8	27	11	7	.296
Mar 10, 2017	RHODE ISLAND	27	5	5	4	0	0	2	9	0	1	0	0	2	0	0	12	27	14	10	.290
Mar 10, 2017	RHODE ISLAND	32	3	8	3	1	0	1	4	0	1	0	1	1	1	0	6	27	6	10	.287
Mar 12, 2017	RHODE ISLAND	30	0	3	0	0	0	0	4	0	0	0	1	0	0	0	4	27	16	8	.277
Mar 14, 2017	ALCORN STATE	31	3	9	3	1	0	0	4	0	3	0	0	0	2	1	6	27	20	9	.278
Mar 15, 2017	ALCORN STATE	35	11	14	11	3	0	4	7	0	0	1	0	0	1	0	4	27	9	8	.285
Mar 17, 2017	MISSISSIPPI STATE	28	3	4	3	0	0	2	1	0	0	0	1	0	0	0	13	27	7	3	.279
Mar 18, 2017	MISSISSIPPI STATE	28	5	7	5	2	0	2	5	0	0	1	0	1	0	1	4	27	9	5	.277
Mar 19, 2017	MISSISSIPPI STATE	30	6	11	5	0	0	1	3	0	0	0	2	2	1	1	3	27	13	8	.281
Mar 22, 2017	NEW ORLEANS	31	5	8	4	2	0	2	5	0	0	1	1	0	0	0	6	27	11	8	.280
Mar 24, 2017	at Missouri	39	9	14	7	1	1	0	3	0	3	0	1	1	0	0	12	27	6	8	.284
Mar 25, 2017	at Missouri	33	2	8	2	1	0	1	3	0	0	1	1	0	0	0	7	24	4	8	.282
Mar 26, 2017	at Missouri	41	9	12	8	1	0	3	0	0	0	0	0	0	0	0	9	27	10	6	.283
Mar 31, 2017	at Alabama	41	7	17	6	1	0	1	3	0	0	0	2	1	0	2	7	27	7	14	.289
Apr 1, 2017	at Alabama	33	1	6	1	0	0	0	1	0	0	0	1	0	0	0	6	24	5	7	.285
Apr 2, 2017	at Alabama	37	8	13	7	2	0	0	4	1	0	1	0	2	1	1	6	27	13	9	.288
Apr 04, 2017	GRAND CANYON	34	11	13	11	1	1	2	8	0	0	0	3	0	2	2	6	27	15	12	.291
Apr 05, 2017	GRAND CANYON	34	6	9	6	2	0	1	1	0	0	0	1	0	1	0	8	27	3	7	.290
Apr 07, 2017	LSU	38	9	12	9	2	0	3	8	0	0	0	0	0	0	0	12	27	7	13	.291
Apr 08, 2017	LSU	36	8	12	8	1	0	2	10	1	1	1	0	0	1	1	6	27	12	13	.293
Apr 09, 2017	LSU	28	0	4	0	0	0	0	2	0	1	0	2	0	0	2	4	27	11	5	.289
Apr 11, 2017	at Missouri State	44	12	18	11	2	2	0	5	0	0	0	1	2	0	1	12	27	6	13	.293
Apr 13, 2017	GEORGIA	35	14	11	11	1	0	5	4	0	0	0	3	1	0	0	11	27	6	5	.294
Apr 14, 2017	GEORGIA	40	5	13	4	5	0	1	3	1	0	0	0	0	0	1	9	30	15	11	.295
Apr 15, 2017	GEORGIA	39	11	14	10	2	0	1	6	0	0	0	0	1	0	0	9	27	14	11	.297
Apr 18, 2017	MEMPHIS	36	16	15	15	3	2	0	8	0	2	0	2	0	1	0	7	27	8	9	.300
Apr 19, 2017	MEMPHIS	30	2	6	2	0	0	1	1	0	0	1	1	0	0	0	7	27	9	6	.298
Apr 21, 2017	at Auburn	38	2	9	2	1	0	0	0	0	0	0	1	0	0	0	10	24	7	10	.296
Apr 22, 2017	at Auburn	36	7	9	6	3	0	1	6	0	0	0	0	0	2	0	5	27	6	10	.295
Apr 23, 2017	at Auburn	36	6	12	5	1	0	0	0	0	0	0	1	0	1	2	4	24	9	5	.296
Apr 25, 2017	vs Kansas State	36	6	8	5	1	0	0	6	2	3	0	1	0	1	1	7	30	10	10	.294
April 27, 2017	OLE MISS	29	1	2	1	1	0	1	2	0	0	0	0	0	0	0	7	27	8	3	.290
Apr 28, 2017	OLE MISS	31	1	5	1	0	0	1	2	0	0	0	1	0	0	0	4	27	9	6	.287
Apr 28, 2017	OLE MISS	31	7	8	7	1	0	2	3	0	0	0	1	2	0	0	6	27	15	6	.287
<b>Totals</b>		<b>1583</b>	<b>321</b>	<b>454</b>	<b>290</b>	<b>67</b>	<b>8</b>	<b>58</b>	<b>192</b>	<b>5</b>	<b>21</b>	<b>12</b>	<b>47</b>	<b>19</b>	<b>19</b>	<b>24</b>	<b>326</b>	<b>1230</b>	<b>427</b>	<b>374</b>	<b>.287</b>

# Game-By-Game Pitching

2017 RECORD: 34-12 • HOME: 25-5 • AWAY: 7-5 • NEUTRAL: 2-2 • SEC: 12-6

Date	Opponent	IP	H	R	ER	BB	SO	2B	3B	HR	WP	BK	HBP	DP	IBB	Score	W	L	SV	ERA
Feb 17, 2017	MIAMI (OHIO)	9.0	6	0	0	0	12	0	0	0	0	0	0	0	0	7-0	1	0	0	0.00
Feb 18, 2017	MIAMI (OHIO)	9.0	4	1	1	1	11	0	0	1	0	0	0	0	0	5-1	2	0	0	0.50
Feb 19, 2017	MIAMI (OHIO)	9.0	4	1	1	5	13	1	0	0	0	0	0	1	0	11-1	3	0	0	0.67
Feb 24, 2017	BRYANT	9.0	10	8	6	6	11	2	0	2	1	0	2	1	0	11-8	4	0	1	2.00
Feb 25, 2017	BRYANT	9.0	10	7	7	5	12	3	0	0	3	0	1	0	0	13-7	5	0	1	3.00
Feb 26, 2017	BRYANT	9.0	10	6	6	5	7	0	0	2	0	0	1	0	0	16-6	6	0	1	3.50
Feb 28, 2017	at Louisiana Tech	8.0	6	4	1	2	9	4	0	0	0	0	1	0	0	3-4	6	1	1	3.19
Mar 01, 2017	at Louisiana Tech	9.0	11	10	10	3	9	3	1	2	2	0	4	0	0	13-10	7	1	1	4.06
Mar 03, 2017	vs Arizona	8.0	7	3	2	1	10	2	0	0	0	0	0	0	0	0-3	7	2	1	3.87
Mar 04, 2017	vs Nebraska	9.0	5	5	4	9	13	1	0	0	2	0	1	1	0	15-5	8	2	1	3.89
Mar 05, 2017	vs Oklahoma State	9.0	10	8	6	6	6	1	1	0	2	0	0	0	0	3-8	8	3	1	4.08
Mar 07, 2017	ULM	9.0	10	3	3	2	13	0	0	1	1	0	2	1	0	12-3	9	3	1	3.99
Mar 08, 2017	ULM	9.0	3	2	2	3	14	1	0	0	0	0	1	0	0	11-2	10	3	1	3.83
Mar 10, 2017	RHODE ISLAND	9.0	9	2	2	0	7	2	0	0	0	0	0	1	0	5-2	11	3	1	3.70
Mar 10, 2017	RHODE ISLAND	9.0	3	2	0	0	15	0	0	0	0	0	0	0	0	3-2	12	3	1	3.45
Mar 12, 2017	RHODE ISLAND	9.0	8	3	3	3	8	1	0	1	0	0	0	1	0	0-3	12	4	1	3.42
Mar 14, 2017	ALCORN STATE	9.0	11	2	2	1	7	1	1	0	1	0	1	1	0	3-2	13	4	1	3.34
Mar 15, 2017	ALCORN STATE	9.0	9	3	3	3	13	1	0	1	0	0	0	1	0	11-3	14	4	1	3.32
Mar 17, 2017	MISSISSIPPI STATE	9.0	4	1	1	0	14	1	0	1	0	1	1	0	0	3-1	15	4	2	3.20
Mar 18, 2017	MISSISSIPPI STATE	9.0	7	4	2	2	13	0	0	0	0	0	1	0	0	5-4	16	4	3	3.13
Mar 19, 2017	MISSISSIPPI STATE	9.0	6	1	1	2	8	0	0	1	0	0	0	1	0	6-1	17	4	4	3.03
Mar 22, 2017	NEW ORLEANS	9.0	5	2	2	7	10	1	0	0	1	0	0	2	0	5-2	18	4	5	2.98
Mar 24, 2017	at Missouri	9.0	7	2	2	2	11	1	0	1	1	0	0	0	0	9-2	19	4	6	2.94
Mar 25, 2017	at Missouri	8.0	11	7	7	2	14	2	0	3	1	0	0	0	0	2-7	19	5	6	3.13
Mar 26, 2017	at Missouri	9.0	11	8	8	9	8	2	0	0	2	0	0	2	0	9-8	20	5	6	3.32
Mar 31, 2017	at Alabama	9.0	3	1	1	0	7	2	0	0	1	0	1	0	0	7-1	21	5	6	3.23
Apr 1, 2017	at Alabama	8.0	10	7	7	2	10	2	0	0	1	0	2	1	0	1-7	21	6	6	3.39
Apr 2, 2017	at Alabama	9.0	9	5	5	4	6	1	0	1	1	0	1	0	0	8-5	22	6	6	3.45
Apr 04, 2017	GRAND CANYON	9.0	5	2	2	2	8	1	0	0	1	0	1	1	0	11-2	23	6	6	3.40
Apr 05, 2017	GRAND CANYON	9.0	11	1	1	2	18	0	0	1	0	0	0	1	0	6-1	24	6	6	3.32
Apr 07, 2017	LSU	9.0	9	3	3	5	8	0	0	0	2	0	0	1	0	9-3	25	6	6	3.31
Apr 08, 2017	LSU	9.0	9	10	7	2	9	2	0	2	3	0	4	2	0	8-10	25	7	6	3.42
Apr 09, 2017	LSU	9.0	6	2	2	2	7	1	0	0	0	0	1	2	0	0-2	25	8	6	3.38
Apr 11, 2017	at Missouri State	9.0	9	4	4	3	11	3	0	1	2	0	2	1	0	12-4	26	8	6	3.40
Apr 13, 2017	GEORGIA	9.0	7	4	4	6	9	1	0	2	2	0	0	1	0	14-4	27	8	6	3.41
Apr 14, 2017	GEORGIA	10.0	10	4	3	3	10	1	0	1	0	0	2	2	0	5-4	28	8	6	3.39
Apr 15, 2017	GEORGIA	9.0	11	3	2	4	6	3	0	1	1	0	1	3	0	11-3	29	8	6	3.35
Apr 18, 2017	MEMPHIS	9.0	8	7	7	4	7	2	0	2	0	0	1	0	0	16-7	30	8	6	3.45
Apr 19, 2017	MEMPHIS	9.0	1	0	0	1	8	0	0	0	0	0	0	0	0	2-0	31	8	7	3.36
Apr 21, 2017	at Auburn	8.0	15	15	15	8	6	6	0	3	2	0	0	1	0	2-15	31	9	7	3.67
Apr 22, 2017	at Auburn	9.0	7	3	3	5	14	1	0	0	0	1	3	1	0	7-3	32	9	8	3.65
Apr 23, 2017	at Auburn	8.0	16	11	11	3	5	8	0	2	1	0	2	0	0	6-11	32	10	8	3.84
Apr 25, 2017	vs Kansas State	10.0	9	5	5	7	10	0	0	2	0	0	2	0	1	6-5	33	10	8	3.85
Apr 27, 2017	OLE MISS	9.0	11	9	9	3	11	1	0	4	1	1	0	0	0	1-9	33	11	8	3.97
Apr 28, 2017	OLE MISS	9.0	9	4	3	3	7	2	0	0	1	0	2	1	0	1-4	33	12	8	3.95
Apr 28, 2017	OLE MISS	9.0	9	4	4	5	7	4	0	2	1	0	1	1	0	7-4	34	12	9	3.95
<b>Totals</b>		<b>410.0</b>	<b>371</b>	<b>199</b>	<b>180</b>	<b>153</b>	<b>452</b>	<b>71</b>	<b>3</b>	<b>40</b>	<b>37</b>	<b>3</b>	<b>42</b>	<b>32</b>	<b>1</b>	<b>321-199</b>	<b>34</b>	<b>12</b>	<b>9</b>	<b>3.95</b>

## TEAM GAME HIGHS

### Batting

At bats:	44	at Missouri State (Apr 11, 2017)
Runs scored:	16	vs Bryant (Feb 26, 2017)
	16	vs Memphis (Apr 18, 2017)
Hits:	18	at Missouri State (Apr 11, 2017)
RBIs:	15	vs Nebraska (Mar 04, 2017 at Frisco, Texas)
	15	vs Memphis (Apr 18, 2017)
Doubles:	5	vs Georgia (Apr 14, 2017)
Triples:	2	at Missouri State (Apr 11, 2017)
	2	vs Memphis (Apr 18, 2017)
Home runs:	5	at Louisiana Tech (Mar 01, 2017)
	5	vs Georgia (Apr 13, 2017)
Total bases:	34	at Louisiana Tech (Mar 01, 2017)
Walks:	10	vs LSU (Apr 08, 2017)
Strikeouts:	13	vs Mississippi State (Mar 17, 2017)
Sac hits:	2	(5 games)
Sac flies:	2	vs Alcorn State (Mar 14, 2017)
	2	vs Grand Canyon (Apr 04, 2017)
	2	at Auburn (Apr 22, 2017)
Stolen bases:	3	vs Alcorn State (Mar 14, 2017)
	3	at Missouri (Mar 24, 2017)
	3	vs Kansas State (Apr 25, 2017 at Kansas City, Mo.)
Hit by pitch:	4	vs Bryant (Feb 24, 2017)
	4	vs Nebraska (Mar 04, 2017 at Frisco, Texas)
Caught stealing:	1	(12 games)
Runners LOB:	14	at Alabama (Mar 31, 2017)
Hit into DP:	3	vs Bryant (Feb 25, 2017)
	3	vs LSU (Apr 09, 2017)

### Fielding

Putouts:	30	vs Georgia (Apr 14, 2017)
	30	vs Kansas State (Apr 25, 2017 at Kansas City, Mo.)
Assists:	20	vs Alcorn State (Mar 14, 2017)
Errors:	3	vs Rhode Island (Mar 10, 2017)
	3	vs Georgia (Apr 14, 2017)
Passed balls:	1	(4 games)
DPs turned:	3	vs Georgia (Apr 15, 2017)

### Pitching

Innings pitched:	10.0	vs Georgia (Apr 14, 2017)
	10.0	vs Kansas State (Apr 25, 2017 at Kansas City, Mo.)
Runs allowed:	15	at Auburn (Apr 21, 2017)
Earned runs:	15	at Auburn (Apr 21, 2017)
Walks allowed:	9	vs Nebraska (Mar 04, 2017 at Frisco, Texas)
	9	at Missouri (Mar 26, 2017)
Strikeouts:	18	vs Grand Canyon (Apr 05, 2017)
Hits allowed:	16	at Auburn (Apr 23, 2017)
Doubles allowed:	8	at Auburn (Apr 23, 2017)
Triples allowed:	1	at Louisiana Tech (Mar 01, 2017)
	1	vs Oklahoma State (Mar 05, 2017 at Frisco, Texas)
	1	vs Alcorn State (Mar 14, 2017)
Homers allowed:	4	vs Ole Miss (Apr 27, 2017)
Wild pitches:	3	vs Bryant (Feb 25, 2017)
	3	vs LSU (Apr 08, 2017)
Hit batters:	4	at Louisiana Tech (Mar 01, 2017)
	4	vs LSU (Apr 08, 2017)

## INDIVIDUAL GAME HIGHS

### Batting

At bats:	6	(9 games)
Runs scored:	4	Luke Bonfield vs Nebraska (Mar 04, 2017 at Frisco, Texas)
Hits:	4	(5 games)
RBIs:	5	Jaxon Williams vs Bryant (Feb 26, 2017)
	5	Carson Shaddy vs Nebraska (Mar 04, 2017 at Frisco, Texas)
	5	Chad Spanberger vs LSU (Apr 08, 2017)
Doubles:	3	Carson Shaddy vs Nebraska (Mar 04, 2017 at Frisco, Texas)
Triples:	1	(8 games)
Home runs:	1	(58 games)
Total bases:	8	Grant Koch at Louisiana Tech (Mar 01, 2017)
Walks:	3	(4 games)
Strikeouts:	4	Jaxon Williams at Missouri State (Apr 11, 2017)
	4	Jordan McFarland vs Georgia (Apr 13, 2017)
	4	Chad Spanberger at Auburn (Apr 21, 2017)
Sac hits:	2	Eric Cole vs Mississippi State (Mar 19, 2017)
	2	Jax Biggers at Missouri State (Apr 11, 2017)
Sac flies:	2	Luke Bonfield vs Grand Canyon (Apr 04, 2017)
Stolen bases:	1	(21 games)
Hit by pitch:	2	Carson Shaddy vs Bryant (Feb 25, 2017)
	2	Jake Arledge vs Georgia (Apr 13, 2017)
Caught stealing:	1	(12 games)
Runners LOB:	7	Dominic Fletcher vs Miami (Ohio) (Feb 19, 2017)

### Fielding

Putouts:	18	Alex Gosser vs Grand Canyon (Apr 05, 2017)
Assists:	6	Jaxon Williams vs Alcorn State (Mar 14, 2017)
	6	Carson Shaddy at Missouri (Mar 26, 2017)
	6	Jax Biggers vs Ole Miss (Apr 27, 2017)
Errors:	2	Jaxon Williams vs Oklahoma State (Mar 05, 2017 at Frisco, Texas)
	2	Carson Shaddy vs Rhode Island (Mar 10, 2017)
	2	Carson Shaddy vs Georgia (Apr 14, 2017)
Passed balls:	1	(4 games)

### Pitching

Innings pitched:	8.1	Trevor Stephan vs Rhode Island (Mar 10, 2017)
Runs allowed:	8	Blaine Knight at Auburn (Apr 21, 2017)
Earned runs:	8	Blaine Knight at Auburn (Apr 21, 2017)
Walks allowed:	4	Trevor Stephan vs Bryant (Feb 25, 2017)
	4	Kacey Murphy vs New Orleans (Mar 22, 2017)
	4	Blaine Knight at Auburn (Apr 21, 2017)
Strikeouts:	13	Trevor Stephan vs Rhode Island (Mar 10, 2017)
Hits allowed:	8	Blaine Knight at Auburn (Apr 21, 2017)
Doubles allowed:	3	Angus Denton at Auburn (Apr 21, 2017)
	3	Blaine Knight at Auburn (Apr 21, 2017)
	3	Jake Reindl vs Ole Miss (Apr 28, 2017)
Triples allowed:	1	Cody Scroggins at Louisiana Tech (Mar 01, 2017)
	1	Cannon Chadwick vs Oklahoma State (Mar 05, 2017 at Frisco, Texas)
	1	Jake Reindl vs Alcorn State (Mar 14, 2017)
Homers allowed:	2	(6 games)
Wild pitches:	2	Cannon Chadwick at Missouri (Mar 26, 2017)
	2	Dominic Taccolini vs LSU (Apr 07, 2017)
	2	Barrett Loseke vs Georgia (Apr 13, 2017)
Hit batters:	3	Cannon Chadwick at Auburn (Apr 22, 2017)



## #10 JOSH ALBERIUS • R-SR • RHP • 5-11 • 180

### CAREER HIGHS

Category	High	Opponent (Last)	Date
Innings	5.1	at Louisiana Tech	2/28/17
Longest Start	5.1	at Louisiana Tech	2/28/17
Shortest Start	2.0	vs. #14 Oklahoma St.	3/5/17
Longest Relief	4.0	2x (Missouri)	4/1/16
Hits	7	Rhode Island	3/12/17
Runs	5	vs. #14 Oklahoma St.	3/5/17
Earned Runs	4	4x (Ole Miss)	4/27/17
Walks	2	6x (at #18 Missouri)	3/26/17
Strikeouts	7	at Louisiana Tech	2/28/17

### CAREER VS. 2017 OPPONENTS

Team	ERA	W-L	G-GS	IP	H	R	ER	BB-K
Oklahoma St.	0.00	0-0	1-0	3.0	2	0	0	1-2
ULM	0.00	1-0	1-0	2.0	0	0	0	0-4
Miss. St.	2.81	0-0	2-0	3.2	5	2	1	1-4
Missouri	0.00	0-0	2-0	4.2	3	1	0	1-3
Grambling St.	0.00	1-0	1-0	2.0	0	0	0	0-4
Alabama	4.50	0-0	2-0	2.0	2	1	1	2-2
LSU	0.00	0-1	2-0	2.1	3	1	0	0-0
Missouri St.	67.50	0-0	2-0	0.2	5	5	5	1-1
Georgia	0.00	0-0	1-0	2.0	0	0	0	0-1
Memphis	0.00	0-0	2-0	5.0	4	0	0	0-3
Auburn	2.81	1-0	2-0	3.2	2	1	1	2-5
Ole Miss	0.00	0-0	4-0	2.2	2	0	0	3-2
Vanderbilt	6.75	0-1	1-0	1.1	2	1	1	0-2
Texas A&M	0.00	0-0	2-0	1.2	2	1	0	0-0

### ALBERIUS' CAREER APPEARANCES

#### Josh Alberius 2017 Game-By-Game (R-Senior)

(16 Appearances, 9 Starts)							
Date	Opponent	IP	H	R-ER	BB	K	Result
2/19/17	Miami (Ohio)	3.2	2	0-0	1	5	W, 11-1
2/24/17	Bryant	1.0	0	0-0	0	1	W, 11-8
2/26/17	Bryant	1.0	0	0-0	0	1	W, 16-6
2/28/17	at Louisiana Tech*	5.1	2	3-1	2	7	L, 4-3
3/5/17	vs. #14 Oklahoma St.*	2.0	5	5-4	2	2	L, 8-3
3/12/17	Rhode Island*	5.0	7	3-3	0	3	L, 3-0
3/19/17	Mississippi St.*	4.2	5	0-0	1	3	W, 6-1
3/26/17	at #18 Missouri*	3.0	4	1-1	2	1	W, 9-8
4/2/17	at Alabama*	3.0	5	3-3	0	2	W, 8-5
4/5/17	Grand Canyon	1.0	1	0-0	0	2	W, 6-1
4/9/17	#13 LSU*	3.1	4	1-1	2	2	L, 2-0
4/15/17	Georgia*	3.0	5	3-2	1	3	W, 11-3
4/19/17	Memphis	2.0	0	0-0	0	1	W, 2-0
4/23/17	at #10 Auburn*	1.2	5	4-4	0	1	L, 11-6
4/25/17	vs. Kansas State	1.0	2	1-1	1	2	W, 6-5
4/27/17	Ole Miss	1.2	4	4-4	1	1	L, 9-1
<b>TOTALS</b>	<b>16 G, 9 GS</b>	<b>42.1</b>	<b>51</b>	<b>28-24</b>	<b>13</b>	<b>37</b>	<b>2-4 (2 SV)</b>

#### Josh Alberius 2016 Game-By-Game (R-Junior)

(25 Appearances, 0 Starts)							
Date	Opponent	IP	H	R-ER	BB	K	Result
2/24/16	Miss. Valley State	2.0	2	0-0	0	3	ND
2/27/16	vs. #9 Houston	0.2	0	0-0	1	1	ND
3/4/16	Eastern Illinois	1.1	2	0-0	0	2	ND
3/9/16	Gonzaga	0.2	4	2-2	0	1	ND
3/13/16	Western Illinois	1.2	0	0-0	1	3	ND
3/16/16	Grambling St.	2.0	0	0-0	0	4	W, 1-0
3/18/16	at #12 South Carolina	0.1	0	0-0	0	1	ND
3/25/16	Auburn	2.2	0	0-0	1	5	W, 2-0
3/29/16	at #16 Oklahoma St.	3.0	2	0-0	1	2	ND
4/1/16	Missouri	4.0	2	0-0	1	3	ND
4/3/16	Missouri	0.2	1	1-0	0	0	ND
4/6/16	at Memphis	1.0	1	0-0	0	0	ND

4/9/16	at #14 Ole Miss	1.0	0	0-0	1	2	ND
4/10/16	at #14 Ole Miss	0.0	1	0-0	0	0	ND
4/12/16	ULM	2.0	0	0-0	0	4	ND
4/14/16	#2 Florida	1.0	4	3-3	0	1	W, 3-0
4/19/16	#25 Creighton	0.2	2	2-2	1	0	ND
4/23/16	at #12 Kentucky-2	0.2	2	0-0	0	1	ND
4/30/16	#2 Texas A&M-1	1.0	0	0-0	0	0	ND
4/30/16	#2 Texas A&M-2	0.2	2	1-0	0	0	ND
5/3/16	at Missouri St.	0.0	4	4-4	0	0	L, 3-1
5/7/16	at #13 LSU	0.1	2	1-0	0	0	ND
5/14/16	Alabama	1.1	2	1-1	2	2	ND
5/17/16	Missouri St.	0.2	1	1-1	1	1	ND
5/20/16	at #4 Mississippi St.	3.0	4	2-1	1	4	ND
<b>TOTALS</b>	<b>25 G, 0 GS</b>	<b>32.1</b>	<b>38</b>	<b>18-14</b>	<b>11</b>	<b>40</b>	<b>3-1</b>

#### Josh Alberius 2015 Game-By-Game (R-Sophomore)

(22 Appearances, 0 Starts)							
Date	Opponent	IP	H	R-ER	BB	K	Result
2/14/15	North Dakota-2	0.2	0	0-0	1	1	ND
2/22/15	vs. #13 Maryland	1.0	1	1-1	0	1	ND
3/2/15	Eastern Illinois-2	3.0	0	0-0	0	2	W, 1-0
3/8/15	Loyola Marymount	1.0	0	0-0	0	1	ND
3/10/15	Gonzaga	2.2	4	1-1	0	3	L, 1-1
3/11/15	Gonzaga	0.1	2	0-0	1	0	ND
3/15/15	at #5 Vanderbilt	1.1	2	1-1	0	2	L, 1-2
3/17/15	SE Missouri St.	1.0	1	0-0	1	0	ND
3/20/15	#1 LSU	2.0	1	0-0	0	0	ND
3/24/15	vs. Memphis	4.0	3	0-0	0	3	ND
3/27/15	Ole Miss	1.0	1	0-0	0	0	ND
3/28/15	Ole Miss	0.2	0	0-0	2	0	ND
4/5/15	at Auburn	1.0	2	1-1	1	0	ND
4/7/15	Mississippi Valley St.	3.0	2	1-1	0	3	ND
4/14/15	Stephen F. Austin	1.0	0	0-0	1	0	ND
4/18/15	Mississippi St.	0.2	1	0-0	0	0	ND
5/12/15	at Creighton	1.1	2	1-1	0	1	ND
5/16/15	at Georgia	2.0	0	0-0	0	1	ND
5/20/15	vs. Florida	0.2	3	3-3	1	1	ND
5/22/15	vs. Florida	1.0	2	3-3	2	0	ND
5/29/15	vs. Oral Roberts	0.1	0	0-0	0	0	ND
5/31/15	vs. St. John's	1.1	4	2-1	0	1	ND
<b>TOTALS</b>	<b>22 G, 0 GS</b>	<b>31.0</b>	<b>31</b>	<b>14-13</b>	<b>10</b>	<b>20</b>	<b>1-2</b>

#### Josh Alberius 2014 Game-By-Game (R-Sophomore)

(1 Appearances, 0 Starts)							
Date	Opponent	IP	H	R-ER	BB	K	Result
3/21/14	Alabama	0.2	0	0-0	0	0	ND
<b>TOTALS</b>	<b>1 G, 0 GS</b>	<b>0.2</b>	<b>0</b>	<b>0-0</b>	<b>0</b>	<b>0</b>	<b>0-0</b>

## 2017 HIGHLIGHTS

- Made first appearance of the year against Miami (Ohio), going 3.2 innings and tying a career-high five strikeouts.
- His five strikeouts against Miami (Ohio) were the most since totaling five against Auburn on March 25 of 2016.
- Made first collegiate start at Louisiana Tech (2/28), throwing a career-high 5.1 innings and striking out a career-high seven batters.
- His seven strikeouts was a career-high and his most in a start this year.
- Earned his first win as a starter after a 4.2 inning outing against Mississippi State (March 19, 2017), scattering five hits, but not giving up a run to help the Hogs sweep the Bulldogs.
- Has started eight of his last 10 appearances and has given up 14 earned runs over 27.0 for a 4.45 ERA.
- Picked up his second save of the year after needing only 15 pitches to close out a 2-0 win over Memphis (April 19) in North Little Rock.

## #36 CANNON CHADWICK • SR • RHP • 6-0 • 195

### CAREER HIGHS

Category	High	Opponent (Last)	Date
Innings	4.1	at #10 Auburn	4/22/17
Longest Start	3.0	Gonzaga	3/11/15
Shortest Start	3.0	Gonzaga	3/11/15
Longest Relief	4.1	at #10 Auburn	4/22/17
Hits	5	LSU	3/20/15
Runs	6	LSU	3/20/15
Earned Runs	6	LSU	3/20/15
Walks	5	Gonzaga	3/11/15
Strikeouts	5	Mississippi State	3/18/17

### CAREER VS. 2017 OPPONENTS

Team	ERA	W-L	G-GS	IP	H	R	ER	BB-K
La. Tech	0.00	0-0	1-0	3.0	2	0	0	0-1
ULM	0.00	0-0	1-0	1.0	0	0	0	0-2
LSU	27.00	0-0	1-0	2.0	5	6	6	2-2

### CHADWICK'S CAREER APPEARANCES

#### Cannon Chadwick 2017 Game-By-Game (Senior) (19 Appearances, 0 Starts)

Date	Opponent	IP	H	R-ER	BB	K	Result
2/17/17	Miami (Ohio)	2.0	1	0-0	0	4	W, 7-0
2/24/17	Bryant	1.1	3	2-0	0	3	W, 11-8
2/25/17	Bryant	1.0	0	0-0	0	2	W, 13-7
2/28/17	at Louisiana Tech	2.2	3	0-0	0	2	L, 4-3
3/5/17	vs. #14 Oklahoma St.	2.1	3	2-2	1	1	L, 8-3
3/10/17	Rhode Island	0.2	1	0-0	0	2	W, 3-2
3/12/17	Rhode Island	1.0	0	0-0	0	2	L, 3-0
3/14/17	Alcorn State	1.1	0	0-0	0	1	W, 3-2
3/17/17	Mississippi St.	1.0	0	0-0	0	2	W, 3-1
3/18/17	Mississippi St.	2.2	0	0-0	0	5	W, 5-4
3/26/17	at #18 Missouri	2.0	2	3-3	3	3	W, 9-8
4/2/17	at Alabama	3.0	3	1-1	1	2	W, 8.5
4/8/17	#13 LSU	1.1	2	5-2	1	2	L, 10-8
4/14/17	Georgia	2.2	1	0-0	0	3	W, 5-4
4/22/17	at #10 Auburn	4.1	0	0-0	2	4	W, 7-3
4/23/17	at #10 Auburn	0.0	2	3-3	1	0	L, 11-6
4/25/17	vs. Kansas State	0.2	0	0-0	1	0	W, 6-5
4/28/17	Ole Miss-1	0.1	0	0-0	1	0	L, 4-1
4/28/17	Ole Miss-2	0.0	0	0-0	0	0	W, 7-4
<b>TOTALS</b>	<b>19 G, 0 GS</b>	<b>27.0</b>	<b>21</b>	<b>16-11</b>	<b>11</b>	<b>29</b>	<b>4-1 (2 SV)</b>

#### Cannon Chadwick 2016 Game-By-Game (Junior) (8 Appearances, 0 Starts)

Date	Opponent	IP	H	R-ER	BB	K	Result
2/20/16	Central Michigan	2.0	1	0-0	1	1	ND
2/24/16	Mississippi Valley St.	1.0	0	0-0	0	1	ND
2/28/16	vs. #23 Texas Tech	2.1	3	1-1	1	3	W, 1-0
3/2/16	Louisiana Tech	3.0	2	0-0	0	1	ND
3/5/16	Eastern Illinois	2.2	2	1-0	1	1	ND
3/9/16	Gonzaga	0.2	3	2-2	1	1	ND
4/12/16	ULM	1.0	0	0-0	0	2	ND
4/15/16	#2 Florida	2.2	2	0-0	0	0	ND
<b>TOTALS</b>	<b>8 G, 0 GS</b>	<b>15.1</b>	<b>13</b>	<b>4-3</b>	<b>4</b>	<b>10</b>	<b>1-0</b>

#### Cannon Chadwick 2015 Game-By-Game (Sophomore) (12 Appearances, 1 Start)

Date	Opponent	IP	H	R-ER	BB	K	Result
2/13/15	North Dakota	1.1	1	0-0	1	3	W, 1-0
2/20/15	vs. #22 UCF	2.0	2	1-1	1	1	ND
2/22/15	vs. #13 Maryland	0.1	0	0-0	0	1	ND
3/3/15	Eastern Illinois	1.0	0	0-0	1	0	ND
3/7/15	Loyola Marymount	0.1	0	1-1	1	0	ND
3/8/15	Loyola Marymount	0.2	0	0-0	0	1	ND
3/11/15	Gonzaga*	3.0	2	2-1	5	1	ND
3/18/15	SE Missouri St.	1.2	2	1-1	1	1	ND
3/20/15	#1 LSU	2.0	5	6-6	2	2	ND

4/8/15	Mississippi Valley St.	1.0	3	0-0	0	0	ND
4/11/15	Kentucky	1.1	1	0-0	3	0	ND
4/15/15	Stephen F. Austin	0.2	4	2-2	2	0	ND
<b>TOTALS</b>	<b>12 G, 1 GS</b>	<b>15.1</b>	<b>20</b>	<b>13-12</b>	<b>17</b>	<b>10</b>	<b>1-0</b>

### 2017 HIGHLIGHTS

- Came back for senior season after being shut down for injury in 2016 after just eight appearances.
- Made his first appearance of the year against Miami (Ohio) striking out a career-high four batters in just two innings.
- Earned the win and scored the winning run against Alcorn State (March 14, 2017) after drawing a walk in the bottom of the ninth and scoring from second two batters later.
- Recorded back-to-back saves in games one and two against Mississippi State (March 17-18, 2017), his first two of the year, which leads the team.
- Struck out two of the three batters faced in the ninth inning on Friday night to preserve a two-run lead and give the Razorbacks its first conference game.
- Earned the second save after coming in with the bases loaded in the seventh inning of game two and a two-run lead. Only one run scored, but he struck out the final five of seven batters he faced through the ninth inning.
- Held Georgia scoreless over the 6th and 7th innings in game two of the series, striking out three, his fifth outing with three or more strikeouts this year.

**#32 MATT CRONIN • FR • LHP • 6-2 • 190**

## CAREER HIGHS

Category	High	Opponent (Last)	Date
Innings	3.0	vs. Kansas State	4/25/17
Longest Start	--	--	--
Shortest Start	--	--	--
Longest Relief	3.0	vs. Kansas State	4/25/17
Hits	2	3x (vs. Kansas State)	4/25/17
Runs	1	2x (New Orleans)	3/22/17
Earned Runs	1	2x (New Orleans)	3/22/17
Walks	2	ULM	3/8/17
Strikeouts	5	vs. Kansas State	4/25/17

## CRONIN'S CAREER APPEARANCES

Matt Cronin 2017 Game-By-Game (Freshman)  
(9 Appearances, 0 Starts)

Date	Opponent	IP	H	R-ER	BB	K	Result
3/4/17	vs. Nebraska	1.0	0	0-0	0	2	W, 15-5
3/8/17	ULM	2.0	0	0-0	2	3	W, 11-2
3/15/17	Alcorn State	2.0	2	1-1	0	4	W, 11-3
3/22/17	New Orleans	0.0	0	1-1	1	0	W, 5-2
4/1/17	at Alabama	1.0	1	0-0	1	1	L, 7-1
4/5/17	Grand Canyon	1.0	0	0-0	0	2	W, 6-1
4/11/17	at Missouri State	1.2	1	0-0	1	2	W, 12-4
4/18/17	Memphis	1.1	2	0-0	0	2	W, 16-7
4/25/17	vs. Kansas State	3.0	2	0-0	1	5	W, 6-5
<b>TOTALS</b>	<b>9 G, 0 GS</b>	<b>13.0</b>	<b>8</b>	<b>2-2</b>	<b>6</b>	<b>21</b>	<b>2-0</b>

## 2017 HIGHLIGHTS

- Made his first collegiate appearance against Nebraska (March 4) at the Frisco Classic, throwing a scoreless inning with two strikeouts.
- Struck out a combined nine batters in his first three appearances, all out of the bullpen, giving up just a single earned run against Alcorn State (March 15).
- Threw a scoreless frame against Alabama (April 1), striking out one and walking one.
- Notched his first collegiate win after holding Missouri State scoreless through the second, third, and part of the fourth inning, striking out two and allowing just one hit.
- Earned his second win of the season after holding Memphis (April 18) for 1.1 innings after the Hogs came back from a 3-0 deficit.
- Had his best outing of his young career, going three scoreless innings against Kansas State, the longest of any Hog pitcher in the 6-5 win over the Wildcats.

**#29 ANGUS DENTON • FR • RHP • 5-11 • 160**

## CAREER HIGHS

Category	High	Opponent (Last)	Date
Innings	5.2	at #10 Auburn	4/21/17
Longest Start	--	--	--
Shortest Start	--	--	--
Longest Relief	5.2	at #10 Auburn	4/21/17
Hits	7	at #10 Auburn	4/21/17
Runs	5	at #10 Auburn	4/21/17
Earned Runs	5	at #10 Auburn	4/21/17
Walks	2	at #10 Auburn	4/21/17
Strikeouts	5	at #10 Auburn	4/21/17

## DENTON'S CAREER APPEARANCES

Angus Denton 2017 Game-By-Game (Freshman)  
(8 Appearances, 0 Starts)

Date	Opponent	IP	H	R-ER	BB	K	Result
2/25/17	Bryant	0.1	0	0-0	0	0	W, 13-7
3/4/17	vs. Nebraska	0.1	0	0-0	1	0	W, 15-5
3/7/17	ULM	1.0	2	0-0	0	2	W, 12-3
3/15/17	Alcorn State	1.0	0	0-0	0	1	W, 11-3
4/4/17	Grand Canyon	1.0	0	0-0	0	1	W, 11-2
4/18/17	Memphis	1.0	0	0-0	0	1	W, 16-7
4/21/17	at #10 Auburn	5.2	7	5-5	2	5	L, 15-2
4/25/17	vs. Kansas State	0.0	1	1-1	0	0	W, 6-5
<b>TOTALS</b>	<b>8 G, 0 GS</b>	<b>10.1</b>	<b>10</b>	<b>6-6</b>	<b>3</b>	<b>10</b>	<b>0-0</b>

**#45 KEVIN KOPPS • R-FR • RHP • 6-0 • 190**

## CAREER HIGHS

Category	High	Opponent (Last)	Date
Innings	5.2	Georgia	4/15/17
Longest Start	3.1	2x (Bryant)	2/26/17
Shortest Start	3.1	2x (Bryant)	2/26/17
Longest Relief	5.2	Georgia	4/15/17
Hits	5	3x (at #10 Auburn)	4/23/17
Runs	3	2x (#13 LSU)	4/8/17
Earned Runs	3	2x (#13 LSU)	4/8/17
Walks	3	2x (at #18 Missouri)	3/26/17
Strikeouts	5	Miami (Ohio)	2/19/17

## KOPPS' CAREER APPEARANCES

Kevin Kopps 2017 Game-By-Game (R-Freshman)  
(15 Appearances, 3 Starts)

Date	Opponent	IP	H	R-ER	BB	K	Result
2/19/17	Miami (Ohio)*	3.1	2	1-1	2	5	W, 11-1
2/26/17	Bryant*	3.1	4	2-2	2	2	W, 16-6
3/3/17	vs. #5 Arizona	0.2	0	0-0	0	0	L, 3-0
3/5/17	vs. #30 Oklahoma St.	2.1	1	0-0	1	1	L, 8-3
3/12/17	Rhode Island	3.0	1	0-0	3	3	L, 3-0
3/17/17	Mississippi St.	0.2	1	0-0	0	1	W, 3-1
3/22/17	New Orleans	1.0	0	0-0	0	1	W, 5-2
3/26/17	at #18 Missouri	3.2	2	2-2	3	4	W, 9-8
4/1/17	at Alabama	3.0	5	3-3	0	4	L, 7-1
4/8/17	#13 LSU	0.2	2	3-3	1	0	L, 10-8
4/11/17	at Missouri State	1.0	2	1-1	0	1	W, 12-4
4/15/17	Georgia	5.2	5	0-0	2	3	W, 11-3
4/23/17	at #10 Auburn	1.0	3	1-1	2	0	L, 11-6
4/25/17	vs. Kansas State*	2.0	1	1-1	0	1	W, 6-5
4/27/17	Ole Miss	2.2	2	0-0	1	2	L, 4-1
<b>TOTALS</b>	<b>15 G, 3 GS</b>	<b>34.0</b>	<b>31</b>	<b>14-14</b>	<b>17</b>	<b>28</b>	<b>2-0</b>

## 2017 HIGHLIGHTS

- Was the Sunday starter for the first two weekends of the season, garnering a win in first collegiate start against Miami (Ohio) (Feb. 19).
- Moved to the bullpen prior to the Frisco Classic and made appearances against No. 5 Arizona (March 3) and No. 30 Oklahoma State (March 5), allowing just one hit over 3.0 innings.
- Had a seven-inning scoreless streak from his first appearance out of the bullpen (No. 5 Arizona, March 3) to his one-inning save against New Orleans (March 22).
- Corralled his first save of the season after pitching a perfect ninth inning against New Orleans (March 22) with one strikeout.
- Pitched a career-long 5.2 innings against Georgia (April 15), scattering five hits in his sixth scoreless outing this season. It's the longest scoreless outing by a Razorback reliever this year.

**#35 JACOB KOSTYSHOCK • FR • RHP • 6-4 • 175**

## CAREER HIGHS

Category	High	Opponent (Last)	Date
Innings	2.0	ULM	3/8/17
Longest Start	--	--	--
Shortest Start	--	--	--
Longest Relief	2.0	ULM	3/8/17
Hits	3	Grand Canyon	4/4/17
Runs	3	vs. Nebraska	3/4/17
Earned Runs	3	vs. Nebraska	3/4/17
Walks	3	vs. Nebraska	3/4/17
Strikeouts	2	2x (ULM)	3/8/17

## KOSTYSHOCK'S CAREER APPEARANCES

Jacob Kostyshock 2017 Game-By-Game (Freshman)  
(6 Appearances, 0 Starts)

Date	Opponent	IP	H	R-ER	BB	K	Result
3/4/17	vs. Nebraska	0.2	2	3-3	3	2	W, 15-5
3/8/17	ULM	2.0	0	0-0	0	2	W, 11-2
3/15/17	Alcorn State	1.0	0	0-0	0	0	W, 11-3
4/4/17	Grand Canyon	0.2	3	1-1	0	1	W, 11-2
4/13/17	Georgia	0.0	0	0-0	2	0	W, 14-4
4/25/17	vs. Kansas State	1.0	1	0-0	1	1	W, 6-5
<b>TOTALS</b>	<b>6 G, 0 GS</b>	<b>5.2</b>	<b>6</b>	<b>4-4</b>	<b>6</b>	<b>6</b>	<b>0-0</b>



#27 EVAN LEE • FR • LHP • 6-2 • 190

## CAREER HIGHS

Category	High	Opponent (Last)	Date
Innings	2.1	vs. #30 Oklahoma St.	3/5/17
Longest Start	1.0	at Louisiana Tech	3/1/17
Shortest Start	1.0	at Louisiana Tech	3/1/17
Longest Relief	2.1	vs. #30 Oklahoma St.	3/5/17
Hits	3	2x (at #10 Auburn)	4/23/17
Runs	3	at Louisiana Tech	3/1/17
Earned Runs	3	at Louisiana Tech	3/1/17
Walks	1	5x (at #10 Auburn)	4/22/17
Strikeouts	2	6x (at #10 Auburn)	4/23/17

## LEE'S CAREER APPEARANCES

Evan Lee 2017 Game-By-Game (Freshman)  
(11 Appearances, 1 Start)

Date	Opponent	IP	H	R-ER	BB	K	Result
2/26/17	Bryant	1.0	0	0-0	0	1	W, 16-6
3/1/17	at Louisiana Tech*	1.0	2	3-3	0	0	W, 13-10
3/5/17	vs. #30 Oklahoma St.	2.1	1	1-0	1	2	L, 8-3
3/15/17	Alcorn State	1.0	0	0-0	1	2	W, 11-3
3/17/17	Mississippi St.	0.1	0	0-0	0	0	W, 3-1
4/5/17	Grand Canyon	2.0	3	1-1	1	2	W, 6-1
4/11/17	at Missouri State	1.0	2	0-0	0	2	W, 12-4
4/18/17	Memphis	2.0	0	0-0	1	2	W, 16-7
4/22/17	at #10 Auburn	0.1	0	0-0	1	1	W, 7-3
4/23/17	at #10 Auburn	1.2	3	2-2	0	2	L, 11-6
4/28/17	Ole Miss	1.0	0	0-0	0	0	W, 7-4
<b>TOTALS</b>	<b>11 G, 1 GS</b>	<b>13.1</b>	<b>11</b>	<b>7-6</b>	<b>4</b>	<b>12</b>	<b>0-0 (1 SV)</b>

## 2017 HIGHLIGHTS

- Made his first collegiate start in game two against Louisiana Tech (March 1), giving up three earned runs in one inning.
- Picked up a key strikeout with the bases loaded in the sixth inning to help lock up a series evening win over No. 10 Auburn (April 22).
- Earned his first save after pitching a flawless ninth inning in a 7-4 win over Ole Miss (April 28), needing just six pitches to prevent a series sweep.

#46 BARRETT LOSEKE • SO • RHP • 6-0 • 170

## CAREER HIGHS

Category	High	Opponent (Last)	Date
Innings	4.2	Rhode Island	3/10/17
Longest Start	4.0	2x (at S. Carolina)	3/19/16
Shortest Start	1.0	at Ole Miss	4/10/16
Longest Relief	4.2	Rhode Island	3/10/17
Hits	4	2x (Bryant)	2/26/17
Runs	3	4x (Memphis)	4/18/17
Earned Runs	3	4x (Memphis)	4/18/17
Walks	3	4x (Memphis)	4/18/17
Strikeouts	7	at Louisiana Tech	3/1/17

## CAREER VS. 2017 OPPONENTS

Team	ERA	W-L	G-GS	IP	H	R	ER	BB-K
Oklahoma St.	0.00	0-0	1-0	1.0	0	0	0	1-0
ULM	0.00	0-0	1-0	1.0	1	0	0	0-1
Mississippi St.	0.00	0-0	1-0	1.0	1	0	0	0-2
Missouri	8.71	0-1	1-1	3.1	2	3	3	1-4
LSU	0.00	0-0	2-0	1.2	1	0	0	3-2
Missouri St.	9.00	0-1	1-1	2.0	2	2	2	1-1
Auburn	4.09	0-0	1-1	2.2	4	1	1	1-2
Ole Miss	27.00	0-1	1-1	1.0	2	3	3	2-3
Texas A&M	0.00	0-0	1-0	3.2	0	0	0	0-4

## LOSEKE'S CAREER APPEARANCES

Barrett Loseke 2017 Game-By-Game (Sophomore)  
(14 Appearances, 1 Start)

Date	Opponent	IP	H	R-ER	BB	K	Result
2/19/17	Miami (Ohio)	1.0	0	0-0	2	2	W, 11-1
2/26/17	Bryant	2.1	4	3-3	2	3	W, 16-6
3/1/17	at Louisiana Tech	4.0	1	0-0	1	7	W, 13-10
3/10/17	Rhode Island	4.2	3	0-0	0	3	W, 5-2
3/18/17	Mississippi St.	0.0	0	0-0	1	0	W, 5-4
3/22/17	New Orleans	3.1	1	0-0	1	4	W, 5-2
3/26/17	at #18 Missouri	0.1	3	2-2	1	0	W, 9-8
4/5/17	Grand Canyon	2.0	0	0-0	2	2	W, 11-2
4/7/17	#13 LSU	1.0	3	0-0	0	1	W, 9-3
4/11/17	at Missouri State	1.0	1	2-2	1	1	W, 12-4
4/13/17	Georgia	1.2	0	0-0	1	2	W, 14-4
4/18/17	Memphis	3.0	3	3-3	3	2	W, 16-7
4/23/17	at #10 Auburn	0.1	1	0-0	0	0	L, 11-6
4/25/17	vs. Kansas State	0.1	1	2-2	1	0	W, 6-5
<b>TOTALS</b>	<b>14 G, 2 GS</b>	<b>25.0</b>	<b>21</b>	<b>12-12</b>	<b>16</b>	<b>27</b>	<b>3-0</b>

Barrett Loseke 2016 Game-By-Game (Freshman)  
(17 Appearances, 6 Starts)

Date	Opponent	IP	H	R-ER	BB	K	Result
2/20/16	Central Michigan	0.1	1	0-0	0	0	ND
2/23/16	Mississippi Valley St.	2.0	1	0-0	0	3	ND
2/28/16	vs. #23 Texas Tech	1.1	2	0-0	3	3	ND
3/9/16	Gonzaga	3.0	1	0-0	1	1	ND
3/13/16	Western Illinois*	4.0	1	0-0	1	4	W, 1-0
3/19/16	at #12 South Carolina*	4.0	3	2-2	3	3	ND
3/27/16	Auburn*	2.2	4	1-1	1	2	ND
4/3/16	Missouri*	3.1	2	3-3	1	4	L, 1-1
4/10/16	at #14 Ole Miss*	1.0	2	3-3	2	3	L, 1-2
4/12/16	ULM	1.0	1	0-0	0	1	ND
4/16/16	#2 Florida	0.2	0	0-0	3	2	ND
4/26/16	#18 Oklahoma St.	1.0	0	0-0	1	0	ND
4/30/16	#2 Texas A&M-2	3.2	2	0-0	0	4	ND
5/6/16	at #13 LSU	0.0	0	0-0	2	0	ND
5/8/16	at #13 LSU	1.2	1	0-0	1	2	ND
5/17	Missouri St.*	2.0	2	2-2	1	1	L, 1-3
5/20/16	at #4 Mississippi St.	1.0	1	0-0	0	2	ND
<b>TOTALS</b>	<b>17 G, 6 GS</b>	<b>32.2</b>	<b>24</b>	<b>11-11</b>	<b>20</b>	<b>35</b>	<b>1-3</b>

## 2017 HIGHLIGHTS

- Was one of four pitchers used to earn sweep of Miami (Ohio) in game three of series.
- Came out of the bullpen against Louisiana Tech (3/1) and shut down the offense for 4.0 innings, striking out a career-high seven batters to earn the victory.
- Topped himself with a 4.2 inning outing against Rhode Island from the bullpen, giving up no runs and no walks while earning his second win of the year.
- Earned his third win after relieving Kacey Murphy in the third inning against New Orleans. Went on to hold the Privateers to one hit with four strikeouts.

#21 KACEY MURPHY • SO • LHP • 6-0 • 190

### CAREER HIGHS

Category	High	Opponent (Last)	Date
Innings	7.0	Memphis	4/19/17
Longest Start	7.0	Memphis	4/19/17
Shortest Start	3.0	Alcorn State	3/15/17
Longest Relief	2.1	Missouri St.	5/17/16
Hits	6	Alcorn State	3/15/17
Runs	5	Missouri St.	5/17/16
Earned Runs	4	Missouri St.	5/17/16
Walks	4	New Orleans	3/22/17
Strikeouts	10	Grand Canyon	4/5/17

### CAREER VS. 2017 OPPONENTS

Team	ERA	W-L	G-GS	IP	H	R	ER	BB-K
Oklahoma St.	0.00	0-0	1-0	0.1	0	0	0	0-1
Missouri	18.00	0-0	1-0	0.0	2	2	2	1-0
Missouri St.	12.00	0-0	2-0	3.0	3	6	4	3-5
Auburn	9.00	0-0	1-0	2.0	4	2	2	0-3
Texas A&M	0.00	0-0	1-0	0.0	1	0	0	1-0

#### MURPHY'S CAREER APPEARANCES

Kacey Murphy 2017 Game-By-Game (Sophomore)  
(14 Appearances, 7 Starts)

Date	Opponent	IP	H	R-ER	BB	K	Result
2/19/17	Miami (Ohio)	1.0	0	0-0	0	1	W, 11-1
2/24/17	Bryant	0.1	1	0-0	1	1	W, 11-8
3/3/17	vs. #5 Arizona	1.1	2	1-1	1	0	L, 3-0
3/8/17	ULM*	5.0	3	2-2	1	9	W, 11-2
3/15/17	Alcorn State*	3.0	6	1-1	1	6	W, 11-3
3/19/17	Mississippi St.	0.1	0	0-0	0	0	W, 6-1
3/22/17	New Orleans*	2.2	2	0-0	4	3	W, 5-2
3/25/17	at #18 Missouri	0.0	3	3-3	1	0	L, 7-2
4/5/17	Grand Canyon*	4.0	5	0-0	0	10	W, 6-1
4/11/17	at Missouri State*	1.2	3	1-1	0	2	W, 12-4
4/15/17	Georgia	0.1	1	0-0	1	0	W, 11-3
4/19/17	Memphis*	7.0	1	0-0	1	7	W, 2-0
4/23/17	at #10 Auburn	3.1	2	1-1	0	2	L, 11-6
4/28/17	Ole Miss*	1.2	3	3-3	2	2	W, 7-4
<b>TOTALS</b>	<b>14 G, 7 GS</b>	<b>32.2</b>	<b>32</b>	<b>12-12</b>	<b>13</b>	<b>43</b>	<b>4-0</b>

Kacey Murphy 2016 Game-By-Game (Freshman)  
(14 Appearances, 0 Starts)

Date	Opponent	IP	H	R-ER	BB	K	Result
2/19/16	Central Michigan	0.1	0	0-0	1	1	ND
2/21/16	Central Michigan	0.2	0	0-0	1	0	ND
2/23/16	Mississippi Valley St.	1.0	1	1-1	1	1	ND
3/4/16	Eastern Illinois	1.0	1	0-0	0	0	ND
3/9/16	Gonzaga	0.1	0	1-1	0	0	ND
3/13/16	Western Illinois	1.2	0	0-0	0	2	ND
3/18/16	at #12 South Carolina	0.2	3	1-1	1	0	ND
3/26/16	Auburn	2.0	4	2-2	0	3	ND
4/3/16	Missouri	0.0	2	2-2	1	0	ND
4/19/16	#25 Creighton	0.2	1	0-0	0	1	ND
4/26/16	#18 Oklahoma St.	0.1	0	0-0	0	1	ND
5/1/16	#2 Texas A&M	0.0	1	0-0	1	0	ND
5/3/16	at Missouri St.	0.2	0	1-0	2	0	ND
5/17/16	Missouri St.	2.1	3	5-4	1	5	ND
<b>TOTALS</b>	<b>14 G, 0 GS</b>	<b>11.2</b>	<b>16</b>	<b>13-11</b>	<b>9</b>	<b>14</b>	<b>0-0</b>

## 2017 HIGHLIGHTS

- Earned his first win of the season in his first collegiate start, going a career-high 5.0 innings against ULM (3/8/17) and striking out nine
- Started for the second straight midweek game, going 3.0 innings against Alcorn State and gave up just one earned run with six strikeouts.
- Struck out a career-high 10 Grand Canyon batters in his fourth start of the year. Achieved the feat in just four innings and striking out the side in his final three innings.

## #34 JAKE REINDL • SO • RHP • 6-1 • 200

### CAREER HIGHS

Category	High	Opponent (Last)	Date
Innings	6.1	Ole Miss	4/28/17
Longest Start	--	--	--
Shortest Start	--	--	--
Longest Relief	6.1	Ole Miss	4/28/17
Hits	6	Ole Miss	4/28/17
Runs	2	Gonzaga	3/9/16
Earned Runs	2	Gonzaga	3/9/16
Walks	3	Ole Miss	4/28/17
Strikeouts	6	at #10 Auburn	4/22/17

### CAREER VS. 2017 OPPONENTS

Team	ERA	W-L	G-GS	IP	H	R	ER	BB-K
Mississippi St.	0.00	0-0	1-0	0.2	0	0	0	0-1
Grambling St.	0.00	0-0	1-0	1.0	1	0	0	0-0
Missouri St.	0.00	0-0	1-0	1.0	1	0	0	0-1
Memphis	9.00	0-0	1-0	1.0	2	1	1	0-1

### REINDL'S CAREER APPEARANCES

Jake Reindl 2017 Game-By-Game (Sophomore)  
(15 Appearances, 0 Starts)

Date	Opponent	IP	H	R-ER	BB	K	Result
2/17/17	Miami (Ohio)	3.0	2	0-0	0	3	W, 7-0
2/24/17	Bryant	0.1	1	2-2	1	0	W, 11-8
3/1/17	at Louisiana Tech	2.0	3	0-0	0	2	W, 13-10
3/5/17	vs. #14 Oklahoma St.	0.0	0	0-0	1	0	L, 8-3
3/14/17	Alcorn State	2.1	4	1-1	1	1	W, 3-2
3/22/17	New Orleans	0.2	2	1-1	1	1	W, 5-2
3/25/17	at #18 Missouri	2.2	2	0-0	0	4	L, 9-8
4/1/17	at Alabama	2.2	0	0-0	0	5	L, 7-1
4/4/17	Grand Canyon	2.1	0	0-0	0	1	W, 11-2
4/9/17	#13 LSU	5.2	2	1-1	0	5	L, 2-0
4/14/17	Georgia	2.0	1	0-0	2	1	W, 5-4
4/18/17	Memphis	1.2	3	4-4	0	0	W, 16-7
4/22/17	at #10 Auburn	3.0	2	0-0	1	6	W, 7-3
4/25/17	vs. Kansas State	1.1	1	0-0	1	1	W, 6-5
4/28/17	Ole Miss	6.1	6	1-1	3	5	W, 7-4
<b>TOTALS</b>	<b>15 G, 0 GS</b>	<b>36.0</b>	<b>29</b>	<b>10-10</b>	<b>11</b>	<b>35</b>	<b>2-0</b>

Jake Reindl 2016 Game-By-Game (Freshman)  
(6 Appearances, 0 Starts)

Date	Opponent	IP	H	R-ER	BB	K	Result
2/24/16	Mississippi Valley St.	1.0	0	0-0	0	2	ND
3/9/16	Gonzaga	0.1	2	2-2	0	0	ND
3/15/16	Grambling St.	1.0	1	0-0	0	0	ND
4/5/17/16	Missouri St.	1.0	1	0-0	0	1	ND
5/19/16	at #4 Mississippi St.	0.2	0	0-0	0	1	ND
<b>TOTALS</b>	<b>6 G, 0 GS</b>	<b>5.0</b>	<b>6</b>	<b>3-3</b>	<b>0</b>	<b>5</b>	<b>0-0</b>

## 2017 HIGHLIGHTS

- Set what was then career-highs in innings pitched (3.0) and strikeouts (3) in first appearance of the year vs. Miami (Ohio).
- Held Louisiana Tech (3/1) scoreless over 2.0 innings of relief to help in nine-run comeback.
- Had another 2+ inning outing in game two against Missouri (3/25), going 2.2 innings and striking out a career-high four batters.
- Has yet to give up more than two earned runs in his 15 appearances this year (36.0 innings).
- Had another 2.2-inning outing against SEC play, striking out a career-high five batters against Alabama (4/1), while also not allowing a hit.
- Struck out a career-high six batters in the 7-3 win over No. 10 Auburn (April 22).
- Picked up his second win of the season after a career-long 6.1 innings against Ole Miss (April 28).

## #37 WESTON ROGERS • SO • LHP • 6-4 • 215

### CAREER HIGHS

Category	High	Opponent (Last)	Date
Innings	4.0	Grambling St.	3/16/16
Longest Start	4.0	Grambling St.	3/16/16
Shortest Start	1.2	Gonzaga	3/9/16
Longest Relief	2.0	2x (Ok. St.)	4/26/16
Hits	5	Bryant	2/25/17
Runs	4	Bryant	2/25/17
Earned Runs	4	Bryant	2/25/17
Walks	2	4x (at #10 Auburn)	4/21/17
Strikeouts	4	2x (at Missouri St.)	5/3/16

### CAREER VS. 2017 OPPONENTS

Team	ERA	W-L	G-GS	IP	H	R	ER	BB-K
La. Tech	8.18	0-0	1-1	2.2	3	2	2	1-1
Oklahoma St.	9.00	0-0	1-0	2.0	2	2	2	2-1
Grambling St.	4.50	0-0	1-1	4.0	3	2	2	0-2
LSU	18.00	0-1	1-0	1.0	2	2	2	1-0
Missouri St.	9.00	0-0	1-1	3.0	3	3	3	1-4
Texas A&M	0.00	0-0	1-0	0.0	1	0	0	0-0

### ROGERS' CAREER APPEARANCES

Weston Rogers 2017 Game-By-Game (Sophomore)  
(11 Appearances, 0 Starts)

Date	Opponent	IP	H	R-ER	BB	K	Result
2/18/17	Miami (Ohio)	1.0	0	0-0	0	1	W, 5-1
2/25/17	Bryant	1.1	5	4-4	0	3	W, 13-7
2/28/17	at Louisiana Tech	0.0	1	1-0	0	0	L, 4-3
3/4/17	vs. Nebraska	1.0	0	0-0	2	1	W, 15-5
3/14/17	Alcorn State	1.1	2	0-0	0	2	W, 3-2
3/22/17	New Orleans	1.1	0	0-0	0	1	W, 5-2
4/4/17	Grand Canyon	3.0	2	1-1	0	3	W, 11-2
4/11/17	Missouri State	0.2	0	0-0	0	0	W, 12-4
4/13/17	Georgia	1.1	2	3-3	2	2	W, 14-4
4/21/17	at #10 Auburn	0.0	0	2-2	2	0	L, 15-2
4/25/17	vs. Kansas State	0.2	0	0-0	1	0	W, 6-5
<b>TOTALS</b>	<b>11 G, 0 GS</b>	<b>11.2</b>	<b>12</b>	<b>11-10</b>	<b>7</b>	<b>13</b>	<b>1-0</b>

Weston Rogers 2016 Game-By-Game (Freshman)  
(11 Appearances, 5 Starts)

Date	Opponent	IP	H	R-ER	BB	K	Result
2/24/16	Mississippi Valley St.*	2.0	1	0-0	0	4	W, 1-0
2/28/16	vs. #23 Texas Tech	0.1	2	0-0	0	0	ND
3/2/16	Louisiana Tech*	2.2	3	2-2	1	1	ND
3/5/16	Eastern Illinois	1.1	0	0-0	0	3	ND
3/9/16	Gonzaga*	1.2	2	2-2	1	1	ND
3/16/16	Grambling St.*	4.0	3	2-2	0	2	ND
4/19/16	#25 Creighton	2.0	1	0-0	0	1	ND
4/26/16	#18 Oklahoma St.	2.0	2	2-2	2	1	ND
4/30/16	#2 Texas A&M-2	0.0	1	0-0	0	0	ND
5/3/16	at Missouri St.*	3.0	3	3-3	1	4	L, 1-1
5/8/16	at #13 LSU	1.0	2	2-2	1	0	ND
<b>TOTALS</b>	<b>11 G, 5 GS</b>	<b>20.0</b>	<b>20</b>	<b>13-13</b>	<b>6</b>	<b>17</b>	<b>1-1</b>

## #25 DOMINIC TACCOLINI • SR • RHP • 6-3 • 230

### CAREER HIGHS

Category	High	Opponent (Last)	Date
Innings	10.0	at Kentucky	4/22/16
Longest Start	10.0	at Kentucky	4/22/16
Shortest Start	1.0	Missouri	4/1/16
Longest Relief	4.2	at Virginia	5/3/14
Hits	12	at S. Carolina	3/18/16
Runs	8	3x (Alabama)	5/13/16
Earned Runs	8	3x (Alabama)	5/13/16
Walks	6	at Texas A&M	4/18/16
Strikeouts	10	2x (ULM)	3/7/17

### CAREER VS. 2017 OPPONENTS

Team	ERA	W-L	G-GS	IP	H	R	ER	BB-K
Mississippi St.	3.00	1-1	2-2	12.0	15	8	4	6-8
Missouri	4.50	0-0	2-2	4.0	4	3	2	2-1
Grambling St.	0.00	0-0	1-0	2.0	2	0	0	2-2
Alabama	15.75	0-1	3-2	8.0	12	14	14	11-11
LSU	4.82	1-1	3-2	11.2	13	7	6	4-3
Missouri St.	0.00	1-0	1-0	2.0	0	0	0	0-2
Georgia	0.00	0-0	1-0	2.0	1	0	0	2-2
Memphis	16.36	0-0	1-0	1.1	2	2	2	1-3
Auburn	2.25	0-0	3-2	12.0	14	4	3	7-7
Ole Miss	7.50	1-0	4-2	13.2	13	11	11	8-13
Tennessee	0.00	0-0	1-0	2.1	0	0	0	0-1
Vanderbilt	6.43	0-1	1-1	4.2	8	7	3	3-2
Texas A&M	8.40	1-0	3-3	15.0	19	14	14	9-15

### TACCOLINI'S CAREER APPEARANCES

Dominic Taccolini 2017 Game-By-Game (Senior)  
(13 Appearances, 2 Starts)

Date	Opponent	IP	H	R-ER	BB	K	Result
2/18/17	Miami (Ohio)	3.0	0	0-0	1	4	W, 5-1
2/24/17	Bryant	1.0	0	0-0	2	2	W, 11-8
2/26/17	Bryant	1.1	2	1-1	1	0	W, 16-6
3/1/17	at Louisiana Tech	0.2	4	7-7	2	0	W, 13-10
3/7/17	ULM*	6.0	7	2-2	2	10	W, 12-2
3/14/17	Alcorn State*	4.0	5	1-1	0	3	W, 3-2
3/19/17	Mississippi St.	4.0	1	1-1	1	5	W, 6-1
3/24/17	at #18 Missouri	3.0	2	0-0	1	4	W, 9-2
3/31/17	at Alabama	1.0	0	0-0	0	0	W, 7-1
4/2/17	at Alabama	3.0	1	1-1	3	2	W, 8-5
4/7/17	#13 LSU	2.0	3	3-3	2	1	W, 9-3
4/11/17	at Missouri State	1.0	0	0-0	0	3	W, 12-4
4/14/17	Georgia	0.2	3	2-1	1	0	W, 5-4
<b>TOTALS</b>	<b>13 G, 2 GS</b>	<b>30.2</b>	<b>28</b>	<b>18-17</b>	<b>16</b>	<b>34</b>	<b>3-0 (2 SV)</b>

Dominic Taccolini 2016 Game-By-Game (Junior)  
(15 Appearances, 13 Starts)

Date	Opponent	IP	H	R-ER	BB	K	Result
2/19/16	Central Michigan*	7.0	1	1-1	1	3	W, 1-0
2/26/16	vs. #24 Rice*	6.0	5	2-2	1	6	W, 2-0
3/4/16	Eastern Illinois*	5.0	4	2-2	1	5	W, 3-0
3/11/16	Western Illinois*	7.0	2	1-1	2	9	ND
3/18/16	at #12 South Carolina*	6.0	12	8-8	1	2	L, 3-1
3/25/16	Auburn*	2.0	6	2-2	3	3	ND
4/1/16	Missouri*	1.0	4	3-2	1	0	ND
4/6/16	at Memphis	1.1	2	2-2	1	3	ND
4/10/16	at #14 Ole Miss	3.2	4	3-3	1	4	ND
4/14/16	#2 Florida*	3.0	1	3-3	3	2	L, 3-2
4/22/16	at #12 Kentucky*	10.0	5	0-0	0	10	W, 4-2
4/30/16	#2 Texas A&M-1*	6.0	9	5-5	2	6	W, 5-2
5/6/16	at #13 LSU*	5.0	5	5-4	3	1	L, 5-3
5/13/16	Alabama*	3.2	7	8-8	4	4	L, 5-4
5/19/16	at #4 Mississippi St.*	5.1	11	7-3	2	3	L, 5-5
<b>TOTALS</b>	<b>15 G, 13 GS</b>	<b>72.0</b>	<b>78</b>	<b>52-46</b>	<b>26</b>	<b>61</b>	<b>5-5</b>

Dominic Taccolini 2015 Game-By-Game (Sophomore)  
(17 Appearances, 13 Starts)

Date	Opponent	IP	H	R-ER	BB	K	Result
2/14/15	North Dakota-1*	6.0	4	2-2	0	8	W, 1-0
2/20/15	vs. #22 UCF*	4.0	4	3-3	3	6	L, 1-1
3/2/15	Eastern Illinois-1*	6.0	2	1-1	2	4	W, 2-1
3/7/15	Loyola Marymount*	7.0	5	2-2	0	9	W, 3-1
3/14/15	at #5 Vanderbilt-2*	4.2	8	7-3	3	2	L, 3-2
3/19/15	#1 LSU*	6.0	6	1-1	1	2	W, 4-2
3/26/15	Ole Miss*	5.2	3	3-3	6	7	W, 5-2
4/4/15	at Auburn*	7.0	5	2-1	3	3	ND
4/11/15	Kentucky*	2.2	6	8-8	4	3	L, 5-3
4/18/15	at #1 Texas A&M-2*	5.1	7	6-6	4	6	ND
4/25/15	Mississippi State*	6.2	4	1-1	4	5	W, 6-3
5/1/15	at Alabama*	4.0	3	2-2	5	6	ND
5/10/15	Tennessee	2.1	0	0-0	0	1	ND
5/12/15	at Creighton	2.2	2	0-0	0	2	ND
5/15/15	at Georgia	2.0	1	0-0	2	2	ND
5/20/15	vs. Florida	3.0	2	0-0	2	1	ND
5/22/15	vs. Florida*	2.0	5	5-4	2	0	L, 6-4
<b>TOTALS</b>	<b>17 G, 13 GS</b>	<b>77.0</b>	<b>67</b>	<b>43-37</b>	<b>41</b>	<b>67</b>	<b>6-4</b>

Dominic Taccolini 2014 Game-By-Game (Freshman)  
(17 Appearances, 3 Starts)

Date	Opponent	IP	H	R-ER	BB	K	Result
2/14/14	Appalachian State	1.0	1	2-2	0	0	ND
2/23/14	Eastern Illinois	1.0	0	2-0	0	0	ND
2/28/14	South Alabama	1.0	0	0-0	0	0	ND
3/9/14	at California	1.0	0	0-0	0	0	ND
3/16/14	at Florida	1.0	3	2-2	1	0	ND
3/19/14	Grambling State	2.0	2	0-0	2	2	ND
3/21/14	Alabama	0.1	2	4-4	2	1	ND
4/22/14	Northwestern St.	1.0	0	0-0	0	1	ND
4/23/14	Northwestern St.	2.0	3	0-0	0	3	W, 1-0
4/26/14	Auburn-2	3.0	3	0-0	1	1	ND
4/29/14	at Missouri St.	2.0	0	0-0	0	2	W, 2-0
5/3/14	at Ole Miss	2.0	1	0-0	0	1	ND
5/11/14	Texas A&M*	3.2	3	3-3	3	3	ND
5/17/14	at Missouri*	3.0	0	0-0	1	1	ND
5/23/14	vs. Ole Miss*	1.2	7	5-5	1	1	ND
5/24/14	vs. LSU	0.2	2	1-1	0	0	ND
5/31/14	at Virginia	4.2	2	0-0	1	4	ND
<b>TOTALS</b>	<b>17 G, 3 GS</b>	<b>31.0</b>	<b>29</b>	<b>19-17</b>	<b>12</b>	<b>20</b>	<b>2-0</b>

### 2017 HIGHLIGHTS

- Currently is tied for the third-most wins on the team (3-0) in 11 appearances.
- Recorded wins in games one and three with Bryant, pitching no more than 1.1 innings in either game.
- Made his first start of the year in game one against ULM (March 7, 2017), going 6.0 innings and striking out 10 batters to tie a career-high.
- Is the first Razorback pitcher to record 10 or more strikeouts twice in a career since Drew Smyly (1 in 2009 and 2 in 2010).
- Earned the rare four-inning save in game three against Mississippi State, allowing just one run and one walk, while striking out five to help the Razorbacks sweep the Bulldogs.
- Totaled his second save in as many weeks after finishing up the final three innings against #18 Missouri (3/24), allowing just two hits and no runs.

## #15 JAKE ARLEDGE • SR • OF • 5-9 • 180

### CAREER HIGHS

Category	High	Opponent (Last)	Date
Hits	3	5x (at Alabama)	3/31/17
Runs	4	2x (E. Illinois)	3/5/16
Doubles	1	10x (Memphis)	4/18/17
Triples	1	3x (at Ole Miss)	4/9/16
Home Runs	2	E. Illinois	3/5/16
RBI	3	2x (ULM)	3/8/17
Walks	3	2x (#13 LSU)	4/8/17
Stolen Bases	2	at LSU	5/6/16

### CAREER VS. 2017 OPPONENTS

Team	AVG.	G-GS	AB	R	H	RBI	SB
La. Tech	.000	1-1	3	0	0	0	1
Oklahoma St.	.500	1-0	2	0	1	0	0
Miss. St.	.200	1-1	5	0	1	0	0
Missouri	.000	2-2	6	1	0	1	0
Grambling St.	.143	2-2	7	1	1	0	0
Alabama	.143	3-1	7	1	1	0	0
LSU	.222	2-2	9	2	2	2	2
Missouri St.	.000	1-1	2	1	0	0	0
Auburn	.286	3-2	7	4	2	0	0
Ole Miss	.200	2-2	5	1	1	0	0
Texas A&M	.000	2-1	3	0	0	0	1

### 2017 HIGHLIGHTS

- Hit the go-ahead home run in game three against Bryant capping a four-run comeback to take a 6-5 lead.
- Hit his first home run of the year in game two against Bryant, part of a 3-for-4 day with two RBIs.
- Had two hits and one RBI in Louisiana Tech series, including key RBI in fifth that helped in the nine-run comeback.
- Tied a career-high three hits against ULM in game two of the midweek series, part of a 3-for-4 day with three RBIs, which also tied a career-high.
- Hit his third home run of the year against Rhode Island (March 10), part of a 2-for-4 day at the plate, surpassing his home run total from last season.
- Hit the walk-off single to beat Alcorn State (March 14) to score Cannon Chadwick, his second hit of the day.
- Had a hitting streak of 14-straight games before going 0-for-4 in game one against Mississippi State. Now has a hit in 17 of last 18 games.
- Recorded his seventh multi-hit game of the year after going 2-for-3 with an RBI and matched a career-high two walks in the 6-1 win over Mississippi State (March 19, 2017).
- Walked a career-high three times against New Orleans, part of a 1-for-2 day at the plate with one run scored.
- Had at least one hit in each game against Alabama, including a three-hit day in game two (April 1), his third three-hit game of the year.

## #17 LUKE BONFIELD • JR • OF • 6-3 • 215

### CAREER HIGHS

Category	High	Opponent (Last)	Date
Hits	3	8x (at Missouri State)	4/11/17
Runs	4	2x (vs. Nebraska)	3/4/17
Doubles	2	3x (at #10 Auburn)	4/22/17
Triples	1	at Missouri State	4/11/17
Home Runs	1	15x (Georgia)	4/14/17
RBI	5	Miss. Valley St.	2/23/16
Walks	4	at LSU	5/7/16
Stolen Bases	--	--	--

### CAREER VS. 2017 OPPONENTS

Team	AVG.	G-GS	AB	R	H	RBI	SB
Oklahoma State	.600	2-2	5	3	3	4	0
ULM	.667	1-1	3	0	2	1	0
Mississippi St.	.083	5-4	12	1	1	0	0
Missouri	.200	3-2	5	0	1	0	0
Grambling St.	.375	2-2	8	3	3	1	0
Alabama	.077	4-4	13	0	1	0	0
LSU	.176	5-4	17	2	3	3	0
Missouri St.	.364	4-3	11	1	4	2	0
Memphis	.200	1-1	5	1	1	1	0
Auburn	.300	3-3	10	3	3	3	0
Ole Miss	.333	5-4	18	4	6	2	0
Tennessee	.000	1-1	3	0	0	0	0
Vanderbilt	.000	1-0	2	0	0	0	0
Texas A&M	.333	5-5	21	4	7	7	0

### 2017 HIGHLIGHTS

- Notched first multi-hit game of season in first game of the year when going 2-for-4 with an RBI against Miami (Ohio).
- Hit first home run of the season against Louisiana Tech (3/1) as part of the nine-run comeback. Ended up 2-for-4 in the game.
- Matched his career-high in both runs scored and hits after going 3-for-4 with four runs scored and one RBI against Nebraska.
- Tied a career-high in hits for the second time this season after going a perfect 3-for-3 against ULM in game two of the midweek series.
- Notched the walk-off single in the bottom of the ninth against Rhode Island to earn Arkansas' fourth series victory of the year.
- Hit the go-ahead two-run home run in the first inning against Mississippi State (March 17, 2017), his fourth long ball of the season. Ended up 2-for-4 on the night, his team-leading eighth multi-hit game.
- Tied a career-high three hits against Alabama (March 31) with two runs scored, three RBIs and one home run.
- Claimed SEC Player of the Week honors after hitting .400 for the week against Missouri State (April 11) and Georgia (April 13-15) with two home runs and 11 RBIs.
- Went 5-for-14 (.357) at the plate against Georgia with four of those hits coming with runners on base and three with two outs.
- His two-out home run in the seventh inning of game two against Georgia completed a two-run comeback to give the Hogs their first lead of the game, which they would go on to win, 5-4, in 10 innings.



## #8 ERIC COLE • SO • OF • 5-11 • 195

### CAREER HIGHS

Category	High	Opponent (Last)	Date
Hits	4	Georgia	4/14/17
Runs	3	Miami (Ohio)	2/19/17
Doubles	1	9x (at #10 Auburn)	4/23/17
Triples	1	at Missouri St.	5/3/16
Home Runs	1	2x (#13 LSU)	4/7/17
RBI's	2	6x (Ole Miss)	4/28/17
Walks	2	3x (Memphis)	4/18/17
Stolen Bases	1	4x (at #18 Missouri)	3/24/17

### CAREER VS. 2017 OPPONENTS

Team	AVG.	G-GS	AB	R	H	RBI	SB
La. Tech	.200	1-1	5	1	1	0	0
Oklahoma St.	.250	1-1	4	0	1	1	0
Miss. St.	.444	2-2	9	1	4	0	1
Missouri	.000	1-1	5	0	0	0	0
Grambling St.	.250	2-1	4	0	1	1	0
Alabama	.000	1-1	3	0	0	0	0
LSU	.400	1-1	5	0	2	0	0
Missouri St.	.667	1-1	3	1	2	2	0
Memphis	.250	1-1	4	0	1	0	0
Auburn	1.000	1-0	1	0	1	0	0
Ole Miss	.000	2-1	4	1	0	0	0

### 2017 HIGHLIGHTS

- Hit first career home run, the unconventional way, with an inside-the-park home run in the third inning against Miami (Ohio) (Feb. 19).
- It's the first inside-the-park home run by a Razorback since Andrew Benintendi against Mississippi Valley State in 2015.
- Notched his first four-hit game of his career after going 4-for-5 against Georgia (April 14) with one double.

## #28 DOMINIC FLETCHER • FR • OF • 5-11 • 195

### CAREER HIGHS

Category	High	Opponent (Last)	Date
Hits	3	3x (Memphis)	4/18/17
Runs	3	Memphis	4/18/17
Doubles	1	3x (Memphis)	4/18/17
Triples	1	Memphis	4/18/17
Home Runs	1	5x (Alcorn State)	3/15/17
RBI's	4	Memphis	4/18/17
Walks	1	7x (#13 LSU)	4/7/17
Stolen Bases	--	--	--

### 2017 HIGHLIGHTS

- Hit first collegiate home run against Miami (Ohio) (Feb. 17) in the seventh inning, a solo-shot, part of a 2-for-4 day with two runs scored.
- Became the first Razorback true freshman to hit a home run on Opening Day since Andy Wilkins did it against Wright State in 2008.
- Provided the insurance solo home run against Louisiana Tech (3/1), his second of the season.
- Set a season-high with a three RBI day against ULM in game two of the midweek series, part of a 2-for-5 day at the plate with two runs scored and a home run.
- Was one of three Razorbacks to hit a home run in game three against No. 18 Missouri (March 26).
- Currently leading all SEC freshman with six home runs on the year.
- Nearly hit for the cycle after a 3-for-5 game against Memphis (April 18). Hit his first triple of his career and notched a career-high four RBIs in the win.

## #3 JARED GATES • JR • INF • 6-0 • 190

### CAREER HIGHS

Category	High	Opponent (Last)	Date
Hits	3	2x (#13 LSU)	4/7/17
Runs	1	11x (Ole Miss)	4/27/17
Doubles	1	2x (Grand Canyon)	4/5/17
Triples	--	--	--
Home Runs	1	4x (Ole Miss)	4/27/17
RBI's	2	4x (at #10 Auburn)	4/22/17
Walks	2	2x (Memphis)	4/18/17
Stolen Bases	--	--	--

### 2017 HIGHLIGHTS

- Made his Razorback debut on March 22 against New Orleans after sitting out the first month of the season due to a hamate bone injury in his hand.
- Notched his first hit at Alabama (March 31), part of a perfect 3-for-3 day.
- Hit his first home run against Grand Canyon (April 4), a solo home run over the right field wall.
- Was on a four-game hitting streak leading up to the LSU series, hitting .467 during the span, after going hitless in his first six at-bats of the season.
- Had his second three-hit game of the year in game one against LSU (April 7), hitting one home run in the 9-3 victory.
- Hit his second home run in as many series after providing the only run in a 9-1 loss to Ole Miss (April 27). The week before, he hit the only home run for the Razorbacks in the Auburn series.

## #44 ALEX GOSSER • SR • C • 6-0 • 215

### CAREER HIGHS

Category	High	Opponent (Last)	Date
Hits	2	6x (Grand Canyon)	4/5/17
Runs	3	ULM	3/7/17
Doubles	1	3x (at Auburn)	4/3/15
Triples	--	--	--
Home Runs	1	Georgia	4/13/17
RBI's	2	Grand Canyon	4/5/17
Walks	2	2x (Bucknell)	6/1/14
Stolen Bases	--	--	--

### CAREER VS. 2017 OPPONENTS

Team	AVG.	G-GS	AB	R	H	RBI	SB
Oklahoma St.	.000	1-0	0	0	0	0	0
Miss. St.	.000	1-0	0	0	0	0	0
Missouri	.667	1-0	3	1	2	1	0
Grambling St.	.000	1-0	1	0	0	0	0
Alabama	.286	4-3	7	0	2	0	0
LSU	.000	4-3	8	0	0	0	0
Missouri St.	.000	2-1	3	0	0	0	0
Georgia	.667	1-1	3	0	2	0	0
Memphis	.000	2-1	5	0	0	0	0
Auburn	.333	3-2	6	1	2	0	0
Ole Miss	.200	3-2	5	0	1	0	0
Tennessee	.000	1-1	3	0	0	0	0
Texas A&M	.250	5-3	12	1	3	2	0

### 2017 HIGHLIGHTS

- In his second appearance of the year, made the start at catcher against ULM (3/7/17), going 2-for-4 at the plate, tying a career-high.
- Scored from first on a Jax Biggers double to right-centerfield, one of a career-high three runs scored in the game.
- Hit his first career home run against Georgia (April 13), one of five home runs hit in the game by Razorbacks.

#33 GRANT KOCH • SO • C • 6-0 • 195

CAREER HIGHS

Category	High	Opponent (Last)	Date
Hits	4	Bryant	2/26/17
Runs	3	2x (vs. Nebraska)	3/4/17
Doubles	2	3x (Alcorn State)	3/15/17
Triples	1	2x (Bryant)	2/24/17
Home Runs	1	10x (#13 LSU)	4/8/17
RBIs	4	3x (vs. Nebraska)	3/4/17
Walks	2	4x (at Missouri State)	4/11/17
Stolen Bases	1	Alcorn State	3/14/17

CAREER VS. 2017 OPPONENTS

Team	AVG.	G-GS	AB	R	H	RBI	SB
Oklahoma St.	.500	1-1	2	0	1	0	0
ULM	.000	1-1	1	0	0	0	0
Mississippi St.	.250	3-3	0	2	0	0	0
Grambling	.000	1-1	1	0	0	0	0
Alabama	.375	2-2	8	1	3	1	0
LSU	.000	1-0	1	0	0	0	0
Missouri St.	.286	2-2	7	1	2	2	0
Memphis	.750	1-1	4	2	3	1	0
Auburn	.000	1-0	1	0	0	0	0
Ole Miss	.250	2-2	8	0	2	2	0
Texas A&M	.000	1-0	0	0	0	0	0

2017 HIGHLIGHTS

- Hit a three-run home run in game three against Miami (Ohio) (Feb. 19), one three home runs in the game.
- Set a career-high in hits (4) against Bryant (2/26), part of a 4-for-6 day with two runs scored.
- Went 7-for-15 (.467) over three games against Bryant, hitting a home run and recording one double and one triple.
- Produced the best eight-game start, offensively, to a season by a Razorback catcher since Brady Toops in 2004. Koch was hitting a team-leading .389 with 12 RBIs and three home runs. Toops went 8-for-21 (.381) in 2004 with seven RBIs, three doubles, and four walks, while only starting five of the first eight games that year at catcher.
- Has started all 37 games this year, 33 as the catcher and is currently in a tie for 13th in the SEC, second among catchers with 31 RBIs.
- Went 3-for-5 with three RBIs and a home run against Louisiana Tech (3/1).
- Currently tied for fourth in the SEC in slugging percentage (.600).
- Hit a grand slam against Nebraska, part of a 2-for-3 day with three runs scored and two walks.
- Is currently tied for fifth in the SEC with nine home runs.
- Hit his sixth home run in the SEC opener against Mississippi State (March 17, 2017), one of three home runs hit in the game by Arkansas.
- Notched his seventh home run against New Orleans to give Arkansas a 3-0 lead in the fifth inning.
- Went 2-for-5 in game three against #18 Missouri (3/26), including his eighth home run of the year, a three-run shot.
- Went a combined 3-for-8 in the double-header against Ole Miss (April 28), hitting two home runs and driving in four RBIs.

#20 CARSON SHADDY • R-JR • 2B • 5-11 • 185

CAREER HIGHS

Category	High	Opponent (Last)	Date
Hits	3	9x (ULM)	3/7/17
Runs	3	2x (Memphis)	4/18/17
Doubles	3	vs. Nebraska	3/4/17
Triples	1	4x (at #18 Missouri)	3/24/17
Home Runs	2	Miss. Valley St.	2/24/16
RBIs	6	Grambling St.	3/15/16
Walks	2	7x (Memphis)	4/18/17
Stolen Bases	2	at Ole Miss	4/8/16

CAREER VS. 2017 OPPONENTS

Team	AVG.	G-GS	AB	R	H	RBI	SB
La. Tech	.500	1-1	2	1	1	1	0
Oklahoma St.	.556	3-2	9	3	5	2	0
ULM	.250	1-1	4	2	1	0	0
Mississippi St.	.214	5-3	14	1	3	1	0
Missouri	.077	3-3	13	0	1	1	0
Grambling St.	.667	2-2	6	3	4	6	0
Alabama	.188	4-3	16	1	3	1	0
LSU	.273	6-5	22	2	6	3	1
Missouri St.	.200	4-3	15	3	3	2	0
Georgia	.250	2-1	4	0	1	2	0
Memphis	.250	1-1	4	1	1	0	0
Auburn	.385	5-3	13	4	5	0	0
Ole Miss	.375	5-4	16	4	6	0	2
Tennessee	.000	2-0	2	0	0	0	0
Vanderbilt	.500	2-0	2	0	1	0	0
Texas A&M	.462	4-3	13	3	6	4	0

2017 HIGHLIGHTS

- Has started 35 of 37 games this season either at second base or third base.
- Is one of seven Razorbacks with more than one home run so far this year.
- Hit his second home run of the season in the ninth inning against Louisiana Tech (2/28) to keep a seven-game hitting streak alive. Extended that streak to eight-straight games, the third-longest hitting streak on the team this year.
- Singled home the tying run in the seventh inning against Louisiana Tech (March 1) to help the Razorbacks complete the nine-run come back.
- Set a career-high of three doubles in a perfect 3-for-3 day against Nebraska, including five RBIs.
- Now has two games in his career with five RBIs or more (6 - Grambling State, 2016) and three games of four or more RBIs.
- Named Most Outstanding Player of the Frisco College Classic.
- Hit .556 over the three-game tournament at Dr. Pepper Ballpark with four of his five hits going for doubles.
- Recorded his second three-hit game of the year going a perfect 3-for-3 with two runs scored and three RBIs against ULM (March 7, 2017).
- Finished the Mississippi State series with two-straight two-hit games and a combined four RBIs and two home runs.
- Is the first player this season to have a home run in back-to-back games after hitting long balls in games two and three against Mississippi State.
- Hit .429 against Missouri, notching two hits in each of the three games and at least one extra-base hit in each game.
- In game one against the Tigers (3/24), notched a double and a triple in the 9-2 victory.
- Had the key hit in game three against Alabama (April 2), scoring two of the eventual game-winning runs. Was 1-for-12 in the series before the at-bat.

#24 CHAD SPANBERGER • JR • INF/OF • 6-3 • 235

## CAREER HIGHS

Category	High	Opponent (Last)	Date
Hits	4	2x (at #10 Auburn)	4/23/17
Runs	3	Georgia	4/13/17
Doubles	1	14x (Ole Miss)	4/27/17
Triples	1	3x (Grand Canyon)	4/4/17
Home Runs	1	14x (Memphis)	4/19/17
RBI	5	#13 LSU	4/8/17
Walks	3	2x (ULM)	4/12/16
Stolen Bases	1	2x (at #18 Missouri)	3/24/17

## CAREER VS. 2017 OPPONENTS

Team	AVG.	G-GS	AB	R	H	RBI	SB
Oklahoma St.	.000	2-2	7	0	0	0	0
ULM	.000	1-1	1	0	0	0	0
Mississippi St.	.286	5-2	7	0	2	1	0
Missouri	.250	2-1	4	1	1	0	0
Grambling	.000	1-1	4	0	0	0	0
Alabama	.071	5-4	14	0	1	2	0
LSU	.100	5-2	10	1	1	0	0
Missouri St.	.500	2-0	2	0	1	0	0
Memphis	.667	1-1	3	1	2	1	1
Auburn	.182	6-6	22	2	4	2	0
Ole Miss	.143	3-0	7	1	1	1	0
Tennessee	.000	2-1	2	0	0	0	0
Vanderbilt	.333	3-3	9	1	3	2	0
Texas A&M	.333	3-3	15	0	5	4	0

## 2017 HIGHLIGHTS

- Hit first home run of year in second inning of game three against Miami (Ohio), one of three home runs hit in game.
- Notched two multi-hit games against ULM during the midweek series, his second and third of the season.
- Broke out of a 4-for-30 (.133) hitting slump to go 2-for-5 in game two against Alcorn State, including hitting his second home run of the year.
- Only had two hits in the Mississippi State series, but hit his third home run of the year in game two (March 18, 2017), a three-run home run.
- Went 2-for-5 with three RBIs and a run scored against the Tigers in game one (3/24). Also swiped his second stolen base of his career.
- Tallied a career-high four hits against Alabama (April 2), one of five multi-hit performances in the last nine games.
- Hit home runs in back-to-back games against LSU (April 7-8). Part of a 3-for-4 day in game two against the Tigers that had him drive in a career-high five RBIs.
- Was 3-for-4 with three RBIs against Missouri State and scored a career-high three runs in game one against Georgia (April 13) with a home run and three RBIs.
- Provided the only RBIs against Memphis (April 19) in a 2-0 victory after launching a towering two-run home run in the fifth inning to break a scoreless tie. Part of a 2-for-4 game that extended his hitting streak to 12 games.
- Recorded his second four-hit game of the season after going 4-for-5 in game three against Auburn (April 23). He's the first Razorback to record multiple four-hit games in a single season since Brian Anderson in 2013.

#9 JAX BIGGERS • SO • INF • 5-11 • 175

## CAREER HIGHS

Category	High	Opponent (Last)	Date
Hits	4	at Louisiana Tech	3/1/17
Runs	3	Bryant	2/26/17
Doubles	2	Georgia	4/14/17
Triples	1	at Missouri State	4/11/17
Home Runs	1	2x (New Orleans)	3/22/17
RBI	3	Bryant	2/25/17
Walks	2	4x (#13 LSU)	4/7/17
Stolen Bases	1	3x (Memphis)	4/18/17

## 2017 HIGHLIGHTS

- Hit first career home run against Louisiana Tech (3/1), part of a perfect 4-for-4 day at the plate with two runs scored.
- Is one of three Razorbacks (G. Koch) to have a four-hit game this season, the third-highest by an SEC player this year.
- Had three hits in his final six at-bats of the Mississippi State series including a 2-for-3 day in game three with one RBI and a run scored.
- Has five multi-hit performances over the last 12 games, including one in each SEC series.
- Went 3-for-4 in game two against LSU (April 8) with two runs scored and a walk for his 10th multi-hit game of the year, third of three hits or more.

#13 JORDAN MCFARLAND • FR • INF/OF • 6-3 • 200

**CAREER HIGHS**

Category	High	Opponent (Last)	Date
Hits	3	at Missouri State	4/11/17
Runs	2	2x (at Missouri State)	4/11/17
Doubles	--	--	--
Triples	--	--	--
Home Runs	1	at Louisiana Tech	3/1/17
RBIs	3	2x (Alcorn State)	3/15/17
Walks	2	2x (Alcorn State)	3/14/17
Stolen Bases	--	--	--

**2017 HIGHLIGHTS**

- Hit first collegiate home run at Louisiana Tech, which ended up being the go-ahead two-run home run to help Arkansas complete a nine-run comeback against the Bulldogs.
- Has made 11 starts in 12 appearances and is hitting .297 with two home runs and nine RBIs.
- Notched his second multi-RBI game of the year in game two against Alcorn State (March 15), hitting a two-run home run in the first inning, one of three home runs hit by the Razorbacks that inning.



## QUICK FACTS

### GENERAL INFORMATION

Location.....Fayetteville, Arkansas  
Founded.....1871  
Enrollment.....26,754  
Nickname.....Razorbacks  
School Colors.....Cardinal (PMS 202) and White  
Conference.....Southeastern (Western Division)  
System President.....Dr. Donald R. Bobbitt (Arkansas, 1980)  
Chancellor.....Dr. Joseph E. Steinmetz (Central Michigan, 1977)  
Athletic Director.....Jeff Long (Ohio Wesleyan, 1982)  
Faculty Athletic Rep.....Dr. Sharon Hunt (Arkansas, 1973)  
Athletics Website.....ArkansasRazorbacks.com  
Ticket Office Phone.....1-800-982-HOGS  
Athletic Department Phone.....(479) 575-6533

### COACHING STAFF

Head Coach.....Dave Van Horn (Arkansas, 1988)  
Record at Arkansas.....550-324 (14 seasons, .629)  
Overall Division I Record.....870-481 (22 seasons, .644)  
Overall as a Head Coach.....1,135-564 (28 seasons, .668)  
Van Horn's DI Postseason App. (Total/at UA).....17/13  
Van Horn's College World Series Appearances.....6  
(Neb: 2001, 2002; Ark: 2004, 2009, 2012, 2015)  
Assistant Coach/Recruiting Coordinator Tony Vitello (Missouri, 2002)  
Pitching Coach.....Wes Johnson (Arkansas-Monticello, 1994)  
Volunteer Assistant Coach.....Josh Elander (TCU, 2016)  
Student Asst. Coach.....Rick Nomura  
Dir. of Baseball Operations.....Clay Goodwin (Arkansas, 2005)  
Athletic Trainer.....Corey Wood (East Carolina, 2008)  
Strength & Conditioning.....Mike Strouhal (University of Saint Mary, 2003)  
Managers.....Zach Barr  
.....Michael McCann  
.....Cale Petrie  
.....Hayden Sutton

### HISTORY

First Year of Arkansas Baseball.....1897  
Years of Varsity Baseball at Arkansas.....94  
(1897, 1901-03, 05, 08-16, 19-20, 22-29, 47-16)  
All-Time Program Record.....2,103-1,344-6 (.610)  
All-Time Conference Record/Years.....SEC: 361-360 (.501)/25  
SWC: 264-205 (.563)/24  
Combined: 625-565 (.525)/49  
Conference Titles/Years.....SEC Overall: 2/1999, 2004  
SEC Western Division: 4/1999, 2004, 2007, 2011  
SWC: 2/1989, 1990  
Conference Tournament Record/Years.....SEC: 28-37 (.431)/21  
SWC: 18-25 (.419)/14  
Combined: 46-62 (.426)/35  
Conference Tournament Titles/Years.....SEC: None  
SWC: 1/1985  
NCAA Postseason Appearances.....28  
(1973, 79-80, 83, 85-90, 95-96, 98-99, 2002-15)  
NCAA Postseason Record.....71-61 (.538)  
College World Series Appearances.....8  
(1979, 1985, 1987, 1989, 2004, 2009, 2012, 2015)  
College World Series Record.....11-16 (.407)  
NCAA Super Regional Appearances.....6  
(2002, 2004, 2009, 2010, 2012, 2015)  
NCAA Super Regional Record.....9-6 (.600)  
NCAA Regional Appearances.....27  
NCAA Regional Record.....51-39 (.567)  
Overall NCAA Regional Hosts.....5 (1999, 2004, 2006, 2007, 2010)  
Best NCAA Finish.....1979 National Runner-up

## GAME CREDENTIALS

Members of the media should contact John Thomas to request individual game credentials for Razorback home games. Credential requests should be made no later than noon (CT) the day before the scheduled contest and should be directed by e-mail to Thomas. Credential requests for away games should be made to the communications contact of the home team. Only fully accredited personnel directly involved in the coverage of the game will be admitted. Credentials are non-transferable.

## INTERVIEW POLICIES

Please direct all requests for interviews with coaches and players to John Thomas. For home SEC weekends, Coach Dave Van Horn will hold his weekly press conference on Thursday with players and assistant coaches available following Thursday's practice. On road SEC weekends, Coach Van Horn will hold his weekly press conference on Wednesday with players and assistant coaches available following Wednesday's practice. Players are not available for interviews on gamedays, except for post-game interviews. Post-game press conferences are held in the indoor Pitching Development Center located down the third base line. Coach Van Horn and two or three most requested Razorback players will address the media. In the event of a doubleheader, the only Arkansas player available between games for interviews is the starting pitcher of game one. The Arkansas clubhouse is off limits to the media at all times.

## E-MAIL UPDATES

Members of the media may request to be added to the Arkansas communications baseball e-mail group. Subscribers will receive game notes, game stories and other information. To subscribe, send a request to John Thomas. Please identify yourself and your organization in your request as this service is only available to members of the media.

## GAMEDAY MEDIA SERVICES

The Arkansas communications staff provides scorecards, rosters, updated statistics and results for each team in the Baum Stadium press box prior to home games. Box scores, play-by-play and any postgame notes are disseminated approximately 10 minutes after the conclusion of the game. An Associated Press-style game story is also produced by the communications office. Members of the media may request these stories be sent to their organization via e-mail by contacting a member of the communications office.

## WIRELESS INTERNET

The Baum Stadium press box is equipped with wireless internet for use by the media. Media members should log on to the "UARK Media" network by using a password that will be provided at the stadium.

## GAMEDAY LIVE STATS

Live in-game stats will be provided at <http://arkansas.statbroadcast.com>.

## FACILITIES/PARKING

The Arkansas baseball team conducts all games at Baum Stadium at George Cole Field. Baum Stadium is located just off Razorback Road south of Martin Luther King, Jr., Boulevard. There is space for media parking on game day. Only cars with a parking credential will be allowed access to the parking lot.

## PHOTOGRAPHERS

No cameras are allowed on the Baum Stadium playing surface during games. Photographers are encouraged to use the photo wells at the end of each dugout and behind home plate.

## ARKANSAS ATHLETIC COMMUNICATIONS

The University of Arkansas athletic communications office is located on the main floor of Bud Walton Arena behind the Hog Heaven Store with office hours from 8 a.m. to 5 p.m., Monday through Friday. You can often reach us at Bud Walton after hours, but if not, please leave a message on our voice mail system.

Office: 479-575-2751 | Cell: 479-313-2564  
Fax: 479-575-7481 | Press Row: 479-575-6622

Mailing Address  
Razorbacks Communications  
P.O. Box 7777  
Fayetteville, AR 72702-7777

# 2017 Schedule and Results

	Opponent	Score	WP	LP	SV	Attend	Time
<b>FEBRUARY</b>							
17	Miami (Ohio)	W, 7-0	B. Knight	C. Gnetz	--	9443	3:02
18	Miami (Ohio)	W, 5-1	T. Stephan	Z. Spears	--	10,891	2:37
19	Miami (Ohio)	W, 11-1	K. Kopps	G. Hartwig	--	9,020	3:12
24	Bryant	W, 11-8	D. Taccolini	M. Knych	J. Alberius	6,921	4:08
25	Bryant	W, 13-7	T. Stephan	S. Theetge	--	7,351	3:53
26	Bryant	W, 16-6	D. Taccolini	V. Morgese	--	6,529	4:04
28	at Louisiana Tech	L, 4-3	Ahlrich	J. Alberius	N. Harris	3,129	2:36
<b>MARCH</b>							
1	at Louisiana Tech	W, 13-10	B. Loseke	Z. Hamilton	--	2,901	3:25
3	vs. #5 Arizona	L, 3-0	J. Cloney	B. Knight	C. Ming	--	2:54
4	vs. Nebraska	W, 15-5	T. Stephan	J. Hohensee	--	10,102	3:45
5	vs. #14 Oklahoma State	L, 8-3	J. Elliott	J. Alberius	Cowan	8,120	3:31
7	ULM	W, 12-2	D. Taccolini	C. Hendrix	--	6,285	2:45
8	ULM	W, 11-2	K. Murphy	K. Backofen	--	6,347	2:41
10	Rhode Island	W, 5-2	B. Loseke	B. Whitman	--	--	3:27
	Rhode Island	W, 3-2	C. Chadwick	T. Barss	--	7,482	2:37
12	Rhode Island	L, 3-0	M. Murphy	J. Alberius	T. Barss	6,410	2:35
14	Alcorn State	W, 3-2	C. Chadwick	A. Acosta	--	6,143	2:57
15	Alcorn State	W, 11-3	K. Murphy	D. Belmont	--	6,211	2:56
17	Mississippi State*	W, 3-1	B. Knight	K. Pilkington	C. Chadwick	7,230	2:46
18	Mississippi State*	W, 5-4	T. Stephan	P. Plumlee	C. Chadwick	8,341	3:18
19	Mississippi State*	W, 6-1	J. Alberius	J. Mangum	D. Taccolini	7,828	2:50
22	New Orleans	W, 5-2	B. Loseke	C. DeMayo	K. Kopps	6,819	2:47
24	at #18 Missouri*	W, 9-2	B. Knight	T. Houck	D. Taccolini	638	3:07
25	at #18 Missouri*	L, 7-2	T. Sikkema	T. Stephan	--	711	3:08
26	at #18 Missouri*	W, 9-8	J. Alberius	A. Toelken	--	2,229	3:34
29	Grambling State			CANCELLED			
31	at Alabama*	W, 7-1	B. Knight	J. Walters	--	4,894	3:15
<b>APRIL</b>							
1	at Alabama*	L, 7-1	D. Duarte	T. Stephan	--	4,202	3:13
2	at Alabama*	W, 8-5	C. Chadwick	G. Suchey	--	4,483	3:39
4	Grand Canyon	W, 11-2	W. Rogers	G. Benavides	--	--	3:32
5	Grand Canyon	W, 6-2	K. Murphy	T. Hansen	--	6,318	3:04
7	#13 LSU*	W, 9-3	B. Knight	A. Lange	--	10,741	3:58
8	#13 LSU*	L, 10-8	M. Beck	C. Chadwick	H. Newman	11,827	3:49
9	#13 LSU*	L, 2-0	E. Walker	J. Alberius	--	9,016	2:30
11	at Missouri State	W, 12-4	M. Cronin	N. Witherspoon	--	2,540	4:05
13	Georgia*	W, 14-4	B. Knight	B. Brown	--	7,719	3:31
14	Georgia*	W, 5-4 (10 innings)	J. Reindl	B. Cairnes	--	8,263	4:08
15	Georgia*	W, 11-3	K. Kopps	C. Adkins	--	9,143	3:31
18	Memphis	W, 16-7	M. Cronin	T. Bobo	--	6,872	3:37
19	vs. Memphis	W, 2-0	K. Murphy	A. Hicks	J. Alberius	8,974	2:24
21	at #10 Auburn*	L, 15-2	K. Thompson	B. Knight	C. Coker	3,472	2:57
22	at #10 Auburn*	W, 7-3	C. Chadwick	A. Mitchell	J. Reindl	3,464	3:33
23	at #10 Auburn*	L, 11-6	A. Mitchell	C. Chadwick	--	2,663	3:26
25	vs. Kansas State	W, 6-5 (10 innings)	J. Kostyshock	T. Eckberg	--	2,988	4:25
27	Ole Miss*	L, 9-1	J. McArthur	B. Knight	--	7,419	2:55
28	Ole Miss*	L, 4-1	R. Rolison	T. Stephan	D. Woolfork	--	2:58
	Ole Miss*	W, 7-4	J. Reindl	W. Stokes	E. Lee	8,492	3:07
<b>MAY</b>							
4	at Tennessee*	--	Knoxville, Tenn.	--	SECN	--	6 p.m.
5	at Tennessee*	--	Knoxville, Tenn.	--	--	--	5 p.m.
6	at Tennessee*	--	Knoxville, Tenn.	--	SECN	--	12 p.m.
12	Vanderbilt*	--	Baum Stadium	--	SECN+	--	6:32 p.m.
13	Vanderbilt*	--	Baum Stadium	--	SECN+	--	6:02 p.m.
14	Vanderbilt*	--	Baum Stadium	--	SECN+	--	1:02 p.m.
18	at Texas A&M*	--	College Station, Texas	--	--	--	6:30 p.m.
19	at Texas A&M*	--	College Station, Texas	--	--	--	6:30 p.m.
20	at Texas A&M*	--	College Station, Texas	--	SECN	--	11 a.m.

# TV/Radio Roster




**JARED GATES**  
Jr. • 6-0 • 190 • L/R  
INF • Wichita, Kan.



**MATT BURCH**  
Fr. • 5-8 • 175 • L/R  
INF • Gurnee, Ill.




**CODY SCROGGINS**  
So. • 6-0 • 185 • R/R  
RHP • Bentonville, Ark.




**HUNTER WILSON**  
Jr. • 5-10 • 170 • L/R  
INF • Spiro, Okla.



**JACK KENLEY**  
Fr. • 6-0 • 180 • L/R  
INF • Germantown, Tenn.




**ERIC COLE**  
So. • 5-11 • 195 • S/R  
OF • Southlake, Texas




**JAX BIGGERS**  
So. • 5-11 • 175 • L/R  
INF • Missouri City, Texas



**JOSH ALBERIUS**  
R-Sr. • 5-11 • 180 • R/R  
RHP • Little Rock, Ark.



**KEATON MCKINNEY**  
Jr. • 6-5 • 225 • R/R  
RHP • Ankeny, Iowa




**ALEX RONNEBAUM**  
Fr. • 6-4 • 195 • L/R  
INF • Overland Park, Kan.



**JORDAN MCFARLAND**  
Fr. • 6-3 • 220 • R/R  
INF/OF • Waterloo, Ill.



**JAKE ARLEDGE**  
Sr. • 5-9 • 180 • R/R  
OF • Huntington Beach, Calif.



**BLAINE KNIGHT**  
So. • 6-3 • 165 • R/R  
RHP • Bryant, Ark.



**LUKE BONFIELD**  
Jr. • 6-3 • 215 • R/R  
OF • Skillman, N.J.



**ANTHONY DAHL**  
So. • 6-4 • 200 • R/R  
RHP • Angleton, Texas



**CARSON SHADDY**  
R-Jr. • 5-11 • 185 • R/R  
3B/C/OF • Fayetteville, Ark.



**KACEY MURPHY**  
So. • 6-0 • 190 • L/L  
LHP • Rogers, Ark.



**CHAD SPANBERGER**  
Jr. • 6-3 • 240 • L/R  
INF/OF • Granite City, Ill.




**DOMINIC TACCOLINI**  
Sr. • 6-3 • 220 • R/R  
RHP • Sugar Land, Texas




**EVAN LEE**  
Fr. • 6-2 • 190 • L/L  
LHP/OF • Bryant, Ark.



**DOMINIC FLETCHER**  
Fr. • 5-9 • 175 • L/L  
OF • Cypress, Calif.



**ANGUS DENTON**  
Fr. • 5-11 • 160 • R/R  
RHP • Beebe, Ark.




**BRENDEN HEISS**  
Fr. • 6-1 • 190 • R/R  
RHP • Algonquin, Ill.




**MATT CRONIN**  
Fr. • 6-2 • 190 • L/L  
LHP • Navarre, Fla.




**GRANT KOCH**  
So. • 6-0 • 195 • R/R  
C • Fayetteville, Ark.



**JAKE REINDL**  
So. • 6-1 • 200 • R/R  
RHP • Fayetteville, Ark.



**JACOB KOSTYSHOCK**  
Fr. • 6-4 • 175 • R/R  
RHP • O'Fallon, Mo.



**CANNON CHADWICK**  
Sr. • 6-0 • 195 • R/R  
RHP • Paris, Texas



**WESTON ROGERS**  
So. • 6-4 • 215 • L/L  
LHP • Springdale, Ark.



**JORDAN RODRIGUEZ**  
Sr. • 5-11 • 190 • L/L  
LHP • Houston, Texas




**DYLAN THOMPSON**  
Fr. • 6-3 • 195 • L/L  
LHP • Little Rock, Ark.




**JAXON WILLIAMS**  
Fr. • 5-8 • 165 • R/R  
INF • Rosenberg, Texas




**SAMMY BLAIR**  
Fr. • 5-9 • 175 • R/R  
OF • Navasota, Texas



**ALEX GOSSER**  
Sr. • 6-0 • 215 • L/R  
C • North Little Rock, Ark.




**KEVIN KOPPS**  
R-Fr. • 6-0 • 195 • R/R  
RHP • Sugar Land, Texas




**BARRETT LOSEKE**  
So. • 6-0 • 180 • R/R  
RHP • Tulsa, Okla.



**TREVOR STEPHAN**  
Jr. • 6-5 • 225 • R/R  
RHP • Magnolia, Texas



**HARRISON HEFFLEY**  
Fr. • 6-3 • 180 • L/L  
LHP • Rogers, Ark.




**BEN BAILEY**  
Fr. • 5-10 • 180 • L/R  
C • North Little Rock, Ark.



**LUCAS KRULL**  
Fr. • 6-7 • 242 • L/L  
LHP • Shawnee, Kan.




**JACKSON RUTLEDGE**  
Fr. • 6-4 • 180 • L/L  
LHP • Benton, La.



**NOAH MILLER**  
Fr. • 6-4 • 180 • R/R  
RHP • Van Buren, Ark.



**ISAIAH CAMPBELL**  
So. • 6-4 • 220 • R/R  
RHP • Olathe, Kan.



**DAVE VAN HORN**  
Head Coach  
15th Season



**TONY VITELLO**  
Assistant Coach  
4th Season



**WES JOHNSON**  
Assistant Coach  
1st Season