



ARKANSAS Baseball Game Notes

8 College World Series Appearances • 6 NCAA Super Regional Appearances
28 NCAA Tournament Appearances • 2 SEC Regular Season Titles • 4 SEC Western Division Titles

'17 SCHEDULE & RESULTS

FEBRUARY

| | | |
|----|-------------------|---------|
| 17 | MIAMI (OHIO) | W, 7-0 |
| 18 | MIAMI (OHIO) | W, 5-1 |
| 19 | MIAMI (OHIO) | W, 11-1 |
| 24 | BRYANT | W, 11-8 |
| 25 | BRYANT | W, 13-7 |
| 26 | BRYANT | W, 16-6 |
| 28 | at Louisiana Tech | L, 4-3 |

MARCH

| | | |
|----|---|-----------|
| 1 | at Louisiana Tech | W, 13-10 |
| 3 | vs. No. 5 Arizona (Frisco, Texas) | L, 3-0 |
| 4 | vs. Nebraska (Frisco, Texas) | W, 15-5 |
| 5 | vs. No. 30 Oklahoma St. (Frisco, Texas) | L, 8-3 |
| 7 | ULM | W, 12-2 |
| 8 | ULM | W, 11-2 |
| 10 | RHODE ISLAND (DH) | W, 5-2 |
| | RHODE ISLAND (DH) | W, 3-2 |
| 12 | RHODE ISLAND | L, 3-0 |
| 14 | ALCORN ST. | W, 3-2 |
| 15 | ALCORN ST. | W, 11-3 |
| 17 | MISSISSIPPI ST.* | W, 3-1 |
| 18 | MISSISSIPPI ST.* | W, 5-4 |
| 19 | MISSISSIPPI ST.* | W, 6-1 |
| 22 | NEW ORLEANS | W, 5-2 |
| 24 | at No. 18 Missouri* | W, 9-2 |
| 25 | at No. 18 Missouri* | L, 7-2 |
| 26 | at No. 18 Missouri* | W, 9-8 |
| 29 | GRAMBLING ST. | Cancelled |
| 31 | at Alabama* | W, 7-1 |

APRIL

| | | |
|----|-----------------------------------|------------------|
| 1 | at Alabama* | L, 7-1 |
| 2 | at Alabama* | W, 8-5 |
| 4 | GRAND CANYON | W, 11-2 |
| 5 | GRAND CANYON | W, 6-1 |
| 7 | No. 13 LSU* | W, 9-3 |
| 8 | No. 13 LSU* | L, 10-8 |
| 9 | No. 13 LSU* | L, 2-0 |
| 11 | at No. 28 Missouri St. | W, 12-4 |
| 13 | GEORGIA* | W, 14-4 |
| 14 | GEORGIA* | W, 5-4 (10 inn.) |
| 15 | GEORGIA* | W, 11-3 |
| 18 | MEMPHIS | W, 16-7 |
| 19 | vs. Memphis (NLR, Ark.) | W, 2-0 |
| 21 | at No. 10 Auburn* | L, 15-2 |
| 22 | at No. 10 Auburn* | W, 7-3 |
| 23 | at No. 10 Auburn* | L, 11-6 |
| 25 | vs. Kansas St. (Kansas City, Mo.) | W, 6-5 (10 inn.) |
| 27 | OLE MISS* | L, 9-1 |
| 28 | OLE MISS (DH)* | L, 4-1 |
| | OLE MISS (DH)* | W, 7-4 |

MAY

| | | |
|-----------|-------------------------------|-----------|
| 4 | at Tennessee* | L, 5-4 |
| 6 | at Tennessee* | W, 2-0 |
| 12 | No. 25 VANDERBILT* | 6 p.m. |
| 13 | No. 25 VANDERBILT* | 6 p.m. |
| 14 | No. 25 VANDERBILT* | 1 p.m. |
| 18 | at Texas A&M* | 6:30 p.m. |
| 19 | at Texas A&M* | 6:30 p.m. |
| 20 | at Texas A&M* | 11 a.m. |
| May 23-28 | SEC Tournament (Hoover, Ala.) | TBA |

All times Central; Home game in BOLD; * - SEC Game

MAY 12 - 14 VS. VANDERBILT | FAYETTEVILLE, ARK. / BAUM STADIUM



VANDERBILT COMMODORES

| | |
|---------------|-----------------------|
| Record | 29-19 |
| Ranking | 25 |
| Last Season | 43-19 |
| Head Coach | Tim Corbin |
| Career Record | 745-447 (20th Season) |
| Record at VU | 639-309 (15th Season) |



ARKANSAS RAZORBACKS

| | |
|--------------------|-------------------------|
| Record | 35-13 |
| Ranking | 16 |
| Last Season | 26-29 |
| Head Coach | Dave Van Horn |
| Career Record | 1,170-577 (29th season) |
| Record at Arkansas | 585-337 (15th Season) |

SERIES BY THE NUMBERS (2017 STATS)

| VANDERBILT | OFFENSE | ARKANSAS | VANDERBILT | PITCHING/DEFENSE | ARKANSAS |
|------------|------------------|-----------|------------|----------------------|----------|
| .274 | Batting Avg. | .286 | 3.53 | ERA | 3.88 |
| .411 | Slugging Pct. | .447 | 434.0 | Innings Pitched | 425.0 |
| .378 | On-Base Pct. | .373 | 3 | Complete Games | 1 |
| .86 | Doubles | .68 | 12 | Saves | 9 |
| .12 | Triples | .09 | 2.53 | Strikeout/Walk Ratio | 2.97 |
| .38 | Home Runs | .60 | .222 | Opponent's Avg. | .239 |
| .246 | Walks | .192 | .47 | Errors | .39 |
| .44-of-67 | Stolen Bases/Att | .21-of-33 | .37 | Double Plays | .32 |

All-time Series: Arkansas leads 29-26; All-time Series in Fayetteville: Arkansas leads 16-10
All-time Series in Nashville: Arkansas leads 13-11; All-time Series in Neutral Sites: Vanderbilt leads 5-0

RAZORBACK NOTES

SENIOR WEEKEND AT BAUM PITS HOGS

AGAINST COMMODORES - Arkansas remains in the mix for not only the SEC Western Division title, but also the SEC overall title when it faces Vanderbilt for a three-game series this weekend, its final slate of regular-season home games for the 2017 season. At 14-9, the Hogs are a game and a half back of Western Division leader Mississippi State and Eastern Division leader Florida. Arkansas hasn't faced the Commodores since 2015, a three-game sweep for Vanderbilt, but clinched the series in 2014 in Fayetteville. Both teams are even in series wins (2-2) over the other since 2010.

STEPHAN EARNS CONFERENCE AND NATIONAL PITCHER OF THE WEEK HONORS - Junior Trevor Stephan turned in one of the best pitching performances of the year last week against Tennessee, throwing a complete seven-inning one-hitter en route to claiming not only SEC Pitcher of the Week honors, but also National College Baseball Writers' (NCBWA) National Pitcher of the Week honors. It was the first one-hitter by a Hog pitcher since Brett Eibner in 2009 and his third

outing this year with 10 or more strikeouts. In four of his last five starts, the Magnolia, Texas native has struck out five or more batters and three times gone six or more innings.

Stephan's Last Five Starts

| Opponent | IP | ER | BB | K |
|--------------|-----|----|----|----|
| LSU | 7.0 | 2 | 0 | 7 |
| Georgia | 4.2 | 2 | 0 | 6 |
| at Auburn | 1.1 | 3 | 1 | 5 |
| Ole Miss | 6.0 | 3 | 1 | 5 |
| at Tennessee | 7.0 | 0 | 2 | 11 |

FLETCHER BREAKS OUT - Freshman Dominic Fletcher hasn't needed long to get used to the college game. The California native has started in centerfield for 40 of Arkansas' 48 games and is hitting .279 with eight home runs. The long ball total is the most by a Razorback freshman since Zach Cox had 13 during the 2009 season, setting the Arkansas freshman record. Last week at Tennessee, Fletcher provided both home runs for the Razorbacks, including the solo shot in the fifth inning of game two that pushed Arkansas ahead for good in the 2-0 win.

MLB (8)

| Name | Years at Arkansas | Club |
|-------------------|-------------------|---------------------|
| Barrett Astin | 2011-13 | Cincinnati |
| Andrew Benintendi | 2014-15 | Boston |
| Logan Forsythe | 2006-08 | Los Angeles Dodgers |
| Craig Gentry | 2005-06 | Baltimore |
| Dallas Keuchel | 2007-09 | Houston |
| James McCann | 2009-11 | Detroit |
| Blake Parker | 2004-06 | Los Angeles Angels |
| Drew Smyly | 2009-10 | Seattle |

AAA (5)

| Name | Years at Arkansas | Club |
|----------------|-------------------|---------------------|
| D.J. Baxendale | 2010-12 | Rochester (MIN) |
| Mike Bolsinger | 2008-10 | Buffalo (TOR) |
| Brett Eibner | 2008-10 | Oklahoma City (LAD) |
| Matt Reynolds | 2010-12 | Las Vegas (NYM) |
| Ryne Stanek | 2011-13 | Durham (TB) |

AA (5)

| Name | Years at Arkansas | Club |
|--------------------|-------------------|--------------------|
| Brian Anderson | 2012-14 | Jacksonville (MIA) |
| Jalen Beeks | 2013-14 | Portland (BOS) |
| Zack Cox | 2009-10 | Erie (DET) |
| Dominic Ficociello | 2011-13 | Erie (DET) |
| Nolan Sanburn | 2011-12 | Birmingham (CWS) |

A-Advanced (3)

| Name | Years at Arkansas | Club |
|----------------|-------------------|--------------------------|
| Michael Bernal | 2014-16 | San Jose (SF) |
| Trey Killian | 2013-15 | Lancaster JetHawks (COL) |
| Jacob Morris | 2011-13 | Winston-Salem (CWS) |

A (4)

| Name | Years at Arkansas | Club |
|--------------|-------------------|------------------|
| Zach Jackson | 2014-16 | Lansing (TOR) |
| Tyler Spoon | 2013-15 | Greenville (BOS) |
| James Teague | 2014-16 | Delmarva (BAL) |
| Bobby Wernes | 2014-15 | Quad City (HOU) |

A-Short (1)

| Name | Years at Arkansas | Club |
|-------------|-------------------|---------------------|
| Clark Eagan | 2014-16 | West Virginia (PIT) |

Rookie (2)

| Name | Years at Arkansas | Club |
|----------------|-------------------|-----------------|
| Tucker Pennell | 2015-16 | AZL Padres (SD) |
| Doug Willey | 2016 | Orem (LAA) |

QUICK HITS - The Razorbacks are coming off a two-game series split at Tennessee last week. Heavy rains dampened the series from Thursday through Saturday, but the Hogs were able to salvage the split with a 2-0 victory in the final game. Arkansas has yet to be swept in a series this year.

- Dominic Fletcher led all Arkansas hitters last week, going 5-for-7 (.714) against the Volunteers with two home runs and three runs scored.

- First baseman Chad Spanberger is 3-for-9 (.333) in his career against Vanderbilt with a double and a triple coming back in 2015.

- The Hogs are 33-5 when scoring three or more runs this season and 30-2 when scoring five or more runs.

- The Razorbacks continue to lead the league with 60 home runs and 467 batters struck out.

• Arkansas has four players with eight or more home runs this season, more than any other team in the SEC.

SPANBERGER CONTINUES TO CRUSH - Junior Chad Spanberger has been one of Arkansas' best bats in conference play and among the best among all SEC players since league play began. In 23 SEC games, Spanberger is hitting .323 with a team-leading seven home runs and an SEC leading 29 RBIs. His performance is a far cry from his sophomore season as he has already surpassed his totals in hits, home runs, RBIs, and walks and his average is up 65 points.

Spanberger In SEC Play

| | 2016 (20 games) | 2017 (23 games) |
|------|-----------------|-----------------|
| AVG. | .258 | .323 |
| R | 7 | 19 |
| H | 16 | 32 |
| 2B | 1 | 4 |
| 3B | 0 | 0 |
| HR | 3 | 7 |
| RBI | 8 | 29 |
| BB | 6 | 7 |

GRANT KOCH'S BAT AWAKENS - Catcher Grant Koch hadn't hit a home run since April 8 against LSU, but he broke his bat out in a big way last against Ole Miss. Koch hit two home runs over both games of a double-header and totaled three RBIs in the 7-4 series finale win. It was the seventh game this year that Koch had three or more RBIs in a game and he's the fifth Razorback to hit home runs in back-to-back games this season.

EVAN LEE KEEPS COMING UP BIG - Two-way player Evan Lee proved just how versatile he could be against Kansas State when he drove in three of Arkansas' six runs in its 6-5, 10-inning victory. Lee pinch hit for Jake Arledge in the fifth, driving in two. It was his fourth time this season to pinch-hit and he had drawn walks each time before. On April 14, Lee scored the walk-off run against Georgia after pinch hitting in the ninth. He also earned his first collegiate save against Ole Miss (April 28), needing six pitches to get the final three outs.

REINDL MOVING UP THE LADDER - Sophomore Jake Reindl has been one of Arkansas' strongest arms out of the bullpen as of late and it may mean a more expanded role in the weeks to come. In 15 of his 16 appearances this year, Reindl hasn't given up more than two earned runs and has nine scoreless outings, seven consisting of two or more innings. In four of his last nine appearances, the sophomore has totaled five strikeouts, all against SEC opponents (Alabama, LSU, Auburn, Ole Miss). Reindl was particularly effective against Ole Miss, going a career-long 6.1 innings out of the bullpen, scattering six hits, allowing one run, and striking out five.

JOHNSON SELECTED TO COACH IN TEAM USA DEVELOPMENT PROGRAM - Arkansas pitching coach Wes Johnson was selected as part of the coaching staff for the 2017 17U National Team Development Program (NTDP) earlier this week. Johnson will serve as the pitching coach for the "Stars" team under current University of North Carolina head coach Mike Fox and will coach alongside former Major League Baseball veteran

2017 SEC STANDINGS

| | | Conference | | | | Overall | | | Last 10 | Streak |
|---------|-------------------|------------|----------|-------------|------------|-----------|-----------|-------------|------------|-----------|
| | | W | L | Win% | GB | W | L | Win% | | |
| WESTERN | Mississippi State | 16 | 8 | .667 | -- | 32 | 17 | .653 | 7-3 | W2 |
| | LSU | 15 | 9 | .625 | 1.0 | 32 | 17 | .653 | 6-4 | L1 |
| | Arkansas | 14 | 9 | .609 | 1.5 | 35 | 13 | .729 | 5-5 | W1 |
| | Auburn | 14 | 10 | .583 | 2.0 | 32 | 18 | .640 | 3-7 | L4 |
| | Texas A&M | 14 | 10 | .583 | 2.0 | 34 | 15 | .694 | 7-3 | L2 |
| | Ole Miss | 11 | 13 | .458 | 5.0 | 29 | 20 | .592 | 5-5 | L3 |
| | Alabama | 5 | 19 | .208 | 11.0 | 18 | 29 | .383 | 3-7 | W3 |
| EASTERN | Florida | 16 | 8 | .667 | -- | 35 | 14 | .714 | 9-1 | L1 |
| | Kentucky | 15 | 9 | .625 | 1.0 | 33 | 16 | .673 | 6-4 | W1 |
| | Vanderbilt | 12 | 11 | .522 | 3.5 | 29 | 19 | .604 | 6-4 | L1 |
| | South Carolina | 11 | 13 | .458 | 5.0 | 28 | 19 | .596 | 5-5 | W1 |
| | Missouri | 9 | 15 | .375 | 7.0 | 29 | 20 | .592 | 2-8 | L1 |
| | Tennessee | 7 | 15 | .318 | 8.0 | 25 | 19 | .568 | 6-4 | W1 |
| | Georgia | 7 | 17 | .292 | 9.0 | 20 | 29 | .408 | 5-5 | W2 |

This is
BASEBALL

MORE RAZORBACK NOTES

Ernie Young, who will serve as the assistant coach. Fox will be the head coach for the 17U team this summer.

LETHAL WITH TWO OUTS - Arkansas has been one of the SEC's best hitting teams with two outs this year. In just the series against Georgia, Hog hitters hit .409 with two outs and .385 with runners on base. In 5-4, 10-inning victory of game two, all of the Razorbacks' runs except the winning run were scored with two outs, including Luke Bonfield's go-ahead home run in the seventh. In its last 10 games, Arkansas, as a team, is hitting .261 with two outs with Grant Koch leading the way with a .385 average and five RBIs.

RANKINGS CHECK - Arkansas remains as high as No. 15 in the Perfect Game and Collegiate Baseball Magazine polls this week. The Razorbacks have been in the top 15 in at least one poll for six straight weeks. In the important Ratings Percentage Index (RPI), Arkansas is up to No. 14, the fourth-highest SEC team.

KNIGHT NAMED TO GOLDEN SPIKES WATCH LIST - Sophomore right-handed pitcher Blaine Knight was one of 40 players across the nation named to the Golden Spikes Award Midseason Watch List last month. Knight follows former teammate Zach Jackson, who was on the preseason watch list last year, and former Hog outfielder Andrew Benintendi, who won the award in 2015 as the nation's top player. Knight has six wins on the year, five in conference play and has the third-best strikeout-to-walk ratio (5.54) in the conference, 36th in the nation.

KACEY MURPHY LOCKS IN - Kacey Murphy has been one of the bright spots in Arkansas' bullpen this year and has translated that into some key weekend appearances. Having started in seven of his last 11 appearances, with six of those seven starts coming in midweek games, Murphy has built up a 3.41 ERA, allowing no more than three runs in any of those last 11 appearances. Against Grand Canyon (April 5), Murphy struck out a career-high 10 batters over four innings, without allowing a run or a walk. It's the second time this year he's struck out nine or more batters and is one of four Razorbacks with at least one 10+ strikeout performance this year. Against Memphis, Murphy no-hit the Tigers into the seventh inning, before a bunt single became the first hit. The seven innings was still a career-long.

SOOOOEVILLE SLUGGERS - The Razorbacks have been hitting home runs at an unreal pace this year. Currently leading the SEC with 60 home runs this year, the Hogs have eight more home runs than Kentucky, which is second in the league in long balls. The 60 homers is also the 15th-most in the country. Arkansas is the only team in the SEC with five players with six or more home runs this year and two with 10 or more. Catcher Grant Koch leads all Razorbacks with 11 home runs on the year, sixth in the conference. Chad Spanberger isn't far behind at 10, while Carson Shaddy sits at eight home runs, remaining in the top-10 in the SEC.

| Total HR | Total Runs | Pct. of Runs |
|----------|------------|--------------|
| 60 | 327 | 31% |

THE DARK KNIGHT RISES - Sophomore Blaine Knight has been the Friday night starter since Opening Day for the Razorbacks, but his numbers have improved since hitting conference play. In his first three starts of 2017, Knight only had one quality start and totaled one victory. In five of his last seven starts, Knight has five quality outings, all against SEC teams (Mississippi State, Missouri, Alabama, No. 13 LSU, Georgia) and has struck out five or more batters all five times. He just missed out on a quality outing against Ole Miss last week, but still struck out 10 batters in 7.1 innings, becoming the first Razorback since Jess Todd in 2007 to record three or more 10+ strikeout performances in a single season.

Knight's SEC Starts

| Opponent | IP | ER | BB | K |
|-------------------|-----|----|----|----|
| Mississippi State | 7.0 | 1 | 0 | 11 |
| at #18 Missouri | 6.0 | 2 | 1 | 7 |
| at Alabama | 8.0 | 1 | 0 | 7 |
| #13 LSU | 6.0 | 0 | 3 | 6 |
| Georgia | 6.0 | 1 | 1 | 5 |
| at #10 Auburn | 2.1 | 8 | 4 | 1 |
| Ole Miss | 7.1 | 5 | 2 | 10 |
| at Tennessee | 5.0 | 3 | 1 | 2 |

#PROHOGS ON OPENING DAY ROSTERS - Eight former Razorbacks are on Opening Day rosters as the 2017 Major League Baseball season gets underway this week. Outfielder Andrew Benintendi highlights the class as he's scheduled to start what will be his first full rookie season for the Boston Red Sox. Four players will be with new teams as Logan Forsythe starts his first year with the Dodgers, Craig Gentry with the Orioles, Blake Parker with the Angels and Drew Smyly with the Mariners.

#ProHogs in MLB

| Name | Team | Draft Year |
|-------------------|---------------------|------------|
| Barrett Astin | Cincinnati Reds | 2013 |
| Andrew Benintendi | Boston Red Sox | 2015 |
| Logan Forsythe | Los Angeles Dodgers | 2008 |
| Craig Gentry | Baltimore Orioles | 2006 |
| Dallas Keuchel | Houston Astros | 2009 |
| James McCann | Detroit Tigers | 2011 |
| Blake Parker | Los Angeles Angels | 2006 |
| Drew Smyly | Seattle Mariners | 2010 |

CALIFORNIA DREAMIN' - Senior Jake Arledge has made big strides in his second year with the Hogs compared to his first year. The senior is currently hitting .304 and already surpassed his home run, hit, walk, and RBI totals from 2016. Earlier in the year, his career-long 14-game hitting streak from Feb. 25-March 15 is still the third-longest streak in the conference this year.

Arledge By The Numbers

| | 2016 (40 games) | 2017 (44 games) |
|------|-----------------|-----------------|
| AVG. | .245 | .304 |
| R | 28 | 37 |
| H | 26 | 48 |
| 2B | 6 | 4 |
| 3B | 3 | 1 |
| HR | 2 | 3 |
| RBI | 11 | 25 |
| BB | 21 | 25 |

NONE SHALL PASS - After 48 games of the regular season, Arkansas pitchers have boasted some of the best strikeout-to-walk ratios in the country. As a team, the Razorbacks have allowed 157 walks, compared to 467 strikeouts, good for a 2.97 ratio, which is 13th in the country and third in the SEC. Sophomore Blaine Knight has allowed just 13 walks in his 12 appearances. Junior Trevor Stephan has practically matched those numbers as he has 13 walks to 82 strikeouts, leading all Hog pitchers.

SEC Leaders - Strikeout-to-Walk Ratio

| Rank | Name (Team) | K/BB |
|------|----------------------------------|-------------|
| 1 | Casey Mize (Auburn) | 10.75 |
| 2 | Trevor Stephan (Arkansas) | 5.86 |
| 3 | Blaine Knight (Arkansas) | 5.54 |
| 4 | Hunter Martin (Tennessee) | 5.50 |
| 5 | Michael Plassmeyer (Missouri) | 5.44 |

GETTING BETTER WITH TIME - Junior pitcher Trevor Stephan had only been a pitcher for two seasons before arriving at Arkansas, but he continues to look like a seasoned vet with each outing. Stephan has been the Saturday starter for all 12 weekends this year and has only given up more than two earned runs three times. Stephan currently leads all Hog pitchers with a 3.14 ERA and a 5-3 record. He currently has the second-most strikeouts per nine innings (11.7) in the conference. His 13 strikeouts against Rhode Island were the most by a Razorback since Jess Todd had 17 in the 2007 SEC Tournament against South Carolina and his 50 strikeouts through the first 30 games was the most by a Razorback since Nick Schmidt, an All-American, totaled 56 through seven starts in the 2006 season.

Baseball America

Week 12 (May 8)

| | |
|-------------------------|--------------|
| 1. Oregon State | 38-4 |
| 2. Louisville | 42-6 |
| 3. North Carolina | 37-9 |
| 4. Texas Tech | 39-13 |
| 5. TCU | 35-11 |
| 6. Mississippi State | 32-17 |
| 7. Florida | 35-13 |
| 8. Long Beach State | 30-15 |
| 9. Kentucky | 32-16 |
| 10. Stanford | 30-13 |
| 11. Clemson | 35-12 |
| 12. Virginia | 36-11 |
| 13. Auburn | 32-17 |
| 14. Cal State Fullerton | 28-16 |
| 15. LSU | 32-16 |
| 16. Wake Forest | 32-14 |
| 17. Arizona | 31-15 |
| 18. Arkansas | 35-13 |
| 19. Southern Miss | 37-12 |
| 20. Texas A&M | 34-15 |
| 21. Michigan | 35-11 |
| 22. St. John's | 34-8 |
| 23. USF | 37-10 |
| 24. Oklahoma | 32-17 |
| 25. Nebraska | 29-16 |

D1Baseball.com

Week 12 (May 8)

| | |
|-------------------------|--------------|
| 1. Oregon State | 38-4 |
| 2. Louisville | 42-6 |
| 3. North Carolina | 37-9 |
| 4. Texas Tech | 39-13 |
| 5. Florida | 35-13 |
| 6. TCU | 35-11 |
| 7. Mississippi State | 32-17 |
| 8. Clemson | 35-12 |
| 9. Kentucky | 32-16 |
| 10. Long Beach State | 30-15-1 |
| 11. LSU | 32-16 |
| 12. Stanford | 30-13 |
| 13. Virginia | 36-11 |
| 14. Auburn | 32-17 |
| 15. Cal State Fullerton | 28-16 |
| 16. Michigan | 35-11 |
| 17. Arizona | 31-15 |
| 18. Arkansas | 35-13 |
| 19. Texas A&M | 34-15 |
| 20. St. John's | 34-8 |
| 21. Wake Forest | 32-14 |
| 22. Southern Miss | 37-12 |
| 23. Loyola Marymount | 30-14 |
| 24. USF | 37-10 |
| 25. Old Dominion | 32-14 |

Perfect Game

Week 12 (May 8)

| | |
|-------------------------|--------------|
| 1. Oregon State | 38-4 |
| 2. Louisville | 42-6 |
| 3. North Carolina | 37-9 |
| 4. Texas Tech | 39-13 |
| 5. Florida | 35-13 |
| 6. Virginia | 36-11 |
| 7. TCU | 35-11 |
| 8. Clemson | 35-12 |
| 9. Kentucky | 32-16 |
| 10. Long Beach State | 30-15-1 |
| 11. LSU | 32-16 |
| 12. Stanford | 30-13 |
| 13. Mississippi State | 32-17 |
| 14. Cal State Fullerton | 28-16 |
| 15. Arkansas | 35-13 |
| 16. Auburn | 32-17 |
| 17. Michigan | 35-11 |
| 18. USF | 37-10 |
| 19. Arizona | 31-15 |
| 20. Houston | 30-17 |
| 21. Wake Forest | 32-14 |
| 22. Southern Miss | 37-12 |
| 23. Missouri State | 33-14 |
| 24. Texas A&M | 34-15 |
| 25. Maryland | 31-15 |

USA Today/ESPN

Week 12 (May 8)

| | |
|-------------------------|--------------|
| 1. Oregon State (31) | 38-4 |
| 2. Louisville | 42-6 |
| 3. North Carolina | 37-9 |
| 4. Texas Tech | 39-13 |
| 5. Florida | 35-13 |
| 6. TCU | 35-11 |
| 7. Clemson | 35-12 |
| 8. Kentucky | 32-16 |
| 9. Mississippi State | 32-17 |
| 10. Virginia | 36-11 |
| 11. LSU | 32-16 |
| 12. Long Beach State | 30-15-1 |
| 13. Stanford | 30-13 |
| 14. Auburn | 32-17 |
| 15. Cal State Fullerton | 28-16 |
| 16. Arkansas | 35-13 |
| 17. Michigan | 35-11 |
| 18. Arizona | 31-15 |
| 19. Texas A&M | 34-15 |
| 20. Wake Forest | 32-14 |
| 21. Southern Miss | 37-12 |
| 22. St. John's | 34-8 |
| 23. USF | 37-10 |
| 24. Missouri State | 33-14 |
| 25. Florida State | 31-18 |

Collegiate Baseball

Week 12 (May 8)

| | |
|-------------------------|--------------|
| 1. Oregon State | 38-4 |
| 2. Louisville | 42-6 |
| 3. North Carolina | 37-9 |
| 4. TCU | 35-11 |
| 5. Texas Tech | 39-13 |
| 6. Mississippi State | 32-17 |
| 7. Florida | 35-13 |
| 8. Kentucky | 32-16 |
| 9. Clemson | 35-12 |
| 10. LSU | 32-16 |
| 11. Stanford | 30-13 |
| 12. Long Beach State | 30-15-1 |
| 13. Missouri State | 33-14 |
| 14. Virginia | 36-11 |
| 15. Arkansas | 35-13 |
| 16. Auburn | 32-17 |
| 17. Kent State | 31-13 |
| 18. BYU | 29-14 |
| 19. Arizona | 31-15 |
| 20. St. John's | 34-8 |
| 21. Southern Miss | 37-12 |
| 22. Cal State Fullerton | 28-16 |
| 23. Wake Forest | 32-14 |
| 24. UT-Arlington | 29-18 |
| 25. Vanderbilt | 29-18 |
| 26. Nebraska | 29-16-1 |
| 27. Loyola Marymount | 30-14 |
| 28. UCLA | 24-20 |
| 29. Coastal Carolina | 30-16-1 |
| 30. South Carolina | 27-19 |

NCBWA

Week 12 (May 8)

| | |
|-------------------------|--------------|
| 1. Oregon State | 38-4 |
| 2. Louisville | 42-6 |
| 3. North Carolina | 37-9 |
| 4. Texas Tech | 39-13 |
| 5. TCU | 35-11 |
| 6. Florida | 35-13 |
| 7. Clemson | 35-12 |
| 8. Virginia | 36-11 |
| 9. Mississippi State | 32-17 |
| 10. Kentucky | 32-16 |
| 11. LSU | 31-16 |
| 12. Long Beach State | 30-15-1 |
| 13. Arizona | 31-15 |
| 14. Stanford | 30-13 |
| 15. Auburn | 32-17 |
| 16. Cal State Fullerton | 28-16 |
| 17. Arkansas | 35-13 |
| 18. St. John's | 34-8 |
| 19. Wake Forest | 32-14 |
| 20. Michigan | 35-11 |
| 21. Southern Miss | 37-12 |
| 22. Texas A&M | 34-15 |
| 23. USF | 37-10 |
| 24. Missouri State | 33-14 |
| 25. Houston | 30-17 |
| 26. Oklahoma | 32-17 |
| 27. Loyola Marymount | 30-14 |
| 28. Maryland | 31-15 |
| 29. Vanderbilt | 29-18 |
| 30. Texas | 31-19 |

Arkansas Week-By-Week in the Polls

| | BA | D1 | PG | USA TODAY | CB | NCBWA |
|--------------|----|----|----|-----------|----|-------|
| Preseason | NR | NR | NR | NR | NR | NR |
| Week 1 | NR | NR | NR | NR | NR | NR |
| Week 2 | NR | 24 | NR | NR | NR | 20 |
| Week 3 | NR | NR | NR | NR | NR | 30 |
| Week 4 | NR | NR | NR | NR | NR | NR |
| Week 5 | NR | NR | 24 | RV | 29 | 28 |
| Week 6 | 21 | 20 | 20 | 20 | 17 | 20 |
| Week 7 | 16 | 15 | 10 | 15 | 14 | 15 |
| Week 8 | 19 | 15 | 13 | 15 | 11 | 13 |
| Week 9 | 16 | 14 | 11 | 14 | 9 | 10 |
| Week 10 | 16 | 15 | 14 | 14 | 10 | 12 |
| Week 11 | 18 | 18 | 16 | 15 | 17 | 14 |
| Week 12 | 18 | 18 | 15 | 16 | 15 | 17 |
| Week 13 | -- | -- | -- | -- | -- | -- |
| Week 14 | -- | -- | -- | -- | -- | -- |
| Week 15 | -- | -- | -- | -- | -- | -- |
| Final | -- | -- | -- | -- | -- | -- |

BA - Baseball America

ESPN - USA Today/ESPN

CB - Collegiate Baseball

NCBWA - National Collegiate Baseball Writers Association

PG - Perfect Game

D1 - D1Baseball.com



PERSONAL

Born: Sept. 17, 1960
 Hometown: Kansas City, Mo.
 Alma Mater: Arkansas (1988)
 Masters of Science: East Texas State Univ. (1992)
 Wife: Karen
 Children: Hollan, Mariel
 Named Head Coach at Arkansas: June 21, 2002

PLAYING HISTORY

1982-1984 Atlanta Braves Organization
 1982 MLB Draft: 10th Rd (Braves)
 1982 Arkansas
 1980-1981 McLennan (Texas) CC

COACHING HONORS

2004 SEC Coach of the Year
 2001 Baseball America National Coach of the Year
 2001 BIG 12 Coach of the Year
 2001 ABCA Midwest Region Coach of the Year
 2000 ABCA Midwest Region Coach of the Year
 1997 Southland Coach of the Year
 1995 Southland Coach of the Year
 1994 NCAA Division II Coach of the Year
 1994 ABCA Central Region Coach of the Year

HALL OF FAME

2013 Inducted into Winnetonka HS HOF
 2012 Inducted into Ban Johnson League HOF
 2001 Inducted into Central Missouri State HOF

After finishing his 14th season at the helm of the Arkansas baseball program in 2015-16, head coach Dave Van Horn continues to elevate the Razorbacks to one of the nation's premier teams year in and year out. Over his 14 seasons as head Hog, Van Horn has led Arkansas to four College World Series appearances, 13 NCAA Tournament berths, one Southeastern Conference overall title, three SEC Western Division championships and a total of 550 wins.

The highly decorated coach has both individual and team honors throughout his 27-year coaching resume, beginning at Texarkana (Texas) Community College all the way through the present. Individually, he has been named national coach of the year twice, regional coach of the year twice and conference coach of the year four times. His teams have made six College World Series appearances, won five outright conference championships, a Division II National Championship and made 17 appearances in the NCAA Tournament. Van Horn is one of only 11 coaches in NCAA history to lead two programs to the College World Series.

Since joining the Razorbacks as head coach, Van Horn has led his teams to an SEC Championship, three SEC Western Division titles, 14 NCAA Tournament berths and four College World Series appearances. His players have earned 17 All-America honors, 24 All-SEC nods, 104 SEC Academic Honor Roll spots and 11 Capital One Academic All-District accolades. Not resting on his laurels, Van Horn has kept his competitive juices flowing as he seeks to bring a national championship to his alma mater.

With Van Horn's success over the years, fans have also flocked to Baum Stadium and last year was no different. In 2016, Arkansas finished fourth in the nation in average attendance (7,815) and fifth in total attendance (265,718). It's the fourth straight year that Arkansas has finished in the top-five nationally in attendance, while boasting one of the best stadiums in college baseball.

| DVH AGAINST 2017 OPPONENTS | | | | |
|----------------------------|-------|-------|-------|---------|
| | W/L | Home | Away | Neutral |
| Alabama | 27-23 | 14-7 | 11-13 | 2-3 |
| Alcorn State | 3-0 | 3-0 | -- | -- |
| Arizona | 0-2 | -- | -- | 0-2 |
| Auburn | 25-20 | 12-9 | 13-11 | -- |
| Bryant | 4-1 | 3-0 | -- | 1-1 |
| Georgia | 20-13 | 12-6 | 8-6 | 0-1 |
| Grambling State | 5-0 | 5-0 | -- | -- |
| Grand Canyon | 2-0 | 2-0 | -- | -- |
| Kansas State | 13-7 | 7-0 | 4-7 | 2-0 |
| Louisiana Monroe | 4-1 | 3-1 | -- | 1-0 |
| Louisiana State (LSU) | 17-36 | 9-15 | 7-14 | 1-7 |
| Louisiana Tech | 15-4 | 6-1 | 6-3 | 3-0 |
| Memphis | 7-1 | 2-0 | 3-0 | 2-1 |
| Miami (Ohio) | 4-0 | 3-0 | -- | 1-0 |
| Mississippi State | 24-23 | 13-11 | 10-11 | 1-1 |
| Missouri | 9-3 | 4-2 | 5-1 | 0-0 |
| Missouri State | 16-7 | 9-5 | 7-2 | -- |
| Nebraska | 4-5 | 2-2 | 1-3 | 1-0 |
| New Orleans | 3-0 | 3-0 | -- | -- |
| Oklahoma State | 5-5 | 2-3 | 2-1 | 1-1 |
| Ole Miss | 21-32 | 9-15 | 8-13 | 4-4 |
| Rhode Island | 2-1 | 2-1 | -- | -- |
| Tennessee | 21-13 | 9-5 | 10-7 | 2-1 |
| Texas A&M | 9-8 | 5-4 | 3-4 | 1-0 |
| Texas Tech | 2-0 | -- | -- | 2-0 |
| Vanderbilt | 14-19 | 10-7 | 6-8 | 0-4 |

VAN HORN'S CAREER NUMBERS

| Year | School | Record | Pct. | Conf. | Place | Tourn. | NCAA |
|----------------------|------------------------|-----------------|-------------|----------------|---------------|---------------------|---------------------|
| 1989 | Texarkana CC | 39-18 | .684 | NA | NA | NA | -- |
| 1990 | Texarkana CC | 44-14 | .759 | NA | NA | NA | -- |
| 1991 | Texarkana CC | 45-12 | .789 | NA | NA | NA | -- |
| 1992 | Texarkana CC | 48-10 | .827 | NA | 1st | NA | -- |
| 1993 | Texarkana CC | 38-18 | .678 | NA | NA | NA | -- |
| | <i>Totals</i> | <i>214-72</i> | <i>.748</i> | -- | -- | -- | -- |
| 1994 | Central Missouri State | 51-11 | .823 | 15-1 | 1st (Div.) | 1st (4-1) | NCAA DII Champs |
| | <i>Totals</i> | <i>51-11</i> | <i>.823</i> | <i>15-1</i> | -- | <i>1 (4-1)</i> | -- |
| 1995 | Northwestern State | 37-15 | .711 | 19-5 | 1st | DNP (0-2) | -- |
| 1996 | Northwestern State | 34-27 | .557 | 14-16 | 2nd (Div.) | 2nd (3-2) | -- |
| 1997 | Northwestern State | 35-23 | .603 | 19-9 | 1st | DNP (0-2) | -- |
| | <i>Totals</i> | <i>106-65</i> | <i>.620</i> | <i>52-30</i> | -- | <i>3 (3-6)</i> | -- |
| 1998 | Nebraska | 24-20 | .545 | 10-13 | 7th | DNQ | DNQ |
| 1999 | Nebraska | 42-18 | .700 | 16-9 | 5th | 1st (4-0) | NCAA (1-2) |
| 2000 | Nebraska | 51-17 | .750 | 21-9 | 2nd | 1st (5-1) | NCAA (4-2) |
| 2001 | Nebraska | 50-16 | .758 | 20-8 | 1st | 1st (4-0) | CWS (5-2) |
| 2002 | Nebraska | 47-21 | .691 | 16-11 | 2nd | 2nd (3-1) | CWS (5-3) |
| | <i>Totals</i> | <i>214-92</i> | <i>.699</i> | <i>67-39</i> | -- | <i>4 (16-2)</i> | <i>4 (15-9)</i> |
| 2003 | Arkansas | 35-22 | .612 | 14-16 | 6th West | T-7th (0-2) | NCAA (1-2) |
| 2004 | Arkansas | 45-24 | .652 | 19-11 | T-1st Overall | 4th (2-2) | CWS (6-3) |
| 2005 | Arkansas | 39-22 | .636 | 13-17 | T-5th West | T-7th (0-2) | NCAA (2-2) |
| 2006 | Arkansas | 39-21 | .650 | 18-12 | 2nd West | T-7th (0-2) | NCAA (1-2) |
| 2007 | Arkansas | 43-21 | .672 | 18-12 | 1st West | 2nd (3-1) | NCAA (2-2) |
| 2008 | Arkansas | 34-24 | .586 | 14-15 | 4th West | DNQ | NCAA (0-2) |
| 2009 | Arkansas | 41-24 | .631 | 14-15 | 4th West | 4th (2-2) | CWS (7-2) |
| 2010 | Arkansas | 43-21 | .672 | 18-12 | 2nd West | T-7th (0-2) | NCAA (3-3) |
| 2011 | Arkansas | 40-22 | .645 | 15-15 | 1st West | T-3rd (2-2) | NCAA (2-2) |
| 2012 | Arkansas | 46-22 | .676 | 16-14 | T-2nd West | T-9th (0-2) | CWS (7-3) |
| 2013 | Arkansas | 39-22 | .639 | 18-11 | 2nd West | T-3rd (2-1) | NCAA (2-2) |
| 2014 | Arkansas | 40-25 | .615 | 16-14 | 4th West | T-3rd (3-2) | NCAA (2-2) |
| 2015 | Arkansas | 40-25 | .615 | 17-12 | 3rd West | T-5th (2-2) | CWS (5-3) |
| 2016 | Arkansas | 26-29 | .473 | 7-23 | 7th West | DNQ | DNQ |
| 2017 | Arkansas | 35-13 | .762 | 14-9 | -- | -- | -- |
| | <i>Totals</i> | <i>585-337</i> | <i>.635</i> | <i>231-208</i> | -- | <i>12 (16-22)</i> | <i>13 (40-30)</i> |
| <i>Career Totals</i> | | <i>1170-577</i> | <i>.670</i> | <i>365-278</i> | -- | <i>39-31 (.557)</i> | <i>55-39 (.585)</i> |

Numerical Roster

| No. | Player | Pos. | B/T | Yr. | Ht. | Wt. | Hometown/Previous School |
|-----|-------------------|---------|-----|------|------|-----|--|
| 3 | Jared Gates | INF | L/R | Jr | 6-0 | 190 | Wichita, Kan. / Wichita Northwest HS / Iowa West. CC |
| 4 | Matt Burch | INF | L/R | Fr | 5-8 | 175 | Gurnee, Ill. / Warren Township HS |
| 5 | Cody Scroggins | RHP | R/R | So | 6-0 | 185 | Bentonville, Ark. / Bentonville HS |
| 6 | Hunter Wilson | INF | L/R | Jr | 5-10 | 170 | Spiro, Okla. / Spiro HS / Stephen F. Austin / Eastern Ok. St. JC |
| 7 | Jack Kenley | INF | L/R | Fr | 6-0 | 180 | Germantown, Tenn. / Houston HS |
| 8 | Eric Cole | OF | S/R | So | 5-11 | 195 | Southlake, Texas / Southlake Carroll HS |
| 9 | Jax Biggers | INF | L/R | So | 5-11 | 175 | Missouri City, Texas / Ridge Point HS / Cisco JC |
| 10 | Josh Alberius | RHP | R/R | R-Sr | 5-11 | 180 | Little Rock, Ark. / Little Rock Christian Academy |
| 13 | Jordan McFarland | INF/OF | R/R | Fr | 6-3 | 220 | Waterloo, Ill. / Waterloo HS |
| 15 | Jake Arledge | OF | R/R | Sr | 5-9 | 180 | Huntington Beach, Calif. / Panola JC |
| 16 | Blaine Knight | RHP | R/R | So | 6-3 | 165 | Bryant, Ark. / Bryant HS |
| 17 | Luke Bonfield | OF | R/R | Jr | 6-3 | 215 | Skillman, N.J. / IMG Academy |
| 18 | Anthony Dahl | RHP | R/R | So | 6-4 | 200 | Angleton, Texas / Brazoswood HS |
| 20 | Carson Shaddy | 3B/C/OF | R/R | R-Jr | 5-11 | 185 | Fayetteville, Ark. / Fayetteville HS |
| 21 | Kacey Murphy | LHP | L/L | So | 6-0 | 190 | Rogers, Ark. / Rogers Heritage HS |
| 24 | Chad Spanberger | INF/OF | L/R | Jr | 6-3 | 240 | Granite City, Ill. / Granite City HS |
| 25 | Dominic Taccolini | RHP | R/R | Sr | 6-3 | 220 | Sugar Land, Texas / Kempner HS |
| 27 | Evan Lee | LHP/OF | R/L | Fr | 6-2 | 190 | Bryant, Ark. / Bryant HS |
| 28 | Dominic Fletcher | OF | L/L | Fr | 5-9 | 175 | Cypress, Calif. / Cypress HS |
| 29 | Angus Denton | RHP | R/R | Fr | 5-11 | 160 | Beebe, Ark. / Beebe HS |
| 30 | Brenden Heiss | RHP | R/R | Fr | 6-1 | 190 | Algonquin, Ill. / Jacobs HS |
| 32 | Matt Cronin | LHP | L/L | Fr | 6-2 | 190 | Navarre, Fla. / Navarre HS |
| 33 | Grant Koch | C | R/R | So | 6-0 | 195 | Fayetteville, Ark. / Fayetteville HS |
| 34 | Jake Reindl | RHP | R/R | So | 6-1 | 200 | Fayetteville Ark. / Shiloh Christian |
| 35 | Jacob Kostyshock | RHP | R/R | Fr | 6-4 | 175 | O'Fallon, Mo. / Francis Howell HS |
| 36 | Cannon Chadwick | RHP | R/R | Sr | 6-0 | 195 | Paris, Texas / Paris Junior College |
| 37 | Weston Rogers | LHP | L/L | So | 6-4 | 215 | Springdale, Ark. / Har-Ber HS |
| 39 | Dylan Thompson | LHP | L/L | Fr | 6-3 | 195 | Little Rock, Ark. / Catholic HS |
| 42 | Jaxon Williams | INF | R/R | Fr | 5-8 | 165 | Rosenberg, Texas / B.F. Terry HS |
| 44 | Alex Gosser | C | L/R | Sr | 6-0 | 215 | North Little Rock, Ark. / North Little Rock HS |
| 45 | Kevin Kopps | RHP | R/R | R-Fr | 6-0 | 195 | Sugar Land, Texas / George Ranch HS |
| 46 | Barrett Loseke | RHP | R/R | So | 6-0 | 180 | Tulsa, Okla. / Jenks HS |
| 48 | Trevor Stephan | RHP | R/R | Jr | 6-5 | 225 | Magnolia, Texas / Magnolia West HS / Hill College |
| 51 | Lucas Krull | LHP | L/L | Fr | 6-7 | 242 | Shawnee, Kan. / Mill Valley HS |
| 55 | Isaiah Campbell | RHP | R/R | So | 6-4 | 220 | Olathe, Kan. / Olathe South HS |

Coaches and Support Staff

| | |
|----------------------------|---|
| Head Coach: | 2 Dave Van Horn, 15th Season (Arkansas, 1988) |
| Assistant Coach: | 22 Tony Vitello, 4th Season (Missouri, 2002) |
| Assistant Coach: | 40 Wes Johnson 1st Season (Arkansas-Monticello 1994) |
| Volunteer Assistant Coach: | 14 Josh Elander, 1st Season (TCU, 2016) |
| Student Asst. Coaches: | 1 Rick Nomura, 1st Season; 41 Cullen Gassaway, 1st Season |
| Director of Operations: | Clay Goodwin, 10th Season (Arkansas, 2005) |
| Athletic Trainer: | Corey Wood (East Carolina, 2008) |
| Strength & Conditioning | Mike Strouhal (University of Saint Mary, 2003) |
| Managers: | Michael McCann, Hayden Sutton, Zach Barr, Cale Petrie |

Pronunciation Guide

| | | | |
|------------------|---------------|-------------------|--------------------------|
| Josh Alberius | al-BEER-ee-us | Carson Shaddy | shad-EE |
| Grant Koch | Cook | Trevor Stephan | STEF-fin |
| Brenden Heiss | HIGH-sss | Dominic Taccolini | Dom-i-nick Tac-O-Lee-nee |
| Jacob Kostyshock | COST-ee-shock | Josh Elander | EE-Lander |
| Barrett Loseke | LOW-ski | Tony Vitello | VIE-tell-oh |
| Rick Nomura | NO-mura | | |
| Jake Reindl | RINE-dull | | |

2017 Overall Statistics



2017 Arkansas Baseball Overall Statistics for Arkansas (as of May 06, 2017) (All games Sorted by Batting avg)



Record: 35-13 Home: 25-5 Away: 8-6 Neutral: 2-2 SEC: 14-9

| Player | avg | gp-gs | ab | r | h | 2b | 3b | hr | rbi | tb | slg% | bb | hp | so | gdp | ob% | sf | sh | sb-att | po | a | e | fld% |
|---------------------|------|-------|------|-----|-----|----|----|----|-----|-----|------|-----|----|-----|-----|-------|----|----|--------|------|-----|----|-------|
| 9 Jax Biggers | .327 | 47-46 | 153 | 38 | 50 | 9 | 1 | 3 | 22 | 70 | .458 | 23 | 3 | 22 | 1 | .422 | 1 | 4 | 3-4 | 53 | 119 | 4 | .977 |
| 15 Jake Arledge | .304 | 44-43 | 158 | 37 | 48 | 4 | 1 | 3 | 23 | 63 | .399 | 25 | 8 | 37 | 1 | .422 | 1 | 5 | 5-8 | 85 | 5 | 0 | 1.000 |
| 24 Chad Spanberger | .303 | 44-42 | 175 | 37 | 53 | 8 | 1 | 10 | 47 | 93 | .531 | 15 | 6 | 45 | 4 | .374 | 2 | 0 | 1-1 | 263 | 21 | 7 | .976 |
| 17 Luke Bonfield | .303 | 48-48 | 185 | 32 | 56 | 9 | 1 | 7 | 39 | 88 | .476 | 20 | 1 | 29 | 5 | .363 | 6 | 1 | 0-1 | 51 | 0 | 1 | .981 |
| 20 Carson Shaddy | .291 | 46-46 | 165 | 37 | 48 | 7 | 2 | 8 | 37 | 83 | .503 | 19 | 11 | 51 | 0 | .396 | 2 | 0 | 6-9 | 85 | 93 | 13 | .932 |
| 33 Grant Koch | .291 | 47-47 | 179 | 33 | 52 | 12 | 1 | 11 | 37 | 99 | .553 | 25 | 1 | 31 | 3 | .380 | 0 | 0 | 1-2 | 366 | 37 | 1 | .998 |
| 28 Dominic Fletcher | .279 | 43-40 | 154 | 32 | 43 | 3 | 1 | 8 | 26 | 72 | .468 | 14 | 5 | 25 | 2 | .352 | 3 | 3 | 1-2 | 91 | 2 | 2 | .979 |
| 8 Eric Cole | .248 | 40-36 | 145 | 22 | 36 | 7 | 0 | 3 | 14 | 52 | .359 | 11 | 2 | 19 | 3 | .310 | 0 | 3 | 2-2 | 35 | 0 | 0 | 1.000 |
| ----- | | | | | | | | | | | | | | | | | | | | | | | |
| 27 Evan Lee | .325 | 14-8 | 40 | 12 | 13 | 2 | 0 | 0 | 7 | 15 | .375 | 7 | 1 | 7 | 0 | .438 | 0 | 0 | 1-1 | 3 | 1 | 0 | 1.000 |
| 6 Hunter Wilson | .310 | 14-10 | 29 | 3 | 9 | 0 | 0 | 0 | 6 | 9 | .310 | 3 | 1 | 2 | 0 | .394 | 0 | 1 | 0-1 | 4 | 16 | 0 | 1.000 |
| 44 Alex Gosser | .304 | 13-5 | 23 | 5 | 7 | 1 | 0 | 1 | 4 | 11 | .478 | 1 | 0 | 1 | 1 | .308 | 2 | 0 | 0-0 | 79 | 2 | 0 | 1.000 |
| 13 Jordan McFarland | .275 | 26-19 | 69 | 14 | 19 | 0 | 0 | 2 | 10 | 25 | .362 | 9 | 1 | 20 | 0 | .363 | 1 | 0 | 1-1 | 111 | 5 | 1 | .991 |
| 3 Jared Gates | .256 | 24-24 | 86 | 13 | 22 | 2 | 0 | 4 | 9 | 36 | .419 | 8 | 4 | 20 | 2 | .347 | 0 | 1 | 0-0 | 10 | 31 | 1 | .976 |
| 42 Jaxon Williams | .233 | 20-10 | 43 | 7 | 10 | 2 | 1 | 0 | 14 | 14 | .326 | 7 | 0 | 17 | 1 | .333 | 1 | 0 | 0-0 | 20 | 28 | 3 | .941 |
| 4 Matt Burch | .179 | 14-6 | 28 | 1 | 5 | 2 | 0 | 0 | 0 | 7 | .250 | 2 | 0 | 5 | 0 | .233 | 0 | 0 | 0-0 | 1 | 6 | 0 | 1.000 |
| 7 Jack Kenley | .000 | 25-2 | 16 | 3 | 0 | 0 | 0 | 0 | 0 | 0 | .000 | 2 | 3 | 8 | 1 | .238 | 0 | 1 | 0-1 | 1 | 18 | 0 | 1.000 |
| 10 Josh Alberius | .000 | 2-0 | 0 | 0 | 0 | 0 | 0 | 0 | 0 | 0 | .000 | 0 | 0 | 0 | 0 | .000 | 0 | 0 | 0-0 | 1 | 7 | 0 | 1.000 |
| 36 Cannon Chadwick | .000 | 2-0 | 0 | 1 | 0 | 0 | 0 | 0 | 0 | 0 | .000 | 1 | 0 | 0 | 0 | 1.000 | 0 | 0 | 0-0 | 2 | 4 | 1 | .857 |
| Totals | .286 | 48 | 1648 | 327 | 471 | 68 | 9 | 60 | 295 | 737 | .447 | 192 | 47 | 339 | 24 | .373 | 19 | 19 | 21-33 | 1275 | 438 | 39 | .978 |
| Opponents | .239 | 48 | 1595 | 204 | 381 | 73 | 3 | 40 | 186 | 580 | .364 | 157 | 44 | 467 | 28 | .322 | 10 | 19 | 21-33 | 1220 | 417 | 65 | .962 |

LOB - Team (385), Opp (347). DPs turned - Team (32), Opp (28). CI - Team (1), G. Koch 1, Opp (7). IBB - Team (5), D. Fletcher 2, L. Bonfield 1, C. Shaddy 1, C Spanberger 1, Opp (1). Picked off - L. Bonfield 1, J. Arledge 1, C. Shaddy 1.

(All games Sorted by Earned run avg)

| Player | era | w-l | app | gs | cq | sho | sv | ip | h | r | er | bb | so | 2b | 3b | hr | b/avg | wp | hp | bk | sfa | sha |
|----------------------|-------|-------|-----|----|----|-----|----|-------|-----|-----|-----|-----|-----|----|----|----|-------|----|----|----|-----|-----|
| 48 Trevor Stephan | 3.14 | 5-3 | 12 | 12 | 1 | 1/0 | 0 | 63.0 | 50 | 28 | 22 | 14 | 82 | 8 | 0 | 5 | .212 | 3 | 8 | 0 | 3 | 4 |
| 16 Blaine Knight | 3.63 | 6-3 | 12 | 12 | 0 | 0/1 | 0 | 67.0 | 57 | 28 | 27 | 13 | 72 | 14 | 0 | 7 | .227 | 3 | 3 | 3 | 1 | 2 |
| ----- | | | | | | | | | | | | | | | | | | | | | | |
| 32 Matt Cronin | 1.38 | 2-0 | 9 | 0 | 0 | 0/0 | 0 | 13.0 | 8 | 2 | 2 | 6 | 21 | 1 | 0 | 1 | .178 | 0 | 1 | 0 | 0 | 1 |
| 34 Jake Reindl | 2.48 | 2-1 | 16 | 0 | 0 | 0/1 | 1 | 36.1 | 31 | 12 | 10 | 12 | 35 | 9 | 1 | 1 | .231 | 4 | 2 | 0 | 0 | 2 |
| 36 Cannon Chadwick | 3.26 | 4-2 | 19 | 0 | 0 | 0/1 | 2 | 30.1 | 21 | 16 | 11 | 11 | 38 | 4 | 1 | 1 | .193 | 7 | 9 | 1 | 2 | 2 |
| 21 Kacey Murphy | 3.41 | 4-0 | 14 | 7 | 0 | 0/1 | 0 | 31.2 | 32 | 12 | 12 | 13 | 43 | 5 | 0 | 4 | .271 | 0 | 2 | 0 | 1 | 0 |
| 45 Kevin Kopps | 3.44 | 2-0 | 16 | 3 | 0 | 0/0 | 1 | 36.2 | 33 | 14 | 14 | 17 | 30 | 6 | 0 | 3 | .244 | 4 | 2 | 0 | 0 | 1 |
| 30 Brenden Heiss | 3.60 | 0-0 | 4 | 0 | 0 | 0/0 | 0 | 5.0 | 3 | 2 | 2 | 3 | 3 | 0 | 0 | 1 | .188 | 0 | 1 | 0 | 0 | 0 |
| 5 Cody Scroggins | 3.86 | 0-0 | 3 | 0 | 0 | 0/0 | 0 | 2.1 | 3 | 1 | 1 | 1 | 1 | 0 | 1 | 0 | .273 | 1 | 1 | 0 | 0 | 0 |
| 27 Evan Lee | 3.95 | 0-0 | 11 | 1 | 0 | 0/0 | 1 | 13.2 | 12 | 7 | 6 | 5 | 14 | 3 | 0 | 4 | .222 | 2 | 1 | 0 | 0 | 1 |
| 46 Barrett Loseke | 4.32 | 3-0 | 14 | 2 | 0 | 0/0 | 0 | 25.0 | 21 | 12 | 12 | 16 | 27 | 3 | 0 | 2 | .231 | 3 | 4 | 0 | 0 | 3 |
| 25 Dominic Taccolini | 4.99 | 3-0 | 13 | 2 | 0 | 0/0 | 2 | 30.2 | 28 | 18 | 17 | 16 | 34 | 3 | 0 | 1 | .246 | 6 | 5 | 0 | 2 | 1 |
| 10 Josh Alberius | 5.10 | 2-4 | 16 | 9 | 0 | 0/1 | 2 | 42.1 | 51 | 28 | 24 | 13 | 37 | 8 | 0 | 6 | .304 | 0 | 2 | 0 | 1 | 1 |
| 29 Angus Denton | 5.23 | 0-0 | 8 | 0 | 0 | 0/0 | 0 | 10.1 | 10 | 6 | 6 | 3 | 10 | 3 | 0 | 3 | .244 | 0 | 1 | 0 | 0 | 0 |
| 35 Jacob Kostyshock | 6.75 | 1-0 | 6 | 0 | 0 | 0/0 | 0 | 5.1 | 6 | 4 | 4 | 6 | 6 | 0 | 0 | 0 | .286 | 1 | 2 | 0 | 0 | 1 |
| 37 Weston Rogers | 7.71 | 1-0 | 11 | 0 | 0 | 0/0 | 0 | 11.2 | 12 | 11 | 10 | 7 | 13 | 5 | 0 | 1 | .261 | 2 | 0 | 0 | 0 | 0 |
| 55 Isaiah Campbell | 40.50 | 0-0 | 1 | 0 | 0 | 0/0 | 0 | 0.2 | 3 | 3 | 3 | 1 | 1 | 1 | 0 | 0 | .600 | 1 | 0 | 0 | 0 | 0 |
| Totals | 3.88 | 35-13 | 48 | 48 | 1 | 3/2 | 9 | 425.0 | 381 | 204 | 183 | 157 | 467 | 73 | 3 | 40 | .239 | 37 | 44 | 4 | 10 | 19 |
| Opponents | 6.29 | 13-35 | 48 | 48 | 2 | 3/2 | 8 | 406.2 | 471 | 327 | 284 | 192 | 339 | 68 | 9 | 60 | .286 | 57 | 47 | 7 | 19 | 19 |

PB - Team (5), G. Koch 4, A. Gosser 1, Opp (17). Pickoffs - Team (9), J. Alberius 3, K. Murphy 2, B. Knight 2, C. Chadwick 1, K. Kopps 1, Opp (3). SBA/ATT - G. Koch (16-27), T. Stephan (7-7), B. Knight (2-4), K. Murphy (2-4), A. Gosser (4-4), W. Rogers (3-3), D. Taccolini (2-3), J. Reindl (1-3), J. Alberius (1-3), K. Kopps (1-2), C. Chadwick (0-2), C. Shaddy (1-1), E. Lee (1-1), B. Loseke (1-1).



2017 Arkansas Baseball Conference statistics for Arkansas (as of May 08, 2017) (SEC games only Sorted by Batting avg)



Record: 14-9 Home: 8-4 Away: 6-5 SEC: 14-9

| Player | avg | gp-gs | ab | r | h | 2b | 3b | hr | rbi | tb | slg% | bb | hp | so | gdp | ob% | sf | sh | sb-att | po | a | e | fld% |
|---------------------|------|-------|-----|-----|-----|----|----|----|-----|-----|-------|----|----|-----|-----|------|----|----|--------|-----|-----|----|-------|
| 9 Jax Biggers | .324 | 23-23 | 74 | 18 | 24 | 4 | 0 | 1 | 8 | 31 | .419 | 10 | 1 | 11 | 0 | .407 | 1 | 1 | 1-2 | 26 | 60 | 3 | .966 |
| 24 Chad Spanberger | .323 | 23-23 | 99 | 19 | 32 | 4 | 0 | 7 | 29 | 57 | .576 | 7 | 0 | 25 | 1 | .364 | 1 | 0 | 1-1 | 153 | 13 | 4 | .976 |
| 8 Eric Cole | .311 | 20-19 | 74 | 10 | 23 | 6 | 0 | 1 | 8 | 32 | .432 | 5 | 1 | 6 | 1 | .363 | 0 | 2 | 1-1 | 17 | 0 | 0 | 1.000 |
| 17 Luke Bonfield | .303 | 23-23 | 89 | 12 | 27 | 4 | 0 | 4 | 15 | 43 | .483 | 8 | 1 | 13 | 3 | .364 | 1 | 1 | 0-0 | 30 | 0 | 1 | .968 |
| 20 Carson Shaddy | .284 | 23-23 | 88 | 13 | 25 | 3 | 1 | 4 | 18 | 42 | .477 | 4 | 3 | 27 | 0 | .333 | 1 | 0 | 1-2 | 40 | 49 | 6 | .937 |
| 33 Grant Koch | .273 | 23-23 | 88 | 14 | 24 | 3 | 0 | 5 | 12 | 42 | .477 | 10 | 0 | 17 | 3 | .347 | 0 | 0 | 0-0 | 195 | 16 | 0 | 1.000 |
| 3 Jared Gates | .267 | 17-17 | 60 | 10 | 16 | 1 | 0 | 3 | 5 | 26 | .433 | 3 | 2 | 14 | 1 | .323 | 0 | 1 | 0-0 | 7 | 25 | 1 | .970 |
| 28 Dominic Fletcher | .256 | 22-21 | 78 | 9 | 20 | 0 | 0 | 3 | 8 | 29 | .372 | 4 | 3 | 13 | 2 | .310 | 2 | 3 | 0-1 | 57 | 1 | 1 | .983 |
| 15 Jake Arledge | .241 | 22-22 | 83 | 14 | 20 | 2 | 1 | 0 | 7 | 24 | .289 | 10 | 5 | 21 | 0 | .357 | 0 | 2 | 1-2 | 44 | 0 | 0 | 1.000 |
| ----- | | | | | | | | | | | | | | | | | | | | | | | |
| 44 Alex Gosser | .333 | 3-0 | 3 | 1 | 1 | 0 | 0 | 1 | 1 | 4 | 1.333 | 0 | 0 | 0 | 0 | .333 | 0 | 0 | 0-0 | 7 | 0 | 0 | 1.000 |
| 13 Jordan McFarland | .250 | 10-5 | 20 | 3 | 5 | 0 | 0 | 0 | 1 | 5 | .250 | 1 | 0 | 7 | 0 | .286 | 0 | 0 | 0-0 | 19 | 0 | 1 | .950 |
| 27 Evan Lee | .222 | 6-2 | 9 | 3 | 2 | 0 | 0 | 0 | 0 | 2 | .222 | 5 | 0 | 1 | 0 | .500 | 0 | 0 | 0-0 | 0 | 0 | 0 | .000 |
| 42 Jaxon Williams | .125 | 4-2 | 8 | 0 | 1 | 0 | 0 | 0 | 1 | 1 | .125 | 2 | 0 | 4 | 0 | .300 | 0 | 0 | 0-0 | 1 | 3 | 0 | 1.000 |
| 4 Matt Burch | .000 | 5-3 | 10 | 0 | 0 | 0 | 0 | 0 | 0 | 0 | .000 | 0 | 0 | 2 | 0 | .000 | 0 | 0 | 0-0 | 0 | 0 | 0 | .000 |
| 7 Jack Kenley | .000 | 15-1 | 9 | 1 | 0 | 0 | 0 | 0 | 0 | 0 | .000 | 0 | 1 | 6 | 0 | .100 | 0 | 1 | 0-0 | 0 | 10 | 0 | 1.000 |
| 36 Cannon Chadwick | .000 | 1-0 | 0 | 0 | 0 | 0 | 0 | 0 | 0 | 0 | .000 | 0 | 0 | 0 | 0 | .000 | 0 | 0 | 0-0 | 2 | 1 | 0 | 1.000 |
| Totals | .278 | 23 | 792 | 127 | 220 | 27 | 2 | 29 | 113 | 338 | .427 | 69 | 17 | 167 | 11 | .346 | 6 | 11 | 5-9 | 603 | 204 | 18 | .978 |
| Opponents | .257 | 23 | 768 | 113 | 197 | 43 | 0 | 24 | 100 | 312 | .406 | 76 | 24 | 205 | 16 | .340 | 6 | 8 | 13-18 | 594 | 214 | 24 | .971 |

LOB - Team (177), Opp (166). DPs turned - Team (19), Opp (14). CI - Team (0), Opp (3). IBB - Team (3), D. Fletcher 1, C. Shaddy 1, C Spanberger 1. Picked off - J. Arledge 1, L. Bonfield 1.

(SEC games only Sorted by Earned run avg)

| Player | era | w-l | app | gs | cg | sho | sv | ip | h | r | er | bb | so | 2b | 3b | hr | b/avg | wp | hp | bk | sfa | sha |
|----------------------|-------|------|-----|----|----|-----|----|-------|-----|-----|-----|----|-----|----|----|----|-------|----|----|----|-----|-----|
| 16 Blaine Knight | 3.97 | 5-2 | 8 | 8 | 0 | 0/0 | 0 | 47.2 | 39 | 21 | 21 | 12 | 49 | 9 | 0 | 6 | .220 | 3 | 2 | 3 | 1 | 1 |
| 48 Trevor Stephan | 4.62 | 2-3 | 8 | 8 | 1 | 1/0 | 0 | 39.0 | 40 | 23 | 20 | 7 | 50 | 7 | 0 | 4 | .261 | 2 | 7 | 0 | 1 | 3 |
| ----- | | | | | | | | | | | | | | | | | | | | | | |
| 32 Matt Cronin | 0.00 | 0-0 | 1 | 0 | 0 | 0/0 | 0 | 1.0 | 1 | 0 | 0 | 1 | 1 | 0 | 0 | 0 | .333 | 0 | 1 | 0 | 0 | 0 |
| 35 Jacob Kostyshock | 0.00 | 0-0 | 1 | 0 | 0 | 0/0 | 0 | 0.0 | 0 | 0 | 0 | 2 | 0 | 0 | 0 | 0 | | 0 | 0 | 0 | 0 | 0 |
| 34 Jake Reindl | 0.79 | 2-1 | 7 | 0 | 0 | 0/0 | 1 | 22.2 | 15 | 4 | 2 | 7 | 26 | 6 | 0 | 0 | .188 | 2 | 1 | 0 | 0 | 2 |
| 25 Dominic Taccolini | 3.95 | 0-0 | 6 | 0 | 0 | 0/0 | 2 | 13.2 | 10 | 7 | 6 | 8 | 12 | 1 | 0 | 1 | .208 | 3 | 2 | 0 | 1 | 0 |
| 45 Kevin Kopps | 4.05 | 1-0 | 8 | 0 | 0 | 0/0 | 0 | 20.0 | 22 | 9 | 9 | 9 | 16 | 4 | 0 | 1 | .286 | 3 | 1 | 0 | 0 | 0 |
| 36 Cannon Chadwick | 4.67 | 2-2 | 10 | 0 | 0 | 0/0 | 2 | 17.1 | 10 | 12 | 9 | 9 | 21 | 2 | 0 | 0 | .164 | 5 | 7 | 1 | 1 | 0 |
| 46 Barrett Loseke | 5.40 | 0-0 | 5 | 0 | 0 | 0/0 | 0 | 3.1 | 7 | 2 | 2 | 3 | 3 | 1 | 0 | 0 | .412 | 2 | 0 | 0 | 0 | 1 |
| 27 Evan Lee | 5.40 | 0-0 | 4 | 0 | 0 | 0/0 | 1 | 3.1 | 3 | 2 | 2 | 1 | 3 | 2 | 0 | 1 | .231 | 0 | 0 | 0 | 0 | 0 |
| 10 Josh Alberius | 6.64 | 2-1 | 7 | 6 | 0 | 0/0 | 0 | 20.1 | 32 | 16 | 15 | 7 | 13 | 5 | 0 | 5 | .364 | 0 | 1 | 0 | 1 | 1 |
| 29 Angus Denton | 7.94 | 0-0 | 1 | 0 | 0 | 0/0 | 0 | 5.2 | 7 | 5 | 5 | 2 | 5 | 3 | 0 | 2 | .292 | 0 | 0 | 0 | 0 | 0 |
| 21 Kacey Murphy | 11.12 | 0-0 | 5 | 1 | 0 | 0/0 | 0 | 5.2 | 9 | 7 | 7 | 4 | 4 | 2 | 0 | 3 | .409 | 0 | 2 | 0 | 1 | 0 |
| 37 Weston Rogers | 33.75 | 0-0 | 2 | 0 | 0 | 0/0 | 0 | 1.1 | 2 | 5 | 5 | 4 | 2 | 1 | 0 | 1 | .400 | 1 | 0 | 0 | 0 | 0 |
| Totals | 4.61 | 14-9 | 23 | 23 | 1 | 1/0 | 6 | 201.0 | 197 | 113 | 103 | 76 | 205 | 43 | 0 | 24 | .257 | 21 | 24 | 4 | 6 | 8 |
| Opponents | 5.05 | 9-14 | 23 | 23 | 2 | 1/0 | 4 | 198.0 | 220 | 127 | 111 | 69 | 167 | 27 | 2 | 29 | .278 | 29 | 17 | 2 | 6 | 11 |

PB - Team (4), G. Koch 3, A. Gosser 1, Opp (8). Pickoffs - Team (4), J. Alberius 2, K. Murphy 1, B. Knight 1, Opp (2). SBA/ATT - G. Koch (13-18), T. Stephan (6-6), B. Knight (2-4), D. Taccolini (1-2), J. Reindl (1-2), K. Kopps (1-1), E. Lee





2017 Arkansas Baseball Miscellaneous Stats for Arkansas (as of May 08, 2017) (All games)



Starting Lineup By Position (Team W-L record when starter)

PITCHER:

| | | |
|----------------------|----|-------|
| 48 Trevor Stephan | 12 | (8-4) |
| 16 Blaine Knight | 12 | (8-4) |
| 10 Josh Alberius | 9 | (4-5) |
| 21 Kacey Murphy | 7 | (7-0) |
| 45 Kevin Kopps | 3 | (3-0) |
| 25 Dominic Taccolini | 2 | (2-0) |
| 46 Barrett Loseke | 2 | (2-0) |
| 27 Evan Lee | 1 | (1-0) |

CATCHER:

| | | |
|----------------|----|---------|
| 33 Grant Koch | 43 | (30-13) |
| 44 Alex Gosser | 5 | (5-0) |

FIRST BASE:

| | | |
|---------------------|----|---------|
| 24 Chad Spanberger | 32 | (22-10) |
| 13 Jordan McFarland | 16 | (13-3) |

SECOND BASE:

| | | |
|-------------------|----|---------|
| 20 Carson Shaddy | 40 | (29-11) |
| 42 Jaxon Williams | 8 | (6-2) |

THIRD BASE:

| | | |
|--------------------|----|--------|
| 3 Jared Gates | 24 | (17-7) |
| 6 Hunter Wilson | 9 | (7-2) |
| 24 Chad Spanberger | 7 | (6-1) |
| 20 Carson Shaddy | 5 | (3-2) |
| 4 Matt Burch | 2 | (2-0) |
| 7 Jack Kenley | 1 | (0-1) |

SHORTSTOP:

| | | |
|-----------------|----|---------|
| 9 Jax Biggers | 46 | (33-13) |
| 7 Jack Kenley | 1 | (1-0) |
| 6 Hunter Wilson | 1 | (1-0) |

LEFT FIELD:

| | | |
|------------------|----|--------|
| 17 Luke Bonfield | 35 | (27-8) |
| 15 Jake Arledge | 12 | (7-5) |
| 8 Eric Cole | 1 | (1-0) |

CENTER FIELD:

| | | |
|---------------------|----|---------|
| 28 Dominic Fletcher | 40 | (28-12) |
| 15 Jake Arledge | 7 | (6-1) |
| 8 Eric Cole | 1 | (1-0) |

RIGHT FIELD:

| | | |
|--------------------|----|--------|
| 15 Jake Arledge | 24 | (17-7) |
| 8 Eric Cole | 20 | (14-6) |
| 24 Chad Spanberger | 3 | (3-0) |
| 27 Evan Lee | 1 | (1-0) |

DESIGNATED HITTER:

| | | |
|---------------------|----|--------|
| 8 Eric Cole | 14 | (10-4) |
| 17 Luke Bonfield | 13 | (8-5) |
| 27 Evan Lee | 7 | (6-1) |
| 4 Matt Burch | 4 | (3-1) |
| 33 Grant Koch | 4 | (4-0) |
| 13 Jordan McFarland | 3 | (2-1) |
| 42 Jaxon Williams | 2 | (1-1) |
| 20 Carson Shaddy | 1 | (1-0) |

Starting Lineup By Lineup Spot (Team W-L record when starter)

LEADOFF:

| | | |
|--------------------|----|---------|
| 15 Jake Arledge | 36 | (25-11) |
| 8 Eric Cole | 10 | (8-2) |
| 27 Evan Lee | 1 | (1-0) |
| 24 Chad Spanberger | 1 | (1-0) |

2ND SPOT:

| | | |
|--------------------|----|---------|
| 24 Chad Spanberger | 35 | (25-10) |
| 8 Eric Cole | 5 | (3-2) |
| 15 Jake Arledge | 3 | (2-1) |
| 9 Jax Biggers | 2 | (2-0) |
| 27 Evan Lee | 2 | (2-0) |
| 17 Luke Bonfield | 1 | (1-0) |

3RD SPOT:

| | | |
|------------------|----|---------|
| 17 Luke Bonfield | 47 | (34-13) |
| 33 Grant Koch | 1 | (1-0) |

CLEANUP:

| | | |
|---------------------|----|---------|
| 33 Grant Koch | 43 | (32-11) |
| 3 Jared Gates | 3 | (2-1) |
| 20 Carson Shaddy | 1 | (0-1) |
| 28 Dominic Fletcher | 1 | (1-0) |

5TH SPOT:

| | | |
|---------------------|----|--------|
| 28 Dominic Fletcher | 26 | (18-8) |
| 20 Carson Shaddy | 9 | (9-0) |
| 3 Jared Gates | 9 | (5-4) |
| 33 Grant Koch | 2 | (1-1) |
| 13 Jordan McFarland | 1 | (1-0) |
| 27 Evan Lee | 1 | (1-0) |

6TH SPOT:

| | | |
|---------------------|----|---------|
| 20 Carson Shaddy | 34 | (23-11) |
| 8 Eric Cole | 5 | (3-2) |
| 3 Jared Gates | 5 | (5-0) |
| 28 Dominic Fletcher | 2 | (2-0) |
| 13 Jordan McFarland | 1 | (1-0) |
| 4 Matt Burch | 1 | (1-0) |

7TH SPOT:

| | | |
|---------------------|----|-------|
| 8 Eric Cole | 11 | (9-2) |
| 13 Jordan McFarland | 8 | (7-1) |
| 24 Chad Spanberger | 5 | (4-1) |
| 4 Matt Burch | 4 | (3-1) |
| 3 Jared Gates | 4 | (2-2) |
| 28 Dominic Fletcher | 3 | (2-1) |
| 42 Jaxon Williams | 3 | (2-1) |
| 20 Carson Shaddy | 2 | (1-1) |
| 9 Jax Biggers | 2 | (1-1) |
| 27 Evan Lee | 2 | (1-1) |
| 44 Alex Gosser | 2 | (2-0) |
| 33 Grant Koch | 1 | (0-1) |
| 15 Jake Arledge | 1 | (1-0) |

8TH SPOT:

| | | |
|---------------------|---|-------|
| 13 Jordan McFarland | 9 | (6-3) |
| 28 Dominic Fletcher | 8 | (5-3) |
| 9 Jax Biggers | 7 | (6-1) |
| 42 Jaxon Williams | 5 | (3-2) |
| 8 Eric Cole | 5 | (3-2) |
| 44 Alex Gosser | 3 | (3-0) |
| 15 Jake Arledge | 3 | (2-1) |
| 3 Jared Gates | 3 | (3-0) |
| 27 Evan Lee | 2 | (2-0) |
| 4 Matt Burch | 1 | (1-0) |
| 7 Jack Kenley | 1 | (0-1) |



2017 Arkansas Baseball Games Summary for Arkansas (as of May 08, 2017) (All games)



| Score by innings | 1 | 2 | 3 | 4 | 5 | 6 | 7 | 8 | 9 | EX | Total |
|------------------|----|----|----|----|----|----|----|----|----|----|-------|
| Arkansas | 28 | 50 | 55 | 27 | 56 | 43 | 37 | 17 | 12 | 2 | 327 |
| Opponents | 29 | 31 | 24 | 11 | 18 | 24 | 20 | 30 | 17 | 0 | 204 |

Record when ...

| | | | |
|----------------------|-------|----------------------|------|
| Overall | 35-13 | After 6 leading | 32-1 |
| Conference | 14-9 | trailing | 3-12 |
| Non-Conference | 21-4 | tied | 0-0 |
| Home games | 25-5 | After 7 leading | 30-1 |
| Away games | 8-6 | trailing | 0-12 |
| Neutral site | 2-2 | tied | 4-0 |
| Day games | 20-8 | After 8 leading | 31-1 |
| Night games | 15-5 | trailing | 0-12 |
| vs Left starter | 12-5 | tied | 3-0 |
| vs Right starter | 23-8 | | |
| 1-Run games | 6-2 | Hit 0 home runs | 7-7 |
| 2-Run games | 3-2 | ... 1 home run | 14-5 |
| 5+Run games | 18-6 | ... 2+ home runs | 14-1 |
| Extra innings | 2-0 | | |
| Shutouts | 3-3 | Opponent 0 home runs | 17-7 |
| | | 1 home run | 11-1 |
| | | 2+ HRs | 7-5 |
| Scoring 0-2 runs | 2-8 | | |
| 3-5 runs | 8-3 | | |
| 6-9 runs | 11-2 | Made 0 errors | 15-4 |
| 10+ runs | 14-0 | 1 error | 15-6 |
| | | 2+ errors | 5-3 |
| Opponent 0-2 runs | 16-1 | | |
| 3-5 runs | 13-5 | Opp. made 0 errors | 8-8 |
| 6-9 runs | 5-4 | 1 error | 9-3 |
| 10+ runs | 1-3 | 2+ errors | 18-2 |
| Scored in 1st inning | 10-2 | Out-hit opponent | 26-1 |
| Opp. scored in 1st | 10-5 | Out-hit by opponent | 6-11 |
| Scores first | 21-5 | Hits are tied | 3-1 |
| Opp. scores first | 14-8 | | |

Record when team scores:

| | | | | | | | | | | | |
|------|-----|-----|-----|-----|-----|-----|-----|-----|-----|-----|------|
| Runs | 0 | 1 | 2 | 3 | 4 | 5 | 6 | 7 | 8 | 9 | 10+ |
| W-L | 0-3 | 0-3 | 2-2 | 3-2 | 0-1 | 5-0 | 3-1 | 4-0 | 1-1 | 3-0 | 14-0 |

Record when opponent scores:

| | | | | | | | | | | | |
|------|-----|-----|-----|-----|-----|-----|-----|-----|-----|-----|-----|
| Runs | 0 | 1 | 2 | 3 | 4 | 5 | 6 | 7 | 8 | 9 | 10+ |
| W-L | 3-0 | 6-0 | 7-1 | 5-2 | 5-2 | 3-1 | 1-0 | 2-2 | 2-1 | 0-1 | 1-3 |

Record when leading after:

| | | | | | | | | |
|------|-----|------|------|------|------|------|------|------|
| Inn. | 1 | 2 | 3 | 4 | 5 | 6 | 7 | 8 |
| W-L | 9-1 | 20-2 | 23-2 | 23-2 | 27-2 | 32-1 | 30-1 | 31-1 |

Record when trailing after:

| | | | | | | | | |
|------|-----|-----|-----|-----|-----|------|------|------|
| Inn. | 1 | 2 | 3 | 4 | 5 | 6 | 7 | 8 |
| W-L | 7-5 | 5-9 | 5-9 | 5-9 | 4-9 | 3-12 | 0-12 | 0-12 |

Record when tied after:

| | | | | | | | | |
|------|------|------|-----|-----|-----|-----|-----|-----|
| Inn. | 1 | 2 | 3 | 4 | 5 | 6 | 7 | 8 |
| W-L | 19-7 | 10-2 | 7-2 | 7-2 | 4-2 | 0-0 | 4-0 | 3-0 |

Current winning streak: 1
Longest winning streak: 7
Longest losing streak: 2

Home attendance : 214035 (27 dates avg = 7927)
Away attendance : 58134 (18 dates avg = 3229)
Total attendance: 272169 (45 dates avg = 6048)



#48 TREVOR STEPHAN

RHP • 6-5 • 225 • JUNIOR
MAGNOLIA, TEXAS
HILL COLLEGE



CAREER HIGHS

| Category | High | Opponent (Last) | Date |
|----------------|------|-----------------|---------|
| Innings | 8.1 | Rhode Island | 3/10/17 |
| Longest Start | 8.1 | Rhode Island | 3/10/17 |
| Shortest Start | 1.1 | at Alabama | 4/1/17 |
| Longest Relief | -- | -- | -- |
| Hits | 7 | 2x (Ole Miss) | 4/28/17 |
| Runs | 4 | 4x (Ole Miss) | 4/28/17 |
| Earned Runs | 4 | 2x (at Alabama) | 4/1/17 |
| Walks | 4 | Bryant | 2/18/17 |
| Strikeouts | 13 | Rhode Island | 3/10/17 |

BIO

HILL COLLEGE

Selected as a NJCAC first team All-Conference player ... Went 8-1 with five saves as a sophomore ... Posted a 2.88 earned run average with 88 strikeouts compared to 22 walks in 68.2 innings ... Helped lead Hill to a 39-21 record and a third-place finish at the NJCAA Region V tournament ... Played first base and third base at West High School in Magnolia, Texas.

IN THE DRAFT

2016 - Boston Red Sox, 18th round (538 overall)

PERSONAL

Son of Bill and Ashley Stephan ... Has one brother, Mitch ... Majoring in sport management.

2017 HIGHLIGHTS

- Won first Division I start vs. Miami (Ohio) after a 4.0 inning outing and giving up just one earned run and striking out five.
- Threw a season-high 103 pitches in a 13-7 victory over Bryant, his second start of the year.
- Garnered his second victory with a 5.2 inning outing, with a, then, season-high six strikeouts.
- Added to his team-leading third victory against Nebraska in the Frisco Classic with a 6.0 inning performance and eight strikeouts.
- Pitched a perfect game into the 7th inning against Rhode Island, before a runner reached on an error. Ended up throwing into the ninth inning before being relieved. Tallied a career-high 13 strikeouts, the most since Jess Todd had 17 against South Carolina in the 2007 SEC Tournament.
- Garnered his fourth victory of the year, and first SEC victory, after going 6.1 innings against Mississippi State, allowing just two earned runs and striking out eight.
- Joined Blaine Knight with his second 10+ strikeout performance of the year, coming against No. 18 Missouri.
- Notched his second outing of seven or more innings after going 7.0 innings with just two runs allowed and seven strikeouts against No. 13 LSU.
- Threw a complete (7 innings) game shutout against Tennessee, totaling 11 strike outs, his second-highest total in a game this season and one-hitting the Vols.
- Has three performances of 10+ strikeouts this year (Rhode Island, at Missouri, at Tennessee), two have been on the road.
- Threw the first one-hitter for Arkansas since Brett Eibner in 2009.
- Named SEC Pitcher of the Week and NCBWA National Pitcher of the Week after complete-game one-hitter against Tennessee.

STEPHAN'S CAREER APPEARANCES

Trevor Stephan 2017 Game-By-Game (Junior)
(12 Appearances, 12 Starts)

| Date | Opponent | IP | H | R-ER | BB | K | Pitches | Result |
|---------------|---------------------|-------------|-----------|--------------|-----------|-----------|---------|------------|
| 2/18/17 | Miami (Ohio)* | 4.0 | 3 | 1-1 | 0 | 5 | 61 | W, 5-1 |
| 2/25/17 | Bryant* | 5.2 | 2 | 0-0 | 4 | 6 | 103 | W, 13-7 |
| 3/4/17 | vs. Nebraska* | 6.0 | 3 | 2-1 | 3 | 8 | 103 | W, 15-5 |
| 3/10/17 | Rhode Island* | 8.1 | 2 | 2-0 | 0 | 13 | 103 | W, 3-2 |
| 3/18/17 | Mississippi St.* | 6.1 | 7 | 4-2 | 1 | 8 | 98 | W, 5-4 |
| 3/25/17 | at No. 18 Missouri* | 5.1 | 6 | 4-4 | 1 | 10 | 107 | L, 7-2 |
| 4/1/17 | at Alabama | 1.1 | 4 | 4-4 | 1 | 0 | 28 | L, 7-1 |
| 4/8/17 | #13 LSU* | 7.0 | 5 | 2-2 | 0 | 7 | 105 | L, 10-8 |
| 4/14/17 | Georgia* | 4.2 | 5 | 2-2 | 0 | 6 | 82 | W, 5-4 |
| 4/22/17 | at #10 Auburn* | 1.1 | 5 | 3-3 | 1 | 3 | 50 | W, 4-2 |
| 4/28/17 | Ole Miss* | 6.0 | 7 | 4-3 | 1 | 5 | 93 | L, 4-1 |
| 5/6/17 | at Tennessee* | 7.0 | 1 | 0-0 | 2 | 11 | 101 | W, 2-0 |
| TOTALS | 12 G, 12 GS | 63.0 | 50 | 28-22 | 14 | 82 | | 5-3 |

#16 BLAINE

KNIGHT

RHP • 6-3 • 165 • SOPHOMORE

BRYANT, ARKANSAS

BRYANT HS



CAREER HIGHS

| Category | High | Opponent (Last) | Date |
|----------------|------|-------------------|---------|
| Innings | 8.0 | at Alabama | 3/31/17 |
| Longest Start | 8.0 | at Alabama | 3/31/17 |
| Shortest Start | 2.0 | 2x (at Ok. St.) | 3/29/16 |
| Longest Relief | 4.1 | W. Illinois | 3/12/16 |
| Hits | 8 | at #10 Auburn | 4/21/17 |
| Runs | 8 | at #10 Auburn | 4/21/17 |
| Earned Runs | 8 | at #10 Auburn | 4/21/17 |
| Walks | 4 | at #10 Auburn | 4/21/17 |
| Strikeouts | 11 | Mississippi State | 3/17/17 |

CAREER VS. 2017 OPPONENTS

| Team | ERA | W-L | G-GS | IP | H | R | ER | BB-K |
|--------------|-------|-----|------|-----|---|---|----|------|
| Oklahoma St. | 12.85 | 0-0 | 2-1 | 2.1 | 4 | 3 | 3 | 1-1 |
| ULM | 0.00 | 0-0 | 1-1 | 3.0 | 1 | 0 | 0 | 1-3 |
| Miss. St. | 2.25 | 0-0 | 1-1 | 4.0 | 5 | 2 | 1 | 1-1 |
| Missouri | 3.00 | 0-0 | 1-0 | 3.1 | 4 | 1 | 1 | 1-2 |
| Grambling | 0.00 | 0-0 | 1-0 | 2.0 | 3 | 0 | 0 | 0-0 |
| Alabama | 4.29 | 0-0 | 1-1 | 4.2 | 4 | 2 | 2 | 1-4 |
| LSU | 0.00 | 0-0 | 1-0 | 3.2 | 6 | 5 | 0 | 2-8 |
| Ole Miss | 0.00 | 0-0 | 1-0 | 4.0 | 3 | 0 | 0 | 1-6 |
| Texas A&M | 4.29 | 0-1 | 2-0 | 2.1 | 3 | 2 | 1 | 0-1 |

2016 HIGHLIGHTS

- Made 18 appearances on the mound, good for third-highest on the team.
- Was part of the opening weekend rotation against Central Michigan.
- Compiled a 2.98 ERA, the lowest ERA among Razorback pitchers with 10 or more appearances.
- Had one save in his 11 relief appearances.
- Struck out 46 batters and walked just 14 over his 48.1 innings of work.
- Ranked third on the team in strikeouts.
- Improved in SEC action with a 1.78 ERA over 25.1 innings.
- His ERA was the lowest on team among pitchers with 10 innings or more in SEC play.
- Gave up just five earned runs in nine conference appearances and struck out 25 batters.
- Made first collegiate start vs. Central Michigan (Feb. 20), going 5.0 innings and giving up just two earned runs, while striking out three in his first career win. Seven of his final nine appearances came in relief.
- Had stretch of eight-straight games without giving up an earned run.
- During the eight-game stretch, he only allowed one unearned run on 11 hits and struck out 14.
- Had one of the best outings of the year at No. 13 LSU, going 3.2 innings out of the bullpen and striking out a season-high eight batters.
- Picked up only save against No. 18 Oklahoma State, getting final out on three pitches.
- Never allowed more than two walks in an outing.
- Recorded five or more strikeouts vs. Western Illinois (March 12), at No. 14 Ole Miss (April 8), and at No. 13 LSU (May 7).

KNIGHT'S CAREER APPEARANCES

Blaine Knight 2016 Game-By-Game (Freshman)
(18 Appearances, 7 Starts)

| Date | Opponent | IP | H | R-ER | BB | K | Result |
|---------------|------------------------|-------------|-----------|--------------|-----------|-----------|------------|
| 2/20/16 | Central Michigan* | 5.0 | 4 | 2-2 | 0 | 3 | W, 1-0 |
| 2/27/16 | vs. #9 Houston* | 2.0 | 4 | 1-1 | 1 | 3 | ND |
| 3/5/16 | Eastern Illinois* | 3.1 | 7 | 5-5 | 1 | 4 | ND |
| 3/12/16 | Western Illinois | 4.1 | 3 | 0-0 | 2 | 5 | W, 2-0 |
| 3/16/16 | Grambling St. | 2.0 | 3 | 0-0 | 0 | 0 | ND |
| 3/29/16 | at #16 Oklahoma St.* | 2.0 | 4 | 3-3 | 1 | 1 | ND |
| 4/2/16 | Missouri | 3.1 | 4 | 1-1 | 1 | 2 | ND |
| 4/8/16 | at #14 Ole Miss | 4.0 | 3 | 0-0 | 1 | 6 | ND |
| 4/12/16 | ULM* | 3.0 | 1 | 0-0 | 1 | 3 | ND |
| 4/16/16 | #2 Florida | 1.0 | 2 | 1-0 | 1 | 1 | ND |
| 4/19/16 | #25 Creighton | 1.0 | 1 | 0-0 | 0 | 2 | ND |
| 4/23/16 | at #12 Kentucky | 2.1 | 3 | 0-0 | 1 | 2 | ND |
| 4/26/16 | #18 Oklahoma St. | 0.1 | 0 | 0-0 | 0 | 0 | ND |
| 4/30/16 | #2 Texas A&M | 1.0 | 1 | 0-0 | 0 | 0 | ND |
| 4/30/16 | #2 Texas A&M | 1.1 | 2 | 2-1 | 0 | 1 | L, 2-1 |
| 5/7/16 | at #13 LSU | 3.2 | 6 | 5-0 | 2 | 8 | ND |
| 5/15/16 | Alabama* | 4.2 | 4 | 2-2 | 1 | 4 | ND |
| 5/21/16 | at #4 Mississippi St.* | 4.0 | 5 | 2-1 | 1 | 1 | ND |
| TOTALS | 18 G, 7 GS | 48.1 | 57 | 24-16 | 14 | 46 | 2-1 |

Blaine Knight 2017 Game-By-Game (Sophomore)
(12 Appearances, 12 Starts)

| Date | Opponent | IP | H | R-ER | BB | K | Pitches | Result |
|---------------|--------------------|-------------|-----------|--------------|-----------|-----------|---------|------------|
| 2/17/17 | Miami (Ohio)* | 4.0 | 3 | 0-0 | 0 | 5 | 72 | W, 7-0 |
| 2/24/17 | Bryant* | 5.0 | 4 | 3-3 | 1 | 4 | 79 | W, 11-8 |
| 3/3/17 | vs. #5 Arizona* | 6.0 | 5 | 2-1 | 0 | 10 | 81 | L, 3-0 |
| 3/10/17 | Rhode Island* | 4.1 | 6 | 2-2 | 0 | 4 | 56 | W, 5-2 |
| 3/17/17 | Mississippi St.* | 7.0 | 3 | 1-1 | 0 | 11 | 104 | W, 3-1 |
| 3/24/17 | at #18 Missouri* | 6.0 | 5 | 2-2 | 1 | 7 | 88 | W, 9-2 |
| 3/31/17 | at Alabama* | 8.0 | 3 | 1-1 | 0 | 7 | 95 | W, 7-1 |
| 4/7/17 | #13 LSU* | 6.0 | 3 | 0-0 | 3 | 6 | 97 | W, 9-3 |
| 4/13/17 | Georgia* | 6.0 | 5 | 1-1 | 1 | 5 | 88 | W, 14-4 |
| 4/21/17 | at #10 Auburn* | 2.1 | 8 | 8-8 | 4 | 1 | 65 | L, 15-2 |
| 4/27/17 | Ole Miss* | 7.1 | 7 | 5-5 | 2 | 10 | 110 | L, 9-1 |
| 5/4/17 | at Tennessee* | 5.0 | 5 | 3-3 | 1 | 2 | 76 | L, 5-4 |
| TOTALS | 12 G, 12 GS | 67.0 | 57 | 28-27 | 13 | 72 | | 6-3 |

2017 HIGHLIGHTS

- Named Opening Day starter vs. Miami (Ohio).
- Won his first start of the year for the second straight season after a four-inning, five-strikeout performance against the RedHawks.
- Went five innings in his second start of the year against Bryant, striking out four and walking only one.
- Had, at the time, a career-high in innings for the second straight game by going 6.0 against No. 5 Arizona at the Frisco Classic.
- Struck out 10 Wildcat batters in the outing, his first of two 10+ K outings this year.
- At the time, held Arizona to its lowest run total of the season when allowing just two runs, one being earned. The Wildcats were averaging more than 11 runs per game before facing Knight.
- Threw seven innings on 104 pitches and struck out a career-high 11 batters against Mississippi State, earning his second victory of the year.
- Became the first Razorback since Drew Smyly in 2010 to record multiple 10+ strikeout games in the same season.
- Sat through a two-hour rain delay in game one against Missouri and still pitched six innings, striking out seven for his second-straight victory.
- Threw a career-high eight innings against Alabama, giving up just a single earned run, his fourth outing of one or less earned run allowed.
- Has recorded six or more strikeouts in five of his eight conference starts (Mississippi State, Missouri, Alabama, LSU, Ole Miss).
- Picked up his fourth-straight win after a six-inning outing of no runs given up and just three hits with six strikeouts against No. 13 LSU.
- Named to 2017 Golden Spikes Midseason Award Watch List.
- Notched his third 10+ strikeout game of the season against Ole Miss, becoming the first Razorback since Jess Todd in 2007 to have three or more 10-strikeout performances in a single season.
- Has already surpassed his win total, innings pitched, strikeouts, and is holding opponents to a lower batting average (.227) than his freshman season.

RECORD RUNDOWN

| | |
|---|--------|
| Overall | 35-13 |
| vs. Top-5 Teams | 0-1 |
| vs. Top-10 Teams | 1-3 |
| vs. Top-25 Teams | 3-5 |
| vs. Unranked Teams | 31-6 |
| At home | 25-5 |
| On the road | 8-6 |
| At neutral sites | 2-2 |
| In day games | 21-7 |
| In night games | 14-6 |
| In extra innings | 2-0 |
| Vs. teams .500 or better | 16-11 |
| Vs. teams .500 or worse | 16-2 |
| Vs. left-handed starter | 12-5 |
| Vs. right-handed starter | 23-8 |
| When starter receives decision | 20-10 |
| When reliever receives decision | 15-3 |
| When starter goes 5+ innings | 14-8 |
| When starter goes less than 5 innings | 21-5 |
| When scoring first | 22-5 |
| When opponent scores first | 13-8 |
| When leading after 6 innings | 29-1 |
| When trailing after 6 innings | 4-12 |
| When tied after 6 innings | 0-0 |
| When leading after 8 innings | 32-1 |
| When trailing after 8 innings | 0-11 |
| When tied after 8 innings | 3-0 |
| In one-run games | 6-2 |
| In two-run games | 3-2 |
| Series W-L-T | 11-3-2 |
| Series sweeps/times swept | 8/0 |
| When scoring 0-2 runs | 2-8 |
| When scoring 3-5 runs | 8-4 |
| When scoring 6-9 runs | 12-2 |
| When scoring 10+ runs | 13-0 |
| Shutouts vs. times shut out | 3/3 |
| When opponent scores 5 runs or less | 11-6 |
| When opponent scores 5 runs or more | 6-7 |
| When collecting 0-3 hits | 0-3 |
| When collecting 4-6 hits | 3-5 |
| When collecting 7-9 hits | 11-3 |
| When collecting 10-12 hits | 6-2 |
| When collecting 13+ hits | 15-0 |
| When out-hitting opponent | 27-1 |
| When out-hit by opponent | 5-11 |
| When hits are equal | 3-1 |
| When hitting a home run | 28-6 |
| When opponent hits a home run | 17-6 |
| When errorless | 15-4 |
| When committing one error | 15-6 |
| When committing 2+ errors | 6-3 |
| When opponent is errorless | 8-8 |
| Vs. SEC | 14-9 |
| Vs. SEC East | 6-2 |
| Vs. SEC West | 8-7 |
| Vs. non-conference | 21-4 |
| Game 1 of weekend series | 8-3 |
| Game 2 of weekend series | 7-4 |
| Game 3 of weekend series | 7-3 |
| In February | 6-1 |
| In March | 15-4 |
| In April | 13-7 |
| In May | 1-1 |
| In June | 0-0 |

MULTIPLE-HIT GAMES

| Name | 2 | 3 | 4 | 5+ | Total |
|------------------|----|---|----|----|-------|
| Luke Bonfield | 14 | 5 | -- | -- | 19 |
| Chad Spanberger | 13 | 2 | 2 | -- | 17 |
| Jax Biggers | 12 | 3 | 1 | -- | 16 |
| Grant Koch | 10 | 3 | 1 | -- | 14 |
| Carson Shaddy | 11 | 2 | -- | -- | 13 |
| Dominic Fletcher | 8 | 4 | -- | -- | 12 |
| Jake Arledge | 8 | 3 | -- | -- | 11 |
| Eric Cole | 7 | 1 | 1 | -- | 9 |
| Jordan McFarland | 6 | 1 | -- | -- | 7 |
| Jared Gates | 2 | 2 | -- | -- | 4 |

CAREER MULTIPLE-HIT GAMES

| Name | 2014 | 2015 | 2016 | 2017 | Total |
|------------------|------|------|------|------|-------|
| Carson Shaddy | -- | 5 | 21 | 13 | 39 |
| Luke Bonfield | -- | -- | 14 | 19 | 33 |
| Chad Spanberger | -- | 6 | 6 | 17 | 29 |
| Grant Koch | -- | -- | 7 | 14 | 21 |
| Jake Arledge | -- | -- | 5 | 11 | 16 |
| Eric Cole | -- | -- | 8 | 9 | 17 |
| Jax Biggers | -- | -- | -- | 16 | 16 |
| Dominic Fletcher | -- | -- | -- | 12 | 12 |
| Jordan McFarland | -- | -- | -- | 7 | 7 |
| Evan Lee | -- | -- | -- | 4 | 4 |

MULTIPLE-RBI GAMES

| Name | 2 | 3 | 4 | 5+ | Total |
|------------------|---|----|----|----|-------|
| Chad Spanberger | 4 | 6 | 1 | 1 | 12 |
| Luke Bonfield | 5 | 6 | -- | -- | 11 |
| Carson Shaddy | 7 | 2 | -- | 1 | 10 |
| Grant Koch | 3 | 5 | 2 | -- | 10 |
| Jax Biggers | 5 | 1 | -- | -- | 6 |
| Jake Arledge | 4 | 1 | -- | -- | 5 |
| Dominic Fletcher | 3 | 1 | 1 | -- | 5 |
| Eric Cole | 5 | -- | -- | -- | 5 |
| Jared Gates | 4 | -- | -- | -- | 4 |

HITTING STREAKS

| Name | CURRENT | 2017 | CAREER |
|------------------|---------|------|--------|
| Jake Arledge | 2 | 14 | 14 |
| Jax Biggers | 3 | 9 | 9 |
| Luke Bonfield | -- | 7 | 8 |
| Eric Cole | 1 | 9 | 9 |
| Dominic Fletcher | 2 | 5 | 5 |
| Grant Koch | 1 | 8 | 8 |
| Jordan McFarland | -- | 4 | 4 |
| Carson Shaddy | 1 | 8 | 11 |
| Chad Spanberger | -- | 12 | 12 |
| Jaxon Williams | -- | 4 | 4 |
| Evan Lee | -- | 4 | 4 |
| Jared Gates | -- | 5 | 5 |

REACHED BASE

| Name | CURRENT | 2017 | CAREER |
|------------------|---------|------|--------|
| Jake Arledge | 2 | 15 | 15 |
| Jax Biggers | 3 | 14 | 14 |
| Luke Bonfield | -- | 11 | 12 |
| Eric Cole | 1 | 10 | 10 |
| Dominic Fletcher | 3 | 8 | 8 |
| Grant Koch | 1 | 13 | 13 |
| Jared Gates | -- | 9 | 9 |
| Carson Shaddy | 1 | 19 | 19 |
| Chad Spanberger | -- | 12 | 12 |
| Jordan McFarland | -- | 5 | 5 |
| Evan Lee | -- | 7 | 7 |

HOME RUNS

| Career Home Runs | SOLO | 2R | 3R | GS | Total |
|------------------|------|----|----|----|-------|
| Jake Arledge | 3 | 2 | - | - | 5 |
| Jax Biggers | 3 | - | - | - | 3 |
| Luke Bonfield | 5 | 7 | 3 | - | 15 |
| Eric Cole | 2 | 1 | - | - | 3 |
| Dominic Fletcher | 6 | 1 | 1 | - | 8 |
| Alex Gosser | 1 | - | - | - | 1 |
| Grant Koch | 5 | 3 | 6 | 1 | 15 |
| Jared Gates | 2 | 2 | - | - | 4 |
| Carson Shaddy | 7 | 8 | - | - | 15 |
| Chad Spanberger | 8 | 3 | 5 | - | 16 |

BREAKDOWN

| | |
|--|-----------------------|
| Total | 60 |
| At Baum Stadium | 43 |
| On The Road | 14 |
| At Neutral Site | 2 |
| Vs. RHP | 43 |
| Vs. LHP | 17 |
| w/ 0 Outs | 24 |
| w/ 1 Out | 16 |
| w/ 2 Outs | 20 |
| Solo | 30 |
| Two-Run | 20 |
| Three-Run | 9 |
| Grand Slam | 1 |
| Back-To-Back | 1 |
| Pinch-Hit | 0 |
| Walk-Off | 0 |
| Before the 7th Inning | 47 |
| 7th Inning and Beyond | 12 |
| Opponent Total | 38 |
| Last HR Given Up | April 28 vs. Ole Miss |
| Longest Stretch Without HR Allowed | 7 |
| Current Streak of No HR Allowed | 2 |

HOME RUN TRACKER

| Player | Date | Opp. | On Base-Outs |
|---------------|------|-----------------|--------------|
| D. Fletcher | 2/17 | Miami (Ohio) | 0-0 |
| C. Spanberger | 2/19 | Miami (Ohio) | 0-1 |
| E. Cole | 2/19 | Miami (Ohio) | 0-0 |
| G. Koch | 2/19 | Miami (Ohio) | 2-1 |
| G. Koch | 2/24 | Bryant | 0-0 |
| C. Shaddy | 2/25 | Bryant | 1-0 |
| J. Arledge | 2/25 | Bryant | 0-2 |
| J. Arledge | 2/26 | Bryant | 1-2 |
| C. Shaddy | 2/28 | La. Tech | 1-0 |
| G. Koch | 3/1 | La. Tech | 2-0 |
| J. Biggers | 3/1 | La. Tech | 0-2 |
| L. Bonfield | 3/1 | La. Tech | 0-0 |
| J. McFarland | 3/1 | La. Tech | 1-2 |
| D. Fletcher | 3/1 | La. Tech | 0-1 |
| G. Koch | 3/4 | Nebraska | 3-2 |
| G. Koch | 3/7 | ULM | 1-1 |
| C. Shaddy | 3/7 | ULM | 1-1 |
| D. Fletcher | 3/8 | ULM | 2-2 |
| D. Fletcher | 3/10 | Rhode Island | 0-2 |
| L. Bonfield | 3/10 | Rhode Island | 0-0 |
| J. Arledge | 3/10 | Rhode Island | 0-0 |
| C. Spanberger | 3/15 | Acorn State | 1-0 |
| L. Bonfield | 3/15 | Acorn State | 0-0 |
| J. McFarland | 3/15 | Acorn State | 1-1 |
| D. Fletcher | 3/15 | Acorn State | 1-0 |
| L. Bonfield | 3/17 | Mississippi St. | 1-1 |
| G. Koch | 3/17 | Mississippi St. | 0-1 |
| C. Shaddy | 3/18 | Mississippi St. | 1-0 |
| C. Spanberger | 3/18 | Mississippi St. | 2-2 |
| C. Shaddy | 3/19 | Mississippi St. | 0-2 |
| G. Koch | 3/22 | New Orleans | 1-0 |
| J. Biggers | 3/22 | New Orleans | 0-2 |
| C. Spanberger | 3/25 | at Missouri | 0-2 |
| D. Fletcher | 3/26 | at Missouri | 0-0 |
| G. Koch | 3/26 | at Missouri | 2-2 |
| C. Shaddy | 3/26 | at Missouri | 0-0 |
| L. Bonfield | 3/31 | at Alabama | 1-0 |
| J. Gates | 4/29 | Grand Canyon | 0-0 |
| E. Cole | 4/29 | Grand Canyon | 1-0 |
| C. Shaddy | 4/30 | Grand Canyon | 0-1 |
| E. Cole | 4/7 | LSU | 0-1 |
| J. Gates | 4/7 | LSU | 1-2 |
| C. Spanberger | 4/7 | LSU | 2-0 |
| C. Spanberger | 4/8 | LSU | 2-2 |
| G. Koch | 4/8 | LSU | 0-0 |
| C. Spanberger | 4/13 | Georgia | 0-1 |
| C. Shaddy | 4/13 | Georgia | 1-0 |
| L. Bonfield | 4/13 | Georgia | 2-2 |
| J. Biggers | 4/13 | Georgia | 0-0 |
| A. Gosser | 4/13 | Georgia | 0-1 |
| L. Bonfield | 4/14 | Georgia | 1-2 |
| C. Spanberger | 4/15 | Georgia | 2-1 |
| C. Spanberger | 4/19 | Memphis | 1-1 |
| J. Gates | 4/22 | Auburn | 1-2 |
| J. Gates | 4/27 | Ole Miss | 0-0 |
| G. Koch | 4/28 | Ole Miss | 0-1 |
| G. Koch | 4/28 | Ole Miss | 1-2 |
| C. Spanberger | 4/28 | Ole Miss | 0-2 |
| D. Fletcher | 5/4 | at Tennessee | 0-2 |
| D. Fletcher | 5/6 | at Tennessee | 0-1 |

STARTERS GAME-BY-GAME

| Opponent | W-L | IP | H | R | ER | BB | K |
|------------------|-----------|-----|----|----|----|----|----|
| Miami (Ohio) | W | 4.0 | 3 | 0 | 0 | 0 | 5 |
| Miami (Ohio) | W | 4.0 | 3 | 1 | 1 | 0 | 5 |
| Miami (Ohio) | W | 3.1 | 2 | 1 | 1 | 2 | 5 |
| Bryant | -- | 5.0 | 4 | 3 | 3 | 1 | 4 |
| Bryant | W | 5.2 | 2 | 0 | 0 | 4 | 6 |
| Bryant | -- | 3.1 | 4 | 2 | 2 | 2 | 2 |
| @ La. Tech | L | 5.1 | 2 | 3 | 1 | 2 | 7 |
| @ La. Tech | -- | 1.0 | 2 | 3 | 3 | 0 | 0 |
| vs. Arizona | L | 6.0 | 5 | 2 | 1 | 0 | 10 |
| vs. Nebraska | W | 6.0 | 3 | 2 | 1 | 3 | 8 |
| vs. Oklahoma St. | L | 2.0 | 5 | 5 | 4 | 2 | 2 |
| ULM | W | 6.0 | 7 | 2 | 2 | 2 | 10 |
| ULM | W | 5.0 | 3 | 2 | 2 | 1 | 9 |
| Rhode Island | -- | 4.1 | 6 | 2 | 2 | 0 | 4 |
| Rhode Island | -- | 8.1 | 2 | 2 | 0 | 0 | 13 |
| Rhode Island | L | 5.0 | 7 | 3 | 3 | 0 | 3 |
| Alcorn St. | -- | 4.0 | 5 | 1 | 1 | 0 | 3 |
| Alcorn St. | W | 3.0 | 6 | 1 | 1 | 1 | 6 |
| Mississippi St. | W | 7.0 | 3 | 1 | 1 | 0 | 11 |
| Mississippi St. | W | 6.1 | 7 | 4 | 2 | 1 | 8 |
| Mississippi St. | W | 4.2 | 5 | 0 | 0 | 1 | 3 |
| New Orleans | -- | 2.2 | 2 | 0 | 0 | 4 | 3 |
| @ Missouri | W | 6.0 | 5 | 2 | 2 | 1 | 7 |
| @ Missouri | L | 5.1 | 6 | 4 | 4 | 1 | 10 |
| @ Missouri | W | 3.0 | 4 | 1 | 1 | 2 | 1 |
| Grambling St. | Cancelled | | | | | | |
| @ Alabama | W | 8.0 | 3 | 1 | 1 | 0 | 7 |
| @ Alabama | L | 1.1 | 4 | 4 | 4 | 1 | 0 |
| @ Alabama | -- | 3.0 | 5 | 3 | 3 | 0 | 2 |
| Grand Canyon | -- | 2.0 | 0 | 0 | 0 | 2 | 2 |
| Grand Canyon | W | 4.0 | 5 | 0 | 0 | 0 | 10 |
| LSU | W | 6.0 | 3 | 0 | 0 | 3 | 6 |
| LSU | -- | 7.0 | 5 | 2 | 2 | 0 | 7 |
| LSU | -- | 3.1 | 4 | 1 | 1 | 2 | 2 |
| @ Missouri St. | -- | 1.2 | 3 | 1 | 1 | 0 | 2 |
| Georgia | W | 6.0 | 5 | 1 | 1 | 1 | 5 |
| Georgia | -- | 4.2 | 5 | 2 | 2 | 0 | 6 |
| Georgia | -- | 3.0 | 5 | 3 | 2 | 1 | 3 |
| Memphis | -- | 3.0 | 3 | 3 | 3 | 3 | 2 |
| vs. Memphis | W | 7.0 | 1 | 0 | 0 | 1 | 7 |
| @ Auburn | L | 2.1 | 8 | 8 | 8 | 4 | 1 |
| @ Auburn | -- | 1.1 | 5 | 3 | 3 | 1 | 3 |
| @ Auburn | -- | 1.2 | 5 | 4 | 4 | 0 | 1 |
| vs. Kansas St. | -- | 2.0 | 1 | 1 | 1 | 0 | 1 |
| Ole Miss | L | 7.1 | 7 | 5 | 5 | 2 | 10 |
| Ole Miss | L | 6.0 | 7 | 4 | 3 | 1 | 5 |
| Ole Miss | -- | 1.2 | 3 | 3 | 3 | 2 | 2 |
| @ Tennessee | -- | 5.0 | 5 | 3 | 3 | 1 | 2 |
| @ Tennessee | W | 7.0 | 1 | 0 | 0 | 2 | 11 |
| @ Tennessee | Cancelled | | | | | | |
| Vanderbilt | -- | -- | -- | -- | -- | -- | -- |
| Vanderbilt | -- | -- | -- | -- | -- | -- | -- |
| Vanderbilt | -- | -- | -- | -- | -- | -- | -- |
| @Texas A&M | -- | -- | -- | -- | -- | -- | -- |
| @Texas A&M | -- | -- | -- | -- | -- | -- | -- |
| @Texas A&M | -- | -- | -- | -- | -- | -- | -- |

BULLPEN GAME-BY-GAME

| Opponent | W-L-S | IP | H | R | ER | BB | K |
|------------------|--------------------------|-----|----|----|----|----|----|
| Miami (Ohio) | -- | 5.0 | 3 | 0 | 0 | 0 | 7 |
| Miami (Ohio) | -- | 5.0 | 1 | 0 | 0 | 1 | 6 |
| Miami (Ohio) | -- | 5.2 | 2 | 0 | 0 | 3 | 8 |
| Bryant | W-S | 4.0 | 6 | 5 | 3 | 5 | 7 |
| Bryant | -- | 3.1 | 8 | 7 | 7 | 1 | 6 |
| Bryant | W | 5.2 | 6 | 4 | 4 | 3 | 5 |
| @ La. Tech | -- | 2.2 | 4 | 1 | 0 | 0 | 2 |
| @ La. Tech | W | 8.0 | 9 | 7 | 7 | 3 | 9 |
| vs. Arizona | -- | 2.0 | 2 | 1 | 1 | 1 | 0 |
| vs. Nebraska | -- | 3.0 | 2 | 3 | 3 | 3 | 2 |
| vs. Oklahoma St. | -- | 7.0 | 5 | 3 | 2 | 4 | 4 |
| ULM | -- | 3.0 | 3 | 1 | 1 | 0 | 3 |
| ULM | -- | 4.0 | 0 | 0 | 0 | 2 | 5 |
| Rhode Island | W | 4.2 | 3 | 0 | 0 | 0 | 3 |
| Rhode Island | W | 0.2 | 1 | 0 | 0 | 0 | 2 |
| Rhode Island | -- | 4.0 | 1 | 0 | 0 | 3 | 5 |
| Alcorn St. | W | 5.0 | 6 | 1 | 1 | 1 | 4 |
| Alcorn St. | -- | 6.0 | 3 | 2 | 2 | 2 | 7 |
| Mississippi St. | S | 2.2 | 0 | 0 | 0 | 1 | 5 |
| Mississippi St. | S | 1.1 | 1 | 0 | 0 | 0 | 3 |
| Mississippi St. | S | 4.1 | 1 | 1 | 1 | 1 | 5 |
| New Orleans | W-S | 6.1 | 3 | 2 | 2 | 3 | 7 |
| @ Missouri | S | 3.0 | 2 | 0 | 0 | 1 | 4 |
| @ Missouri | -- | 2.2 | 5 | 3 | 3 | 1 | 4 |
| @ Missouri | -- | 6.0 | 7 | 7 | 7 | 7 | 7 |
| Grambling St. | Cancelled | | | | | | |
| @ Alabama | -- | 1.0 | 0 | 0 | 0 | 0 | 0 |
| @ Alabama | -- | 6.2 | 6 | 3 | 3 | 1 | 10 |
| @ Alabama | W | 6.0 | 4 | 2 | 2 | 4 | 4 |
| Grand Canyon | W | 7.0 | 5 | 2 | 2 | 0 | 6 |
| Grand Canyon | -- | 5.0 | 5 | 1 | 1 | 2 | 8 |
| LSU | -- | 3.0 | 6 | 3 | 3 | 2 | 2 |
| LSU | L | 2.0 | 4 | 8 | 5 | 2 | 2 |
| LSU | L | 5.2 | 2 | 1 | 1 | 0 | 5 |
| @ Missouri St. | W | 7.2 | 6 | 3 | 3 | 3 | 9 |
| Georgia | -- | 3.0 | 2 | 3 | 3 | 5 | 4 |
| Georgia | W | 5.1 | 5 | 2 | 1 | 3 | 4 |
| Georgia | W | 6.0 | 6 | 0 | 0 | 3 | 3 |
| Memphis | W | 6.0 | 5 | 4 | 4 | 1 | 5 |
| vs. Memphis | S | 2.0 | 0 | 0 | 0 | 0 | 1 |
| @ Auburn | -- | 5.2 | 7 | 7 | 7 | 4 | 5 |
| @ Auburn | W | 7.1 | 2 | 0 | 0 | 4 | 11 |
| @ Auburn | L | 6.1 | 11 | 7 | 7 | 3 | 4 |
| vs. Kansas St. | W | 8.0 | 8 | 4 | 4 | 7 | 9 |
| Ole Miss | -- | 1.2 | 4 | 4 | 4 | 1 | 1 |
| Ole Miss | -- | 3.0 | 2 | 0 | 0 | 2 | 2 |
| Ole Miss | W | 7.1 | 6 | 1 | 1 | 3 | 5 |
| @ Tennessee | L | 3.0 | 4 | 2 | 0 | 1 | 2 |
| @ Tennessee | Complete Game By Starter | | | | | | |
| @ Tennessee | Cancelled | | | | | | |
| Vanderbilt | -- | -- | -- | -- | -- | -- | -- |
| Vanderbilt | -- | -- | -- | -- | -- | -- | -- |
| Vanderbilt | -- | -- | -- | -- | -- | -- | -- |
| @Texas A&M | -- | -- | -- | -- | -- | -- | -- |
| @Texas A&M | -- | -- | -- | -- | -- | -- | -- |
| @Texas A&M | -- | -- | -- | -- | -- | -- | -- |

RECORD PER STARTER

| Pitcher (Total Starts) | Record |
|------------------------|--------|
| Blaine Knight (12) | 8-4 |
| Trevor Stephan (12) | 8-4 |
| Kevin Kopps (3) | 3-0 |
| Josh Alberius (9) | 3-5 |
| Evan Lee (1) | 1-0 |
| Dominic Taccolini (2) | 2-0 |
| Kacey Murphy (7) | 7-0 |
| Barrett Loseke (2) | 2-0 |

QUALITY STARTS

| Pitcher (Total Starts) | QS | Record |
|------------------------|----|--------|
| Blaine Knight (12) | 6 | 5-1 |
| Trevor Stephan (12) | 6 | 4-2 |
| Dominic Taccolini (2) | 1 | 1-0 |
| Kacey Murphy (7) | 1 | 1-0 |

RUN SUPPORT

| Pitcher (Total Starts) | Runs | Per Start |
|------------------------|------|-----------|
| Blaine Knight (12) | 75 | 6.3 |
| Trevor Stephan (12) | 67 | 5.6 |
| Kevin Kopps (3) | 33 | 11.0 |
| Josh Alberius (9) | 46 | 5.1 |
| Evan Lee (1) | 13 | 13.0 |
| Dominic Taccolini (2) | 15 | 7.5 |
| Kacey Murphy (7) | 54 | 7.7 |
| Barrett Loseke (2) | 27 | 13.5 |

Game-By-Game Batting Order

2017 RECORD: 35-13 • HOME: 25-5 • AWAY: 8-6 • NEUTRAL: 2-2 • SEC: 14-9

| Date | Opposing team | 1 | 2 | 3 | 4 | 5 | 6 | 7 | 8 | 9 |
|----------------|---------------------------|------------|------------|----------|----------|-----------|-----------|------------|------------|----------|
| Feb. 17, 2017 | MIAMI (OHIO) | Cole | Biggers | Bonfield | Koch | Fletcher | Shaddy | Spanberger | Arledge | Wilson |
| Feb. 18, 2017 | MIAMI (OHIO) | Arledge | Cole | Bonfield | Koch | Fletcher | Shaddy | McFarland | Spanberger | Biggers |
| Feb. 19, 2017 | MIAMI (OHIO) | Cole | Biggers | Bonfield | Koch | Fletcher | Shaddy | Spanberger | Burch | Wilson |
| Feb. 24, 2017 | BRYANT | Cole | Lee | Bonfield | Koch | Fletcher | Shaddy | Spanberger | Biggers | Wilson |
| Feb. 25, 2017 | BRYANT | Cole | Arledge | Bonfield | Koch | Fletcher | Shaddy | McFarland | Biggers | Williams |
| Feb. 26, 2017 | BRYANT | Arledge | Lee | Bonfield | Koch | Fletcher | Shaddy | Spanberger | Biggers | Wilson |
| Feb. 28, 2017 | at Louisiana Tech | Arledge | Cole | Bonfield | Koch | Fletcher | Shaddy | Spanberger | Williams | Biggers |
| March 1, 2017 | at Louisiana Tech | Cole | Arledge | Bonfield | Koch | Fletcher | Shaddy | Biggers | McFarland | Wilson |
| March 3, 2017 | vs. No. 5 Arizona | Cole | Arledge | Bonfield | Koch | Fletcher | Shaddy | Biggers | McFarland | Wilson |
| March 4, 2017 | vs. Nebraska | Arledge | Spanberger | Bonfield | Koch | Fletcher | Shaddy | Lee | McFarland | Biggers |
| March 5, 2017 | vs. No. 14 Oklahoma State | Arledge | Cole | Bonfield | Koch | Fletcher | Shaddy | McFarland | Williams | Biggers |
| March 7, 2017 | ULM | Cole | Spanberger | Bonfield | Koch | Lee | Shaddy | Gosser | Biggers | Wilson |
| March 8, 2017 | ULM | Arledge | Spanberger | Bonfield | Koch | Fletcher | Shaddy | McFarland | Biggers | Williams |
| March 10, 2017 | RHODE ISLAND-1 | Arledge | Cole | Bonfield | Koch | Shaddy | Fletcher | McFarland | Williams | Biggers |
| March 10, 2017 | RHODE ISLAND-2 | Arledge | Spanberger | Bonfield | Koch | Fletcher | Shaddy | Gosser | Biggers | Wilson |
| March 12, 2017 | RHODE ISLAND | Arledge | Spanberger | Bonfield | Koch | Fletcher | Shaddy | Lee | Biggers | Wilson |
| March 14, 2017 | ALCORN STATE | Arledge | Cole | Bonfield | Koch | McFarland | Burch | Williams | Gosser | Wilson |
| March 15, 2017 | ALCORN STATE | Arledge | Spanberger | Bonfield | Koch | Fletcher | McFarland | Burch | Williams | Biggers |
| March 17, 2017 | MISSISSIPPI STATE | Arledge | Spanberger | Bonfield | Koch | Fletcher | Shaddy | Burch | Williams | Biggers |
| March 18, 2017 | MISSISSIPPI STATE | Arledge | Spanberger | Bonfield | Koch | Fletcher | Shaddy | Burch | Cole | Biggers |
| March 19, 2017 | MISSISSIPPI STATE | Arledge | Spanberger | Bonfield | Koch | Shaddy | Fletcher | McFarland | Cole | Biggers |
| March 22, 2017 | NEW ORLEANS | Arledge | Spanberger | Bonfield | Koch | Shaddy | Cole | Gates | McFarland | Biggers |
| March 24, 2017 | at No. 18 Missouri | Arledge | Spanberger | Bonfield | Koch | Fletcher | Shaddy | Cole | Gates | Biggers |
| March 25, 2017 | at No. 18 Missouri | Arledge | Spanberger | Bonfield | Koch | Fletcher | Shaddy | Burch | Kenley | Biggers |
| March 26, 2017 | at No. 18 Missouri | Arledge | Spanberger | Bonfield | Koch | Fletcher | Shaddy | Cole | McFarland | Biggers |
| March 31, 2017 | at Alabama | Arledge | Spanberger | Bonfield | Koch | Fletcher | Shaddy | Cole | Gates | Biggers |
| April 1, 2017 | at Alabama | Arledge | Spanberger | Bonfield | Koch | Fletcher | Shaddy | Williams | McFarland | Biggers |
| April 2, 2017 | at Alabama | Arledge | Spanberger | Bonfield | Koch | Fletcher | Shaddy | Cole | Gates | Biggers |
| April 4, 2017 | GRAND CANYON-1 | Arledge | Spanberger | Bonfield | Koch | Gates | Shaddy | Cole | Lee | Biggers |
| April 5, 2017 | GRAND CANYON-2 | Spanberger | Bonfield | Koch | Fletcher | Shaddy | Gates | McFarland | Gosser | Kenley |
| April 7, 2017 | NO. 13 LSU | Arledge | Spanberger | Bonfield | Koch | Fletcher | Shaddy | Gates | Cole | Biggers |
| April 8, 2017 | NO. 13 LSU | Arledge | Spanberger | Bonfield | Koch | Fletcher | Shaddy | Gates | Cole | Biggers |
| April 9, 2017 | NO. 13 LSU | Arledge | Spanberger | Bonfield | Koch | Fletcher | Shaddy | Gates | Cole | Biggers |
| April 11, 2017 | at No. 28 Missouri State | Arledge | Spanberger | Bonfield | Koch | Shaddy | Gates | Williams | McFarland | Biggers |
| April 13, 2017 | GEORGIA | Arledge | Spanberger | Bonfield | Koch | Shaddy | Gates | McFarland | Fletcher | Biggers |
| April 14, 2017 | GEORGIA | Arledge | Spanberger | Bonfield | Koch | Shaddy | Gates | Cole | Fletcher | Biggers |
| April 15, 2017 | GEORGIA | Lee | Spanberger | Bonfield | Koch | Gates | Shaddy | Cole | Fletcher | Biggers |
| April 18, 2017 | MEMPHIS | Arledge | Spanberger | Bonfield | Koch | Gates | Shaddy | Cole | Fletcher | Biggers |
| April 19, 2017 | MEMPHIS | Arledge | Spanberger | Bonfield | Gates | Shaddy | Cole | Fletcher | Gosser | Biggers |
| April 21, 2017 | at No. 10 Auburn | Arledge | Spanberger | Bonfield | Koch | Gates | Shaddy | Cole | Fletcher | Biggers |
| April 22, 2017 | at No. 10 Auburn | Arledge | Spanberger | Bonfield | Gates | Koch | Cole | Shaddy | Fletcher | Biggers |
| April 23, 2017 | at No. 10 Auburn | Arledge | Spanberger | Bonfield | Gates | Koch | Cole | Shaddy | Fletcher | Biggers |
| April 25, 2017 | vs. Kansas State | Arledge | Spanberger | Bonfield | Koch | Gates | Shaddy | Cole | McFarland | Biggers |
| April 27, 2017 | OLE MISS | Arledge | Spanberger | Bonfield | Koch | Gates | Shaddy | Cole | Fletcher | Biggers |
| April 28, 2017 | OLE MISS-1 | Arledge | Spanberger | Bonfield | Shaddy | Gates | Cole | Koch | McFarland | Biggers |
| April 28, 2017 | OLE MISS-2 | Cole | Spanberger | Bonfield | Koch | Shaddy | Gates | Arledge | Lee | Biggers |
| May 4, 2017 | at Tennessee | Cole | Spanberger | Bonfield | Koch | Gates | Shaddy | Fletcher | Arledge | Biggers |
| May 6, 2017 | at Tennessee | Cole | Spanberger | Bonfield | Koch | Gates | Shaddy | Fletcher | Arledge | Biggers |

Defensive Starting Lineups

2017 RECORD: 35-13 • HOME: 25-5 • AWAY: 8-6 • NEUTRAL: 2-2 • SEC: 14-9

| Date | Opposing team | C | 1B | 2B | 3B | SS | LF | CF | RF | DH |
|----------------|---------------------------|--------|------------|----------|------------|---------|----------|----------|------------|-----------|
| Feb. 17, 2017 | MIAMI (OHIO) | Koch | Spanberger | Shaddy | Wilson | Biggers | Bonfield | Fletcher | Arledge | Cole |
| Feb. 18, 2017 | MIAMI (OHIO) | Koch | McFarland | Shaddy | Spanberger | Biggers | Arledge | Fletcher | Cole | Bonfield |
| Feb. 19, 2017 | MIAMI (OHIO) | Koch | Spanberger | Shaddy | Wilson | Biggers | Bonfield | Fletcher | Cole | Burch |
| Feb. 24, 2017 | BRYANT | Koch | Spanberger | Shaddy | Wilson | Biggers | Bonfield | Fletcher | Cole | Lee |
| Feb. 25, 2017 | BRYANT | Koch | McFarland | Williams | Shaddy | Biggers | Arledge | Fletcher | Cole | Bonfield |
| Feb. 26, 2017 | BRYANT | Koch | Spanberger | Shaddy | Wilson | Biggers | Bonfield | Fletcher | Arledge | Lee |
| Feb. 28, 2017 | at Louisiana Tech | Koch | Spanberger | Williams | Shaddy | Biggers | Bonfield | Fletcher | Arledge | Cole |
| March 1, 2017 | at Louisiana Tech | Koch | McFarland | Shaddy | Wilson | Biggers | Arledge | Fletcher | Cole | Bonfield |
| March 3, 2017 | vs. No. 5 Arizona | Koch | McFarland | Shaddy | Wilson | Biggers | Arledge | Fletcher | Cole | Bonfield |
| March 4, 2017 | vs. Nebraska | Koch | McFarland | Shaddy | Spanberger | Biggers | Bonfield | Fletcher | Arledge | Lee |
| March 5, 2017 | vs. No. 14 Oklahoma State | Koch | McFarland | Williams | Shaddy | Biggers | Arledge | Fletcher | Cole | Bonfield |
| March 7, 2017 | ULM | Gosser | Spanberger | Shaddy | Wilson | Biggers | Bonfield | Cole | Lee | Koch |
| March 8, 2017 | ULM | Koch | McFarland | Williams | Spanberger | Biggers | Bonfield | Fletcher | Arledge | Shaddy |
| March 10, 2017 | RHODE ISLAND-1 | Koch | McFarland | Williams | Shaddy | Biggers | Bonfield | Fletcher | Arledge | Cole |
| March 10, 2017 | RHODE ISLAND-2 | Gosser | Spanberger | Shaddy | Wilson | Biggers | Bonfield | Fletcher | Arledge | Koch |
| March 12, 2017 | RHODE ISLAND | Koch | Spanberger | Shaddy | Wilson | Biggers | Bonfield | Fletcher | Arledge | Lee |
| March 14, 2017 | ALCORN STATE | Gosser | McFarland | Williams | Burch | Wilson | Bonfield | Arledge | Cole | Koch |
| March 15, 2017 | ALCORN STATE | Koch | McFarland | Williams | Spanberger | Biggers | Bonfield | Fletcher | Arledge | Burch |
| March 17, 2017 | MISSISSIPPI STATE | Koch | Spanberger | Williams | Shaddy | Biggers | Bonfield | Fletcher | Arledge | Burch |
| March 18, 2017 | MISSISSIPPI STATE | Koch | Spanberger | Shaddy | Burch | Biggers | Bonfield | Fletcher | Arledge | Cole |
| March 19, 2017 | MISSISSIPPI STATE | Koch | McFarland | Shaddy | Spanberger | Biggers | Bonfield | Fletcher | Arledge | Cole |
| March 22, 2017 | NEW ORLEANS | Koch | Spanberger | Shaddy | Gates | Biggers | Bonfield | Arledge | Cole | McFarland |
| March 24, 2017 | at No. 18 Missouri | Koch | Spanberger | Shaddy | Gates | Biggers | Bonfield | Fletcher | Arledge | Cole |
| March 25, 2017 | at No. 18 Missouri | Koch | Spanberger | Shaddy | Kenley | Biggers | Bonfield | Fletcher | Arledge | Burch |
| March 26, 2017 | at No. 18 Missouri | Koch | McFarland | Shaddy | Spanberger | Biggers | Bonfield | Fletcher | Cole | Arledge |
| March 31, 2017 | at Alabama | Koch | Spanberger | Shaddy | Gates | Biggers | Bonfield | Fletcher | Arledge | Cole |
| April 1, 2017 | at Alabama | Koch | McFarland | Shaddy | Spanberger | Biggers | Bonfield | Fletcher | Arledge | Williams |
| April 2, 2017 | at Alabama | Koch | Spanberger | Shaddy | Gates | Biggers | Arledge | Fletcher | Cole | Bonfield |
| April 4, 2017 | GRAND CANYON | Koch | Spanberger | Shaddy | Gates | Biggers | Bonfield | Arledge | Cole | Lee |
| April 5, 2017 | GRAND CANYON | Gosser | McFarland | Shaddy | Gates | Kenley | Bonfield | Fletcher | Spanberger | Koch |
| April 7, 2017 | NO. 13 LSU | Koch | Spanberger | Shaddy | Gates | Biggers | Bonfield | Fletcher | Arledge | Cole |
| April 8, 2017 | NO. 13 LSU | Koch | Spanberger | Shaddy | Gates | Biggers | Bonfield | Fletcher | Arledge | Cole |
| April 9, 2017 | NO. 13 LSU | Koch | Spanberger | Shaddy | Gates | Biggers | Arledge | Fletcher | Cole | Bonfield |
| April 11, 2017 | at No. 28 Missouri State | Koch | McFarland | Shaddy | Gates | Biggers | Bonfield | Arledge | Spanberger | Williams |
| April 13, 2017 | GEORGIA | Koch | Spanberger | Shaddy | Gates | Biggers | Bonfield | Fletcher | Arledge | McFarland |
| April 14, 2017 | GEORGIA | Koch | Spanberger | Shaddy | Gates | Biggers | Bonfield | Fletcher | Arledge | Cole |
| April 15, 2017 | GEORGIA | Koch | Spanberger | Shaddy | Gates | Biggers | Bonfield | Fletcher | Cole | Lee |
| April 18, 2017 | MEMPHIS | Koch | Spanberger | Shaddy | Gates | Biggers | Arledge | Fletcher | Cole | Bonfield |
| April 19, 2017 | MEMPHIS | Gosser | Spanberger | Shaddy | Gates | Biggers | Bonfield | Fletcher | Arledge | Cole |
| April 21, 2017 | at No. 10 Auburn | Koch | Spanberger | Shaddy | Gates | Biggers | Bonfield | Fletcher | Arledge | Cole |
| April 22, 2017 | at No. 10 Auburn | Koch | Spanberger | Shaddy | Gates | Biggers | Arledge | Fletcher | Cole | Bonfield |
| April 23, 2017 | at No. 10 Auburn | Koch | Spanberger | Shaddy | Gates | Biggers | Arledge | Fletcher | Cole | Bonfield |
| April 25, 2017 | vs. Kansas State | Koch | McFarland | Shaddy | Gates | Biggers | Cole | Arledge | Spanberger | Bonfield |
| April 27, 2017 | OLE MISS | Koch | Spanberger | Shaddy | Gates | Biggers | Bonfield | Fletcher | Arledge | Cole |
| April 28, 2017 | OLE MISS-1 | Koch | Spanberger | Shaddy | Gates | Biggers | Bonfield | Arledge | Cole | McFarland |
| April 28, 2017 | OLE MISS-2 | Koch | Spanberger | Shaddy | Gates | Biggers | Bonfield | Arledge | Cole | Lee |
| May 4, 2017 | at Tennessee | Koch | Spanberger | Shaddy | Gates | Biggers | Arledge | Fletcher | Cole | Bonfield |
| May 6, 2017 | at Tennessee | Koch | Spanberger | Shaddy | Gates | Biggers | Arledge | Fletcher | Cole | Bonfield |

THE LAST TIME AN ARKANSAS PLAYER...

4 Hits in a game.....Chad Spanberger at No. 10 Auburn, April 23, 2017
5 Hits in a game.....Andy Wilkins at No. 9 Oklahoma (Norman Regional), May 31, 2009
6 Hits in a game.....Jeremy Jackson vs. Northeastern (Okla.), April 16, 1997

2 Hits in an inning..... Tyler Spoon and Brian Anderson, at No. 6 South Carolina, March 22, 2013

2 Doubles in a game..... Luke Bonfield at No. 10 Auburn, April 22, 2017
3 Doubles in a game..... Carson Shaddy vs. Nebraska, March 4, 2017
4 Doubles in a game..... Rodney Nye vs. La. Tech, March 31, 1998
2 Triples in a game..... Bobby Wernes vs. North Dakota, Feb. 14, 2015

Led off a game with a HR..... Tim Carver vs. Oral Roberts, April 24, 2012
2 Home runs in a game..... Michael Bernal vs. Auburn, March 26, 2016
3 Home runs in a game..... Brett Eibner vs. Grambling State, June 4, 2010
Grand Slam..... Grant Koch vs. Nebraska, March 4, 2017
HR in consecutive AB..... Michael Bernal vs. Auburn, March 26, 2016
HR in 4 straight games..... Aaron Murphree vs. OSU, So. Dakota St. & Siena, March 2-8, 2008
HR in 5 straight games..... Aaron Murphree vs. OSU, So. Dakota St. & Siena, March 2-8, 2008
HR in 6 straight games..... Aaron Murphree vs. OSU, So. Dakota St. & Siena, March 2-9, 2008
Pinch-hit home run..... Chad Spanberger vs. Eastern Illinois, March 5, 2016
Inside the park home run..... Eric Cole vs. Miami (Ohio), February 19, 2017
Back-to-Back Home Runs ..Chad Spanberger and Luke Bonfield vs. Alcorn State, March 15, 2017

4 Runs in a game..... Luke Bonfield vs. Nebraska, March 4, 2017
5 Runs in a game..... Andrew Benintendi vs Mississippi Valley State, April 8, 2015
6 Runs in a game..... Jeremy Jackson vs. Northeastern (Okla.), April 16, 1997

4 RBI in a game..... Chad Spanberger and Dominic Fletcher vs. Memphis, April 18, 2017
5 RBI in a game..... Chad Spanberger vs. No. 13 LSU, March 8, 2017
6 RBI in a game..... Carson Shaddy vs. Grambling State, March 15, 2016
7 RBI in a game..... Brett Eibner vs. Grambling State (Fayetteville Regional), June 4, 2010
8 RBI in a game..... Rodney Nye vs. ORU, April 14, 1999
9 RBI in a game..... Ryan Lundquist vs. Central Missouri St., March 4, 1997

2 Stolen bases in a game..... Carson Shaddy at #14 Ole Miss, April 8, 2016
3 Stolen bases in a game..... Andrew Benintendi vs Stephen F. Austin, April 15, 2015
4 Stolen bases in a game..... Logan Forsythe vs. Ole Miss, May 19, 2007
Stole home..... Bobby Wernes vs. Ole Miss, March 28, 2015

2 Errors in a game..... Carson Shaddy vs. Georgia, April 14, 2017
3 Errors in a game..... Bobby Wernes, at LSU, April 12, 2014
4 Errors in a game..... Chris Shaddy vs. TCU, April 27, 1980

9-Inning no-hitter..... Scott Roehl vs. Kansas St., March 20, 2001
9-Inning combined no-hitter..... Nick Schmidt (6.0), Brian McLelland (1.0) & Devin Collis (2.0)
..... vs. Oklahoma State, February 12, 2006
1-Hitter..... Trevor Stephan (7.0) at Tennessee, May 6, 2017
1-Hitter combined..... Kacey Murphy (7.0 IP, 1H), Josh Alberius (2.0 IP, 0 H), vs. Memphis, April 18, 2017
2-Hitter..... Keaton McKinney at Alabama, May 2, 2015
2-Hitter combined..... Loseke (4.0 IP, 1 H), Murphy (1.2 IP, 0 H), Alberius (1.2 IP, 0 H), Harris (0.2 IP, 0 H), Willey (0.2 IP, 1 H), Rodriguez (0.1 IP, 0 H) vs. Western Illinois, March 13, 2016)
3-Hitter..... Ryne Stanek (9.0 IP), at No. 6 South Carolina, March 23, 2013
3-Hitter combined..... Blaine Knight (8.0 IP) and Dominic Taccolini (1.0 IP), at Alabama, March 31, 2017
Complete game..... Trevor Stephan at Tennessee, May 6, 2017
Complete-game shutout..... Trevor Stephan at Tennessee, May 6, 2017
10-inning or more start..... Dominic Taccolini at #12 Kentucky (10 innings), April 22, 2016
Had 10 strikeouts..... Blaine Knight vs. Ole Miss, April 27, 2017
Had 11 strikeouts..... Trevor Stephan at Tennessee, May 6, 2017
Had 12 strikeouts..... Drew Smyly vs. No. 9 Oklahoma (Norman Regional), May 31, 2009
Had 13 strikeouts..... Trevor Stephan vs. Rhode Island, March 10, 2017
Had 14 strikeouts..... David Walling vs. South Carolina, May 16, 1999
Had 15 strikeouts..... Nick Schmidt vs. Auburn, May 18, 2006
Had 16 strikeouts..... David Walling vs. Eastern Illinois, Feb. 20, 1998
Had 17 strikeouts..... Jess Todd vs. South Carolina (SEC Tournament), May 24, 2007

THE LAST TIME AN ARKANSAS TEAM...

Scored 10 runs..... vs. Gonzaga, March 9, 2016
Scored 11 runs..... vs. Georgia, April 15, 2017
Scored 12 runs..... at No. 28 Missouri State, April 11, 2017
Scored 13 runs..... at Louisiana Tech, March 1, 2017
Scored 14 runs..... vs. Georgia, April 13, 2017
Scored 15 runs..... vs. Nebraska, March 4, 2017
Scored 16 runs..... vs. Memphis, April 18, 2017
Scored 17 runs..... vs. Villanova, February 19, 2012
Scored 18 runs..... vs. Missouri State, June 5, 2015
Scored 19 runs..... vs. Grambling State (Fayetteville Regional), June 4, 2010
Scored 20 runs..... vs. Mississippi Valley State, Feb. 24, 2016
Scored 21 runs..... vs. Mississippi Valley State, Feb. 23, 2016
Scored 22 runs..... vs. Louisiana Tech, Feb. 14, 2004
Scored 23 runs..... Never
Scored 24 runs..... Missouri Southern, Feb. 11, 1998
Scored 25 runs..... Missouri Southern, Feb. 4, 2001
Scored 26 runs..... vs. Iowa (in Arlington, Texas), Feb. 14, 1997
Scored 27 runs..... Never
Scored 28 runs..... vs. Wisconsin-Milwaukee (2), Feb. 18, 2007
Scored 29 runs..... Morningside, April 6, 1968
Scored 30 runs..... at South Carolina, March 30, 1997
Scored 31-32 runs..... 32 vs. Saint Louis, April 7, 2010
Scored 33 + runs..... 33 vs. Southwest Baptist, March 21, 1984

Had 14 hits..... vs. Georgia, April 15, 2017
Had 15 hits..... vs. Memphis, April 18, 2017
Had 16 hits..... vs. ULM, March 7, 2017
Had 17 hits..... at Alabama, March 31, 2017
Had 18 hits..... at No. 28 Missouri State, April 11, 2017
Had 19 hits..... vs. Mississippi Valley State, Feb. 23, 2016
Had 20 hits..... at Mississippi State, April 11, 2010
Had 21 hits..... Kentucky, April 28, 2001
Had 22 hits..... vs. Wisconsin-Milwaukee (2), Feb. 18, 2007
Had 23 hits..... Centenary, March 31, 1999
Had 24 hits..... Georgia, March 17, 2001
Had 25 hits..... at Centenary, March 23, 2005
Had 26-29 hits..... 28 at South Carolina, March 30, 1997
Had 30 hits..... vs. Saint Louis, April 7, 2010
Had 31+ hits..... 32 vs. Southwest Baptist, March 21, 1984

Hit four or more home runs in a game...5 - C. Spanberger, Luke Bonfield, C. Shaddy, J. Biggers
A. Gosser vs. Georgia, April 13, 2017

4 Errors in a game..... at No. 13 LSU, May 7, 2016
5 Errors in a game..... vs. #2 Florida, April 14, 2016
6 Errors in a game..... vs. Eastern Illinois, March 5, 2016
7 Errors in a game..... vs. La. Tech, March 20, 2001

Was Shutout..... vs. LSU, April 9, 2017
Was Shutout Back-to-Back..... vs. LSU, April 23-24, 2005 (7-0, 6-0)
Held to 1 hit..... vs. Missouri State, May 17, 2016
Held to 2 hits..... vs. Ole Miss, April 27, 2017
Held to 3 hits..... vs. Florida, May 21, 2015 (0-10)

Swept an SEC Home Series (three games)..... vs. Georgia, April 13-15, 2017
Swept an SEC Road Series (three games)..... at Alabama, April 30-May 2, 2015

Was Swept in SEC Home Series..... vs. Alabama, May 13-15, 2016
Was Swept in SEC Road Series..... at No. 13 LSU, May 6-8, 2016

Swept a Non-conference Home Series..... vs. Memphis, April 18-19, 2017
Swept a Non-conference Road Series..... at McNeese State, March 23-24, 2010
Was Swept in a Non-conference Home Series..... Gonzaga, March 10-11, 2015
Was Swept in a Non-conference Road Series..... at Nebraska, April 16, 2013
Won a Non-conference Home Series..... vs. Alcorn State, March 14-15
Lost a Non-conference Home Series..... vs. South Alabama, February 28-March 1, 2014
Lost a Non-conference Road Series..... at Nebraska, April 16, 2013

Back-to-Back Shutouts..... UK (1-0) April 22 and UK (2-0) April 22-23, 2016
Most Consecutive Shutouts..... 4 vs. Wisconsin (March 15-16, 1980)
Shut out an opponent at home..... vs. Memphis (2-0), April 18, 2017
Shut out an opponent on the road..... at Tennessee (2-0), May 6, 2017
Shut out an SEC opponent at home..... vs. South Carolina (7-0), April 5, 2014
Shut out an SEC opponent on the road..... at Tennessee (2-0), May 6, 2017

Game-By-Game Hitting

2017 RECORD: 35-13 • HOME: 25-5 • AWAY: 8-6 • NEUTRAL: 2-2 • SEC: 14-9

| Date | Opponent | AB | R | H | RBI | 2B | 3B | HR | BB | IBB | SB | CS | HBP | SAC | SF | GDP | K | PO | A | LOB | Avg |
|----------------|-------------------|-------------|------------|------------|------------|-----------|----------|-----------|------------|----------|-----------|-----------|-----------|-----------|-----------|-----------|------------|-------------|------------|------------|-------------|
| Feb 17, 2017 | MIAMI (OHIO) | 32 | 7 | 8 | 7 | 0 | 0 | 1 | 5 | 0 | 1 | 0 | 3 | 0 | 0 | 0 | 8 | 27 | 9 | 9 | .250 |
| Feb 18, 2017 | MIAMI (OHIO) | 34 | 5 | 10 | 5 | 1 | 0 | 0 | 3 | 0 | 0 | 1 | 0 | 1 | 0 | 0 | 3 | 27 | 6 | 9 | .273 |
| Feb 19, 2017 | MIAMI (OHIO) | 38 | 11 | 13 | 11 | 3 | 0 | 3 | 6 | 0 | 0 | 0 | 0 | 0 | 0 | 0 | 6 | 27 | 7 | 9 | .298 |
| Feb 24, 2017 | BRYANT | 32 | 11 | 7 | 10 | 1 | 1 | 1 | 6 | 0 | 1 | 0 | 4 | 0 | 1 | 0 | 9 | 27 | 7 | 8 | .279 |
| Feb 25, 2017 | BRYANT | 34 | 13 | 10 | 10 | 4 | 0 | 2 | 9 | 0 | 2 | 0 | 2 | 0 | 0 | 3 | 6 | 27 | 8 | 8 | .282 |
| Feb 26, 2017 | BRYANT | 40 | 16 | 14 | 11 | 0 | 0 | 1 | 6 | 0 | 0 | 0 | 2 | 0 | 1 | 0 | 3 | 27 | 14 | 9 | .295 |
| Feb 28, 2017 | at Louisiana Tech | 31 | 3 | 5 | 3 | 2 | 0 | 1 | 3 | 0 | 0 | 0 | 1 | 1 | 0 | 1 | 7 | 24 | 6 | 6 | .278 |
| Mar 1, 2017 | at Louisiana Tech | 41 | 13 | 15 | 12 | 4 | 0 | 5 | 0 | 0 | 0 | 1 | 0 | 0 | 0 | 0 | 9 | 27 | 5 | 0 | .291 |
| Mar 03, 2017 | vs Arizona | 32 | 0 | 3 | 0 | 0 | 0 | 0 | 2 | 0 | 0 | 0 | 0 | 0 | 0 | 1 | 9 | 24 | 10 | 7 | .271 |
| Mar 04, 2017 | vs Nebraska | 38 | 15 | 15 | 15 | 3 | 1 | 1 | 7 | 0 | 0 | 0 | 4 | 0 | 0 | 1 | 6 | 27 | 5 | 10 | .284 |
| Mar 05, 2017 | vs Oklahoma State | 30 | 3 | 5 | 3 | 2 | 0 | 0 | 5 | 0 | 0 | 1 | 0 | 0 | 1 | 1 | 8 | 27 | 11 | 6 | .275 |
| Mar 07, 2017 | ULM | 36 | 12 | 16 | 10 | 3 | 0 | 2 | 3 | 0 | 0 | 1 | 1 | 1 | 1 | 1 | 5 | 27 | 8 | 6 | .289 |
| Mar 08, 2017 | ULM | 38 | 11 | 14 | 10 | 2 | 0 | 1 | 3 | 0 | 2 | 1 | 1 | 0 | 0 | 0 | 8 | 27 | 11 | 7 | .296 |
| Mar 10, 2017 | RHODE ISLAND | 27 | 5 | 5 | 4 | 0 | 0 | 2 | 9 | 0 | 1 | 0 | 0 | 2 | 0 | 0 | 12 | 27 | 14 | 10 | .290 |
| Mar 10, 2017 | RHODE ISLAND | 32 | 3 | 8 | 3 | 1 | 0 | 1 | 4 | 0 | 1 | 0 | 1 | 1 | 1 | 0 | 6 | 27 | 6 | 10 | .287 |
| Mar 12, 2017 | RHODE ISLAND | 30 | 0 | 3 | 0 | 0 | 0 | 0 | 4 | 0 | 0 | 0 | 1 | 0 | 0 | 0 | 4 | 27 | 16 | 8 | .277 |
| Mar 14, 2017 | ALCORN STATE | 31 | 3 | 9 | 3 | 1 | 0 | 0 | 4 | 0 | 3 | 0 | 0 | 0 | 2 | 1 | 6 | 27 | 20 | 9 | .278 |
| Mar 15, 2017 | ALCORN STATE | 35 | 11 | 14 | 11 | 3 | 0 | 4 | 7 | 0 | 0 | 1 | 0 | 0 | 1 | 0 | 4 | 27 | 9 | 8 | .285 |
| Mar 17, 2017 | MISSISSIPPI STATE | 28 | 3 | 4 | 3 | 0 | 0 | 2 | 1 | 0 | 0 | 0 | 1 | 0 | 0 | 0 | 13 | 27 | 7 | 3 | .279 |
| Mar 18, 2017 | MISSISSIPPI STATE | 28 | 5 | 7 | 5 | 2 | 0 | 2 | 5 | 0 | 0 | 1 | 0 | 1 | 0 | 1 | 4 | 27 | 9 | 5 | .277 |
| Mar 19, 2017 | MISSISSIPPI STATE | 30 | 6 | 11 | 5 | 0 | 0 | 1 | 3 | 0 | 0 | 0 | 2 | 2 | 1 | 1 | 3 | 27 | 13 | 8 | .281 |
| Mar 22, 2017 | NEW ORLEANS | 31 | 5 | 8 | 4 | 2 | 0 | 2 | 5 | 0 | 0 | 1 | 1 | 0 | 0 | 0 | 6 | 27 | 11 | 8 | .280 |
| Mar 24, 2017 | at Missouri | 39 | 9 | 14 | 7 | 1 | 1 | 0 | 3 | 0 | 3 | 0 | 1 | 1 | 0 | 0 | 12 | 27 | 6 | 8 | .284 |
| Mar 25, 2017 | at Missouri | 33 | 2 | 8 | 2 | 1 | 0 | 1 | 3 | 0 | 0 | 1 | 1 | 0 | 0 | 0 | 7 | 24 | 4 | 8 | .282 |
| Mar 26, 2017 | at Missouri | 41 | 9 | 12 | 8 | 1 | 0 | 3 | 0 | 0 | 0 | 0 | 0 | 0 | 0 | 0 | 9 | 27 | 10 | 6 | .283 |
| Mar 31, 2017 | at Alabama | 41 | 7 | 17 | 6 | 1 | 0 | 1 | 3 | 0 | 0 | 0 | 2 | 1 | 0 | 2 | 7 | 27 | 7 | 14 | .289 |
| Apr 1, 2017 | at Alabama | 33 | 1 | 6 | 1 | 0 | 0 | 0 | 1 | 0 | 0 | 0 | 1 | 0 | 0 | 0 | 6 | 24 | 5 | 7 | .285 |
| Apr 2, 2017 | at Alabama | 37 | 8 | 13 | 7 | 2 | 0 | 0 | 4 | 1 | 0 | 1 | 0 | 2 | 1 | 1 | 6 | 27 | 13 | 9 | .288 |
| Apr 04, 2017 | GRAND CANYON | 34 | 11 | 13 | 11 | 1 | 1 | 2 | 8 | 0 | 0 | 0 | 3 | 0 | 2 | 2 | 6 | 27 | 15 | 12 | .291 |
| Apr 05, 2017 | GRAND CANYON | 34 | 6 | 9 | 6 | 2 | 0 | 1 | 1 | 0 | 0 | 0 | 1 | 0 | 1 | 0 | 8 | 27 | 3 | 7 | .290 |
| Apr 07, 2017 | LSU | 38 | 9 | 12 | 9 | 2 | 0 | 3 | 8 | 0 | 0 | 0 | 0 | 0 | 0 | 0 | 12 | 27 | 7 | 13 | .291 |
| Apr 08, 2017 | LSU | 36 | 8 | 12 | 8 | 1 | 0 | 2 | 10 | 1 | 1 | 1 | 0 | 0 | 1 | 1 | 6 | 27 | 12 | 13 | .293 |
| Apr 09, 2017 | LSU | 28 | 0 | 4 | 0 | 0 | 0 | 0 | 2 | 0 | 1 | 0 | 2 | 0 | 0 | 2 | 4 | 27 | 11 | 5 | .289 |
| Apr 11, 2017 | at Missouri State | 44 | 12 | 18 | 11 | 2 | 2 | 0 | 5 | 0 | 0 | 0 | 1 | 2 | 0 | 1 | 12 | 27 | 6 | 13 | .293 |
| Apr 13, 2017 | GEORGIA | 35 | 14 | 11 | 11 | 1 | 0 | 5 | 4 | 0 | 0 | 0 | 3 | 1 | 0 | 0 | 11 | 27 | 6 | 5 | .294 |
| Apr 14, 2017 | GEORGIA | 40 | 5 | 13 | 4 | 5 | 0 | 1 | 3 | 1 | 0 | 0 | 0 | 0 | 0 | 1 | 9 | 30 | 15 | 11 | .295 |
| Apr 15, 2017 | GEORGIA | 39 | 11 | 14 | 10 | 2 | 0 | 1 | 6 | 0 | 0 | 0 | 0 | 1 | 0 | 0 | 9 | 27 | 14 | 11 | .297 |
| Apr 18, 2017 | MEMPHIS | 36 | 16 | 15 | 15 | 3 | 2 | 0 | 8 | 0 | 2 | 0 | 2 | 0 | 1 | 0 | 7 | 27 | 8 | 9 | .300 |
| Apr 19, 2017 | MEMPHIS | 30 | 2 | 6 | 2 | 0 | 0 | 1 | 1 | 0 | 0 | 1 | 1 | 0 | 0 | 0 | 7 | 27 | 9 | 6 | .298 |
| Apr 21, 2017 | at Auburn | 38 | 2 | 9 | 2 | 1 | 0 | 0 | 0 | 0 | 0 | 0 | 1 | 0 | 0 | 0 | 10 | 24 | 7 | 10 | .296 |
| Apr 22, 2017 | at Auburn | 36 | 7 | 9 | 6 | 3 | 0 | 1 | 6 | 0 | 0 | 0 | 0 | 0 | 2 | 0 | 5 | 27 | 6 | 10 | .295 |
| Apr 23, 2017 | at Auburn | 36 | 6 | 12 | 5 | 1 | 0 | 0 | 0 | 0 | 0 | 0 | 1 | 0 | 1 | 2 | 4 | 24 | 9 | 5 | .296 |
| Apr 25, 2017 | vs Kansas State | 36 | 6 | 8 | 5 | 1 | 0 | 0 | 6 | 2 | 3 | 0 | 1 | 0 | 1 | 1 | 7 | 30 | 10 | 10 | .294 |
| April 27, 2017 | OLE MISS | 29 | 1 | 2 | 1 | 1 | 0 | 1 | 2 | 0 | 0 | 0 | 0 | 0 | 0 | 0 | 7 | 27 | 8 | 3 | .290 |
| Apr 28, 2017 | OLE MISS | 31 | 1 | 5 | 1 | 0 | 0 | 1 | 2 | 0 | 0 | 0 | 1 | 0 | 0 | 0 | 4 | 27 | 9 | 6 | .287 |
| Apr 28, 2017 | OLE MISS | 31 | 7 | 8 | 7 | 1 | 0 | 2 | 3 | 0 | 0 | 0 | 1 | 2 | 0 | 0 | 6 | 27 | 15 | 6 | .287 |
| May 04, 2017 | at Tennessee | 36 | 4 | 9 | 3 | 0 | 1 | 1 | 0 | 0 | 0 | 0 | 0 | 0 | 0 | 0 | 7 | 24 | 9 | 5 | .286 |
| May 06, 2017 | at Tennessee | 29 | 2 | 8 | 2 | 1 | 0 | 1 | 0 | 0 | 0 | 0 | 0 | 0 | 0 | 0 | 6 | 21 | 2 | 6 | .286 |
| Totals | | 1648 | 327 | 471 | 295 | 68 | 9 | 60 | 192 | 5 | 21 | 12 | 47 | 19 | 19 | 24 | 339 | 1275 | 438 | 385 | .286 |

Game-By-Game Pitching

2017 RECORD: 35-13 • HOME: 25-5 • AWAY: 8-6 • NEUTRAL: 2-2 • SEC: 14-9

| Date | Opponent | IP | H | R | ER | BB | SO | 2B | 3B | HR | WP | BK | HBP | DP | IBB | Score | W | L | SV | ERA |
|---------------|-------------------|--------------|------------|------------|------------|------------|------------|-----------|----------|-----------|-----------|----------|-----------|-----------|----------|----------------|-----------|-----------|----------|-------------|
| Feb 17, 2017 | MIAMI (OHIO) | 9.0 | 6 | 0 | 0 | 0 | 12 | 0 | 0 | 0 | 0 | 0 | 0 | 0 | 0 | 7-0 | 1 | 0 | 0 | 0.00 |
| Feb 18, 2017 | MIAMI (OHIO) | 9.0 | 4 | 1 | 1 | 1 | 11 | 0 | 0 | 1 | 0 | 0 | 0 | 0 | 0 | 5-1 | 2 | 0 | 0 | 0.50 |
| Feb 19, 2017 | MIAMI (OHIO) | 9.0 | 4 | 1 | 1 | 5 | 13 | 1 | 0 | 0 | 0 | 0 | 0 | 1 | 0 | 11-1 | 3 | 0 | 0 | 0.67 |
| Feb 24, 2017 | BRYANT | 9.0 | 10 | 8 | 6 | 6 | 11 | 2 | 0 | 2 | 1 | 0 | 2 | 1 | 0 | 11-8 | 4 | 0 | 1 | 2.00 |
| Feb 25, 2017 | BRYANT | 9.0 | 10 | 7 | 7 | 5 | 12 | 3 | 0 | 0 | 3 | 0 | 1 | 0 | 0 | 13-7 | 5 | 0 | 1 | 3.00 |
| Feb 26, 2017 | BRYANT | 9.0 | 10 | 6 | 6 | 5 | 7 | 0 | 0 | 2 | 0 | 0 | 1 | 0 | 0 | 16-6 | 6 | 0 | 1 | 3.50 |
| Feb 28, 2017 | at Louisiana Tech | 8.0 | 6 | 4 | 1 | 2 | 9 | 4 | 0 | 0 | 0 | 0 | 1 | 0 | 0 | 3-4 | 6 | 1 | 1 | 3.19 |
| Mar 01, 2017 | at Louisiana Tech | 9.0 | 11 | 10 | 10 | 3 | 9 | 3 | 1 | 2 | 2 | 0 | 4 | 0 | 0 | 13-10 | 7 | 1 | 1 | 4.06 |
| Mar 03, 2017 | vs Arizona | 8.0 | 7 | 3 | 2 | 1 | 10 | 2 | 0 | 0 | 0 | 0 | 0 | 0 | 0 | 0-3 | 7 | 2 | 1 | 3.87 |
| Mar 04, 2017 | vs Nebraska | 9.0 | 5 | 5 | 4 | 9 | 13 | 1 | 0 | 0 | 2 | 0 | 1 | 1 | 0 | 15-5 | 8 | 2 | 1 | 3.89 |
| Mar 05, 2017 | vs Oklahoma State | 9.0 | 10 | 8 | 6 | 6 | 6 | 1 | 1 | 0 | 2 | 0 | 0 | 0 | 0 | 3-8 | 8 | 3 | 1 | 4.08 |
| Mar 07, 2017 | ULM | 9.0 | 10 | 3 | 3 | 2 | 13 | 0 | 0 | 1 | 1 | 0 | 2 | 1 | 0 | 12-3 | 9 | 3 | 1 | 3.99 |
| Mar 08, 2017 | ULM | 9.0 | 3 | 2 | 2 | 3 | 14 | 1 | 0 | 0 | 0 | 0 | 1 | 0 | 0 | 11-2 | 10 | 3 | 1 | 3.83 |
| Mar 10, 2017 | RHODE ISLAND | 9.0 | 9 | 2 | 2 | 0 | 7 | 2 | 0 | 0 | 0 | 0 | 0 | 1 | 0 | 5-2 | 11 | 3 | 1 | 3.70 |
| Mar 10, 2017 | RHODE ISLAND | 9.0 | 3 | 2 | 0 | 0 | 15 | 0 | 0 | 0 | 0 | 0 | 0 | 0 | 0 | 3-2 | 12 | 3 | 1 | 3.45 |
| Mar 12, 2017 | RHODE ISLAND | 9.0 | 8 | 3 | 3 | 3 | 8 | 1 | 0 | 1 | 0 | 0 | 0 | 1 | 0 | 0-3 | 12 | 4 | 1 | 3.42 |
| Mar 14, 2017 | ALCORN STATE | 9.0 | 11 | 2 | 2 | 1 | 7 | 1 | 1 | 0 | 1 | 0 | 1 | 1 | 0 | 3-2 | 13 | 4 | 1 | 3.34 |
| Mar 15, 2017 | ALCORN STATE | 9.0 | 9 | 3 | 3 | 3 | 13 | 1 | 0 | 1 | 0 | 0 | 0 | 1 | 0 | 11-3 | 14 | 4 | 1 | 3.32 |
| Mar 17, 2017 | MISSISSIPPI STATE | 9.0 | 4 | 1 | 1 | 0 | 14 | 1 | 0 | 1 | 0 | 1 | 1 | 0 | 0 | 3-1 | 15 | 4 | 2 | 3.20 |
| Mar 18, 2017 | MISSISSIPPI STATE | 9.0 | 7 | 4 | 2 | 2 | 13 | 0 | 0 | 0 | 0 | 0 | 1 | 0 | 0 | 5-4 | 16 | 4 | 3 | 3.13 |
| Mar 19, 2017 | MISSISSIPPI STATE | 9.0 | 6 | 1 | 1 | 2 | 8 | 0 | 0 | 1 | 0 | 0 | 0 | 1 | 0 | 6-1 | 17 | 4 | 4 | 3.03 |
| Mar 22, 2017 | NEW ORLEANS | 9.0 | 5 | 2 | 2 | 7 | 10 | 1 | 0 | 0 | 1 | 0 | 0 | 2 | 0 | 5-2 | 18 | 4 | 5 | 2.98 |
| Mar 24, 2017 | at Missouri | 9.0 | 7 | 2 | 2 | 2 | 11 | 1 | 0 | 1 | 1 | 0 | 0 | 0 | 0 | 9-2 | 19 | 4 | 6 | 2.94 |
| Mar 25, 2017 | at Missouri | 8.0 | 11 | 7 | 7 | 2 | 14 | 2 | 0 | 3 | 1 | 0 | 0 | 0 | 0 | 2-7 | 19 | 5 | 6 | 3.13 |
| Mar 26, 2017 | at Missouri | 9.0 | 11 | 8 | 8 | 9 | 8 | 2 | 0 | 0 | 2 | 0 | 0 | 2 | 0 | 9-8 | 20 | 5 | 6 | 3.32 |
| Mar 31, 2017 | at Alabama | 9.0 | 3 | 1 | 1 | 0 | 7 | 2 | 0 | 0 | 1 | 0 | 1 | 0 | 0 | 7-1 | 21 | 5 | 6 | 3.23 |
| Apr 1, 2017 | at Alabama | 8.0 | 10 | 7 | 7 | 2 | 10 | 2 | 0 | 0 | 1 | 0 | 2 | 1 | 0 | 1-7 | 21 | 6 | 6 | 3.39 |
| Apr 2, 2017 | at Alabama | 9.0 | 9 | 5 | 5 | 4 | 6 | 1 | 0 | 1 | 1 | 0 | 1 | 0 | 0 | 8-5 | 22 | 6 | 6 | 3.45 |
| Apr 04, 2017 | GRAND CANYON | 9.0 | 5 | 2 | 2 | 2 | 8 | 1 | 0 | 0 | 1 | 0 | 1 | 1 | 0 | 11-2 | 23 | 6 | 6 | 3.40 |
| Apr 05, 2017 | GRAND CANYON | 9.0 | 11 | 1 | 1 | 2 | 18 | 0 | 0 | 1 | 0 | 0 | 0 | 1 | 0 | 6-1 | 24 | 6 | 6 | 3.32 |
| Apr 07, 2017 | LSU | 9.0 | 9 | 3 | 3 | 5 | 8 | 0 | 0 | 0 | 2 | 0 | 0 | 1 | 0 | 9-3 | 25 | 6 | 6 | 3.31 |
| Apr 08, 2017 | LSU | 9.0 | 9 | 10 | 7 | 2 | 9 | 2 | 0 | 2 | 3 | 0 | 4 | 2 | 0 | 8-10 | 25 | 7 | 6 | 3.42 |
| Apr 09, 2017 | LSU | 9.0 | 6 | 2 | 2 | 2 | 7 | 1 | 0 | 0 | 0 | 0 | 1 | 2 | 0 | 0-2 | 25 | 8 | 6 | 3.38 |
| Apr 11, 2017 | at Missouri State | 9.0 | 9 | 4 | 4 | 3 | 11 | 3 | 0 | 1 | 2 | 0 | 2 | 1 | 0 | 12-4 | 26 | 8 | 6 | 3.40 |
| Apr 13, 2017 | GEORGIA | 9.0 | 7 | 4 | 4 | 6 | 9 | 1 | 0 | 2 | 2 | 0 | 0 | 1 | 0 | 14-4 | 27 | 8 | 6 | 3.41 |
| Apr 14, 2017 | GEORGIA | 10.0 | 10 | 4 | 3 | 3 | 10 | 1 | 0 | 1 | 0 | 0 | 2 | 2 | 0 | 5-4 | 28 | 8 | 6 | 3.39 |
| Apr 15, 2017 | GEORGIA | 9.0 | 11 | 3 | 2 | 4 | 6 | 3 | 0 | 1 | 1 | 0 | 1 | 3 | 0 | 11-3 | 29 | 8 | 6 | 3.35 |
| Apr 18, 2017 | MEMPHIS | 9.0 | 8 | 7 | 7 | 4 | 7 | 2 | 0 | 2 | 0 | 0 | 1 | 0 | 0 | 16-7 | 30 | 8 | 6 | 3.45 |
| Apr 19, 2017 | MEMPHIS | 9.0 | 1 | 0 | 0 | 1 | 8 | 0 | 0 | 0 | 0 | 0 | 0 | 0 | 0 | 2-0 | 31 | 8 | 7 | 3.36 |
| Apr 21, 2017 | at Auburn | 8.0 | 15 | 15 | 15 | 8 | 6 | 6 | 0 | 3 | 2 | 0 | 0 | 1 | 0 | 2-15 | 31 | 9 | 7 | 3.67 |
| Apr 22, 2017 | at Auburn | 9.0 | 7 | 3 | 3 | 5 | 14 | 1 | 0 | 0 | 0 | 1 | 3 | 1 | 0 | 7-3 | 32 | 9 | 8 | 3.65 |
| Apr 23, 2017 | at Auburn | 8.0 | 16 | 11 | 11 | 3 | 5 | 8 | 0 | 2 | 1 | 0 | 2 | 0 | 0 | 6-11 | 32 | 10 | 8 | 3.84 |
| Apr 25, 2017 | vs Kansas State | 10.0 | 9 | 5 | 5 | 7 | 10 | 0 | 0 | 2 | 0 | 0 | 2 | 0 | 1 | 6-5 | 33 | 10 | 8 | 3.85 |
| Apr 27, 2017 | OLE MISS | 9.0 | 11 | 9 | 9 | 3 | 11 | 1 | 0 | 4 | 1 | 1 | 0 | 0 | 0 | 1-9 | 33 | 11 | 8 | 3.97 |
| Apr 28, 2017 | OLE MISS | 9.0 | 9 | 4 | 3 | 3 | 7 | 2 | 0 | 0 | 1 | 0 | 2 | 1 | 0 | 1-4 | 33 | 12 | 8 | 3.95 |
| Apr 28, 2017 | OLE MISS | 9.0 | 9 | 4 | 4 | 5 | 7 | 4 | 0 | 2 | 1 | 0 | 1 | 1 | 0 | 7-4 | 34 | 12 | 9 | 3.95 |
| May 04, 2017 | at Tennessee | 8.0 | 9 | 5 | 3 | 2 | 4 | 2 | 0 | 0 | 0 | 1 | 1 | 0 | 0 | 4-5 | 34 | 13 | 9 | 3.94 |
| May 06, 2017 | at Tennessee | 7.0 | 1 | 0 | 0 | 2 | 11 | 0 | 0 | 0 | 0 | 0 | 1 | 0 | 0 | 2-0 | 35 | 13 | 9 | 3.88 |
| Totals | | 425.0 | 381 | 204 | 183 | 157 | 467 | 73 | 3 | 40 | 37 | 4 | 44 | 32 | 1 | 327-204 | 35 | 13 | 9 | 3.88 |

TEAM GAME HIGHS

Batting

| | | |
|------------------|----|--|
| At bats: | 44 | at Missouri State (Apr 11, 2017) |
| Runs scored: | 16 | vs Bryant (Feb 26, 2017) |
| | 16 | vs Memphis (Apr 18, 2017) |
| Hits: | 18 | at Missouri State (Apr 11, 2017) |
| RBIs: | 15 | vs Nebraska (Mar 04, 2017 at Frisco, Texas) |
| | 15 | vs Memphis (Apr 18, 2017) |
| Doubles: | 5 | vs Georgia (Apr 14, 2017) |
| Triples: | 2 | at Missouri State (Apr 11, 2017) |
| | 2 | vs Memphis (Apr 18, 2017) |
| Home runs: | 5 | at Louisiana Tech (Mar 01, 2017) |
| | 5 | vs Georgia (Apr 13, 2017) |
| Total bases: | 34 | at Louisiana Tech (Mar 01, 2017) |
| Walks: | 10 | vs LSU (Apr 08, 2017) |
| Strikeouts: | 13 | vs Mississippi State (Mar 17, 2017) |
| Sac hits: | 2 | (5 games) |
| Sac flies: | 2 | vs Alcorn State (Mar 14, 2017) |
| | 2 | vs Grand Canyon (Apr 04, 2017) |
| | 2 | at Auburn (Apr 22, 2017) |
| Stolen bases: | 3 | vs Alcorn State (Mar 14, 2017) |
| | 3 | at Missouri (Mar 24, 2017) |
| | 3 | vs Kansas State (Apr 25, 2017 at Kansas City, Mo.) |
| Hit by pitch: | 4 | vs Bryant (Feb 24, 2017) |
| | 4 | vs Nebraska (Mar 04, 2017 at Frisco, Texas) |
| Caught stealing: | 1 | (12 games) |
| Runners LOB: | 14 | at Alabama (Mar 31, 2017) |
| Hit into DP: | 3 | vs Bryant (Feb 25, 2017) |
| | 3 | vs LSU (Apr 09, 2017) |

Fielding

| | | |
|---------------|----|--|
| Putouts: | 30 | vs Georgia (Apr 14, 2017) |
| | 30 | vs Kansas State (Apr 25, 2017 at Kansas City, Mo.) |
| Assists: | 20 | vs Alcorn State (Mar 14, 2017) |
| Errors: | 3 | vs Rhode Island (Mar 10, 2017) |
| | 3 | vs Georgia (Apr 14, 2017) |
| Passed balls: | 1 | (5 games) |
| DPs turned: | 3 | vs Georgia (Apr 15, 2017) |

Pitching

| | | |
|------------------|------|--|
| Innings pitched: | 10.0 | vs Georgia (Apr 14, 2017) |
| | 10.0 | vs Kansas State (Apr 25, 2017 at Kansas City, Mo.) |
| Runs allowed: | 15 | at Auburn (Apr 21, 2017) |
| Earned runs: | 15 | at Auburn (Apr 21, 2017) |
| Walks allowed: | 9 | vs Nebraska (Mar 04, 2017 at Frisco, Texas) |
| | 9 | at Missouri (Mar 26, 2017) |
| Strikeouts: | 18 | vs Grand Canyon (Apr 05, 2017) |
| Hits allowed: | 16 | at Auburn (Apr 23, 2017) |
| Doubles allowed: | 8 | at Auburn (Apr 23, 2017) |
| Triples allowed: | 1 | at Louisiana Tech (Mar 01, 2017) |
| | 1 | vs Oklahoma State (Mar 05, 2017 at Frisco, Texas) |
| | 1 | vs Alcorn State (Mar 14, 2017) |
| Homers allowed: | 4 | vs Ole Miss (Apr 27, 2017) |
| Wild pitches: | 3 | vs Bryant (Feb 25, 2017) |
| | 3 | vs LSU (Apr 08, 2017) |
| Hit batters: | 4 | at Louisiana Tech (Mar 01, 2017) |
| | 4 | vs LSU (Apr 08, 2017) |

INDIVIDUAL GAME HIGHS

Batting

| | | |
|------------------|---|---|
| At bats: | 6 | (9 games) |
| Runs scored: | 4 | Luke Bonfield vs Nebraska (Mar 04, 2017 at Frisco, Texas) |
| Hits: | 4 | (5 games) |
| RBIs: | 5 | Jaxon Williams vs Bryant (Feb 26, 2017) |
| | 5 | Carson Shaddy vs Nebraska (Mar 04, 2017 at Frisco, Texas) |
| | 5 | Chad Spanberger vs LSU (Apr 08, 2017) |
| Doubles: | 3 | Carson Shaddy vs Nebraska (Mar 04, 2017 at Frisco, Texas) |
| Triples: | 1 | (9 games) |
| Home runs: | 1 | (60 games) |
| Total bases: | 8 | Grant Koch at Louisiana Tech (Mar 01, 2017) |
| Walks: | 3 | (4 games) |
| Strikeouts: | 4 | Jaxon Williams at Missouri State (Apr 11, 2017) |
| | 4 | Jordan McFarland vs Georgia (Apr 13, 2017) |
| | 4 | Chad Spanberger at Auburn (Apr 21, 2017) |
| Sac hits: | 2 | Eric Cole vs Mississippi State (Mar 19, 2017) |
| | 2 | Jax Biggers at Missouri State (Apr 11, 2017) |
| Sac flies: | 2 | Luke Bonfield vs Grand Canyon (Apr 04, 2017) |
| Stolen bases: | 1 | (21 games) |
| Hit by pitch: | 2 | Carson Shaddy vs Bryant (Feb 25, 2017) |
| | 2 | Jake Arledge vs Georgia (Apr 13, 2017) |
| Caught stealing: | 1 | (12 games) |
| Runners LOB: | 7 | Dominic Fletcher vs Miami (Ohio) (Feb 19, 2017) |

Fielding

| | | |
|---------------|----|--|
| Putouts: | 18 | Alex Gosser vs Grand Canyon (Apr 05, 2017) |
| Assists: | 6 | Jaxon Williams vs Alcorn State (Mar 14, 2017) |
| | 6 | Carson Shaddy at Missouri (Mar 26, 2017) |
| | 6 | Jax Biggers vs Ole Miss (Apr 27, 2017) |
| Errors: | 2 | Jaxon Williams vs Oklahoma State (Mar 05, 2017 at Frisco, Texas) |
| | 2 | Carson Shaddy vs Rhode Island (Mar 10, 2017) |
| | 2 | Carson Shaddy vs Georgia (Apr 14, 2017) |
| Passed balls: | 1 | (5 games) |

Pitching

| | | |
|------------------|-----|---|
| Innings pitched: | 8.1 | Trevor Stephan vs Rhode Island (Mar 10, 2017) |
| Runs allowed: | 8 | Blaine Knight at Auburn (Apr 21, 2017) |
| Earned runs: | 8 | Blaine Knight at Auburn (Apr 21, 2017) |
| Walks allowed: | 4 | Trevor Stephan vs Bryant (Feb 25, 2017) |
| | 4 | Kacey Murphy vs New Orleans (Mar 22, 2017) |
| | 4 | Blaine Knight at Auburn (Apr 21, 2017) |
| Strikeouts: | 13 | Trevor Stephan vs Rhode Island (Mar 10, 2017) |
| Hits allowed: | 8 | Blaine Knight at Auburn (Apr 21, 2017) |
| Doubles allowed: | 3 | Angus Denton at Auburn (Apr 21, 2017) |
| | 3 | Blaine Knight at Auburn (Apr 21, 2017) |
| | 3 | Jake Reindl vs Ole Miss (Apr 28, 2017) |
| Triples allowed: | 1 | Cody Scroggins at Louisiana Tech (Mar 01, 2017) |
| | 1 | Cannon Chadwick vs Oklahoma State (Mar 05, 2017 at Frisco, Texas) |
| | 1 | Jake Reindl vs Alcorn State (Mar 14, 2017) |
| Homers allowed: | 2 | (6 games) |
| Wild pitches: | 2 | Cannon Chadwick at Missouri (Mar 26, 2017) |
| | 2 | Dominic Taccolini vs LSU (Apr 07, 2017) |
| | 2 | Barrett Loseke vs Georgia (Apr 13, 2017) |
| Hit batters: | 3 | Cannon Chadwick at Auburn (Apr 22, 2017) |

#10 JOSH ALBERIUS • R-SR • RHP • 5-11 • 180

CAREER HIGHS

| Category | High | Opponent (Last) | Date |
|----------------|------|----------------------|---------|
| Innings | 5.1 | at Louisiana Tech | 2/28/17 |
| Longest Start | 5.1 | at Louisiana Tech | 2/28/17 |
| Shortest Start | 2.0 | vs. #14 Oklahoma St. | 3/5/17 |
| Longest Relief | 4.0 | 2x (Missouri) | 4/1/16 |
| Hits | 7 | Rhode Island | 3/12/17 |
| Runs | 5 | vs. #14 Oklahoma St. | 3/5/17 |
| Earned Runs | 4 | 4x (Ole Miss) | 4/27/17 |
| Walks | 2 | 6x (at #18 Missouri) | 3/26/17 |
| Strikeouts | 7 | at Louisiana Tech | 2/28/17 |

CAREER VS. 2017 OPPONENTS

| Team | ERA | W-L | G-GS | IP | H | R | ER | BB-K |
|---------------|-------|-----|------|-----|---|---|----|------|
| Oklahoma St. | 0.00 | 0-0 | 1-0 | 3.0 | 2 | 0 | 0 | 1-2 |
| ULM | 0.00 | 1-0 | 1-0 | 2.0 | 0 | 0 | 0 | 0-4 |
| Miss. St. | 2.81 | 0-0 | 2-0 | 3.2 | 5 | 2 | 1 | 1-4 |
| Missouri | 0.00 | 0-0 | 2-0 | 4.2 | 3 | 1 | 0 | 1-3 |
| Grambling St. | 0.00 | 1-0 | 1-0 | 2.0 | 0 | 0 | 0 | 0-4 |
| Alabama | 4.50 | 0-0 | 2-0 | 2.0 | 2 | 1 | 1 | 2-2 |
| LSU | 0.00 | 0-1 | 2-0 | 2.1 | 3 | 1 | 0 | 0-0 |
| Missouri St. | 67.50 | 0-0 | 2-0 | 0.2 | 5 | 5 | 5 | 1-1 |
| Georgia | 0.00 | 0-0 | 1-0 | 2.0 | 0 | 0 | 0 | 0-1 |
| Memphis | 0.00 | 0-0 | 2-0 | 5.0 | 4 | 0 | 0 | 0-3 |
| Auburn | 2.81 | 1-0 | 2-0 | 3.2 | 2 | 1 | 1 | 2-5 |
| Ole Miss | 0.00 | 0-0 | 4-0 | 2.2 | 2 | 0 | 0 | 3-2 |
| Vanderbilt | 6.75 | 0-1 | 1-0 | 1.1 | 2 | 1 | 1 | 0-2 |
| Texas A&M | 0.00 | 0-0 | 2-0 | 1.2 | 2 | 1 | 0 | 0-0 |

ALBERIUS' CAREER APPEARANCES

Josh Alberius 2017 Game-By-Game (R-Senior)

| (16 Appearances, 9 Starts) | | | | | | | |
|----------------------------|-----------------------|-------------|-----------|--------------|-----------|-----------|-------------------|
| Date | Opponent | IP | H | R-ER | BB | K | Result |
| 2/19/17 | Miami (Ohio) | 3.2 | 2 | 0-0 | 1 | 5 | W, 11-1 |
| 2/24/17 | Bryant | 1.0 | 0 | 0-0 | 0 | 1 | W, 11-8 |
| 2/26/17 | Bryant | 1.0 | 0 | 0-0 | 0 | 1 | W, 16-6 |
| 2/28/17 | at Louisiana Tech* | 5.1 | 2 | 3-1 | 2 | 7 | L, 4-3 |
| 3/5/17 | vs. #14 Oklahoma St.* | 2.0 | 5 | 5-4 | 2 | 2 | L, 8-3 |
| 3/12/17 | Rhode Island* | 5.0 | 7 | 3-3 | 0 | 3 | L, 3-0 |
| 3/19/17 | Mississippi St.* | 4.2 | 5 | 0-0 | 1 | 3 | W, 6-1 |
| 3/26/17 | at #18 Missouri* | 3.0 | 4 | 1-1 | 2 | 1 | W, 9-8 |
| 4/2/17 | at Alabama* | 3.0 | 5 | 3-3 | 0 | 2 | W, 8-5 |
| 4/5/17 | Grand Canyon | 1.0 | 1 | 0-0 | 0 | 2 | W, 6-1 |
| 4/9/17 | #13 LSU* | 3.1 | 4 | 1-1 | 2 | 2 | L, 2-0 |
| 4/15/17 | Georgia* | 3.0 | 5 | 3-2 | 1 | 3 | W, 11-3 |
| 4/19/17 | Memphis | 2.0 | 0 | 0-0 | 0 | 1 | W, 2-0 |
| 4/23/17 | at #10 Auburn* | 1.2 | 5 | 4-4 | 0 | 1 | L, 11-6 |
| 4/25/17 | vs. Kansas State | 1.0 | 2 | 1-1 | 1 | 2 | W, 6-5 |
| 4/27/17 | Ole Miss | 1.2 | 4 | 4-4 | 1 | 1 | L, 9-1 |
| TOTALS | 16 G, 9 GS | 42.1 | 51 | 28-24 | 13 | 37 | 2-4 (2 SV) |

Josh Alberius 2016 Game-By-Game (R-Junior)

| (25 Appearances, 0 Starts) | | | | | | | |
|----------------------------|-----------------------|-----|---|------|----|---|--------|
| Date | Opponent | IP | H | R-ER | BB | K | Result |
| 2/24/16 | Miss. Valley State | 2.0 | 2 | 0-0 | 0 | 3 | ND |
| 2/27/16 | vs. #9 Houston | 0.2 | 0 | 0-0 | 1 | 1 | ND |
| 3/4/16 | Eastern Illinois | 1.1 | 2 | 0-0 | 0 | 2 | ND |
| 3/9/16 | Gonzaga | 0.2 | 4 | 2-2 | 0 | 1 | ND |
| 3/13/16 | Western Illinois | 1.2 | 0 | 0-0 | 1 | 3 | ND |
| 3/16/16 | Grambling St. | 2.0 | 0 | 0-0 | 0 | 4 | W, 1-0 |
| 3/18/16 | at #12 South Carolina | 0.1 | 0 | 0-0 | 0 | 1 | ND |
| 3/25/16 | Auburn | 2.2 | 0 | 0-0 | 1 | 5 | W, 2-0 |
| 3/29/16 | at #16 Oklahoma St. | 3.0 | 2 | 0-0 | 1 | 2 | ND |
| 4/1/16 | Missouri | 4.0 | 2 | 0-0 | 1 | 3 | ND |
| 4/3/16 | Missouri | 0.2 | 1 | 1-0 | 0 | 0 | ND |
| 4/6/16 | at Memphis | 1.0 | 1 | 0-0 | 0 | 0 | ND |

| | | | | | | | |
|---------------|-----------------------|-------------|-----------|--------------|-----------|-----------|------------|
| 4/9/16 | at #14 Ole Miss | 1.0 | 0 | 0-0 | 1 | 2 | ND |
| 4/10/16 | at #14 Ole Miss | 0.0 | 1 | 0-0 | 0 | 0 | ND |
| 4/12/16 | ULM | 2.0 | 0 | 0-0 | 0 | 4 | ND |
| 4/14/16 | #2 Florida | 1.0 | 4 | 3-3 | 0 | 1 | W, 3-0 |
| 4/19/16 | #25 Creighton | 0.2 | 2 | 2-2 | 1 | 0 | ND |
| 4/23/16 | at #12 Kentucky-2 | 0.2 | 2 | 0-0 | 0 | 1 | ND |
| 4/30/16 | #2 Texas A&M-1 | 1.0 | 0 | 0-0 | 0 | 0 | ND |
| 4/30/16 | #2 Texas A&M-2 | 0.2 | 2 | 1-0 | 0 | 0 | ND |
| 5/3/16 | at Missouri St. | 0.0 | 4 | 4-4 | 0 | 0 | L, 3-1 |
| 5/7/16 | at #13 LSU | 0.1 | 2 | 1-0 | 0 | 0 | ND |
| 5/14/16 | Alabama | 1.1 | 2 | 1-1 | 2 | 2 | ND |
| 5/17/16 | Missouri St. | 0.2 | 1 | 1-1 | 1 | 1 | ND |
| 5/20/16 | at #4 Mississippi St. | 3.0 | 4 | 2-1 | 1 | 4 | ND |
| TOTALS | 25 G, 0 GS | 32.1 | 38 | 18-14 | 11 | 40 | 3-1 |

Josh Alberius 2015 Game-By-Game (R-Sophomore)

| (22 Appearances, 0 Starts) | | | | | | | |
|----------------------------|------------------------|-------------|-----------|--------------|-----------|-----------|------------|
| Date | Opponent | IP | H | R-ER | BB | K | Result |
| 2/14/15 | North Dakota-2 | 0.2 | 0 | 0-0 | 1 | 1 | ND |
| 2/22/15 | vs. #13 Maryland | 1.0 | 1 | 1-1 | 0 | 1 | ND |
| 3/2/15 | Eastern Illinois-2 | 3.0 | 0 | 0-0 | 0 | 2 | W, 1-0 |
| 3/8/15 | Loyola Marymount | 1.0 | 0 | 0-0 | 0 | 1 | ND |
| 3/10/15 | Gonzaga | 2.2 | 4 | 1-1 | 0 | 3 | L, 1-1 |
| 3/11/15 | Gonzaga | 0.1 | 2 | 0-0 | 1 | 0 | ND |
| 3/15/15 | at #5 Vanderbilt | 1.1 | 2 | 1-1 | 0 | 2 | L, 1-2 |
| 3/17/15 | SE Missouri St. | 1.0 | 1 | 0-0 | 1 | 0 | ND |
| 3/20/15 | #1 LSU | 2.0 | 1 | 0-0 | 0 | 0 | ND |
| 3/24/15 | vs. Memphis | 4.0 | 3 | 0-0 | 0 | 3 | ND |
| 3/27/15 | Ole Miss | 1.0 | 1 | 0-0 | 0 | 0 | ND |
| 3/28/15 | Ole Miss | 0.2 | 0 | 0-0 | 2 | 0 | ND |
| 4/5/15 | at Auburn | 1.0 | 2 | 1-1 | 1 | 0 | ND |
| 4/7/15 | Mississippi Valley St. | 3.0 | 2 | 1-1 | 0 | 3 | ND |
| 4/14/15 | Stephen F. Austin | 1.0 | 0 | 0-0 | 1 | 0 | ND |
| 4/18/15 | Mississippi St. | 0.2 | 1 | 0-0 | 0 | 0 | ND |
| 5/12/15 | at Creighton | 1.1 | 2 | 1-1 | 0 | 1 | ND |
| 5/16/15 | at Georgia | 2.0 | 0 | 0-0 | 0 | 1 | ND |
| 5/20/15 | vs. Florida | 0.2 | 3 | 3-3 | 1 | 1 | ND |
| 5/22/15 | vs. Florida | 1.0 | 2 | 3-3 | 2 | 0 | ND |
| 5/29/15 | vs. Oral Roberts | 0.1 | 0 | 0-0 | 0 | 0 | ND |
| 5/31/15 | vs. St. John's | 1.1 | 4 | 2-1 | 0 | 1 | ND |
| TOTALS | 22 G, 0 GS | 31.0 | 31 | 14-13 | 10 | 20 | 1-2 |

Josh Alberius 2014 Game-By-Game (R-Sophomore)

| (1 Appearances, 0 Starts) | | | | | | | |
|---------------------------|------------------|------------|----------|------------|----------|----------|------------|
| Date | Opponent | IP | H | R-ER | BB | K | Result |
| 3/21/14 | Alabama | 0.2 | 0 | 0-0 | 0 | 0 | ND |
| TOTALS | 1 G, 0 GS | 0.2 | 0 | 0-0 | 0 | 0 | 0-0 |

2017 HIGHLIGHTS

- Made first appearance of the year against Miami (Ohio), going 3.2 innings and tying a career-high five strikeouts.
- His five strikeouts against Miami (Ohio) were the most since totaling five against Auburn on March 25 of 2016.
- Made first collegiate start at Louisiana Tech (2/28), throwing a career-high 5.1 innings and striking out a career-high seven batters.
- His seven strikeouts was a career-high and his most in a start this year.
- Earned his first win as a starter after a 4.2 inning outing against Mississippi State (March 19, 2017), scattering five hits, but not giving up a run to help the Hogs sweep the Bulldogs.
- Has started eight of his last 10 appearances and has given up 14 earned runs over 27.0 for a 4.45 ERA.
- Picked up his second save of the year after needing only 15 pitches to close out a 2-0 win over Memphis (April 19) in North Little Rock.

#36 CANNON CHADWICK • SR • RHP • 6-0 • 195

CAREER HIGHS

| Category | High | Opponent (Last) | Date |
|----------------|------|-------------------|---------|
| Innings | 4.1 | at #10 Auburn | 4/22/17 |
| Longest Start | 3.0 | Gonzaga | 3/11/15 |
| Shortest Start | 3.0 | Gonzaga | 3/11/15 |
| Longest Relief | 4.1 | at #10 Auburn | 4/22/17 |
| Hits | 5 | LSU | 3/20/15 |
| Runs | 6 | LSU | 3/20/15 |
| Earned Runs | 6 | LSU | 3/20/15 |
| Walks | 5 | Gonzaga | 3/11/15 |
| Strikeouts | 5 | Mississippi State | 3/18/17 |

CAREER VS. 2017 OPPONENTS

| Team | ERA | W-L | G-GS | IP | H | R | ER | BB-K |
|----------|-------|-----|------|-----|---|---|----|------|
| La. Tech | 0.00 | 0-0 | 1-0 | 3.0 | 2 | 0 | 0 | 0-1 |
| ULM | 0.00 | 0-0 | 1-0 | 1.0 | 0 | 0 | 0 | 0-2 |
| LSU | 27.00 | 0-0 | 1-0 | 2.0 | 5 | 6 | 6 | 2-2 |

CHADWICK'S CAREER APPEARANCES

Cannon Chadwick 2017 Game-By-Game (Senior) (19 Appearances, 0 Starts)

| Date | Opponent | IP | H | R-ER | BB | K | Result |
|---------------|----------------------|-------------|-----------|--------------|-----------|-----------|-------------------|
| 2/17/17 | Miami (Ohio) | 2.0 | 1 | 0-0 | 0 | 4 | W, 7-0 |
| 2/24/17 | Bryant | 1.1 | 3 | 2-0 | 0 | 3 | W, 11-8 |
| 2/25/17 | Bryant | 1.0 | 0 | 0-0 | 0 | 2 | W, 13-7 |
| 2/28/17 | at Louisiana Tech | 2.2 | 3 | 0-0 | 0 | 2 | L, 4-3 |
| 3/5/17 | vs. #14 Oklahoma St. | 2.1 | 3 | 2-2 | 1 | 1 | L, 8-3 |
| 3/10/17 | Rhode Island | 0.2 | 1 | 0-0 | 0 | 2 | W, 3-2 |
| 3/12/17 | Rhode Island | 1.0 | 0 | 0-0 | 0 | 2 | L, 3-0 |
| 3/14/17 | Alcorn State | 1.1 | 0 | 0-0 | 0 | 1 | W, 3-2 |
| 3/17/17 | Mississippi St. | 1.0 | 0 | 0-0 | 0 | 2 | W, 3-1 |
| 3/18/17 | Mississippi St. | 2.2 | 0 | 0-0 | 0 | 5 | W, 5-4 |
| 3/26/17 | at #18 Missouri | 2.0 | 2 | 3-3 | 3 | 3 | W, 9-8 |
| 4/2/17 | at Alabama | 3.0 | 3 | 1-1 | 1 | 2 | W, 8.5 |
| 4/8/17 | #13 LSU | 1.1 | 2 | 5-2 | 1 | 2 | L, 10-8 |
| 4/14/17 | Georgia | 2.2 | 1 | 0-0 | 0 | 3 | W, 5-4 |
| 4/22/17 | at #10 Auburn | 4.1 | 0 | 0-0 | 2 | 4 | W, 7-3 |
| 4/23/17 | at #10 Auburn | 0.0 | 2 | 3-3 | 1 | 0 | L, 11-6 |
| 4/25/17 | vs. Kansas State | 0.2 | 0 | 0-0 | 1 | 0 | W, 6-5 |
| 4/28/17 | Ole Miss-1 | 0.1 | 0 | 0-0 | 1 | 0 | L, 4-1 |
| 4/28/17 | Ole Miss-2 | 0.0 | 0 | 0-0 | 0 | 0 | W, 7-4 |
| TOTALS | 19 G, 0 GS | 27.0 | 21 | 16-11 | 11 | 29 | 4-1 (2 SV) |

Cannon Chadwick 2016 Game-By-Game (Junior) (8 Appearances, 0 Starts)

| Date | Opponent | IP | H | R-ER | BB | K | Result |
|---------------|------------------------|-------------|-----------|------------|----------|-----------|------------|
| 2/20/16 | Central Michigan | 2.0 | 1 | 0-0 | 1 | 1 | ND |
| 2/24/16 | Mississippi Valley St. | 1.0 | 0 | 0-0 | 0 | 1 | ND |
| 2/28/16 | vs. #23 Texas Tech | 2.1 | 3 | 1-1 | 1 | 3 | W, 1-0 |
| 3/2/16 | Louisiana Tech | 3.0 | 2 | 0-0 | 0 | 1 | ND |
| 3/5/16 | Eastern Illinois | 2.2 | 2 | 1-0 | 1 | 1 | ND |
| 3/9/16 | Gonzaga | 0.2 | 3 | 2-2 | 1 | 1 | ND |
| 4/12/16 | ULM | 1.0 | 0 | 0-0 | 0 | 2 | ND |
| 4/15/16 | #2 Florida | 2.2 | 2 | 0-0 | 0 | 0 | ND |
| TOTALS | 8 G, 0 GS | 15.1 | 13 | 4-3 | 4 | 10 | 1-0 |

Cannon Chadwick 2015 Game-By-Game (Sophomore) (12 Appearances, 1 Start)

| Date | Opponent | IP | H | R-ER | BB | K | Result |
|---------|------------------|-----|---|------|----|---|--------|
| 2/13/15 | North Dakota | 1.1 | 1 | 0-0 | 1 | 3 | W, 1-0 |
| 2/20/15 | vs. #22 UCF | 2.0 | 2 | 1-1 | 1 | 1 | ND |
| 2/22/15 | vs. #13 Maryland | 0.1 | 0 | 0-0 | 0 | 1 | ND |
| 3/3/15 | Eastern Illinois | 1.0 | 0 | 0-0 | 1 | 0 | ND |
| 3/7/15 | Loyola Marymount | 0.1 | 0 | 1-1 | 1 | 0 | ND |
| 3/8/15 | Loyola Marymount | 0.2 | 0 | 0-0 | 0 | 1 | ND |
| 3/11/15 | Gonzaga* | 3.0 | 2 | 2-1 | 5 | 1 | ND |
| 3/18/15 | SE Missouri St. | 1.2 | 2 | 1-1 | 1 | 1 | ND |
| 3/20/15 | #1 LSU | 2.0 | 5 | 6-6 | 2 | 2 | ND |

| | | | | | | | |
|---------------|------------------------|-------------|-----------|--------------|-----------|-----------|------------|
| 4/8/15 | Mississippi Valley St. | 1.0 | 3 | 0-0 | 0 | 0 | ND |
| 4/11/15 | Kentucky | 1.1 | 1 | 0-0 | 3 | 0 | ND |
| 4/15/15 | Stephen F. Austin | 0.2 | 4 | 2-2 | 2 | 0 | ND |
| TOTALS | 12 G, 1 GS | 15.1 | 20 | 13-12 | 17 | 10 | 1-0 |

2017 HIGHLIGHTS

- Came back for senior season after being shut down for injury in 2016 after just eight appearances.
- Made his first appearance of the year against Miami (Ohio) striking out a career-high four batters in just two innings.
- Earned the win and scored the winning run against Alcorn State (March 14, 2017) after drawing a walk in the bottom of the ninth and scoring from second two batters later.
- Recorded back-to-back saves in games one and two against Mississippi State (March 17-18, 2017), his first two of the year, which leads the team.
- Struck out two of the three batters faced in the ninth inning on Friday night to preserve a two-run lead and give the Razorbacks its first conference game.
- Earned the second save after coming in with the bases loaded in the seventh inning of game two and a two-run lead. Only one run scored, but he struck out the final five of seven batters he faced through the ninth inning.
- Held Georgia scoreless over the 6th and 7th innings in game two of the series, striking out three, his fifth outing with three or more strikeouts this year.

#32 MATT CRONIN • FR • LHP • 6-2 • 190

CAREER HIGHS

| Category | High | Opponent (Last) | Date |
|----------------|------|-----------------------|---------|
| Innings | 3.0 | vs. Kansas State | 4/25/17 |
| Longest Start | -- | -- | -- |
| Shortest Start | -- | -- | -- |
| Longest Relief | 3.0 | vs. Kansas State | 4/25/17 |
| Hits | 2 | 3x (vs. Kansas State) | 4/25/17 |
| Runs | 1 | 2x (New Orleans) | 3/22/17 |
| Earned Runs | 1 | 2x (New Orleans) | 3/22/17 |
| Walks | 2 | ULM | 3/8/17 |
| Strikeouts | 5 | vs. Kansas State | 4/25/17 |

CRONIN'S CAREER APPEARANCES

Matt Cronin 2017 Game-By-Game (Freshman)
(9 Appearances, 0 Starts)

| Date | Opponent | IP | H | R-ER | BB | K | Result |
|---------------|-------------------|-------------|----------|------------|----------|-----------|------------|
| 3/4/17 | vs. Nebraska | 1.0 | 0 | 0-0 | 0 | 2 | W, 15-5 |
| 3/8/17 | ULM | 2.0 | 0 | 0-0 | 2 | 3 | W, 11-2 |
| 3/15/17 | Alcorn State | 2.0 | 2 | 1-1 | 0 | 4 | W, 11-3 |
| 3/22/17 | New Orleans | 0.0 | 0 | 1-1 | 1 | 0 | W, 5-2 |
| 4/1/17 | at Alabama | 1.0 | 1 | 0-0 | 1 | 1 | L, 7-1 |
| 4/5/17 | Grand Canyon | 1.0 | 0 | 0-0 | 0 | 2 | W, 6-1 |
| 4/11/17 | at Missouri State | 1.2 | 1 | 0-0 | 1 | 2 | W, 12-4 |
| 4/18/17 | Memphis | 1.1 | 2 | 0-0 | 0 | 2 | W, 16-7 |
| 4/25/17 | vs. Kansas State | 3.0 | 2 | 0-0 | 1 | 5 | W, 6-5 |
| TOTALS | 9 G, 0 GS | 13.0 | 8 | 2-2 | 6 | 21 | 2-0 |

2017 HIGHLIGHTS

- Made his first collegiate appearance against Nebraska (March 4) at the Frisco Classic, throwing a scoreless inning with two strikeouts.
- Struck out a combined nine batters in his first three appearances, all out of the bullpen, giving up just a single earned run against Alcorn State (March 15).
- Threw a scoreless frame against Alabama (April 1), striking out one and walking one.
- Notched his first collegiate win after holding Missouri State scoreless through the second, third, and part of the fourth inning, striking out two and allowing just one hit.
- Earned his second win of the season after holding Memphis (April 18) for 1.1 innings after the Hogs came back from a 3-0 deficit.
- Had his best outing of his young career, going three scoreless innings against Kansas State, the longest of any Hog pitcher in the 6-5 win over the Wildcats.

#29 ANGUS DENTON • FR • RHP • 5-11 • 160

CAREER HIGHS

| Category | High | Opponent (Last) | Date |
|----------------|------|-----------------|---------|
| Innings | 5.2 | at #10 Auburn | 4/21/17 |
| Longest Start | -- | -- | -- |
| Shortest Start | -- | -- | -- |
| Longest Relief | 5.2 | at #10 Auburn | 4/21/17 |
| Hits | 7 | at #10 Auburn | 4/21/17 |
| Runs | 5 | at #10 Auburn | 4/21/17 |
| Earned Runs | 5 | at #10 Auburn | 4/21/17 |
| Walks | 2 | at #10 Auburn | 4/21/17 |
| Strikeouts | 5 | at #10 Auburn | 4/21/17 |

DENTON'S CAREER APPEARANCES

Angus Denton 2017 Game-By-Game (Freshman)
(8 Appearances, 0 Starts)

| Date | Opponent | IP | H | R-ER | BB | K | Result |
|---------------|------------------|-------------|-----------|------------|----------|-----------|------------|
| 2/25/17 | Bryant | 0.1 | 0 | 0-0 | 0 | 0 | W, 13-7 |
| 3/4/17 | vs. Nebraska | 0.1 | 0 | 0-0 | 1 | 0 | W, 15-5 |
| 3/7/17 | ULM | 1.0 | 2 | 0-0 | 0 | 2 | W, 12-3 |
| 3/15/17 | Alcorn State | 1.0 | 0 | 0-0 | 0 | 1 | W, 11-3 |
| 4/4/17 | Grand Canyon | 1.0 | 0 | 0-0 | 0 | 1 | W, 11-2 |
| 4/18/17 | Memphis | 1.0 | 0 | 0-0 | 0 | 1 | W, 16-7 |
| 4/21/17 | at #10 Auburn | 5.2 | 7 | 5-5 | 2 | 5 | L, 15-2 |
| 4/25/17 | vs. Kansas State | 0.0 | 1 | 1-1 | 0 | 0 | W, 6-5 |
| TOTALS | 8 G, 0 GS | 10.1 | 10 | 6-6 | 3 | 10 | 0-0 |

#45 KEVIN KOPPS • R-FR • RHP • 6-0 • 190

CAREER HIGHS

| Category | High | Opponent (Last) | Date |
|----------------|------|----------------------|---------|
| Innings | 5.2 | Georgia | 4/15/17 |
| Longest Start | 3.1 | 2x (Bryant) | 2/26/17 |
| Shortest Start | 3.1 | 2x (Bryant) | 2/26/17 |
| Longest Relief | 5.2 | Georgia | 4/15/17 |
| Hits | 5 | 3x (at #10 Auburn) | 4/23/17 |
| Runs | 3 | 2x (#13 LSU) | 4/8/17 |
| Earned Runs | 3 | 2x (#13 LSU) | 4/8/17 |
| Walks | 3 | 2x (at #18 Missouri) | 3/26/17 |
| Strikeouts | 5 | Miami (Ohio) | 2/19/17 |

KOPPS' CAREER APPEARANCES

Kevin Kopps 2017 Game-By-Game (R-Freshman)
(16 Appearances, 3 Starts)

| Date | Opponent | IP | H | R-ER | BB | K | Result |
|---------------|----------------------|-------------|-----------|--------------|-----------|-----------|------------|
| 2/19/17 | Miami (Ohio)* | 3.1 | 2 | 1-1 | 2 | 5 | W, 11-1 |
| 2/26/17 | Bryant* | 3.1 | 4 | 2-2 | 2 | 2 | W, 16-6 |
| 3/3/17 | vs. #5 Arizona | 0.2 | 0 | 0-0 | 0 | 0 | L, 3-0 |
| 3/5/17 | vs. #30 Oklahoma St. | 2.1 | 1 | 0-0 | 1 | 1 | L, 8-3 |
| 3/12/17 | Rhode Island | 3.0 | 1 | 0-0 | 3 | 3 | L, 3-0 |
| 3/17/17 | Mississippi St. | 0.2 | 1 | 0-0 | 0 | 1 | W, 3-1 |
| 3/22/17 | New Orleans | 1.0 | 0 | 0-0 | 0 | 1 | W, 5-2 |
| 3/26/17 | at #18 Missouri | 3.2 | 2 | 2-2 | 3 | 4 | W, 9-8 |
| 4/1/17 | at Alabama | 3.0 | 5 | 3-3 | 0 | 4 | L, 7-1 |
| 4/8/17 | #13 LSU | 0.2 | 2 | 3-3 | 1 | 0 | L, 10-8 |
| 4/11/17 | at Missouri State | 1.0 | 2 | 1-1 | 0 | 1 | W, 12-4 |
| 4/15/17 | Georgia | 5.2 | 5 | 0-0 | 2 | 3 | W, 11-3 |
| 4/23/17 | at #10 Auburn | 1.0 | 3 | 1-1 | 2 | 0 | L, 11-6 |
| 4/25/17 | vs. Kansas State* | 2.0 | 1 | 1-1 | 0 | 1 | W, 6-5 |
| 4/27/17 | Ole Miss | 2.2 | 2 | 0-0 | 1 | 2 | L, 4-1 |
| 5/4/17 | at Tennessee | 2.2 | 2 | 0-0 | 0 | 2 | L, 5-4 |
| TOTALS | 16 G, 3 GS | 36.2 | 33 | 14-14 | 17 | 30 | 2-0 |

2017 HIGHLIGHTS

- Was the Sunday starter for the first two weekends of the season, garnering a win in first collegiate start against Miami (Ohio) (Feb. 19).
- Moved to the bullpen prior to the Frisco Classic and made appearances against No. 5 Arizona (March 3) and No. 30 Oklahoma State (March 5), allowing just one hit over 3.0 innings.
- Had a seven-inning scoreless streak from his first appearance out of the bullpen (No. 5 Arizona, March 3) to his one-inning save against New Orleans (March 22).
- Corralled his first save of the season after pitching a perfect ninth inning against New Orleans (March 22) with one strikeout.
- Pitched a career-long 5.2 innings against Georgia (April 15), scattering five hits in his sixth scoreless outing this season. It's the longest scoreless outing by a Razorback reliever this year.

#35 JACOB KOSTYSHOCK • FR • RHP • 6-4 • 175

CAREER HIGHS

| Category | High | Opponent (Last) | Date |
|----------------|------|-----------------|--------|
| Innings | 2.0 | ULM | 3/8/17 |
| Longest Start | -- | -- | -- |
| Shortest Start | -- | -- | -- |
| Longest Relief | 2.0 | ULM | 3/8/17 |
| Hits | 3 | Grand Canyon | 4/4/17 |
| Runs | 3 | vs. Nebraska | 3/4/17 |
| Earned Runs | 3 | vs. Nebraska | 3/4/17 |
| Walks | 3 | vs. Nebraska | 3/4/17 |
| Strikeouts | 2 | 2x (ULM) | 3/8/17 |

KOSTYSHOCK'S CAREER APPEARANCES

Jacob Kostyshock 2017 Game-By-Game (Freshman)
(6 Appearances, 0 Starts)

| Date | Opponent | IP | H | R-ER | BB | K | Result |
|---------------|------------------|------------|----------|------------|----------|----------|------------|
| 3/4/17 | vs. Nebraska | 0.2 | 2 | 3-3 | 3 | 2 | W, 15-5 |
| 3/8/17 | ULM | 2.0 | 0 | 0-0 | 0 | 2 | W, 11-2 |
| 3/15/17 | Alcorn State | 1.0 | 0 | 0-0 | 0 | 0 | W, 11-3 |
| 4/4/17 | Grand Canyon | 0.2 | 3 | 1-1 | 0 | 1 | W, 11-2 |
| 4/13/17 | Georgia | 0.0 | 0 | 0-0 | 2 | 0 | W, 14-4 |
| 4/25/17 | vs. Kansas State | 1.0 | 1 | 0-0 | 1 | 1 | W, 6-5 |
| TOTALS | 6 G, 0 GS | 5.2 | 6 | 4-4 | 6 | 6 | 1-0 |

2017 HIGHLIGHTS

- Made his first collegiate appearance against Nebraska in the Frisco Classic, striking out two and giving up three earned runs.
- Garnered his first collegiate win after throwing a scoreless 10th inning and striking out one against Kansas State in Kauffman Stadium.
- Has only allowed one run over his last 4.2 innings dating back his appearance against ULM (March 8).

#27 EVAN LEE • FR • LHP • 6-2 • 190

CAREER HIGHS

| Category | High | Opponent (Last) | Date |
|----------------|------|----------------------|---------|
| Innings | 2.1 | vs. #30 Oklahoma St. | 3/5/17 |
| Longest Start | 1.0 | at Louisiana Tech | 3/1/17 |
| Shortest Start | 1.0 | at Louisiana Tech | 3/1/17 |
| Longest Relief | 2.1 | vs. #30 Oklahoma St. | 3/5/17 |
| Hits | 3 | 2x (at #10 Auburn) | 4/23/17 |
| Runs | 3 | at Louisiana Tech | 3/1/17 |
| Earned Runs | 3 | at Louisiana Tech | 3/1/17 |
| Walks | 1 | 5x (at #10 Auburn) | 4/22/17 |
| Strikeouts | 2 | 6x (at #10 Auburn) | 4/23/17 |

LEE'S CAREER APPEARANCES

Evan Lee 2017 Game-By-Game (Freshman)
(11 Appearances, 1 Start)

| Date | Opponent | IP | H | R-ER | BB | K | Result |
|---------------|----------------------|-------------|-----------|------------|----------|-----------|-------------------|
| 2/26/17 | Bryant | 1.0 | 0 | 0-0 | 0 | 1 | W, 16-6 |
| 3/1/17 | at Louisiana Tech* | 1.0 | 2 | 3-3 | 0 | 0 | W, 13-10 |
| 3/5/17 | vs. #30 Oklahoma St. | 2.1 | 1 | 1-0 | 1 | 2 | L, 8-3 |
| 3/15/17 | Alcorn State | 1.0 | 0 | 0-0 | 1 | 2 | W, 11-3 |
| 3/17/17 | Mississippi St. | 0.1 | 0 | 0-0 | 0 | 0 | W, 3-1 |
| 4/5/17 | Grand Canyon | 2.0 | 3 | 1-1 | 1 | 2 | W, 6-1 |
| 4/11/17 | at Missouri State | 1.0 | 2 | 0-0 | 0 | 2 | W, 12-4 |
| 4/18/17 | Memphis | 2.0 | 0 | 0-0 | 1 | 2 | W, 16-7 |
| 4/22/17 | at #10 Auburn | 0.1 | 0 | 0-0 | 1 | 1 | W, 7-3 |
| 4/23/17 | at #10 Auburn | 1.2 | 3 | 2-2 | 0 | 2 | L, 11-6 |
| 4/28/17 | Ole Miss | 1.0 | 0 | 0-0 | 0 | 0 | W, 7-4 |
| TOTALS | 11 G, 1 GS | 13.1 | 11 | 7-6 | 4 | 12 | 0-0 (1 SV) |

2017 HIGHLIGHTS

- Made his first collegiate start in game two against Louisiana Tech (March 1), giving up three earned runs in one inning.
- Picked up a key strikeout with the bases loaded in the sixth inning to help lock up a series evening win over No. 10 Auburn (April 22).
- Earned his first save after pitching a flawless ninth inning in a 7-4 win over Ole Miss (April 28), needing just six pitches to prevent a series sweep.

#46 BARRETT LOSEKE • SO • RHP • 6-0 • 170

CAREER HIGHS

| Category | High | Opponent (Last) | Date |
|----------------|------|---------------------|---------|
| Innings | 4.2 | Rhode Island | 3/10/17 |
| Longest Start | 4.0 | 2x (at S. Carolina) | 3/19/16 |
| Shortest Start | 1.0 | at Ole Miss | 4/10/16 |
| Longest Relief | 4.2 | Rhode Island | 3/10/17 |
| Hits | 4 | 2x (Bryant) | 2/26/17 |
| Runs | 3 | 4x (Memphis) | 4/18/17 |
| Earned Runs | 3 | 4x (Memphis) | 4/18/17 |
| Walks | 3 | 4x (Memphis) | 4/18/17 |
| Strikeouts | 7 | at Louisiana Tech | 3/1/17 |

CAREER VS. 2017 OPPONENTS

| Team | ERA | W-L | G-GS | IP | H | R | ER | BB-K |
|-----------------|-------|-----|------|-----|---|---|----|------|
| Oklahoma St. | 0.00 | 0-0 | 1-0 | 1.0 | 0 | 0 | 0 | 1-0 |
| ULM | 0.00 | 0-0 | 1-0 | 1.0 | 1 | 0 | 0 | 0-1 |
| Mississippi St. | 0.00 | 0-0 | 1-0 | 1.0 | 1 | 0 | 0 | 0-2 |
| Missouri | 8.71 | 0-1 | 1-1 | 3.1 | 2 | 3 | 3 | 1-4 |
| LSU | 0.00 | 0-0 | 2-0 | 1.2 | 1 | 0 | 0 | 3-2 |
| Missouri St. | 9.00 | 0-1 | 1-1 | 2.0 | 2 | 2 | 2 | 1-1 |
| Auburn | 4.09 | 0-0 | 1-1 | 2.2 | 4 | 1 | 1 | 1-2 |
| Ole Miss | 27.00 | 0-1 | 1-1 | 1.0 | 2 | 3 | 3 | 2-3 |
| Texas A&M | 0.00 | 0-0 | 1-0 | 3.2 | 0 | 0 | 0 | 0-4 |

LOSEKE'S CAREER APPEARANCES

Barrett Loseke 2017 Game-By-Game (Sophomore)
(14 Appearances, 1 Start)

| Date | Opponent | IP | H | R-ER | BB | K | Result |
|---------------|-------------------|-------------|-----------|--------------|-----------|-----------|------------|
| 2/19/17 | Miami (Ohio) | 1.0 | 0 | 0-0 | 2 | 2 | W, 11-1 |
| 2/26/17 | Bryant | 2.1 | 4 | 3-3 | 2 | 3 | W, 16-6 |
| 3/1/17 | at Louisiana Tech | 4.0 | 1 | 0-0 | 1 | 7 | W, 13-10 |
| 3/10/17 | Rhode Island | 4.2 | 3 | 0-0 | 0 | 3 | W, 5-2 |
| 3/18/17 | Mississippi St. | 0.0 | 0 | 0-0 | 1 | 0 | W, 5-4 |
| 3/22/17 | New Orleans | 3.1 | 1 | 0-0 | 1 | 4 | W, 5-2 |
| 3/26/17 | at #18 Missouri | 0.1 | 3 | 2-2 | 1 | 0 | W, 9-8 |
| 4/5/17 | Grand Canyon | 2.0 | 0 | 0-0 | 2 | 2 | W, 11-2 |
| 4/7/17 | #13 LSU | 1.0 | 3 | 0-0 | 0 | 1 | W, 9-3 |
| 4/11/17 | at Missouri State | 1.0 | 1 | 2-2 | 1 | 1 | W, 12-4 |
| 4/13/17 | Georgia | 1.2 | 0 | 0-0 | 1 | 2 | W, 14-4 |
| 4/18/17 | Memphis | 3.0 | 3 | 3-3 | 3 | 2 | W, 16-7 |
| 4/23/17 | at #10 Auburn | 0.1 | 1 | 0-0 | 0 | 0 | L, 11-6 |
| 4/25/17 | vs. Kansas State | 0.1 | 1 | 2-2 | 1 | 0 | W, 6-5 |
| TOTALS | 14 G, 2 GS | 25.0 | 21 | 12-12 | 16 | 27 | 3-0 |

Barrett Loseke 2016 Game-By-Game (Freshman)
(17 Appearances, 6 Starts)

| Date | Opponent | IP | H | R-ER | BB | K | Result |
|---------------|------------------------|-------------|-----------|--------------|-----------|-----------|------------|
| 2/20/16 | Central Michigan | 0.1 | 1 | 0-0 | 0 | 0 | ND |
| 2/23/16 | Mississippi Valley St. | 2.0 | 1 | 0-0 | 0 | 3 | ND |
| 2/28/16 | vs. #23 Texas Tech | 1.1 | 2 | 0-0 | 3 | 3 | ND |
| 3/9/16 | Gonzaga | 3.0 | 1 | 0-0 | 1 | 1 | ND |
| 3/13/16 | Western Illinois* | 4.0 | 1 | 0-0 | 1 | 4 | W, 1-0 |
| 3/19/16 | at #12 South Carolina* | 4.0 | 3 | 2-2 | 3 | 3 | ND |
| 3/27/16 | Auburn* | 2.2 | 4 | 1-1 | 1 | 2 | ND |
| 4/3/16 | Missouri* | 3.1 | 2 | 3-3 | 1 | 4 | L, 1-1 |
| 4/10/16 | at #14 Ole Miss* | 1.0 | 2 | 3-3 | 2 | 3 | L, 1-2 |
| 4/12/16 | ULM | 1.0 | 1 | 0-0 | 0 | 1 | ND |
| 4/16/16 | #2 Florida | 0.2 | 0 | 0-0 | 3 | 2 | ND |
| 4/26/16 | #18 Oklahoma St. | 1.0 | 0 | 0-0 | 1 | 0 | ND |
| 4/30/16 | #2 Texas A&M-2 | 3.2 | 2 | 0-0 | 0 | 4 | ND |
| 5/6/16 | at #13 LSU | 0.0 | 0 | 0-0 | 2 | 0 | ND |
| 5/8/16 | at #13 LSU | 1.2 | 1 | 0-0 | 1 | 2 | ND |
| 5/17 | Missouri St.* | 2.0 | 2 | 2-2 | 1 | 1 | L, 1-3 |
| 5/20/16 | at #4 Mississippi St. | 1.0 | 1 | 0-0 | 0 | 2 | ND |
| TOTALS | 17 G, 6 GS | 32.2 | 24 | 11-11 | 20 | 35 | 1-3 |

2017 HIGHLIGHTS

- Was one of four pitchers used to earn sweep of Miami (Ohio) in game three of series.
- Came out of the bullpen against Louisiana Tech (3/1) and shut down the offense for 4.0 innings, striking out a career-high seven batters to earn the victory.
- Topped himself with a 4.2 inning outing against Rhode Island from the bullpen, giving up no runs and no walks while earning his second win of the year.
- Earned his third win after relieving Kacey Murphy in the third inning against New Orleans. Went on to hold the Privateers to one hit with four strikeouts.

#21 KACEY MURPHY • SO • LHP • 6-0 • 190

CAREER HIGHS

| Category | High | Opponent (Last) | Date |
|----------------|------|-----------------|---------|
| Innings | 7.0 | Memphis | 4/19/17 |
| Longest Start | 7.0 | Memphis | 4/19/17 |
| Shortest Start | 3.0 | Alcorn State | 3/15/17 |
| Longest Relief | 2.1 | Missouri St. | 5/17/16 |
| Hits | 6 | Alcorn State | 3/15/17 |
| Runs | 5 | Missouri St. | 5/17/16 |
| Earned Runs | 4 | Missouri St. | 5/17/16 |
| Walks | 4 | New Orleans | 3/22/17 |
| Strikeouts | 10 | Grand Canyon | 4/5/17 |

CAREER VS. 2017 OPPONENTS

| Team | ERA | W-L | G-GS | IP | H | R | ER | BB-K |
|--------------|-------|-----|------|-----|---|---|----|------|
| Oklahoma St. | 0.00 | 0-0 | 1-0 | 0.1 | 0 | 0 | 0 | 0-1 |
| Missouri | 18.00 | 0-0 | 1-0 | 0.0 | 2 | 2 | 2 | 1-0 |
| Missouri St. | 12.00 | 0-0 | 2-0 | 3.0 | 3 | 6 | 4 | 3-5 |
| Auburn | 9.00 | 0-0 | 1-0 | 2.0 | 4 | 2 | 2 | 0-3 |
| Texas A&M | 0.00 | 0-0 | 1-0 | 0.0 | 1 | 0 | 0 | 1-0 |

MURPHY'S CAREER APPEARANCES

Kacey Murphy 2017 Game-By-Game (Sophomore)
(14 Appearances, 7 Starts)

| Date | Opponent | IP | H | R-ER | BB | K | Result |
|---------------|--------------------|-------------|-----------|--------------|-----------|-----------|------------|
| 2/19/17 | Miami (Ohio) | 1.0 | 0 | 0-0 | 0 | 1 | W, 11-1 |
| 2/24/17 | Bryant | 0.1 | 1 | 0-0 | 1 | 1 | W, 11-8 |
| 3/3/17 | vs. #5 Arizona | 1.1 | 2 | 1-1 | 1 | 0 | L, 3-0 |
| 3/8/17 | ULM* | 5.0 | 3 | 2-2 | 1 | 9 | W, 11-2 |
| 3/15/17 | Alcorn State* | 3.0 | 6 | 1-1 | 1 | 6 | W, 11-3 |
| 3/19/17 | Mississippi St. | 0.1 | 0 | 0-0 | 0 | 0 | W, 6-1 |
| 3/22/17 | New Orleans* | 2.2 | 2 | 0-0 | 4 | 3 | W, 5-2 |
| 3/25/17 | at #18 Missouri | 0.0 | 3 | 3-3 | 1 | 0 | L, 7-2 |
| 4/5/17 | Grand Canyon* | 4.0 | 5 | 0-0 | 0 | 10 | W, 6-1 |
| 4/11/17 | at Missouri State* | 1.2 | 3 | 1-1 | 0 | 2 | W, 12-4 |
| 4/15/17 | Georgia | 0.1 | 1 | 0-0 | 1 | 0 | W, 11-3 |
| 4/19/17 | Memphis* | 7.0 | 1 | 0-0 | 1 | 7 | W, 2-0 |
| 4/23/17 | at #10 Auburn | 3.1 | 2 | 1-1 | 0 | 2 | L, 11-6 |
| 4/28/17 | Ole Miss* | 1.2 | 3 | 3-3 | 2 | 2 | W, 7-4 |
| TOTALS | 14 G, 7 GS | 32.2 | 32 | 12-12 | 13 | 43 | 4-0 |

Kacey Murphy 2016 Game-By-Game (Freshman)
(14 Appearances, 0 Starts)

| Date | Opponent | IP | H | R-ER | BB | K | Result |
|---------------|------------------------|-------------|-----------|--------------|----------|-----------|------------|
| 2/19/16 | Central Michigan | 0.1 | 0 | 0-0 | 1 | 1 | ND |
| 2/21/16 | Central Michigan | 0.2 | 0 | 0-0 | 1 | 0 | ND |
| 2/23/16 | Mississippi Valley St. | 1.0 | 1 | 1-1 | 1 | 1 | ND |
| 3/4/16 | Eastern Illinois | 1.0 | 1 | 0-0 | 0 | 0 | ND |
| 3/9/16 | Gonzaga | 0.1 | 0 | 1-1 | 0 | 0 | ND |
| 3/13/16 | Western Illinois | 1.2 | 0 | 0-0 | 0 | 2 | ND |
| 3/18/16 | at #12 South Carolina | 0.2 | 3 | 1-1 | 1 | 0 | ND |
| 3/26/16 | Auburn | 2.0 | 4 | 2-2 | 0 | 3 | ND |
| 4/3/16 | Missouri | 0.0 | 2 | 2-2 | 1 | 0 | ND |
| 4/19/16 | #25 Creighton | 0.2 | 1 | 0-0 | 0 | 1 | ND |
| 4/26/16 | #18 Oklahoma St. | 0.1 | 0 | 0-0 | 0 | 1 | ND |
| 5/1/16 | #2 Texas A&M | 0.0 | 1 | 0-0 | 1 | 0 | ND |
| 5/3/16 | at Missouri St. | 0.2 | 0 | 1-0 | 2 | 0 | ND |
| 5/17/16 | Missouri St. | 2.1 | 3 | 5-4 | 1 | 5 | ND |
| TOTALS | 14 G, 0 GS | 11.2 | 16 | 13-11 | 9 | 14 | 0-0 |

2017 HIGHLIGHTS

- Earned his first win of the season in his first collegiate start, going a career-high 5.0 innings against ULM (3/8/17) and striking out nine
- Started for the second straight midweek game, going 3.0 innings against Alcorn State and gave up just one earned run with six strikeouts.
- Struck out a career-high 10 Grand Canyon batters in his fourth start of the year. Achieved the feat in just four innings and striking out the side in his final three innings.

#34 JAKE REINDL • SO • RHP • 6-1 • 200

CAREER HIGHS

| Category | High | Opponent (Last) | Date |
|----------------|------|-------------------|---------|
| Innings | 6.1 | Ole Miss | 4/28/17 |
| Longest Start | -- | -- | -- |
| Shortest Start | -- | -- | -- |
| Longest Relief | 6.1 | Ole Miss | 4/28/17 |
| Hits | 6 | Ole Miss | 4/28/17 |
| Runs | 2 | 2x (at Tennessee) | 5/4/17 |
| Earned Runs | 2 | Gonzaga | 3/9/16 |
| Walks | 3 | Ole Miss | 4/28/17 |
| Strikeouts | 6 | at #10 Auburn | 4/22/17 |

CAREER VS. 2017 OPPONENTS

| Team | ERA | W-L | G-GS | IP | H | R | ER | BB-K |
|-----------------|------|-----|------|-----|---|---|----|------|
| Mississippi St. | 0.00 | 0-0 | 1-0 | 0.2 | 0 | 0 | 0 | 0-1 |
| Grambling St. | 0.00 | 0-0 | 1-0 | 1.0 | 1 | 0 | 0 | 0-0 |
| Missouri St. | 0.00 | 0-0 | 1-0 | 1.0 | 1 | 0 | 0 | 0-1 |
| Memphis | 9.00 | 0-0 | 1-0 | 1.0 | 2 | 1 | 1 | 0-1 |

REINDL'S CAREER APPEARANCES

Jake Reindl 2017 Game-By-Game (Sophomore)
(16 Appearances, 0 Starts)

| Date | Opponent | IP | H | R-ER | BB | K | Result |
|---------------|----------------------|-------------|-----------|--------------|-----------|-----------|------------|
| 2/17/17 | Miami (Ohio) | 3.0 | 2 | 0-0 | 0 | 3 | W, 7-0 |
| 2/24/17 | Bryant | 0.1 | 1 | 2-2 | 1 | 0 | W, 11-8 |
| 3/1/17 | at Louisiana Tech | 2.0 | 3 | 0-0 | 0 | 2 | W, 13-10 |
| 3/5/17 | vs. #14 Oklahoma St. | 0.0 | 0 | 0-0 | 1 | 0 | L, 8-3 |
| 3/14/17 | Alcorn State | 2.1 | 4 | 1-1 | 1 | 1 | W, 3-2 |
| 3/22/17 | New Orleans | 0.2 | 2 | 1-1 | 1 | 1 | W, 5-2 |
| 3/25/17 | at #18 Missouri | 2.2 | 2 | 0-0 | 0 | 4 | L, 9-8 |
| 4/1/17 | at Alabama | 2.2 | 0 | 0-0 | 0 | 5 | L, 7-1 |
| 4/4/17 | Grand Canyon | 2.1 | 0 | 0-0 | 0 | 1 | W, 11-2 |
| 4/9/17 | #13 LSU | 5.2 | 2 | 1-1 | 0 | 5 | L, 2-0 |
| 4/14/17 | Georgia | 2.0 | 1 | 0-0 | 2 | 1 | W, 5-4 |
| 4/18/17 | Memphis | 1.2 | 3 | 4-4 | 0 | 0 | W, 16-7 |
| 4/22/17 | at #10 Auburn | 3.0 | 2 | 0-0 | 1 | 6 | W, 7-3 |
| 4/25/17 | vs. Kansas State | 1.1 | 1 | 0-0 | 1 | 1 | W, 6-5 |
| 4/28/17 | Ole Miss | 6.1 | 6 | 1-1 | 3 | 5 | W, 7-4 |
| 5/4/17 | at Tennessee | 0.1 | 2 | 2-0 | 1 | 0 | L, 5-4 |
| TOTALS | 16 G, 0 GS | 36.1 | 31 | 12-10 | 12 | 35 | 2-1 |

Jake Reindl 2016 Game-By-Game (Freshman)
(6 Appearances, 0 Starts)

| Date | Opponent | IP | H | R-ER | BB | K | Result |
|---------------|------------------------|------------|----------|------------|----------|----------|------------|
| 2/24/16 | Mississippi Valley St. | 1.0 | 0 | 0-0 | 0 | 2 | ND |
| 3/9/16 | Gonzaga | 0.1 | 2 | 2-2 | 0 | 0 | ND |
| 3/15/16 | Grambling St. | 1.0 | 1 | 0-0 | 0 | 0 | ND |
| 4/5/17/16 | Missouri St. | 1.0 | 1 | 0-0 | 0 | 1 | ND |
| 5/19/16 | at #4 Mississippi St. | 0.2 | 0 | 0-0 | 0 | 1 | ND |
| TOTALS | 6 G, 0 GS | 5.0 | 6 | 3-3 | 0 | 5 | 0-0 |

2017 HIGHLIGHTS

- Set what was then career-highs in innings pitched (3.0) and strikeouts (3) in first appearance of the year vs. Miami (Ohio).
- Held Louisiana Tech (3/1) scoreless over 2.0 innings of relief to help in nine-run comeback.
- Had another 2+ inning outing in game two against Missouri (3/25), going 2.2 innings and striking out a career-high four batters.
- Has yet to give up more than two earned runs in his 15 appearances this year (36.0 innings).
- Had another 2.2-inning outing against SEC play, striking out a career-high five batters against Alabama (4/1), while also not allowing a hit.
- Struck out a career-high six batters in the 7-3 win over No. 10 Auburn (April 22).
- Picked up his second win of the season after a career-long 6.1 innings against Ole Miss (April 28).

#37 WESTON ROGERS • SO • LHP • 6-4 • 215

CAREER HIGHS

| Category | High | Opponent (Last) | Date |
|----------------|------|----------------------|---------|
| Innings | 4.0 | Grambling St. | 3/16/16 |
| Longest Start | 4.0 | Grambling St. | 3/16/16 |
| Shortest Start | 1.2 | Gonzaga | 3/9/16 |
| Longest Relief | 2.0 | 2x (Ok. St.) | 4/26/16 |
| Hits | 5 | Bryant | 2/25/17 |
| Runs | 4 | Bryant | 2/25/17 |
| Earned Runs | 4 | Bryant | 2/25/17 |
| Walks | 2 | 4x (at #10 Auburn) | 4/21/17 |
| Strikeouts | 4 | 2x (at Missouri St.) | 5/3/16 |

CAREER VS. 2017 OPPONENTS

| Team | ERA | W-L | G-GS | IP | H | R | ER | BB-K |
|---------------|-------|-----|------|-----|---|---|----|------|
| La. Tech | 8.18 | 0-0 | 1-1 | 2.2 | 3 | 2 | 2 | 1-1 |
| Oklahoma St. | 9.00 | 0-0 | 1-0 | 2.0 | 2 | 2 | 2 | 2-1 |
| Grambling St. | 4.50 | 0-0 | 1-1 | 4.0 | 3 | 2 | 2 | 0-2 |
| LSU | 18.00 | 0-1 | 1-0 | 1.0 | 2 | 2 | 2 | 1-0 |
| Missouri St. | 9.00 | 0-0 | 1-1 | 3.0 | 3 | 3 | 3 | 1-4 |
| Texas A&M | 0.00 | 0-0 | 1-0 | 0.0 | 1 | 0 | 0 | 0-0 |

ROGERS' CAREER APPEARANCES

Weston Rogers 2017 Game-By-Game (Sophomore)
(11 Appearances, 0 Starts)

| Date | Opponent | IP | H | R-ER | BB | K | Result |
|---------------|-------------------|-------------|-----------|--------------|----------|-----------|------------|
| 2/18/17 | Miami (Ohio) | 1.0 | 0 | 0-0 | 0 | 1 | W, 5-1 |
| 2/25/17 | Bryant | 1.1 | 5 | 4-4 | 0 | 3 | W, 13-7 |
| 2/28/17 | at Louisiana Tech | 0.0 | 1 | 1-0 | 0 | 0 | L, 4-3 |
| 3/4/17 | vs. Nebraska | 1.0 | 0 | 0-0 | 2 | 1 | W, 15-5 |
| 3/14/17 | Alcorn State | 1.1 | 2 | 0-0 | 0 | 2 | W, 3-2 |
| 3/22/17 | New Orleans | 1.1 | 0 | 0-0 | 0 | 1 | W, 5-2 |
| 4/4/17 | Grand Canyon | 3.0 | 2 | 1-1 | 0 | 3 | W, 11-2 |
| 4/11/17 | Missouri State | 0.2 | 0 | 0-0 | 0 | 0 | W, 12-4 |
| 4/13/17 | Georgia | 1.1 | 2 | 3-3 | 2 | 2 | W, 14-4 |
| 4/21/17 | at #10 Auburn | 0.0 | 0 | 2-2 | 2 | 0 | L, 15-2 |
| 4/25/17 | vs. Kansas State | 0.2 | 0 | 0-0 | 1 | 0 | W, 6-5 |
| TOTALS | 11 G, 0 GS | 11.2 | 12 | 11-10 | 7 | 13 | 1-0 |

Weston Rogers 2016 Game-By-Game (Freshman)
(11 Appearances, 5 Starts)

| Date | Opponent | IP | H | R-ER | BB | K | Result |
|---------------|-------------------------|-------------|-----------|--------------|----------|-----------|------------|
| 2/24/16 | Mississippi Valley St.* | 2.0 | 1 | 0-0 | 0 | 4 | W, 1-0 |
| 2/28/16 | vs. #23 Texas Tech | 0.1 | 2 | 0-0 | 0 | 0 | ND |
| 3/2/16 | Louisiana Tech* | 2.2 | 3 | 2-2 | 1 | 1 | ND |
| 3/5/16 | Eastern Illinois | 1.1 | 0 | 0-0 | 0 | 3 | ND |
| 3/9/16 | Gonzaga* | 1.2 | 2 | 2-2 | 1 | 1 | ND |
| 3/16/16 | Grambling St.* | 4.0 | 3 | 2-2 | 0 | 2 | ND |
| 4/19/16 | #25 Creighton | 2.0 | 1 | 0-0 | 0 | 1 | ND |
| 4/26/16 | #18 Oklahoma St. | 2.0 | 2 | 2-2 | 2 | 1 | ND |
| 4/30/16 | #2 Texas A&M-2 | 0.0 | 1 | 0-0 | 0 | 0 | ND |
| 5/3/16 | at Missouri St.* | 3.0 | 3 | 3-3 | 1 | 4 | L, 1-1 |
| 5/8/16 | at #13 LSU | 1.0 | 2 | 2-2 | 1 | 0 | ND |
| TOTALS | 11 G, 5 GS | 20.0 | 20 | 13-13 | 6 | 17 | 1-1 |

#25 DOMINIC TACCOLINI • SR • RHP • 6-3 • 230

CAREER HIGHS

| Category | High | Opponent (Last) | Date |
|----------------|------|-----------------|---------|
| Innings | 10.0 | at Kentucky | 4/22/16 |
| Longest Start | 10.0 | at Kentucky | 4/22/16 |
| Shortest Start | 1.0 | Missouri | 4/1/16 |
| Longest Relief | 4.2 | at Virginia | 5/3/14 |
| Hits | 12 | at S. Carolina | 3/18/16 |
| Runs | 8 | 3x (Alabama) | 5/13/16 |
| Earned Runs | 8 | 3x (Alabama) | 5/13/16 |
| Walks | 6 | at Texas A&M | 4/18/16 |
| Strikeouts | 10 | 2x (ULM) | 3/7/17 |

CAREER VS. 2017 OPPONENTS

| Team | ERA | W-L | G-GS | IP | H | R | ER | BB-K |
|-----------------|-------|-----|------|------|----|----|----|-------|
| Mississippi St. | 3.00 | 1-1 | 2-2 | 12.0 | 15 | 8 | 4 | 6-8 |
| Missouri | 4.50 | 0-0 | 2-2 | 4.0 | 4 | 3 | 2 | 2-1 |
| Grambling St. | 0.00 | 0-0 | 1-0 | 2.0 | 2 | 0 | 0 | 2-2 |
| Alabama | 15.75 | 0-1 | 3-2 | 8.0 | 12 | 14 | 14 | 11-11 |
| LSU | 4.82 | 1-1 | 3-2 | 11.2 | 13 | 7 | 6 | 4-3 |
| Missouri St. | 0.00 | 1-0 | 1-0 | 2.0 | 0 | 0 | 0 | 0-2 |
| Georgia | 0.00 | 0-0 | 1-0 | 2.0 | 1 | 0 | 0 | 2-2 |
| Memphis | 16.36 | 0-0 | 1-0 | 1.1 | 2 | 2 | 2 | 1-3 |
| Auburn | 2.25 | 0-0 | 3-2 | 12.0 | 14 | 4 | 3 | 7-7 |
| Ole Miss | 7.50 | 1-0 | 4-2 | 13.2 | 13 | 11 | 11 | 8-13 |
| Tennessee | 0.00 | 0-0 | 1-0 | 2.1 | 0 | 0 | 0 | 0-1 |
| Vanderbilt | 6.43 | 0-1 | 1-1 | 4.2 | 8 | 7 | 3 | 3-2 |
| Texas A&M | 8.40 | 1-0 | 3-3 | 15.0 | 19 | 14 | 14 | 9-15 |

TACCOLINI'S CAREER APPEARANCES

Dominic Taccolini 2017 Game-By-Game (Senior)
(13 Appearances, 2 Starts)

| Date | Opponent | IP | H | R-ER | BB | K | Result |
|---------------|-------------------|-------------|-----------|--------------|-----------|-----------|-------------------|
| 2/18/17 | Miami (Ohio) | 3.0 | 0 | 0-0 | 1 | 4 | W, 5-1 |
| 2/24/17 | Bryant | 1.0 | 0 | 0-0 | 2 | 2 | W, 11-8 |
| 2/26/17 | Bryant | 1.1 | 2 | 1-1 | 1 | 0 | W, 16-6 |
| 3/1/17 | at Louisiana Tech | 0.2 | 4 | 7-7 | 2 | 0 | W, 13-10 |
| 3/7/17 | ULM* | 6.0 | 7 | 2-2 | 2 | 10 | W, 12-2 |
| 3/14/17 | Alcorn State* | 4.0 | 5 | 1-1 | 0 | 3 | W, 3-2 |
| 3/19/17 | Mississippi St. | 4.0 | 1 | 1-1 | 1 | 5 | W, 6-1 |
| 3/24/17 | at #18 Missouri | 3.0 | 2 | 0-0 | 1 | 4 | W, 9-2 |
| 3/31/17 | at Alabama | 1.0 | 0 | 0-0 | 0 | 0 | W, 7-1 |
| 4/2/17 | at Alabama | 3.0 | 1 | 1-1 | 3 | 2 | W, 8-5 |
| 4/7/17 | #13 LSU | 2.0 | 3 | 3-3 | 2 | 1 | W, 9-3 |
| 4/11/17 | at Missouri State | 1.0 | 0 | 0-0 | 0 | 3 | W, 12-4 |
| 4/14/17 | Georgia | 0.2 | 3 | 2-1 | 1 | 0 | W, 5-4 |
| TOTALS | 13 G, 2 GS | 30.2 | 28 | 18-17 | 16 | 34 | 3-0 (2 SV) |

Dominic Taccolini 2016 Game-By-Game (Junior)
(15 Appearances, 13 Starts)

| Date | Opponent | IP | H | R-ER | BB | K | Result |
|---------------|------------------------|-------------|-----------|--------------|-----------|-----------|------------|
| 2/19/16 | Central Michigan* | 7.0 | 1 | 1-1 | 1 | 3 | W, 1-0 |
| 2/26/16 | vs. #24 Rice* | 6.0 | 5 | 2-2 | 1 | 6 | W, 2-0 |
| 3/4/16 | Eastern Illinois* | 5.0 | 4 | 2-2 | 1 | 5 | W, 3-0 |
| 3/11/16 | Western Illinois* | 7.0 | 2 | 1-1 | 2 | 9 | ND |
| 3/18/16 | at #12 South Carolina* | 6.0 | 12 | 8-8 | 1 | 2 | L, 3-1 |
| 3/25/16 | Auburn* | 2.0 | 6 | 2-2 | 3 | 3 | ND |
| 4/1/16 | Missouri* | 1.0 | 4 | 3-2 | 1 | 0 | ND |
| 4/6/16 | at Memphis | 1.1 | 2 | 2-2 | 1 | 3 | ND |
| 4/10/16 | at #14 Ole Miss | 3.2 | 4 | 3-3 | 1 | 4 | ND |
| 4/14/16 | #2 Florida* | 3.0 | 1 | 3-3 | 3 | 2 | L, 3-2 |
| 4/22/16 | at #12 Kentucky* | 10.0 | 5 | 0-0 | 0 | 10 | W, 4-2 |
| 4/30/16 | #2 Texas A&M-1* | 6.0 | 9 | 5-5 | 2 | 6 | W, 5-2 |
| 5/6/16 | at #13 LSU* | 5.0 | 5 | 5-4 | 3 | 1 | L, 5-3 |
| 5/13/16 | Alabama* | 3.2 | 7 | 8-8 | 4 | 4 | L, 5-4 |
| 5/19/16 | at #4 Mississippi St.* | 5.1 | 11 | 7-3 | 2 | 3 | L, 5-5 |
| TOTALS | 15 G, 13 GS | 72.0 | 78 | 52-46 | 26 | 61 | 5-5 |

Dominic Taccolini 2015 Game-By-Game (Sophomore)
(17 Appearances, 13 Starts)

| Date | Opponent | IP | H | R-ER | BB | K | Result |
|---------------|---------------------|-------------|-----------|--------------|-----------|-----------|------------|
| 2/14/15 | North Dakota-1* | 6.0 | 4 | 2-2 | 0 | 8 | W, 1-0 |
| 2/20/15 | vs. #22 UCF* | 4.0 | 4 | 3-3 | 3 | 6 | L, 1-1 |
| 3/2/15 | Eastern Illinois-1* | 6.0 | 2 | 1-1 | 2 | 4 | W, 2-1 |
| 3/7/15 | Loyola Marymount* | 7.0 | 5 | 2-2 | 0 | 9 | W, 3-1 |
| 3/14/15 | at #5 Vanderbilt-2* | 4.2 | 8 | 7-3 | 3 | 2 | L, 3-2 |
| 3/19/15 | #1 LSU* | 6.0 | 6 | 1-1 | 1 | 2 | W, 4-2 |
| 3/26/15 | Ole Miss* | 5.2 | 3 | 3-3 | 6 | 7 | W, 5-2 |
| 4/4/15 | at Auburn* | 7.0 | 5 | 2-1 | 3 | 3 | ND |
| 4/11/15 | Kentucky* | 2.2 | 6 | 8-8 | 4 | 3 | L, 5-3 |
| 4/18/15 | at #1 Texas A&M-2* | 5.1 | 7 | 6-6 | 4 | 6 | ND |
| 4/25/15 | Mississippi State* | 6.2 | 4 | 1-1 | 4 | 5 | W, 6-3 |
| 5/1/15 | at Alabama* | 4.0 | 3 | 2-2 | 5 | 6 | ND |
| 5/10/15 | Tennessee | 2.1 | 0 | 0-0 | 0 | 1 | ND |
| 5/12/15 | at Creighton | 2.2 | 2 | 0-0 | 0 | 2 | ND |
| 5/15/15 | at Georgia | 2.0 | 1 | 0-0 | 2 | 2 | ND |
| 5/20/15 | vs. Florida | 3.0 | 2 | 0-0 | 2 | 1 | ND |
| 5/22/15 | vs. Florida* | 2.0 | 5 | 5-4 | 2 | 0 | L, 6-4 |
| TOTALS | 17 G, 13 GS | 77.0 | 67 | 43-37 | 41 | 67 | 6-4 |

Dominic Taccolini 2014 Game-By-Game (Freshman)
(17 Appearances, 3 Starts)

| Date | Opponent | IP | H | R-ER | BB | K | Result |
|---------------|-------------------|-------------|-----------|--------------|-----------|-----------|------------|
| 2/14/14 | Appalachian State | 1.0 | 1 | 2-2 | 0 | 0 | ND |
| 2/23/14 | Eastern Illinois | 1.0 | 0 | 2-0 | 0 | 0 | ND |
| 2/28/14 | South Alabama | 1.0 | 0 | 0-0 | 0 | 0 | ND |
| 3/9/14 | at California | 1.0 | 0 | 0-0 | 0 | 0 | ND |
| 3/16/14 | at Florida | 1.0 | 3 | 2-2 | 1 | 0 | ND |
| 3/19/14 | Grambling State | 2.0 | 2 | 0-0 | 2 | 2 | ND |
| 3/21/14 | Alabama | 0.1 | 2 | 4-4 | 2 | 1 | ND |
| 4/22/14 | Northwestern St. | 1.0 | 0 | 0-0 | 0 | 1 | ND |
| 4/23/14 | Northwestern St. | 2.0 | 3 | 0-0 | 0 | 3 | W, 1-0 |
| 4/26/14 | Auburn-2 | 3.0 | 3 | 0-0 | 1 | 1 | ND |
| 4/29/14 | at Missouri St. | 2.0 | 0 | 0-0 | 0 | 2 | W, 2-0 |
| 5/3/14 | at Ole Miss | 2.0 | 1 | 0-0 | 0 | 1 | ND |
| 5/11/14 | Texas A&M* | 3.2 | 3 | 3-3 | 3 | 3 | ND |
| 5/17/14 | at Missouri* | 3.0 | 0 | 0-0 | 1 | 1 | ND |
| 5/23/14 | vs. Ole Miss* | 1.2 | 7 | 5-5 | 1 | 1 | ND |
| 5/24/14 | vs. LSU | 0.2 | 2 | 1-1 | 0 | 0 | ND |
| 5/31/14 | at Virginia | 4.2 | 2 | 0-0 | 1 | 4 | ND |
| TOTALS | 17 G, 3 GS | 31.0 | 29 | 19-17 | 12 | 20 | 2-0 |

2017 HIGHLIGHTS

- Currently is tied for the third-most wins on the team (3-0) in 11 appearances.
- Recorded wins in games one and three with Bryant, pitching no more than 1.1 innings in either game.
- Made his first start of the year in game one against ULM (March 7, 2017), going 6.0 innings and striking out 10 batters to tie a career-high.
- Is the first Razorback pitcher to record 10 or more strikeouts twice in a career since Drew Smyly (1 in 2009 and 2 in 2010).
- Earned the rare four-inning save in game three against Mississippi State, allowing just one run and one walk, while striking out five to help the Razorbacks sweep the Bulldogs.
- Totaled his second save in as many weeks after finishing up the final three innings against #18 Missouri (3/24), allowing just two hits and no runs.

#15 JAKE ARLEDGE • SR • OF • 5-9 • 180

CAREER HIGHS

| Category | High | Opponent (Last) | Date |
|--------------|------|-------------------|---------|
| Hits | 3 | 5x (at Alabama) | 3/31/17 |
| Runs | 4 | 2x (E. Illinois) | 3/5/16 |
| Doubles | 1 | 10x (Memphis) | 4/18/17 |
| Triples | 1 | 4x (at Tennessee) | 5/4/17 |
| Home Runs | 2 | E. Illinois | 3/5/16 |
| RBI | 3 | 2x (ULM) | 3/8/17 |
| Walks | 3 | 2x (#13 LSU) | 4/8/17 |
| Stolen Bases | 2 | at LSU | 5/6/16 |

CAREER VS. 2017 OPPONENTS

| Team | AVG. | G-GS | AB | R | H | RBI | SB |
|---------------|------|------|----|---|---|-----|----|
| La. Tech | .000 | 1-1 | 3 | 0 | 0 | 0 | 1 |
| Oklahoma St. | .500 | 1-0 | 2 | 0 | 1 | 0 | 0 |
| Miss. St. | .200 | 1-1 | 5 | 0 | 1 | 0 | 0 |
| Missouri | .000 | 2-2 | 6 | 1 | 0 | 1 | 0 |
| Grambling St. | .143 | 2-2 | 7 | 1 | 1 | 0 | 0 |
| Alabama | .143 | 3-1 | 7 | 1 | 1 | 0 | 0 |
| LSU | .222 | 2-2 | 9 | 2 | 2 | 2 | 2 |
| Missouri St. | .000 | 1-1 | 2 | 1 | 0 | 0 | 0 |
| Auburn | .286 | 3-2 | 7 | 4 | 2 | 0 | 0 |
| Ole Miss | .200 | 2-2 | 5 | 1 | 1 | 0 | 0 |
| Texas A&M | .000 | 2-1 | 3 | 0 | 0 | 0 | 1 |

2017 HIGHLIGHTS

- Hit the go-ahead home run in game three against Bryant capping a four-run comeback to take a 6-5 lead.
- Hit his first home run of the year in game two against Bryant, part of a 3-for-4 day with two RBIs.
- Had two hits and one RBI in Louisiana Tech series, including key RBI in fifth that helped in the nine-run comeback.
- Tied a career-high three hits against ULM on in game two of the mid week series, part of a 3-for-4 day with three RBIs, which also tied a career-high.
- Hit his third home run of the year against Rhode Island (March 10), part of a 2-for-4 day at the plate, surpassing his home run total from last season.
- Hit the walk-off single to beat Alcorn State (March 14) to score Cannon Chadwick, his second hit of the day.
- Had a hitting streak of 14-straight games before going 0-for-4 in game one against Mississippi State. Now has a hit in 17 of last 18 games.
- Recorded his seventh multi-hit game of the year after going 2-for-3 with an RBI and matched a career-high two walks in the 6-1 win over Mississippi State (March 19, 2017).
- Walked a career-high three times against New Orleans, part of a 1-for-2 day at the plate with one run scored.
- Notched his 11th multi-hit game of the year after going 2-for-5 against Auburn (April 23) with two runs scored.
- Had at least one hit in each game against Alabama, including a three-hit day in game two (April 1), his third three-hit game of the year.

#17 LUKE BONFIELD • JR • OF • 6-3 • 215

CAREER HIGHS

| Category | High | Opponent (Last) | Date |
|--------------|------|------------------------|---------|
| Hits | 3 | 8x (at Missouri State) | 4/11/17 |
| Runs | 4 | 2x (vs. Nebraska) | 3/4/17 |
| Doubles | 2 | 3x (at #10 Auburn) | 4/22/17 |
| Triples | 1 | at Missouri State | 4/11/17 |
| Home Runs | 1 | 15x (Georgia) | 4/14/17 |
| RBI | 5 | Miss. Valley St. | 2/23/16 |
| Walks | 4 | at LSU | 5/7/16 |
| Stolen Bases | -- | -- | -- |

CAREER VS. 2017 OPPONENTS

| Team | AVG. | G-GS | AB | R | H | RBI | SB |
|-----------------|------|------|----|---|---|-----|----|
| Oklahoma State | .600 | 2-2 | 5 | 3 | 3 | 4 | 0 |
| ULM | .667 | 1-1 | 3 | 0 | 2 | 1 | 0 |
| Mississippi St. | .083 | 5-4 | 12 | 1 | 1 | 0 | 0 |
| Missouri | .200 | 3-2 | 5 | 0 | 1 | 0 | 0 |
| Grambling St. | .375 | 2-2 | 8 | 3 | 3 | 1 | 0 |
| Alabama | .077 | 4-4 | 13 | 0 | 1 | 0 | 0 |
| LSU | .176 | 5-4 | 17 | 2 | 3 | 3 | 0 |
| Missouri St. | .364 | 4-3 | 11 | 1 | 4 | 2 | 0 |
| Memphis | .200 | 1-1 | 5 | 1 | 1 | 1 | 0 |
| Auburn | .300 | 3-3 | 10 | 3 | 3 | 3 | 0 |
| Ole Miss | .333 | 5-4 | 18 | 4 | 6 | 2 | 0 |
| Tennessee | .000 | 1-1 | 3 | 0 | 0 | 0 | 0 |
| Vanderbilt | .000 | 1-0 | 2 | 0 | 0 | 0 | 0 |
| Texas A&M | .333 | 5-5 | 21 | 4 | 7 | 7 | 0 |

2017 HIGHLIGHTS

- Notched first multi-hit game of season in first game of the year when going 2-for-4 with an RBI against Miami (Ohio).
- Hit first home run of the season against Louisiana Tech (3/1) as part of the nine-run comeback. Ended up 2-for-4 in the game.
- Matched his career-high in both runs scored and hits after going 3-for-4 with four runs scored and one RBI against Nebraska.
- Tied a career-high in hits for the second time this season after going a perfect 3-for-3 against ULM in game two of the midweek series.
- Notched the walk-off single in the bottom of the ninth against Rhode Island to earn Arkansas' fourth series victory of the year.
- Hit the go-ahead two-run home run in the first inning against Mississippi State (March 17, 2017), his fourth long ball of the season. Ended up 2-for-4 on the night.
- Tied a career-high three hits against Alabama (March 31) with two runs scored, three RBIs and one home run.
- Claimed SEC Player of the Week honors after hitting .400 for the week against Missouri State (April 11) and Georgia (April 13-15) with two home runs and 11 RBIs.
- Went 5-for-14 (.357) at the plate against Georgia with four of those hits coming with runners on base and three with two outs.
- His two-out home run in the seventh inning of game two against Georgia completed a two-run comeback to give the Hogs their first lead of the game, which they would go on to win, 5-4, in 10 innings.

#8 ERIC COLE • SO • OF • 5-11 • 195

CAREER HIGHS

| Category | High | Opponent (Last) | Date |
|--------------|------|----------------------|---------|
| Hits | 4 | Georgia | 4/14/17 |
| Runs | 3 | Miami (Ohio) | 2/19/17 |
| Doubles | 1 | 9x (at #10 Auburn) | 4/23/17 |
| Triples | 1 | at Missouri St. | 5/3/16 |
| Home Runs | 1 | 2x (#13 LSU) | 4/7/17 |
| RBI's | 2 | 6x (Ole Miss) | 4/28/17 |
| Walks | 2 | 3x (Memphis) | 4/18/17 |
| Stolen Bases | 1 | 4x (at #18 Missouri) | 3/24/17 |

CAREER VS. 2017 OPPONENTS

| Team | AVG. | G-GS | AB | R | H | RBI | SB |
|---------------|-------|------|----|---|---|-----|----|
| La. Tech | .200 | 1-1 | 5 | 1 | 1 | 0 | 0 |
| Oklahoma St. | .250 | 1-1 | 4 | 0 | 1 | 1 | 0 |
| Miss. St. | .444 | 2-2 | 9 | 1 | 4 | 0 | 1 |
| Missouri | .000 | 1-1 | 5 | 0 | 0 | 0 | 0 |
| Grambling St. | .250 | 2-1 | 4 | 0 | 1 | 1 | 0 |
| Alabama | .000 | 1-1 | 3 | 0 | 0 | 0 | 0 |
| LSU | .400 | 1-1 | 5 | 0 | 2 | 0 | 0 |
| Missouri St. | .667 | 1-1 | 3 | 1 | 2 | 2 | 0 |
| Memphis | .250 | 1-1 | 4 | 0 | 1 | 0 | 0 |
| Auburn | 1.000 | 1-0 | 1 | 0 | 1 | 0 | 0 |
| Ole Miss | .000 | 2-1 | 4 | 1 | 0 | 0 | 0 |

2017 HIGHLIGHTS

- Hit first career home run, the unconventional way, with an inside-the-park home run in the third inning against Miami (Ohio) (Feb. 19). It's the first inside-the-park home run by a Razorback since Andrew Benintendi against Mississippi Valley State in 2015.
- Notched his first four-hit game of his career after going 4-for-5 against Georgia (April 14) with one double.
- Tallied an RBI in the 2-0 victory over Tennessee, helping provide the insurance run with a single up the middle.
- Has at least one hit in 10 of his last 13 games, going 16-for-50 (.320) with three multi-hit games, four doubles, and five runs scored.

#28 DOMINIC FLETCHER • FR • OF • 5-11 • 195

CAREER HIGHS

| Category | High | Opponent (Last) | Date |
|--------------|------|-------------------|---------|
| Hits | 3 | 4x (at Tennessee) | 5/4/17 |
| Runs | 3 | Memphis | 4/18/17 |
| Doubles | 1 | 3x (Memphis) | 4/18/17 |
| Triples | 1 | Memphis | 4/18/17 |
| Home Runs | 1 | 8x (at Tennessee) | 5/6/17 |
| RBI's | 4 | Memphis | 4/18/17 |
| Walks | 1 | 7x (#13 LSU) | 4/7/17 |
| Stolen Bases | -- | -- | -- |

2017 HIGHLIGHTS

- Hit first collegiate home run against Miami (Ohio) (Feb. 17) in the seventh inning, a solo-shot, part of a 2-for-4 day with two runs scored.
- Became the first Razorback true freshman to hit a home run on Opening Day since Andy Wilkins did it against Wright State in 2008.
- Provided the insurance solo home run against Louisiana Tech (3/1), his second of the season.
- Had a three RBI day against ULM in game two (March 8) of the midweek series, part of a 2-for-5 day at the plate with two runs scored and a home run.
- Was one of three Razorbacks to hit a home run in game three against No. 18 Missouri (March 26).
- Nearly hit for the cycle after a 3-for-5 game against Memphis (April 18). Hit his first triple of his career and notched a career-high four RBIs in the win.
- Hit both of Arkansas' home runs in the two-game series at Tennessee. His eighth of the year came as the deciding run in the 2-0 victory over the Vols on May 6.
- His eight homers are the most by an Arkansas freshman since Zack Cox set the freshman record with 13 in 2009.

#3 JARED GATES • JR • INF • 6-0 • 190

CAREER HIGHS

| Category | High | Opponent (Last) | Date |
|--------------|------|--------------------|---------|
| Hits | 3 | 2x (#13 LSU) | 4/7/17 |
| Runs | 1 | 13x (at Tennessee) | 5/4/17 |
| Doubles | 1 | 2x (Grand Canyon) | 4/5/17 |
| Triples | -- | -- | -- |
| Home Runs | 1 | 4x (Ole Miss) | 4/27/17 |
| RBI's | 2 | 4x (at #10 Auburn) | 4/22/17 |
| Walks | 2 | 2x (Memphis) | 4/18/17 |
| Stolen Bases | -- | -- | -- |

2017 HIGHLIGHTS

- Made his Razorback debut on March 22 against New Orleans after sitting out the first month of the season due to a hamate bone injury in his hand.
- Notched his first hit at Alabama (March 31), part of a perfect 3-for-3 day.
- Hit his first home run against Grand Canyon (April 4), a solo home run over the right field wall.
- Was on a four-game hitting streak leading up to the LSU series, hitting .467 during the span, after going hitless in his first six at-bats of the season.
- Had his second three-hit game of the year in game one against LSU (April 7), hitting one home run in the 9-3 victory.
- Hit his second home run in as many series after providing the only run in a 9-1 loss to Ole Miss (April 27). The week before, he hit the only home run for the Razorbacks in the Auburn series.

#44 ALEX GOSSER • SR • C • 6-0 • 215

CAREER HIGHS

| Category | High | Opponent (Last) | Date |
|--------------|------|-------------------|---------|
| Hits | 2 | 6x (Grand Canyon) | 4/5/17 |
| Runs | 3 | ULM | 3/7/17 |
| Doubles | 1 | 3x (at Auburn) | 4/3/15 |
| Triples | -- | -- | -- |
| Home Runs | 1 | Georgia | 4/13/17 |
| RBI's | 2 | Grand Canyon | 4/5/17 |
| Walks | 2 | 2x (Bucknell) | 6/1/14 |
| Stolen Bases | -- | -- | -- |

CAREER VS. 2017 OPPONENTS

| Team | AVG. | G-GS | AB | R | H | RBI | SB |
|---------------|------|------|----|---|---|-----|----|
| Oklahoma St. | .000 | 1-0 | 0 | 0 | 0 | 0 | 0 |
| Miss. St. | .000 | 1-0 | 0 | 0 | 0 | 0 | 0 |
| Missouri | .667 | 1-0 | 3 | 1 | 2 | 1 | 0 |
| Grambling St. | .000 | 1-0 | 1 | 0 | 0 | 0 | 0 |
| Alabama | .286 | 4-3 | 7 | 0 | 2 | 0 | 0 |
| LSU | .000 | 4-3 | 8 | 0 | 0 | 0 | 0 |
| Missouri St. | .000 | 2-1 | 3 | 0 | 0 | 0 | 0 |
| Georgia | .667 | 1-1 | 3 | 0 | 2 | 0 | 0 |
| Memphis | .000 | 2-1 | 5 | 0 | 0 | 0 | 0 |
| Auburn | .333 | 3-2 | 6 | 1 | 2 | 0 | 0 |
| Ole Miss | .200 | 3-2 | 5 | 0 | 1 | 0 | 0 |
| Tennessee | .000 | 1-1 | 3 | 0 | 0 | 0 | 0 |
| Texas A&M | .250 | 5-3 | 12 | 1 | 3 | 2 | 0 |

2017 HIGHLIGHTS

- In his second appearance of the year, made the start at catcher against ULM (3/7/17), going 2-for-4 at the plate, tying a career-high.
- Scored from first on a Jax Biggers double to right-centerfield, one of a career-high three runs scored in the game.
- Hit his first career home run against Georgia (April 13), one of five home runs hit in the game by Razorbacks.

#33 GRANT KOCH • SO • C • 6-0 • 195

CAREER HIGHS

| Category | High | Opponent (Last) | Date |
|--------------|------|------------------------|---------|
| Hits | 4 | Bryant | 2/26/17 |
| Runs | 3 | 2x (vs. Nebraska) | 3/4/17 |
| Doubles | 2 | 3x (Alcorn State) | 3/15/17 |
| Triples | 1 | 2x (Bryant) | 2/24/17 |
| Home Runs | 1 | 10x (#13 LSU) | 4/8/17 |
| RBI's | 4 | 3x (vs. Nebraska) | 3/4/17 |
| Walks | 2 | 4x (at Missouri State) | 4/11/17 |
| Stolen Bases | 1 | Alcorn State | 3/14/17 |

CAREER VS. 2017 OPPONENTS

| Team | AVG. | G-GS | AB | R | H | RBI | SB |
|-----------------|------|------|----|---|---|-----|----|
| Oklahoma St. | .500 | 1-1 | 2 | 0 | 1 | 0 | 0 |
| ULM | .000 | 1-1 | 1 | 0 | 0 | 0 | 0 |
| Mississippi St. | .250 | 3-3 | 0 | 2 | 0 | 0 | 0 |
| Grambling | .000 | 1-1 | 1 | 0 | 0 | 0 | 0 |
| Alabama | .375 | 2-2 | 8 | 1 | 3 | 1 | 0 |
| LSU | .000 | 1-0 | 1 | 0 | 0 | 0 | 0 |
| Missouri St. | .286 | 2-2 | 7 | 1 | 2 | 2 | 0 |
| Memphis | .750 | 1-1 | 4 | 2 | 3 | 1 | 0 |
| Auburn | .000 | 1-0 | 1 | 0 | 0 | 0 | 0 |
| Ole Miss | .250 | 2-2 | 8 | 0 | 2 | 2 | 0 |
| Texas A&M | .000 | 1-0 | 0 | 0 | 0 | 0 | 0 |

2017 HIGHLIGHTS

- Hit a three-run home run in game three against Miami (Ohio) (Feb. 19), one three home runs in the game.
- Set a career-high in hits (4) against Bryant (2/26), part of a 4-for-6 day with two runs scored.
- Went 7-for-15 (.467) over three games against Bryant, hitting a home run and recording one double and one triple.
- Produced the best eight-game start, offensively, to a season by a Razorback catcher since Brady Toops in 2004. Koch was hitting a team-leading .389 with 12 RBIs and three home runs. Toops went 8-for-21 (.381) in 2004 with seven RBIs, three doubles, and four walks, while only starting five of the first eight games that year at catcher.
- Went 3-for-5 with three RBIs and a home run against Louisiana Tech (3/1).
- Hit a grand slam against Nebraska, part of a 2-for-3 day with three runs scored and two walks.
- Hit his sixth home run in the SEC opener against Mississippi State (March 17, 2017), one of three home runs hit in the game by Arkansas.
- Notched his seventh home run against New Orleans to give Arkansas a 3-0 lead in the fifth inning. Went 2-for-4 in the game with three RBIs.
- Went 2-for-5 in game three against #18 Missouri (3/26), including his eighth home run of the year, a three-run shot.
- Was a combined 3-for-8 in the double-header against Ole Miss (April 28), hitting two home runs and driving in four RBIs.
- Currently seventh in the SEC in slugging percentage (.553).
- Has started all 47 games this year, 43 as the catcher and is just outside the top-15 in the SEC with 37 RBIs.
- Is currently sixth in the SEC with a team-leading 11 home runs.
- His 11 home runs are the most by an Arkansas catcher since Brian Walker hit 11 in 2007.

#20 CARSON SHADDY • R-JR • 2B • 5-11 • 185

CAREER HIGHS

| Category | High | Opponent (Last) | Date |
|--------------|------|----------------------|---------|
| Hits | 3 | 9x (ULM) | 3/7/17 |
| Runs | 3 | 2x (Memphis) | 4/18/17 |
| Doubles | 3 | vs. Nebraska | 3/4/17 |
| Triples | 1 | 4x (at #18 Missouri) | 3/24/17 |
| Home Runs | 2 | Miss. Valley St. | 2/24/16 |
| RBI's | 6 | Grambling St. | 3/15/16 |
| Walks | 2 | 7x (Memphis) | 4/18/17 |
| Stolen Bases | 2 | at Ole Miss | 4/8/16 |

CAREER VS. 2017 OPPONENTS

| Team | AVG. | G-GS | AB | R | H | RBI | SB |
|-----------------|------|------|----|---|---|-----|----|
| La. Tech | .500 | 1-1 | 2 | 1 | 1 | 1 | 0 |
| Oklahoma St. | .556 | 3-2 | 9 | 3 | 5 | 2 | 0 |
| ULM | .250 | 1-1 | 4 | 2 | 1 | 0 | 0 |
| Mississippi St. | .214 | 5-3 | 14 | 1 | 3 | 1 | 0 |
| Missouri | .077 | 3-3 | 13 | 0 | 1 | 1 | 0 |
| Grambling St. | .667 | 2-2 | 6 | 3 | 4 | 6 | 0 |
| Alabama | .188 | 4-3 | 16 | 1 | 3 | 1 | 0 |
| LSU | .273 | 6-5 | 22 | 2 | 6 | 3 | 1 |
| Missouri St. | .200 | 4-3 | 15 | 3 | 3 | 2 | 0 |
| Georgia | .250 | 2-1 | 4 | 0 | 1 | 2 | 0 |
| Memphis | .250 | 1-1 | 4 | 1 | 1 | 0 | 0 |
| Auburn | .385 | 5-3 | 13 | 4 | 5 | 0 | 0 |
| Ole Miss | .375 | 5-4 | 16 | 4 | 6 | 0 | 2 |
| Tennessee | .000 | 2-0 | 2 | 0 | 0 | 0 | 0 |
| Vanderbilt | .500 | 2-0 | 2 | 0 | 1 | 0 | 0 |
| Texas A&M | .462 | 4-3 | 13 | 3 | 6 | 4 | 0 |

2017 HIGHLIGHTS

- Has started 46 of 48 games this season either at second base or third base.
- Is one of nine Razorbacks with more than one home run so far this year.
- Hit his second home run of the season in the ninth inning against Louisiana Tech (2/28) to keep a seven-game hitting streak alive. Extended that streak to eight-straight games, the third-longest hitting streak on the team this year.
- Singled home the tying run in the seventh inning against Louisiana Tech (March 1) to help the Razorbacks complete the nine-run come back.
- Set a career-high of three doubles in a perfect 3-for-3 day against Nebraska (March 4), including five RBIs.
- Now has two games in his career with five RBIs or more (6 - Grambling State, 2016) and three games of four or more RBIs.
- Named Most Outstanding Player of the Frisco College Classic.
- Hit .556 over the three-game tournament at Dr. Pepper Ballpark with four of his five hits going for doubles.
- Recorded his second three-hit game of the year going a perfect 3-for-3 with two runs scored and three RBIs against ULM (March 7, 2017).
- Finished the Mississippi State series with two-straight two-hit games and a combined four RBIs and two home runs.
- Is the first player this season to have a home run in back-to-back games after hitting long balls in games two and three against Mississippi State.
- Hit .429 against Missouri, notching two hits in each of the three games and at least one extra-base hit in each game.
- In game one against the Tigers (3/24), notched a double and a triple in the 9-2 victory.
- Had the key hit in game three against Alabama (April 2), scoring two of the eventual game-winning runs. Was 1-for-12 in the series before the at-bat.

#24 CHAD SPANBERGER • JR • INF/OF • 6-3 • 235

CAREER HIGHS

| Category | High | Opponent (Last) | Date |
|--------------|------|----------------------|---------|
| Hits | 4 | 2x (at #10 Auburn) | 4/23/17 |
| Runs | 3 | Georgia | 4/13/17 |
| Doubles | 1 | 14x (Ole Miss) | 4/27/17 |
| Triples | 1 | 3x (Grand Canyon) | 4/4/17 |
| Home Runs | 1 | 14x (Memphis) | 4/19/17 |
| RBI | 5 | #13 LSU | 4/8/17 |
| Walks | 3 | 2x (ULM) | 4/12/16 |
| Stolen Bases | 1 | 2x (at #18 Missouri) | 3/24/17 |

CAREER VS. 2017 OPPONENTS

| Team | AVG. | G-GS | AB | R | H | RBI | SB |
|-----------------|------|------|----|---|---|-----|----|
| Oklahoma St. | .000 | 2-2 | 7 | 0 | 0 | 0 | 0 |
| ULM | .000 | 1-1 | 1 | 0 | 0 | 0 | 0 |
| Mississippi St. | .286 | 5-2 | 7 | 0 | 2 | 1 | 0 |
| Missouri | .250 | 2-1 | 4 | 1 | 1 | 0 | 0 |
| Grambling | .000 | 1-1 | 4 | 0 | 0 | 0 | 0 |
| Alabama | .071 | 5-4 | 14 | 0 | 1 | 2 | 0 |
| LSU | .100 | 5-2 | 10 | 1 | 1 | 0 | 0 |
| Missouri St. | .500 | 2-0 | 2 | 0 | 1 | 0 | 0 |
| Memphis | .667 | 1-1 | 3 | 1 | 2 | 1 | 1 |
| Auburn | .182 | 6-6 | 22 | 2 | 4 | 2 | 0 |
| Ole Miss | .143 | 3-0 | 7 | 1 | 1 | 1 | 0 |
| Tennessee | .000 | 2-1 | 2 | 0 | 0 | 0 | 0 |
| Vanderbilt | .333 | 3-3 | 9 | 1 | 3 | 2 | 0 |
| Texas A&M | .333 | 3-3 | 15 | 0 | 5 | 4 | 0 |

2017 HIGHLIGHTS

- Hit first home run of year in second inning of game three against Miami (Ohio), one of three home runs hit in game.
- Notched two multi-hit games against ULM during the midweek series, his second and third of the season.
- Broke out of a 4-for-30 (.133) hitting slump to go 2-for-5 in game two against Alcorn State, including hitting his second home run of the year.
- Only had two hits in the Mississippi State series, but hit his third home run of the year in game two (March 18, 2017), a three-run home run.
- Went 2-for-5 with three RBIs and a run scored against the Tigers in game one (March 24). Also swiped his second stolen base of his career.
- Tallied a career-high four hits against Alabama (April 2), one of five multi-hit performances in the last nine games.
- Hit home runs in back-to-back games against LSU (April 7-8). Part of a 3-for-4 day in game two against the Tigers that had him drive in a career-high five RBIs.
- Was 3-for-4 with three RBIs against Missouri State and scored a career-high three runs in game one against Georgia (April 13) with a home run and three RBIs.
- Provided the only RBIs against Memphis (April 19) in a 2-0 victory after launching a towering two-run home run in the fifth inning to break a scoreless tie. Part of a 2-for-4 game that extended his hitting streak to 12 games.
- Recorded his second four-hit game of the season after going 4-for-5 in game three against Auburn (April 23). He's the first Razorback to record multiple four-hit games in a single season since Brian Anderson in 2013.

#9 JAX BIGGERS • SO • INF • 5-11 • 175

CAREER HIGHS

| Category | High | Opponent (Last) | Date |
|--------------|------|-------------------|---------|
| Hits | 4 | at Louisiana Tech | 3/1/17 |
| Runs | 3 | Bryant | 2/26/17 |
| Doubles | 2 | Georgia | 4/14/17 |
| Triples | 1 | at Missouri State | 4/11/17 |
| Home Runs | 1 | 2x (New Orleans) | 3/22/17 |
| RBI | 3 | Bryant | 2/25/17 |
| Walks | 2 | 4x (#13 LSU) | 4/7/17 |
| Stolen Bases | 1 | 3x (Memphis) | 4/18/17 |

2017 HIGHLIGHTS

- Hit first career home run against Louisiana Tech (3/1), part of a perfect 4-for-4 day at the plate with two runs scored.
- Is one of three Razorbacks (G. Koch, C. Spanberger) to have a four-hit game this season, the third-highest by an SEC player this year.
- Had three hits in his final six at-bats of the Mississippi State series including a 2-for-3 day in game three with one RBI and a run scored.
- Has at least one multi-hit performance in five of the eight SEC series.
- Went 3-for-4 in game two against LSU (April 8) with two runs scored and a walk for his 10th multi-hit game of the year, third of three hits or more.
- Followed that up with six multi-hit games over his next seven games, including two hits in each game of the series against Georgia (April 13-15).
- Currently leads all Razorbacks and is 12th in the SEC with a .324 average in 23 conference games.
- Only has four errors in 176 chances for a .977 fielding percentage.

#13 JORDAN MCFARLAND • FR • INF/OF • 6-3 • 200

CAREER HIGHS

| Category | High | Opponent (Last) | Date |
|--------------|------|------------------------|---------|
| Hits | 3 | at Missouri State | 4/11/17 |
| Runs | 2 | 2x (at Missouri State) | 4/11/17 |
| Doubles | -- | -- | -- |
| Triples | -- | -- | -- |
| Home Runs | 1 | at Louisiana Tech | 3/1/17 |
| RBIs | 3 | 2x (Alcorn State) | 3/15/17 |
| Walks | 2 | 2x (Alcorn State) | 3/14/17 |
| Stolen Bases | -- | -- | -- |

2017 HIGHLIGHTS

- Hit first collegiate home run at Louisiana Tech, which ended up being the go-ahead two-run home run to help Arkansas complete a nine-run comeback against the Bulldogs.
- Has made 11 starts in 12 appearances and is hitting .297 with two home runs and nine RBIs.
- Notched his second multi-RBI game of the year in game two against Alcorn State (March 15), hitting a two-run home run in the first inning, one of three home runs hit by the Razorbacks that inning.

QUICK FACTS

GENERAL INFORMATION

Location.....Fayetteville, Arkansas
Founded.....1871
Enrollment.....26,754
Nickname.....Razorbacks
School Colors.....Cardinal (PMS 202) and White
Conference.....Southeastern (Western Division)
System President.....Dr. Donald R. Bobbitt (Arkansas, 1980)
Chancellor.....Dr. Joseph E. Steinmetz (Central Michigan, 1977)
Athletic Director.....Jeff Long (Ohio Wesleyan, 1982)
Faculty Athletic Rep.....Dr. Sharon Hunt (Arkansas, 1973)
Athletics Website.....ArkansasRazorbacks.com
Ticket Office Phone.....1-800-982-HOGS
Athletic Department Phone.....(479) 575-6533

COACHING STAFF

Head Coach.....Dave Van Horn (Arkansas, 1988)
Record at Arkansas.....550-324 (14 seasons, .629)
Overall Division I Record.....870-481 (22 seasons, .644)
Overall as a Head Coach.....1,135-564 (28 seasons, .668)
Van Horn's DI Postseason App. (Total/at UA).....17/13
Van Horn's College World Series Appearances.....6
(Neb: 2001, 2002; Ark: 2004, 2009, 2012, 2015)
Assistant Coach/Recruiting Coordinator Tony Vitello (Missouri, 2002)
Pitching Coach.....Wes Johnson (Arkansas-Monticello, 1994)
Volunteer Assistant Coach.....Josh Elander (TCU, 2016)
Student Asst. Coach.....Rick Nomura
Dir. of Baseball Operations.....Clay Goodwin (Arkansas, 2005)
Athletic Trainer.....Corey Wood (East Carolina, 2008)
Strength & Conditioning.....Mike Strouhal (University of Saint Mary, 2003)
Managers.....Zach Barr
.....Michael McCann
.....Cale Petrie
.....Hayden Sutton

HISTORY

First Year of Arkansas Baseball.....1897
Years of Varsity Baseball at Arkansas.....94
(1897, 1901-03, 05, 08-16, 19-20, 22-29, 47-16)
All-Time Program Record.....2,103-1,344-6 (.610)
All-Time Conference Record/Years.....SEC: 361-360 (.501)/25
SWC: 264-205 (.563)/24
Combined: 625-565 (.525)/49
Conference Titles/Years.....SEC Overall: 2/1999, 2004
SEC Western Division: 4/1999, 2004, 2007, 2011
SWC: 2/1989, 1990
Conference Tournament Record/Years.....SEC: 28-37 (.431)/21
SWC: 18-25 (.419)/14
Combined: 46-62 (.426)/35
Conference Tournament Titles/Years.....SEC: None
SWC: 1/1985
NCAA Postseason Appearances.....28
(1973, 79-80, 83, 85-90, 95-96, 98-99, 2002-15)
NCAA Postseason Record.....71-61 (.538)
College World Series Appearances.....8
(1979, 1985, 1987, 1989, 2004, 2009, 2012, 2015)
College World Series Record.....11-16 (.407)
NCAA Super Regional Appearances.....6
(2002, 2004, 2009, 2010, 2012, 2015)
NCAA Super Regional Record.....9-6 (.600)
NCAA Regional Appearances.....27
NCAA Regional Record.....51-39 (.567)
Overall NCAA Regional Hosts.....5 (1999, 2004, 2006, 2007, 2010)
Best NCAA Finish.....1979 National Runner-up

GAME CREDENTIALS

Members of the media should contact John Thomas to request individual game credentials for Razorback home games. Credential requests should be made no later than noon (CT) the day before the scheduled contest and should be directed by e-mail to Thomas. Credential requests for away games should be made to the communications contact of the home team. Only fully accredited personnel directly involved in the coverage of the game will be admitted. Credentials are non-transferable.

INTERVIEW POLICIES

Please direct all requests for interviews with coaches and players to John Thomas. For home SEC weekends, Coach Dave Van Horn will hold his weekly press conference on Thursday with players and assistant coaches available following Thursday's practice. On road SEC weekends, Coach Van Horn will hold his weekly press conference on Wednesday with players and assistant coaches available following Wednesday's practice. Players are not available for interviews on gamedays, except for post-game interviews. Post-game press conferences are held in the indoor Pitching Development Center located down the third base line. Coach Van Horn and two or three most requested Razorback players will address the media. In the event of a doubleheader, the only Arkansas player available between games for interviews is the starting pitcher of game one. The Arkansas clubhouse is off limits to the media at all times.

E-MAIL UPDATES

Members of the media may request to be added to the Arkansas communications baseball e-mail group. Subscribers will receive game notes, game stories and other information. To subscribe, send a request to John Thomas. Please identify yourself and your organization in your request as this service is only available to members of the media.

GAMEDAY MEDIA SERVICES

The Arkansas communications staff provides scorecards, rosters, updated statistics and results for each team in the Baum Stadium press box prior to home games. Box scores, play-by-play and any postgame notes are disseminated approximately 10 minutes after the conclusion of the game. An Associated Press-style game story is also produced by the communications office. Members of the media may request these stories be sent to their organization via e-mail by contacting a member of the communications office.

WIRELESS INTERNET

The Baum Stadium press box is equipped with wireless internet for use by the media. Media members should log on to the "UARK Media" network by using a password that will be provided at the stadium.

GAMEDAY LIVE STATS

Live in-game stats will be provided at <http://arkansas.statbroadcast.com>.

FACILITIES/PARKING

The Arkansas baseball team conducts all games at Baum Stadium at George Cole Field. Baum Stadium is located just off Razorback Road south of Martin Luther King, Jr., Boulevard. There is space for media parking on game day. Only cars with a parking credential will be allowed access to the parking lot.

PHOTOGRAPHERS

No cameras are allowed on the Baum Stadium playing surface during games. Photographers are encouraged to use the photo wells at the end of each dugout and behind home plate.

ARKANSAS ATHLETIC COMMUNICATIONS

The University of Arkansas athletic communications office is located on the main floor of Bud Walton Arena behind the Hog Heaven Store with office hours from 8 a.m. to 5 p.m., Monday through Friday. You can often reach us at Bud Walton after hours, but if not, please leave a message on our voice mail system.

Office: 479-575-2751 | Cell: 479-313-2564
Fax: 479-575-7481 | Press Row: 479-575-6622

Mailing Address
Razorbacks Communications
P.O. Box 7777
Fayetteville, AR 72702-7777

2017 Schedule and Results

| | Opponent | Score | WP | LP | SV | Attend | Time |
|-----------------|------------------------|---------------------|------------------------|----------------|-----------------|--------|-----------|
| FEBRUARY | | | | | | | |
| 17 | Miami (Ohio) | W, 7-0 | B. Knight | C. Gnetz | -- | 9443 | 3:02 |
| 18 | Miami (Ohio) | W, 5-1 | T. Stephan | Z. Spears | -- | 10,891 | 2:37 |
| 19 | Miami (Ohio) | W, 11-1 | K. Kopps | G. Hartwig | -- | 9,020 | 3:12 |
| 24 | Bryant | W, 11-8 | D. Taccolini | M. Knych | J. Alberius | 6,921 | 4:08 |
| 25 | Bryant | W, 13-7 | T. Stephan | S. Theetge | -- | 7,351 | 3:53 |
| 26 | Bryant | W, 16-6 | D. Taccolini | V. Morgese | -- | 6,529 | 4:04 |
| 28 | at Louisiana Tech | L, 4-3 | Ahlrich | J. Alberius | N. Harris | 3,129 | 2:36 |
| MARCH | | | | | | | |
| 1 | at Louisiana Tech | W, 13-10 | B. Loseke | Z. Hamilton | -- | 2,901 | 3:25 |
| 3 | vs. #5 Arizona | L, 3-0 | J. Cloney | B. Knight | C. Ming | -- | 2:54 |
| 4 | vs. Nebraska | W, 15-5 | T. Stephan | J. Hohensee | -- | 10,102 | 3:45 |
| 5 | vs. #14 Oklahoma State | L, 8-3 | J. Elliott | J. Alberius | Cowan | 8,120 | 3:31 |
| 7 | ULM | W, 12-2 | D. Taccolini | C. Hendrix | -- | 6,285 | 2:45 |
| 8 | ULM | W, 11-2 | K. Murphy | K. Backofen | -- | 6,347 | 2:41 |
| 10 | Rhode Island | W, 5-2 | B. Loseke | B. Whitman | -- | -- | 3:27 |
| | Rhode Island | W, 3-2 | C. Chadwick | T. Barss | -- | 7,482 | 2:37 |
| 12 | Rhode Island | L, 3-0 | M. Murphy | J. Alberius | T. Barss | 6,410 | 2:35 |
| 14 | Alcorn State | W, 3-2 | C. Chadwick | A. Acosta | -- | 6,143 | 2:57 |
| 15 | Alcorn State | W, 11-3 | K. Murphy | D. Belmont | -- | 6,211 | 2:56 |
| 17 | Mississippi State* | W, 3-1 | B. Knight | K. Pilkington | C. Chadwick | 7,230 | 2:46 |
| 18 | Mississippi State* | W, 5-4 | T. Stephan | P. Plumlee | C. Chadwick | 8,341 | 3:18 |
| 19 | Mississippi State* | W, 6-1 | J. Alberius | J. Mangum | D. Taccolini | 7,828 | 2:50 |
| 22 | New Orleans | W, 5-2 | B. Loseke | C. DeMayo | K. Kopps | 6,819 | 2:47 |
| 24 | at #18 Missouri* | W, 9-2 | B. Knight | T. Houck | D. Taccolini | 638 | 3:07 |
| 25 | at #18 Missouri* | L, 7-2 | T. Sikkema | T. Stephan | -- | 711 | 3:08 |
| 26 | at #18 Missouri* | W, 9-8 | J. Alberius | A. Toelken | -- | 2,229 | 3:34 |
| 29 | Grambling State | | | CANCELLED | | | |
| 31 | at Alabama* | W, 7-1 | B. Knight | J. Walters | -- | 4,894 | 3:15 |
| APRIL | | | | | | | |
| 1 | at Alabama* | L, 7-1 | D. Duarte | T. Stephan | -- | 4,202 | 3:13 |
| 2 | at Alabama* | W, 8-5 | C. Chadwick | G. Suchey | -- | 4,483 | 3:39 |
| 4 | Grand Canyon | W, 11-2 | W. Rogers | G. Benavides | -- | -- | 3:32 |
| 5 | Grand Canyon | W, 6-2 | K. Murphy | T. Hansen | -- | 6,318 | 3:04 |
| 7 | #13 LSU* | W, 9-3 | B. Knight | A. Lange | -- | 10,741 | 3:58 |
| 8 | #13 LSU* | L, 10-8 | M. Beck | C. Chadwick | H. Newman | 11,827 | 3:49 |
| 9 | #13 LSU* | L, 2-0 | E. Walker | J. Alberius | -- | 9,016 | 2:30 |
| 11 | at Missouri State | W, 12-4 | M. Cronin | N. Witherspoon | -- | 2,540 | 4:05 |
| 13 | Georgia* | W, 14-4 | B. Knight | B. Brown | -- | 7,719 | 3:31 |
| 14 | Georgia* | W, 5-4 (10 innings) | J. Reindl | B. Cairnes | -- | 8,263 | 4:08 |
| 15 | Georgia* | W, 11-3 | K. Kopps | C. Adkins | -- | 9,143 | 3:31 |
| 18 | Memphis | W, 16-7 | M. Cronin | T. Bobo | -- | 6,872 | 3:37 |
| 19 | vs. Memphis | W, 2-0 | K. Murphy | A. Hicks | J. Alberius | 8,974 | 2:24 |
| 21 | at #10 Auburn* | L, 15-2 | K. Thompson | B. Knight | C. Coker | 3,472 | 2:57 |
| 22 | at #10 Auburn* | W, 7-3 | C. Chadwick | A. Mitchell | J. Reindl | 3,464 | 3:33 |
| 23 | at #10 Auburn* | L, 11-6 | A. Mitchell | C. Chadwick | -- | 2,663 | 3:26 |
| 25 | vs. Kansas State | W, 6-5 (10 innings) | J. Kostyshock | T. Eckberg | -- | 2,988 | 4:25 |
| 27 | Ole Miss* | L, 9-1 | J. McArthur | B. Knight | -- | 7,419 | 2:55 |
| 28 | Ole Miss* | L, 4-1 | R. Rolison | T. Stephan | D. Woolfork | -- | 2:58 |
| | Ole Miss* | W, 7-4 | J. Reindl | W. Stokes | E. Lee | 8,492 | 3:07 |
| MAY | | | | | | | |
| 4 | at Tennessee* | L, 5-4 | H. Martin | J. Reindl | Z. Lingenfelter | -- | 2:37 |
| 6 | at Tennessee* | W, 2-0 | T. Stephan | G. Stallings | -- | 1,598 | 2:09 |
| 6 | at Tennessee* | | | CANCELLED | | | |
| 12 | #25 Vanderbilt* | -- | Baum Stadium | -- | SEC Network | -- | 6:02 p.m. |
| 13 | #25 Vanderbilt* | -- | Baum Stadium | -- | SECN+ | -- | 6:02 p.m. |
| 14 | #25 Vanderbilt* | -- | Baum Stadium | -- | SECN+ | -- | 1:02 p.m. |
| 18 | at Texas A&M* | -- | College Station, Texas | -- | -- | -- | 6:30 p.m. |
| 19 | at Texas A&M* | -- | College Station, Texas | -- | -- | -- | 6:30 p.m. |
| 20 | at Texas A&M* | -- | College Station, Texas | -- | SECN | -- | 11 a.m. |

TV/Radio Roster



JARED GATES
Jr. • 6-0 • 190 • L/R
INF • Wichita, Kan.



MATT BURCH
Fr. • 5-8 • 175 • L/R
INF • Gurnee, Ill.




CODY SCROGGINS
So. • 6-0 • 185 • R/R
RHP • Bentonville, Ark.




HUNTER WILSON
Jr. • 5-10 • 170 • L/R
INF • Spiro, Okla.



JACK KENLEY
Fr. • 6-0 • 180 • L/R
INF • Germantown, Tenn.



ERIC COLE
So. • 5-11 • 195 • S/R
OF • Southlake, Texas




JAX BIGGERS
So. • 5-11 • 175 • L/R
INF • Missouri City, Texas



JOSH ALBERIUS
R-Sr. • 5-11 • 180 • R/R
RHP • Little Rock, Ark.



KEATON MCKINNEY
Jr. • 6-5 • 225 • R/R
RHP • Ankeny, Iowa




ALEX RONNEBAUM
Fr. • 6-4 • 195 • L/R
INF • Overland Park, Kan.



JORDAN MCFARLAND
Fr. • 6-3 • 220 • R/R
INF/OF • Waterloo, Ill.



JAKE ARLEDGE
Sr. • 5-9 • 180 • R/R
OF • Huntington Beach, Calif.



BLAINE KNIGHT
So. • 6-3 • 165 • R/R
RHP • Bryant, Ark.



LUKE BONFIELD
Jr. • 6-3 • 215 • R/R
OF • Skillman, N.J.



ANTHONY DAHL
So. • 6-4 • 200 • R/R
RHP • Angleton, Texas



CARSON SHADDY
R-Jr. • 5-11 • 185 • R/R
3B/C/OF • Fayetteville, Ark.



KACEY MURPHY
So. • 6-0 • 190 • L/L
LHP • Rogers, Ark.



CHAD SPANBERGER
Jr. • 6-3 • 240 • L/R
INF/OF • Granite City, Ill.



DOMINIC TACCOLINI
Sr. • 6-3 • 220 • R/R
RHP • Sugar Land, Texas




EVAN LEE
Fr. • 6-2 • 190 • L/L
LHP/OF • Bryant, Ark.



DOMINIC FLETCHER
Fr. • 5-9 • 175 • L/L
OF • Cypress, Calif.



ANGUS DENTON
Fr. • 5-11 • 160 • R/R
RHP • Beebe, Ark.



BRENDEN HEISS
Fr. • 6-1 • 190 • R/R
RHP • Algonquin, Ill.




MATT CRONIN
Fr. • 6-2 • 190 • L/L
LHP • Navarre, Fla.




GRANT KOCH
So. • 6-0 • 195 • R/R
C • Fayetteville, Ark.



JAKE REINDL
So. • 6-1 • 200 • R/R
RHP • Fayetteville, Ark.



JACOB KOSTYSHOCK
Fr. • 6-4 • 175 • R/R
RHP • O'Fallon, Mo.



CANNON CHADWICK
Sr. • 6-0 • 195 • R/R
RHP • Paris, Texas




WESTON ROGERS
So. • 6-4 • 215 • L/L
LHP • Springdale, Ark.



JORDAN RODRIGUEZ
Sr. • 5-11 • 190 • L/L
LHP • Houston, Texas




DYLAN THOMPSON
Fr. • 6-3 • 195 • L/L
LHP • Little Rock, Ark.




JAXON WILLIAMS
Fr. • 5-8 • 165 • R/R
INF • Rosenberg, Texas




SAMMY BLAIR
Fr. • 5-9 • 175 • R/R
OF • Navasota, Texas



ALEX GOSSER
Sr. • 6-0 • 215 • L/R
C • North Little Rock, Ark.



KEVIN KOPPS
R-Fr. • 6-0 • 195 • R/R
RHP • Sugar Land, Texas



BARRETT LOSEKE
So. • 6-0 • 180 • R/R
RHP • Tulsa, Okla.



TREVOR STEPHAN
Jr. • 6-5 • 225 • R/R
RHP • Magnolia, Texas




HARRISON HEFFLEY
Fr. • 6-3 • 180 • L/L
LHP • Rogers, Ark.




BEN BAILEY
Fr. • 5-10 • 180 • L/R
C • North Little Rock, Ark.



LUCAS KRULL
Fr. • 6-7 • 242 • L/L
LHP • Shawnee, Kan.




JACKSON RUTLEDGE
Fr. • 6-4 • 180 • L/L
LHP • Benton, La.



NOAH MILLER
Fr. • 6-4 • 180 • R/R
RHP • Van Buren, Ark.



ISAIAH CAMPBELL
So. • 6-4 • 220 • R/R
RHP • Olathe, Kan.



DAVE VAN HORN
Head Coach
15th Season



TONY VITELLO
Assistant Coach
4th Season



WES JOHNSON
Assistant Coach
1st Season