



ARKANSAS Baseball Game Notes

8 College World Series Appearances • 6 NCAA Super Regional Appearances
29 NCAA Tournament Appearances • 2 SEC Regular Season Titles • 4 SEC Western Division Titles

'17 SCHEDULE & RESULTS

FEBRUARY

17	MIAMI (OHIO)	W, 7-0
18	MIAMI (OHIO)	W, 5-1
19	MIAMI (OHIO)	W, 11-1
24	BRYANT	W, 11-8
25	BRYANT	W, 13-7
26	BRYANT	W, 16-6
28	at Louisiana Tech	L, 4-3

MARCH

1	at Louisiana Tech	W, 13-10
3	vs. No. 5 Arizona (Frisco, Texas)#	L, 3-0
4	vs. Nebraska (Frisco, Texas)#	W, 15-5
5	vs. No. 30 Oklahoma St. (Frisco Texas)#	L, 8-3
7	ULM	W, 12-2
8	ULM	W, 11-2
10	RHODE ISLAND (DH)	W, 5-2
	RHODE ISLAND (DH)	W, 3-2
12	RHODE ISLAND	L, 3-0
14	ALCORN ST.	W, 3-2
15	ALCORN ST.	W, 11-3
17	MISSISSIPPI ST.*	W, 3-1
18	MISSISSIPPI ST.*	W, 5-4
19	MISSISSIPPI ST.*	W, 6-1
22	NEW ORLEANS	W, 5-2
24	at No. 18 Missouri*	W, 9-2
25	at No. 18 Missouri*	L, 7-2
26	at No. 18 Missouri*	W, 9-8
29	GRAMBLING ST.	Cancelled
31	at Alabama*	W, 7-1

APRIL

1	at Alabama*	L, 7-1
	at Alabama*	W, 8-5
4	GRAND CANYON	W, 11-2
5	GRAND CANYON	W, 6-1
7	No. 13 LSU*	W, 9-3
8	No. 13 LSU*	L, 10-8
9	No. 13 LSU*	L, 2-0
11	at No. 28 Missouri St.	W, 12-4
13	GEORGIA*	W, 14-4
14	GEORGIA*	W, 5-4 (10 inn.)
15	GEORGIA*	W, 11-3
18	MEMPHIS	W, 16-7
19	vs. Memphis (NLR, Ark.)	W, 2-0
21	at No. 10 Auburn*	L, 15-2
22	at No. 10 Auburn*	W, 7-3
23	at No. 10 Auburn*	L, 11-6
25	vs. Kansas St. (Kansas City, Mo.)	W, 6-5 (10 inn.)
27	OLE MISS*	L, 9-1
28	OLE MISS (DH)*	L, 4-1
	OLE MISS (DH)*	W, 7-4

MAY

4	at Tennessee*	L, 5-4
6	at Tennessee*	W, 2-0
12	No. 25 VANDERBILT*	W, 4-3
13	No. 25 VANDERBILT*	L, 6-2
14	No. 25 VANDERBILT*	W, 7-1
18	at No. 22 Texas A&M*	W, 6-4 (10 inn.)
19	at No. 22 Texas A&M*	L, 5-2
20	at No. 22 Texas A&M*	W, 8-0
25	vs. Mississippi St. (Hoover, Ala.)!	L, 4-3
25	vs. Auburn (Hoover, Ala.)!	W, 12-0 (7 inn.)
26	vs. Mississippi St. (Hoover, Ala.)!	W, 9-2
27	vs. Florida (Hoover, Ala.)!	W, 16-0 (7 inn.)
28	vs. LSU (Hoover, Ala.)!	L, 4-2

JUNE

2	vs. Oral Roberts (Fayetteville, Ark.)@	7 p.m.
---	--	--------

All times Central; Home game in BOLD; * - SEC Game;
- Frisco College Classic; ! - SEC Tournament
@ - NCAA Fayetteville Regional (Fayetteville, Ark.)

JUNE 2 - 4 AT NCAA REGIONAL | FAYETTEVILLE, ARK. / BAUM STADIUM



ARKANSAS RAZORBACKS

Record	42-17
Ranking	11
Last Season	26-29
Head Coach	Dave Van Horn
Career Record	1,177-581 (29th season)
Record at Arkansas	592-341 (15th Season)



MISSOURI STATE BEARS

Record	40-17
Ranking	21
Last Season	38-21
Head Coach	Keith Guttin
Career Record	1,216-756 (35th Season)
Record at Missouri St.	Same



OKLAHOMA STATE COWBOYS

Record	30-25
Ranking	NR
Last Season	43-22
Head Coach	Josh Holliday
Career Record	200-104 (5th Season)
Record at Ok. State	Same



ORAL ROBERTS GOLDEN EAGLES

Record	42-14
Ranking	NR
Last Season	38-21
Head Coach	Ryan Folmer
Career Record	176-109 (5th Season)
Record at ORU	Same



NCAA FAYETTEVILLE REGIONAL SCHEDULE

Friday, June 2

Game 1 - No. 3 Oklahoma State vs. No. 2 Missouri State, 2 p.m. CT (ESPN3)

Game 2 - No. 1 Arkansas vs. No. 4 Oral Roberts, 7 p.m. CT (ESPN3)

Saturday, June 3

Game 3 - Loser Game 1 vs. Loser Game 2, 2 p.m. (ESPN3)

Game 4 - Winner Game 1 vs. Winner Game 2, 7 p.m. (ESPN3)

Sunday, June 4

Game 5 - Winner Game 3 vs. Loser Game 4, 3 p.m. (ESPN3)

Game 6 - Winner Game 5 vs. Winner Game 4, 8 p.m. (ESPN3)

Monday, June 5

Game 7 - Winner Game 6 vs. Loser Game 6 (if necessary), 6 p.m. (ESPN3)

GENERAL INFO

TV:	None
Internet:	ESPN3 (All Games)
Radio:	Razorback Sports Network (All Arkansas Games)
Live Stats:	Arkansas.Statbroadcast.com

Location:	Fayetteville, Ark.
Stadium:	Baum Stadium (10,737)

Friday Forecast:	High 80, Low 64 (20%)
Saturday Forecast:	High 79, Low 63 (90%)
Sunday Forecast:	High 83, Low 59 (40%)
Monday Forecast:	High 83, Low 60 (10%)

MLB (11)

Name	Years at Arkansas	Club
Barrett Astin	2011-13	Cincinnati
Andrew Benintendi	2014-15	Boston
Mike Bolsinger	2008-10	Toronto Blue Jays
Brett Eibner	2008-10	Los Angeles Dodgers
Logan Forsythe	2006-08	Los Angeles Dodgers
Dallas Keuchel	2007-09	Houston
James McCann	2009-11	Detroit
Blake Parker	2004-06	Los Angeles Angels
Matt Reynolds	2010-12	New York Mets
Drew Smyly	2009-10	Seattle
Ryne Stanek	2011-13	Tampa Bay Rays

AAA (2)

Name	Years at Arkansas	Club
D.J. Baxendale	2010-12	Rochester (MIN)
Craig Gentry	2005-06	Norfolk (BAL)

AA (4)

Name	Years at Arkansas	Club
Brian Anderson	2012-14	Jacksonville (MIA)
Jalen Beeks	2013-14	Portland (BOS)
Zack Cox	2009-10	Erie (DET)
Dominic Ficociello	2011-13	Erie (DET)

A-Advanced (3)

Name	Years at Arkansas	Club
Michael Bernal	2014-16	San Jose (SF)
Trey Killian	2013-15	Lancaster JetHawks (COL)
Jacob Morris	2011-13	Winston-Salem (CWS)

A (4)

Name	Years at Arkansas	Club
Clark Eagan	2014-16	West Virginia (PIT)
Zach Jackson	2014-16	Lansing (TOR)
Tyler Spoon	2013-15	Greenville (BOS)
Bobby Wernes	2014-15	Quad City (HOU)

A-Short (1)

Name	Years at Arkansas	Club
James Teague	2014-16	Aberdeen (BAL)

Rookie (2)

Name	Years at Arkansas	Club
Tucker Pennell	2015-16	AZL Padres (SD)
Doug Willey	2016	Orem (LAA)

REGIONAL HOST ARKANSAS OPENS TOURNAMENT AGAINST ORAL ROBERTS - Fresh off its SEC Tournament final run, Arkansas (42-17) will face four-seed Oral Roberts in its opening game of the NCAA Tournament. The Hogs are back in the national tournament field after missing it last year for the first time since 2001. Now the Razorbacks have made a 16-game turnaround and won 40 or more games for the seventh time in the last 10 seasons.

WE'RE HOSTING! - As the Razorbacks make their 29th NCAA Tournament appearance overall and 14th in the last 15 years, this weekend will mark the sixth time that Fayetteville has been selected as a regional host and first time since 2010. Last time Arkansas hosted a regional, the Hogs went 3-1 with wins over Washington State and Grambling State to reach the Super Regional.

NOT OUR FIRST RODEO - Arkansas is 71-61 (.538) all-time in the NCAA Tournament, including a 51-39 (.567) record in NCAA Regionals. The Razorbacks have advanced to the College World Series eight times in its history, most recently in 2015, and appeared in six Super Regionals. Head coach Dave Van Horn has led Arkansas to the NCAA Regional final in each of his last six tournament appearances.

KOCH, BIGGERS, FLETCHER EARN ALL-SEC HONORS - Grant Koch, Jax Biggers, and Dominic Fletcher each were named all-conference players Monday by the Southeastern Conference office. Koch leads the trio as a first team All-SEC catcher, while Biggers was named as a second team All-SEC shortstop. Fletcher is part of the SEC All-Freshman Team in the outfield. Koch is only the second Razorback catcher to be named an All-SEC player in program history and first since Jake Wise in 2014. As for Biggers, he's the seventh infielder to make the first or second team with Dave Van Horn as the head coach and first primary shortstop since Scott Hode made the second team in 2004. Fletcher is the third player to make the all-freshman team in the last four seasons.

FLETCHER BREAKS OUT - Freshman Dominic Fletcher hasn't needed long to get used to the college game. The California native has started in centerfield for 51 of Arkansas' 59 games and is hitting .298 with 12 home runs. The long ball total is the most by a Razorback freshman since Zack Cox had 13 during the 2009 season, setting the Arkansas freshman record. Fletcher has six home runs in his last 13 games and is hitting .412 during that span with 12 RBIs and only four strikeouts.

BIGGERS MAKING SPLASH IN FIRST SEASON - Arkansas sophomore shortstop Jax Biggers was named as one of 13 semifinalists two weeks ago for the 2017 Brooks Wallace Award, which goes to the nation's top shortstop. The Missouri City, Texas native currently leads all Arkansas players in hitting with a .332 average, good for sixth in the SEC. He also led the team with a .340 average in conference play with nine extra-base hits, 13 RBIs, and a .474 slugging percentage. Biggers' batting average has him well on pace to be the first Razorback shortstop since Scott Hode in 2005 to hit over .300 in a season and he currently has the highest average of any primary shortstop in the SEC.

SPANBERGER SHOWS OUT AT TOURNAMENT, NAMED MVP - Junior slugger Chad Spanberger had one of the best SEC Tournament performances in the conference's history. En route to helping Arkansas reach its fourth tournament title game in program history, Spanberger turned in two multi-home run games, including a three-home run game against Auburn, setting a tournament record. In that same game, he finished with seven RBIs, also a tournament single-game record. In the five games, Spanberger led all tournament players with 10 RBIs, three doubles, five home runs, and 26 total bases.

Opponent	H	RBI	XBH	HR
Miss. St.	0	0	0	0
Auburn	3	7	3	3
Miss. St.	2	0	2	0
Florida	3	3	2	2
LSU	0	0	0	0

2017 SEC STANDINGS

		Conference				Overall			Last 10	Streak
		W	L	Win%	GB	W	L	Win%		
WESTERN	LSU	21	9	.700	--	43	17	.717	10-0	W11
	Arkansas	18	11	.621	2.5	42	17	.712	6-4	L1
	Mississippi State	17	13	.567	4.0	36	24	.600	3-7	L2
	Auburn	16	14	.533	5.0	35	24	.593	3-7	L2
	Texas A&M	16	14	.533	5.0	36	21	.632	2-8	L2
	Ole Miss	14	16	.467	7.0	32	25	.561	3-7	L1
EASTERN	Alabama	5	24	.172	15.5	19	34	.361	4-5	T1
	Florida	21	9	.700	--	42	16	.724	7-3	L1
	Kentucky	19	11	.633	2.0	39	20	.661	6-4	L2
	Vanderbilt	15	13	.534	5.0	33	22	.598	5-4-1	L1
	Missouri	14	16	.467	7.0	36	23	.610	7-3	L2
	South Carolina	13	17	.433	8.0	35	25	.583	5-5	L1
	Georgia	11	19	.367	10.0	25	32	.439	7-3	L2
	Tennessee	7	21	.250	13.0	27	25	.519	3-7	L3

This is
BASEBALL

MORE RAZORBACK NOTES

K-ZORBACKS - With the introduction of pitching coach Wes Johnson, the Hog pitchers haven't been short on strikeouts. Now at 557 strikeouts this year, it's not only second in the SEC, but is fourth in the nation. That total is also good for second-most in a single season in program history.

Rank	Total	Year/Games	Avg./Gm
1	565	2007/64	8.83
2	518	2017/54	9.59
3	554	1999/65	8.63
4	551	2010/64	8.61
5	534	2012/68	7.85
6	511	2009/65	7.86
7	506	1995/61	8.49
8	496	1987/68	7.87

SOOOIEVILLE SLUGGERS - The Razorbacks have been hitting home runs at an unreal pace this year. Currently leading the SEC with 80 home runs this year, the Hogs have 14 more home runs than Kentucky, which is second in the league in long balls. The 80 homers is also the 11th-most in the country. Arkansas is the only team in the SEC with five players with six or more home runs this year and three with 10 or more. First baseman Chad Spanberger leads the team with 19 home runs on the year, tied for second in the conference. Grant Koch is right behind with 13, while freshman Dominic Fletcher sits at 12 home runs, ranking in the top-ten in the league.

Total HR	Total Runs	Pct. of Runs
80	398	31%

TACCOLINI TAKES CHARGE - Making his first appearance in nearly a month, let alone his first start in two months, senior Dominic Taccolini was the Sunday savior against Vanderbilt. Even though he only threw 4.2 innings, he still got the victory, giving up just one run on three hits. The Hogs have only lost two games that Taccolini has pitched in this year (17 games). He has four appearances of three innings or more this year and hasn't given up more than one earned run in eight of his last 10 outings.

STEPHAN EARNS NATIONAL HONORS AFTER PITCHING GEM - Junior Trevor Stephan turned in one of the best pitching performances of the year against Tennessee, throwing a complete seven-inning one-hitter en route to claiming not only SEC Pitcher of the Week honors, but also National College Baseball Writers' (NCBWA) National Pitcher of the Week honors. It was the first one-hitter by a Hog pitcher since Brett Eibner in 2009 and his third outing this year with 10 or more strikeouts. In six of his last seven starts, the Magnolia, Texas native has struck out five or more batters and four times gone six or more innings.

Stephan's Last Eight Starts

Opponent	IP	ER	BB	K
LSU	7.0	2	0	7
Georgia	4.2	2	0	6
at Auburn	1.1	3	1	5
Ole Miss	6.0	3	1	5
at Tennessee	7.0	0	2	11
Vanderbilt	7.0	3	0	11
at Texas A&M	7.2	5	3	10
vs. Miss. State	6.0	1	2	5

GRANT KOCH'S BAT AWAKENS - Catcher Grant Koch hadn't hit a home run since April 8 against LSU, but he broke his bat out in a big way last against Ole Miss. Koch hit two home runs over both games of a double-header and totaled three RBIs in the 7-4 series finale win. It was the seventh game this year that Koch had three or more RBIs in a game and he's the fifth Razorback to hit home runs in back-to-back games this season. Koch continued his uptick of power against Vanderbilt, hitting home runs in back-to-back games (Games 2-3), giving him 13 for the year. He currently has the most home runs by a Razorback catcher in the Dave Van Horn era.

SPANBERGER CONTINUES TO CRUSH - Junior Chad Spanberger has been one of Arkansas' best bats in conference play and among the best among all SEC players since league play began. In 29 SEC games, Spanberger is hitting .304 with a team-leading 11 home runs and leads the SEC with 36 RBIs. His performance is a far cry from his sophomore season as he has already surpassed his totals in hits, home runs, RBIs, and walks and his average is up 46 points.

Spanberger In SEC Play

	2016 (20 games)	2017 (29 games)
AVG.	.258	.304
R	7	24
H	16	38
2B	1	5
3B	0	0
HR	3	11
RBI	8	36
BB	6	8

EVAN LEE KEEPS COMING UP BIG - Two-way player Evan Lee proved just how versatile he could be against Kansas State when he drove in three of Arkansas' six runs in its 6-5, 10-inning victory. Lee pinch hit for Jake Arledge in the fifth, driving in two. It was his fourth time this season to pinch-hit and he had drawn walks each time before. On April 14, Lee scored the walk-off run against Georgia after pinch hitting in the ninth. He also earned his first collegiate save against Ole Miss (April 28), needing six pitches to get the final three outs. In his six pinch-hit appearances this year, Lee has reached base all six times.

REINDL MOVING UP THE LADDER - Sophomore Jake Reindl has been one of Arkansas' strongest arms out of the bullpen as of late and it may mean a more expanded role in the weeks to come. In 20 of his 21 appearances this year, Reindl hasn't given up more than two earned runs and has 12 scoreless outings, nine consisting of two or more innings. In five of his last 14 appearances, the sophomore has totaled five strikeouts, all against SEC opponents (Alabama, LSU, Auburn, Ole Miss, Vanderbilt). Reindl was particularly effective against Ole Miss, going a career-long 6.1 innings out of the bullpen, scattering six hits, allowing one run, and striking out five.

JOHNSON SELECTED TO COACH IN TEAM USA DEVELOPMENT PROGRAM -

Arkansas pitching coach Wes Johnson was selected as part of the coaching staff for the 2017 17U National Team Development Program (NTDP) earlier this week. Johnson will serve as the pitching coach for the "Stars" team under current University of North Carolina head coach Mike Fox and will coach alongside former Major League Baseball veteran Ernie Young, who will serve as the assistant coach. Fox will be the head coach for the 17U team this summer.

LETHAL WITH TWO OUTS - Arkansas has been one of the SEC's best hitting teams with two outs this year. In just the series against Georgia, Hog hitters hit .409 with two outs and .385 with runners on base. In 5-4, 10-inning victory of game two, all of the Razorbacks' runs except the winning run were scored with two outs, including Luke Bonfield's go-ahead home run in the seventh. In its last 10 games, Arkansas, as a team, is hitting .231 with two outs with Dominic Fletcher leading the way with a .400 average and three 2-out RBIs.

KACEY MURPHY LOCKS IN - Kacey Murphy has been one of the bright spots in Arkansas' bullpen this year and has translated that into some key weekend appearances. Having started in eight of his last 13 appearances, with six of those eight starts coming in midweek games, Murphy has built up a 3.32 ERA, allowing no more than three runs in any of those last 13 appearances. Against Grand Canyon (April 5), Murphy struck out a career-high 10 batters over four innings, without allowing a run or a walk. It's the second time this year he's struck out nine or more batters and is one of four Razorbacks with at least one 10+ strikeout performance this year. Against Memphis, Murphy no-hit the Tigers into the seventh inning, before a bunt single became the first hit. The seven innings was still a career-long. He came through in the clutch last week at the SEC Tournament, two-hitting the Gators over seven complete innings to send Arkansas to the SEC Tournament final.

MORE RAZORBACK NOTES

KNIGHT NAMED TO GOLDEN SPIKES WATCH LIST - Sophomore right-handed pitcher Blaine Knight was one of 40 players across the nation named to the Golden Spikes Award Midseason Watch List last month. Knight follows former teammate Zach Jackson, who was on the preseason watch list last year, and former Hog outfielder Andrew Benintendi, who won the award in 2015 as the nation's top player. Knight has eight wins on the year, five in conference play and has a 5.18 strikeout-to-walk ratio.

THE DARK KNIGHT RISES - Sophomore Blaine Knight had been the Friday night starter since Opening Day for the Razorbacks before Arkansas' series against Vanderbilt, but his numbers have improved since hitting conference play. In his first three starts of 2017, Knight only had one quality start and totaled one victory. In six of his last nine starts, Knight has six quality outings, all against SEC teams (Mississippi State, Missouri, Alabama, No. 13 LSU, Georgia, Mississippi State) and has struck out five or more batters all six times. He just missed out on a quality outing against Ole Miss, but still struck out 10 batters in 7.1 innings, becoming the first Razorback since Jess Todd in 2007 to record three or more 10+ strikeout performances in a single season.

Knight's SEC Starts

Opponent	IP	ER	BB	K
Mississippi State	7.0	1	0	11
at #18 Missouri	6.0	2	1	7
at Alabama	8.0	1	0	7
#13 LSU	6.0	0	3	6
Georgia	6.0	1	1	5
at #10 Auburn	2.1	8	4	1
Ole Miss	7.1	5	2	10
at Tennessee	5.0	3	1	2
#25 Vanderbilt	5.0	1	3	5
at #22 Texas A&M	6.0	3	0	2
vs. Miss. State	6.2	1	1	9

#PROHOGS ON OPENING DAY ROSTERS - Eight former Razorbacks were on Opening Day rosters as the 2017 Major League Baseball season began. Outfielder Andrew Benintendi highlights the class as he's scheduled to start what will be his first full rookie season for the Boston Red Sox. Four players will be with new teams as Logan Forsythe starts his first year with the Dodgers, Craig Gentry with the Orioles, Blake Parker with the Angels and Drew Smyly with the Mariners.

#ProHogs on Opening Day rosters

Name	Team	Draft Year
Barrett Astin	Cincinnati Reds	2013
Andrew Benintendi	Boston Red Sox	2015
Logan Forsythe	Los Angeles Dodgers	2008
Craig Gentry	Baltimore Orioles	2006
Dallas Keuchel	Houston Astros	2009
James McCann	Detroit Tigers	2011
Blake Parker	Los Angeles Angels	2006
Drew Smyly	Seattle Mariners	2010

CALIFORNIA DREAMIN' - Senior Jake Arledge has made big strides in his second year with the Hogs compared to his first year. The senior is currently hitting .294 and already surpassed his home run, hit, walk, and RBI totals from 2016. Earlier in the year, his career-long 14-game hitting streak from Feb. 25-March 15 is still the third-longest streak in the conference this year.

Arledge By The Numbers

	2016 (40 games)	2017 (50 games)
AVG.	.245	.297
R	28	42
H	26	54
2B	6	4
3B	3	1
HR	2	3
RBI	11	25
BB	21	27

NONE SHALL PASS - After 53 games of the regular season, Arkansas pitchers have boasted some of the best strikeout-to-walk ratios in the country. As a team, the Razorbacks have allowed 172 walks, compared to 518 strikeouts, good for a 3.01 ratio, which is 12th in the country and third in the SEC. Sophomore Blaine Knight has allowed just 16 walks in his 14 appearances. Junior Trevor Stephan has practically matched those numbers as he has 15 walks to 103 strikeouts, leading all Hog pitchers.

SEC Leaders - Strikeout-to-Walk Ratio

Rank	Name (Team)	K/BB
1	Casey Mize (Auburn)	11.00
2	Trevor Stephan (Arkansas)	6.86
4	Hunter Martin (Tennessee)	5.33

HEAD OF HIS CLASS - In his career, Dave Van Horn has reached the College World Series six times, twice at Nebraska and four times at Arkansas. That total is the most for any current head coach in the SEC. Both Paul Mainieri of LSU and Kevin O'Sullivan of Florida have reached the College World Series five times.

GETTING BETTER WITH TIME - Junior pitcher Trevor Stephan had only been a pitcher for two seasons before arriving at Arkansas, but he continues to look like a seasoned vet with each outing. Stephan has been the Saturday starter for all 14 weekends this year and has only given up more than two earned runs four times. His 13 strikeouts against Rhode Island were the most by a Razorback since Jess Todd had 17 in the 2007 SEC Tournament against South Carolina and his 50 strikeouts through the first 30 games was the most by a Razorback since Nick Schmidt, an All-American, totaled 56 through seven starts in the 2006 season.

JOHNSON RETURNS TO HOME STATE - 2017 will mark the first season with the Razorbacks for new pitching coach Wes Johnson. A Sherwood, Arkansas native, Johnson takes over for long time pitching coach Dave Jorn, who stepped down last summer. Johnson spent one season at Mississippi State and four seasons at Dallas Baptist before arriving at Arkansas. Last season, with the Bulldogs, Johnson developed a pitching staff that improved its ERA by more than a full run and won 44 games, its most since 1997. Johnson helped develop All-American and MLB first round pick Dakota Hudson, who won nine games and had 115 strikeouts in 2016.

95 YEARS IN THE MAKING - The 2017 season will mark the 95th season of Razorback Baseball and 15th with head coach Dave Van Horn. Since Van Horn took over, the Hogs have reached the College World Series four times, including twice in the last five years.

BRINGING THE NOISE - For the 12th straight year, Arkansas placed in the top five in the nation in total and average attendance after the 2016 season. With 7,815 fans per game and despite playing just 34 home games, the Razorbacks continued to draw the fans, finishing fourth in average attendance. A total of 265,718 fans visited Baum Stadium during the 2016 season, good for fifth in the country.

NCAA Tournament (71-61, .538)

Regional Record:	51-39 (.567)
Super Regional Record:	9-6 (.600)
CWS Record:	11-16 (.407)

2015 Stillwater Regional (3-0)

Allie P. Reynolds Stadium • Stillwater, Okla.		
Oral Roberts	W	8-6
Oklahoma State	W	7-5
St. John's	W	4-3

2015 Fayetteville Super Regional (2-1)

Baum Stadium • Fayetteville, Ark.		
Missouri State	W	18-4
Missouri State	L	1-3
Missouri State	W	3-2

2015 College World Series (0-2)

TD Ameritrade Park • Omaha, Neb.		
Virginia	L	3-5
Miami (Fla.)	L	3-4

2014 Charlottesville Regional (2-2)

Davenport Field • Charlottesville, Va.		
Liberty	W	3-2
Virginia	L	0-3
Bucknell	W	10-0
Virginia	L	2-9

2013 Manhattan Regional (2-2)

Tointon Stadium • Manhattan, Kan.		
Bryant	L	1-4
Wichita State	W	3-1
Bryant	W	12-3
Kansas State	L	3-4

2012 Houston Regional (3-0)

Reckling Park • Houston, Texas		
Sam Houston State	W	5-4
Rice	W	1-0
Sam Houston State	W	5-1

2012 Waco Super Regional (2-1)

Baylor Ballpark • Waco, Texas		
Baylor	L	1-8
Baylor	W	5-4
Baylor	W	1-0 (10)

2012 College World Series (2-2)

T.D. Ameritrade Park • Omaha, Neb.		
Kent State	W	8-1
South Carolina	W	2-1
South Carolina	L	0-2
South Carolina	L	2-3

2011 Tempe Regional (2-2)

Packard Stadium • Tempe, Ariz.		
Charlotte	L	2-3
New Mexico	W	3-0
Charlotte	W	11-3
Arizona State	L	4-13

2010 Fayetteville Regional (3-1)

Baum Stadium • Fayetteville, Ark.		
Grambling State	W	19-7
Washington State	W	6-4
Washington State	L	7-10
Washington State	W	7-2

2010 Tempe Super Regional (0-2)

Packard Stadium • Tempe, Ariz.		
Arizona State	L	6-7 (12)
Arizona State	L	5-7 (12)

2009 Norman Regional (3-0)

Mitchell Park • Norman, Okla.		
Washington State	W	10-3
Oklahoma	W	17-6
Oklahoma	W	11-0

2009 Tallahassee Super Regional (2-0)

Howser Stadium • Tallahassee, Fla.		
Florida State	W	7-2
Florida State	W	9-8

2009 College World Series (2-2)

Rosenblatt Stadium • Omaha, Neb.		
Cal State Fullerton	W	10-6
LSU	L	1-9
Virginia	W	4-3 (12)
LSU	L	5-14

2008 Stanford Regional (0-2)

Klein Field • Palo Alto, Calif.		
Pepperdine	L	3-4
Stanford	L	1-5

2007 Fayetteville Regional (2-2)

Baum Stadium • Fayetteville, Ark.		
Albany	W	9-0
Oklahoma State	L	3-14
Creighton	W	6-0
Oklahoma State	L	6-7

2006 Fayetteville Regional (1-2)

Baum Stadium • Fayetteville, Ark.		
Oral Roberts	L	3-4 (11)
Princeton	W	6-2
Oklahoma State	L	5-6

2005 Austin Regional (2-2)

Disch-Falk Field • Austin, Texas		
Miami (Ohio)	W	9-5
Texas	W	9-2
Texas	L	8-19
Texas	L	2-5

2004 Fayetteville Regional (4-1)

Baum Stadium • Fayetteville, Ark.		
Le Moyne	W	4-1
Wichita State	L	3-4
Missouri	W	10-7
Wichita State	W	11-9
Wichita State	W	4-3

2004 Fayetteville Super Regional (2-0)

Baum Stadium • Fayetteville, Ark.		
Florida State	W	7-5
Florida State	W	4-2

2004 College World Series (0-2)

Rosenblatt Stadium • Omaha, Neb.		
Texas	L	2-13
Arizona	L	2-7

2003 Austin Regional (1-2)

Disch-Falk Field • Austin, Texas		
Lamar	L	2-3
Bucknell	W	10-7
Lamar	L	6-7

2002 Wichita Regional (3-0)

Eck Stadium • Wichita, Kan.		
Oklahoma	W	8-5
Oral Roberts	W	7-6
Oral Roberts	W	11-6

2002 Clemson Super Regional (1-2)

Kingsmore Stadium • Clemson, S.C.		
Clemson	W	9-6
Clemson	L	7-8
Clemson	L	4-7

1999 Fayetteville Regional (1-2)

Baum Stadium • Fayetteville, Ark.		
Delaware	W	10-6
SMS	L	8-9 (10)
Clemson	L	4-12

1998 Midwest Regional (1-2)

Eck Stadium • Wichita, Kan.		
Arizona State	L	4-8
Wichita State	W	3-2 (11)
Georgia Tech	L	0-2

1996 Central II Regional (0-2)

Dan Law Field • Lubbock, Texas		
Oklahoma State	L	5-6
Southern California	L	5-15

1995 Midwest I Regional (0-2)

Eck Stadium • Wichita, Kan.		
Stanford	L	3-10
Texas Tech	L	10-14

1990 Midwest Regional (0-2)

Eck Stadium • Wichita, Kan.		
Fordham	L	5-8
Wichita State	L	6-7

1989 Northeast Regional (4-1)

Municipal Stadium • Waterbury, Conn.		
Le Moyne	L	5-7
George Washington	W	8-2
Illinois	W	9-2
Arizona State	W	1-0
Le Moyne	W	6-5

1989 College World Series (1-2)

Rosenblatt Stadium • Omaha, Neb.		
Wichita State	L	1-3
North Carolina	W	7-3
Wichita State	L	4-8

1988 Midwest Regional (0-2)

Allie P. Reynolds Stadium • Stillwater, Okla.		
Loyola-Marymount	L	3-8
Oklahoma State	L	7-13

1987 NCAA South I Regional (4-0)

Joe W. Davies Stadium • Huntsville, Ala.		
Middle Tenn. State	W	10-7
West Virginia	W	7-2
Clemson	W	6-5 (10)
Clemson	W	4-2

1987 College World Series (1-2)

Rosenblatt Stadium • Omaha, Neb.		
Texas	L	6-13
Georgia	W	5-4
LSU	L	2-5

1986 NCAA Midwest Regional (1-2)

Allie P. Reynolds Stadium • Stillwater, Okla.		
Oregon State	W	4-3
Stanford	L	0-2
Oregon State	L	0-1

1985 South II Regional (4-0)

Seminole Stadium • Tallahassee, Fla.		
Eastern Kentucky	W	20-13
George Mason	W	13-9
Florida State	W	7-6
Georgia Tech	W	7-5

1985 College World Series (2-2)

Rosenblatt Stadium • Omaha, Neb.		
South Carolina	W	1-0
Mississippi State	L	4-5
Stanford	W	10-4
Texas	L	7-8

1983 Midwest Regional (0-2)

Allie P. Reynolds Stadium • Stillwater, Okla.		
Oral Roberts	L	6-7
Wichita State	L	3-6

1980 Midwest Regional (1-2)

J.L. Johnson Stadium • Tulsa, Okla.		
Oral Roberts	W	3-2
Missouri	L	0-6
California	L	1-7

1979 East Regional (4-0)

Seminole Stadium • Tallahassee, Fla.		
George Washington	W	12-11
Florida	W	9-1
Delaware	W	8-6
Delaware	W	4-3

1979 College World Series (3-2)

Rosenblatt Stadium • Omaha, Neb.		
Pepperdine	W	5-4
Arizona	W	10-3
Texas	W	9-4
Cal State Fullerton	L	10-13
Cal State Fullerton	L	1-2

1973 NCAA District VI (0-2)

Arlington Stadium • Arlington, Texas		
Trinity	L	0-6
Texas-Pan American	L	2-4



The Razorbacks celebrate during the 2015 Fayetteville Super Regional after clinching the program's sixth College World Series berth after a 3-2 win over Missouri State at Baum Stadium.

Soovieville Slugger Chart

No.	Player	Gm#	Date	Opponent	Pitcher	On Base	Inn	Outs	Count	Score	Final
1.	D. Fletcher	1	Feb 17	Miami (Ohio)	ALMQUIST	0	7	0	1-1	6-0	W 7-0
2.	C Spanberger	3	Feb 19	Miami (Ohio)	HARTWIG	0	2	1	0-0	0-0	W 11-1
3.	E. Cole	3	Feb 19	Miami (Ohio)	HARTWIG	0	3	0	1-2	1-0	W 11-1
4.	G. Koch	3	Feb 19	Miami (Ohio)	ALMQUIST	2	5	1	1-0	3-1	W 11-1
5.	G. Koch	4	Feb 24	Bryant	PALMIERI	0	8	0	1-0	10-7	W 11-8
6.	C. Shaddy	5	Feb 25	Bryant	THEETGE	1	2	0	2-1	0-0	W 13-7
7.	J. Arledge	5	Feb 25	Bryant	LACEY	0	7	2	0-2	11-3	W 13-7
8.	J. Arledge	6	Feb 26	Bryant	MORGESE	1	6	2	0-1	4-5	W 16-6
9.	C. Shaddy	7	Feb 28	at Louisiana Tech	Harris, N.	1	9	0	0-1	1-4	L 3-4
10.	G. Koch	8	Mar 01	at Louisiana Tech	Miller, M	2	5	0	0-1	4-10	W 13-10
11.	J. Biggers	8	Mar 01	at Louisiana Tech	Miller, M	0	5	2	1-0	7-10	W 13-10
12.	L. Bonfield	8	Mar 01	at Louisiana Tech	Miller, M	0	7	0	3-2	8-10	W 13-10
13.	J. McFarland	8	Mar 01	at Louisiana Tech	Hamilton, Z.	1	7	2	3-2	10-10	W 13-10
14.	D. Fletcher	8	Mar 01	at Louisiana Tech	Linck	0	9	1	0-2	12-10	W 13-10
15.	G. Koch	10	Mar 04	vs Nebraska	Tillotson, P	3	5	2	1-0	7-2	W 15-5
16.	G. Koch	12	Mar 07	ULM	Hendrix, C.	1	3	1	0-1	3-0	W 12-3
17.	C. Shaddy	12	Mar 07	ULM	Schwaner, T.	1	3	1	0-0	5-0	W 12-3
18.	D. Fletcher	13	Mar 08	ULM	Backofen, K.	2	1	2	0-0	0-0	W 11-2
19.	D. Fletcher	14	Mar 10	Rhode Island	Wilson	0	2	2	1-1	0-0	W 5-2
20.	L. Bonfield	14	Mar 10	Rhode Island	Robinson	0	7	0	0-1	4-2	W 5-2
21.	J. Arledge	15	Mar 10	Rhode Island	N. Johnson	0	5	0	3-2	1-0	W 3-2
22.	C Spanberger	18	Mar 15	Alcorn State	D. Belmont	1	1	0	3-2	0-0	W 11-3
23.	L. Bonfield	18	Mar 15	Alcorn State	D. Belmont	0	1	0	1-0	2-0	W 11-3
24.	J. McFarland	18	Mar 15	Alcorn State	D. Belmont	1	1	1	1-0	3-0	W 11-3
25.	D. Fletcher	18	Mar 15	Alcorn State	D. Belmont	1	5	0	0-0	7-2	W 11-3
26.	L. Bonfield	19	Mar 17	Mississippi State	K Pilkington	1	1	1	2-1	0-1	W 3-1
27.	G. Koch	19	Mar 17	Mississippi State	K Pilkington	0	6	1	0-0	2-1	W 3-1
28.	C. Shaddy	20	Mar 18	Mississippi State	P Plumlee	1	2	0	1-1	0-1	W 5-4
29.	C Spanberger	20	Mar 18	Mississippi State	P Plumlee	2	2	2	2-2	2-1	W 5-4
30.	C. Shaddy	21	Mar 19	Mississippi State	G Ashcraft	0	7	2	1-0	5-1	W 6-1
31.	G. Koch	22	Mar 22	New Orleans	Griffin, W.	1	5	0	3-2	1-0	W 5-2
32.	J. Biggers	22	Mar 22	New Orleans	Taylor, J.	0	8	2	2-2	4-2	W 5-2
33.	C Spanberger	24	Mar 25	at Missouri	PLASSMEYER	0	3	2	1-1	0-1	L 2-7
34.	D. Fletcher	25	Mar 26	at Missouri	TOELKEN	0	2	0	2-1	0-1	W 9-8
35.	G. Koch	25	Mar 26	at Missouri	BARTLETT	2	4	2	0-1	4-1	W 9-8
36.	C. Shaddy	25	Mar 26	at Missouri	BARTLETT	0	5	0	0-1	7-3	W 9-8
37.	L. Bonfield	26	Mar 31	at Alabama	Walters	1	3	0	0-0	0-1	W 7-1
38.	J. Gates	29	Apr 04	Grand Canyon	Smith, J	0	3	0	0-1	3-0	W 11-2
39.	E. Cole	29	Apr 04	Grand Canyon	Smith, J	1	3	0	3-1	4-0	W 11-2
40.	C. Shaddy	30	Apr 05	Grand Canyon	Hansen, T	0	2	1	1-1	0-0	W 6-1
41.	E. Cole	31	Apr 07	LSU	Lange	0	2	1	2-1	0-0	W 9-3
42.	J. Gates	31	Apr 07	LSU	Reynolds	1	6	2	0-0	4-0	W 9-3
43.	C Spanberger	31	Apr 07	LSU	Frederick	2	7	0	3-2	6-1	W 9-3
44.	C Spanberger	32	Apr 08	LSU	Poche'	2	2	2	0-0	2-1	L 8-10
45.	G. Koch	32	Apr 08	LSU	Poche'	0	3	0	2-0	5-1	L 8-10
46.	C Spanberger	35	Apr 13	Georgia	Brown, B.	0	1	1	0-0	0-0	W 14-4
47.	C. Shaddy	35	Apr 13	Georgia	Brown, B.	1	3	0	2-0	3-1	W 14-4
48.	L. Bonfield	35	Apr 13	Georgia	Locey	2	3	2	0-0	7-1	W 14-4
49.	J. Biggers	35	Apr 13	Georgia	Locey	0	5	0	2-1	10-1	W 14-4
50.	A. Gosser	35	Apr 13	Georgia	Shepard	0	8	1	2-0	13-4	W 14-4
51.	L. Bonfield	36	Apr 14	Georgia	Smith	1	7	2	1-0	1-2	W 5-4
52.	C Spanberger	37	Apr 15	Georgia	Adkins	2	2	1	3-2	4-1	W 11-3
53.	C Spanberger	39	Apr 19	Memphis	HICKS	1	5	1	1-2	0-0	W 2-0
54.	J. Gates	41	Apr 22	at Auburn	Daniel, D.	1	3	2	1-1	1-3	W 7-3
55.	J. Gates	44	Apr 27	Ole Miss	J. McArthur	0	5	0	1-1	0-2	L 1-9
56.	G. Koch	45	Apr 28	Ole Miss	R. Rolison	0	5	1	3-2	0-4	L 1-4
57.	G. Koch	46	Apr 28	Ole Miss	D. Parkinson	1	3	2	2-0	0-3	W 7-4
58.	C Spanberger	46	Apr 28	Ole Miss	D. Parkinson	0	5	2	0-1	2-3	W 7-4
59.	D. Fletcher	47	May 04	at Tennessee	MARTIN, H.	0	6	2	1-0	3-3	L 4-5
60.	D. Fletcher	48	May 06	at Tennessee	STALLINGS	0	5	1	0-0	0-0	W 2-0
61.	L. Bonfield	49	May 12	Vanderbilt	Raby	0	1	2	1-0	0-0	W 4-3
62.	D. Fletcher	49	May 12	Vanderbilt	Raby	1	7	1	0-0	1-3	W 4-3
63.	G. Koch	50	May 13	Vanderbilt	Fellows	0	9	2	1-0	1-6	L 2-6
64.	G. Koch	51	May 14	Vanderbilt	Day	1	1	2	1-2	0-0	W 7-1
65.	D. Fletcher	51	May 14	Vanderbilt	Conger	0	6	0	0-0	4-1	W 7-1
66.	C Spanberger	51	May 14	Vanderbilt	Conger	1	6	1	2-1	5-1	W 7-1
67.	J. Biggers	52	May 18	at Texas A&M	CHAFIN	1	8	0	0-0	2-3	W 6-4
68.	C Spanberger	52	May 18	at Texas A&M	KILKENNY	1	10	2	3-2	4-4	W 6-4
69.	C Spanberger	54	May 20	at Texas A&M	KOLEK	0	5	0	0-1	3-0	W 8-0
70.	C Spanberger	54	May 20	at Texas A&M	DOXAKIS	0	8	2	3-2	7-0	W 8-0
71.	L. Bonfield	55	May 25	vs Mississippi State	D McQuary	1	1	1	0-1	0-0	L 3-4
72.	C Spanberger	56	May 25	vs Auburn	Daniel, D.	0	1	1	2-0	0-0	W 12-0
73.	C Spanberger	56	May 25	vs Auburn	Daniel, D.	1	3	1	1-0	1-0	W 12-0
74.	C Spanberger	56	May 25	vs Auburn	Mitchell, A.	3	4	2	0-1	4-0	W 12-0
75.	D. Fletcher	57	May 26	vs Mississippi State	Billingsley	0	6	0	0-1	1-1	W 9-2
76.	C Spanberger	58	May 27	vs Florida	Singer	1	1	0	2-2	0-0	W 16-0
77.	E. Cole	58	May 27	vs Florida	Singer	1	2	0	0-1	5-0	W 16-0
78.	C Spanberger	58	May 27	vs Florida	Singer	0	2	0	0-2	7-0	W 16-0
79.	D. Fletcher	58	May 27	vs Florida	Baker	1	4	0	1-0	8-0	W 16-0
80.	E. Cole	59	May 28	vs LSU	Walker	0	3	1	1-1	0-0	L 2-4

13-2

when Chad Spanberger hits a home run

34-9

when Arkansas hits one home run

SPANBERGER'S HOME RUN LIST

No.	Player	Gm#	Date	Opponent	Pitcher	On Base	Inn	Outs	Count	Score	Final
1.	C Spanberger	3	Feb 19	Miami (Ohio)	HARTWIG	0	2	1	0-0	0-0	W 11-1
2.	C Spanberger	18	Mar 15	Alcorn State	D. Belmont	1	1	0	3-2	0-0	W 11-3
3.	C Spanberger	20	Mar 18	Mississippi State	P Plumlee	2	2	2	2-2	2-1	W 5-4
4.	C Spanberger	24	Mar 25	at Missouri	PLASSMEYER	0	3	2	1-1	0-1	L 2-7
5.	C Spanberger	31	Apr 07	LSU	Frederick	2	7	0	3-2	6-1	W 9-3
6.	C Spanberger	32	Apr 08	LSU	Poche'	2	2	2	0-0	2-1	L 8-10
7.	C Spanberger	35	Apr 13	Georgia	Brown, B.	0	1	1	0-0	0-0	W 14-4
8.	C Spanberger	37	Apr 15	Georgia	Adkins	2	2	1	3-2	4-1	W 11-3
9.	C Spanberger	39	Apr 19	Memphis	HICKS	1	5	1	1-2	0-0	W 2-0
10.	C Spanberger	46	Apr 28	Ole Miss	D. Parkinson	0	5	2	0-1	2-3	W 7-4
11.	C Spanberger	51	May 14	Vanderbilt	Conger	1	6	1	2-1	5-1	W 7-1
12.	C Spanberger	52	May 18	at Texas A&M	KILKENNY	1	10	2	3-2	4-4	W 6-4
13.	C Spanberger	54	May 20	at Texas A&M	KOLEK	* 0	5	0	0-1	3-0	W 8-0
14.	C Spanberger	54	May 20	at Texas A&M	DOXAKIS	0	8	2	3-2	7-0	W 8-0
15.	C Spanberger	56	May 25	vs Auburn	Daniel, D.	0	1	1	2-0	0-0	W 12-0
16.	C Spanberger	56	May 25	vs Auburn	Daniel, D.	1	3	1	1-0	1-0	W 12-0
17.	C Spanberger	56	May 25	vs Auburn	Mitchell, A.	3	4	2	0-1	4-0	W 12-0
18.	C Spanberger	58	May 27	vs Florida	Singer	1	1	0	2-2	0-0	W 16-0
19.	C Spanberger	58	May 27	vs Florida	Singer	0	2	0	0-2	7-0	W 16-0

* - Leadoff home run



19 home runs (tied for 2nd in SEC)

12 home runs in innings 1-4

13 consecutive hits for extra-bases

9 home runs in May

9 home runs with two strikes

8 solo home runs

5 home runs in SEC Tournament (tied for 2nd all-time)

RECORD RUNDOWN

Overall	42-17
vs. Top-5 Teams	1-1
vs. Top-10 Teams	2-4
vs. Top-25 Teams	10-9
vs. Unranked Teams	31-6
At home	27-6
On the road	10-7
At neutral sites	5-4
In day games	25-9
In night games	17-8
In extra innings	2-0
Vs. teams .500 or better	23-15
Vs. teams .500 or worse	16-2
Vs. left-handed starter	12-5
Vs. right-handed starter	30-12
When starter receives decision	25-12
When reliever receives decision	17-5
When starter goes 5+ innings	19-11
When starter goes less than 5 innings	23-6
When scoring first	29-8
When opponent scores first	13-9
When leading after 6 innings	34-2
When trailing after 6 innings	6-15
When tied after 6 innings	0-0
When leading after 8 innings	37-2
When trailing after 8 innings	0-14
When tied after 8 innings	4-0
In one-run games	7-3
In two-run games	4-3
Series W-L-T	13-3-2
Series sweeps/times swept	8/0
When scoring 0-2 runs	2-11
When scoring 3-5 runs	9-5
When scoring 6-9 runs	16-2
When scoring 10+ runs	15-0
Shutouts vs. times shut out	6/3
When opponent scores 5 runs or less	18-9
When opponent scores 5 runs or more	6-8
When collecting 0-3 hits	0-3
When collecting 4-6 hits	3-7
When collecting 7-9 hits	11-5
When collecting 10-12 hits	9-2
When collecting 13+ hits	19-0
When out-hitting opponent	34-2
When out-hit by opponent	5-14
When hits are equal	3-1
When hitting a home run	35-9
When opponent hits a home run	21-8
When errorless	20-5
When committing one error	15-6
When committing 2+ errors	8-6
When opponent is errorless	12-11
Vs. SEC	21-13
Vs. SEC East	9-3
Vs. SEC West	12-10
Vs. non-conference	21-4
Game 1 of weekend series	10-3
Game 2 of weekend series	7-6
Game 3 of weekend series	9-3
In February	6-1
In March	15-4
In April	13-7
In May	8-5
In June	0-0

MULTIPLE-HIT GAMES

Name	2	3	4	5+	Total
Luke Bonfield	17	5	--	--	22
Jax Biggers	15	6	1	--	22
Chad Spanberger	15	4	2	--	21
Dominic Fletcher	11	6	--	--	17
Grant Koch	11	3	1	--	15
Carson Shaddy	11	3	--	--	14
Jake Arledge	10	4	--	--	14
Eric Cole	10	2	1	--	13
Jordan McFarland	6	1	--	--	7
Jared Gates	2	2	--	--	4

CAREER MULTIPLE-HIT GAMES

Name	2014	2015	2016	2017	Total
Carson Shaddy	--	5	21	14	40
Luke Bonfield	--	--	14	22	36
Chad Spanberger	--	6	6	21	33
Grant Koch	--	--	7	15	22
Jake Arledge	--	--	5	14	19
Eric Cole	--	--	8	13	21
Jax Biggers	--	--	--	22	22
Dominic Fletcher	--	--	--	17	17
Jordan McFarland	--	--	--	7	7
Evan Lee	--	--	--	4	4

MULTIPLE-RBI GAMES

Name	2	3	4	5+	Total
Chad Spanberger	7	7	1	2	17
Luke Bonfield	9	6	--	--	15
Grant Koch	4	5	2	--	11
Carson Shaddy	7	2	--	1	10
Jax Biggers	5	4	--	--	9
Eric Cole	7	--	--	--	7
Dominic Fletcher	4	1	2	--	7
Jake Arledge	4	1	--	--	5
Jared Gates	4	--	--	--	4

HITTING STREAKS

Name	CURRENT	2017	CAREER
Jake Arledge	--	14	14
Jax Biggers	8	9	9
Luke Bonfield	--	7	8
Eric Cole	11	11	11
Dominic Fletcher	4	5	5
Grant Koch	--	8	8
Jordan McFarland	--	4	4
Carson Shaddy	2	8	11
Chad Spanberger	--	12	12
Jaxon Williams	--	4	4
Evan Lee	1	4	4
Jared Gates	1	5	5

REACHED BASE

Name	CURRENT	2017	CAREER
Jake Arledge	--	15	15
Jax Biggers	8	14	14
Luke Bonfield	--	11	12
Eric Cole	6	10	10
Dominic Fletcher	4	8	8
Grant Koch	1	13	13
Jared Gates	1	9	9
Carson Shaddy	3	19	19
Chad Spanberger	9	12	12
Jordan McFarland	--	5	5
Evan Lee	1	7	7

HOME RUNS

Career Home Runs	SOLO	2R	3R	GS	Total
Jake Arledge	3	2	-	-	5
Jax Biggers	3	1	-	-	4
Luke Bonfield	6	8	3	-	17
Eric Cole	3	2	-	-	5
Dominic Fletcher	8	3	1	-	12
Alex Gosser	1	-	-	-	1
Grant Koch	6	4	6	1	17
Jared Gates	2	2	-	-	4
Carson Shaddy	7	8	-	-	15
Chad Spanberger	12	7	5	1	25

BREAKDOWN

Total	80
At Baum Stadium	51
On The Road	18
At Neutral Site	12
Vs. RHP	61
Vs. LHP	19
w/ 0 Outs	32
w/ 1 Out	22
w/ 2 Outs	26
Solo	39
Two-Run	30
Three-Run	9
Grand Slam	2
Back-To-Back	2
Pinch-Hit	0
Walk-Off	0
Before the 7th Inning	62
7th Inning and Beyond	18
Opponent Total	47
Last HR Given Up	May 26 vs. Mississippi St.
Longest Stretch Without HR Allowed	7
Current Streak of No HR Allowed	2

RECORD WHEN...

C. Spanberger hits a home run	13-2
C. Shaddy hits a home run	7-1
D. Fletcher hits a home run	11-1
E. Cole hits a home run	4-1
G. Koch hits a home run	10-3
J. Arledge hits a home run	3-0
J. Biggers hits a home run	4-0
J. Gates hits a home run	3-1
L. Bonfield hits a home run	8-1

STARTERS GAME-BY-GAME

Opponent	W-L	IP	H	R	ER	BB	K
Miami (Ohio)	W	4.0	3	0	0	0	5
Miami (Ohio)	W	4.0	3	1	1	0	5
Miami (Ohio)	W	3.1	2	1	1	2	5
Bryant	--	5.0	4	3	3	1	4
Bryant	W	5.2	2	0	0	4	6
Bryant	--	3.1	4	2	2	2	2
@ La. Tech	L	5.1	2	3	1	2	7
@ La. Tech	--	1.0	2	3	3	0	0
vs. Arizona	L	6.0	5	2	1	0	10
vs. Nebraska	W	6.0	3	2	1	3	8
vs. Oklahoma St.	L	2.0	5	5	4	2	2
ULM	W	6.0	7	2	2	2	10
ULM	W	5.0	3	2	2	1	9
Rhode Island	--	4.1	6	2	2	0	4
Rhode Island	--	8.1	2	2	0	0	13
Rhode Island	L	5.0	7	3	3	0	3
Alcorn St.	--	4.0	5	1	1	0	3
Alcorn St.	W	3.0	6	1	1	1	6
Mississippi St.	W	7.0	3	1	1	0	11
Mississippi St.	W	6.1	7	4	2	1	8
Mississippi St.	W	4.2	5	0	0	1	3
New Orleans	--	2.2	2	0	0	4	3
@ Missouri	W	6.0	5	2	2	1	7
@ Missouri	L	5.1	6	4	4	1	10
@ Missouri	W	3.0	4	1	1	2	1
Grambling St.	Cancelled						
@ Alabama	W	8.0	3	1	1	0	7
@ Alabama	L	1.1	4	4	4	1	0
@ Alabama	--	3.0	5	3	3	0	2
Grand Canyon	--	2.0	0	0	0	2	2
Grand Canyon	W	4.0	5	0	0	0	10
LSU	W	6.0	3	0	0	3	6
LSU	--	7.0	5	2	2	0	7
LSU	--	3.1	4	1	1	2	2
@ Missouri St.	--	1.2	3	1	1	0	2
Georgia	W	6.0	5	1	1	1	5
Georgia	--	4.2	5	2	2	0	6
Georgia	--	3.0	5	3	2	1	3
Memphis	--	3.0	3	3	3	3	2
vs. Memphis	W	7.0	1	0	0	1	7
@ Auburn	L	2.1	8	8	8	4	1
@ Auburn	--	1.1	5	3	3	1	3
@ Auburn	--	1.2	5	4	4	0	1
vs. Kansas St.	--	2.0	1	1	1	0	1
Ole Miss	L	7.1	7	5	5	2	10
Ole Miss	L	6.0	7	4	3	1	5
Ole Miss	--	1.2	3	3	3	2	2
@ Tennessee	--	5.0	5	3	3	1	2
@ Tennessee	W	7.0	1	0	0	2	11
@ Tennessee	Cancelled						
Vanderbilt	--	7.0	6	3	3	0	11
Vanderbilt	L	5.0	6	1	1	3	5
Vanderbilt	W	4.2	3	1	1	1	1
@Texas A&M	--	7.2	5	3	3	1	10
@Texas A&M	L	6.0	7	5	5	4	3
@Texas A&M	W	6.0	3	0	0	0	2
vs. Miss. St.	--	6.0	8	1	1	2	5
vs. Auburn	--	2.0	0	0	0	4	0
vs. Miss. St.	W	6.2	5	2	1	1	9
vs. Florida	W	7.0	2	0	0	3	8
vs. LSU	L	3.0	3	3	1	0	1

BULLPEN GAME-BY-GAME

Opponent	W-L-S	IP	H	R	ER	BB	K
Miami (Ohio)	--	5.0	3	0	0	0	7
Miami (Ohio)	--	5.0	1	0	0	1	6
Miami (Ohio)	--	5.2	2	0	0	3	8
Bryant	W-S	4.0	6	5	3	5	7
Bryant	--	3.1	8	7	7	1	6
Bryant	W	5.2	6	4	4	3	5
@ La. Tech	--	2.2	4	1	0	0	2
@ La. Tech	W	8.0	9	7	7	3	9
vs. Arizona	--	2.0	2	1	1	1	0
vs. Nebraska	--	3.0	2	3	3	3	2
vs. Oklahoma St.	--	7.0	5	3	2	4	4
ULM	--	3.0	3	1	1	0	3
ULM	--	4.0	0	0	0	2	5
Rhode Island	W	4.2	3	0	0	0	3
Rhode Island	W	0.2	1	0	0	0	2
Rhode Island	--	4.0	1	0	0	3	5
Alcorn St.	W	5.0	6	1	1	1	4
Alcorn St.	--	6.0	3	2	2	2	7
Mississippi St.	S	2.2	0	0	0	1	5
Mississippi St.	S	1.1	1	0	0	0	3
Mississippi St.	S	4.1	1	1	1	1	5
New Orleans	W-S	6.1	3	2	2	3	7
@ Missouri	S	3.0	2	0	0	1	4
@ Missouri	--	2.2	5	3	3	1	4
@ Missouri	--	6.0	7	7	7	7	7
Grambling St.	Cancelled						
@ Alabama	--	1.0	0	0	0	0	0
@ Alabama	--	6.2	6	3	3	1	10
@ Alabama	W	6.0	4	2	2	4	4
Grand Canyon	W	7.0	5	2	2	0	6
Grand Canyon	--	5.0	5	1	1	2	8
LSU	--	3.0	6	3	3	2	2
LSU	L	2.0	4	8	5	2	2
LSU	L	5.2	2	1	1	0	5
@ Missouri St.	W	7.2	6	3	3	3	9
Georgia	--	3.0	2	3	3	5	4
Georgia	W	5.1	5	2	1	3	4
Georgia	W	6.0	6	0	0	3	3
Memphis	W	6.0	5	4	4	1	5
vs. Memphis	S	2.0	0	0	0	0	1
@ Auburn	--	5.2	7	7	7	4	5
@ Auburn	W	7.1	2	0	0	4	11
@ Auburn	L	6.1	11	7	7	3	4
vs. Kansas St.	W	8.0	8	4	4	7	9
Ole Miss	--	1.2	4	4	4	1	1
Ole Miss	--	3.0	2	0	0	2	2
Ole Miss	W	7.1	6	1	1	3	5
@ Tennessee	L	3.0	4	2	0	1	2
@ Tennessee	Complete Game By Starter						
@ Tennessee	Cancelled						
Vanderbilt	W	2.0	1	0	0	1	2
Vanderbilt	--	4.0	6	5	5	3	4
Vanderbilt	S	4.1	3	0	0	0	6
@Texas A&M	W	2.1	1	1	1	1	2
@Texas A&M	--	2.0	2	0	0	0	1
@Texas A&M	S	3.0	2	0	0	1	4
vs. Miss. St.	L	3.0	4	3	2	2	2
vs. Auburn	W	5.0	0	0	0	3	7
vs. Miss. St.	--	2.1	0	0	0	0	1
vs. Florida	Complete Game By Starter						
vs. LSU	--	6.0	3	1	1	2	2

RECORD PER STARTER

Pitcher (Total Starts)	Record
Blaine Knight (15)	10-5
Trevor Stephan (15)	10-5
Kevin Kopps (4)	3-1
Josh Alberius (9)	3-5
Evan Lee (1)	1-0
Dominic Taccolini (5)	4-1
Kacey Murphy (8)	8-0
Barrett Loseke (2)	2-0

QUALITY STARTS

Pitcher (Total Starts)	QS	Record
Blaine Knight (15)	8	7-1
Trevor Stephan (15)	9	6-3
Dominic Taccolini (5)	1	1-0
Kacey Murphy (8)	2	2-0

RUN SUPPORT

Pitcher (Total Starts)	Runs	Per Start
Blaine Knight (15)	94	6.3
Trevor Stephan (15)	80	5.3
Kevin Kopps (4)	35	8.8
Josh Alberius (9)	46	5.1
Evan Lee (1)	13	13.0
Dominic Taccolini (5)	36	7.2
Kacey Murphy (8)	70	8.8
Barrett Loseke (2)	27	13.5

Baseball America

Week 15 (May 29)

1. Oregon State	49-4
2. North Carolina	47-12
3. Texas Tech	43-15
4. LSU	43-17
5. Florida	42-16
6. Louisville	47-10
7. TCU	42-16
8. Long Beach State	37-17
9. Stanford	40-14
10. Kentucky	39-20
11. Arkansas	42-17
12. Virginia	42-14
13. Wake Forest	39-18
14. Southern Miss	48-14
15. Florida State	39-20
16. Houston	40-19
17. Cal State Fullerton	34-21
18. Arizona	37-19
19. Clemson	39-19
20. Mississippi State	36-24
21. Texas	37-22
22. UCF	40-20
23. Auburn	35-24
24. Florida Gulf Coast	42-18
25. Nebraska	35-20

D1Baseball.com

Week 15 (May 29)

1. Oregon State	49-4
2. North Carolina	47-12
3. LSU	42-17
4. Florida	42-16
5. Texas Tech	43-15
6. TCU	42-16
7. Louisville	47-10
8. Stanford	40-14
9. Long Beach State	37-17-1
10. Southern Miss	48-14
11. Kentucky	39-20
12. Arkansas	42-17
13. Virginia	42-14
14. Wake Forest	39-18
15. Houston	40-19
16. Florida State	39-20
17. Mississippi State	36-24
18. Arizona	37-19
19. Texas Tech	37-22
20. Cal State Fullerton	34-21
21. Clemson	39-19
22. Missouri State	40-17
23. UCF	40-20
24. Michigan	42-15
25. St. John's	42-11

Perfect Game

Week 15 (May 29)

1. Oregon State	49-4
2. North Carolina	47-12
3. LSU	43-17
4. Texas Tech	43-15
5. Florida	42-16
6. Louisville	47-10
7. Virginia	42-14
8. TCU	42-16
9. Stanford	39-14
10. Long Beach State	37-17-1
11. Kentucky	39-20
12. Arkansas	42-17
13. Southern Miss	48-14
14. Houston	37-19
15. Cal State Fullerton	37-21
16. Clemson	39-19
17. Michigan	42-15
18. Mississippi State	36-24
19. Wake Forest	39-18
20. Florida State	39-20
21. Arizona	37-19
22. UCF	40-20
23. USF	41-17
24. Missouri State	39-17
25. Texas	37-22

USA Today/ESPN

Week 15 (May 29)

1. Oregon State (29)	49-4
2. North Carolina	47-12
3. LSU	43-17
4. Florida	42-18
5. Texas Tech	43-15
6. Louisville	47-10
7. TCU	42-16
8. Stanford	40-14
9. Long Beach State	37-17-1
10. Kentucky	39-20
11. Virginia	42-14
12. Arkansas	42-17
13. Southern Miss	48-14
14. Wake Forest	39-18
15. Clemson	39-19
16. Arizona	37-19
17. Florida State	39-20
18. Mississippi State	36-24
19. Cal State Fullerton	34-21
20. Houston	40-19
21. Michigan	42-15
22. Missouri State	40-17
23. St. John's	42-11
24. UCF	40-20
25. Texas	37-22

Collegiate Baseball

Week 15 (May 29)

1. Oregon State	49-4
2. LSU	43-17
3. Florida	42-16
4. North Carolina	47-12
5. Louisville	47-10
6. Stanford	40-14
7. Texas Tech	43-15
8. TCU	42-16
9. Long Beach State	37-17-1
10. Kentucky	39-20
11. Virginia	42-14
12. Missouri State	40-17
13. Arkansas	42-17
14. Southern Miss	48-14
15. Arizona	37-19
16. Wake Forest	39-18
17. Clemson	39-19
18. Florida State	39-20
19. South Alabama	39-19
20. Dallas Baptist	40-19
21. St. John's	42-11
22. Mississippi State	36-24
23. Cal State Fullerton	34-21
24. Houston	40-19
25. Florida Gulf Coast	42-18
26. BYU	37-19
27. Sam Houston St.	40-20
28. Iowa	38-20
29. Nebraska	35-20-1
30. UCLA	30-25

NCBWA

Week 15 (May 29)

1. Oregon State	49-4
2. North Carolina	47-12
3. LSU	42-17
4. Florida	42-16
5. Louisville	47-10
6. Texas Tech	43-15
7. TCU	42-16
8. Kentucky	39-20
9. Stanford	40-14
10. Virginia	42-14
11. Arkansas	42-17
12. Long Beach State	37-17-1
13. Southern Miss	48-14
14. Wake Forest	39-18
15. Houston	40-19
16. Arizona	37-19
17. Clemson	39-19
18. Florida State	39-20
19. Cal State Fullerton	34-21
20. Mississippi State	36-24
21. Missouri State	40-17
22. Michigan	42-15
23. St. John's	42-11
24. UCF	40-20
25. Texas	37-22
26. Nebraska	35-20-1
27. Auburn	35-24
28. Oklahoma	34-22
29. Florida Gulf Coast	42-18
30. Dallas Baptist	40-19

Arkansas Week-By-Week in the Polls

	BA	D1	PG	USA TODAY	CB	NCBWA
Preseason	NR	NR	NR	NR	NR	NR
Week 1	NR	NR	NR	NR	NR	NR
Week 2	NR	24	NR	NR	NR	20
Week 3	NR	NR	NR	NR	NR	30
Week 4	NR	NR	NR	NR	NR	NR
Week 5	NR	NR	24	RV	29	28
Week 6	21	20	20	20	17	20
Week 7	16	15	10	15	14	15
Week 8	19	15	13	15	11	13
Week 9	16	14	11	14	9	10
Week 10	16	15	14	14	10	12
Week 11	18	18	16	15	17	14
Week 12	18	18	15	16	15	17
Week 13	16	17	14	16	15	16
Week 14	13	13	12	13	13	12
Week 15	11	12	12	12	13	11
Final	--	--	--	--	--	--

BA - Baseball America

ESPN - USA Today/ESPN

CB - Collegiate Baseball

NCBWA - National Collegiate Baseball Writers Association

PG - Perfect Game

D1 - D1Baseball.com



PERSONAL

Born: Sept. 17, 1960
 Hometown: Kansas City, Mo.
 Alma Mater: Arkansas (1988)
 Masters of Science: East Texas State Univ. (1992)
 Wife: Karen
 Children: Hollan, Mariel
 Named Head Coach at Arkansas: June 21, 2002

PLAYING HISTORY

1982-1984 Atlanta Braves Organization
 1982 MLB Draft: 10th Rd (Braves)
 1982 Arkansas
 1980-1981 McLennan (Texas) CC

COACHING HONORS

2004 SEC Coach of the Year
 2001 Baseball America National Coach of the Year
 2001 BIG 12 Coach of the Year
 2001 ABCA Midwest Region Coach of the Year
 2000 ABCA Midwest Region Coach of the Year
 1997 Southland Coach of the Year
 1995 Southland Coach of the Year
 1994 NCAA Division II Coach of the Year
 1994 ABCA Central Region Coach of the Year

HALL OF FAME

2013 Inducted into Winnetonka HS HOF
 2012 Inducted into Ban Johnson League HOF
 2001 Inducted into Central Missouri State HOF

After finishing his 14th season at the helm of the Arkansas baseball program in 2015-16, head coach Dave Van Horn continues to elevate the Razorbacks to one of the nation's premier teams year in and year out. Over his 14 seasons as head Hog, Van Horn has led Arkansas to four College World Series appearances, 13 NCAA Tournament berths, one Southeastern Conference overall title, three SEC Western Division championships and a total of 550 wins.

The highly decorated coach has both individual and team honors throughout his 27-year coaching resume, beginning at Texarkana (Texas) Community College all the way through the present. Individually, he has been named national coach of the year twice, regional coach of the year twice and conference coach of the year four times. His teams have made six College World Series appearances, won five outright conference championships, a Division II National Championship and made 17 appearances in the NCAA Tournament. Van Horn is one of only 11 coaches in NCAA history to lead two programs to the College World Series.

Since joining the Razorbacks as head coach, Van Horn has led his teams to an SEC Championship, three SEC Western Division titles, 14 NCAA Tournament berths and four College World Series appearances. His players have earned 17 All-America honors, 24 All-SEC nods, 104 SEC Academic Honor Roll spots and 11 Capital One Academic All-District accolades. Not resting on his laurels, Van Horn has kept his competitive juices flowing as he seeks to bring a national championship to his alma mater.

With Van Horn's success over the years, fans have also flocked to Baum Stadium and last year was no different. In 2016, Arkansas finished fourth in the nation in average attendance (7,815) and fifth in total attendance (265,718). It's the fourth straight year that Arkansas has finished in the top-five nationally in attendance, while boasting one of the best stadiums in college baseball.

DVH AGAINST 2017 OPPONENTS				
	W/L	Home	Away	Neutral
Alabama	27-23	14-7	11-13	2-3
Alcorn State	3-0	3-0	--	--
Arizona	0-2	--	--	0-2
Auburn	26-20	12-9	13-11	1-0
Bryant	4-1	3-0	--	1-1
Georgia	20-13	12-6	8-6	0-1
Grambling State	5-0	5-0	--	--
Grand Canyon	2-0	2-0	--	--
Kansas State	13-7	7-0	4-7	2-0
Louisiana Monroe	4-1	3-1	--	1-0
Louisiana State (LSU)	17-37	9-15	7-14	1-8
Louisiana Tech	15-4	6-1	6-3	3-0
Memphis	7-1	2-0	3-0	2-1
Miami (Ohio)	4-0	3-0	--	1-0
Mississippi State	25-24	13-11	10-11	2-2
Missouri	9-3	4-2	5-1	0-0
Missouri State	16-7	9-5	7-2	--
Nebraska	4-5	2-2	1-3	1-0
New Orleans	3-0	3-0	--	--
Oklahoma State	5-5	2-3	2-1	1-1
Ole Miss	21-32	9-15	8-13	4-4
Rhode Island	2-1	2-1	--	--
Tennessee	21-13	9-5	10-7	2-1
Texas A&M	11-9	5-4	5-5	1-0
Texas Tech	2-0	--	--	2-0
Vanderbilt	16-20	12-8	6-8	0-4

VAN HORN'S CAREER NUMBERS

Year	School	Record	Pct.	Conf.	Place	Tourn.	NCAA
1989	Texarkana CC	39-18	.684	NA	NA	NA	--
1990	Texarkana CC	44-14	.759	NA	NA	NA	--
1991	Texarkana CC	45-12	.789	NA	NA	NA	--
1992	Texarkana CC	48-10	.827	NA	1st	NA	--
1993	Texarkana CC	38-18	.678	NA	NA	NA	--
	<i>Totals</i>	<i>214-72</i>	<i>.748</i>	--	--	--	--
1994	Central Missouri State	51-11	.823	15-1	1st (Div.)	1st (4-1)	NCAA DII Champs
	<i>Totals</i>	<i>51-11</i>	<i>.823</i>	<i>15-1</i>	--	<i>1 (4-1)</i>	--
1995	Northwestern State	37-15	.711	19-5	1st	DNP (0-2)	--
1996	Northwestern State	34-27	.557	14-16	2nd (Div.)	2nd (3-2)	--
1997	Northwestern State	35-23	.603	19-9	1st	DNP (0-2)	--
	<i>Totals</i>	<i>106-65</i>	<i>.620</i>	<i>52-30</i>	--	<i>3 (3-6)</i>	--
1998	Nebraska	24-20	.545	10-13	7th	DNQ	DNQ
1999	Nebraska	42-18	.700	16-9	5th	1st (4-0)	NCAA (1-2)
2000	Nebraska	51-17	.750	21-9	2nd	1st (5-1)	NCAA (4-2)
2001	Nebraska	50-16	.758	20-8	1st	1st (4-0)	CWS (5-2)
2002	Nebraska	47-21	.691	16-11	2nd	2nd (3-1)	CWS (5-3)
	<i>Totals</i>	<i>214-92</i>	<i>.699</i>	<i>67-39</i>	--	<i>4 (16-2)</i>	<i>4 (15-9)</i>
2003	Arkansas	35-22	.612	14-16	6th West	T-7th (0-2)	NCAA (1-2)
2004	Arkansas	45-24	.652	19-11	T-1st Overall	4th (2-2)	CWS (6-3)
2005	Arkansas	39-22	.636	13-17	T-5th West	T-7th (0-2)	NCAA (2-2)
2006	Arkansas	39-21	.650	18-12	2nd West	T-7th (0-2)	NCAA (1-2)
2007	Arkansas	43-21	.672	18-12	1st West	2nd (3-1)	NCAA (2-2)
2008	Arkansas	34-24	.586	14-15	4th West	DNQ	NCAA (0-2)
2009	Arkansas	41-24	.631	14-15	4th West	4th (2-2)	CWS (7-2)
2010	Arkansas	43-21	.672	18-12	2nd West	T-7th (0-2)	NCAA (3-3)
2011	Arkansas	40-22	.645	15-15	1st West	T-3rd (2-2)	NCAA (2-2)
2012	Arkansas	46-22	.676	16-14	T-2nd West	T-9th (0-2)	CWS (7-3)
2013	Arkansas	39-22	.639	18-11	2nd West	T-3rd (2-1)	NCAA (2-2)
2014	Arkansas	40-25	.615	16-14	4th West	T-3rd (3-2)	NCAA (2-2)
2015	Arkansas	40-25	.615	17-12	3rd West	T-5th (2-2)	CWS (5-3)
2016	Arkansas	26-29	.473	7-23	7th West	DNQ	DNQ
2017	Arkansas	39-15	.722	18-11	2nd West	--	--
	<i>Totals</i>	<i>589-339</i>	<i>.635</i>	<i>235-210</i>	--	<i>12 (16-22)</i>	<i>13 (40-30)</i>
<i>Career Totals</i>		<i>1174-579</i>	<i>.670</i>	<i>369-280</i>	--	<i>39-31 (.557)</i>	<i>55-39 (.585)</i>

Numerical Roster

No.	Player	Pos.	B/T	Yr.	Ht.	Wt.	Hometown/Previous School
3	Jared Gates	INF	L/R	Jr	6-0	190	Wichita, Kan. / Wichita Northwest HS / Iowa West. CC
4	Matt Burch	INF	L/R	Fr	5-8	175	Gurnee, Ill. / Warren Township HS
5	Cody Scroggins	RHP	R/R	So	6-0	185	Bentonville, Ark. / Bentonville HS
6	Hunter Wilson	INF	L/R	Jr	5-10	170	Spiro, Okla. / Spiro HS / Stephen F. Austin / Eastern Ok. St. JC
7	Jack Kenley	INF	L/R	Fr	6-0	180	Germantown, Tenn. / Houston HS
8	Eric Cole	OF	S/R	So	5-11	195	Southlake, Texas / Southlake Carroll HS
9	Jax Biggers	INF	L/R	So	5-11	175	Missouri City, Texas / Ridge Point HS / Cisco JC
10	Josh Alberius	RHP	R/R	R-Sr	5-11	180	Little Rock, Ark. / Little Rock Christian Academy
13	Jordan McFarland	INF/OF	R/R	Fr	6-3	220	Waterloo, Ill. / Waterloo HS
15	Jake Arledge	OF	R/R	Sr	5-9	180	Huntington Beach, Calif. / Panola JC
16	Blaine Knight	RHP	R/R	So	6-3	165	Bryant, Ark. / Bryant HS
17	Luke Bonfield	OF	R/R	Jr	6-3	215	Skillman, N.J. / IMG Academy
18	Anthony Dahl	RHP	R/R	So	6-4	200	Angleton, Texas / Brazoswood HS
20	Carson Shaddy	3B/C/OF	R/R	R-Jr	5-11	185	Fayetteville, Ark. / Fayetteville HS
21	Kacey Murphy	LHP	L/L	So	6-0	190	Rogers, Ark. / Rogers Heritage HS
24	Chad Spanberger	INF/OF	L/R	Jr	6-3	240	Granite City, Ill. / Granite City HS
25	Dominic Taccolini	RHP	R/R	Sr	6-3	220	Sugar Land, Texas / Kempner HS
27	Evan Lee	LHP/OF	R/L	Fr	6-2	190	Bryant, Ark. / Bryant HS
28	Dominic Fletcher	OF	L/L	Fr	5-9	175	Cypress, Calif. / Cypress HS
29	Angus Denton	RHP	R/R	Fr	5-11	160	Beebe, Ark. / Beebe HS
30	Brenden Heiss	RHP	R/R	Fr	6-1	190	Algonquin, Ill. / Jacobs HS
32	Matt Cronin	LHP	L/L	Fr	6-2	190	Navarre, Fla. / Navarre HS
33	Grant Koch	C	R/R	So	6-0	195	Fayetteville, Ark. / Fayetteville HS
34	Jake Reindl	RHP	R/R	So	6-1	200	Fayetteville Ark. / Shiloh Christian
35	Jacob Kostyshock	RHP	R/R	Fr	6-4	175	O'Fallon, Mo. / Francis Howell HS
36	Cannon Chadwick	RHP	R/R	Sr	6-0	195	Paris, Texas / Paris Junior College
37	Weston Rogers	LHP	L/L	So	6-4	215	Springdale, Ark. / Har-Ber HS
39	Dylan Thompson	LHP	L/L	Fr	6-3	195	Little Rock, Ark. / Catholic HS
42	Jaxon Williams	INF	R/R	Fr	5-8	165	Rosenberg, Texas / B.F. Terry HS
44	Alex Gosser	C	L/R	Sr	6-0	215	North Little Rock, Ark. / North Little Rock HS
45	Kevin Kopps	RHP	R/R	R-Fr	6-0	195	Sugar Land, Texas / George Ranch HS
46	Barrett Loseke	RHP	R/R	So	6-0	180	Tulsa, Okla. / Jenks HS
48	Trevor Stephan	RHP	R/R	Jr	6-5	225	Magnolia, Texas / Magnolia West HS / Hill College
51	Lucas Krull	LHP	L/L	Fr	6-7	242	Shawnee, Kan. / Mill Valley HS
55	Isaiah Campbell	RHP	R/R	So	6-4	220	Olathe, Kan. / Olathe South HS

Coaches and Support Staff

Head Coach:	2 Dave Van Horn, 15th Season (Arkansas, 1988)
Assistant Coach:	22 Tony Vitello, 4th Season (Missouri, 2002)
Assistant Coach:	40 Wes Johnson 1st Season (Arkansas-Monticello 1994)
Volunteer Assistant Coach:	14 Josh Elander, 1st Season (TCU, 2016)
Student Asst. Coaches:	1 Rick Nomura, 1st Season; 41 Cullen Gassaway, 1st Season
Director of Operations:	Clay Goodwin, 10th Season (Arkansas, 2005)
Athletic Trainer:	Corey Wood (East Carolina, 2008)
Strength & Conditioning	Mike Strouhal (University of Saint Mary, 2003)
Managers:	Michael McCann, Hayden Sutton, Zach Barr, Cale Petrie

Pronunciation Guide

Josh Alberius	al-BEER-ee-us	Carson Shaddy	shad-EE
Grant Koch	Cook	Trevor Stephan	STEF-fin
Brenden Heiss	HIGH-sss	Dominic Taccolini	Dom-i-nick Tac-O-Lee-nee
Jacob Kostyshock	COST-ee-shock	Josh Elander	EE-Lander
Barrett Loseke	LOW-ski	Tony Vitello	VIE-tell-oh
Rick Nomura	NO-mura		
Jake Reindl	RINE-dull		



2017 Arkansas Baseball Overall Statistics for Arkansas (as of May 29, 2017) (All games Sorted by Batting avg)



Record: 42-17 Home: 27-6 Away: 10-7 Neutral: 5-4 SEC: 18-11

Player	avg	gp-gs	ab	r	h	2b	3b	hr	rbi	tb	slg%	bb	hp	so	gdp	ob%	sf	sh	sb-att	po	a	e	fld%
9 Jax Biggers	.352	58-57	196	46	69	13	4	4	33	102	.520	26	3	28	2	.432	2	4	3-4	76	149	8	.966
24 Chad Spanberger	.305	55-53	220	50	67	12	1	19	64	138	.627	23	7	60	4	.385	2	1	2-2	340	30	8	.979
28 Dominic Fletcher	.298	54-51	198	42	59	5	1	12	36	102	.515	17	6	29	3	.366	3	3	1-2	116	3	3	.975
15 Jake Arledge	.294	55-54	197	45	58	4	1	3	27	73	.371	28	10	48	1	.407	1	7	7-10	110	5	0	1.000
17 Luke Bonfield	.294	59-59	228	39	67	9	1	9	49	105	.461	27	2	40	5	.364	7	1	1-3	54	0	1	.982
20 Carson Shaddy	.284	57-57	204	45	58	10	2	8	39	96	.471	24	12	56	0	.387	3	0	6-10	98	126	16	.933
33 Grant Koch	.276	58-58	217	38	60	13	1	13	42	114	.525	31	2	41	5	.371	1	0	1-2	451	46	1	.998
8 Eric Cole	.276	50-46	185	30	51	10	0	5	20	76	.411	18	3	23	3	.350	0	3	2-3	47	0	0	1.000

27 Evan Lee	.341	16-8	41	12	14	3	0	0	8	17	.415	7	2	7	0	.460	0	0	1-1	3	1	0	1.000
6 Hunter Wilson	.310	14-10	29	3	9	0	0	0	6	9	.310	3	1	2	0	.394	0	1	0-1	4	16	0	1.000
13 Jordan McFarland	.271	29-19	70	14	19	0	0	2	10	25	.357	9	2	21	0	.366	1	0	1-1	112	5	2	.983
44 Alex Gosser	.259	17-6	27	6	7	1	0	1	4	11	.407	2	1	2	1	.313	2	0	0-0	85	2	0	1.000
42 Jaxon Williams	.245	24-10	49	7	12	2	1	0	14	16	.327	7	0	20	1	.333	1	0	0-0	21	29	3	.943
3 Jared Gates	.236	33-32	110	15	26	2	0	4	11	40	.364	10	4	29	2	.323	0	1	0-0	15	36	2	.962
4 Matt Burch	.156	17-7	32	1	5	2	0	0	0	7	.219	2	0	8	0	.206	0	0	0-0	2	6	0	1.000
7 Jack Kenley	.042	31-4	24	4	1	1	0	0	1	2	.083	2	4	11	1	.233	0	2	1-2	3	22	0	1.000
36 Cannon Chadwick	.000	2-0	0	1	0	0	0	0	0	0	.000	1	0	0	0	1.000	0	0	0-0	2	5	1	.875
10 Josh Alberius	.000	2-0	0	0	0	0	0	0	0	0	.000	0	0	0	0	.000	0	0	0-0	1	7	0	1.000
Totals	.287	59	2027	398	582	87	12	80	364	933	.460	237	59	425	28	.374	23	23	26-41	1560	538	50	.977
Opponents	.233	59	1932	233	451	82	4	47	214	682	.353	189	51	557	39	.316	14	21	26-42	1501	508	70	.966

LOB - Team (477), Opp (415). DPs turned - Team (44), Opp (33). CI - Team (1), G. Koch 1, Opp (7). IBB - Team (12), C. Spanberger 5, L. Bonfield 2, D. Fletcher 2, J. Arledge 1, C. Shaddy 1, G. Koch 1, Opp (1). Picked off - J. Arledge 1, C. Shaddy 1, L. Bonfield 1.

(All games Sorted by Earned run avg)

Player	era	w-l	app	gs	cg	sho	sv	ip	h	r	er	bb	so	2b	3b	hr	b/avg	wp	hp	bk	sfa	sha
16 Blaine Knight	3.08	8-4	15	15	0	0/2	0	84.2	71	31	29	17	88	14	0	9	.224	4	4	3	1	3
48 Trevor Stephan	3.12	5-3	15	15	1	1/0	0	83.2	69	35	29	17	108	10	1	7	.219	4	10	1	3	4

32 Matt Cronin	1.08	3-0	12	0	0	0/1	0	16.2	8	2	2	9	28	1	0	1	.145	0	2	0	0	2
34 Jake Reindl	2.15	3-1	21	0	0	0/1	2	46.0	36	14	11	15	45	10	1	1	.216	4	3	0	1	2
45 Kevin Kopps	3.15	3-1	20	4	0	0/1	2	45.2	40	18	16	18	37	6	0	3	.242	5	3	0	0	1
21 Kacey Murphy	3.32	5-0	17	8	1	1/1	0	40.2	37	15	15	18	54	6	0	5	.248	0	2	0	1	0
36 Cannon Chadwick	3.45	4-3	23	0	0	0/1	2	31.1	22	17	12	12	38	5	1	1	.193	7	9	1	2	2
30 Brenden Heiss	3.60	0-0	4	0	0	0/0	0	5.0	3	2	2	3	3	0	0	1	.188	0	1	0	0	0
27 Evan Lee	3.86	0-0	13	1	0	0/0	1	14.0	12	7	6	6	14	3	0	4	.218	2	1	0	0	1
5 Cody Scroggins	3.86	0-0	3	0	0	0/0	0	2.1	3	1	1	1	1	0	1	0	.273	1	1	0	0	0
46 Barrett Loseke	4.32	3-0	14	2	0	0/0	0	25.0	21	12	12	16	27	3	0	2	.231	3	4	0	0	3
25 Dominic Taccolini	4.47	4-1	17	5	0	0/1	2	46.1	38	24	23	25	42	5	0	3	.228	7	5	0	3	1
10 Josh Alberius	4.80	2-4	21	9	0	0/2	2	50.2	60	31	27	15	42	10	0	6	.305	0	3	0	3	1
29 Angus Denton	5.23	0-0	8	0	0	0/0	0	10.1	10	6	6	3	10	3	0	3	.244	0	1	0	0	0
35 Jacob Kostyshock	6.75	1-0	6	0	0	0/0	0	5.1	6	4	4	6	6	0	0	0	.286	1	2	0	0	1
37 Weston Rogers	7.71	1-0	11	0	0	0/0	0	11.2	12	11	10	7	13	5	0	1	.261	2	0	0	0	0
55 Isaiah Campbell	40.50	0-0	1	0	0	0/0	0	0.2	3	3	3	1	1	1	0	0	.600	1	0	0	0	0
Totals	3.60	42-17	59	59	2	6/4	11	520.0	451	233	208	189	557	82	4	47	.233	41	51	5	14	21
Opponents	6.37	17-42	59	59	2	3/2	11	500.1	582	398	354	237	425	87	12	80	.287	64	59	8	23	23

PB - Team (5), G. Koch 4, A. Gosser 1, Opp (18). Pickoffs - Team (10), J. Alberius 3, B. Knight 2, K. Murphy 2, C. Chadwick 1, K. Kopps 1, G. Koch 1, Opp (3). SBA/ATT - G. Koch (21-36), T. Stephan (10-11), J. Alberius (2-5), B. Knight (3-5), A. Gosser (4-4), K. Murphy (2-4), D. Taccolini (2-4), W. Rogers (3-3), K. Kopps (1-3), J. Reindl (1-3), C. Chadwick (0-2), B. Loseke (1-1), C. Shaddy (1-1), E. Lee (1-1).





2017 Arkansas Baseball Conference statistics for Arkansas (as of May 29, 2017) (SEC games only Sorted by Batting avg)



Record: 18-11 Home: 10-5 Away: 8-6 SEC: 18-11

Player	avg	gp-gs	ab	r	h	2b	3b	hr	rbi	tb	slg%	bb	hp	so	gdp	ob%	sf	sh	sb-att	po	a	e	fld%
9 Jax Biggers	.340	29-29	97	21	33	7	0	2	13	46	.474	11	1	16	0	.405	2	1	1-2	41	76	5	.959
8 Eric Cole	.315	25-24	92	12	29	8	0	1	9	40	.435	9	1	6	1	.382	0	2	1-2	22	0	0	1.000
17 Luke Bonfield	.304	29-29	115	14	35	4	0	5	19	54	.470	10	2	18	3	.367	1	1	1-2	33	0	1	.971
24 Chad Spanberger	.304	29-29	125	24	38	5	0	11	36	76	.608	8	1	35	1	.348	1	1	1-1	191	18	4	.981
20 Carson Shaddy	.288	29-29	111	17	32	5	1	4	20	51	.459	5	3	29	0	.331	2	0	1-3	47	70	8	.936
28 Dominic Fletcher	.284	28-27	102	15	29	0	0	5	12	44	.431	4	4	16	2	.330	2	3	0-1	73	1	1	.987
33 Grant Koch	.270	29-29	111	16	30	3	0	7	15	54	.486	12	1	24	4	.347	0	0	0-0	246	22	0	1.000
15 Jake Arledge	.243	28-28	107	19	26	2	1	0	9	30	.280	12	5	28	0	.347	0	3	3-4	61	0	0	1.000
3 Jared Gates	.233	22-21	73	10	17	1	0	3	6	27	.370	3	2	20	1	.282	0	1	0-0	10	27	1	.974

13 Jordan McFarland	.238	11-5	21	3	5	0	0	0	1	5	.238	1	0	8	0	.273	0	0	0-0	20	0	2	.909
42 Jaxon Williams	.231	6-2	13	0	3	0	0	0	1	3	.231	2	0	6	0	.333	0	0	0-0	2	4	0	1.000
27 Evan Lee	.222	6-2	9	3	2	0	0	0	0	2	.222	5	0	1	0	.500	0	0	0-0	0	0	0	.000
44 Alex Gosser	.200	4-1	5	1	1	0	0	1	1	4	.800	1	0	1	0	.333	0	0	0-0	7	0	0	1.000
4 Matt Burch	.000	7-4	13	0	0	0	0	0	0	0	.000	0	0	4	0	.000	0	0	0-0	0	0	0	.000
7 Jack Kenley	.000	18-2	12	1	0	0	0	0	0	0	.000	0	1	7	0	.077	0	2	0-0	1	11	0	1.000
36 Cannon Chadwick	.000	1-0	0	0	0	0	0	0	0	0	.000	0	0	0	0	.000	0	0	0-0	2	2	0	1.000
Totals	.278	29	1006	156	280	35	2	39	142	436	.433	83	21	219	12	.343	8	14	8-15	765	258	23	.978
Opponents	.251	29	964	132	242	48	1	30	119	382	.396	91	27	256	23	.330	8	9	18-26	755	277	27	.975

LOB - Team (224), Opp (202). DPs turned - Team (26), Opp (15). CI - Team (0), Opp (3). IBB - Team (5), J. Arledge 1, D. Fletcher 1, C Spanberger 1, C. Shaddy 1, L. Bonfield 1. Picked off - L. Bonfield 1, J. Arledge 1.

(SEC games only Sorted by Earned run avg)

Player	era	w-l	app	gs	cg	sho	sv	ip	h	r	er	bb	so	2b	3b	hr	b/avg	wp	hp	bk	sfa	sha
34 Jake Reindl	0.93	3-1	10	0	0	0/0	2	29.0	19	5	3	9	34	7	0	0	.188	2	1	0	1	2
16 Blaine Knight	3.38	6-3	10	10	0	0/1	0	58.2	48	22	22	15	56	9	0	7	.219	4	2	3	1	1
48 Trevor Stephan	4.36	2-3	10	10	1	1/0	0	53.2	51	29	26	8	71	8	1	6	.246	2	9	0	1	3

32 Matt Cronin	0.00	0-0	2	0	0	0/0	0	1.1	1	0	0	1	1	0	0	0	.333	0	1	0	0	1
35 Jacob Kostyshock	0.00	0-0	1	0	0	0/0	0	0.0	0	0	0	2	0	0	0	0		0	0	0	0	0
45 Kevin Kopps	3.24	2-0	10	0	0	0/1	1	25.0	25	9	9	10	22	4	0	1	.272	3	2	0	0	0
36 Cannon Chadwick	4.42	2-2	12	0	0	0/0	2	18.1	10	12	9	9	21	2	0	0	.154	5	7	1	1	0
25 Dominic Taccolini	4.44	1-1	8	2	0	0/0	2	24.1	20	13	12	13	16	3	0	3	.230	3	2	0	2	0
27 Evan Lee	4.91	0-0	5	0	0	0/0	1	3.2	3	2	2	1	3	2	0	1	.214	0	0	0	0	0
46 Barrett Loseke	5.40	0-0	5	0	0	0/0	0	3.1	7	2	2	3	3	1	0	0	.412	2	0	0	0	1
10 Josh Alberius	6.38	2-1	9	6	0	0/0	0	24.0	37	18	17	8	16	6	0	5	.363	0	1	0	1	1
29 Angus Denton	7.94	0-0	1	0	0	0/0	0	5.2	7	5	5	2	5	3	0	2	.292	0	0	0	0	0
21 Kacey Murphy	13.50	0-0	6	1	0	0/0	0	6.2	12	10	10	6	6	2	0	4	.429	0	2	0	1	0
37 Weston Rogers	33.75	0-0	2	0	0	0/0	0	1.1	2	5	5	4	2	1	0	1	.400	1	0	0	0	0
Totals	4.31	18-11	29	29	1	2/1	8	255.0	242	132	122	91	256	48	1	30	.251	22	27	4	8	9
Opponents	4.97	11-18	29	29	2	1/0	5	251.2	280	156	139	83	219	35	2	39	.278	32	21	2	8	14

PB - Team (4), G. Koch 3, A. Gosser 1, Opp (9). Pickoffs - Team (5), J. Alberius 2, K. Murphy 1, B. Knight 1, G. Koch 1, Opp (2). SBA/ATT - G. Koch (18-26), T. Stephan (9-10), B. Knight (3-5), D. Taccolini (1-3), J. Alberius (2-3), J. Reindl (1-2),





2017 Arkansas Baseball Miscellaneous Stats for Arkansas (as of May 29, 2017) (All games)



Starting Lineup By Position (Team W-L record when starter)

PITCHER:

16 Blaine Knight	15 (10-5)
48 Trevor Stephan	15 (10-5)
10 Josh Alberius	9 (4-5)
21 Kacey Murphy	8 (8-0)
25 Dominic Taccolini	5 (4-1)
45 Kevin Kopps	4 (3-1)
46 Barrett Loseke	2 (2-0)
27 Evan Lee	1 (1-0)

CATCHER:

33 Grant Koch	54 (37-17)
44 Alex Gosser	5 (5-0)

FIRST BASE:

24 Chad Spanberger	43 (29-14)
13 Jordan McFarland	16 (13-3)

SECOND BASE:

20 Carson Shaddy	51 (36-15)
42 Jaxon Williams	8 (6-2)

THIRD BASE:

3 Jared Gates	32 (22-10)
6 Hunter Wilson	9 (7-2)
24 Chad Spanberger	7 (6-1)
20 Carson Shaddy	5 (3-2)
4 Matt Burch	3 (3-0)
7 Jack Kenley	3 (1-2)

SHORTSTOP:

9 Jax Biggers	57 (40-17)
7 Jack Kenley	1 (1-0)
6 Hunter Wilson	1 (1-0)

LEFT FIELD:

17 Luke Bonfield	36 (27-9)
15 Jake Arledge	22 (14-8)
8 Eric Cole	1 (1-0)

CENTER FIELD:

28 Dominic Fletcher	51 (35-16)
15 Jake Arledge	7 (6-1)
8 Eric Cole	1 (1-0)

RIGHT FIELD:

8 Eric Cole	30 (21-9)
15 Jake Arledge	25 (17-8)
24 Chad Spanberger	3 (3-0)
27 Evan Lee	1 (1-0)

DESIGNATED HITTER:

17 Luke Bonfield	23 (15-8)
8 Eric Cole	14 (10-4)
27 Evan Lee	7 (6-1)
4 Matt Burch	4 (3-1)
33 Grant Koch	4 (4-0)
13 Jordan McFarland	3 (2-1)
42 Jaxon Williams	2 (1-1)
44 Alex Gosser	1 (0-1)
20 Carson Shaddy	1 (1-0)

Starting Lineup By Lineup Spot (Team W-L record when starter)

LEADOFF:

15 Jake Arledge	41 (28-13)
8 Eric Cole	16 (12-4)
27 Evan Lee	1 (1-0)
24 Chad Spanberger	1 (1-0)

2ND SPOT:

24 Chad Spanberger	46 (32-14)
8 Eric Cole	5 (3-2)
15 Jake Arledge	3 (2-1)
9 Jax Biggers	2 (2-0)
27 Evan Lee	2 (2-0)
17 Luke Bonfield	1 (1-0)

3RD SPOT:

17 Luke Bonfield	58 (41-17)
33 Grant Koch	1 (1-0)

CLEANUP:

33 Grant Koch	50 (36-14)
28 Dominic Fletcher	5 (4-1)
3 Jared Gates	3 (2-1)
20 Carson Shaddy	1 (0-1)

5TH SPOT:

28 Dominic Fletcher	29 (19-10)
20 Carson Shaddy	13 (12-1)
3 Jared Gates	11 (6-5)
8 Eric Cole	2 (2-0)
33 Grant Koch	2 (1-1)
13 Jordan McFarland	1 (1-0)
27 Evan Lee	1 (1-0)

6TH SPOT:

20 Carson Shaddy	41 (27-14)
8 Eric Cole	5 (3-2)
3 Jared Gates	5 (5-0)
9 Jax Biggers	4 (3-1)
28 Dominic Fletcher	2 (2-0)
4 Matt Burch	1 (1-0)
13 Jordan McFarland	1 (1-0)

7TH SPOT:

8 Eric Cole	13 (10-3)
13 Jordan McFarland	8 (7-1)
3 Jared Gates	5 (3-2)
24 Chad Spanberger	5 (4-1)
33 Grant Koch	5 (3-2)
28 Dominic Fletcher	4 (3-1)
9 Jax Biggers	4 (2-2)
4 Matt Burch	4 (3-1)
42 Jaxon Williams	3 (2-1)
44 Alex Gosser	3 (2-1)
27 Evan Lee	2 (1-1)
20 Carson Shaddy	2 (1-1)
15 Jake Arledge	1 (1-0)

8TH SPOT:

28 Dominic Fletcher	11 (7-4)
13 Jordan McFarland	9 (6-3)
3 Jared Gates	8 (6-2)
9 Jax Biggers	8 (7-1)
42 Jaxon Williams	5 (3-2)
15 Jake Arledge	5 (3-2)
8 Eric Cole	5 (3-2)
44 Alex Gosser	3 (3-0)
27 Evan Lee	2 (2-0)
24 Chad Spanberger	1 (1-0)
4 Matt Burch	1 (1-0)
7 Jack Kenley	1 (0-1)

9TH SPOT:

8 Eric Cole	22 (22-13)
-------------	------------



2017 Arkansas Baseball Games Summary for Arkansas (as of May 29, 2017) (All games)



Score by innings	1	2	3	4	5	6	7	8	9	EX	Total
Arkansas	40	56	61	37	65	52	45	22	16	4	398
Opponents	29	35	31	14	20	26	25	31	22	0	233

Record when ...

Overall	42-17	After 6 leading	37-2
Conference	18-11 trailing	5-15
Non-Conference	24-6 tied	0-0
Home games	27-6	After 7 leading	33-2
Away games	10-7 trailing	1-15
Neutral site	5-4 tied	5-0
Day games	23-10	After 8 leading	35-2
Night games	19-7 trailing	0-15
vs Left starter	12-5 tied	4-0
vs Right starter	30-12		
1-Run games	7-3	Hit 0 home runs	7-8
2-Run games	4-3	... 1 home run	15-8
5+Run games	23-6	... 2+ home runs	20-1
Extra innings	3-0		
Shutouts	6-3	Opponent 0 home runs	20-9
	 1 home run	15-2
Scoring 0-2 runs	2-11 2+ HRs	7-6
..... 3-5 runs	9-4		
..... 6-9 runs	15-2	Made 0 errors	20-5
..... 10+ runs	16-0 1 error	15-6
	 2+ errors	7-6
Opponent 0-2 runs	21-1		
..... 3-5 runs	15-8	Opp. made 0 errors	12-11
..... 6-9 runs	5-5 1 error	11-4
..... 10+ runs	1-3 2+ errors	19-2
Scored in 1st inning	15-3	Out-hit opponent	33-2
Opp. scored in 1st	10-5	Out-hit by opponent	6-14
Scores first	28-8	Hits are tied	3-1
Opp. scores first	14-9		

Record when team scores:

Runs	0	1	2	3	4	5	6	7	8	9	10+
W-L	0-3	0-3	2-5	3-3	1-1	5-0	4-1	5-0	2-1	4-0	16-0

Record when opponent scores:

Runs	0	1	2	3	4	5	6	7	8	9	10+
W-L	6-0	7-0	8-1	6-2	6-4	3-2	1-1	2-2	2-1	0-1	1-3

Record when leading after:

Inn.	1	2	3	4	5	6	7	8
W-L	14-2	24-3	27-4	27-3	31-3	37-2	33-2	35-2

Record when trailing after:

Inn.	1	2	3	4	5	6	7	8
W-L	7-5	6-9	7-10	7-11	6-12	5-15	1-15	0-15

Record when tied after:

Inn.	1	2	3	4	5	6	7	8
W-L	21-10	12-5	8-3	8-3	5-2	0-0	5-0	4-0

Current losing streak: 1
Longest winning streak: 7
Longest losing streak: 2

Home attendance : 239382 (30 dates avg = 7979)
Away attendance : 106569 (26 dates avg = 4098)
Total attendance: 345951 (56 dates avg = 6177)



#48 TREVOR

STEPHAN

RHP • 6-5 • 225 • JUNIOR

MAGNOLIA, TEXAS

HILL COLLEGE



CAREER HIGHS

Category	High	Opponent (Last)	Date
Innings	8.1	Rhode Island	3/10/17
Longest Start	8.1	Rhode Island	3/10/17
Shortest Start	1.1	at Alabama	4/1/17
Longest Relief	--	--	--
Hits	8	vs. Mississippi State	5/25/17
Runs	4	4x (Ole Miss)	4/28/17
Earned Runs	4	2x (at Alabama)	4/1/17
Walks	4	Bryant	2/18/17
Strikeouts	13	Rhode Island	3/10/17

BIO

HILL COLLEGE

Selected as a NJCAC first team All-Conference player ... Went 8-1 with five saves as a sophomore ... Posted a 2.88 earned run average with 88 strikeouts compared to 22 walks in 68.2 innings ... Helped lead Hill to a 39-21 record and a third-place finish at the NJCAA Region V tournament ... Played first base and third base at West High School in Magnolia, Texas.

IN THE DRAFT

2016 - Boston Red Sox, 18th round (538 overall)

PERSONAL

Son of Bill and Ashley Stephan ... Has one brother, Mitch ... Majoring in sport management.

2017 HIGHLIGHTS

- Won first Division I start vs. Miami (Ohio) after a 4.0 inning outing and giving up just one earned run and striking out five.
- Threw 103 pitches in a 13-7 victory over Bryant, his second start of the year.
- Garnered his second victory with a 5.2 inning outing, with a, then, season-high six strikeouts.
- Added to his team-leading third victory against Nebraska in the Frisco Classic with a 6.0 inning performance and eight strikeouts.
- Pitched a perfect game into the 7th inning against Rhode Island, before a runner reached on an error. Ended up throwing into the ninth inning before being relieved. Tallied a career-high 13 strikeouts, the most since Jess Todd had 17 against South Carolina in the 2007 SEC Tournament.
- Garnered his fourth victory of the year, and first SEC victory, after going 6.1 innings against Mississippi State, allowing just two earned runs and striking out eight.
- Joined Blaine Knight with his second 10+ strikeout performance of the year, coming against No. 18 Missouri.
- Notched his second outing of seven or more innings after going 7.0 innings with just two runs allowed and seven strikeouts against No. 13 LSU.
- Threw a complete (7 innings) game shutout against Tennessee, totaling 11 strikeouts, his second-highest total in a game this season and one-hitting the Vols.
- Has three performances of 10+ strikeouts this year (Rhode Island, at Missouri, at Tennessee), two have been on the road.
- Threw the first one-hitter for Arkansas since Brett Eibner in 2009.
- Named SEC Pitcher of the Week and NCBWA National Pitcher of the Week after complete-game one-hitter against Tennessee.
- Threw a season-high 111 pitches against Vanderbilt (May 12), striking out 11 over seven innings for the second-straight game

STEPHAN'S CAREER APPEARANCES

Trevor Stephan 2017 Game-By-Game (Junior)
(15 Appearances, 15 Starts)

Date	Opponent	IP	H	R-ER	BB	K	Pitches	Result
2/18/17	Miami (Ohio)*	4.0	3	1-1	0	5	61	W, 1-0
2/25/17	Bryant*	5.2	2	0-0	4	6	103	W, 2-0
3/4/17	vs. Nebraska*	6.0	3	2-1	3	8	103	W, 3-0
3/10/17	Rhode Island*	8.1	2	2-0	0	13	103	ND
3/18/17	Mississippi St.*	6.1	7	4-2	1	8	98	W, 4-0
3/25/17	at #18 Missouri*	5.1	6	4-4	1	10	107	L, 4-1
4/1/17	at Alabama	1.1	4	4-4	1	0	28	L, 4-2
4/8/17	#13 LSU*	7.0	5	2-2	0	7	105	ND
4/14/17	Georgia*	4.2	5	2-2	0	6	82	ND
4/22/17	at #10 Auburn*	1.1	5	3-3	1	3	50	ND
4/28/17	Ole Miss*	6.0	7	4-3	1	5	93	L, 4-3
5/6/17	at Tennessee*	7.0	1	0-0	2	11	101	W, 5-3
5/12/17	#25 Vanderbilt*	7.0	6	3-3	0	11	111	ND
5/18/17	at #22 Texas A&M*	7.2	5	3-3	1	10	106	ND
5/25/17	vs. Mississippi St.*	6.0	8	1-1	2	5	85	ND
TOTALS	15 G, 15 GS	83.2	69	35-29	17	108		5-3

#16 BLAINE

KNIGHT

RHP • 6-3 • 165 • SOPHOMORE

BRYANT, ARKANSAS

BRYANT HS



CAREER HIGHS

Category	High	Opponent (Last)	Date
Innings	8.0	at Alabama	3/31/17
Longest Start	8.0	at Alabama	3/31/17
Shortest Start	2.0	2x (at Ok. St.)	3/29/16
Longest Relief	4.1	W. Illinois	3/12/16
Hits	8	at #10 Auburn	4/21/17
Runs	8	at #10 Auburn	4/21/17
Earned Runs	8	at #10 Auburn	4/21/17
Walks	4	at #10 Auburn	4/21/17
Strikeouts	11	Mississippi State	3/17/17

CAREER VS. 2017 OPPONENTS

Team	ERA	W-L	G-GS	IP	H	R	ER	BB-K
Oklahoma St.	12.85	0-0	2-1	2.1	4	3	3	1-1
ULM	0.00	0-0	1-1	3.0	1	0	0	1-3
Miss. St.	2.25	0-0	1-1	4.0	5	2	1	1-1
Missouri	3.00	0-0	1-0	3.1	4	1	1	1-2
Grambling	0.00	0-0	1-0	2.0	3	0	0	0-0
Alabama	4.29	0-0	1-1	4.2	4	2	2	1-4
LSU	0.00	0-0	1-0	3.2	6	5	0	2-8
Ole Miss	0.00	0-0	1-0	4.0	3	0	0	1-6
Texas A&M	4.29	0-1	2-0	2.1	3	2	1	0-1

2016 HIGHLIGHTS

- Made 18 appearances on the mound, good for third-highest on the team.
- Was part of the opening weekend rotation against Central Michigan.
- Compiled a 2.98 ERA, the lowest ERA among Razorback pitchers with 10 or more appearances.
- Had one save in his 11 relief appearances.
- Struck out 46 batters and walked just 14 over his 48.1 innings of work.
- Ranked third on the team in strikeouts.
- Improved in SEC action with a 1.78 ERA over 25.1 innings.
- His ERA was the lowest on team among pitchers with 10 innings or more in SEC play.
- Gave up just five earned runs in nine conference appearances and struck out 25 batters.
- Made first collegiate start vs. Central Michigan (Feb. 20), going 5.0 innings and giving up just two earned runs, while striking out three in his first career win. Seven of his final nine appearances came in relief.
- Had stretch of eight-straight games without giving up an earned run.
- During the eight-game stretch, he only allowed one unearned run on 11 hits and struck out 14.
- Had one of the best outings of the year at No. 13 LSU, going 3.2 innings out of the bullpen and striking out a season-high eight batters.
- Picked up only save against No. 18 Oklahoma State, getting final out on three pitches.
- Never allowed more than two walks in an outing.
- Recorded five or more strikeouts vs. Western Illinois (March 12), at No. 14 Ole Miss (April 8), and at No. 13 LSU (May 7).

KNIGHT'S CAREER APPEARANCES

Blaine Knight 2016 Game-By-Game (Freshman)
(18 Appearances, 7 Starts)

Date	Opponent	IP	H	R-ER	BB	K	Result
2/20/16	Central Michigan*	5.0	4	2-2	0	3	W, 1-0
2/27/16	vs. #9 Houston*	2.0	4	1-1	1	3	ND
3/5/16	Eastern Illinois*	3.1	7	5-5	1	4	ND
3/12/16	Western Illinois	4.1	3	0-0	2	5	W, 2-0
3/16/16	Grambling St.	2.0	3	0-0	0	0	ND
3/29/16	at #16 Oklahoma St.*	2.0	4	3-3	1	1	ND
4/2/16	Missouri	3.1	4	1-1	1	2	ND
4/8/16	at #14 Ole Miss	4.0	3	0-0	1	6	ND
4/12/16	ULM*	3.0	1	0-0	1	3	ND
4/16/16	#2 Florida	1.0	2	1-0	1	1	ND
4/19/16	#25 Creighton	1.0	1	0-0	0	2	ND
4/23/16	at #12 Kentucky	2.1	3	0-0	1	2	ND
4/26/16	#18 Oklahoma St.	0.1	0	0-0	0	0	ND
4/30/16	#2 Texas A&M	1.0	1	0-0	0	0	ND
4/30/16	#2 Texas A&M	1.1	2	2-1	0	1	L, 2-1
5/7/16	at #13 LSU	3.2	6	5-0	2	8	ND
5/15/16	Alabama*	4.2	4	2-2	1	4	ND
5/21/16	at #4 Mississippi St.*	4.0	5	2-1	1	1	ND
TOTALS	18 G, 7 GS	48.1	57	24-16	14	46	2-1

Blaine Knight 2017 Game-By-Game (Sophomore)
(15 Appearances, 15 Starts)

Date	Opponent	IP	H	R-ER	BB	K	Pitches	Result
2/17/17	Miami (Ohio)*	4.0	3	0-0	0	5	72	W, 1-0
2/24/17	Bryant*	5.0	4	3-3	1	4	79	ND
3/3/17	vs. #5 Arizona*	6.0	5	2-1	0	10	81	L, 1-1
3/10/17	Rhode Island*	4.1	6	2-2	0	4	56	ND
3/17/17	Mississippi St.*	7.0	3	1-1	0	11	104	W, 2-1
3/24/17	at #18 Missouri*	6.0	5	2-2	1	7	88	W, 3-1
3/31/17	at Alabama*	8.0	3	1-1	0	7	95	W, 4-1
4/7/17	#13 LSU*	6.0	3	0-0	3	6	97	W, 5-1
4/13/17	Georgia*	6.0	5	1-1	1	5	88	W, 6-1
4/21/17	at #10 Auburn*	2.1	8	8-8	4	1	65	L, 6-2
4/27/17	Ole Miss*	7.1	7	5-5	2	10	110	L, 6-3
5/4/17	at Tennessee*	5.0	5	3-3	1	2	76	ND
5/13/17	#25 Vanderbilt*	5.0	6	1-1	3	5	93	L, 6-4
5/20/17	at #22 Texas A&M*	6.0	3	0-0	0	2	69	W, 7-4
5/26/17	vs. Mississippi St.*	6.2	5	2-1	1	9	91	W, 8-4
TOTALS	15 G, 15 GS	84.2	71	31-29	17	88		8-4

2017 HIGHLIGHTS

- Named Opening Day starter vs. Miami (Ohio).
- Won his first start of the year for the second straight season after a four-inning, five-strikeout performance against the RedHawks.
- Went five innings in his second start of the year against Bryant, striking out four and walking only one.
- Had, at the time, a career-high in innings for the second straight game by going 6.0 against No. 5 Arizona at the Frisco Classic.
- Struck out 10 Wildcat batters in the outing, his first of two 10+ K outings this year.
- At the time, held Arizona to its lowest run total of the season when allowing just two runs, one being earned. The Wildcats were averaging more than 11 runs per game before facing Knight.
- Threw seven innings on 104 pitches and struck out a career-high 11 batters against Mississippi State, earning his second victory of the year.
- Became the first Razorback since Drew Smyly in 2010 to record multiple 10+ strikeout games in the same season.
- Sat through a two-hour rain delay in game one against Missouri and still pitched six innings, striking out seven for his second-straight victory.
- Threw a career-high eight innings against Alabama, giving up just a single earned run, his fourth outing of one or less earned run allowed.
- Has recorded six or more strikeouts in five of his nine conference starts (Mississippi State, Missouri, Alabama, LSU, Ole Miss).
- Picked up his fourth-straight win after a six-inning outing of no runs given up and just three hits with six strikeouts against No. 13 LSU.
- Named to 2017 Golden Spikes Midseason Award Watch List.
- Notched his third 10+ strikeout game of the season against Ole Miss, becoming the first Razorback since Jess Todd in 2007 to have three or more 10-strikeout performances in a single season.
- Has already surpassed his win total, innings pitched, strikeouts, and is holding opponents to a lower batting average (.232) than his freshman season.

Game-By-Game Batting Order

2017 RECORD: 42-17 • HOME: 27-6 • AWAY: 10-7 • NEUTRAL: 5-4 • SEC: 18-11

Date	Opposing team	1	2	3	4	5	6	7	8	9
Feb. 17, 2017	MIAMI (OHIO)	Cole	Biggers	Bonfield	Koch	Fletcher	Shaddy	Spanberger	Arledge	Wilson
Feb. 18, 2017	MIAMI (OHIO)	Arledge	Cole	Bonfield	Koch	Fletcher	Shaddy	McFarland	Spanberger	Biggers
Feb. 19, 2017	MIAMI (OHIO)	Cole	Biggers	Bonfield	Koch	Fletcher	Shaddy	Spanberger	Burch	Wilson
Feb. 24, 2017	BRYANT	Cole	Lee	Bonfield	Koch	Fletcher	Shaddy	Spanberger	Biggers	Wilson
Feb. 25, 2017	BRYANT	Cole	Arledge	Bonfield	Koch	Fletcher	Shaddy	McFarland	Biggers	Williams
Feb. 26, 2017	BRYANT	Arledge	Lee	Bonfield	Koch	Fletcher	Shaddy	Spanberger	Biggers	Wilson
Feb. 28, 2017	at Louisiana Tech	Arledge	Cole	Bonfield	Koch	Fletcher	Shaddy	Spanberger	Williams	Biggers
March 1, 2017	at Louisiana Tech	Cole	Arledge	Bonfield	Koch	Fletcher	Shaddy	Biggers	McFarland	Wilson
March 3, 2017	vs. No. 5 Arizona	Cole	Arledge	Bonfield	Koch	Fletcher	Shaddy	Biggers	McFarland	Wilson
March 4, 2017	vs. Nebraska	Arledge	Spanberger	Bonfield	Koch	Fletcher	Shaddy	Lee	McFarland	Biggers
March 5, 2017	vs. No. 14 Oklahoma State	Arledge	Cole	Bonfield	Koch	Fletcher	Shaddy	McFarland	Williams	Biggers
March 7, 2017	ULM	Cole	Spanberger	Bonfield	Koch	Lee	Shaddy	Gosser	Biggers	Wilson
March 8, 2017	ULM	Arledge	Spanberger	Bonfield	Koch	Fletcher	Shaddy	McFarland	Biggers	Williams
March 10, 2017	RHODE ISLAND-1	Arledge	Cole	Bonfield	Koch	Shaddy	Fletcher	McFarland	Williams	Biggers
March 10, 2017	RHODE ISLAND-2	Arledge	Spanberger	Bonfield	Koch	Fletcher	Shaddy	Gosser	Biggers	Wilson
March 12, 2017	RHODE ISLAND	Arledge	Spanberger	Bonfield	Koch	Fletcher	Shaddy	Lee	Biggers	Wilson
March 14, 2017	ALCORN STATE	Arledge	Cole	Bonfield	Koch	McFarland	Burch	Williams	Gosser	Wilson
March 15, 2017	ALCORN STATE	Arledge	Spanberger	Bonfield	Koch	Fletcher	McFarland	Burch	Williams	Biggers
March 17, 2017	MISSISSIPPI STATE	Arledge	Spanberger	Bonfield	Koch	Fletcher	Shaddy	Burch	Williams	Biggers
March 18, 2017	MISSISSIPPI STATE	Arledge	Spanberger	Bonfield	Koch	Fletcher	Shaddy	Burch	Cole	Biggers
March 19, 2017	MISSISSIPPI STATE	Arledge	Spanberger	Bonfield	Koch	Shaddy	Fletcher	McFarland	Cole	Biggers
March 22, 2017	NEW ORLEANS	Arledge	Spanberger	Bonfield	Koch	Shaddy	Cole	Gates	McFarland	Biggers
March 24, 2017	at No. 18 Missouri	Arledge	Spanberger	Bonfield	Koch	Fletcher	Shaddy	Cole	Gates	Biggers
March 25, 2017	at No. 18 Missouri	Arledge	Spanberger	Bonfield	Koch	Fletcher	Shaddy	Burch	Kenley	Biggers
March 26, 2017	at No. 18 Missouri	Arledge	Spanberger	Bonfield	Koch	Fletcher	Shaddy	Cole	McFarland	Biggers
March 31, 2017	at Alabama	Arledge	Spanberger	Bonfield	Koch	Fletcher	Shaddy	Cole	Gates	Biggers
April 1, 2017	at Alabama	Arledge	Spanberger	Bonfield	Koch	Fletcher	Shaddy	Williams	McFarland	Biggers
April 2, 2017	at Alabama	Arledge	Spanberger	Bonfield	Koch	Fletcher	Shaddy	Cole	Gates	Biggers
April 4, 2017	GRAND CANYON-1	Arledge	Spanberger	Bonfield	Koch	Gates	Shaddy	Cole	Lee	Biggers
April 5, 2017	GRAND CANYON-2	Spanberger	Bonfield	Koch	Fletcher	Shaddy	Gates	McFarland	Gosser	Kenley
April 7, 2017	NO. 13 LSU	Arledge	Spanberger	Bonfield	Koch	Fletcher	Shaddy	Gates	Cole	Biggers
April 8, 2017	NO. 13 LSU	Arledge	Spanberger	Bonfield	Koch	Fletcher	Shaddy	Gates	Cole	Biggers
April 9, 2017	NO. 13 LSU	Arledge	Spanberger	Bonfield	Koch	Fletcher	Shaddy	Gates	Cole	Biggers
April 11, 2017	at No. 28 Missouri State	Arledge	Spanberger	Bonfield	Koch	Shaddy	Gates	Williams	McFarland	Biggers
April 13, 2017	GEORGIA	Arledge	Spanberger	Bonfield	Koch	Shaddy	Gates	McFarland	Fletcher	Biggers
April 14, 2017	GEORGIA	Arledge	Spanberger	Bonfield	Koch	Shaddy	Gates	Cole	Fletcher	Biggers
April 15, 2017	GEORGIA	Lee	Spanberger	Bonfield	Koch	Gates	Shaddy	Cole	Fletcher	Biggers
April 18, 2017	MEMPHIS	Arledge	Spanberger	Bonfield	Koch	Gates	Shaddy	Cole	Fletcher	Biggers
April 19, 2017	MEMPHIS	Arledge	Spanberger	Bonfield	Gates	Shaddy	Cole	Fletcher	Gosser	Biggers
April 21, 2017	at No. 10 Auburn	Arledge	Spanberger	Bonfield	Koch	Gates	Shaddy	Cole	Fletcher	Biggers
April 22, 2017	at No. 10 Auburn	Arledge	Spanberger	Bonfield	Gates	Koch	Cole	Shaddy	Fletcher	Biggers
April 23, 2017	at No. 10 Auburn	Arledge	Spanberger	Bonfield	Gates	Koch	Cole	Shaddy	Fletcher	Biggers
April 25, 2017	vs. Kansas State	Arledge	Spanberger	Bonfield	Koch	Gates	Shaddy	Cole	McFarland	Biggers
April 27, 2017	OLE MISS	Arledge	Spanberger	Bonfield	Koch	Gates	Shaddy	Cole	Fletcher	Biggers
April 28, 2017	OLE MISS-1	Arledge	Spanberger	Bonfield	Shaddy	Gates	Cole	Koch	McFarland	Biggers
April 28, 2017	OLE MISS-2	Cole	Spanberger	Bonfield	Koch	Shaddy	Gates	Arledge	Lee	Biggers
May 4, 2017	at Tennessee	Cole	Spanberger	Bonfield	Koch	Gates	Shaddy	Fletcher	Arledge	Biggers
May 6, 2017	at Tennessee	Cole	Spanberger	Bonfield	Koch	Gates	Shaddy	Fletcher	Arledge	Biggers
May 12, 2017	NO. 25 VANDERBILT	Arledge	Spanberger	Bonfield	Koch	Gates	Shaddy	Cole	Fletcher	Biggers
May 13, 2017	NO. 25 VANDERBILT	Arledge	Spanberger	Bonfield	Koch	Gates	Shaddy	Gosser	Fletcher	Biggers
May 14, 2017	NO. 25 VANDERBILT	Arledge	Spanberger	Bonfield	Koch	Gates	Shaddy	Cole	Fletcher	Biggers
May 18, 2017	at No. 22 Texas A&M	Arledge	Spanberger	Bonfield	Koch	Cole	Shaddy	Fletcher	Biggers	Kenley
May 19, 2017	at No. 22 Texas A&M	Arledge	Spanberger	Bonfield	Koch	Fletcher	Shaddy	Cole	Gates	Biggers
May 20, 2017	at No. 22 Texas A&M	Cole	Spanberger	Bonfield	Koch	Fletcher	Shaddy	Biggers	Arledge	Burch
May 25, 2017	vs. Mississippi State	Cole	Spanberger	Bonfield	Koch	Fletcher	Shaddy	Biggers	Arledge	Kenley
May 25, 2017	vs. Auburn	Cole	Spanberger	Bonfield	Fletcher	Shaddy	Biggers	Koch	Gates	Arledge
May 26, 2017	vs. Mississippi State	Cole	Spanberger	Bonfield	Fletcher	Shaddy	Biggers	Koch	Gates	Arledge
May 27, 2017	vs. Florida	Cole	Spanberger	Bonfield	Fletcher	Shaddy	Biggers	Koch	Gates	Arledge
May 28, 2017	vs. LSU	Cole	Spanberger	Bonfield	Fletcher	Shaddy	Biggers	Koch	Gates	Arledge

Defensive Starting Lineups

2017 RECORD: 42-17 • HOME: 27-6 • AWAY: 10-7 • NEUTRAL: 5-4 • SEC: 18-11

Date	Opposing team	C	1B	2B	3B	SS	LF	CF	RF	DH
Feb. 17, 2017	MIAMI (OHIO)	Koch	Spanberger	Shaddy	Wilson	Biggers	Bonfield	Fletcher	Arledge	Cole
Feb. 18, 2017	MIAMI (OHIO)	Koch	McFarland	Shaddy	Spanberger	Biggers	Arledge	Fletcher	Cole	Bonfield
Feb. 19, 2017	MIAMI (OHIO)	Koch	Spanberger	Shaddy	Wilson	Biggers	Bonfield	Fletcher	Cole	Burch
Feb. 24, 2017	BRYANT	Koch	Spanberger	Shaddy	Wilson	Biggers	Bonfield	Fletcher	Cole	Lee
Feb. 25, 2017	BRYANT	Koch	McFarland	Williams	Shaddy	Biggers	Arledge	Fletcher	Cole	Bonfield
Feb. 26, 2017	BRYANT	Koch	Spanberger	Shaddy	Wilson	Biggers	Bonfield	Fletcher	Arledge	Lee
Feb. 28, 2017	at Louisiana Tech	Koch	Spanberger	Williams	Shaddy	Biggers	Bonfield	Fletcher	Arledge	Cole
March 1, 2017	at Louisiana Tech	Koch	McFarland	Shaddy	Wilson	Biggers	Arledge	Fletcher	Cole	Bonfield
March 3, 2017	vs. No. 5 Arizona	Koch	McFarland	Shaddy	Wilson	Biggers	Arledge	Fletcher	Cole	Bonfield
March 4, 2017	vs. Nebraska	Koch	McFarland	Shaddy	Spanberger	Biggers	Bonfield	Fletcher	Arledge	Lee
March 5, 2017	vs. No. 14 Oklahoma State	Koch	McFarland	Williams	Shaddy	Biggers	Arledge	Fletcher	Cole	Bonfield
March 7, 2017	ULM	Gosser	Spanberger	Shaddy	Wilson	Biggers	Bonfield	Cole	Lee	Koch
March 8, 2017	ULM	Koch	McFarland	Williams	Spanberger	Biggers	Bonfield	Fletcher	Arledge	Shaddy
March 10, 2017	RHODE ISLAND-1	Koch	McFarland	Williams	Shaddy	Biggers	Bonfield	Fletcher	Arledge	Cole
March 10, 2017	RHODE ISLAND-2	Gosser	Spanberger	Shaddy	Wilson	Biggers	Bonfield	Fletcher	Arledge	Koch
March 12, 2017	RHODE ISLAND	Koch	Spanberger	Shaddy	Wilson	Biggers	Bonfield	Fletcher	Arledge	Lee
March 14, 2017	ALCORN STATE	Gosser	McFarland	Williams	Burch	Wilson	Bonfield	Arledge	Cole	Koch
March 15, 2017	ALCORN STATE	Koch	McFarland	Williams	Spanberger	Biggers	Bonfield	Fletcher	Arledge	Burch
March 17, 2017	MISSISSIPPI STATE	Koch	Spanberger	Williams	Shaddy	Biggers	Bonfield	Fletcher	Arledge	Burch
March 18, 2017	MISSISSIPPI STATE	Koch	Spanberger	Shaddy	Burch	Biggers	Bonfield	Fletcher	Arledge	Cole
March 19, 2017	MISSISSIPPI STATE	Koch	McFarland	Shaddy	Spanberger	Biggers	Bonfield	Fletcher	Arledge	Cole
March 22, 2017	NEW ORLEANS	Koch	Spanberger	Shaddy	Gates	Biggers	Bonfield	Arledge	Cole	McFarland
March 24, 2017	at No. 18 Missouri	Koch	Spanberger	Shaddy	Gates	Biggers	Bonfield	Fletcher	Arledge	Cole
March 25, 2017	at No. 18 Missouri	Koch	Spanberger	Shaddy	Kenley	Biggers	Bonfield	Fletcher	Arledge	Burch
March 26, 2017	at No. 18 Missouri	Koch	McFarland	Shaddy	Spanberger	Biggers	Bonfield	Fletcher	Cole	Arledge
March 31, 2017	at Alabama	Koch	Spanberger	Shaddy	Gates	Biggers	Bonfield	Fletcher	Arledge	Cole
April 1, 2017	at Alabama	Koch	McFarland	Shaddy	Spanberger	Biggers	Bonfield	Fletcher	Arledge	Williams
April 2, 2017	at Alabama	Koch	Spanberger	Shaddy	Gates	Biggers	Arledge	Fletcher	Cole	Bonfield
April 4, 2017	GRAND CANYON	Koch	Spanberger	Shaddy	Gates	Biggers	Bonfield	Arledge	Cole	Lee
April 5, 2017	GRAND CANYON	Gosser	McFarland	Shaddy	Gates	Kenley	Bonfield	Fletcher	Spanberger	Koch
April 7, 2017	NO. 13 LSU	Koch	Spanberger	Shaddy	Gates	Biggers	Bonfield	Fletcher	Arledge	Cole
April 8, 2017	NO. 13 LSU	Koch	Spanberger	Shaddy	Gates	Biggers	Bonfield	Fletcher	Arledge	Cole
April 9, 2017	NO. 13 LSU	Koch	Spanberger	Shaddy	Gates	Biggers	Arledge	Fletcher	Cole	Bonfield
April 11, 2017	at No. 28 Missouri State	Koch	McFarland	Shaddy	Gates	Biggers	Bonfield	Arledge	Spanberger	Williams
April 13, 2017	GEORGIA	Koch	Spanberger	Shaddy	Gates	Biggers	Bonfield	Fletcher	Arledge	McFarland
April 14, 2017	GEORGIA	Koch	Spanberger	Shaddy	Gates	Biggers	Bonfield	Fletcher	Arledge	Cole
April 15, 2017	GEORGIA	Koch	Spanberger	Shaddy	Gates	Biggers	Bonfield	Fletcher	Cole	Lee
April 18, 2017	MEMPHIS	Koch	Spanberger	Shaddy	Gates	Biggers	Arledge	Fletcher	Cole	Bonfield
April 19, 2017	MEMPHIS	Gosser	Spanberger	Shaddy	Gates	Biggers	Bonfield	Fletcher	Arledge	Cole
April 21, 2017	at No. 10 Auburn	Koch	Spanberger	Shaddy	Gates	Biggers	Bonfield	Fletcher	Arledge	Cole
April 22, 2017	at No. 10 Auburn	Koch	Spanberger	Shaddy	Gates	Biggers	Arledge	Fletcher	Cole	Bonfield
April 23, 2017	at No. 10 Auburn	Koch	Spanberger	Shaddy	Gates	Biggers	Arledge	Fletcher	Cole	Bonfield
April 25, 2017	vs. Kansas State	Koch	McFarland	Shaddy	Gates	Biggers	Cole	Arledge	Spanberger	Bonfield
April 27, 2017	OLE MISS	Koch	Spanberger	Shaddy	Gates	Biggers	Bonfield	Fletcher	Arledge	Cole
April 28, 2017	OLE MISS-1	Koch	Spanberger	Shaddy	Gates	Biggers	Bonfield	Arledge	Cole	McFarland
April 28, 2017	OLE MISS-2	Koch	Spanberger	Shaddy	Gates	Biggers	Bonfield	Arledge	Cole	Lee
May 4, 2017	at Tennessee	Koch	Spanberger	Shaddy	Gates	Biggers	Arledge	Fletcher	Cole	Bonfield
May 6, 2017	at Tennessee	Koch	Spanberger	Shaddy	Gates	Biggers	Arledge	Fletcher	Cole	Bonfield
May 12, 2017	NO. 25 VANDERBILT	Koch	Spanberger	Shaddy	Gates	Biggers	Arledge	Fletcher	Cole	Bonfield
May 13, 2017	NO. 25 VANDERBILT	Koch	Spanberger	Shaddy	Gates	Biggers	Bonfield	Fletcher	Arledge	Gosser
May 14, 2017	NO. 25 VANDERBILT	Koch	Spanberger	Shaddy	Gates	Biggers	Arledge	Fletcher	Cole	Bonfield
May 18, 2017	at No. 22 Texas A&M	Koch	Spanberger	Shaddy	Kenley	Biggers	Arledge	Fletcher	Cole	Bonfield
May 19, 2017	at No. 22 Texas A&M	Koch	Spanberger	Shaddy	Gates	Biggers	Arledge	Fletcher	Cole	Bonfield
May 20, 2017	at No. 22 Texas A&M	Koch	Spanberger	Shaddy	Burch	Biggers	Arledge	Fletcher	Cole	Bonfield
May 25, 2017	vs. Mississippi State	Koch	Spanberger	Shaddy	Kenley	Biggers	Arledge	Fletcher	Cole	Bonfield
May 25, 2017	vs. Auburn	Koch	Spanberger	Shaddy	Gates	Biggers	Arledge	Fletcher	Cole	Bonfield
May 26, 2017	vs. Mississippi State	Koch	Spanberger	Shaddy	Gates	Biggers	Arledge	Fletcher	Cole	Bonfield
May 27, 2017	vs. Florida	Koch	Spanberger	Shaddy	Gates	Biggers	Arledge	Fletcher	Cole	Bonfield
May 28, 2017	vs. LSU	Koch	Spanberger	Shaddy	Gates	Biggers	Arledge	Fletcher	Cole	Bonfield

THE LAST TIME AN ARKANSAS PLAYER...

4 Hits in a game.....Chad Spanberger at No. 10 Auburn, April 23, 2017
5 Hits in a game.....Andy Wilkins at No. 9 Oklahoma (Norman Regional), May 31, 2009
6 Hits in a game.....Jeremy Jackson vs. Northeastern (Okla.), April 16, 1997

2 Hits in an inning..... Tyler Spoon and Brian Anderson, at No. 6 South Carolina, March 22, 2013

2 Doubles in a game.....Chad Spanberger vs. Mississippi State (SEC Tourn.), May 26, 2017
3 Doubles in a game.....Carson Shaddy vs. Nebraska, March 4, 2017
4 Doubles in a game.....Rodney Nye vs. La. Tech, March 31, 1998
2 Triples in a game.....Jax Biggers vs. Auburn (SEC Tournament), May 25, 2017

Led off a game with a HR.....Tim Carver vs. Oral Roberts, April 24, 2012
2 Home runs in a game.....Chad Spanberger vs. Florida (SEC Tournament), May 27, 2017
3 Home runs in a game.....Chad Spanberger vs. Auburn (SEC Tournament), May 26, 2017
Grand Slam.....Chad Spanberger vs. Auburn (SEC Tournament), May 26, 2017
HR in consecutive AB.....Chad Spanberger vs. Florida (SEC Tournament), May 27, 2017
HR in 4 straight games.....Aaron Murphree vs. OSU, So. Dakota St. & Siena, March 2-8, 2008
HR in 5 straight games.....Aaron Murphree vs. OSU, So. Dakota St. & Siena, March 2-8, 2008
HR in 6 straight games.....Aaron Murphree vs. OSU, So. Dakota St. & Siena, March 2-9, 2008
Pinch-hit home run.....Chad Spanberger vs. Eastern Illinois, March 5, 2016
Inside the park home run.....Eric Cole vs. Miami (Ohio), February 19, 2017
Back-to-Back Home Runs.....Eric Cole & Chad Spanberger vs. Florida (SEC Tourn.), May 27, 2017

4 Runs in a game.....Luke Bonfield vs. Nebraska, March 4, 2017
5 Runs in a game.....Andrew Benintendi vs Mississippi Valley State, April 8, 2015
6 Runs in a game.....Jeremy Jackson vs. Northeastern (Okla.), April 16, 1997

4 RBI in a game.....Dominic Fletcher vs. Florida (SEC Tournament), May 27, 2017
5 RBI in a game.....Chad Spanberger vs. No. 13 LSU, March 8, 2017
6 RBI in a game.....Carson Shaddy vs. Grambling State, March 15, 2016
7 RBI in a game.....Chad Spanberger vs. Auburn (SEC Tournament), May 25, 2017
8 RBI in a game.....Rodney Nye vs. ORU, April 14, 1999
9 RBI in a game.....Ryan Lundquist vs. Central Missouri St., March 4, 1997

2 Stolen bases in a game.....Carson Shaddy at #14 Ole Miss, April 8, 2016
3 Stolen bases in a game.....Andrew Benintendi vs Stephen F. Austin, April 15, 2015
4 Stolen bases in a game.....Logan Forsythe vs. Ole Miss, May 19, 2007
Stole home.....Bobby Wernes vs. Ole Miss, March 28, 2015

2 Errors in a game.....Jax Biggers vs. Mississippi State (SEC Tournament), May 26, 2017
3 Errors in a game.....Bobby Wernes, at LSU, April 12, 2014
4 Errors in a game.....Chris Shaddy vs. TCU, April 27, 1980

9-Inning no-hitter.....Scott Roehl vs. Kansas St., March 20, 2001
9-Inning combined no-hitter.....Nick Schmidt (6.0), Brian McLelland (1.0) & Devin Collis (2.0)
.....vs. Oklahoma State, February 12, 2006

7-inning combined no-hitter.....D. Taccolini (2.0), M. Cronin (3.0), & J. Alberius (2.)
.....vs. Auburn (SEC Tournament), May 25, 2017

1-Hitter.....Trevor Stephan (7.0) at Tennessee, May 6, 2017

1-Hitter combined.....Kacey Murphy (7.0 IP, 1H), Josh Alberius (2.0 IP, 0 H), vs. Memphis, April 18, 2017

2-Hitter.....Kacey Murphy vs. Florida (SEC Tournament), May 27, 2017

2-Hitter combined.Loseke (4.0 IP, 1 H), Murphy (1.2 IP, 0 H), Alberius (1.2 IP, 0 H), Harris (0.2 IP, 0 H), Willey (0.2 IP, 1 H), Rodriguez (0.1 IP, 0 H) vs. Western Illinois, March 13, 2016)

3-Hitter.....Ryne Stanek (9.0 IP), at No. 6 South Carolina, March 23, 2013

3-Hitter combinedBlaine Knight (8.0 IP) and Dominic Taccolini (1.0 IP), at Alabama, March 31, 2017

Complete game.....Kacey Murphy vs. Florida (SEC Tournament), May 27, 2017

Complete-game shutout.....Kacey Murphy vs. Florida (SEC Tournament), May 27, 2017

10-inning or more start.....Dominic Taccolini at #12 Kentucky (10 innings), April 22, 2016

Had 10 strikeouts.....Trevor Stephan at No. 22 Texas A&M, May 18, 2017

Had 11 strikeouts.....Trevor Stephan vs. No. 25 Vanderbilt, May 12, 2017

Had 12 strikeouts.....Drew Smyly vs. No. 9 Oklahoma (Norman Regional), May 31, 2009

Had 13 strikeouts.....Trevor Stephan vs. Rhode Island, March 10, 2017

Had 14 strikeouts.....David Walling vs. South Carolina, May 16, 1999

Had 15 strikeouts.....Nick Schmidt vs. Auburn, May 18, 2006

Had 16 strikeouts.....David Walling vs. Eastern Illinois, Feb. 20, 1998

Had 17 strikeouts.....Jess Todd vs. South Carolina (SEC Tournament), May 24, 2007

THE LAST TIME AN ARKANSAS TEAM...

Scored 10 runs.....vs. Gonzaga, March 9, 2016
Scored 11 runs.....vs. Georgia, April 15, 2017
Scored 12 runs.....vs. Auburn (SEC Tournament), May 25, 2017
Scored 13 runs.....at Louisiana Tech, March 1, 2017
Scored 14 runs.....vs. Georgia, April 13, 2017
Scored 15 runs.....vs. Nebraska, March 4, 2017
Scored 16 runs.....vs. Florida (SEC Tournament), May 27, 2017
Scored 17 runs.....vs. Villanova, February 19, 2012
Scored 18 runs.....vs. Missouri State, June 5, 2015
Scored 19 runs.....vs. Grambling State (Fayetteville Regional), June 4, 2010
Scored 20 runs.....vs. Mississippi Valley State, Feb. 24, 2016
Scored 21 runs.....vs. Mississippi Valley State, Feb. 23, 2016
Scored 22 runs.....vs. Louisiana Tech, Feb. 14, 2004
Scored 23 runs.....Never
Scored 24 runs.....Missouri Southern, Feb. 11, 1998
Scored 25 runs.....Missouri Southern, Feb. 4, 2001
Scored 26 runs.....vs. Iowa (in Arlington, Texas), Feb. 14, 1997
Scored 27 runs.....Never
Scored 28 runs.....vs. Wisconsin-Milwaukee (2), Feb. 18, 2007
Scored 29 runs.....Morningside, April 6, 1968
Scored 30 runs.....at South Carolina, March 30, 1997
Scored 31-32 runs.....32 vs. Saint Louis, April 7, 2010
Scored 33 + runs.....33 vs. Southwest Baptist, March 21, 1984

Had 14 hits.....vs. Auburn (SEC Tournament), May 25, 2017
Had 15 hits.....vs. Florida (SEC Tournament), May 27, 2017
Had 16 hits.....vs. ULM, March 7, 2017
Had 17 hits.....at Alabama, March 31, 2017
Had 18 hits.....at No. 28 Missouri State, April 11, 2017
Had 19 hits.....vs. Mississippi Valley State, Feb. 23, 2016
Had 20 hits.....at Mississippi State, April 11, 2010
Had 21 hits.....Kentucky, April 28, 2001
Had 22 hits.....vs. Wisconsin-Milwaukee (2), Feb. 18, 2007
Had 23 hits.....Centenary, March 31, 1999
Had 24 hits.....Georgia, March 17, 2001
Had 25 hits.....at Centenary, March 23, 2005
Had 26-29 hits.....28 at South Carolina, March 30, 1997
Had 30 hits.....vs. Saint Louis, April 7, 2010
Had 31+ hits.....32 vs. Southwest Baptist, March 21, 1984

Hit four or more home runs in a game...5 - C. Spanberger, Luke Bonfield, C. Shaddy, J. Biggers
A. Gosser vs. Georgia, April 13, 2017

4 Errors in a game.....at No. 13 LSU, May 7, 2016
5 Errors in a game.....vs. #2 Florida, April 14, 2016
6 Errors in a game.....vs. Eastern Illinois, March 5, 2016
7 Errors in a game.....vs. La. Tech, March 20, 2001

Was Shutout.....vs. LSU, April 9, 2017

Was Shutout Back-to-Back.....vs. LSU, April 23-24, 2005 (7-0, 6-0)

Held to 1 hit.....vs. Missouri State, May 17, 2016

Held to 2 hits.....vs. Ole Miss, April 27, 2017

Held to 3 hits.....vs Florida, May 21, 2015 (0-10)

Swept an SEC Home Series (three games).....vs. Georgia, April 13-15, 2017

Swept an SEC Road Series (three games).....at Alabama, April 30-May 2, 2015

Was Swept in SEC Home Series.....vs. Alabama, May 13-15, 2016

Was Swept in SEC Road Series.....at No. 13 LSU, May 6-8, 2016

Swept a Non-conference Home Series.....vs. Memphis, April 18-19, 2017

Swept a Non-conference Road Series.....at McNeese State, March 23-24, 2010

Was Swept in a Non-conference Home Series.....Gonzaga, March 10-11, 2015

Was Swept in a Non-conference Road Series.....at Nebraska, April 16, 2013

Won a Non-conference Home Series.....vs. Alcorn State, March 14-15

Lost a Non-conference Home Series.....vs. South Alabama, February 28-March 1, 2014

Lost a Non-conference Road Series.....at Nebraska, April 16, 2013

Back-to-Back Shutouts.....UK (1-0) April 22 and UK (2-0) April 22-23, 2016

Most Consecutive Shutouts.....4 vs. Wisconsin (March 15-16, 1980)

Shut out an opponent at home.....vs. Memphis (2-0), April 18, 2017

Shut out an opponent on the road.....at Tennessee (2-0), May 6, 2017

Shut out an SEC opponent at home.....vs. South Carolina (7-0), April 5, 2014

Shut out an SEC opponent on the road.....at No. 22 Texas A&M (8-0), May 20, 2017

Game-By-Game Hitting

2017 RECORD: 42-17 • HOME: 27-6 • AWAY: 10-7 • NEUTRAL: 5-4 • SEC: 18-11

Date	Opponent	AB	R	H	RBI	2B	3B	HR	BB	IBB	SB	CS	HBP	SAC	SF	GDP	K	PO	A	LOB	Avg
Feb 17, 2017	MIAMI (OHIO)	32	7	8	7	0	0	1	5	0	1	0	3	0	0	0	8	27	9	9	.250
Feb 18, 2017	MIAMI (OHIO)	34	5	10	5	1	0	0	3	0	0	1	0	1	0	0	3	27	6	9	.273
Feb 19, 2017	MIAMI (OHIO)	38	11	13	11	3	0	3	6	0	0	0	0	0	0	0	6	27	7	9	.298
Feb 24, 2017	BRYANT	32	11	7	10	1	1	1	6	0	1	0	4	0	1	0	9	27	7	8	.279
Feb 25, 2017	BRYANT	34	13	10	10	4	0	2	9	0	2	0	2	0	0	3	6	27	8	8	.282
Feb 26, 2017	BRYANT	40	16	14	11	0	0	1	6	0	0	0	2	0	1	0	3	27	14	9	.295
Feb 28, 2017	at Louisiana Tech	31	3	5	3	2	0	1	3	0	0	0	1	1	0	1	7	24	6	6	.278
Mar 1, 2017	at Louisiana Tech	41	13	15	12	4	0	5	0	0	0	1	0	0	0	0	9	27	5	0	.291
Mar 03, 2017	vs Arizona	32	0	3	0	0	0	0	2	0	0	0	0	0	0	1	9	24	10	7	.271
Mar 04, 2017	vs Nebraska	38	15	15	15	3	1	1	7	0	0	0	4	0	0	1	6	27	5	10	.284
Mar 05, 2017	vs Oklahoma State	30	3	5	3	2	0	0	5	0	0	1	0	0	1	1	8	27	11	6	.275
Mar 07, 2017	ULM	36	12	16	10	3	0	2	3	0	0	1	1	1	1	1	5	27	8	6	.289
Mar 08, 2017	ULM	38	11	14	10	2	0	1	3	0	2	1	1	0	0	0	8	27	11	7	.296
Mar 10, 2017	RHODE ISLAND	27	5	5	4	0	0	2	9	0	1	0	0	2	0	0	12	27	14	10	.290
Mar 10, 2017	RHODE ISLAND	32	3	8	3	1	0	1	4	0	1	0	1	1	1	0	6	27	6	10	.287
Mar 12, 2017	RHODE ISLAND	30	0	3	0	0	0	0	4	0	0	0	1	0	0	0	4	27	16	8	.277
Mar 14, 2017	ALCORN STATE	31	3	9	3	1	0	0	4	0	3	0	0	0	2	1	6	27	20	9	.278
Mar 15, 2017	ALCORN STATE	35	11	14	11	3	0	4	7	0	0	1	0	0	1	0	4	27	9	8	.285
Mar 17, 2017	MISSISSIPPI STATE	28	3	4	3	0	0	2	1	0	0	0	1	0	0	0	13	27	7	3	.279
Mar 18, 2017	MISSISSIPPI STATE	28	5	7	5	2	0	2	5	0	0	1	0	1	0	1	4	27	9	5	.277
Mar 19, 2017	MISSISSIPPI STATE	30	6	11	5	0	0	1	3	0	0	0	2	2	1	1	3	27	13	8	.281
Mar 22, 2017	NEW ORLEANS	31	5	8	4	2	0	2	5	0	0	1	1	0	0	0	6	27	11	8	.280
Mar 24, 2017	at Missouri	39	9	14	7	1	1	0	3	0	3	0	1	1	0	0	12	27	6	8	.284
Mar 25, 2017	at Missouri	33	2	8	2	1	0	1	3	0	0	1	1	0	0	0	7	24	4	8	.282
Mar 26, 2017	at Missouri	41	9	12	8	1	0	3	0	0	0	0	0	0	0	0	9	27	10	6	.283
Mar 31, 2017	at Alabama	41	7	17	6	1	0	1	3	0	0	0	2	1	0	2	7	27	7	14	.289
Apr 1, 2017	at Alabama	33	1	6	1	0	0	0	1	0	0	0	1	0	0	0	6	24	5	7	.285
Apr 2, 2017	at Alabama	37	8	13	7	2	0	0	4	1	0	1	0	2	1	1	6	27	13	9	.288
Apr 04, 2017	GRAND CANYON	34	11	13	11	1	1	2	8	0	0	0	3	0	2	2	6	27	15	12	.291
Apr 05, 2017	GRAND CANYON	34	6	9	6	2	0	1	1	0	0	0	1	0	1	0	8	27	3	7	.290
Apr 07, 2017	LSU	38	9	12	9	2	0	3	8	0	0	0	0	0	0	0	12	27	7	13	.291
Apr 08, 2017	LSU	36	8	12	8	1	0	2	10	1	1	1	0	0	1	1	6	27	12	13	.293
Apr 09, 2017	LSU	28	0	4	0	0	0	0	2	0	1	0	2	0	0	2	4	27	11	5	.289
Apr 11, 2017	at Missouri State	44	12	18	11	2	2	0	5	0	0	0	1	2	0	1	12	27	6	13	.293
Apr 13, 2017	GEORGIA	35	14	11	11	1	0	5	4	0	0	0	3	1	0	0	11	27	6	5	.294
Apr 14, 2017	GEORGIA	40	5	13	4	5	0	1	3	1	0	0	0	0	0	1	9	30	15	11	.295
Apr 15, 2017	GEORGIA	39	11	14	10	2	0	1	6	0	0	0	0	1	0	0	9	27	14	11	.297
Apr 18, 2017	MEMPHIS	36	16	15	15	3	2	0	8	0	2	0	2	0	1	0	7	27	8	9	.300
Apr 19, 2017	MEMPHIS	30	2	6	2	0	0	1	1	0	0	1	1	0	0	0	7	27	9	6	.298
Apr 21, 2017	at Auburn	38	2	9	2	1	0	0	0	0	0	0	1	0	0	0	10	24	7	10	.296
Apr 22, 2017	at Auburn	36	7	9	6	3	0	1	6	0	0	0	0	0	2	0	5	27	6	10	.295
Apr 23, 2017	at Auburn	36	6	12	5	1	0	0	0	0	0	0	1	0	1	2	4	24	9	5	.296
Apr 25, 2017	vs Kansas State	36	6	8	5	1	0	0	6	2	3	0	1	0	1	1	7	30	10	10	.294
April 27, 2017	OLE MISS	29	1	2	1	1	0	1	2	0	0	0	0	0	0	0	7	27	8	3	.290
Apr 28, 2017	OLE MISS	31	1	5	1	0	0	1	2	0	0	0	1	0	0	0	4	27	9	6	.287
Apr 28, 2017	OLE MISS	31	7	8	7	1	0	2	3	0	0	0	1	2	0	0	6	27	15	6	.287
May 04, 2017	at Tennessee	36	4	9	3	0	1	1	0	0	0	0	0	0	0	0	7	24	9	5	.286
May 06, 2017	at Tennessee	29	2	8	2	1	0	1	0	0	0	0	0	0	0	0	6	21	2	6	.286
May 12, 2017	VANDERBILT	35	4	10	4	2	0	2	4	1	0	1	0	0	0	0	7	27	4	9	.286
May 13, 2017	VANDERBILT	31	2	4	2	0	0	1	1	0	0	0	0	0	0	0	12	27	9	3	.283
May 14, 2017	VANDERBILT	30	7	10	7	0	0	3	3	0	1	1	3	1	2	0	5	27	7	8	.284
May 18, 2017	at Texas A&M	43	6	15	6	1	0	2	3	1	1	1	0	2	0	1	10	30	10	12	.285
May 19, 2017	at Texas A&M	35	2	8	2	3	0	0	1	0	0	0	0	0	0	0	13	24	14	7	.284
May 20, 2017	at Texas A&M	40	8	13	8	2	0	2	2	0	1	0	1	0	0	0	5	27	10	8	.285
May 25, 2017	vs Mississippi State	31	3	5	3	2	0	1	6	0	0	0	1	0	0	1	5	27	14	8	.283
May 25, 2017	vs Auburn	35	12	14	12	1	2	3	5	1	0	0	0	0	0	0	7	21	8	7	.285
May 26, 2017	vs Mississippi State	31	9	10	9	4	1	1	9	2	1	0	1	1	1	1	6	27	11	10	.286
May 27, 2017	vs Florida	33	16	15	14	2	0	4	8	0	0	0	5	0	1	1	7	21	5	10	.289
May 28, 2017	vs LSU	35	2	7	2	2	0	1	3	2	1	0	1	0	0	0	9	27	8	10	.287
Totals		2027	398	582	364	87	12	80	237	12	26	15	59	23	23	28	425	1560	538	477	.287

Game-By-Game Pitching

2017 RECORD: 42-17 • HOME: 27-6 • AWAY: 10-7 • NEUTRAL: 5-4 • SEC: 18-11

Date	Opponent	IP	H	R	ER	BB	SO	2B	3B	HR	WP	BK	HBP	DP	IBB	Score	W	L	SV	ERA
Feb 17, 2017	MIAMI (OHIO)	9.0	6	0	0	0	12	0	0	0	0	0	0	0	0	7-0	1	0	0	0.00
Feb 18, 2017	MIAMI (OHIO)	9.0	4	1	1	1	11	0	0	1	0	0	0	0	0	5-1	2	0	0	0.50
Feb 19, 2017	MIAMI (OHIO)	9.0	4	1	1	5	13	1	0	0	0	0	0	1	0	11-1	3	0	0	0.67
Feb 24, 2017	BRYANT	9.0	10	8	6	6	11	2	0	2	1	0	2	1	0	11-8	4	0	1	2.00
Feb 25, 2017	BRYANT	9.0	10	7	7	5	12	3	0	0	3	0	1	0	0	13-7	5	0	1	3.00
Feb 26, 2017	BRYANT	9.0	10	6	6	5	7	0	0	2	0	0	1	0	0	16-6	6	0	1	3.50
Feb 28, 2017	at Louisiana Tech	8.0	6	4	1	2	9	4	0	0	0	0	1	0	0	3-4	6	1	1	3.19
Mar 01, 2017	at Louisiana Tech	9.0	11	10	10	3	9	3	1	2	2	0	4	0	0	13-10	7	1	1	4.06
Mar 03, 2017	vs Arizona	8.0	7	3	2	1	10	2	0	0	0	0	0	0	0	0-3	7	2	1	3.87
Mar 04, 2017	vs Nebraska	9.0	5	5	4	9	13	1	0	0	2	0	1	1	0	15-5	8	2	1	3.89
Mar 05, 2017	vs Oklahoma State	9.0	10	8	6	6	6	1	1	0	2	0	0	0	0	3-8	8	3	1	4.08
Mar 07, 2017	ULM	9.0	10	3	3	2	13	0	0	1	1	0	2	1	0	12-3	9	3	1	3.99
Mar 08, 2017	ULM	9.0	3	2	2	3	14	1	0	0	0	0	1	0	0	11-2	10	3	1	3.83
Mar 10, 2017	RHODE ISLAND	9.0	9	2	2	0	7	2	0	0	0	0	0	1	0	5-2	11	3	1	3.70
Mar 10, 2017	RHODE ISLAND	9.0	3	2	0	0	15	0	0	0	0	0	0	0	0	3-2	12	3	1	3.45
Mar 12, 2017	RHODE ISLAND	9.0	8	3	3	3	8	1	0	1	0	0	0	1	0	0-3	12	4	1	3.42
Mar 14, 2017	ALCORN STATE	9.0	11	2	2	1	7	1	1	0	1	0	1	1	0	3-2	13	4	1	3.34
Mar 15, 2017	ALCORN STATE	9.0	9	3	3	3	13	1	0	1	0	0	0	1	0	11-3	14	4	1	3.32
Mar 17, 2017	MISSISSIPPI STATE	9.0	4	1	1	0	14	1	0	1	0	1	1	0	0	3-1	15	4	2	3.20
Mar 18, 2017	MISSISSIPPI STATE	9.0	7	4	2	2	13	0	0	0	0	0	1	0	0	5-4	16	4	3	3.13
Mar 19, 2017	MISSISSIPPI STATE	9.0	6	1	1	2	8	0	0	1	0	0	0	1	0	6-1	17	4	4	3.03
Mar 22, 2017	NEW ORLEANS	9.0	5	2	2	7	10	1	0	0	1	0	0	2	0	5-2	18	4	5	2.98
Mar 24, 2017	at Missouri	9.0	7	2	2	2	11	1	0	1	1	0	0	0	0	9-2	19	4	6	2.94
Mar 25, 2017	at Missouri	8.0	11	7	7	2	14	2	0	3	1	0	0	0	0	2-7	19	5	6	3.13
Mar 26, 2017	at Missouri	9.0	11	8	8	9	8	2	0	0	2	0	0	2	0	9-8	20	5	6	3.32
Mar 31, 2017	at Alabama	9.0	3	1	1	0	7	2	0	0	1	0	1	0	0	7-1	21	5	6	3.23
Apr 1, 2017	at Alabama	8.0	10	7	7	2	10	2	0	0	1	0	2	1	0	1-7	21	6	6	3.39
Apr 2, 2017	at Alabama	9.0	9	5	5	4	6	1	0	1	1	0	1	0	0	8-5	22	6	6	3.45
Apr 04, 2017	GRAND CANYON	9.0	5	2	2	2	8	1	0	0	1	0	1	1	0	11-2	23	6	6	3.40
Apr 05, 2017	GRAND CANYON	9.0	11	1	1	2	18	0	0	1	0	0	0	1	0	6-1	24	6	6	3.32
Apr 07, 2017	LSU	9.0	9	3	3	5	8	0	0	0	2	0	0	1	0	9-3	25	6	6	3.31
Apr 08, 2017	LSU	9.0	9	10	7	2	9	2	0	2	3	0	4	2	0	8-10	25	7	6	3.42
Apr 09, 2017	LSU	9.0	6	2	2	2	7	1	0	0	0	0	1	2	0	0-2	25	8	6	3.38
Apr 11, 2017	at Missouri State	9.0	9	4	4	3	11	3	0	1	2	0	2	1	0	12-4	26	8	6	3.40
Apr 13, 2017	GEORGIA	9.0	7	4	4	6	9	1	0	2	2	0	0	1	0	14-4	27	8	6	3.41
Apr 14, 2017	GEORGIA	10.0	10	4	3	3	10	1	0	1	0	0	2	2	0	5-4	28	8	6	3.39
Apr 15, 2017	GEORGIA	9.0	11	3	2	4	6	3	0	1	1	0	1	3	0	11-3	29	8	6	3.35
Apr 18, 2017	MEMPHIS	9.0	8	7	7	4	7	2	0	2	0	0	1	0	0	16-7	30	8	6	3.45
Apr 19, 2017	MEMPHIS	9.0	1	0	0	1	8	0	0	0	0	0	0	0	0	2-0	31	8	7	3.36
Apr 21, 2017	at Auburn	8.0	15	15	15	8	6	6	0	3	2	0	0	1	0	2-15	31	9	7	3.67
Apr 22, 2017	at Auburn	9.0	7	3	3	5	14	1	0	0	0	1	3	1	0	7-3	32	9	8	3.65
Apr 23, 2017	at Auburn	8.0	16	11	11	3	5	8	0	2	1	0	2	0	0	6-11	32	10	8	3.84
Apr 25, 2017	vs Kansas State	10.0	9	5	5	7	10	0	0	2	0	0	2	0	1	6-5	33	10	8	3.85
Apr 27, 2017	OLE MISS	9.0	11	9	9	3	11	1	0	4	1	1	0	0	0	1-9	33	11	8	3.97
Apr 28, 2017	OLE MISS	9.0	9	4	3	3	7	2	0	0	1	0	2	1	0	1-4	33	12	8	3.95
Apr 28, 2017	OLE MISS	9.0	9	4	4	5	7	4	0	2	1	0	1	1	0	7-4	34	12	9	3.95
May 04, 2017	at Tennessee	8.0	9	5	3	2	4	2	0	0	0	1	1	0	0	4-5	34	13	9	3.94
May 06, 2017	at Tennessee	7.0	1	0	0	2	11	0	0	0	0	0	1	0	0	2-0	35	13	9	3.88
May 12, 2017	VANDERBILT	9.0	7	3	3	1	13	1	1	1	0	0	2	1	0	4-3	36	13	9	3.86
May 13, 2017	VANDERBILT	9.0	12	6	6	6	9	1	0	2	1	0	0	0	0	2-6	36	14	9	3.90
May 14, 2017	VANDERBILT	9.0	6	1	1	1	7	1	0	1	0	0	0	1	0	7-1	37	14	10	3.84
May 18, 2017	at Texas A&M	10.0	6	4	4	2	12	1	0	1	0	0	1	2	0	6-4	38	14	10	3.84
May 19, 2017	at Texas A&M	8.0	9	5	5	4	4	1	0	1	0	0	0	2	0	2-5	38	15	10	3.87
May 20, 2017	at Texas A&M	9.0	5	0	0	1	6	0	0	0	0	0	0	1	0	8-0	39	15	11	3.80
May 25, 2017	vs Mississippi State	9.0	12	4	3	4	7	2	0	0	2	1	2	3	0	3-4	39	16	11	3.78
May 25, 2017	vs Auburn	7.0	0	0	0	7	7	0	0	0	1	0	1	1	0	12-0	40	16	11	3.73
May 26, 2017	vs Mississippi State	9.0	5	2	1	1	10	0	0	1	0	0	1	0	0	9-2	41	16	11	3.68
May 27, 2017	vs Florida	7.0	2	0	0	3	8	1	0	0	0	0	0	0	0	16-0	42	16	11	3.63
May 28, 2017	vs LSU	9.0	6	4	2	2	7	1	0	0	0	0	0	1	0	2-4	42	17	11	3.60
Totals		520.0	451	233	208	189	557	82	4	47	41	5	51	44	1	398-233	42	17	11	3.60

TEAM GAME HIGHS

Batting

At bats:	44	at Missouri State (Apr 11, 2017)
Runs scored:	16	vs Bryant (Feb 26, 2017)
	16	vs Memphis (Apr 18, 2017)
	16	vs Florida (May 27, 2017 at Hoover, Ala.)
Hits:	18	at Missouri State (Apr 11, 2017)
RBIs:	15	vs Nebraska (Mar 04, 2017 at Frisco, Texas)
	15	vs Memphis (Apr 18, 2017)
Doubles:	5	vs Georgia (Apr 14, 2017)
Triples:	2	at Missouri State (Apr 11, 2017)
	2	vs Memphis (Apr 18, 2017)
	2	vs Auburn (May 25, 2017 at Hoover, Ala.)
Home runs:	5	at Louisiana Tech (Mar 01, 2017)
	5	vs Georgia (Apr 13, 2017)
Total bases:	34	at Louisiana Tech (Mar 01, 2017)
Walks:	10	vs LSU (Apr 08, 2017)
Strikeouts:	13	vs Mississippi State (Mar 17, 2017)
	13	at Texas A&M (May 19, 2017)
Sac hits:	2	(6 games)
Sac flies:	2	(4 games)
Stolen bases:	3	vs Alcorn State (Mar 14, 2017)
	3	at Missouri (Mar 24, 2017)
	3	vs Kansas State (Apr 25, 2017 at Kansas City, Mo.)
Hit by pitch:	5	vs Florida (May 27, 2017 at Hoover, Ala.)
Caught stealing:	1	(15 games)
Runners LOB:	14	at Alabama (Mar 31, 2017)
Hit into DP:	3	vs Bryant (Feb 25, 2017)
	3	vs LSU (Apr 09, 2017)

Fielding

Putouts:	30	vs Georgia (Apr 14, 2017)
	30	vs Kansas State (Apr 25, 2017 at Kansas City, Mo.)
	30	at Texas A&M (May 18, 2017)
Assists:	20	vs Alcorn State (Mar 14, 2017)
Errors:	3	vs Rhode Island (Mar 10, 2017)
	3	vs Georgia (Apr 14, 2017)
	3	at Texas A&M (May 19, 2017)
Passed balls:	1	(5 games)
DPs turned:	3	vs Georgia (Apr 15, 2017)
	3	vs Mississippi State (May 25, 2017 at Hoover, Ala.)

Pitching

Innings pitched:	10.0	vs Georgia (Apr 14, 2017)
	10.0	vs Kansas State (Apr 25, 2017 at Kansas City, Mo.)
	10.0	at Texas A&M (May 18, 2017)
Runs allowed:	15	at Auburn (Apr 21, 2017)
Earned runs:	15	at Auburn (Apr 21, 2017)
Walks allowed:	9	vs Nebraska (Mar 04, 2017 at Frisco, Texas)
	9	at Missouri (Mar 26, 2017)
Strikeouts:	18	vs Grand Canyon (Apr 05, 2017)
Hits allowed:	16	at Auburn (Apr 23, 2017)
Doubles allowed:	8	at Auburn (Apr 23, 2017)
Triples allowed:	1	(4 games)
Homers allowed:	4	vs Ole Miss (Apr 27, 2017)
Wild pitches:	3	vs Bryant (Feb 25, 2017)
	3	vs LSU (Apr 08, 2017)
Hit batters:	4	at Louisiana Tech (Mar 01, 2017)
	4	vs LSU (Apr 08, 2017)

INDIVIDUAL GAME HIGHS

Batting

At bats:	6	(10 games)
Runs scored:	4	Luke Bonfield vs Nebraska (Mar 04, 2017 at Frisco, Texas)
Hits:	4	(5 games)
RBIs:	7	Chad Spanberger vs Auburn (May 25, 2017 at Hoover, Ala.)
Doubles:	3	Carson Shaddy vs Nebraska (Mar 04, 2017 at Frisco, Texas)
Triples:	2	Jax Biggers vs Auburn (May 25, 2017 at Hoover, Ala.)
Home runs:	3	Chad Spanberger vs Auburn (May 25, 2017 at Hoover, Ala.)
Total bases:	12	Chad Spanberger vs Auburn (May 25, 2017 at Hoover, Ala.)
Walks:	3	(4 games)
Strikeouts:	4	Jaxon Williams at Missouri State (Apr 11, 2017)
	4	Jordan McFarland vs Georgia (Apr 13, 2017)
	4	Chad Spanberger at Auburn (Apr 21, 2017)
Sac hits:	2	Eric Cole vs Mississippi State (Mar 19, 2017)
	2	Jax Biggers at Missouri State (Apr 11, 2017)
Sac flies:	2	Luke Bonfield vs Grand Canyon (Apr 04, 2017)
Stolen bases:	1	(26 games)
Hit by pitch:	2	Carson Shaddy vs Bryant (Feb 25, 2017)
	2	Jake Arledge vs Georgia (Apr 13, 2017)
Caught stealing:	1	(15 games)
Runners LOB:	7	Dominic Fletcher vs Miami (Ohio) (Feb 19, 2017)

Fielding

Putouts:	18	Alex Gosser vs Grand Canyon (Apr 05, 2017)
Assists:	6	(5 games)
Errors:	2	(4 games)
Passed balls:	1	(5 games)

Pitching

Innings pitched:	8.1	Trevor Stephan vs Rhode Island (Mar 10, 2017)
Runs allowed:	8	Blaine Knight at Auburn (Apr 21, 2017)
Earned runs:	8	Blaine Knight at Auburn (Apr 21, 2017)
Walks allowed:	4	(5 games)
Strikeouts:	13	Trevor Stephan vs Rhode Island (Mar 10, 2017)
Hits allowed:	8	Blaine Knight at Auburn (Apr 21, 2017)
	8	Trevor Stephan vs Mississippi State (May 25, 2017 at Hoover, Ala.)
Doubles allowed:	3	Angus Denton at Auburn (Apr 21, 2017)
	3	Blaine Knight at Auburn (Apr 21, 2017)
	3	Jake Reindl vs Ole Miss (Apr 28, 2017)
Triples allowed:	1	(4 games)
Homers allowed:	2	(6 games)
Wild pitches:	2	Cannon Chadwick at Missouri (Mar 26, 2017)
	2	Dominic Taccolini vs LSU (Apr 07, 2017)
	2	Barrett Loseke vs Georgia (Apr 13, 2017)
Hit batters:	3	Cannon Chadwick at Auburn (Apr 22, 2017)

#10 JOSH ALBERIUS • R-SR • RHP • 5-11 • 180

CAREER HIGHS

Category	High	Opponent (Last)	Date
Innings	5.1	at Louisiana Tech	2/28/17
Longest Start	5.1	at Louisiana Tech	2/28/17
Shortest Start	2.0	vs. #14 Oklahoma St.	3/5/17
Longest Relief	4.0	2x (Missouri)	4/1/16
Hits	7	Rhode Island	3/12/17
Runs	5	vs. #14 Oklahoma St.	3/5/17
Earned Runs	4	4x (Ole Miss)	4/27/17
Walks	2	6x (at #18 Missouri)	3/26/17
Strikeouts	7	at Louisiana Tech	2/28/17

CAREER VS. 2017 OPPONENTS

Team	ERA	W-L	G-GS	IP	H	R	ER	BB-K
Oklahoma St.	0.00	0-0	1-0	3.0	2	0	0	1-2
ULM	0.00	1-0	1-0	2.0	0	0	0	0-4
Miss. St.	1.11	0-0	3-1	8.1	10	2	1	2-7
Missouri	1.25	1-0	3-1	7.2	7	2	1	3-4
Grambling St.	0.00	1-0	1-0	2.0	0	0	0	0-4
Alabama	7.20	0-0	3-1	5.0	7	4	4	2-4
LSU	1.73	0-2	3-1	5.2	7	2	1	2-2
Missouri St.	67.50	0-0	2-0	0.2	5	5	5	1-1
Georgia	3.60	0-0	2-1	5.0	5	3	2	1-4
Memphis	0.00	0-0	3-0	7.0	4	0	0	0-4
Auburn	8.82	1-0	3-1	5.1	7	5	5	2-6
Ole Miss	8.78	0-0	5-0	4.1	6	4	4	4-3
Vanderbilt	6.75	0-1	2-0	4.0	5	3	3	1-4
Texas A&M	0.00	0-0	3-0	2.2	4	1	0	0-1

ALBERIUS' CAREER APPEARANCES

Josh Alberius 2017 Game-By-Game (R-Senior)

(21 Appearances, 9 Starts)							
Date	Opponent	IP	H	R-ER	BB	K	Result
2/19/17	Miami (Ohio)	3.2	2	0-0	1	5	ND
2/24/17	Bryant	1.0	0	0-0	0	1	S, 1
2/26/17	Bryant	1.0	0	0-0	0	1	L, 0-1
2/28/17	at Louisiana Tech*	5.1	2	3-1	2	7	L, 0-2
3/5/17	vs. #14 Oklahoma St.*	2.0	5	5-4	2	2	L, 0-3
3/12/17	Rhode Island*	5.0	7	3-3	0	3	W, 1-3
3/19/17	Mississippi St.*	4.2	5	0-0	1	3	ND
3/26/17	at #18 Missouri*	3.0	4	1-1	2	1	W, 2-3
4/2/17	at Alabama*	3.0	5	3-3	0	2	ND
4/5/17	Grand Canyon	1.0	1	0-0	0	2	ND
4/9/17	#13 LSU*	3.1	4	1-1	2	2	L, 2-4
4/15/17	Georgia*	3.0	5	3-2	1	3	ND
4/19/17	Memphis	2.0	0	0-0	0	1	S, 2
4/23/17	at #10 Auburn*	1.2	5	4-4	0	1	ND
4/25/17	vs. Kansas State	1.0	2	1-1	1	2	ND
4/27/17	Ole Miss	1.2	4	4-4	1	1	ND
5/13/17	#25 Vanderbilt	2.2	3	2-2	1	2	ND
5/20/17	at #22 Texas A&M	1.0	2	0-0	0	1	ND
5/25/17	vs. Mississippi St.	0.0	1	0-0	0	0	ND
5/25/17	vs. Auburn	2.0	0	0-0	0	1	ND
5/28/17	vs. LSU	2.2	3	1-1	1	1	ND
TOTALS	21 G, 9 GS	50.2	60	31-27	15	42	2-4 (2 SV)

Josh Alberius 2016 Game-By-Game (R-Junior)

(25 Appearances, 0 Starts)							
Date	Opponent	IP	H	R-ER	BB	K	Result
2/24/16	Miss. Valley State	2.0	2	0-0	0	3	ND
2/27/16	vs. #9 Houston	0.2	0	0-0	1	1	ND
3/4/16	Eastern Illinois	1.1	2	0-0	0	2	ND
3/9/16	Gonzaga	0.2	4	2-2	0	1	ND
3/13/16	Western Illinois	1.2	0	0-0	1	3	ND
3/16/16	Grambling St.	2.0	0	0-0	0	4	W, 1-0
3/18/16	at #12 South Carolina	0.1	0	0-0	0	1	ND

3/25/16	Auburn	2.2	0	0-0	1	5	W, 2-0
3/29/16	at #16 Oklahoma St.	3.0	2	0-0	1	2	ND
4/1/16	Missouri	4.0	2	0-0	1	3	ND
4/3/16	Missouri	0.2	1	1-0	0	0	ND
4/6/16	at Memphis	1.0	1	0-0	0	0	ND
4/9/16	at #14 Ole Miss	1.0	0	0-0	1	2	ND
4/10/16	at #14 Ole Miss	0.0	1	0-0	0	0	ND
4/12/16	ULM	2.0	0	0-0	0	4	ND
4/14/16	#2 Florida	1.0	4	3-3	0	1	W, 3-0
4/19/16	#25 Creighton	0.2	2	2-2	1	0	ND
4/23/16	at #12 Kentucky-2	0.2	2	0-0	0	1	ND
4/30/16	#2 Texas A&M-1	1.0	0	0-0	0	0	ND
4/30/16	#2 Texas A&M-2	0.2	2	1-0	0	0	ND
5/3/16	at Missouri St.	0.0	4	4-4	0	0	L, 3-1
5/7/16	at #13 LSU	0.1	2	1-0	0	0	ND
5/14/16	Alabama	1.1	2	1-1	2	2	ND
5/17/16	Missouri St.	0.2	1	1-1	1	1	ND
5/20/16	at #4 Mississippi St.	3.0	4	2-1	1	4	ND
TOTALS	25 G, 0 GS	32.1	38	18-14	11	40	3-1

Josh Alberius 2015 Game-By-Game (R-Sophomore)

(22 Appearances, 0 Starts)							
Date	Opponent	IP	H	R-ER	BB	K	Result
2/14/15	North Dakota-2	0.2	0	0-0	1	1	ND
2/22/15	vs. #13 Maryland	1.0	1	1-1	0	1	ND
3/2/15	Eastern Illinois-2	3.0	0	0-0	0	2	W, 1-0
3/8/15	Loyola Marymount	1.0	0	0-0	0	1	ND
3/10/15	Gonzaga	2.2	4	1-1	0	3	L, 1-1
3/11/15	Gonzaga	0.1	2	0-0	1	0	ND
3/15/15	at #5 Vanderbilt	1.1	2	1-1	0	2	L, 1-2
3/17/15	SE Missouri St.	1.0	1	0-0	1	0	ND
3/20/15	#1 LSU	2.0	1	0-0	0	0	ND
3/24/15	vs. Memphis	4.0	3	0-0	0	3	ND
3/27/15	Ole Miss	1.0	1	0-0	0	0	ND
3/28/15	Ole Miss	0.2	0	0-0	2	0	ND
4/5/15	at Auburn	1.0	2	1-1	1	0	ND
4/7/15	Mississippi Valley St.	3.0	2	1-1	0	3	ND
4/14/15	Stephen F. Austin	1.0	0	0-0	1	0	ND
4/28/15	Mississippi St.	0.2	1	0-0	0	0	ND
5/12/15	at Creighton	1.1	2	1-1	0	1	ND
5/16/15	at Georgia	2.0	0	0-0	0	1	ND
5/20/15	vs. Florida	0.2	3	3-3	1	1	ND
5/22/15	vs. Florida	1.0	2	3-3	2	0	ND
5/29/15	vs. Oral Roberts	0.1	0	0-0	0	0	ND
5/31/15	vs. St. John's	1.1	4	2-1	0	1	ND
TOTALS	22 G, 0 GS	31.0	31	14-13	10	20	1-2

Josh Alberius 2014 Game-By-Game (R-Sophomore)

(1 Appearances, 0 Starts)							
Date	Opponent	IP	H	R-ER	BB	K	Result
3/21/14	Alabama	0.2	0	0-0	0	0	ND
TOTALS	1 G, 0 GS	0.2	0	0-0	0	0	0-0

2017 HIGHLIGHTS

- Made first appearance of the year against Miami (Ohio), going 3.2 innings and tying a career-high five strikeouts.
- His five strikeouts against Miami (Ohio) were the most since totaling five against Auburn on March 25 of 2016.
- Made first collegiate start at Louisiana Tech (2/28), throwing a career-high 5.1 innings and striking out a career-high seven batters.
- His seven strikeouts was a career-high and his most in a start this year.
- Earned his first win as a starter after a 4.2 inning outing against Mississippi State (March 19, 2017), scattering five hits, but not giving up a run to help the Hogs sweep the Bulldogs.
- Has started eight of his last 11 appearances and has given up 14 earned runs over 27.0 for a 4.45 ERA.
- Picked up his second save of the year after needing only 15 pitches to close out a 2-0 win over Memphis (April 19) in North Little Rock.

#36 CANNON CHADWICK • SR • RHP • 6-0 • 195

CAREER HIGHS

Category	High	Opponent (Last)	Date
Innings	4.1	at #10 Auburn	4/22/17
Longest Start	3.0	Gonzaga	3/11/15
Shortest Start	3.0	Gonzaga	3/11/15
Longest Relief	4.1	at #10 Auburn	4/22/17
Hits	5	LSU	3/20/15
Runs	6	LSU	3/20/15
Earned Runs	6	LSU	3/20/15
Walks	5	Gonzaga	3/11/15
Strikeouts	5	Mississippi State	3/18/17

CAREER VS. 2017 OPPONENTS

Team	ERA	W-L	G-GS	IP	H	R	ER	BB-K
La. Tech	0.00	0-0	1-0	3.0	2	0	0	0-1
ULM	0.00	0-0	1-0	1.0	0	0	0	0-2
LSU	27.00	0-0	1-0	2.0	5	6	6	2-2

CHADWICK'S CAREER APPEARANCES

Cannon Chadwick 2017 Game-By-Game (Senior)
(23 Appearances, 0 Starts)

Date	Opponent	IP	H	R-ER	BB	K	Result
2/17/17	Miami (Ohio)	2.0	1	0-0	0	4	ND
2/24/17	Bryant	1.1	3	2-0	0	3	ND
2/25/17	Bryant	1.0	0	0-0	0	2	ND
2/28/17	at Louisiana Tech	2.2	3	0-0	0	2	ND
3/5/17	vs. #14 Oklahoma St.	2.1	3	2-2	1	1	ND
3/10/17	Rhode Island	0.2	1	0-0	0	2	W, 1-0
3/12/17	Rhode Island	1.0	0	0-0	0	2	ND
3/14/17	Alcorn State	1.1	0	0-0	0	1	W, 2-0
3/17/17	Mississippi St.	1.0	0	0-0	0	2	S, 1
3/18/17	Mississippi St.	2.2	0	0-0	0	5	S, 2
3/26/17	at #18 Missouri	2.0	2	3-3	3	3	ND
4/2/17	at Alabama	3.0	3	1-1	1	2	W, 3-0
4/8/17	#13 LSU	1.1	2	5-2	1	2	L, 3-1
4/14/17	Georgia	2.2	1	0-0	0	3	ND
4/22/17	at #10 Auburn	4.1	0	0-0	2	4	W, 4-1
4/23/17	at #10 Auburn	0.0	2	3-3	1	0	L, 4-2
4/25/17	vs. Kansas State	0.2	0	0-0	1	0	ND
4/28/17	Ole Miss-1	0.1	0	0-0	1	0	ND
4/28/17	Ole Miss-2	0.0	0	0-0	0	0	ND
5/13/17	#25 Vanderbilt	0.1	0	0-0	0	0	ND
5/19/17	at #22 Texas A&M	0.2	0	0-0	0	0	ND
5/25/17	vs. Mississippi St.	0.0	1	1-1	0	0	L, 4-3
5/28/17	vs. LSU	0.0	0	0-0	1	0	ND
TOTALS	23 G, 0 GS	28.0	22	17-12	12	29	4-3 (2 SV)

Cannon Chadwick 2016 Game-By-Game (Junior)
(8 Appearances, 0 Starts)

Date	Opponent	IP	H	R-ER	BB	K	Result
2/20/16	Central Michigan	2.0	1	0-0	1	1	ND
2/24/16	Mississippi Valley St.	1.0	0	0-0	0	1	ND
2/28/16	vs. #23 Texas Tech	2.1	3	1-1	1	3	W, 1-0
3/2/16	Louisiana Tech	3.0	2	0-0	0	1	ND
3/5/16	Eastern Illinois	2.2	2	1-0	1	1	ND
3/9/16	Gonzaga	0.2	3	2-2	1	1	ND
4/12/16	ULM	1.0	0	0-0	0	2	ND
4/15/16	#2 Florida	2.2	2	0-0	0	0	ND
TOTALS	8 G, 0 GS	15.1	13	4-3	4	10	1-0

Cannon Chadwick 2015 Game-By-Game (Sophomore)
(12 Appearances, 1 Starts)

Date	Opponent	IP	H	R-ER	BB	K	Result
2/13/15	North Dakota	1.1	1	0-0	1	3	W, 1-0
2/20/15	vs. #22 UCF	2.0	2	1-1	1	1	ND
2/22/15	vs. #13 Maryland	0.1	0	0-0	0	1	ND
3/3/15	Eastern Illinois	1.0	0	0-0	1	0	ND
3/7/15	Loyola Marymount	0.1	0	1-1	1	0	ND

3/8/15	Loyola Marymount	0.2	0	0-0	0	1	ND
3/11/15	Gonzaga*	3.0	2	2-1	5	1	ND
3/18/15	SE Missouri St.	1.2	2	1-1	1	1	ND
3/20/15	#1 LSU	2.0	5	6-6	2	2	ND
4/8/15	Mississippi Valley St.	1.0	3	0-0	0	0	ND
4/11/15	Kentucky	1.1	1	0-0	3	0	ND
4/15/15	Stephen F. Austin	0.2	4	2-2	2	0	ND
TOTALS	12 G, 1 GS	15.1	20	13-12	17	10	1-0

2017 HIGHLIGHTS

- Came back for senior season after being shut down for injury in 2016 after just eight appearances.
- Made his first appearance of the year against Miami (Ohio) striking out a career-high four batters in just two innings.
- Earned the win and scored the winning run against Alcorn State (March 14, 2017) after drawing a walk in the bottom of the ninth and scoring from second two batters later.
- Recorded back-to-back saves in games one and two against Mississippi State (March 17-18, 2017), his first two of the year, which leads the team.
- Struck out two of the three batters faced in the ninth inning on Friday night to preserve a two-run lead and give the Razorbacks its first conference game.
- Earned the second save after coming in with the bases loaded in the seventh inning of game two and a two-run lead. Only one run scored, but he struck out the final five of seven batters he faced through the ninth inning.
- Held Georgia scoreless over the 6th and 7th innings in game two of the series, striking out three, his fifth outing with three or more strikeouts this year.

#32 MATT CRONIN • FR • LHP • 6-2 • 190

CAREER HIGHS

Category	High	Opponent (Last)	Date
Innings	3.0	2x (vs. Auburn)	5/25/17
Longest Start	--	--	--
Shortest Start	--	--	--
Longest Relief	3.0	2x (vs. Auburn)	5/25/17
Hits	2	3x (vs. Kansas State)	4/25/17
Runs	1	2x (New Orleans)	3/22/17
Earned Runs	1	2x (New Orleans)	3/22/17
Walks	3	vs. Auburn	5/25/17
Strikeouts	6	vs. Auburn	5/25/17

CRONIN'S CAREER APPEARANCES

Matt Cronin 2017 Game-By-Game (Freshman)
(12 Appearances, 0 Starts)

Date	Opponent	IP	H	R-ER	BB	K	Result
3/4/17	vs. Nebraska	1.0	0	0-0	0	2	ND
3/8/17	ULM	2.0	0	0-0	2	3	ND
3/15/17	Alcorn State	2.0	2	1-1	0	4	ND
3/22/17	New Orleans	0.0	0	1-1	1	0	ND
4/1/17	at Alabama	1.0	1	0-0	1	1	ND
4/5/17	Grand Canyon	1.0	0	0-0	0	2	ND
4/11/17	at Missouri State	1.2	1	0-0	1	2	W, 1-0
4/18/17	Memphis	1.1	2	0-0	0	2	W, 2-0
4/25/17	vs. Kansas State	3.0	2	0-0	1	5	ND
5/19/17	at No. 22 Texas A&M	0.1	0	0-0	0	0	ND
5/25/17	vs. Auburn	3.0	0	0-0	3	6	W, 3-0
5/28/17	vs. LSU	0.1	0	0-0	0	1	ND
TOTALS	12 G, 0 GS	13.2	8	2-2	6	22	2-0

2017 HIGHLIGHTS

- Made his first collegiate appearance against Nebraska (March 4) at the Frisco Classic, throwing a scoreless inning with two strikeouts.
- Struck out a combined nine batters in his first three appearances, all out of the bullpen, giving up just a single earned run against Alcorn State (March 15).
- Threw a scoreless frame against Alabama (April 1), striking out one and walking one.
- Notched his first collegiate win after holding Missouri State scoreless through the second, third, and part of the fourth inning, striking out two and allowing just one hit.
- Earned his second win of the season after holding Memphis (April 18) for 1.1 innings after the Hogs came back from a 3-0 deficit.
- Had his best outing of his young career, going three scoreless innings against Kansas State, the longest of any Hog pitcher in the 6-5 win over the Wildcats.
- Struck out a season-high six Auburn batters in Arkansas' 12-0 run-rule win over Auburn in the SEC Tournament. Helped throw the first no-hit ter in SEC Tournament history.

#29 ANGUS DENTON • FR • RHP • 5-11 • 160

CAREER HIGHS

Category	High	Opponent (Last)	Date
Innings	5.2	at #10 Auburn	4/21/17
Longest Start	--	--	--
Shortest Start	--	--	--
Longest Relief	5.2	at #10 Auburn	4/21/17
Hits	7	at #10 Auburn	4/21/17
Runs	5	at #10 Auburn	4/21/17
Earned Runs	5	at #10 Auburn	4/21/17
Walks	2	at #10 Auburn	4/21/17
Strikeouts	5	at #10 Auburn	4/21/17

DENTON'S CAREER APPEARANCES

Angus Denton 2017 Game-By-Game (Freshman)
(8 Appearances, 0 Starts)

Date	Opponent	IP	H	R-ER	BB	K	Result
2/25/17	Bryant	0.1	0	0-0	0	0	ND
3/4/17	vs. Nebraska	0.1	0	0-0	1	0	ND
3/7/17	ULM	1.0	2	0-0	0	2	ND
3/15/17	Alcorn State	1.0	0	0-0	0	1	ND
4/4/17	Grand Canyon	1.0	0	0-0	0	1	ND
4/18/17	Memphis	1.0	0	0-0	0	1	ND
4/21/17	at #10 Auburn	5.2	7	5-5	2	5	ND
4/25/17	vs. Kansas State	0.0	1	1-1	0	0	ND
TOTALS	8 G, 0 GS	10.1	10	6-6	3	10	0-0

#45 KEVIN KOPPS • R-FR • RHP • 6-0 • 190

CAREER HIGHS

Category	High	Opponent (Last)	Date
Innings	5.2	Georgia	4/15/17
Longest Start	3.1	2x (Bryant)	2/26/17
Shortest Start	3.1	2x (Bryant)	2/26/17
Longest Relief	5.2	Georgia	4/15/17
Hits	5	3x (at #10 Auburn)	4/23/17
Runs	3	3x (vs. LSU)	5/28/17
Earned Runs	3	2x (#13 LSU)	4/8/17
Walks	3	2x (at #18 Missouri)	3/26/17
Strikeouts	5	Miami (Ohio)	2/19/17

KOPPS' CAREER APPEARANCES

Kevin Kopps 2017 Game-By-Game (R-Freshman)
(20 Appearances, 4 Starts)

Date	Opponent	IP	H	R-ER	BB	K	Result
2/19/17	Miami (Ohio)*	3.1	2	1-1	2	5	W, 1-0
2/26/17	Bryant*	3.1	4	2-2	2	2	ND
3/3/17	vs. #5 Arizona	0.2	0	0-0	0	0	ND
3/5/17	vs. #30 Oklahoma St.	2.1	1	0-0	1	1	ND
3/12/17	Rhode Island	3.0	1	0-0	3	3	ND
3/17/17	Mississippi St.	0.2	1	0-0	0	1	ND
3/22/17	New Orleans	1.0	0	0-0	0	1	ND
3/26/17	at #18 Missouri	3.2	2	2-2	3	4	ND
4/1/17	at Alabama	3.0	5	3-3	0	4	ND
4/8/17	#13 LSU	0.2	2	3-3	1	0	ND
4/11/17	at Missouri State	1.0	2	1-1	0	1	ND
4/15/17	Georgia	5.2	5	0-0	2	3	W, 2-0
4/23/17	at #10 Auburn	1.0	3	1-1	2	0	ND
4/25/17	vs. Kansas State*	2.0	1	1-1	0	1	ND
4/27/17	Ole Miss	2.2	2	0-0	1	2	ND
5/4/17	at Tennessee	2.2	2	0-0	0	2	ND
5/12/17	#25 Vanderbilt	2.0	1	0-0	0	2	W, 3-0
5/20/17	at No. 22 Texas A&M	3.0	2	0-0	1	4	S, 2
5/25/17	vs. Mississippi St.	1.0	1	1-1	0	0	ND
5/28/17	vs. LSU*	3.0	3	3-1	0	1	L, 3-1
TOTALS	19 G, 3 GS	42.2	37	15-15	18	363-0 (2 SV)	

2017 HIGHLIGHTS

- Was the Sunday starter for the first two weekends of the season, garnering a win in first collegiate start against Miami (Ohio) (Feb. 19).
- Moved to the bullpen prior to the Frisco Classic and made appearances against No. 5 Arizona (March 3) and No. 30 Oklahoma State (March 5), allowing just one hit over 3.0 innings.
- Had a seven-inning scoreless streak from his first appearance out of the bullpen (No. 5 Arizona, March 3) to his one-inning save against New Orleans (March 22).
- Corralled his first save of the season after pitching a perfect ninth inning against New Orleans (March 22) with one strikeout.
- Pitched a career-long 5.2 innings against Georgia (April 15), scattering five hits in his sixth scoreless outing this season. It's the longest scoreless outing by a Razorback reliever this year.
- Pitched his third straight outing of two or more innings without giving up a run after giving up just one hit in the eighth and ninth innings to lead to the 4-3 walk-off win over Vanderbilt. It was his third win of the year.
- Picked up his second save of the year after pitching the final three innings in a 8-0 victory at No. 22 Texas A&M, his fourth-straight scoreless outing.
- Started the championship game of the SEC Tournament against LSU, going 3.0 innings and allowing just one earned run with three hits.

#35 JACOB KOSTYSHOCK • FR • RHP • 6-4 • 175

CAREER HIGHS

Category	High	Opponent (Last)	Date
Innings	2.0	ULM	3/8/17
Longest Start	--	--	--
Shortest Start	--	--	--
Longest Relief	2.0	ULM	3/8/17
Hits	3	Grand Canyon	4/4/17
Runs	3	vs. Nebraska	3/4/17
Earned Runs	3	vs. Nebraska	3/4/17
Walks	3	vs. Nebraska	3/4/17
Strikeouts	2	2x (ULM)	3/8/17

KOSTYSHOCK'S CAREER APPEARANCES

Jacob Kostyshock 2017 Game-By-Game (Freshman)
(6 Appearances, 0 Starts)

Date	Opponent	IP	H	R-ER	BB	K	Result
3/4/17	vs. Nebraska	0.2	2	3-3	3	2	ND
3/8/17	ULM	2.0	0	0-0	0	2	ND
3/15/17	Alcorn State	1.0	0	0-0	0	0	ND
4/4/17	Grand Canyon	0.2	3	1-1	0	1	ND
4/13/17	Georgia	0.0	0	0-0	2	0	ND
4/25/17	vs. Kansas State	1.0	1	0-0	1	1	W, 1-0
TOTALS	6 G, 0 GS	5.2	6	4-4	6	6	1-0

2017 HIGHLIGHTS

- Made his first collegiate appearance against Nebraska in the Frisco Classic, striking out two and giving up three earned runs.
- Garnered his first collegiate win after throwing a scoreless 10th inning and striking out one against Kansas State in Kauffman Stadium.
- Has only allowed one run over his last 4.2 innings dating back his appearance against ULM (March 8).

#27 EVAN LEE • FR • LHP • 6-2 • 190

CAREER HIGHS

Category	High	Opponent (Last)	Date
Innings	2.1	vs. #30 Oklahoma St.	3/5/17
Longest Start	1.0	at Louisiana Tech	3/1/17
Shortest Start	1.0	at Louisiana Tech	3/1/17
Longest Relief	2.1	vs. #30 Oklahoma St.	3/5/17
Hits	3	2x (at #10 Auburn)	4/23/17
Runs	3	at Louisiana Tech	3/1/17
Earned Runs	3	at Louisiana Tech	3/1/17
Walks	1	5x (at #10 Auburn)	4/22/17
Strikeouts	2	6x (at #10 Auburn)	4/23/17

LEE'S CAREER APPEARANCES

Evan Lee 2017 Game-By-Game (Freshman)
(13 Appearances, 1 Start)

Date	Opponent	IP	H	R-ER	BB	K	Result
2/26/17	Bryant	1.0	0	0-0	0	1	ND
3/1/17	at Louisiana Tech*	1.0	2	3-3	0	0	ND
3/5/17	vs. #30 Oklahoma St.	2.1	1	1-0	1	2	ND
3/15/17	Alcorn State	1.0	0	0-0	1	2	ND
3/17/17	Mississippi St.	0.1	0	0-0	0	0	ND
4/5/17	Grand Canyon	2.0	3	1-1	1	2	ND
4/11/17	at Missouri State	1.0	2	0-0	0	2	ND
4/18/17	Memphis	2.0	0	0-0	1	2	ND
4/22/17	at #10 Auburn	0.1	0	0-0	1	1	ND
4/23/17	at #10 Auburn	1.2	3	2-2	0	2	ND
4/28/17	Ole Miss	1.0	0	0-0	0	0	S, 1
5/18/17	at No. 22 Texas A&M	0.1	0	0-0	0	0	ND
5/25/17	vs. Mississippi St.	0.0	0	0-0	1	0	ND
TOTALS	13 G, 1 GS	13.2	11	7-6	5	12	0-0 (1 SV)

2017 HIGHLIGHTS

- Made his first collegiate start in game two against Louisiana Tech (March 1), giving up three earned runs in one inning.
- Picked up a key strikeout with the bases loaded in the sixth inning to help lock up a series evening win over No. 10 Auburn (April 22).
- Earned his first save after pitching a flawless ninth inning in a 7-4 win over Ole Miss (April 28), needing just six pitches to prevent a series sweep.

#46 BARRETT LOSEKE • SO • RHP • 6-0 • 170

CAREER HIGHS

Category	High	Opponent (Last)	Date
Innings	4.2	Rhode Island	3/10/17
Longest Start	4.0	2x (at S. Carolina)	3/19/16
Shortest Start	1.0	at Ole Miss	4/10/16
Longest Relief	4.2	Rhode Island	3/10/17
Hits	4	2x (Bryant)	2/26/17
Runs	3	4x (Memphis)	4/18/17
Earned Runs	3	4x (Memphis)	4/18/17
Walks	3	4x (Memphis)	4/18/17
Strikeouts	7	at Louisiana Tech	3/1/17

CAREER VS. 2017 OPPONENTS

Team	ERA	W-L	G-GS	IP	H	R	ER	BB-K
Oklahoma St.	0.00	0-0	1-0	1.0	0	0	0	1-0
ULM	0.00	0-0	1-0	1.0	1	0	0	0-1
Mississippi St.	0.00	0-0	1-0	1.0	1	0	0	0-2
Missouri	8.71	0-1	2-1	3.2	5	5	5	2-4
LSU	0.00	0-0	3-0	2.2	4	0	0	3-3
Missouri St.	9.00	0-1	2-1	3.0	3	4	4	2-2
Auburn	4.09	0-0	2-1	3.0	5	1	1	1-2
Ole Miss	27.00	0-1	1-1	1.0	2	3	3	2-3
Texas A&M	0.00	0-0	1-0	3.2	0	0	0	0-4

LOSEKE'S CAREER APPEARANCES

Barrett Loseke 2017 Game-By-Game (Sophomore)
(14 Appearances, 2 Starts)

Date	Opponent	IP	H	R-ER	BB	K	Result
2/19/17	Miami (Ohio)	1.0	0	0-0	2	2	ND
2/26/17	Bryant	2.1	4	3-3	2	3	ND
3/1/17	at Louisiana Tech	4.0	1	0-0	1	7	W, 1-0
3/10/17	Rhode Island	4.2	3	0-0	0	3	W, 2-0
3/18/17	Mississippi St.	0.0	0	0-0	1	0	ND
3/22/17	New Orleans	3.1	1	0-0	1	4	W, 3-0
3/26/17	at #18 Missouri	0.1	3	2-2	1	0	ND
4/5/17	Grand Canyon*	2.0	0	0-0	2	2	ND
4/7/17	#13 LSU	1.0	3	0-0	0	1	ND
4/11/17	at Missouri State	1.0	1	2-2	1	1	ND
4/13/17	Georgia	1.2	0	0-0	1	2	ND
4/18/17	Memphis*	3.0	3	3-3	3	2	ND
4/23/17	at #10 Auburn	0.1	1	0-0	0	0	ND
4/25/17	vs. Kansas State	0.1	1	2-2	1	0	ND
TOTALS	14 G, 2 GS	25.0	21	12-12	16	27	3-0

Barrett Loseke 2016 Game-By-Game (Freshman)
(17 Appearances, 6 Starts)

Date	Opponent	IP	H	R-ER	BB	K	Result
2/20/16	Central Michigan	0.1	1	0-0	0	0	ND
2/23/16	Mississippi Valley St.	2.0	1	0-0	0	3	ND
2/28/16	vs. #23 Texas Tech	1.1	2	0-0	3	3	ND
3/9/16	Gonzaga	3.0	1	0-0	1	1	ND
3/13/16	Western Illinois*	4.0	1	0-0	1	4	W, 1-0
3/19/16	at #12 South Carolina*	4.0	3	2-2	3	3	ND
3/27/16	Auburn*	2.2	4	1-1	1	2	ND
4/3/16	Missouri*	3.1	2	3-3	1	4	L, 1-1
4/10/16	at #14 Ole Miss*	1.0	2	3-3	2	3	L, 1-2
4/12/16	ULM	1.0	1	0-0	0	1	ND
4/16/16	#2 Florida	0.2	0	0-0	3	2	ND
4/26/16	#18 Oklahoma St.	1.0	0	0-0	1	0	ND
4/30/16	#2 Texas A&M-2	3.2	2	0-0	0	4	ND
5/6/16	at #13 LSU	0.0	0	0-0	2	0	ND
5/8/16	at #13 LSU	1.2	1	0-0	1	2	ND
5/17	Missouri St.*	2.0	2	2-2	1	1	L, 1-3
5/20/16	at #4 Mississippi St.	1.0	1	0-0	0	2	ND
TOTALS	17 G, 6 GS	32.2	24	11-11	20	35	1-3

CAREER HIGHS

Category	High	Opponent (Last)	Date
Innings	7.0	2x (vs. Florida)	5/27/17
Longest Start	7.0	2x (vs. Florida)	5/27/17
Shortest Start	3.0	Alcorn State	3/15/17
Longest Relief	2.1	Missouri St.	5/17/16
Hits	6	Alcorn State	3/15/17
Runs	5	Missouri St.	5/17/16
Earned Runs	4	Missouri St.	5/17/16
Walks	4	New Orleans	3/22/17
Strikeouts	10	Grand Canyon	4/5/17

CAREER VS. 2017 OPPONENTS

Team	ERA	W-L	G-GS	IP	H	R	ER	BB-K
Oklahoma St.	0.00	0-0	1-0	0.1	0	0	0	0-1
Missouri	18.00	0-0	2-0	0.0	5	5	5	2-0
Missouri St.	10.71	0-0	3-1	4.2	6	7	5	3-7
Auburn	5.29	0-0	2-0	5.1	6	3	3	0-5
Texas A&M	0.00	0-0	1-0	0.0	1	0	0	1-0

MURPHY'S CAREER APPEARANCES

Kacey Murphy 2017 Game-By-Game (Sophomore)
(17 Appearances, 8 Starts)

Date	Opponent	IP	H	R-ER	BB	K	Result
2/19/17	Miami (Ohio)	1.0	0	0-0	0	1	ND
2/24/17	Bryant	0.1	1	0-0	1	1	ND
3/3/17	vs. #5 Arizona	1.1	2	1-1	1	0	ND
3/8/17	ULM*	5.0	3	2-2	1	9	W, 1-0
3/15/17	Alcorn State*	3.0	6	1-1	1	6	W, 2-0
3/19/17	Mississippi St.	0.1	0	0-0	0	0	ND
3/22/17	New Orleans*	2.2	2	0-0	4	3	ND
3/25/17	at #18 Missouri	0.0	3	3-3	1	0	ND
4/5/17	Grand Canyon*	4.0	5	0-0	0	10	W, 3-0
4/11/17	at Missouri State*	1.2	3	1-1	0	2	ND
4/15/17	Georgia	0.1	1	0-0	1	0	ND
4/19/17	Memphis*	7.0	1	0-0	1	7	W, 4-0
4/23/17	at #10 Auburn	3.1	2	1-1	0	2	ND
4/28/17	Ole Miss*	1.2	3	3-3	2	2	ND
5/13/17	#25 Vanderbilt	1.0	3	3-3	2	2	ND
5/25/17	vs. Mississippi St.	1.0	0	0-0	0	1	ND
5/27/17	vs. Florida*	7.0	2	0-0	3	8	W, 5-0
TOTALS	17 G, 8 GS	41.2	37	15-15	18	54	5-0

Kacey Murphy 2016 Game-By-Game (Freshman)
(14 Appearances, 0 Starts)

Date	Opponent	IP	H	R-ER	BB	K	Result
2/19/16	Central Michigan	0.1	0	0-0	1	1	ND
2/21/16	Central Michigan	0.2	0	0-0	1	0	ND
2/23/16	Mississippi Valley St.	1.0	1	1-1	1	1	ND
3/4/16	Eastern Illinois	1.0	1	0-0	0	0	ND
3/9/16	Gonzaga	0.1	0	1-1	0	0	ND
3/13/16	Western Illinois	1.2	0	0-0	0	2	ND
3/18/16	at #12 South Carolina	0.2	3	1-1	1	0	ND
3/26/16	Auburn	2.0	4	2-2	0	3	ND
4/3/16	Missouri	0.0	2	2-2	1	0	ND
4/19/16	#25 Creighton	0.2	1	0-0	0	1	ND
4/26/16	#18 Oklahoma St.	0.1	0	0-0	0	1	ND
5/1/16	#2 Texas A&M	0.0	1	0-0	1	0	ND
5/3/16	at Missouri St.	0.2	0	1-0	2	0	ND
5/17/16	Missouri St.	2.1	3	5-4	1	5	ND
TOTALS	14 G, 0 GS	11.2	16	13-11	9	14	0-0

2017 HIGHLIGHTS

- Earned his first win of the season in his first collegiate start, going a career-high 5.0 innings against ULM (3/8/17) and striking out nine
- Started for the second straight midweek game, going 3.0 innings against Alcorn State and gave up just one earned run with six strikeouts.
- Struck out a career-high 10 Grand Canyon batters in his fourth start of the year. Achieved the feat in just four innings and striking out the side in his final three innings.
- Pitched a career-high seven innings and gave up just one hit to Memphis in North Little Rock, while striking out seven.
- Threw a complete seven-inning two-hitter against Florida in the SEC Tournament semifinals, the second complete game by a Hog pitcher this season.

#34 JAKE REINDL • SO • RHP • 6-1 • 200

CAREER HIGHS

Category	High	Opponent (Last)	Date
Innings	6.1	Ole Miss	4/28/17
Longest Start	--	--	--
Shortest Start	--	--	--
Longest Relief	6.1	Ole Miss	4/28/17
Hits	6	Ole Miss	4/28/17
Runs	2	2x (at Tennessee)	5/4/17
Earned Runs	2	Gonzaga	3/9/16
Walks	3	Ole Miss	4/28/17
Strikeouts	6	2x (#25 Vanderbilt)	5/14/17

REINDL'S CAREER APPEARANCES

Jake Reindl 2017 Game-By-Game (Sophomore)
(21 Appearances, 0 Starts)

Date	Opponent	IP	H	R-ER	BB	K	Result
2/17/17	Miami (Ohio)	3.0	2	0-0	0	3	ND
2/24/17	Bryant	0.1	1	2-2	1	0	ND
3/1/17	at Louisiana Tech	2.0	3	0-0	0	2	ND
3/5/17	vs. #14 Oklahoma St.	0.0	0	0-0	1	0	ND
3/14/17	Alcorn State	2.1	4	1-1	1	1	ND
3/22/17	New Orleans	0.2	2	1-1	1	1	ND
3/25/17	at #18 Missouri	2.2	2	0-0	0	4	ND
4/1/17	at Alabama	2.2	0	0-0	0	5	ND
4/4/17	Grand Canyon	2.1	0	0-0	0	1	ND
4/9/17	#13 LSU	5.2	2	1-1	0	5	ND
4/14/17	Georgia	2.0	1	0-0	2	1	W, 1-0
4/18/17	Memphis	1.2	3	4-4	0	0	ND
4/22/17	at #10 Auburn	3.0	2	0-0	1	6	S, 1
4/25/17	vs. Kansas State	1.1	1	0-0	1	1	ND
4/28/17	Ole Miss	6.1	6	1-1	3	5	W, 2-0
5/4/17	at Tennessee	0.1	2	2-0	1	0	L, 2-1
5/12/17	#25 Vanderbilt	0.0	0	0-0	1	0	ND
5/14/17	#25 Vanderbilt	4.1	3	0-0	0	6	S, 2
5/18/17	at No. 22 Texas A&M	2.0	1	1-1	1	2	W, 3-1
5/25/17	vs. Mississippi St.	1.0	1	1-0	1	1	ND
5/26/17	vs. Mississippi St.	2.1	0	0-0	0	1	ND
TOTALS	21 G, 0 GS	46.0	36	14-11	14	45	3-1 (2 SV)

Jake Reindl 2016 Game-By-Game (Freshman)
(6 Appearances, 0 Starts)

Date	Opponent	IP	H	R-ER	BB	K	Result
2/24/16	Mississippi Valley St.	1.0	0	0-0	0	2	ND
3/9/16	Gonzaga	0.1	2	2-2	0	0	ND
3/15/16	Grambling St.	1.0	1	0-0	0	0	ND
4/5/17/16	Missouri St.	1.0	1	0-0	0	1	ND
5/19/16	at #4 Mississippi St.	0.2	0	0-0	0	1	ND
TOTALS	6 G, 0 GS	5.0	6	3-3	0	5	0-0

2017 HIGHLIGHTS

- Held Louisiana Tech (March 1) scoreless over 2.0 innings of relief to help in nine-run comeback.
- Had another 2+ inning outing in game two against Missouri (March 25), going 2.2 innings and striking out a career-high four batters.
- Had another 2.2-inning outing against SEC play, striking out a career-high five batters against Alabama (April 1), while also not allowing a hit.
- Struck out a career-high six batters in the 7-3 win over No. 10 Auburn (April 22).
- Picked up his second win of the season after a career-long 6.1 innings against Ole Miss (April 28).
- Pitched the final 4.1 innings against Vanderbilt (May 14), tying a career-high six strikeouts to earn his second save of the season.
- Pitched the 9th and 10th innings at No. 22 Texas A&M (May 18) to earn his third win of the year, giving up just one run on one hit.
- Gave up just one unearned run and one hit in the SEC Tournament in 3.1 innings.

#37 WESTON ROGERS • SO • LHP • 6-4 • 215

CAREER HIGHS

Category	High	Opponent (Last)	Date
Innings	4.0	Grambling St.	3/16/16
Longest Start	4.0	Grambling St.	3/16/16
Shortest Start	1.2	Gonzaga	3/9/16
Longest Relief	2.0	2x (Ok. St.)	4/26/16
Hits	5	Bryant	2/25/17
Runs	4	Bryant	2/25/17
Earned Runs	4	Bryant	2/25/17
Walks	2	4x (at #10 Auburn)	4/21/17
Strikeouts	4	2x (at Missouri St.)	5/3/16

ROGERS' CAREER APPEARANCES

Weston Rogers 2017 Game-By-Game (Sophomore)
(11 Appearances, 0 Starts)

Date	Opponent	IP	H	R-ER	BB	K	Result
2/18/17	Miami (Ohio)	1.0	0	0-0	0	1	ND
2/25/17	Bryant	1.1	5	4-4	0	3	ND
2/28/17	at Louisiana Tech	0.0	1	1-0	0	0	ND
3/4/17	vs. Nebraska	1.0	0	0-0	2	1	ND
3/14/17	Alcorn State	1.1	2	0-0	0	2	ND
3/22/17	New Orleans	1.1	0	0-0	0	1	ND
4/4/17	Grand Canyon	3.0	2	1-1	0	3	W, 1-0
4/11/17	Missouri State	0.2	0	0-0	0	0	ND
4/13/17	Georgia	1.1	2	3-3	2	2	ND
4/21/17	at #10 Auburn	0.0	0	2-2	2	0	ND
4/25/17	vs. Kansas State	0.2	0	0-0	1	0	ND
TOTALS	11 G, 0 GS	11.2	12	11-10	7	13	1-0

Weston Rogers 2016 Game-By-Game (Freshman)
(11 Appearances, 5 Starts)

Date	Opponent	IP	H	R-ER	BB	K	Result
2/24/16	Mississippi Valley St.*	2.0	1	0-0	0	4	W, 1-0
2/28/16	vs. #23 Texas Tech	0.1	2	0-0	0	0	ND
3/2/16	Louisiana Tech*	2.2	3	2-2	1	1	ND
3/5/16	Eastern Illinois	1.1	0	0-0	0	3	ND
3/9/16	Gonzaga*	1.2	2	2-2	1	1	ND
3/16/16	Grambling St.*	4.0	3	2-2	0	2	ND
4/19/16	#25 Creighton	2.0	1	0-0	0	1	ND
4/26/16	#18 Oklahoma St.	2.0	2	2-2	2	1	ND
4/30/16	#2 Texas A&M-2	0.0	1	0-0	0	0	ND
5/3/16	at Missouri St.*	3.0	3	3-3	1	4	L, 1-1
5/8/16	at #13 LSU	1.0	2	2-2	1	0	ND
TOTALS	11 G, 5 GS	20.0	20	13-13	6	17	1-1

#25 DOMINIC TACCOLINI • SR • RHP • 6-3 • 230

CAREER HIGHS

Category	High	Opponent (Last)	Date
Innings	10.0	at Kentucky	4/22/16
Longest Start	10.0	at Kentucky	4/22/16
Shortest Start	1.0	Missouri	4/1/16
Longest Relief	4.2	at Virginia	5/3/14
Hits	12	at S. Carolina	3/18/16
Runs	8	3x (Alabama)	5/13/16
Earned Runs	8	3x (Alabama)	5/13/16
Walks	6	at Texas A&M	4/18/16
Strikeouts	10	2x (ULM)	3/7/17

CAREER VS. 2017 OPPONENTS

Team	ERA	W-L	G-GS	IP	H	R	ER	BB-K
Mississippi St.	2.81	1-1	3-2	16.0	16	8	5	7-13
Missouri	2.57	0-0	3-2	7.0	6	3	2	3-5
Grambling St.	0.00	0-0	1-0	2.0	2	0	0	2-2
Alabama	11.25	0-1	5-2	12.0	13	15	15	14-13
LSU	6.14	1-1	4-2	13.2	16	10	9	6-4
Missouri St.	0.00	1-0	2-0	3.0	0	0	0	0-5
Georgia	4.09	0-0	2-0	2.2	4	2	1	3-2
Memphis	16.36	0-0	1-0	1.1	2	2	2	1-3
Auburn	2.25	0-0	3-2	12.0	14	4	3	7-7
Ole Miss	7.50	1-0	4-2	13.2	13	11	11	8-13
Tennessee	0.00	0-0	1-0	2.1	0	0	0	0-1
Vanderbilt	3.96	1-1	2-2	9.1	11	8	4	4-3
Texas A&M	8.14	1-1	4-4	21.0	26	19	19	13-18

TACCOLINI'S CAREER APPEARANCES

Dominic Taccolini 2017 Game-By-Game (Senior)
(17 Appearances, 5 Starts)

Date	Opponent	IP	H	R-ER	BB	K	Result
2/18/17	Miami (Ohio)	3.0	0	0-0	1	4	ND
2/24/17	Bryant	1.0	0	0-0	2	2	W, 1-0
2/26/17	Bryant	1.1	2	1-1	1	0	W, 2-0
3/1/17	at Louisiana Tech	0.2	4	7-7	2	0	ND
3/7/17	ULM*	6.0	7	2-2	2	10	W, 3-0
3/14/17	Alcorn State*	4.0	5	1-1	0	3	ND
3/19/17	Mississippi St.	4.0	1	1-1	1	5	ND
3/24/17	at #18 Missouri	3.0	2	0-0	1	4	ND
3/31/17	at Alabama	1.0	0	0-0	0	0	ND
4/2/17	at Alabama	3.0	1	1-1	3	2	ND
4/7/17	#13 LSU	2.0	3	3-3	2	1	ND
4/11/17	at Missouri State	1.0	0	0-0	0	3	ND
4/14/17	Georgia	0.2	3	2-1	1	0	ND
5/14/17	#25 Vanderbilt*	4.2	3	1-1	1	1	W, 4-0
5/19/17	at #22 Texas A&M*	6.0	7	5-5	4	3	L, 4-1
5/25/17	vs. Auburn*	2.0	0	0-0	4	0	ND
5/28/17	vs. LSU	3.0	0	0-0	0	4	ND
TOTALS	17 G, 4 GS	40.1	31	19-18	21	39 4-0 (2 SV)	

Dominic Taccolini 2016 Game-By-Game (Junior)
(15 Appearances, 13 Starts)

Date	Opponent	IP	H	R-ER	BB	K	Result
2/19/16	Central Michigan*	7.0	1	1-1	1	3	W, 1-0
2/26/16	vs. #24 Rice*	6.0	5	2-2	1	6	W, 2-0
3/4/16	Eastern Illinois*	5.0	4	2-2	1	5	W, 3-0
3/11/16	Western Illinois*	7.0	2	1-1	2	9	ND
3/18/16	at #12 South Carolina*	6.0	12	8-8	1	2	L, 3-1
3/25/16	Auburn*	2.0	6	2-2	3	3	ND
4/1/16	Missouri*	1.0	4	3-2	1	0	ND
4/6/16	at Memphis	1.1	2	2-2	1	3	ND
4/10/16	at #14 Ole Miss	3.2	4	3-3	1	4	ND
4/14/16	#2 Florida*	3.0	1	3-3	3	2	L, 3-2
4/22/16	at #12 Kentucky*	10.0	5	0-0	0	10	W, 4-2
4/30/16	#2 Texas A&M-1*	6.0	9	5-5	2	6	W, 5-2

5/6/16	at #13 LSU*	5.0	5	5-4	3	1	L, 5-3
5/13/16	Alabama*	3.2	7	8-8	4	4	L, 5-4
5/19/16	at #4 Mississippi St.*	5.1	11	7-3	2	3	L, 5-5
TOTALS	15 G, 13 GS	72.0	78	52-46	26	61	5-5

Dominic Taccolini 2015 Game-By-Game (Sophomore)
(17 Appearances, 13 Starts)

Date	Opponent	IP	H	R-ER	BB	K	Result
2/14/15	North Dakota-1*	6.0	4	2-2	0	8	W, 1-0
2/20/15	vs. #22 UCF*	4.0	4	3-3	3	6	L, 1-1
3/2/15	Eastern Illinois-1*	6.0	2	1-1	2	4	W, 2-1
3/7/15	Loyola Marymount*	7.0	5	2-2	0	9	W, 3-1
3/14/15	at #5 Vanderbilt-2*	4.2	8	7-3	3	2	L, 3-2
3/19/15	#1 LSU*	6.0	6	1-1	1	2	W, 4-2
3/26/15	Ole Miss*	5.2	3	3-3	6	7	W, 5-2
4/4/15	at Auburn*	7.0	5	2-1	3	3	ND
4/11/15	Kentucky*	2.2	6	8-8	4	3	L, 5-3
4/18/15	at #1 Texas A&M-2*	5.1	7	6-6	4	6	ND
4/25/15	Mississippi State*	6.2	4	1-1	4	5	W, 6-3
5/1/15	at Alabama*	4.0	3	2-2	5	6	ND
5/10/15	Tennessee	2.1	0	0-0	0	1	ND
5/12/15	at Creighton	2.2	2	0-0	0	2	ND
5/15/15	at Georgia	2.0	1	0-0	2	2	ND
5/20/15	vs. Florida	3.0	2	0-0	2	1	ND
5/22/15	vs. Florida*	2.0	5	5-4	2	0	L, 6-4
TOTALS	17 G, 13 GS	77.0	67	43-37	41	67	6-4

Dominic Taccolini 2014 Game-By-Game (Freshman)
(17 Appearances, 3 Starts)

Date	Opponent	IP	H	R-ER	BB	K	Result
2/14/14	Appalachian State	1.0	1	2-2	0	0	ND
2/23/14	Eastern Illinois	1.0	0	2-0	0	0	ND
2/28/14	South Alabama	1.0	0	0-0	0	0	ND
3/9/14	at California	1.0	0	0-0	0	0	ND
3/16/14	at Florida	1.0	3	2-2	1	0	ND
3/19/14	Grambling State	2.0	2	0-0	2	2	ND
3/21/14	Alabama	0.1	2	4-4	2	1	ND
4/22/14	Northwestern St.	1.0	0	0-0	0	1	ND
4/23/14	Northwestern St.	2.0	3	0-0	0	3	W, 1-0
4/26/14	Auburn-2	3.0	3	0-0	1	1	ND
4/29/14	at Missouri St.	2.0	0	0-0	0	2	W, 2-0
5/3/14	at Ole Miss	2.0	1	0-0	0	1	ND
5/11/14	Texas A&M*	3.2	3	3-3	3	3	ND
5/17/14	at Missouri*	3.0	0	0-0	1	1	ND
5/23/14	vs. Ole Miss*	1.2	7	5-5	1	1	ND
5/24/14	vs. LSU	0.2	2	1-1	0	0	ND
5/31/14	at Virginia	4.2	2	0-0	1	4	ND
TOTALS	17 G, 3 GS	31.0	29	19-17	12	20	2-0

2017 HIGHLIGHTS

- Recorded wins in games one and three with Bryant, pitching no more than 1.1 innings in either game.
- Made his first start of the year in game one against ULM (March 7, 2017), going 6.0 innings and striking out 10 batters to tie a career-high.
- Was the first Razorback pitcher to record 10 or more strikeouts twice in a career since Drew Smyly (1 in 2009 and 2 in 2010).
- Earned the rare four-inning save in game three against Mississippi State, allowing just one run and one walk, while striking out five to help the Razorbacks sweep the Bulldogs.
- Totaled his second save in as many weeks after finishing up the final three innings against #18 Missouri (March 24), allowing just two hits and no runs.
- Made his first start in two months and his first appearance in nearly a month when making the game three start against Vanderbilt (May 14), earning the win after 4.2 innings and allowing just one run.

#15 JAKE ARLEDGE • SR • OF • 5-9 • 180

CAREER HIGHS

Category	High	Opponent (Last)	Date
Hits	3	6x (vs. Auburn)	5/25/17
Runs	4	2x (E. Illinois)	3/5/16
Doubles	1	10x (Memphis)	4/18/17
Triples	1	4x (at Tennessee)	5/4/17
Home Runs	2	E. Illinois	3/5/16
RBI	3	2x (ULM)	3/8/17
Walks	3	2x (#13 LSU)	4/8/17
Stolen Bases	2	at LSU	5/6/16

CAREER VS. 2017 OPPONENTS

Team	AVG.	G-GS	AB	R	H	RBI	SB
La. Tech	.000	1-1	3	0	0	0	1
Oklahoma St.	.500	1-0	2	0	1	0	0
Miss. St.	.200	1-1	5	0	1	0	0
Missouri	.000	2-2	6	1	0	1	0
Grambling St.	.143	2-2	7	1	1	0	0
Alabama	.143	3-1	7	1	1	0	0
LSU	.222	2-2	9	2	2	2	2
Missouri St.	.000	1-1	2	1	0	0	0
Auburn	.286	3-2	7	4	2	0	0
Ole Miss	.200	2-2	5	1	1	0	0
Texas A&M	.000	2-1	3	0	0	0	1

2017 HIGHLIGHTS

- Hit the go-ahead home run in game three against Bryant capping a four-run comeback to take a 6-5 lead.
- Hit his first home run of the year in game two against Bryant, part of a 3-for-4 day with two RBIs.
- Had two hits and one RBI in Louisiana Tech series, including key RBI in fifth that helped in the nine-run comeback.
- Tied a career-high three hits against ULM on in game two of the mid week series, part of a 3-for-4 day with three RBIs, which also tied a career-high.
- Hit his third home run of the year against Rhode Island (March 10), part of a 2-for-4 day at the plate, surpassing his home run total from last season.
- Hit the walk-off single to beat Alcorn State (March 14) to score Cannon Chadwick, his second hit of the day.
- Had a hitting streak of 14-straight games before going 0-for-4 in game one against Mississippi State. Now has a hit in 17 of last 18 games.
- Recorded his seventh multi-hit game of the year after going 2-for-3 with an RBI and matched a career-high two walks in the 6-1 win over Mississippi State (March 19, 2017).
- Walked a career-high three times against New Orleans, part of a 1-for-2 day at the plate with one run scored.
- Notched his 11th multi-hit game of the year after going 2-for-5 against Auburn (April 23) with two runs scored.
- Had at least one hit in each game against Alabama, including a three-hit day in game two (April 1), his third three-hit game of the year.
- Tied a career-high three hits in Arkansas' 12-0 win over Auburn in the SEC Tournament, his first three-hit game since March 8.

#17 LUKE BONFIELD • JR • OF • 6-3 • 215

CAREER HIGHS

Category	High	Opponent (Last)	Date
Hits	3	8x (at Missouri State)	4/11/17
Runs	4	2x (vs. Nebraska)	3/4/17
Doubles	2	3x (at #10 Auburn)	4/22/17
Triples	1	at Missouri State	4/11/17
Home Runs	1	17x (vs. Mississippi St.)	5/25/17
RBI	5	Miss. Valley St.	2/23/16
Walks	4	at LSU	5/7/16
Stolen Bases	1	at #22 Texas A&M	5/18/17

CAREER VS. 2017 OPPONENTS

Team	AVG.	G-GS	AB	R	H	RBI	SB
Oklahoma State	.600	2-2	5	3	3	4	0
ULM	.667	1-1	3	0	2	1	0
Mississippi St.	.083	5-4	12	1	1	0	0
Missouri	.200	3-2	5	0	1	0	0
Grambling St.	.375	2-2	8	3	3	1	0
Alabama	.077	4-4	13	0	1	0	0
LSU	.176	5-4	17	2	3	3	0
Missouri St.	.364	4-3	11	1	4	2	0
Memphis	.200	1-1	5	1	1	1	0
Auburn	.300	3-3	10	3	3	3	0
Ole Miss	.333	5-4	18	4	6	2	0
Tennessee	.000	1-1	3	0	0	0	0
Vanderbilt	.000	1-0	2	0	0	0	0
Texas A&M	.333	5-5	21	4	7	7	0

2017 HIGHLIGHTS

- Notched first multi-hit game of season in first game of the year when going 2-for-4 with an RBI against Miami (Ohio).
- Hit first home run of the season against Louisiana Tech (3/1) as part of the nine-run comeback. Ended up 2-for-4 in the game.
- Matched his career-high in both runs scored and hits after going 3-for-4 with four runs scored and one RBI against Nebraska.
- Tied a career-high in hits for the second time this season after going a perfect 3-for-3 against ULM in game two of the midweek series.
- Notched the walk-off single in the bottom of the ninth against Rhode Island to earn Arkansas' fourth series victory of the year.
- Hit the go-ahead two-run home run in the first inning against Mississippi State (March 17, 2017), his fourth long ball of the season. Ended up 2-for-4 on the night.
- Tied a career-high three hits against Alabama (March 31) with two runs scored, three RBIs and one home run.
- Claimed SEC Player of the Week honors after hitting .400 for the week against Missouri State (April 11) and Georgia (April 13-15) with two home runs and 11 RBIs.
- Went 5-for-14 (.357) at the plate against Georgia with four of those hits coming with runners on base and three with two outs.
- His two-out home run in the seventh inning of game two against Georgia completed a two-run comeback to give the Hogs their first lead of the game, which they would go on to win, 5-4, in 10 innings.
- Hit his ninth home run of the year in the first inning of Arkansas' first game of the SEC Tournament (vs. Mississippi State), one of 10 home runs hit by the Hogs over the week.

#8 ERIC COLE • SO • OF • 5-11 • 195

CAREER HIGHS

Category	High	Opponent (Last)	Date
Hits	4	Georgia	4/14/17
Runs	3	2x (vs. Florida)	5/27/17
Doubles	2	at #22 Texas A&M	5/19/17
Triples	1	at Missouri St.	5/3/16
Home Runs	1	4x (vs. LSU)	5/28/17
RBI	2	8x (vs. LSU)	5/28/17
Walks	2	5x (vs. Mississippi St.)	5/25/17
Stolen Bases	1	4x (at #18 Missouri)	3/24/17

CAREER VS. 2017 OPPONENTS

Team	AVG.	G-GS	AB	R	H	RBI	SB
La. Tech	.200	1-1	5	1	1	0	0
Oklahoma St.	.250	1-1	4	0	1	1	0
Miss. St.	.444	2-2	9	1	4	0	1
Missouri	.000	1-1	5	0	0	0	0
Grambling St.	.250	2-1	4	0	1	1	0
Alabama	.000	1-1	3	0	0	0	0
LSU	.400	1-1	5	0	2	0	0
Missouri St.	.667	1-1	3	1	2	2	0
Memphis	.250	1-1	4	0	1	0	0
Auburn	1.000	1-0	1	0	1	0	0
Ole Miss	.000	2-1	4	1	0	0	0

2017 HIGHLIGHTS

- Hit first career home run, the unconventional way, with an inside-the-park home run in the third inning against Miami (Ohio) (Feb. 19).
- It's the first inside-the-park home run by a Razorback since Andrew Benintendi against Mississippi Valley State in 2015.
- Notched his first four-hit game of his career after going 4-for-5 against Georgia (April 14) with one double.
- Tallied an RBI in the 2-0 victory over Tennessee, helping provide the insurance run with a single up the middle.
- Has at least one hit in 10 of his last 13 games, going 16-for-50 (.320) with three multi-hit games, four doubles, and five runs scored.
- Finished the SEC Tournament hitting over .400 with nine hits and two home runs. The hit total was second-most of all players in the SEC Tournament field.

#28 DOMINIC FLETCHER • FR • OF • 5-11 • 195

CAREER HIGHS

Category	High	Opponent (Last)	Date
Hits	3	6x (vs. Florida)	5/27/17
Runs	3	2x (vs. Florida)	5/27/17
Doubles	1	5x (vs. LSU)	5/28/17
Triples	1	Memphis	4/18/17
Home Runs	1	12x (vs. Florida)	5/27/17
RBI	4	2x (vs. Florida)	5/27/17
Walks	1	10x (vs. Florida)	5/27/17
Stolen Bases	1	vs. Kansas State	4/25/17

2017 HIGHLIGHTS

- Hit first collegiate home run against Miami (Ohio) (Feb. 17) in the seventh inning, a solo-shot, part of a 2-for-4 day with two runs scored.
- Became the first Razorback true freshman to hit a home run on Opening Day since Andy Wilkins did it against Wright State in 2008.
- Provided the insurance solo home run against Louisiana Tech (3/1), his second of the season.
- Had a three RBI day against ULM in game two (March 8) of the midweek series, part of a 2-for-5 day at the plate with two runs scored and a home run.
- Was one of three Razorbacks to hit a home run in game three against No. 18 Missouri (March 26).
- Nearly hit for the cycle after a 3-for-5 game against Memphis (April 18). Hit his first triple of his career and notched a career-high four RBIs in the win.
- Hit both of Arkansas' home runs in the two-game series at Tennessee. His eighth of the year came as the deciding run in the 2-0 victory over the Vols on May 6.
- Homered twice in the Vanderbilt series, one being the game-tying two-run home run in game one that led to the 4-3 win.
- Went 3-for-4 with four RBIs and a home run against Florida in the SEC Tournament semifinals, his sixth three-hit game of the season.
- Had seven hits with six RBIs and two home runs throughout the SEC Tournament.

#3 JARED GATES • JR • INF • 6-0 • 190

CAREER HIGHS

Category	High	Opponent (Last)	Date
Hits	3	2x (#13 LSU)	4/7/17
Runs	2	vs. Auburn	5/25/17
Doubles	1	2x (Grand Canyon)	4/5/17
Triples	--	--	--
Home Runs	1	4x (Ole Miss)	4/27/17
RBI's	2	4x (at #10 Auburn)	4/22/17
Walks	2	2x (Memphis)	4/18/17
Stolen Bases	--	--	--

2017 HIGHLIGHTS

- Made his Razorback debut on March 22 against New Orleans after sitting out the first month of the season due to a hamate bone injury in his hand.
- Notched his first hit at Alabama (March 31), part of a perfect 3-for-3 day.
- Hit his first home run against Grand Canyon (April 4), a solo home run over the right field wall.
- Was on a four-game hitting streak leading up to the LSU series, hitting .467 during the span, after going hitless in his first six at-bats of the season.
- Had his second three-hit game of the year in game one against LSU (April 7), hitting one home run in the 9-3 victory.
- Hit his second home run in as many series after providing the only run in a 9-1 loss to Ole Miss (April 27). The week before, he hit the only home run for the Razorbacks in the Auburn series.

#44 ALEX GOSSER • SR • C • 6-0 • 215

CAREER HIGHS

Category	High	Opponent (Last)	Date
Hits	2	6x (Grand Canyon)	4/5/17
Runs	3	ULM	3/7/17
Doubles	1	3x (at Auburn)	4/3/15
Triples	--	--	--
Home Runs	1	Georgia	4/13/17
RBI's	2	Grand Canyon	4/5/17
Walks	2	2x (Bucknell)	6/1/14
Stolen Bases	--	--	--

CAREER VS. 2017 OPPONENTS

Team	AVG.	G-GS	AB	R	H	RBI	SB
Oklahoma St.	.000	1-0	0	0	0	0	0
Miss. St.	.000	1-0	0	0	0	0	0
Missouri	.667	1-0	3	1	2	1	0
Grambling St.	.000	1-0	1	0	0	0	0
Alabama	.286	4-3	7	0	2	0	0
LSU	.000	4-3	8	0	0	0	0
Missouri St.	.000	2-1	3	0	0	0	0
Georgia	.667	1-1	3	0	2	0	0
Memphis	.000	2-1	5	0	0	0	0
Auburn	.333	3-2	6	1	2	0	0
Ole Miss	.200	3-2	5	0	1	0	0
Tennessee	.000	1-1	3	0	0	0	0
Texas A&M	.250	5-3	12	1	3	2	0

2017 HIGHLIGHTS

- In his second appearance of the year, made the start at catcher against ULM (3/7/17), going 2-for-4 at the plate, tying a career-high.
- Scored from first on a Jax Biggers double to right-centerfield, one of a career-high three runs scored in the game.
- Hit his first career home run against Georgia (April 13), one of five home runs hit in the game by Razorbacks.

#33 GRANT KOCH • SO • C • 6-0 • 195

CAREER HIGHS

Category	High	Opponent (Last)	Date
Hits	4	Bryant	2/26/17
Runs	3	2x (vs. Nebraska)	3/4/17
Doubles	2	3x (Alcorn State)	3/15/17
Triples	1	2x (Bryant)	2/24/17
Home Runs	1	13 (#25 Vanderbilt)	5/14/17
RBIs	4	3x (vs. Nebraska)	3/4/17
Walks	2	4x (at Missouri State)	4/11/17
Stolen Bases	1	Alcorn State	3/14/17

CAREER VS. 2017 OPPONENTS

Team	AVG.	G-GS	AB	R	H	RBI	SB
Oklahoma St.	.500	1-1	2	0	1	0	0
ULM	.000	1-1	1	0	0	0	0
Mississippi St.	.250	3-3	0	2	0	0	0
Grambling	.000	1-1	1	0	0	0	0
Alabama	.375	2-2	8	1	3	1	0
LSU	.000	1-0	1	0	0	0	0
Missouri St.	.286	2-2	7	1	2	2	0
Memphis	.750	1-1	4	2	3	1	0
Auburn	.000	1-0	1	0	0	0	0
Ole Miss	.250	2-2	8	0	2	2	0
Texas A&M	.000	1-0	0	0	0	0	0

2017 HIGHLIGHTS

- Hit a three-run home run in game three against Miami (Ohio) (Feb. 19), one three home runs in the game.
- Set a career-high in hits (4) against Bryant (2/26), part of a 4-for-6 day with two runs scored.
- Went 7-for-15 (.467) over three games against Bryant, hitting a home run and recording one double and one triple.
- Produced the best eight-game start, offensively, to a season by a Razorback catcher since Brady Toops in 2004. Koch was hitting a team-leading .389 with 12 RBIs and three home runs. Toops went 8-for-21 (.381) in 2004 with seven RBIs, three doubles, and four walks, while only starting five of the first eight games that year at catcher.
- Went 3-for-5 with three RBIs and a home run against Louisiana Tech (3/1).
- Hit a grand slam against Nebraska, part of a 2-for-3 day with three runs scored and two walks.
- Hit his sixth home run in the SEC opener against Mississippi State (March 17, 2017), one of three home runs hit in the game by Arkansas.
- Notched his seventh home run against New Orleans to give Arkansas a 3-0 lead in the fifth inning. Went 2-for-4 in the game with three RBIs.
- Went 2-for-5 in game three against #18 Missouri (3/26), including his eighth home run of the year, a three-run shot.
- Was a combined 3-for-8 in the double-header against Ole Miss (April 28), hitting two home runs and driving in four RBIs.
- Currently sixth in the SEC in slugging percentage (.577).
- Has started all 50 games this year, 46 as the catcher and is just out side the top-15 in the SEC with 40 RBIs.
- Is currently tied for fifth in the SEC with a team-leading 13 home runs.
- His 13 home runs are the most by an Arkansas catcher in the Dave Van Horn era.
- Hit a home run in back-to-back at-bats after hitting his 12th home run in the ninth inning against Vanderbilt in the game two loss, and then his 13th in his first at-bat in the game three win over the Commodores.

#20 CARSON SHADDY • R-JR • 2B • 5-11 • 185

CAREER HIGHS

Category	High	Opponent (Last)	Date
Hits	3	10x (#25 Vanderbilt)	5/14/17
Runs	3	2x (Memphis)	4/18/17
Doubles	3	vs. Nebraska	3/4/17
Triples	1	4x (at #18 Missouri)	3/24/17
Home Runs	2	Miss. Valley St.	2/24/16
RBIs	6	Grambling St.	3/15/16
Walks	2	9x (vs. Florida)	5/27/17
Stolen Bases	2	at Ole Miss	4/8/16

CAREER VS. 2017 OPPONENTS

Team	AVG.	G-GS	AB	R	H	RBI	SB
La. Tech	.500	1-1	2	1	1	1	0
Oklahoma St.	.556	3-2	9	3	5	2	0
ULM	.250	1-1	4	2	1	0	0
Mississippi St.	.214	5-3	14	1	3	1	0
Missouri	.077	3-3	13	0	1	1	0
Grambling St.	.667	2-2	6	3	4	6	0
Alabama	.188	4-3	16	1	3	1	0
LSU	.273	6-5	22	2	6	3	1
Missouri St.	.200	4-3	15	3	3	2	0
Georgia	.250	2-1	4	0	1	2	0
Memphis	.250	1-1	4	1	1	0	0
Auburn	.385	5-3	13	4	5	0	0
Ole Miss	.375	5-4	16	4	6	0	2
Tennessee	.000	2-0	2	0	0	0	0
Vanderbilt	.500	2-0	2	0	1	0	0
Texas A&M	.462	4-3	13	3	6	4	0

2017 HIGHLIGHTS

- Has started 49 of 50 games this season either at second base or third base.
- Is one of nine Razorbacks with more than one home run so far this year.
- Hit his second home run of the season in the ninth inning against Louisiana Tech (2/28) to keep a seven-game hitting streak alive. Extended that streak to eight-straight games, the third-longest hitting streak on the team this year.
- Singled home the tying run in the seventh inning against Louisiana Tech (March 1) to help the Razorbacks complete the nine-run come back.
- Set a career-high of three doubles in a perfect 3-for-3 day against Nebraska (March 4), including five RBIs.
- Now has two games in his career with five RBIs or more (6 - Grambling State, 2016) and three games of four or more RBIs.
- Named Most Outstanding Player of the Frisco College Classic.
- Hit .556 over the three-game tournament at Dr. Pepper Ballpark with four of his five hits going for doubles.
- Recorded his second three-hit game of the year going a perfect 3-for-3 with two runs scored and three RBIs against ULM (March 7, 2017).
- Finished the Mississippi State series with two-straight two-hit games and a combined four RBIs and two home runs.
- Is the first player this season to have a home run in back-to-back games after hitting long balls in games two and three against Mississippi State.
- Hit .429 against Missouri, notching two hits in each of the three games and at least one extra-base hit in each game.
- In game one against the Tigers (3/24), notched a double and a triple in the 9-2 victory.
- Had the key hit in game three against Alabama (April 2), scoring two of the eventual game-winning runs. Was 1-for-12 in the series before the at-bat.

#24 CHAD SPANBERGER • JR • INF/OF • 6-3 • 235

CAREER HIGHS

Category	High	Opponent (Last)	Date
Hits	4	2x (at #10 Auburn)	4/23/17
Runs	3	3x (vs. Florida)	5/27/17
Doubles	2	vs. Mississippi State	5/26/17
Triples	1	3x (Grand Canyon)	4/4/17
Home Runs	3	vs. Auburn	5/25/17
RBI's	7	vs. Auburn	5/25/17
Walks	3	2x (ULM)	4/12/16
Stolen Bases	1	3x (vs. Mississippi State)	5/26/17

CAREER VS. 2017 OPPONENTS

Team	AVG.	G-GS	AB	R	H	RBI	SB
Oklahoma St.	.000	2-2	7	0	0	0	0
ULM	.000	1-1	1	0	0	0	0
Mississippi St.	.286	5-2	7	0	2	1	0
Missouri	.250	2-1	4	1	1	0	0
Grambling	.000	1-1	4	0	0	0	0
Alabama	.071	5-4	14	0	1	2	0
LSU	.100	5-2	10	1	1	0	0
Missouri St.	.500	2-0	2	0	1	0	0
Memphis	.667	1-1	3	1	2	1	1
Auburn	.182	6-6	22	2	4	2	0
Ole Miss	.143	3-0	7	1	1	1	0
Tennessee	.000	2-1	2	0	0	0	0
Vanderbilt	.333	3-3	9	1	3	2	0
Texas A&M	.333	3-3	15	0	5	4	0

2017 HIGHLIGHTS

- Hit first home run of year in second inning of game three against Miami (Ohio), one of three home runs hit in game.
- Notched two multi-hit games against ULM during the midweek series, his second and third of the season.
- Only had two hits in the Mississippi State series, but hit his third home run of the year in game two (March 18, 2017), a three-run home run.
- Went 2-for-5 with three RBIs and a run scored against the Tigers in game one (March 24). Also swiped his second stolen base of his career.
- Tallied a career-high four hits against Alabama (April 2), one of five multi-hit performances in the last nine games.
- Hit home runs in back-to-back games against LSU (April 7-8). Part of a 3-for-4 day in game two against the Tigers that had him drive in a career-high five RBIs.
- Was 3-for-4 with three RBIs against Missouri State and scored a career-high three runs in game one against Georgia (April 13) with a home run and three RBIs.
- Provided the only RBIs against Memphis (April 19) in a 2-0 victory after launching a towering two-run home run in the fifth inning to break a scoreless tie. Part of a 2-for-4 game that extended his hitting streak to 12 games.
- Recorded his second four-hit game of the season after going 4-for-5 in game three against Auburn (April 23). He's the first Razorback to record multiple four-hit games in a single season since Brian Anderson in 2013.
- Hit the go-ahead home run in the top of the 10th inning to beat Texas A&M, his only hit of the day.
- Hit two home runs in the series finale against Texas A&M to take over the team lead in home runs (14).
- Named the SEC Tournament MVP after compiling five home runs, three doubles, 10 RBIs, and 26 total bases to lead all players.
- His three home runs and seven RBIs against Auburn (May 25), set new tournament records.

#9 JAX BIGGERS • SO • INF • 5-11 • 175

CAREER HIGHS

Category	High	Opponent (Last)	Date
Hits	4	at Louisiana Tech	3/1/17
Runs	3	Bryant	2/26/17
Doubles	2	Georgia	4/14/17
Triples	2	vs. Auburn	5/25/17
Home Runs	1	4x (at #22 Texas A&M)	5/18/17
RBI's	3	4x (vs. Florida)	5/27/17
Walks	2	4x (#13 LSU)	4/7/17
Stolen Bases	1	3x (Memphis)	4/18/17

2017 HIGHLIGHTS

- Hit first career home run against Louisiana Tech (3/1), part of a perfect 4-for-4 day at the plate with two runs scored.
- Is one of three Razorbacks (G. Koch, C. Spanberger) to have a four-hit game this season, the third-highest by an SEC player this year.
- Had three hits in his final six at-bats of the Mississippi State series including a 2-for-3 day in game three with one RBI and a run scored.
- Has at least one multi-hit performance in five of the eight SEC series.
- Went 3-for-4 in game two against LSU (April 8) with two runs scored and a walk for his 10th multi-hit game of the year, third of three hits or more.
- Followed that up with six multi-hit games over his next seven games, including two hits in each game of the series against Georgia (April 13-15).
- Only has four errors in 186 chances for a .978 fielding percentage.
- Was named a semifinalist for the Brooks Wallace Award, which goes to the nation's best shortstop.
- Finished the SEC Tournament with 10 hits, leading all players. Six of his 10 hits came in wins over Mississippi State and Florida, both elimination games.
- Turned in two triples in the 12-0 win over Auburn (May 25), setting the tournament record for most triples in a game. Hit his third triple of the week the next day, setting the record for triples in a single SEC Tournament.

#13 JORDAN MCFARLAND • FR • INF/OF • 6-3 • 200

CAREER HIGHS

Category	High	Opponent (Last)	Date
Hits	3	at Missouri State	4/11/17
Runs	2	2x (at Missouri State)	4/11/17
Doubles	--	--	--
Triples	--	--	--
Home Runs	1	at Louisiana Tech	3/1/17
RBIs	3	2x (Alcorn State)	3/15/17
Walks	2	2x (Alcorn State)	3/14/17
Stolen Bases	--	--	--

2017 HIGHLIGHTS

- Hit first collegiate home run at Louisiana Tech, which ended up being the go-ahead two-run home run to help Arkansas complete a nine-run comeback against the Bulldogs.
- Has made 11 starts in 12 appearances and is hitting .297 with two home runs and nine RBIs.
- Notched his second multi-RBI game of the year in game two against Alcorn State (March 15), hitting a two-run home run in the first inning, one of three home runs hit by the Razorbacks that inning.

QUICK FACTS

GENERAL INFORMATION

Location.....Fayetteville, Arkansas
Founded.....1871
Enrollment.....26,754
Nickname.....Razorbacks
School Colors.....Cardinal (PMS 202) and White
Conference.....Southeastern (Western Division)
System President.....Dr. Donald R. Bobbitt (Arkansas, 1980)
Chancellor.....Dr. Joseph E. Steinmetz (Central Michigan, 1977)
Athletic Director.....Jeff Long (Ohio Wesleyan, 1982)
Faculty Athletic Rep.....Dr. Sharon Hunt (Arkansas, 1973)
Athletics Website.....ArkansasRazorbacks.com
Ticket Office Phone.....1-800-982-HOGS
Athletic Department Phone.....(479) 575-6533

COACHING STAFF

Head Coach.....Dave Van Horn (Arkansas, 1988)
Record at Arkansas.....550-324 (14 seasons, .629)
Overall Division I Record.....870-481 (22 seasons, .644)
Overall as a Head Coach.....1,135-564 (28 seasons, .668)
Van Horn's DI Postseason App. (Total/at UA).....17/13
Van Horn's College World Series Appearances.....6
(Neb: 2001, 2002; Ark: 2004, 2009, 2012, 2015)
Assistant Coach/Recruiting Coordinator Tony Vitello (Missouri, 2002)
Pitching Coach.....Wes Johnson (Arkansas-Monticello, 1994)
Volunteer Assistant Coach.....Josh Elander (TCU, 2016)
Student Asst. Coach.....Rick Nomura
Dir. of Baseball Operations.....Clay Goodwin (Arkansas, 2005)
Athletic Trainer.....Corey Wood (East Carolina, 2008)
Strength & Conditioning.....Mike Strouhal (University of Saint Mary, 2003)
Managers.....Zach Barr
.....Michael McCann
.....Cale Petrie
.....Hayden Sutton

HISTORY

First Year of Arkansas Baseball.....1897
Years of Varsity Baseball at Arkansas.....94
(1897, 1901-03, 05, 08-16, 19-20, 22-29, 47-16)
All-Time Program Record.....2,103-1,344-6 (.610)
All-Time Conference Record/Years.....SEC: 361-360 (.501)/25
SWC: 264-205 (.563)/24
Combined: 625-565 (.525)/49
Conference Titles/Years.....SEC Overall: 2/1999, 2004
SEC Western Division: 4/1999, 2004, 2007, 2011
SWC: 2/1989, 1990
Conference Tournament Record/Years.....SEC: 28-37 (.431)/21
SWC: 18-25 (.419)/14
Combined: 46-62 (.426)/35
Conference Tournament Titles/Years.....SEC: None
SWC: 1/1985
NCAA Postseason Appearances.....28
(1973, 79-80, 83, 85-90, 95-96, 98-99, 2002-15)
NCAA Postseason Record.....71-61 (.538)
College World Series Appearances.....8
(1979, 1985, 1987, 1989, 2004, 2009, 2012, 2015)
College World Series Record.....11-16 (.407)
NCAA Super Regional Appearances.....6
(2002, 2004, 2009, 2010, 2012, 2015)
NCAA Super Regional Record.....9-6 (.600)
NCAA Regional Appearances.....27
NCAA Regional Record.....51-39 (.567)
Overall NCAA Regional Hosts.....5 (1999, 2004, 2006, 2007, 2010)
Best NCAA Finish.....1979 National Runner-up

GAME CREDENTIALS

Members of the media should contact John Thomas to request individual game credentials for Razorback home games. Credential requests should be made no later than noon (CT) the day before the scheduled contest and should be directed by e-mail to Thomas. Credential requests for away games should be made to the communications contact of the home team. Only fully accredited personnel directly involved in the coverage of the game will be admitted. Credentials are non-transferable.

INTERVIEW POLICIES

Please direct all requests for interviews with coaches and players to John Thomas. For home SEC weekends, Coach Dave Van Horn will hold his weekly press conference on Thursday with players and assistant coaches available following Thursday's practice. On road SEC weekends, Coach Van Horn will hold his weekly press conference on Wednesday with players and assistant coaches available following Wednesday's practice. Players are not available for interviews on gamedays, except for post-game interviews. Post-game press conferences are held in the indoor Pitching Development Center located down the third base line. Coach Van Horn and two or three most requested Razorback players will address the media. In the event of a doubleheader, the only Arkansas player available between games for interviews is the starting pitcher of game one. The Arkansas clubhouse is off limits to the media at all times.

E-MAIL UPDATES

Members of the media may request to be added to the Arkansas communications baseball e-mail group. Subscribers will receive game notes, game stories and other information. To subscribe, send a request to John Thomas. Please identify yourself and your organization in your request as this service is only available to members of the media.

GAMEDAY MEDIA SERVICES

The Arkansas communications staff provides scorecards, rosters, updated statistics and results for each team in the Baum Stadium press box prior to home games. Box scores, play-by-play and any postgame notes are disseminated approximately 10 minutes after the conclusion of the game. An Associated Press-style game story is also produced by the communications office. Members of the media may request these stories be sent to their organization via e-mail by contacting a member of the communications office.

WIRELESS INTERNET

The Baum Stadium press box is equipped with wireless internet for use by the media. Media members should log on to the "UARK Media" network by using a password that will be provided at the stadium.

GAMEDAY LIVE STATS

Live in-game stats will be provided at <http://arkansas.statbroadcast.com>.

FACILITIES/PARKING

The Arkansas baseball team conducts all games at Baum Stadium at George Cole Field. Baum Stadium is located just off Razorback Road south of Martin Luther King, Jr., Boulevard. There is space for media parking on game day. Only cars with a parking credential will be allowed access to the parking lot.

PHOTOGRAPHERS

No cameras are allowed on the Baum Stadium playing surface during games. Photographers are encouraged to use the photo wells at the end of each dugout and behind home plate.

ARKANSAS ATHLETIC COMMUNICATIONS

The University of Arkansas athletic communications office is located on the main floor of Bud Walton Arena behind the Hog Heaven Store with office hours from 8 a.m. to 5 p.m., Monday through Friday. You can often reach us at Bud Walton after hours, but if not, please leave a message on our voice mail system.

Office: 479-575-2751 | Cell: 479-313-2564
Fax: 479-575-7481 | Press Row: 479-575-6622

Mailing Address
Razorbacks Communications
P.O. Box 7777
Fayetteville, AR 72702-7777

2017 Schedule and Results

	Opponent	Score	WP	LP	SV	Attend	Time
FEBRUARY							
17	Miami (Ohio)	W, 7-0	B. Knight	C. Gnetz	--	9443	3:02
18	Miami (Ohio)	W, 5-1	T. Stephan	Z. Spears	--	10,891	2:37
19	Miami (Ohio)	W, 11-1	K. Kopps	G. Hartwig	--	9,020	3:12
24	Bryant	W, 11-8	D. Taccolini	M. Knych	J. Alberius	6,921	4:08
25	Bryant	W, 13-7	T. Stephan	S. Theetge	--	7,351	3:53
26	Bryant	W, 16-6	D. Taccolini	V. Morgese	--	6,529	4:04
28	at Louisiana Tech	L, 4-3	Ahlrich	J. Alberius	N. Harris	3,129	2:36
MARCH							
1	at Louisiana Tech	W, 13-10	B. Loseke	Z. Hamilton	--	2,901	3:25
3	vs. #5 Arizona\$	L, 3-0	J. Cloney	B. Knight	C. Ming	--	2:54
4	vs. Nebraska\$	W, 15-5	T. Stephan	J. Hohensee	--	10,102	3:45
5	vs. #14 Oklahoma State\$	L, 8-3	J. Elliott	J. Alberius	Cowan	8,120	3:31
7	ULM	W, 12-2	D. Taccolini	C. Hendrix	--	6,285	2:45
8	ULM	W, 11-2	K. Murphy	K. Backofen	--	6,347	2:41
10	Rhode Island	W, 5-2	B. Loseke	B. Whitman	--	--	3:27
	Rhode Island	W, 3-2	C. Chadwick	T. Barss	--	7,482	2:37
12	Rhode Island	L, 3-0	M. Murphy	J. Alberius	T. Barss	6,410	2:35
14	Alcorn State	W, 3-2	C. Chadwick	A. Acosta	--	6,143	2:57
15	Alcorn State	W, 11-3	K. Murphy	D. Belmont	--	6,211	2:56
17	Mississippi State*	W, 3-1	B. Knight	K. Pilkington	C. Chadwick	7,230	2:46
18	Mississippi State*	W, 5-4	T. Stephan	P. Plumlee	C. Chadwick	8,341	3:18
19	Mississippi State*	W, 6-1	J. Alberius	J. Mangum	D. Taccolini	7,828	2:50
22	New Orleans	W, 5-2	B. Loseke	C. DeMayo	K. Kopps	6,819	2:47
24	at #18 Missouri*	W, 9-2	B. Knight	T. Houck	D. Taccolini	638	3:07
25	at #18 Missouri*	L, 7-2	T. Sikkema	T. Stephan	--	711	3:08
26	at #18 Missouri*	W, 9-8	J. Alberius	A. Toelken	--	2,229	3:34
29	Grambling State			CANCELLED			
31	at Alabama*	W, 7-1	B. Knight	J. Walters	--	4,894	3:15
APRIL							
1	at Alabama*	L, 7-1	D. Duarte	T. Stephan	--	4,202	3:13
2	at Alabama*	W, 8-5	C. Chadwick	G. Suchey	--	4,483	3:39
4	Grand Canyon	W, 11-2	W. Rogers	G. Benavides	--	--	3:32
5	Grand Canyon	W, 6-2	K. Murphy	T. Hansen	--	6,318	3:04
7	#13 LSU*	W, 9-3	B. Knight	A. Lange	--	10,741	3:58
8	#13 LSU*	L, 10-8	M. Beck	C. Chadwick	H. Newman	11,827	3:49
9	#13 LSU*	L, 2-0	E. Walker	J. Alberius	--	9,016	2:30
11	at Missouri State	W, 12-4	M. Cronin	N. Witherspoon	--	2,540	4:05
13	Georgia*	W, 14-4	B. Knight	B. Brown	--	7,719	3:31
14	Georgia*	W, 5-4 (10 innings)	J. Reindl	B. Cairnes	--	8,263	4:08
15	Georgia*	W, 11-3	K. Kopps	C. Adkins	--	9,143	3:31
18	Memphis	W, 16-7	M. Cronin	T. Bobo	--	6,872	3:37
19	vs. Memphis+	W, 2-0	K. Murphy	A. Hicks	J. Alberius	8,974	2:24
21	at #10 Auburn*	L, 15-2	K. Thompson	B. Knight	C. Coker	3,472	2:57
22	at #10 Auburn*	W, 7-3	C. Chadwick	A. Mitchell	J. Reindl	3,464	3:33
23	at #10 Auburn*	L, 11-6	A. Mitchell	C. Chadwick	--	2,663	3:26
25	vs. Kansas State!	W, 6-5 (10 innings)	J. Kostyshock	T. Eckberg	--	2,988	4:25
27	Ole Miss*	L, 9-1	J. McArthur	B. Knight	--	7,419	2:55
28	Ole Miss*	L, 4-1	R. Rolison	T. Stephan	D. Woolfork	--	2:58
	Ole Miss*	W, 7-4	J. Reindl	W. Stokes	E. Lee	8,492	3:07
MAY							
4	at Tennessee*	L, 5-4	H. Martin	J. Reindl	Z. Lingenfelter	--	2:37
6	at Tennessee*	W, 2-0	T. Stephan	G. Stallings	--	1,598	2:09
6	at Tennessee*			CANCELLED			
12	#25 Vanderbilt*	W, 4-3	K. Kopps	Z. King	--	8,151	3:14
13	#25 Vanderbilt*	L, 6-2	K. Wright	B. Knight	--	9,225	3:55
14	#25 Vanderbilt*	W, 7-1	D. Taccolini	C. Day	J. Reindl	7,971	2:52
18	at Texas A&M*	W, 6-4	J. Reindl	M. Kilkenney	--	5,396	3:40
19	at Texas A&M*	L, 5-2	C. Martin	D. Taccolini	C. Sherrod	5,110	2:50
20	at Texas A&M*	W, 8-0	B. Knight	S. Kolek	K. Kopps	5,456	3:05
25	vs. Mississippi St.^	L, 4-3	P. Plumlee	C. Chadwick	R. Self	--	3:53
25	vs. Auburn^	W, 12-0 (7)	M. Cronin	D. Daniel	--	--	3:06
26	vs. Mississippi St.^	W, 9-2	B. Knight	J. Billingsley	--	8,552	3:31
27	vs. Florida^	W, 16-0 (7)	K. Murphy	B. Singer	--	10,793	2:44
28	vs. LSU^	L, 4-2	E. Walker	K. Kopps	H. Newman	13,218	3:25

* - SEC Game; ^ - SEC Tournament Game (Hoover, Ala.); ! - Played in Kauffman Stadium (Kansas City, Mo.);
+ - Played in Dickey-Stephens Park (NLR, Ark.); \$ - Played in Dr. Pepper Ballpark (Frisco, Texas)

TV/Radio Roster



JARED GATES
Jr. • 6-0 • 190 • L/R
INF • Wichita, Kan.



MATT BURCH
Fr. • 5-8 • 175 • L/R
INF • Gurnee, Ill.




CODY SCROGGINS
So. • 6-0 • 185 • R/R
RHP • Bentonville, Ark.



HUNTER WILSON
Jr. • 5-10 • 170 • L/R
INF • Spiro, Okla.




JACK KENLEY
Fr. • 6-0 • 180 • L/R
INF • Germantown, Tenn.




ERIC COLE
So. • 5-11 • 195 • S/R
OF • Southlake, Texas




JAX BIGGERS
So. • 5-11 • 175 • L/R
INF • Missouri City, Texas



JOSH ALBERIUS
R-Sr. • 5-11 • 180 • R/R
RHP • Little Rock, Ark.



KEATON MCKINNEY
Jr. • 6-5 • 225 • R/R
RHP • Ankeny, Iowa



ALEX RONNEBAUM
Fr. • 6-4 • 195 • L/R
INF • Overland Park, Kan.



JORDAN MCFARLAND
Fr. • 6-3 • 220 • R/R
INF/OF • Waterloo, Ill.



JAKE ARLEDGE
Sr. • 5-9 • 180 • R/R
OF • Huntington Beach, Calif.




BLAINE KNIGHT
So. • 6-3 • 165 • R/R
RHP • Bryant, Ark.




LUKE BONFIELD
Jr. • 6-3 • 215 • R/R
OF • Skillman, N.J.



ANTHONY DAHL
So. • 6-4 • 200 • R/R
RHP • Angleton, Texas



CARSON SHADDY
R-Jr. • 5-11 • 185 • R/R
3B/C/OF • Fayetteville, Ark.



KACEY MURPHY
So. • 6-0 • 190 • L/L
LHP • Rogers, Ark.



CHAD SPANBERGER
Jr. • 6-3 • 240 • L/R
INF/OF • Granite City, Ill.



DOMINIC TACCOLINI
Sr. • 6-3 • 220 • R/R
RHP • Sugar Land, Texas




EVAN LEE
Fr. • 6-2 • 190 • L/L
LHP/OF • Bryant, Ark.




DOMINIC FLETCHER
Fr. • 5-9 • 175 • L/L
OF • Cypress, Calif.



ANGUS DENTON
Fr. • 5-11 • 160 • R/R
RHP • Beebe, Ark.



BRENDEN HEISS
Fr. • 6-1 • 190 • R/R
RHP • Algonquin, Ill.



MATT CRONIN
Fr. • 6-2 • 190 • L/L
LHP • Navarre, Fla.



GRANT KOCH
So. • 6-0 • 195 • R/R
C • Fayetteville, Ark.




JAKE REINDL
So. • 6-1 • 200 • R/R
RHP • Fayetteville, Ark.



JACOB KOSTYSHOCK
Fr. • 6-4 • 175 • R/R
RHP • O'Fallon, Mo.




CANNON CHADWICK
Sr. • 6-0 • 195 • R/R
RHP • Paris, Texas



WESTON ROGERS
So. • 6-4 • 215 • L/L
LHP • Springdale, Ark.



JORDAN RODRIGUEZ
Sr. • 5-11 • 190 • L/L
LHP • Houston, Texas



DYLAN THOMPSON
Fr. • 6-3 • 195 • L/L
LHP • Little Rock, Ark.




JAXON WILLIAMS
Fr. • 5-8 • 165 • R/R
INF • Rosenberg, Texas




SAMMY BLAIR
Fr. • 5-9 • 175 • R/R
OF • Navasota, Texas



ALEX GOSSER
Sr. • 6-0 • 215 • L/R
C • North Little Rock, Ark.




KEVIN KOPPS
R-Fr. • 6-0 • 195 • R/R
RHP • Sugar Land, Texas




BARRETT LOSEKE
So. • 6-0 • 180 • R/R
RHP • Tulsa, Okla.



TREVOR STEPHAN
Jr. • 6-5 • 225 • R/R
RHP • Magnolia, Texas




HARRISON HEFFLEY
Fr. • 6-3 • 180 • L/L
LHP • Rogers, Ark.




BEN BAILEY
Fr. • 5-10 • 180 • L/R
C • North Little Rock, Ark.



LUCAS KRULL
Fr. • 6-7 • 242 • L/L
LHP • Shawnee, Kan.




JACKSON RUTLEDGE
Fr. • 6-4 • 180 • L/L
LHP • Benton, La.



NOAH MILLER
Fr. • 6-4 • 180 • R/R
RHP • Van Buren, Ark.



ISAIAH CAMPBELL
So. • 6-4 • 220 • R/R
RHP • Olathe, Kan.



DAVE VAN HORN
Head Coach
15th Season



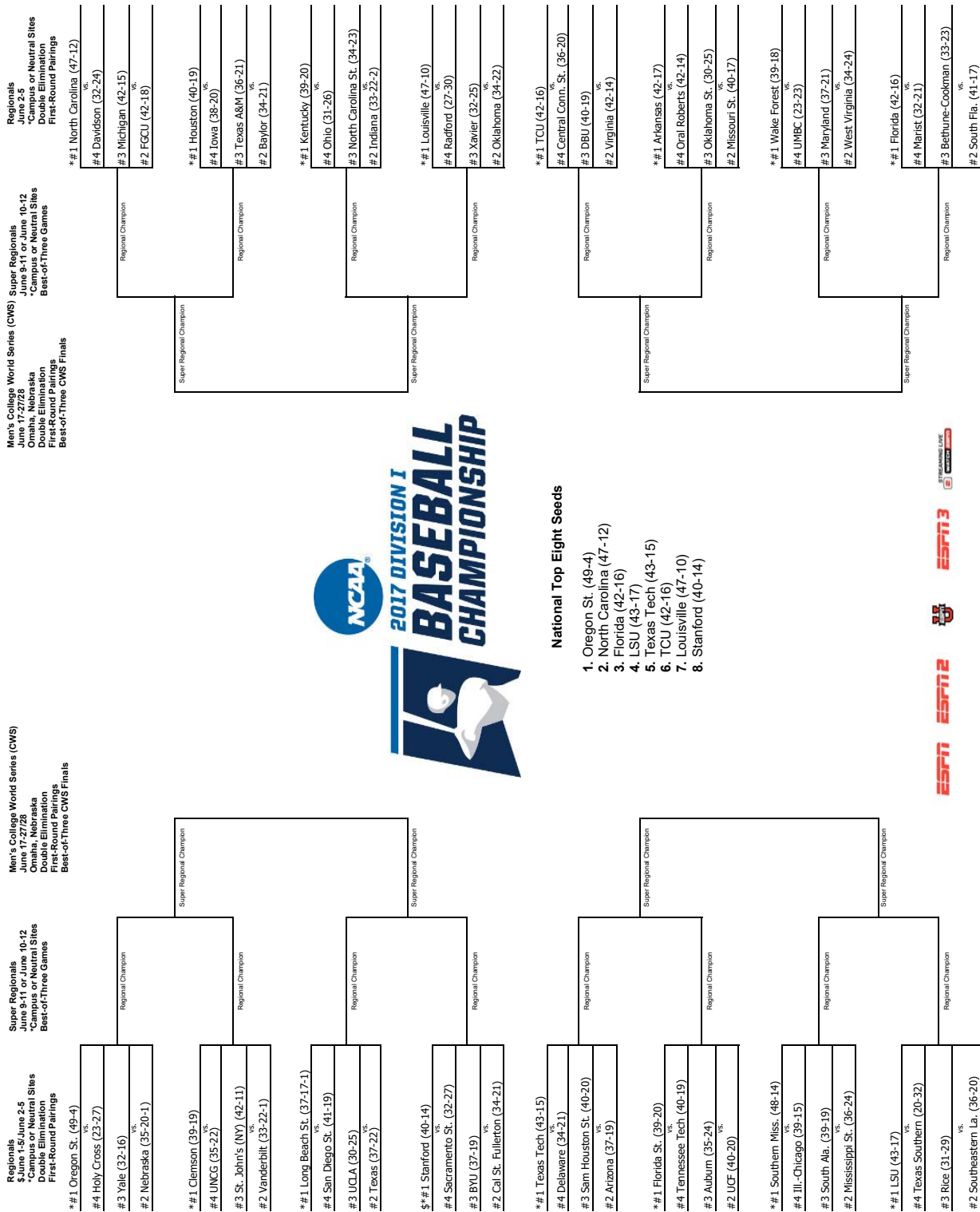
TONY VITELLO
Assistant Coach
4th Season



WES JOHNSON
Assistant Coach
1st Season



2017 NCAA Division I Baseball Championship



National Top Eight Seeds

1. Oregon St. (49-4)
2. North Carolina (47-12)
3. Florida (42-16)
4. LSU (43-17)
5. Texas Tech (43-15)
6. TCU (42-16)
7. Louisville (47-10)
8. Stanford (40-14)



© 2017 National Collegiate Athletic Association. No commercial use without the NCAA's written permission. The NCAA opposes all forms of sports wagering.

* Host Institution