

ORAL ROBERTS 2017-18 WOMEN'S BASKETBALL

Assistant Director of Athletic Communications: Jarrett Hardwick | Office: 918-495-7094 | Cell: 918-344-2881 | Email: jhardwick@oru.edu
Website: www.ORUAthletics.com | Twitter: @ORUWBB | Instagram: @ORUWBB | Facebook: ORU Athletics



Game Four - Native American Heritage Night
Monday, Nov. 20, 2017 - Tulsa, Oklahoma - Mabee Center (10,575)



Oral Roberts
Golden Eagles
1-2, 0-0 Summit



VS.



Arkansas
Razorbacks
2-1, 0-0 SEC

Ranking: -/
Head Coach: Misti Cussen
Record at ORU: 74-80 (6)
Career Record: same

Ranking: -/
Head Coach: Mike Neighbors
Record at UTA: 98-41 (7)
Career Record: same

2017-18 Schedule & Results

Overall: 1-2 - Summit League: 0-0
Home: 1-0 - Away: 0-2 - Neutral: 0-0

NOVEMBER

N4	NWOSU - Exhibition	Mabee Center	W, 109-60
N11	at TCU	Fort Worth, Texas	L, 72-58
N13	at UT Arlington	Arlington, Texas	L, 70-46
N17	Panhandle State	Mabee Center	W, 88-35
N20	Arkansas	Mabee Center	7 p.m.
N25	Houston Baptist	Mabee Center	2 p.m.
N29	at Tulsa (Mayor's Cup)	Tulsa, Okla.	7 p.m.

DECEMBER

D1	Long Beach State\$	Missoula, Mont.	6 p.m.
D2	Cal State Fullerton\$	Missoula, Mont.	6 p.m.
D6	at UMKC	Kansas City, Mo.	7 p.m.
D10	at Missouri State	Springfield, Mo.	2 p.m.
D15	Alcorn State#	Wichita, Kan.	4 p.m.
D16	Chicago State#	Wichita, Kan.	8:30 p.m.
D21	at Utah	Salt Lake City, Utah	3 p.m.
D30	at Omaha*	Omaha, Neb.	1 p.m.

JANUARY

J4	at Fort Wayne*	Fort Wayne, Ind.	5 p.m.
J6	at Western Illinois*	Macomb, Ill.	4:30 p.m.
J11	North Dakota State*	Mabee Center	7 p.m.
J13	South Dakota State*	Mabee Center	2 p.m.
J17	South Dakota*	Mabee Center	7 p.m.
J20	Denver*	Mabee Center	2 p.m.
J23	Central Christian%	Mabee Center	12 p.m.

FEBRUARY

F1	Fort Wayne*	Mabee Center	7 p.m.
F3	Western Illinois*	Mabee Center	2 p.m.
F8	at North Dakota State*	Fargo, N.D.	7 p.m.
F10	at South Dakota State*	Brookings, S.D.	2 p.m.
F15	at Denver*	Denver, Colo.	8 p.m.
F17	at South Dakota*	Vermillion, S.D.	1 p.m.
F21	Omaha*	Mabee Center	7 p.m.

MARCH

M3-6	Summit League Champ. ^	Sioux Falls, S.D.	TBA
------	------------------------	-------------------	-----

* Summit League game

% Best Field Trip Ever

^ Summit League Tournament

Shocker Winter Classic

\$ Griz Classic

2017 Summit League Standings (as of Nov. 18)

TEAM	CONF.	PCT.	OVR.	PCT.
North Dakota State	0-0	.000	3-0	1.000
South Dakota State	0-0	.000	3-1	.750
Western Illinois	0-0	.000	3-1	.750
South Dakota	0-0	.000	1-1	.500
Denver	0-0	.000	1-2	.333
Fort Wayne	0-0	.000	1-2	.333
Omaha	0-0	.000	1-2	.333
Oral Roberts	0-0	.000	1-2	.333

Game Information

TV/VideoCSTV/KGEB - ESPN3
Live Stats.....http://orueagl.es/2impDLB
Radio.....ORU Radio Network

All-Time vs. UARK.....9-19
All-Time in Tulsa.....6-4
Last Meeting.....W, 70-60 (12/21/16)

A WIN FOR ORU WOULD

- A win would give ORU its first win of the season against a Division-1 opponent.
- If ORU wins, it would be back-to-back wins for the Golden Eagles over the Razorbacks.
- It would give ORU a 11-46 record against SEC opponents.

A LOSS FOR ORU WOULD

- A loss would give the Golden Eagles their third loss of the season.
- It would give the Golden Eagles their first loss to Arkansas since December 10, 2015.
- It would give the Golden Eagles their third consecutive 1-3 start to begin a season.

POSTGAME INTERVIEWS

The ORU locker room is **CLOSED** to media. ORU Players and coaches will be brought into the Media Room following a mandatory 10 minute cooling off period.

Any media wanting to conduct postgame interviews with ORU players or coaches will need to contact Jarrett Hardwick, Assistant Director of Athletic Communications.

About ORU

Location.....Tulsa, Okla.
Founded.....1963
Enrollment.....3,919
Conference.....The Summit League
Colors.....Navy Blue/Vegas Gold
President.....Dr. William Wilson
Athletic Director.....Mike Carter

STAT COMPARISON (2017-18)

CATEGORY		
Record	1-2	2-1
Points	64.0	72.7
Opp. Points	59.0	65.7
Rebounds	37.0	39.7
Rebound Margin	+2.3	-7.0
Field Goal %	38.0	39.9
Opp. Field Goal %	43.2	36.6
3-Pt Field Goal %	26.8	29.3
Opp. 3-Pt FG %	29.8	28.6
Free Throw %	69.8	67.4
Assists	14.0	14.0
Turnovers	14.7	10.0
Blocked Shots	2.0	6.3
Steals	10.0	9.0



Projected Starters (based on last game - stats are based off 2017-18 season)

RACHEL SKALNIK	KENI JO LIPPE	FAITH IHIM	MARIA MARTIANEZ	SARAH GARVIE
GUARD	GUARD	FORWARD	FORWARD	GUARD
13	33	15	44	33
PPG 4.0 FG% 30.8 3FG% 33.3	PPG 10.0 RPG 2.0 FT% 83.3	PPG 8.0 RPG 5.3 FG% 50.0	PPG 10.7 RPG 8.7 FT% 76.9	PPG 11.0 FG% 41.4 3P% 42.9



Radio/TV Roster



JORDAN DOYLE 2
G | 5-7 | R-Jr.




KATIE KIRKHART 3
G | 5-9 | Fr.



HILLARY HURST 5
G | 5-11 | So.



MAYA MAYBERRY 10
G | 5-8 | Fr.



RACHEL SKALNIK 13
G | 5-8 | So.



FAITH IHIM 15
F | 5-10 | Sr.



REGAN SCHUMACHER 20
C | 6-1 | Fr.



RYLIE TORREY 21
G | 5-11 | Jr.



JORDAN GILBERT 22
G | 5-10 | R-Jr.



MONTSERRAT BROTONS 24
C | 6-4 | So.



SARAH GARVIE 32
G | 5-8 | So.



KENI JO LIPPE 33
G | 5-9 | Fr.



MARIA MARTIANEZ 44
F | 6-3 | Jr.



TALEYA MAYBERRY
Grad. Assistant - 2nd Season



MISTI CUSSEN
Head Coach - 6th Season



KYRON STOKES
Asst. Coach - 6th Season



CHRIS WALLACE
Asst. Coach - 3rd Season



JANAE INMAN
Asst. Coach - 5th Season



JACI INMAN
Dir. of Ops. - 5th Season

HEAD COACH MISTI CUSSEN



SOUTHERN NAZARENE '93 6TH SEASON

- In her sixth season as head coach, with a career record of 74-80.
- Led ORU to the 2013 Southland Conference Regular Season and Tournament Championships
- Spent 16 seasons as an assistant at ORU prior to being named head coach on April 27, 2012

- Was part of 273 victories, five NCAA Tournament appearances and three Women's NIT appearances during her 16 seasons as an ORU assistant
- Was on the staff for ORU's Mid-Continent Conference tournament championship seasons of 1999, 2001, 2005, 2007 and 2008
- Has recruited and coached five All-Americans and 12 1,000-point scorers while at ORU
- Helped ORU to a pair of WNIT victories in 2011, the program's first postseason tournament victories in 28 years
- Served as head coach for Athletes in Action during the summer of 2006, leading the team on a month-long tour of India
- Spent one season as an assistant coach at Southern Nazarene University
- Played college basketball at Southern Nazarene University (1991-93) and the University of Kansas (1989-91)
- Husband, Kyle, is the head women's soccer coach at the University of Tulsa
- Has two daughters, Cassie (13) and Caia (9)
- Graduated from Oklahoma's El Reno High School in 1989

COACHING STAFF



Kyron Stokes
Assistant Coach
6th Season • Oral Roberts '12



Chris Wallace
Assistant Coach
3rd Season • Tulsa '06



Janae Inman
Assistant Coach
5th Season • Oral Roberts '10



Jaci Inman
Dir. of Operations
5th Season • Oral Roberts '13



Taleya Mayberry
Graduate Assistant
2nd Season • Tulsa '13

OPENING TIP

- It will be the 29th overall meeting between Oral Roberts and Arkansas.
- **Faith Ihim** returned this season after earning a spot on the All-Summit League Second Team last season. Ihim scored 394 points and grabbed 233 rebounds. She is currently 11 points shy of 1,000 career points. She has tallied 606 total rebounds in her career as well.
- The **Golden Eagles** are 9-19 overall against Arkansas. In their last contest, the Golden Eagles defeated the Razorbacks 70-60 in the Fayetteville, Arkansas, on December 21, 2016.
- **Maria Martiane** looks to make her 62nd consecutive start for the Golden Eagles. Last season, she averaged 12.3 points per game along with 7.2 rebounds. She has 595 career points in two seasons as well as 395 rebounds.

LAST TIME OUT

THE BASICS

Score: Oral Roberts 88 – Panhandle State 53

Records: Oral Roberts (1-2) (0-0); OPSU (5-0) (0-0) - It was an exhibition contest for Panhandle State.

Location: Mabee Center – Tulsa, Okla.

TULSA, Okla. – The Oral Roberts women's basketball team captured its ninth all-time largest win in program history Friday evening by defeating Oklahoma Panhandle State University 88-35 in the Mabee Center.

The last time ORU defeated a team by 53 points was February 26, 1983, when the Golden Eagles won 106-53 over Missouri State.

After trailing 7-2 the Golden Eagles went on a 23-2 run that began at the 6:45 mark. Making her first appearance since the 2015-16 season, Jordan Doyle entered the game for the Golden Eagles with 3:54 left in the first quarter. ORU ended the first 10 minutes of play up 25-9. The Golden Eagles shot 43.5 percent in the first quarter.

ORU continued the run when Maya Mayberry scored a three-point bucket for the first points of the quarter. The Golden Eagle defense held the Aggies to seven points in the second quarter. Maria Martiane led the way with nine points in the first half. ORU led 45-16 at the break and shot 44.7 percent in the first half.

ORU held its shooting percentage above 40 percent in the third quarter and kept it that way through the remainder of the game. Keni Jo Lippe and Maria Martiane led the way with six points each in the third.

Jordan Gilbert surpassed her previous career assists record when she captured her seventh assist of the game early in the fourth quarter. ORU finished the night 34-74 from the field and 5-23 from the three-point line. The Golden Eagles also shot 15-19 from the three-point line. The last time ORU won a game by 30 or more points was last season against Mid America Christian, 98-63.

THE LEADERS

Oral Roberts: Maria Martiane led the team with 17 points and nine rebounds.

OPSU: Addison Munsch scored 12 points, while Madison Dearmin had seven rebounds.

INSIDE THE BOX SCORE

- ORU shot 45.9 percent overall in tonight's game.
- ORU out-rebounded OPSU 43-31.
- The Golden Eagles had a 21.7 percent three-point average.
- ORU turned the ball over nine times, but forced the Aggies to turn the ball over 34 times.
- ORU shot 78.9 percent from the free-throw line.
- Faith Ihim scored 12 points and recorded three rebounds in the game. Ihim is now 11 points shy of 1,000 career points.
- Maria Martiane had 17 points and nine rebounds in the game along with four assists and three steals.
- Rachel Skalik scored six points with three rebounds, four assists and one steal.
- Montserrat Brotons totaled five points and grabbed seven rebounds.
- Keni Jo Lippe scored 14 points and recorded two rebounds along with one assist and two steals.
- Maya Mayberry set a career high 15 points. Mayberry also had two rebounds and one assist.
- Jordan Gilbert tallied six points with six rebounds. Gilbert set a new career high in assists with seven.
- Sarah Garvie scored eight points with one assist and five steals.
- Regan Schumacher recorded five points and two rebounds with one assist.
- Jordan Doyle played her first minutes since the 2015-16 season and recorded one rebound, one assist and two steals.
- ORU had 42 points in the paint and 31 bench points in tonight's game.
- The Golden Eagles capitalized with 46 points off of turnovers.



2017-18 Summit League Preseason Teams

1st Team

Name	Cl.	Pos.	School	Stats(ppg/rpg/apg)
Allison Arens	Jr.	G	South Dakota	17.1 / 5.3 / 3.8
Morgan Blumer	Sr.	G	Western Illinois	16.8 / 6.1 / 1.4
Emily Clemens	Sr.	G	Western Illinois	18.9 / 4.0 / 7.3
Madison Guebert	Jr.	G	South Dakota State	15.3 / 2.4 / 1.9
Macy Miller	R-Jr.	G	South Dakota State	14.9 / 5.0 / 2.1
Ellie Thompson	Sr.	F	South Dakota State	13.5 / 7.0 / 1.8

2nd Team

Name	Cl.	Pos.	School	Stats(ppg/rpg/apg)
Ciara Duffy	So.	G	South Dakota	11.2 / 4.6 / 2.8
Taylor Higginbotham	Jr.	G	Western Illinois	14.3 / 5.6 / 2.7
Faith Ihim	Sr.	F	Oral Roberts	13.1 / 7.8 / 0.7
Maria Martianez	Jr.	F	Oral Roberts	12.3 / 7.2 / 1.8
Taylor Thunstedt	Sr.	G	North Dakota State	14.5 / 3.3 / 1.8

Summit League Women's Basketball Preseason Poll

Place	Team	Points (1st)
1.	South Dakota State	380 (16)
2.	Western Illinois	372 (12)
3.	South Dakota	307
4.	Oral Roberts	238
5.	Omaha	185
6.	North Dakota State	150
7.	Denver	143
8.	Fort Wayne	60

Preseason Player of the Year: Emily Clemens, Western Illinois

Oral Roberts Women's Basketball Roster


No.	Name	Pos.	Cl.	Ht.	Hometown	Previous School
2	Jordan Doyle	G	R-Jr.	5-7	Broken Arrow, Okla.	Broken Arrow HS
3	Katie Kirkhart	G	Fr.	5-9	Muskogee, Okla.	Hilldale HS
5	Hillary Hurst	G	So.	5-11	Woodward, Okla.	Woodward HS
10	Maya Mayberry	G	Fr.	5-8	Fayetteville, Ark.	Fayetteville HS
13	Rachel Skalnik	G	So.	5-8	Owasso, Okla.	Owasso HS
15	Faith Ihim	F	Sr.	5-10	Tulsa, Okla.	Tulsa Memorial HS
20	Regan Schumacher	C	Fr.	6-1	Olathe, Kansas	Olathe East HS
21	Rylie Torrey*	G	Jr.	5-11	Locust Grove, Okla.	NOC - Enid/Northeastern State
22	Jordan Gilbert	G	R-Jr.	5-10	Midwest City, Okla.	Carl Albert HS
24	Montserrat Brotons	C	So.	6-4	Cocentaina, Spain	Instituto Joaquim Blume
32	Sarah Garvie	G	So.	5-8	Burlington, Okla.	NOC-Enid/Burlington HS
33	Keni Jo Lippe	G	Fr.	5-9	Adair, Okla.	Adair HS
44	Maria Martianez	F	Jr.	6-3	Barcelona, Spain	Instituto Joaquim Blume

*Will not participate in 2017-18 season due to NCAA Transfer regulations.

PRONUNCIATION GUIDE

Montserrat Brotons	MONT-ser-AHT - Bruh-TAHNS
Misti CUSSEN	CUZ-en
Faith IHIM	EYE-him
Maya Mayberry	My-UH
Maria Martianez	mar-TEE-ON-yez
Regan Schumacher	Ray-gan - SHOE-Maker
Rachel Skalnik	sk-AL-nick
Montserrat Brotons	goes by "Mo"

Athletic Staff




Emily Calder
Assistant Athletic Trainer
5th Season • Park '11




Tyler Beckman
Asst. Dir. Sport Performance
3rd Season • North Dakota '13

MEDIA INFORMATION

ORU ATHLETIC COMMUNICATIONS



Blake Freeland
Assoc. A.D./Athletic Comm.
7th Season • Oklahoma State '04



Scott Slarks
Director of Athletic Comm.
2nd Season • Gustavus Adolphus '09



Jarrett Hardwick ▶ WBB CONTACT
Asst. Dir. of Athletic Comm.
2nd Season • Oklahoma State '15

Jarrett Hardwick's Office Phone (918) 495-7094
Cell Phone (918) 344-2881
E-mail jhardwick@oru.edu
Twitter @jarretth70

PLAYER AVAILABILITY

Players will be available for interviews before practice ONLY with advance notification through the Athletic Communications Office. Requests for player interviews MUST be made at least one day in advance through **Jarrett Hardwick**, Assistant Director of Athletic Communications. Interview requests that are not coordinated through the Athletic Communications office will NOT be granted.

COACH CUSSEN'S AVAILABILITY

Head Coach **Misti Cussen** is available for interviews before practice and at select times throughout the day. Please contact **Jarrett Hardwick**, Assistant Director of Athletic Communications, for Coach Cussen's availability and to schedule an interview. Interview requests that are not coordinated through the Athletic Communications Office will NOT be granted. Changes in practice times do occur, so please contact the Athletic Communications Office to confirm times.

LIVE VIDEO

Live video for all ORU home women's basketball games is available at ORUAthletics.com. Live video is also provided for select road games; check the website of the host school for prices and availability.

FOLLOW THE GOLDEN EAGLES ONLINE

Fans of the Golden Eagles can follow the team through a variety of sources that provide daily coverage of the team throughout the season. **ORUAthletics.com**, the official online home of Oral Roberts University, is the place to go for game previews and recaps, video interviews, rosters, schedules, player bios, action pictures and more. Twitter users can get even more information on the team by following ORU's official Twitter account, **@ORUAthletics**, the official women's basketball account, **@ORUWBB**. Also, the official Facebook account of ORU Athletics, **Facebook.com/ORUAthletics**, provides updates and a place for fans to discuss the ORU basketball team.

WEBSITE ORUAthletics.com
FACEBOOK Facebook.com/ORUAthletics
TWITTER @ORUWBB @ORUAthletics
#ORUWBB @jarretth70

2017-18 ORU GAME-BY-GAME LEADERS

	RESULT	ATTENDANCE	POINTS	REBOUNDS	ASSISTS
N4	NWOSU (Ex.)	W, 109-60	492	Ihim (22)	Skalnik (7)
N11	at TCU	L, 72-58	1,603	Garvie (20)	Martianez (9)
N13	at UT Arlington	L, 70-46	797	Lippe (14)	Garvie (4)
N17	Panhandle State	W, 88-35	1,005	Martianez (17)	Martianez (9)
N20	Arkansas				Gilbert (7)
N25	Houston Baptist				
N29	at Tulsa				
D1	Long Beach St.				
D2	Cal St. Fullerton				
D6	at UMKC				
D10	at Missouri State				
D15	Alcorn State				
D16	Chicago State				
D21	at Utah				
D30	at Omaha*				
J4	at Fort Wayne*				
J6	at Western Illinois*				
J11	North Dakota St.*				
J13	South Dakota St.*				
J17	South Dakota*				
J20	Denver*				
J23	Central Christian				
F1	Fort Wayne*				
F3	Western Illinois*				
F8	at North Dakota St.*				
F10	at South Dakota St.*				
F15	at Denver*				
F17	at South Dakota*				
F21	Omaha*				
^ Summit League Championship					

2017-18 ORU GAME-BY-GAME STARTERS

	G	G	G/F	F	C	REC.
N4	NWOSU (Ex.)	Skalnik	Lippe	Ihim	Martianez	Brotons
N11	at TCU	Skalnik	Lippe	Ihim	Martianez	Brotons
N13	at UT Arlington	Skalnik	Lippe	Ihim	Martianez	Brotons
N17	Panhandle State	Skalnik	Garvie	Lippe	Ihim	Martianez
N20	Arkansas					
N25	Houston Baptist					
N29	at Tulsa					
D1	Long Beach St.					
D2	Cal St. Fullerton					
D6	at UMKC					
D10	at Missouri State					
D15	Alcorn State					
D16	Chicago State					
D21	at Utah					
D30	at Omaha*					
J4	at Fort Wayne*					
J6	at Western Illinois*					
J11	North Dakota St.*					
J13	South Dakota St.*					
J17	South Dakota*					
J20	Denver*					
J23	Central Christian					
F1	Fort Wayne*					
F3	Western Illinois*					
F8	at North Dakota St.*					
F10	at South Dakota St.*					
F15	at Denver*					
F17	at South Dakota*					
F21	Omaha*					
^ Summit League Championship						

SITUATIONAL RECORDS

ORU'S RECORD...

	CUSSEN ERA	2017-18
at home	52-14	1-0
on the road	22-60	0-2
at a neutral site	6-6	0-0
in November	13-21	1-2
in December	14-16	0-0
in January	20-22	0-0
in February	21-14	0-0
in March	11-9	0-0

ORU vs...

Summit League	27-25	0-0
American Athletic	3-0	0-0
Big East	0-2	0-0
Big Ten	0-7	0-0
Big 12	2-8	0-1
Conference USA	1-1	0-0
MAC	2-0	0-0
MEAC	0-2	0-0
Missouri Valley	3-1	0-0
Mountain West	2-0	0-0
Ohio Valley	3-0	0-0
Pac 12	0-1	0-0
Patriot League	0-1	0-0
SEC	1-6	0-0
Southland Conference	24-16	0-0
Sun Belt	2-8	0-1
WAC	1-3	0-0
Non-NCAA Division I	9-0	1-0

ORU'S RECORD WHEN...

SCORING

scoring <60 pts.	4-53	0-2
scoring 60-69 pts.	22-19	0-0
scoring 70-79 pts.	27-10	0-0
scoring 80-89 pts.	20-0	1-0
scoring 90-99 pts.	5-0	0-0
scoring 100 or more pts.	0-0	0-0
allowing <60 pts.	43-16	1-0
allowing 60-69 pts.	27-17	0-0
allowing 70-79 pts.	9-27	0-2
allowing 80-89 pts.	0-12	0-0
allowing 90-99 pts.	0-8	0-0
allowing 100 or more pts.	0-2	0-0

FIELD GOAL SHOOTING

shooting <30%	0-9	0-1
shooting 30-39%	16-47	0-1
shooting 40-49%	50-22	1-0
shooting 50% or higher	14-4	0-0
opponents shoot <30%	20-4	1-0
opponents shoot 30-39%	42-23	0-0
opponents shoot 40-49%	12-40	0-1
opponents shoot 50% or higher	2-14	0-1

TURNOVERS

committing more turnovers	36-64	0-2
committing fewer turnovers	40-16	1-0
teams tie in turnovers	3-2	0-0

REBOUNDING

outrebounding their opponent	59-22	1-0
getting outrebounded	18-55	0-2
teams tie in rebounds	2-5	0-0

HALFTIME & OVERTIME

leading after 1st half	66-16	1-0
trailing after 1st half	11-63	0-2
teams are tied after 1st half	2-3	0-0
game goes to overtime	0-3	0-0

**ORU in the Summit league, NCAA Rankings**

As of November 18, 2017

	NCAA	SUMMIT	Value(pg)
TEAM			
Scoring Offense	222	5	64.0
Scoring Defense	94	3	59.0
Scoring Margin	152	4	5.0
Free Throw %	156	6	69.8
Field Goal %	233	5	38.0
Field Goal % Defense	207	5	40.3
3-Point Field Goal %	238	8	30.1
3-Point Field Goal % Defense	253	5	43.2
Rebounding Margin	158	3	2.3
Blocked Shots	229	5	6
Assists	99	4	42
Steals	68	3	30
Turnover Margin	52	3	6.00
Assist/Turnover Ratio	128	6	0.95

2017-18 ORU GAME-BY-GAME POINTS-REBOUNDS-ASSISTS

	#2 JORDAN DOYLE	#3 KATIE KIRKHART	#5 HILLARY HURST	#10 MAYA MAYBERRY	#13 RACHEL SKALNIK	#15 FAITH IHIM	#20 REGAN SCHUMACHER	#21 RYLIE TORREY
N4 NWOSU. (Exh.)	DNP	DNP	DNP	18-2-6	7-6-7	22-11-2	12-7-0	DNP
N11 at TCU	DNP	DNP	DNP	8-1-4	3-3-3	6-7-2	2-2-0	DNP
N13 at UT Arlington	DNP	DNP	DNP	5-1-0	3-1-0	6-4-1	4-6-1	DNP
N17 Panhandle State	0-1-1	DNP	DNP	15-2-0	6-3-4	12-5-0	5-2-1	DNP
N20 Arkansas								
N25 Houston Baptist								
N29 at Tulsa								
D1 Long Beach State								
D2 Cal State Fullerton								
D6 at UMKC								
D10 at Missouri State								
D15 Alcorn State								
D16 Chicago State								
D21 at Utah								
D30 at Omaha*								
J4 at Fort Wayne*								
J6 at Western Ill.*								
J11 NDSU*								
J13 SDSU*								
J17 USD*								
J20 Denver*								
J23 Central Christian								
F1 Fort Wayne*								
F3 Western Ill.*								
F8 at NDSU*								
F10 at SDSU*								
F15 at Denver*								
F17 at USD*								
F21 Omaha*								

^ Summit League Championship

ORU IN THE POLLS

	W-L	AP	COACHES'	RPI*	MID-MAJOR
Preseason	0-0	--	--	--	--
Week 1	0-2	--	--	--	--
Week 2	1-2	--	--	--	--
Week 3					
Week 4					
Week 5					
Week 6					
Week 7					
Week 8					
Week 9					
Week 10					
Week 11					
Week 12					
Week 13					
Week 14					
Week 15					
Week 16					

* NCAA.com

	#22 JORDAN GILBERT	#24 MONTSEERRAT BROTONS	#32 SARAH GARVIE	#33 KENI JO LIPPE	#44 MARIA MARTIANEZ
N4 NWOSU. (Exh.)	DNP	12-4-1	9-5-0	20-8-3	9-4-3
N11 at TCU	6-1-2	2-5-1	20-1-1	2-1-0	9-9-2
N13 at UT Arlington	1-1-0	2-5-0	5-2-4	14-3-1	6-8-1
N17 Panhandle State	6-6-7	5-7-0	8-0-1	14-2-1	17-9-4
N20 Arkansas					
N25 Houston Baptist					
N29 at Tulsa					
D1 Long Beach State					
D2 Cal State Fullerton					
D6 at UMKC					
D10 at Missouri State					
D15 Alcorn State					
D16 Chicago State					
D21 at Utah					
D30 at Omaha*					
J4 at Fort Wayne*					
J6 at Western Ill.*					
J11 NDSU*					
J13 SDSU*					
J17 USD*					
J20 Denver*					
J23 Central Christian					
F1 Fort Wayne*					
F3 Western Ill.*					
F8 at NDSU*					
F10 at SDSU*					
F15 at Denver*					
F17 at USD*					
F21 Omaha*					

2017-18 SINGLE-GAME HIGHS/LOWS

INDIVIDUAL SUPERLATIVES

CATEGORY	ORU	OPPONENT
Points Scored	20, Sarah Garvie at TCU	22, Crystal Allen at UT Arlington
Total Field Goals	7, Sarah Garvie at TCU	8, Jordan Moore at TCU
		8, Crystal Allen at UT Arlington
Total FGs Attempted	14, Maria Martianeze at TCU	14, Amber Ramirez at TCU
	14, Keni Jo Lippe vs. OPSU	
Highest FG% (5 made)	75.0, Maria Martianeze vs. OPSU (6-for-8)	72.2, Crystal Allen (8-for-11)
3-Point Field Goals	6, Sarah Garvie at TCU	3, Crystal Allen at UT Arlington
3-Point FGs Attempted	11, Sarah Garvie at TCU	6, Aysia Evans at UT Arlington
3-Point FG% (min. 3 made)	54.5, Sarah Garvie at TCU (6-for-11)	75.5, Crystal Allen (3-for-4)
Free Throws	5, Maria Martianeze vs. OPSU	5, Jordan Moore at TCU
Free Throws Attempted	6, Faith Ihim at TCU	8, Jordan Moore at TCU
Free Throws % (6 made)	--	--
Total Rebounds	9, Maria Martianeze at TCU	8, Jordan Moore at TCU
	9, Maria Martianeze vs. OPSU	
Assists	7, Jordan Gilbert vs. OPSU	7, Amber Ramirez at TCU
Turnovers	6, Faith Ihim at TCU	5, 2 Players vs. OPSU
	6, Maria Martianeze at UT Arlington	
Blocked Shots	1, Six Times	7, Jordan Moore at TCU
Steals	5, Sarah Garvie vs. OPSU	3, Dakota Vann at TCU

2017-18 TEAM SUPERLATIVES

Points	88 vs. OPSU
Rebounds	43 vs. OPSU
Assists	19 vs. OPSU
Turnovers	18 at UT Arlington
Steals	18 vs. OPSU
Blocks	2 (3 games)
Personal Fouls	18 vs. OPSU
Made Field Goals	34 vs. OPSU
Field Goal Attempts	74 vs. OPSU
Field Goal %	45.9% vs. OPSU
3-pt Field Goals	7 at TCU
3-pt Field Goal Att.	23 vs. OPSU
3-pt Field Goal %	31.8% at TCU
Made Free Throws	15 (2 times)
Free Throw Attempts	20 at UT Arlington
Free Throw %	78.9% vs. OPSU
Winning Margin	53 vs. OPSU
Losing Deficit	24 at UT Arlington





STATISTICAL MILESTONE COUNT

LEADING SCORER	Season	Career
Montserrat Brotons		1
Sarah Garvie	1	1
Jordan Gilbert		2
Faith Ihim		24
Keni Jo Lippe	1	1
Maria Martianeaz	1	9

10+ POINTS	Season	Career
Montserrat Brotons		2
Sarah Garvie	1	1
Jordan Gilbert		7
Hillary Hurst		2
Faith Ihim	1	47
Keni Jo Lippe	1	2
Maria Martianeaz	1	29
Maya Mayberry	1	1

20+ POINTS	Season	Career
Jordan Doyle		1
Sarah Garvie	1	1
Faith Ihim		3
Maria Martianeaz		12

LEADING REBOUNDER	Season	Career
Jordan Gilbert		4
Hillary Hurst		1
Faith Ihim		19
Maria Martianeaz	3	28

10+ REBOUNDS	Season	Career
Jordan Gilbert		2
Faith Ihim		17
Maria Martianeaz		6
Kaylan Mayberry		1

LEADING ASSISTANT	Season	Career
Montserrat Brotons		1
Jordan Doyle		18
Sarah Garvie	1	1
Jordan Gilbert	1	10
Faith Ihim		6
Maria Martianeaz		20
Maya Mayberry	1	1
Rachel Skalnik		6

DOUBLE-DOUBLES	Season	Career
Faith Ihim		12
Maria Martianeaz		4



2017-18 STATISTICAL MILESTONES

20+ POINTS

Sarah Garvie
20 - 11/11 at TCU

10+ REBOUNDS

3+ STEALS

Sarah Garvie
5 - 11/17 vs. OPSU

Maria Martianeaz
3 - 11/17 vs. OPSU

3+ BLOCKS

DOUBLE-DOUBLES

TRIPLE-DOUBLES

ORU VS. 2017 POSTSEASON

NCAA TOURNAMENT	DATE	TIME/RESULT
#23/23 Arizona State	Dec. 17	L, 79-52
#12/12 Oklahoma	Dec. 4	W, 74-64
Western Illinois	Jan. 7	L, 76-72 OT
	Feb. 1	L, 76-62
WOMEN'S NIT	DATE	TIME/RESULT
Iowa	Nov. 11	L, 96-76
IUPUI	Jan. 19	L, 53-41
	Feb. 4	W, 54-45
Little Rock	Dec. 1	L, 56-50
Missouri State	Dec. 7	W, 78-56
South Dakota	Jan. 11	L, 69-47
	Feb. 15	L, 79-50
South Dakota State	Jan. 14	L, 78-57
	Feb. 8	L, 82-35

2017-18 GAME-BY-GAME TEAM STATS

DATE	MATCH-UP	FG-A	PCT.	3FG-A	PCT.	FT-A	PCT.	O/D/REB	PF	A	TO	B	S	1ST 2&OT	SCORE
N4	NWOSU (Ex.) at Oral Roberts	17-63	27.0	5-23	21.7	21-30	70.0	12/18/30	30	8	17	2	5	31 29	60
N11	Oral Roberts at TCU	22-58	37.9	7-22	31.8	7-14	50.0	9/26/35	17	15	17	2	5	30 28	58
N13	Oral Roberts at UT Arlington	27-59	45.8	5-17	29.4	13-17	76.5	9/30/39	18	18	13	11	9	44 28	72
N17	Panhandle State at Oral Roberts	14-52	26.9	3-11	27.3	15-20	75.0	13/20/33	17	8	18	2	7	20 26	46
N17	Panhandle State at Oral Roberts	28-55	50.9	6-16	37.5	8-13	61.5	8/26/34	23	17	15	8	7	42 28	70
N17	Panhandle State at Oral Roberts	12-41	29.3	3-14	21.4	8-14	57.1	7/24/31	21	6	34	5	4	16 19	35
N17	Panhandle State at Oral Roberts	34-74	45.9	5-23	21.7	15-19	78.9	19/24/43	18	19	9	2	18	45 43	88
N20	Arkansas at Oral Roberts														
N25	Houston Baptist at Oral Roberts														
N29	Oral Roberts at Tulsa														
D1	Oral Roberts Long Beach State														
D2	Oral Roberts Cal St. Fullerton														
D6	Oral Roberts at UMKC														
D10	Oral Roberts at Missouri State														
D15	Oral Roberts Alcorn State														
D16	Oral Roberts Chicago State														
D21	Oral Roberts at Utah														
D30	Oral Roberts at Omaha*														
J4	Oral Roberts at Fort Wayne*														
J6	Oral Roberts at Western Illinois*														
J11	North Dakota St. at Oral Roberts*														
J13	SDSU at Oral Roberts*														
J17	South Dakota at Oral Roberts*														
J20	Denver at Oral Roberts*														
J23	Cent. Christian at Oral Roberts														
F1	Fort Wayne at Oral Roberts*														
F3	Western Illinois at Oral Roberts*														
F8	Oral Roberts at NDSU*														
F10	Oral Roberts at SDSU*														
F15	Oral Roberts at Denver*														
F17	Oral Roberts at South Dakota*														
F21	Omaha at Oral Roberts*														
^	SUMMIT LEAGUE CHAMPIONSHIP														

ASSOCIATED PRESS TOP-25 POLL
November 13

NO.	TEAM	RECORD	PTS	PVS
1	Connecticut (32)	1-0	800	
2	Texas	1-0	729	
3	Baylor	2-0	719	
4	South Carolina	1-0	685	
5	Louisville	2-0	638	
6	Notre Dame	1-0	637	
7	Mississippi State	1-0	617	
8	UCLA	2-0	608	
9	Ohio State	1-1	583	
10	Oregon	2-0	500	
11	Duke	1-0	454	
12	West Virginia	1-0	405	
13	Tennessee	1-0	373	
14	Stanford	0-2	357	
15	Maryland	1-0	353	
16	Marquette	0-0	309	
17	Florida State	2-0	272	
18	Oregon State	1-0	213	
19	Texas A&M	2-0	198	
20	California	1-0	179	
21	Oklahoma	1-0	165	
22	South Florida	2-0	157	
23	Missouri	1-1	139	
24	Michigan	2-0	121	
25	Kentucky	2-0	56	

Others receiving votes: Arizona State 41, Western Kentucky 24, Miami 17, Florida 9, Michigan State 6, Drake 5, Gonzaga 4, Iowa 4, Virginia 4, Depaul 4, Alabama 4, Kansas State 3, Oklahoma State 2, Georgia Tech 2, Indiana 2, Syracuse 1, Purdue 1.

USA TODAY COACHES' POLL
October 22

NO.	TEAM	RECORD	PTS	PVS
1	Connecticut (25)	0-0	789	
2	South Carolina (7)	0-0	719	
3	Baylor	0-0	687	
4	Mississippi State	0-0	678	
5	Notre Dame	0-0	648	
6	Texas	0-0	608	
7	UCLA	0-0	582	
8	Ohio State	0-0	575	
9	Stanford	0-0	548	
10	Louisville	0-0	504	
11	Oregon	0-0	479	
12	Duke	0-0	442	
13	Maryland	0-0	380	
14	Florida State	0-0	334	
15	West Virginia	0-0	272	
16	Missouri	0-0	249	
17	Oregon State	0-0	246	
18	Tennessee	0-0	229	
19	Marquette	0-0	218	
20	Depaul	0-0	156	
21	Oklahoma	0-0	151	
22	South Florida	0-0	109	
23	Michigan	0-0	100	
24	Miami	0-0	80	
25	California	0-0	79	
25	Washington	0-0	79	

Others receiving votes: Texas A&M 70, NC State 67, Kentucky 59, Syracuse 53, Arizona State 43, Quinnipiac 27, Gonzaga 18, Drake 18, Virginia 17, Purdue 15, Kansas State 10, LSU 8, Michigan State 7, Georgia Tech 7, Florida Gulf Coast 7, South Dakota State 6, Temple 5, Nebraska 5, Dayton 4, Indiana 4, Middle Tennessee 2, Virginia Tech 2, UT-Arlington 2, Elon 1, Villanova 1, Boise State 1



COLLEGEINSIDER.COM MID-MAJOR

November 14

NO. TEAM	RECORD	PTS	PV
1. Green Bay (18)	1-0	735	4
2. Gonzaga (9)	0-0	717	2
3. South Dakota State	2-0	685	5
4. FGCU	1-0	641	8
5. Quinnipiac (3)	0-2	581	1
6. Northern Colorado (1)	2-0	574	13
7. Drake	1-1	564	3
8. Elon	1-0	505	10
9. Belmont	1-1	488	7
10. James Madison	1-1	470	6
11. Central Michigan	0-1	454	9
12. Buffalo	1-0	384	12
13. Penn	0-0	378	11
14. Mercer	2-0	361	15
15. Princeton	1-0	322	19
16. Bucknell	2-0	296	17
17. UC Davis	1-0	267	20
18. Saint Mary's	1-0	201	NR
19. Army	1-0	194	18
20. New Hampshire	0-1	191	16
21. Western Illinois	2-0	174	21
22. Toledo	1-0	104	NR
23. Chattanooga	0-1	98	22
24. Hampton	1-0	82	NR
25. South Dakota	0-1	70	25

Others receiving votes: New Mexico State 60, Texas State 45, BYU 40, Wright State 38, Little Rock 37, Navy 27, UT Arlington 23, Ohio 20, IUPUI 19, Albany 18, San Diego 17, Missouri State 15, American 13, Idaho 12, Saint Francis 12, Louisiana 11, Robert Morris 11, Santa Clara 11, Stetson 11, Ball State 10, Lamar 10, Northern Iowa 10, Western Kentucky 10, Idaho State 8, Troy 8, Harvard 7, Bethune Cookman 6, Jacksonville 6, Western Michigan 6, Marist 5, Norfolk State 5, Siena 4, Radford 4, Milwaukee 3, Montana State 3, Central Arkansas 2, Eastern Michigan 2.

RUNS, DEFICITS AND MARGINS

	LARGEST LEAD	LARGEST DEFICIT	FINAL MARGIN
N4 NWOSU (Ex.)	49	0	49
N11 at TCU	3	18	14
N13 at UT Arlington	2	30	24
N17 Panhandle State	53	5	53
N20 Arkansas			
N25 Houston Baptist			
N29 at Tulsa			
D1 Long Beach State			
D2 Cal State Fullerton			
D6 at UMKC			
D10 at Missouri State			
D15 Alcorn State			
D16 Chicago State			
D21 at Utah			
D30 at Omaha*			
J4 at Fort Wayne*			
J6 at Western Illinois*			
J11 North Dakota State*			
J13 South Dakota State*			
J17 South Dakota*			
J20 Denver*			
J23 Central Christian College			
F1 Fort Wayne*			
F4 Western Illinois*			
F8 at North Dakota State*			
F10 at South Dakota State*			
F15 at Denver*			
F17 at South Dakota*			
F21 Omaha*			
^ Summit League Championship			

2017-18 AWARDS LIST

Preseason All-Summit League

2nd Team

Faith Ihim
Maria Martianeze

2017-18 LATE-GAME FREE THROWS

#	NAME	OVERALL		FINAL MINUTE/OT		FINAL 5 MIN/OT	
		FT-FTA	PCT.	FT-FTA	PCT.	FT-FTA	PCT.
2	Jordan Doyle	-	-	-	-	-	-
3	Katie Kirkhart	-	-	-	-	-	-
5	Hillary Hurst	-	-	-	-	-	-
10	Maya Mayberry	4-5	.800	-	-	1-2	.500
13	Rachel Skalnik	1-1	1.000	-	-	-	-
15	Faith Ihim	10-14	.714	-	-	5-6	.750
20	Regan Schumacher	3-7	.428	-	-	-	-
21	Rylie Torrey	-	-	-	-	-	-
22	Jordan Gilbert	3-4	.750	-	-	1-2	.500
24	Montserrat Brotons	1-2	.500	-	-	-	-
32	Sarah Garvie	-	-	-	-	-	-
33	Keni Jo Lippe	4-6	.667	-	-	-	-
44	Maria Martianeze	16-23	.695	-	-	-	-
TEAM		37-53	.69.8	-	-	7-9	.777

2017-18 START CHART

#	NAME	CAREER GP	SEASON GP	STREAK	CAREER GS	SEASON GS	STREAK
2	Jordan Doyle	64	1	1	62	-	-
3	Katie Kirkhart	-	-	-	-	-	-
5	Hillary Hurst	25	-	-	1	-	-
10	Maya Mayberry	3	3	3	-	-	-
13	Rachel Skalnik	33	3	33	12	3	12
15	Faith Ihim	94	3	94	66	3	32
20	Regan Schumacher	3	3	3	-	-	-
21	Rylie Torrey	-	-	-	-	-	-
22	Jordan Gilbert	62	3	3	22	-	-
24	Montserrat Brotons	29	3	15	3	2	-
32	Sarah Garvie	3	3	3	1	1	1
33	Keni Jo Lippe	3	3	3	3	3	3
44	Maria Martianeze	61	3	61	61	3	61

2016-17 Box Scores

Official Box Score -- Game Totals -- Final Statistics

Northwestern Oklahoma vs. Oral Roberts

11/4/2017 2:00 p.m. at Mabee Center (Tulsa, Okla.)

Northwestern Oklahoma 60 (0-0, 0-0)

#	Player	FG-FGA	3-Ptr	FT-FTA	Rebounds			PF	TP	A	TO	Blk	Stl	Min
					Off	Def	Tot							
05	Kinsey Neiderer	F	0-5	0-5	2-2	0	2	2	4	2	0	2	0	16
30	Bailey Brown	F	0-1	0-0	0-0	2	2	4	2	0	0	1	0	20
15	Kori Barrios	G	4-9	2-4	0-2	0	1	1	2	10	0	2	0	31
22	Jade Jones	G	5-17	2-6	9-12	1	1	2	3	21	3	4	0	34
24	Deja Beechum	G	0-5	0-1	1-2	1	3	4	1	1	0	1	0	9
01	Amani Davis	0-1	0-0	4-4	1	0	1	3	4	0	2	1	0	8
03	Bailey Forey	2-4	0-1	0-0	1	2	3	0	4	1	0	0	0	3
10	Jakeria Otey	1-1	0-0	2-3	0	2	2	3	4	1	1	0	2	15
11	McKenzie Dean	1-7	0-0	0-0	2	1	3	3	2	3	1	1	1	24
12	Kenzie Mize	0-0	0-0	0-0	0	0	0	0	0	0	0	0	0	3
14	Selena McDonald	2-2	0-0	1-3	2	1	3	4	5	0	2	0	0	9
20	Aneli Thompson	2-4	1-3	0-0	0	0	0	5	0	0	0	0	0	4
25	McKenzie Billy	0-0	0-0	0-0	1	2	3	2	0	0	1	0	0	13
32	Jessica Tebow	0-3	0-1	0-0	0	0	0	2	0	0	0	0	0	3
33	Destinee Robinson	0-4	0-2	2-2	0	0	0	1	2	0	0	0	1	8
TEAM					1	1	2							
Totals		17-63	5-23	21-30	12	18	30	30	60	8	17	2	5	200
FG % 1st Half: 9-26		34.6%	2nd Half: 8-37	21.6%	Game: 17-63		27.0%	Deadball Rebounds						
3FG % 1st Half: 3-10		30.0%	2nd Half: 2-13	15.4%	Game: 5-23		21.7%							
FT % 1st Half: 10-13		76.9%	2nd Half: 11-17	64.7%	Game: 21-30		70.0%							

Oral Roberts 109 (0-0, 0-0)

#	Player	FG-FGA	3-Ptr	FT-FTA	Rebounds			PF	TP	A	TO	Blk	Stl	Min
					Off	Def	Tot							
15	Faith Ihim	F	10-11	0-0	2-4	5	6	11	2	22	2	5	0	32
44	Maria Martinez	F	4-6	0-0	1-1	0	4	4	2	9	3	0	1	25
24	Montserrat Brotons	C	3-3	0-0	6-8	0	4	4	3	12	1	0	0	18
13	Rachel Skalnink	G	1-4	1-4	4-4	0	6	6	5	7	7	4	0	4
33	Keni Jo Lippe	G	8-18	1-7	3-5	3	5	8	2	20	3	3	0	32
10	Maya Mayberry	5-13	2-4	6-7	0	2	2	2	18	6	1	0	1	24
20	Regan Schumacher	6-7	0-0	0-2	4	3	7	4	12	0	0	1	2	22
32	Sarah Garvie	3-9	3-7	0-0	1	4	5	2	9	0	2	0	0	17
TEAM					4	4	8							
Totals		40-71	7-22	22-31	17	38	55	22	109	22	15	2	8	200
FG % 1st Half: 22-35		62.9%	2nd Half: 18-36	50.0%	Game: 40-71		56.3%	Deadball Rebounds						
3FG % 1st Half: 3-8		37.5%	2nd Half: 4-14	28.6%	Game: 7-22		31.8%							
FT % 1st Half: 14-19		73.7%	2nd Half: 8-12	66.7%	Game: 22-31		71.0%							

Officials: Robert Strong, Nicole Brannon, Marcus Barnett

Technical Fouls: Northwestern Oklahoma-None. Oral Roberts-None.

Mabee Center (Tulsa, Okla.) Attendance: 492

Score by Period	1st	2nd	3rd	4th	Total
Northwestern Oklaho	18	13	18	11	60
Oral Roberts	35	26	19	29	109

Points	In	Off	2nd	Fast	Bench
NOR	18	3	12	2	8
ORU	60	21	22	9	39

Last FG - NOR 4th-00:34, ORU 4th-00:00.

Largest lead - NOR None, ORU by 49 4th-00:00

NOR led for 00:00, ORU led for 39:37. Game was tied for 00:23.

Score Tied - 0 times

Lead Changed - 0 times

Official Box Score -- Game Totals -- Final Statistics

Oral Roberts vs. UT Arlington

11/13/2017 7:00 p.m. at Arlington, TX

Oral Roberts 46 (0-2)

#	Player	FG-FGA	3-Ptr	FT-FTA	Rebounds			PF	TP	A	TO	Blk	Stl	Min
					Off	Def	Tot							
13	Rachel Skalnink	*	1-4	1-2	0-0	0	1	1	2	3	0	4	0	22
15	Faith Ihim	*	1-3	0-0	4-4	1	3	4	4	6	1	3	0	20
24	Montserrat Brotons	*	1-5	0-0	0-0	1	4	5	3	2	0	0	1	18
33	Keni Jo Lippe	*	5-10	1-2	3-4	2	1	3	1	14	1	1	0	27
44	Maria Martinez	*	1-12	0-3	4-4	3	5	8	2	6	1	6	1	32
10	Maya Mayberry	2-7	0-1	1-2	0	1	1	1	5	0	0	0	0	24
20	Regan Schumacher	1-5	0-0	2-4	3	3	6	1	4	1	0	0	0	21
22	Jordan Gilbert	0-1	0-0	1-2	1	0	1	1	1	0	2	0	2	10
32	Sarah Garvie	2-5	1-3	0-0	1	1	2	2	5	4	2	0	1	26
TEAM					1	1	2							
Totals		14-52	3-11	15-20	13	20	33	17	46	8	18	2	7	200
FG % 1st Half: 6-26		23.1%	2nd Half: 8-26	30.8%	Game: 14-52		26.9%	Deadball Rebounds						
3FG % 1st Half: 2-6		33.3%	2nd Half: 1-5	20.0%	Game: 3-11		27.3%							
FT % 1st Half: 6-8		75.0%	2nd Half: 9-12	75.0%	Game: 15-20		75.0%							

UT Arlington 70 (2-0)

#	Player	FG-FGA	3-Ptr	FT-FTA	Rebounds			PF	TP	A	TO	Blk	Stl	Min
					Off	Def	Tot							
22	Jennifer Parker	F	2-4	0-0	0-0	1	4	5	4	4	1	2	1	22
44	Rebekah VanDijk	C	4-5	0-0	1-2	1	5	6	0	9	1	1	3	21
00	Cierra Johnson	G	4-9	0-2	2-3	1	4	5	1	10	4	2	0	1
03	Crystal Allen	G	8-11	3-4	3-6	0	1	1	1	22	2	2	0	1
01	Laurnyn McGowan	PG	0-1	0-0	0-0	0	2	2	2	0	6	3	0	1
02	Lauren Billie	2-4	0-1	0-0	2	1	3	3	4	1	2	0	0	13
11	Shelby Richards	1-3	0-0	0-0	1	3	4	2	2	0	1	0	0	23
12	Brooke Alexander	3-6	1-2	1-1	0	3	3	3	8	1	1	2	0	19
24	Aysia Evans	3-9	2-6	1-1	1	0	1	2	9	0	0	0	1	17
33	Kelsey Johnson	0-1	0-1	0-0	0	1	1	4	0	0	0	2	0	10
40	Michaela Wright	1-2	0-0	0-0	1	1	2	1	2	1	0	0	0	8
TEAM					0	1	1							
Totals		28-55	6-16	8-13	8	26	34	23	70	17	15	8	7	200
FG % 1st Half: 16-27		59.3%	2nd Half: 12-28	42.9%	Game: 28-55		50.9%	Deadball Rebounds						
3FG % 1st Half: 4-7		57.1%	2nd Half: 2-9	22.2%	Game: 6-16		37.5%							
FT % 1st Half: 6-10		60.0%	2nd Half: 2-3	66.7%	Game: 8-13		61.5%							

Officials: Eric Koch, Kelly Johnson, Jennifer White

Technical Fouls: Oral Roberts-None. UT Arlington-None.

College Park Center, Arlington, TX Attendance: 797

Score by Period	1st	2nd	3rd	4th	Total
Oral Roberts	6	14	7	19	46
UT Arlington	24	18	10	18	70

Points	In	Off	2nd	Fast	Bench
ORU	18	11	12	6	4
UTA	38	17	6	4	25

Last FG - ORU 4th-00:42, UTA 4th-00:21.

Largest lead - ORU by 2 1st-09:36, UTA by 30 3rd-03:03

ORU led for 00:29, UTA led for 38:42. Game was tied for 00:45.

Score Tied - 1 times

Lead Changed - 1 times

Official Basketball Box Score -- Game Totals -- Final Statistics

Oral Roberts vs TCU

11/11/17 2:00 pm at Fort Worth, Texas (Schollmaier Arena)

Oral Roberts 58 • 0-1

#	Player		Total			3-Ptr			Rebounds			PF	TP	A	TO	Blk	Stl	Min
			FG-FGA	FG-FGA	FT-FTA	Off	Def	Tot										
15	Ihim, Faith	f	2-5	0-1	2-6	3	4	7	3	6	2	6	0	0	31			
44	Martinez, Maria	f	4-13	0-3	1-4	1	8	9	3	9	2	3	0	2	31			
24	Brotons, Montserrat	c	1-3	0-0	0-0	0	5	5	0	2	1	0	0	1	25			
13	Skalnink, Rachel	g	1-5	1-4	0-0	0	3	3	2	3	1	0	0	0	23			
33	Lippe, Keni Jo	g	1-4	0-1	0-0	0	1	1	2	2	0	1	0	1	12			
10	Mayberry, Maya		3-6	0-2	2-2	0	1	1	3	8	4	3	1	0	27			
20	Schumacher, Regan		1-4	0-0	0-0	0	2	2	1	2	0	0	1	0	15			
22	Gilbert, Jordan		2-6	0-0	2-2	0	1	1	0	6	2	0	0	0	14			
32	Garvie, Sarah		7-12	6-11	0-0	1	0	1	3	20	1	3	0	1	22			
	Team					4	1	5										
Totals			22-58	7-22	7-14	9	26	35	17	58	15	17	2	5	200			
1st - FG %: 6-14 42.9% 2nd: 6-15 40.0% 3rd: 5-15 33.3% 4th: 5-14 35.7% Game: 22-58 37.9% Deadball																		
3FG %: 1-4 25.0% 2-6 33.3% 2-6 33.3% 2-6 33.3% 7-22 31.8%																		
FT %: 2-4 50.0% 1-2 50.0% 3-6 50.0% 1-2 50.0% 7-14 50.0%																		
Rebounds 3																		



#2 Jordan Doyle

GUARD • Redshirt Junior • 5-7
Broken Arrow, Okla. • Broken Arrow HS

2017-18 STATISTICS

GP	GS	PPG	RPG	APG	SPG	BPG
1	-	0.0	1.0	1.0	2.0	0.0

MPG	FG%	3FG%	FT%
12.0	0.0	0.0	0.0

PERSONAL

Daughter of Keith and Katrina Doyle... Majors in Convergence Journalism, with plans to become a sports analyst after graduation... Favorite professional team is the OKC Thunder... Chose ORU over Oregon State, Tulsa and Central Arkansas.

NOTES

JUNIOR (2016-17)

Did not appear in any games during the season due to redshirt.

SOPHOMORE (2015-16)

Started in 29 of 30 games and appeared in all 30 for ORU ... Started 61 straight games going back to her freshman season before coming off the bench in the final regular season - Doyle returned to the starting lineup the following game ... She averaged 7.5 points per game and 1.5 assists per game while shooting 34 percent from the field and 30 percent from behind the three-point arc ... Scored a career-high 19 points in a win over Summit League Champion South Dakota.

FRESHMAN (2014-15)

Started in every game for ORU at the point guard position and led the team in assist with 68 ... Averaged 7.4 points per game and shot 35 percent from the field ... Was a 37 percent 3-point shooter making a season best four treys against IPFW (2/28/15) ... Started her collegiate career as the leading scorer at Baylor with 14 points ... Had a season-high 17 points in a win over IPFW in the regular season finale ... Scored in double figures seven times ... Recorded a season best four steals in win over Missouri State (11/24/15) ... Dished a season-high six assists in a win at home over IUPUI (1/15/15)

DOYLE'S 2017-18 GAME-BY-GAME STATS

		MIN	FG	3FG	FT	O-D-R	PF	A	TO	B	S	PTS
N4	NWOSU (Ex.)	DNP	-	-	-	-	-	-	-	-	-	-
N11	at TCU	DNP	-	-	-	-	-	-	-	-	-	-
N13	at UT Arlington	DNP	-	-	-	-	-	-	-	-	-	-
N17	Panhandle State	12	0-0	0-0	0-0	1-0-1	2	1	0	0	2	0
N20	Arkansas											
N25	Houston Baptist											
N29	at Tulsa											
D1	Long Beach State^											
D2	Cal St. Fullerton^											
D6	at UMKC											
D10	at Missouri State											
D15	Alcorn State#											
D16	Chicago State#											
D21	at Utah											
D30	at Omaha*											
J4	at Fort Wayne*											
J6	at Western Illinois*											
J11	North Dakota St.*											
J13	South Dakota St.*											
J17	South Dakota*											
J20	Denver*											
J23	Central Christian											
F1	Fort Wayne*											
F3	Western Illinois*											
F8	at North Dakota St.*											
F10	at South Dakota St.*											
F15	at Denver*											
F17	at South Dakota*											
F21	Omaha*											

DOYLE'S SINGLE-GAME SUPERLATIVES

SEASON	THE DOYLE PROFILE
POINTS	
FG MADE	CAREER HIGHS
3FG MADE	Points 19 vs South Dakota (1/16/16)
FT MADE	FG Made 7 (2x) vs South Dakota (1/6/16)
REBOUNDS 1 vs. OPSU	3-Pointers Made 4 (2X) vs SD (1/6/16)
ASSISTS 1 vs. OPSU	Free Throws Made 9 vs IUPUI (1/15/15)
BLOCKS	Rebounds 8 vs South Dakota (1/6/16)
STEALS 2 vs. OPSU	Assists 6 vs IUPUI (1/15/15)
MINUTES 12 vs. OPSU	Blocks 1 (3x) vs IUPUI (1/30/16)
	Steals 4 (3x) vs Lyon (12/15/15)
	Minutes 40 vs South Dakota (2/13/16)

MISCELLANEOUS STATS

Leading Scorer	3
10+ Points	13
20+ Points	--
Leading Rebounder	--
10+ Rebounds	--
Assists Leader	14
Double-Doubles	--

DOYLE'S CAREER STATS

	GP	GS	FG	FGA	Pct	3FG	FGA	Pct	FT	FTA	Pct	Off	Def	Tot	Avg	PF	FO	A	TO	Blk	Stl	Pts	Avg
2014-15	34	34	85	241	.353	32	85	.376	48	76	.632	14	63	77	2.3	84	5	68	120	2	22	250	7.4
2015-16	30	29	77	225	.342	26	85	.306	44	80	.550	22	68	90	3.0	75	3	46	65	3	33	224	7.5
2016-17	-	-	-	-	-	-	-	-	-	-	-	-	-	-	-	-	-	-	-	-	-	-	-
CAREER	64	63	162	466	.347	58	10	.341	92	156	.591	36	131	167	2.65	159	8	114	185	5	55	474	7.4



#3 Katie Kirkhart

GUARD • Freshman • 5-9
Muskogee, Okla. • Hilldale HS

2017-18 STATISTICS

GP	GS	PPG	RPG	APG	SPG	BPG

MPG	FG%	3FG%	FT%

PERSONAL

Daughter of Chad and Jamie Kirkhart ... chose ORU because it is a great college with a great women's golf program ... Chose to walk-on with the women's basketball program for the 2017-18 season.

NOTES

High School

Multi-sport star at Hilldale HS having been recruited for both golf and basketball ... She made all-state in basketball and golf at Hilldale HS ... Semifinalist for Oklahoma Miss Basketball honors and was the 2015 4A Individual State Champion on the golf course ... helped her team to three state championships and was also a member of the National Honor Society.

KIRKHART'S 2017-18 GAME-BY-GAME STATS

	MIN	FG	3FG	FT	O-D-R	PF	A	TO	B	S	PTS
N4	NWOSU (Ex.)	DNP	-	-	-	-	-	-	-	-	-
N11	at TCU	DNP	-	-	-	-	-	-	-	-	-
N13	at UT Arlington	DNP	-	-	-	-	-	-	-	-	-
N17	Panhandle State	DNP	-	-	-	-	-	-	-	-	-
N20	Arkansas										
N25	Houston Baptist										
N29	at Tulsa										
D1	Long Beach State^										
D2	Cal St. Fullerton^										
D6	at UMKC										
D10	at Missouri State										
D15	Alcorn State#										
D16	Chicago State#										
D21	at Utah										
D30	at Omaha*										
J4	at Fort Wayne*										
J6	at Western Illinois*										
J11	North Dakota St.*										
J13	South Dakota St.*										
J17	South Dakota*										
J20	Denver*										
J23	Central Christian										
F1	Fort Wayne*										
F3	Western Illinois*										
F8	at North Dakota St.*										
F10	at South Dakota St.*										
F15	at Denver*										
F17	at South Dakota*										
F21	Omaha*										

KIRKHART'S SINGLE-GAME SUPERLATIVES

SEASON	THE KIRKHART PROFILE	
POINTS		
FG MADE	CAREER HIGHS	
3FG MADE	Points	-
FT MADE	FG Made	-
REBOUNDS	3-Pointers Made	-
ASSISTS	Free Throws Made	-
BLOCKS	Rebounds	-
STEALS	Assists	-
MINUTES	Blocks	-
	Steals	-
	Minutes	-
	MISCELLANEOUS STATS	
	Leading Scorer	--
	10+ Points	--
	20+ Points	--
	Leading Rebounder	--
	10+ Rebounds	--
	Assists Leader	--
	Double-Doubles	--

KIRKHART'S CAREER STATS

	GP	GS	FG	FGA	Pct	3FG	FGA	Pct	FT	FTA	Pct	Off	Def	Tot	Avg	PF	FO	A	TO	Blk	Stl	Pts	Avg
2017-18																							
CAREER																							



#5 Hillary Hurst

GUARD • Sophomore • 5-11
Woodward, Okla. • Woodward HS

2016-17 STATISTICS

GP	GS	PPG	RPG	APG	SPG	BPG
26	1	3.2	2.2	0.5	0.3	0.2

MPG	FG%	3FG%	FT%
16.8	33.3	19.4	80.0

PERSONAL

Daughter of Rick and Tacy Hurst ... Favorite pro team is the Oklahoma City Thunder and favorite professional athlete is Kevin Durant ... Plans to major in education at ORU ... Was also recruited by UMKC, Utah State, Southern Illinois, Rice and Tulsa among others.

NOTES

FRESHMAN (2016-17)

Played in 27 games with one career start against Denver ... Averaged 16.5 minutes and three points per game ... Shot 32.6 percent overall and 19.4 percent from long-range ... Was an 80 percent free-throw shooter ... Scored a career high of 13 points at Western Illinois.

HIGH SCHOOL

All-conference selection as a sophomore and junior while helping Woodward High School to a district championship ... the Bombers were also regional runner-up during her freshman season and area tournament runner-up as a junior ... as a sophomore averaged 17.8 points per game and 19.2 points per game as a junior ... named to the VYPE Oklahoma Top 100 players list ... also lettered in fastpitch softball, track and field and cross country at Woodward.

HURST'S 2017-18 GAME-BY-GAME STATS

		MIN	FG	3FG	FT	O-D-R	PF	A	TO	B	S	PTS
N4	NWOSU (Ex.)	DNP	-	-	-	-	-	-	-	-	-	-
N11	at TCU	DNP	-	-	-	-	-	-	-	-	-	-
N13	at UT Arlington	DNP	-	-	-	-	-	-	-	-	-	-
N17	Panhandle State	DNP	-	-	-	-	-	-	-	-	-	-
N20	Arkansas											
N25	Houston Baptist											
N29	at Tulsa											
D1	Long Beach State^											
D2	Cal St. Fullerton^											
D6	at UMKC											
D10	at Missouri State											
D15	Alcorn State#											
D16	Chicago State#											
D21	at Utah											
D30	at Omaha*											
J4	at Fort Wayne*											
J6	at Western Illinois*											
J11	North Dakota St.*											
J13	South Dakota St.*											
J17	South Dakota*											
J20	Denver*											
J23	Central Christian											
F1	Fort Wayne*											
F3	Western Illinois*											
F8	at North Dakota St.*											
F10	at South Dakota St.*											
F15	at Denver*											
F17	at South Dakota*											
F21	Omaha*											

HURST'S SINGLE-GAME SUPERLATIVES

	SEASON
POINTS	13 vs. WIU
FG MADE	4 (2x)
3FG MADE	2 vs. USAO
FT MADE	4 (3x)
REBOUNDS	8 vs. WIU
ASSISTS	2 vs. MACU
BLOCKS	2 vs. WIU
STEALS	2 vs. HBU
MINUTES	31 at NDSU

THE HURST PROFILE

CAREER HIGHS

Points	13 vs. Houston Baptist (1/7/17)
FG Made	4 at NDSU (1/28/17)
3-Pointers Made	2 vs. USAO (11/29/16)
FT's Made	4 vs. Western Illinois (1/7/17)
Rebounds	8 vs. WIU (2/1/17)
Assists	2 vs. MACU (12/14/16)
Blocks	2 vs. Western Illinois (12/7/17)
Steals	2 vs. Houston Baptist (11/26/16)
Minutes	31 at NDSU (1/28/17)

MISCELLANEOUS STATS

Leading Scorer	--
10+ Points	2
20+ Points	--
Leading Rebounder	1
10+ Rebounds	--
Assists Leader	--
Double-Doubles	--

HURST'S CAREER STATS

	GP	GS	FG	FGA	Pct	3FG	FGA	Pct	FT	FTA	Pct	Off	Def	Tot	Avg	PF	FO	A	TO	Blk	Stl	Pts	Avg
2016-17	26	1	28	84	.333	6	31	.194	20	25	.800	23	33	56	2.2	36	0	13	17	4	7	82	3.2
CAREER	26	1	28	84	.333	6	31	.194	20	25	.800	23	33	56	2.2	36	0	13	17	4	7	82	3.2



#10 Maya Mayberry

GUARD • Freshman • 5-8
Fayetteville, Ark. • Fayetteville HS

2017-18 STATISTICS

GP	GS	PPG	RPG	APG	SPG	BPG
3	0	9.3	1.3	1.3	0.3	0.3

MPG	FG%	3FG%	FT%
24.0	47.8	28.6	66.7

PERSONAL

Daughter of Lee and Marla Mayberry ... Favorite pro team is the Oklahoma City Thunder and favorite professional athlete is Kyrie Irving ... Plans to major in elementary education at ORU ... Was also recruited by Incarnate Word, New Mexico and Little Rock ... Her sister Kaylan Mayberry is a former member of the Golden Eagles women's basketball team and her other sister, Taleya, is the team's Graduate Assistant Coach.

NOTES

High School

Maya Mayberry played high school basketball at Fayetteville High School under Head Coach Victor Rimmer. She was a part of the 2015 and 2017 State Championship squad and was a 2016 all-conference selection. Mayberry was also a 2017 all-conference and all-state selection as well. She played AAU ball for Oklahoma PWP.

MAYBERRY'S 2017-18 GAME-BY-GAME STATS

		MIN	FG	3FG	FT	O-D-R	PF	A	TO	B	S	PTS
N4	NWOSU (Ex.)	24	5-13	2-4	6-7	0-2-2	2	6	1	0	1	18
N11	at TCU	27	3-6	0-2	2-2	0-1-1	3	4	3	1	0	27
N13	at UT Arlington	24	2-7	0-1	1-2	0-1-1	1	0	0	0	0	5
N17	Panhandle State	21	6-10	2-4	1-2	0-2-2	2	0	0	0	1	15
N20	Arkansas											
N25	Houston Baptist											
N29	at Tulsa											
D1	Long Beach State^											
D2	Cal St. Fullerton^											
D6	at UMKC											
D10	at Missouri State											
D15	Alcorn State#											
D16	Chicago State#											
D21	at Utah											
D30	at Omaha*											
J4	at Fort Wayne*											
J6	at Western Illinois*											
J11	North Dakota St.*											
J13	South Dakota St.*											
J17	South Dakota*											
J20	Denver*											
J23	Central Christian											
F1	Fort Wayne*											
F3	Western Illinois*											
F8	at North Dakota St.*											
F10	at South Dakota St.*											
F15	at Denver*											
F17	at South Dakota*											
F21	Omaha*											

MAYBERRY'S SINGLE-GAME SUPERLATIVES

	SEASON
POINTS	15 vs. OPSU
FG MADE	6 vs. OPSU
3FG MADE	2 vs. OPSU
FT MADE	2 at TCU
REBOUNDS	2 VS. OPSU
ASSISTS	4 at TCU
BLOCKS	1 at TCU
STEALS	1 vs. OPSU
MINUTES	27 at TCU

THE MAYBERRY PROFILE

CAREER HIGHS

Points	-
FG Made	-
3-Pointers Made	-
Free Throws Made	-
Rebounds	-
Assists	-
Blocks	-
Steals	-
Minutes	-

MISCELLANEOUS STATS

Leading Scorer	--
10+ Points	1
20+ Points	--
Leading Rebounder	--
10+ Rebounds	--
Assists Leader	1
Double-Doubles	--

MAYBERRY'S CAREER STATS

	GP	GS	FG	FGA	Pct	3FG	FGA	Pct	FT	FTA	Pct	Off	Def	Tot	Avg	PF	FO	A	TO	Blk	Stl	Pts	Avg
2017-18																							
CAREER																							



#13 Rachel Skalnik

GUARD • Sophomore • 5-8
Owasso, Okla. • Owasso HS

2017-18 STATISTICS

GP	GS	PPG	RPG	APG	SPG	BPG
3	3	4.0	2.3	2.3	1.0	0.0

MPG	FG%	3FG%	FT%
22.7	30.8	33.3	100.0

PERSONAL

Daughter of Lance and Danielle Skalnik ... Nickname is Rach ... Favorite athlete is Steven Adams ... Favorite Quote, "Who's Debbie?" - Gru.

NOTES

FRESHMAN (2016-17)

Played in all 31 games for ORU and had nine starts during the season ... Averaged 18.3 minutes per game with 2.2 points ... Shot 32.9 percent overall for the season and 29.4 percent from three-point range ... Recorded an 86.7 free-throw percentage ... Scored a career high eight points at Fort Wayne.

HIGH SCHOOL

Averaged 9.2 points, 3.3 assists and 3.9 rebounds per game helping her Owasso team to a Class 6A runner-up finish ... named to the All-Tournament Team ... three-time all-conference selection and was voted team MVP and offensive MVP ... named to the VYPE 100 list during her junior and senior seasons ... also played soccer earned all-district honors twice and defensive player of the year and sophomore of the year accolades in 2014 ... academic state champion in 2014 for soccer and 2015 for basketball ... Was an OGBCA and OCA All-State selection.

SKALNIK'S 2017-18 GAME-BY-GAME STATS

		MIN	FG	3FG	FT	O-D-R	PF	A	TO	B	S	PTS
N4	NWOSU (Ex.)	30	1-4	1-4	4-4	0-6-6	5	7	4	0	4	7
N11	at TCU	23	1-5	1-4	0-0	0-3-3	2	3	1	0	0	3
N13	at UT Arlington	22	1-4	1-2	0-0	0-1-1	2	0	4	0	2	3
N17	Panhandle State	23	2-4	1-3	1-1	1-2-3	1	4	0	0	1	6
N20	Arkansas											
N25	Houston Baptist											
N29	at Tulsa											
D1	Long Beach State^											
D2	Cal St. Fullerton^											
D6	at UMKC											
D10	at Missouri State											
D15	Alcorn State#											
D16	Chicago State#											
D21	at Utah											
D30	at Omaha*											
J4	at Fort Wayne*											
J6	at Western Illinois*											
J11	North Dakota St.*											
J13	South Dakota St.*											
J17	South Dakota*											
J20	Denver*											
J23	Central Christian											
F1	Fort Wayne*											
F3	Western Illinois*											
F8	at North Dakota St.*											
F10	at South Dakota St.*											
F15	at Denver*											
F17	at South Dakota*											
F21	Omaha*											

SKALNIK'S SINGLE-GAME SUPERLATIVES

	SEASON
POINTS	6 vs. OPSU
FG MADE	2 vs. OPSU
3FG MADE	1 (3x)
FT MADE	1 vs. OPSU
REBOUNDS	5 at TCU
ASSISTS	4 vs. OPSU
BLOCKS	
STEALS	2 at UTA
MINUTES	23 (2x)

THE SKALNIK PROFILE

CAREER HIGHS

Points	8 vs. Fort Wayne (1/21/17)
FG Made	3 vs. Fort Wayne (1/21/17)
3-Pointers Made	1 (2x)
Free Throws Made	2 vs. Fort Wayne (1/21/17)
Rebounds	5 vs. Fort Wayne (1/21/17)
Assists	7 vs. WIU (2/1/17)
Blocks	
Steals	3 vs. IUPUI (2/4/17)
Minutes	34 vs. Denver (1/25/17)

MISCELLANEOUS STATS

Leading Scorer	--
10+ Points	--
20+ Points	--
Leading Rebounder	--
10+ Rebounds	--
Assists Leader	7
Double-Doubles	--

SKALNIK'S CAREER STATS

	GP	GS	FG	FGA	Pct	3FG	FGA	Pct	FT	FTA	Pct	Off	Def	Tot	Avg	PF	FO	A	TO	Blk	Stl	Pts	Avg
2016-17	30	9	22	69	.319	10	34	.294	13	15	.867	14	29	43	1.4	43	0	39	32	1	14	67	2.2
CAREER	30	9	22	69	.319	10	34	.294	13	15	.867	14	29	43	1.4	43	0	39	32	1	14	67	2.2



#15 Faith Ihim

FORWARD • Senior • 5-10
Tulsa, Okla. • Memorial HS

2017-18 STATISTICS

GP	GS	PPG	RPG	APG	SPG	BPG
3	3	8.0	5.3	1.0	0.7	0.0

MPG	FG%	3FG%	FT%
21.7	50.0	0.0	71.4

PERSONAL

Daughter of Anthony and Florence Ihim... Father is a pastor... Is a native of San Diego ... Plans to major in accounting at ORU ... Enjoys rooting for the Oklahoma City Thunder.

NOTES

JUNIOR (2016-17)

Played in all 31 games during the season and started 30 of those games ... Competed for a total of 875 minutes and gathered an average of 13 points per game ... Shot 50.3 percent overall and grabbed a total of 237 rebounds ... Earned Summit League All-Second Team honors ... Scored a season high 21 points at Northwestern ... Tallied seven double-doubles for the season ... Finished the season with 965 total career points.

SOPHOMORE (2015-16)

Ihim appeared in all 30 games and started in 14 while earning Summit League Sixth Woman of the Year honors ... Was the second leading scorer for the Golden Eagles at 10.2 points per game and led the team in rebounding at 6.9 boards per game ... Shot 47 percent from the field and led the team with 38 steals on the year ... Posted four double-doubles including a 15 points 13 rebound effort at Baylor ... Scored a season-high 18 points in a win vs. Omaha and pulled down a season-high 16 boards in a road win at IUPUI ... Crossed the 500 points plateau and pulled down 196 rebounds during the season.

FRESHMAN (2014-15)

Ihim started in every Summit League game and the final 22 games of the season while playing in all 34 ... She was the fourth leading scorer averaging 7.8 points per game and the second leading rebounder averaging 4.6 boards per game ... She shot 49 percent from the field.

IHIM'S 2017-18 GAME-BY-GAME STATS

		MIN	FG	3FG	FT	O-DR	PF	A	TO	B	S	PTS
N4	NWOSU (Ex.)	32	10-11	0-0	2-4	5-6-11	2	2	5	0	0	22
N11	at TCU	31	2-5	0-1	2-6	3-4-7	3	2	6	0	0	6
N13	at UT Arlington	20	1-3	0-0	4-4	1-3-4	4	1	3	0	0	6
N17	Panhandle State	14	4-6	0-0	4-4	2-3-5	3	0	2	0	2	12
N20	Arkansas											
N25	Houston Baptist											
N29	at Tulsa											
D1	Long Beach State^											
D2	Cal St. Fullerton^											
D6	at UMKC											
D10	at Missouri State											
D15	Alcorn State#											
D16	Chicago State#											
D21	at Utah											
D30	at Omaha*											
J4	at Fort Wayne*											
J6	at Western Illinois*											
J11	North Dakota St.*											
J13	South Dakota St.*											
J17	South Dakota*											
J20	Denver*											
J23	Central Christian											
F1	Fort Wayne*											
F3	Western Illinois*											
F8	at North Dakota St.*											
F10	at South Dakota St.*											
F15	at Denver*											
F17	at South Dakota*											
F21	Omaha*											

IHIM'S SINGLE-GAME SUPERLATIVES

	SEASON
POINTS	12 vs. OPSU
FG MADE	4 vs. OPSU
3FG MADE	
FT MADE	4 (2x)
REBOUNDS	7 AT TCU
ASSISTS	2 at TCU
BLOCKS	
STEALS	2 vs. OPSU
MINUTES	31 at TCU

THE IHIM PROFILE

CAREER HIGHS

Points	22 at Louisiana (3/26/15)
FG Made	9 vs. MACU (12/14/16)
3-Pointers Made	1 (3x) vs Denver (1/25/17)
Free Throws Made	10 vs Denver (2/19/17)
Rebounds	20 vs Denver (2/19/17)
Assists	5 vs SDSU (2/13/15)
Blocks	2(2x) Western Illinois (2/20/16)
Steals	5 vs Kansas (11/23/16)
Minutes	42 vs Kansas (11/23/16)

MISCELLANEOUS STATS

Leading Scorer	18
10+ Points	47
20+ Points	2
Leading Rebounder	14
10+ Rebounds	16
Assists Leader	5
Double-Doubles	12

IHIM'S CAREER STATS

Year	GP	GS	Min	Avg	FG	FGA	Pct	3FG	3FGA	Pct	FT	FTA	Pct	Off	Def	Tot	Avg	PF	FO	Ast	TO	Blk	Stl	Pts	Avg
2014-15	31	19	605	19.5	85	176	.483	0	3	.000	53	82	.646	64	68	132	4.3	48	0	27	47	4	26	223	7.2
2015-16	30	14	754	25.1	120	254	.472	2	4	.500	65	108	.602	83	123	206	6.9	67	0	26	71	5	38	307	10.2
2016-17	30	29	854	28.5	163	322	.506	1	5	.200	67	119	.563	94	139	233	7.8	75	2	21	91	3	34	394	13.1
TOTAL	94	65	2295	24.4	384	779	.493	3	12	.250	194	320	.606	247	350	597	6.4	193	2	77	218	12	102	965	10.3



#20 Regan Schumacher

CENTER • Freshman • 6-1
Olathe, Kan. • Olathe East HS

2017-18 STATISTICS

GP	GS	PPG	RPG	APG	SPG	BPG
3	0	3.7	3.3	0.7	0.0	0.3

MPG	FG%	3FG%	FT%
18.0	30.8	0.0	42.9

PERSONAL

Daughter of Scott Schumacher and Keri Gruber ... Her favorite athlete(s) are Carl Hall, Ron Baker and Fred Van Vleet ... She plans to major in communications ... Was also recruited by Pittsburg State, Colorado School of Mines, Air Force, Truman State and Denver.

NOTES

High School

Regan Schumacher played high school basketball at Olathe East High School under Head Coach Clint Evans. She averaged eight points and six rebounds per game. She was second in field-goal percentage with 47 percent and was also second in steals and blocks. She led her team in rebounding.

SCHUMACHER'S 2017-18 GAME-BY-GAME STATS

		MIN	FG	3FG	FT	O-D-R	PF	A	TO	B	S	PTS
N4	NWOSU (Ex.)	22	6-7	0-0	0-2	4-3-7	4	0	0	1	2	12
N11	at TCU	15	1-4	0-0	0-0	0-2-2	1	0	0	1	0	15
N13	at UT Arlington	21	1-5	0-0	2-4	3-3-6	1	1	0	0	0	4
N17	Panhandle State	18	2-4	0-0	1-3	0-2-2	1	1	1	0	0	5
N20	Arkansas											
N25	Houston Baptist											
N29	at Tulsa											
D1	Long Beach State^											
D2	Cal St. Fullerton^											
D6	at UMKC											
D10	at Missouri State											
D15	Alcorn State#											
D16	Chicago State#											
D21	at Utah											
D30	at Omaha*											
J4	at Fort Wayne*											
J6	at Western Illinois*											
J11	North Dakota St.*											
J13	South Dakota St.*											
J17	South Dakota*											
J20	Denver*											
J23	Central Christian											
F1	Fort Wayne*											
F3	Western Illinois*											
F8	at North Dakota St.*											
F10	at South Dakota St.*											
F15	at Denver*											
F17	at South Dakota*											
F21	Omaha*											

SCHUMACHER'S SINGLE-GAME SUPERLATIVES

	SEASON
POINTS	5 vs. OPSU
FG MADE	2 vs. OPSU
3FG MADE	
FT MADE	2 at UTA
REBOUNDS	6 AT UTA
ASSISTS	1 (2x)
BLOCKS	
STEALS	
MINUTES	21 at UTA

THE SCHUMACHER PROFILE

CAREER HIGHS

Points	-
FG Made	-
3-Pointers Made	-
Free Throws Made	-
Rebounds	-
Assists	-
Blocks	-
Steals	-
Minutes	-

MISCELLANEOUS STATS

Leading Scorer	--
10+ Points	--
20+ Points	--
Leading Rebounder	--
10+ Rebounds	--
Assists Leader	--
Double-Doubles	--

SCHUMACHER'S CAREER STATS

	GP	GS	FG	FGA	Pct	3FG	FGA	Pct	FT	FTA	Pct	Off	Def	Tot	Avg	PF	FO	A	TO	Blk	Stl	Pts	Avg
2017-18																							
CAREER																							



#21 Rylie Torrey

GUARD • Junior • 5-11
Locust Grove, Okla. • Locust Grove HS

2017-18 STATISTICS

GP	GS	PPG	RPG	APG	SPG	BPG
-	-	-	-	-	-	-

MPG	FG%	3FG%	FT%
-	-	-	-

PERSONAL

Daughter of Dusty and Raye Torrey ... Plans to major in Health and Exercise Science.

*Will not participate in 2017-18 season due to NCAA Transfer Regulations.

NOTES

High School

Rylie Torrey was a dual sport athlete in high school by participating in basketball, track and cheerleading. She was named OCA All-State and OGBCA All-State ... As a sophomore and junior she was selected to the All-State Second Team by the Daily Oklahoman ... Torrey was an All-American Cheerleader, class Valedictorian and Wendy's Heisman State Winner.

TORREY'S 2017-18 GAME-BY-GAME STATS

	MIN	FG	3FG	FT	O-DR	PF	A	TO	B	S	PTS
N4	NWOSU (Ex.)	DNP	-	-	-	-	-	-	-	-	-
N11	at TCU	DNP	-	-	-	-	-	-	-	-	-
N13	at UT Arlington	DNP	-	-	-	-	-	-	-	-	-
N17	Panhandle State	DNP	-	-	-	-	-	-	-	-	-
N20	Arkansas										
N25	Houston Baptist										
N29	at Tulsa										
D1	Long Beach State^										
D2	Cal St. Fullerton^										
D6	at UMKC										
D10	at Missouri State										
D15	Alcorn State#										
D16	Chicago State#										
D21	at Utah										
D30	at Omaha*										
J4	at Fort Wayne*										
J6	at Western Illinois*										
J11	North Dakota St.*										
J13	South Dakota St.*										
J17	South Dakota*										
J20	Denver*										
J23	Central Christian										
F1	Fort Wayne*										
F3	Western Illinois*										
F8	at North Dakota St.*										
F10	at South Dakota St.*										
F15	at Denver*										
F17	at South Dakota*										
F21	Omaha*										

TORREY'S SINGLE-GAME SUPERLATIVES

SEASON	THE TORREY PROFILE	
POINTS		
FG MADE	CAREER HIGHS	
3FG MADE	Points	-
FT MADE	FG Made	-
REBOUNDS	3-Pointers Made	-
ASSISTS	Free Throws Made	-
BLOCKS	Rebounds	-
STEALS	Assists	-
MINUTES	Blocks	-
	Steals	-
	Minutes	-
	MISCELLANEOUS STATS	
	Leading Scorer	--
	10+ Points	--
	20+ Points	--
	Leading Rebounder	--
	10+ Rebounds	--
	Assists Leader	--
	Double-Doubles	--

TORREY'S CAREER STATS

	GP	GS	FG	FGA	Pct	3FG	FGA	Pct	FT	FTA	Pct	Off	Def	Tot	Avg	PF	FO	A	TO	Blk	Stl	Pts	Avg
2017-18																							
CAREER																							



#22 Jordan Gilbert

GUARD • Redshirt Junior • 5-10
Midwest City, Okla. • Carl Albert HS

2017-18 STATISTICS

GP	GS	PPG	RPG	APG	SPG	BPG
3	0	4.3	2.7	3.0	1.0	0.0

MPG	FG%	3FG%	FT%
13.3	45.5	0.0	75.0

PERSONAL

Daughter of Darrell Gilbert and Carmell Howell... Plans to pursue a career as a criminal profiler after graduating from ORU... Favorite professional team is the Miami Heat... Enjoys rooting for Heat star LeBron James... Chose ORU over Lamar, UMKC and several other suitors.

NOTES

REDSHIRT SOPHOMORE (2016-17)

Made 20 starts in her 24 games played as a redshirt sophomore ... Averaged 5.3 points and 21.8 minutes per game ... Shot 35 percent from the field ... Averaged 4.4 rebounds per game ... Created 32 assists and 24 steals.

SOHPOMORE (2015-16)

Played in three games before suffering a season-ending injury and earn a medical redshirt.

FRESHMAN (2014-15)

Made her collegiate debut in a start at Baylor to open the season scoring eight points ... Played in all 34 games for ORU with four starts before moving to a Sixth Man role ... Averaged 4.4 points per game and 2.0 rebounds ... Posted 0.8 steals per game and shot 37 percent from the field ... Scored a season high 24 points at Western Illinois (2/19/15) in a road victory also going 6-for-6 from the free throw line ... Had a season best six assists in a win over Tulsa (11/21/14) ... Scored 18 points in a win over Southwestern Christian (12/2/14) ... Pulled down a season high five rebounds twice at South Dakota State (1/29/15) and in a win over Denver (2/7/15).

GILBERT'S 2017-18 GAME-BY-GAME STATS

		MIN	FG	3FG	FT	O-DR	PF	A	TO	B	S	PTS
N4	NWOSU (Ex.)	DNP	-	-	-	-	-	-	-	-	-	-
N11	at TCU	14	2-6	0-0	2-2	0-1-1	0	2	0	0	0	6
N13	at UT Arlington	10	0-1	0-0	1-2	1-0-1	1	0	2	0	2	1
N17	Panhandle State	16	3-4	0-0	0-0	2-4-6	3	7	2	0	1	6
N20	Arkansas											
N25	Houston Baptist											
N29	at Tulsa											
D1	Long Beach State^											
D2	Cal St. Fullerton^											
D6	at UMKC											
D10	at Missouri State											
D15	Alcorn State#											
D16	Chicago State#											
D21	at Utah											
D30	at Omaha*											
J4	at Fort Wayne*											
J6	at Western Illinois*											
J11	North Dakota St.*											
J13	South Dakota St.*											
J17	South Dakota*											
J20	Denver*											
J23	Central Christian											
F1	Fort Wayne*											
F3	Western Illinois*											
F8	at North Dakota St.*											
F10	at South Dakota St.*											
F15	at Denver*											
F17	at South Dakota*											
F21	Omaha*											

GILBERT'S SINGLE-GAME SUPERLATIVES

	SEASON		
POINTS	6 (2x)		
FG MADE	3 VS. OPSU		
3FG MADE			
FT MADE	2 at TCU		
REBOUNDS	6 VS. OPSU		
ASSISTS	7 vs. OPSU		
BLOCKS			
STEALS	2 at UTA		
MINUTES	16 vs. OPSU		

THE GILBERT PROFILE

CAREER HIGHS

Points	24 at Western Illinois (2/19/15)
FG Made	9 at Western Illinois (2/19/15)
3-Pointers Made	1 vs SW Christian (12/2/14)
Free Throws Made	7 (3x) vs SDSU (1/14/17)
Rebounds	6 (2x)
Assists	7 vs OPSU (11/17/17)
Blocks	1 (5x) vs Oklahoma (12/4/16)
Steals	4 vs. Arizona St. (12/17/16)
Minutes	33 at Little Rock (12/1/16)

MISCELLANEOUS STATS

Leading Scorer	2
10+ Points	7
20+ Points	1
Leading Rebounder	3
10+ Rebounds	1
Assists Leader	11
Double-Doubles	--

GILBERT'S CAREER STATS

Year	GP	GS	Min	Avg	FG	FGA	Pct	3FG	3FGA	Pct	FT	FTA	Pct	Off	Def	Tot	Avg	PF	FO	Ast	TO	Blk	Stl	Pts	Avg
2014-15	34	4	569	16.7	48	127	.378	1	13	.077	54	84	.643	13	56	69	2.0	61	0	51	66	4	26	151	4.4
2015-16	3	0	8	2.7	0	2	.000	0	0	.000	0	0	.000	0	3	3	1.0	0	0	2	1	0	0	0	0.0
2016-17	23	20	507	22.0	48	136	.353	4	23	.174	27	46	.587	30	73	103	4.5	56	1	32	35	2	24	127	5.5
TOTAL	60	24	1084	18.1	96	265	.362	5	36	.139	81	130	.623	43	132	175	2.9	117	1	85	102	6	50	278	4.6



#24 Montserrat Brotons

CENTER • Sophomore • 6-4
Cocentaina, Spain • Instituto Joaquim Blume

2017-18 STATISTICS

GP	GS	PPG	RPG	APG	SPG	BPG
3	2	3.0	5.7	0.3	1.0	0.7

MPG	FG%	3FG%	FT%
20.0	26.7	0.0	50.0

PERSONAL

Daughter of Montserrat Pascual Perez and Enrique Brotons Ribelles ... She plans to major in French and government at ORU ... In her free time she enjoys playing the French horn and reading ... The person she admires most is her mother ... Her favorite professional team is Valencia Basketball Club ... She was also recruited by Idaho State.

NOTES

FRESHMAN (2016-17)

Played in 27 games for the Golden Eagles as a freshman ... Started one game during the season against South Dakota State in the Summit League Tournament ... Shot 100 percent from the field in five straight games ... Averaged 4.6 points per game ... Shot 54.7 percent for the season and had a 69 percent free-throw average ... Grabbed 72 rebounds.

HIGH SCHOOL

Played at the same high school as teammate Maria Martianeze, at Instituto Joaquim Blume. She was coached by Ivan Torinos.

BROTONS' 2017-18 GAME-BY-GAME STATS

		MIN	FG	3FG	FT	O-DR	PF	A	TO	B	S	PTS
N4	NWOSU (Ex.)	18	3-3	0-0	6-8	0-4-4	3	1	0	0	0	12
N11	at TCU	25	1-3	0-0	0-0	0-5-5	0	1	0	0	1	2
N13	at UT Arlington	18	1-5	0-0	0-0	1-4-5	3	0	0	1	1	2
N17	Panhandle State	17	2-7	0-0	1-2	3-4-7	3	0	2	1	1	5
N20	Arkansas											
N25	Houston Baptist											
N29	at Tulsa											
D1	Long Beach State^											
D2	Cal St. Fullerton^											
D6	at UMKC											
D10	at Missouri State											
D15	Alcorn State#											
D16	Chicago State#											
D21	at Utah											
D30	at Omaha*											
J4	at Fort Wayne*											
J6	at Western Illinois*											
J11	North Dakota St.*											
J13	South Dakota St.*											
J17	South Dakota*											
J20	Denver*											
J23	Central Christian											
F1	Fort Wayne*											
F3	Western Illinois*											
F8	at North Dakota St.*											
F10	at South Dakota St.*											
F15	at Denver*											
F17	at South Dakota*											
F21	Omaha*											

BROTONS' SINGLE-GAME SUPERLATIVES

	SEASON
POINTS	5 vs. OPSU
FG MADE	2 VS. OPSU
3FG MADE	
FT MADE	1 vs. OPSU
REBOUNDS	7 VS. OPSU
ASSISTS	1 at TCU
BLOCKS	1 (2x)
STEALS	1 (3x)
MINUTES	25 at TCU

THE BROTONS PROFILE

CAREER HIGHS

Points	15 vs. Houston Baptist (11/26/16)
FG Made	6 vs. Houston Baptist (11/26/16)
3-Pointers Made	
Free Throws Made	3 vs. Missouri St. (12/7/16)
Rebounds	7 vs. OPSU (11/17/17)
Assists	1 (2x)
Blocks	1 (2x)
Steals	1 (3x)
Minutes	22 vs. USAO (11/29/16)

MISCELLANEOUS STATS

Leading Scorer	1
10+ Points	1
20+ Points	--
Leading Rebounder	1
10+ Rebounds	--
Assists Leader	1
Double-Doubles	--

BROTONS' CAREER STATS

	GP	GS	FG	FGA	Pct	3FG	FGA	Pct	FT	FTA	Pct	Off	Def	Tot	Avg	PF	FO	A	TO	Blk	Stl	Pts	Avg
2016-17	26	1	50	91	.549	0	0	.000	18	27	.667	24	43	67	2.6	68	2	8	22	6	5	118	4.5
CAREER	26	1	50	91	.549	0	0	.000	18	27	.667	24	43	67	2.6	68	2	8	22	6	5	118	4.5



#32 Sarah Garvie

GUARD • Sophomore • 5-8
Burlington, Okla. • Burlington HS

2017-18 STATISTICS

GP	GS	PPG	RPG	APG	SPG	BPG
3	1	11.0	1.0	2.0	2.3	0.0

MPG	FG%	3FG%	FT%
25.0	41.4	42.9	0.0

PERSONAL

Daughter of Brent and Vanessa Garvie ... Favorite pro team is the Oklahoma City Thunder and favorite pro athlete is Russell Westbrook ... plans to major in nursing at ORU ... Was recruited by the University of Central Oklahoma, Northwestern Oklahoma State University and Northeastern State University.

NOTES

High School

Sarah Garvie was a three year state qualifier in basketball and cross country as well as a four year state qualifier in Track. She is the No. 8 all-time leading scorer in the State of Oklahoma with 2,629 points. She had 615 career rebounds, 482 steals and was a 92 percent free-throw shooter. In junior college, Garvie made 470 career points and was ranked 12th nationally with 95 three-point shots made.

GARVIE'S 2017-18 GAME-BY-GAME STATS

		MIN	FG	3FG	FT	O-D-R	PF	A	TO	B	S	PTS
N4	NWOSU (Ex.)	17	3-9	3-7	0-0	1-4-5	2	0	2	0	0	9
N11	at TCU	22	7-12	6-11	0-0	1-0-1	3	1	3	0	1	20
N13	at UT Arlington	26	2-5	1-3	0-0	1-1-2	2	4	2	0	1	5
N17	Panhandle State	27	3-12	2-7	0-0	0-0-0	1	1	1	0	5	8
N20	Arkansas											
N25	Houston Baptist											
N29	at Tulsa											
D1	Long Beach State^											
D2	Cal St. Fullerton^											
D6	at UMKC											
D10	at Missouri State											
D15	Alcorn State#											
D16	Chicago State#											
D21	at Utah											
D30	at Omaha*											
J4	at Fort Wayne*											
J6	at Western Illinois*											
J11	North Dakota St.*											
J13	South Dakota St.*											
J17	South Dakota*											
J20	Denver*											
J23	Central Christian											
F1	Fort Wayne*											
F3	Western Illinois*											
F8	at North Dakota St.*											
F10	at South Dakota St.*											
F15	at Denver*											
F17	at South Dakota*											
F21	Omaha*											

GARVIE'S SINGLE-GAME SUPERLATIVES

	SEASON
POINTS	20 at TCU
FG MADE	7 at TCU
3FG MADE	6 at TCU
FT MADE	
REBOUNDS	2 AT UTA
ASSISTS	4 at UTA
BLOCKS	
STEALS	5 vs. OPSU
MINUTES	27 vs. OPSU

THE GARVIE PROFILE

CAREER HIGHS

Points	-
FG Made	-
3-Pointers Made	-
Free Throws Made	-
Rebounds	-
Assists	-
Blocks	-
Steals	-
Minutes	-

MISCELLANEOUS STATS

Leading Scorer	1
10+ Points	1
20+ Points	1
Leading Rebounder	--
10+ Rebounds	--
Assists Leader	1
Double-Doubles	--

GARVIE'S CAREER STATS

	GP	GS	FG	FGA	Pct	3FG	FGA	Pct	FT	FTA	Pct	Off	Def	Tot	Avg	PF	FO	A	TO	Blk	Stl	Pts	Avg
2017-18																							
CAREER																							



#33 Keni Jo Lippe

GUARD • Freshman • 5-9
Adair, Okla. • Adair HS

2017-18 STATISTICS

GP	GS	PPG	RPG	APG	SPG	BPG
3	3	10.0	2.0	0.7	1.0	0.3

MPG	FG%	3FG%	FT%
21.3	42.9	11.1	83.3

PERSONAL

Daughter of Mark and Cristi Lippe ... Favorite pro team is the Los Angeles Lakers and favorite pro athlete is Kobe Bryant ... plans to major in pre-dentistry at ORU ... Was recruited by Tulsa, Arkansas, Denver, Abilene Christian, Northeastern State and Pittsburg State.

NOTES

High School

Keni Jo Lippe scored 1,676 career points and 588 career rebounds at Adair High School. She was nominated to the State Tournament first team her freshman through junior years. She was a Vype top-100 nominee as well as an elite eight nominee. She was a two-sport athlete and competed in cross country and track along with basketball. She was back-to-back state semi-finalist 2014-15 and 2015-16.

LIPPE'S 2017-18 GAME-BY-GAME STATS

		MIN	FG	3FG	FT	O-D-R	PF	A	TO	B	S	PTS
N4	NWOSU (Ex.)	32	8-18	1-7	3-5	3-5-8	2	3	3	0	0	20
N11	at TCU	12	1-4	0-1	0-0	0-1-1	2	0	1	0	1	2
N13	at UT Arlington	27	5-10	1-2	3-4	2-1-3	1	1	1	0	0	14
N17	Panhandle State	25	6-14	2-7	0-0	2-0-2	2	1	0	1	2	14
N20	Arkansas											
N25	Houston Baptist											
N29	at Tulsa											
D1	Long Beach State^											
D2	Cal St. Fullerton^											
D6	at UMKC											
D10	at Missouri State											
D15	Alcorn State#											
D16	Chicago State#											
D21	at Utah											
D30	at Omaha*											
J4	at Fort Wayne*											
J6	at Western Illinois*											
J11	North Dakota St.*											
J13	South Dakota St.*											
J17	South Dakota*											
J20	Denver*											
J23	Central Christian											
F1	Fort Wayne*											
F3	Western Illinois*											
F8	at North Dakota St.*											
F10	at South Dakota St.*											
F15	at Denver*											
F17	at South Dakota*											
F21	Omaha*											

LIPPE'S SINGLE-GAME SUPERLATIVES

	SEASON
POINTS	14 (2x)
FG MADE	6 vs. OPSU
3FG MADE	1 (2x)
FT MADE	3 at UTA
REBOUNDS	3 (2X)
ASSISTS	1 (2x)
BLOCKS	1 vs. OPSU
STEALS	2 vs. OPSU
MINUTES	27 at UTA

THE LIPPE PROFILE

CAREER HIGHS

Points	-
FG Made	-
3-Pointers Made	-
Free Throws Made	-
Rebounds	-
Assists	-
Blocks	-
Steals	-
Minutes	-

MISCELLANEOUS STATS

Leading Scorer	1
10+ Points	2
20+ Points	--
Leading Rebounder	--
10+ Rebounds	--
Assists Leader	--
Double-Doubles	--

LIPPE'S CAREER STATS

	GP	GS	FG	FGA	Pct	3FG	FGA	Pct	FT	FTA	Pct	Off	Def	Tot	Avg	PF	FO	A	TO	Blk	Stl	Pts	Avg
2017-18																							
CAREER																							



#44 Maria Martiane

FORWARD • Junior • 6-3
Barcelona, Spain • Instituto Joaquim Blume

2017-18 STATISTICS

GP	GS	PPG	RPG	APG	SPG	BPG
3	3	10.7	8.7	2.3	2.0	0.3

MPG	FG%	3FG%	FT%
30.0	33.3	0.0	76.9

PERSONAL

Daughter of Raul Javier Martiane Delgado and Sara Vendreu Aubach ... Plans to major in physical therapy at ORU ... Favorite professional athlete is Diana Taurasi ... Was also recruited by the University of Maine.

NOTES

SOPHOMORE (2016-17)

Earned her first Summit League Player of the Week honors on December 5 for her efforts in the team's win at No. 12 Oklahoma ... Played and started in all 31 games for the Golden Eagles ... Scored 386 points for the season and grabbed 226 rebounds ... Averaged 42.4 percent from the field and had an 82.9 percent free-throw average ... Recorded five double-doubles for the season. Went 10-10 from the free-throw line twice during the season ... Scored a season high of 20 points at Fort Wayne and at home against IUPUI.

FRESHMAN (2015-16)

Martiane was named to The Summit League All-Freshman Team after starting in all 30 games for the Golden Eagles ... She was the third leading rebounder at 6.0 rebounds per game and fourth leading scorer averaging 7.5 points per game ... She was also third on the team shooting 76 percent from the free throw line ... Scored a season-high 20 points in win over Western Illinois ... Posted nine games scoring in double figures ... Shot 37 percent from the field and averaged 1.9 assists per game and 1.1 blocks per game ... Pulled down a season-high 12 rebounds in a loss to South Dakota State.

MARTIANEZ'S 2017-18 GAME-BY-GAME STATS

		MIN	FG	3FG	FT	O-D-R	PF	A	TO	B	S	PTS
N4	NWOSU (Ex.)	25	4-6	0-0	1-1	0-4-4	2	3	0	1	1	9
N11	at TCU	31	4-13	0-3	1-4	1-8-9	3	2	3	0	2	9
N13	at UT Arlington	32	1-12	0-3	4-4	3-5-8	2	1	6	1	1	6
N17	Panhandle State	27	6-8	0-0	5-5	5-4-9	0	4	1	0	3	17
N20	Arkansas											
N25	Houston Baptist											
N29	at Tulsa											
D1	Long Beach State^											
D2	Cal St. Fullerton^											
D6	at UMKC											
D10	at Missouri State											
D15	Alcorn State#											
D16	Chicago State#											
D21	at Utah											
D30	at Omaha*											
J4	at Fort Wayne*											
J6	at Western Illinois*											
J11	North Dakota St.*											
J13	South Dakota St.*											
J17	South Dakota*											
J20	Denver*											
J23	Central Christian											
F1	Fort Wayne*											
F3	Western Illinois*											
F8	at North Dakota St.*											
F10	at South Dakota St.*											
F15	at Denver*											
F17	at South Dakota*											
F21	Omaha*											

MARTIANEZ'S SINGLE-GAME SUPERLATIVES

	SEASON
POINTS	17 vs. OPSU
FG MADE	6 vs. OPSU
3FG MADE	
FT MADE	5 vs. OPSU
REBOUNDS	9 (2x)
ASSISTS	4 vs. OPSU
BLOCKS	1 at UTA
STEALS	3 vs. OPSU
MINUTES	32 at UTA

THE MARTIANEZ PROFILE

CAREER HIGHS

Points:	20 (3x) vs. IUPUI (2/4/17)
Field Goals Made:	8 vs. Oklahoma (12/4/16)
3-Pointers Made:	2 vs. Okla. State (11/27/15)
Free Throws Made:	10 (2x) vs. IUPUI (2/4/17)
Rebounds:	15 (2x) at Denver (2/19/17)
Assists:	7 vs. Western Illinois (1/7/17)
Blocked Shots:	4 vs. MACU (12/14/16)
Steals:	5 vs. MACU (12/14/16)
Minutes:	44 at Kansas (11/23/16)

MISCELLANEOUS STATS

Leading Scorer	6
10+ Points	29
20+ Points	3
Leading Rebounder	18
10+ Rebounds	6
Assists Leader	4
Double-Doubles	4

MARTIANEZ'S CAREER STATS

	GP	GS	Min	Avg	FG-FGA	Pct	3FG-FGA	Pct	FT-FTA	Pct	OR	DR	Reb	Avg	PF	FO	A	TO	B	S	Pts	Avg
2015-16	30	30	952	31.7	90-238	.378	9-48	.188	36-47	.766	44	135	179	6.0	67	1	56	53	33	31	225	7.5
2016-17	30	30	940	31.3	140-335	.418	2-17	.118	88-107	.822	54	162	216	7.2	53	1	55	63	34	47	370	12.3
CAREER	60	60	1892	31.5	230-573	.401	11-65	.169	124-154	.805	98	297	395	6.6	120	2	111	116	67	78	595	9.9

2017-18 ORAL ROBERTS WOMEN'S BASKETBALL SEASON/CAREER SPLIT

2017-18 ORU Women's Basketball
Oral Roberts Season/Career Statistics
All Games

Summary	Season Statistics										Career Statistics									
	gp-gs	min/g	fg%	3fg%	ft%	r/g	a/g	stl	blk	pts/g	gp-gs	min/g	fg%	3fg%	ft%	r/g	a/g	stl	blk	pts/g
Jordan Doyle	1-0	12.0	.000	.000	.000	1.0	1.0	2	0	0.0	65-63	31.4	.344	.335	.590	2.6	1.8	57	5	7.3
Katie Kirkhart	0-0	0.0	.000	.000	.000	0.0	0.0	0	0	0.0	0-0	0.0	.000	.000	.000	0.0	0.0	0	0	0.0
Hillary Hurst	0-0	0.0	.000	.000	.000	0.0	0.0	0	0	0.0	26-1	16.8	.333	.194	.800	2.2	0.5	7	4	3.2
Maya Mayberry	3-0	24.0	.478	.286	.667	1.3	1.3	1	1	9.3	3-0	24.0	.478	.286	.667	1.3	1.3	1	1	9.3
Rachel Skalnik	3-3	22.7	.308	.333	1.000	2.3	2.3	3	0	4.0	33-12	19.0	.317	.302	.875	1.5	1.4	17	1	2.4
Faith Ihim	3-3	21.7	.500	.000	.714	5.3	1.0	2	0	8.0	97-68	24.3	.493	.231	.611	6.3	0.8	104	12	10.2
Regan Schumacher	3-0	18.0	.308	.000	.429	3.3	0.7	0	1	3.7	3-0	18.0	.308	.000	.429	3.3	0.7	0	1	3.7
Rylie Torrey	0-0	0.0	.000	.000	.000	0.0	0.0	0	0	0.0	0-0	0.0	.000	.000	.000	0.0	0.0	0	0	0.0
Jordan Gilbert	3-0	13.3	.455	.000	.750	2.7	3.0	3	0	4.3	63-24	17.8	.366	.139	.627	2.9	1.5	53	6	4.6
Montserrat Brotons	3-2	20.0	.267	.000	.500	5.7	0.3	3	2	3.0	29-3	15.7	.509	.000	.655	2.9	0.3	8	8	4.4
Sarah Garvie	3-1	25.0	.414	.429	.000	1.0	2.0	7	0	11.0	3-1	25.0	.414	.429	.000	1.0	2.0	7	0	11.0
Keni Jo Lippe	3-3	21.3	.429	.111	.833	2.0	0.7	3	1	10.0	2-2	18.5	.389	.000	1.000	1.5	0.5	3	1	8.0
Maria Martianez	3-3	30.0	.333	.000	.769	8.7	2.3	6	1	10.7	63-63	31.5	.398	.155	.802	6.7	1.9	84	68	10.0

Scoring	Season Statistics									Career Statistics								
	fg-fga	fg%	3fg-fga	3fg%	ft-fa	ft%	pts	pts/g		fg-fga	fg%	3fg-fga	3fg%	ft-fa	ft%	pts	pts/g	
Jordan Doyle	0-5	.000	0-3	.000	0-0	.000	0	0.0		162-471	.344	58-173	.335	92-156	.590	474	7.3	
Katie Kirkhart	0-0	.000	0-0	.000	0-0	.000	0	0.0		0-0	.000	0-0	.000	0-0	.000	0	0.0	
Hillary Hurst	0-0	.000	0-0	.000	0-0	.000	0	0.0		28-84	.333	6-31	.194	20-25	.800	82	3.2	
Maya Mayberry	11-23	.478	2-7	.286	4-6	.667	28	9.3		11-23	.478	2-7	.286	4-6	.667	28	9.3	
Rachel Skalnik	4-13	.308	3-9	.333	1-11	.000	12	4.0		26-82	.317	13-43	.302	14-16	.875	79	2.4	
Faith Ihim	7-14	.500	0-1	.000	10-14	.714	24	8.0		391-793	.493	3-13	.231	204-334	.611	989	10.2	
Regan Schumacher	4-13	.308	0-0	.000	3-7	.429	11	3.7		4-13	.308	0-0	.000	3-7	.429	11	3.7	
Rylie Torrey	0-0	.000	0-0	.000	0-0	.000	0	0.0		0-0	.000	0-0	.000	0-0	.000	0	0.0	
Jordan Gilbert	5-11	.455	0-0	.000	3-4	.750	13	4.3		101-276	.366	5-36	.139	84-134	.627	291	4.6	
Montserrat Brotons	4-15	.267	0-0	.000	1-2	.500	9	3.0		54-106	.509	0-0	.000	19-29	.655	127	4.4	
Sarah Garvie	12-29	.414	9-21	.429	0-0	.000	33	11.0		12-29	.414	9-21	.429	0-0	.000	33	11.0	
Keni Jo Lippe	12-28	.429	1-9	.111	5-6	.833	30	10.0		7-18	.389	0-7	.000	2-2	1.000	16	8.0	
Maria Martianez	11-33	.333	0-6	.000	10-13	.769	32	10.7		241-606	.398	11-71	.155	134-167	.802	627	10.0	

Totals	Season Statistics										Career Statistics									
	o-reb	d-reb	total	pf	fo	a	to	a/to	hi	pts	o-reb	d-reb	total	pf	fo	a	to	a/to	hi	pts
Jordan Doyle	1	0	1	2	0	1	0	0.00	0		37	131	168	161	8	115	185	0.62	19	
Katie Kirkhart	0	0	0	0	0	0	0	0.00	0		0	0	0	0	0	0	0	0.00	0	
Hillary Hurst	0	0	0	0	0	0	0	0.00	0		23	33	56	36	0	13	17	0.76	13	
Maya Mayberry	0	4	4	6	0	4	3	1.33	15		0	4	4	6	0	4	3	1.33	15	
Rachel Skalnik	1	6	7	5	0	7	5	1.40	6		15	35	50	48	0	46	37	1.24	8	
Faith Ihim	6	10	16	10	0	3	11	0.27	12		253	360	613	203	2	80	229	0.35	22	
Regan Schumacher	3	7	10	3	0	2	1	2.00	5		3	7	10	3	0	2	1	2.00	5	
Rylie Torrey	0	0	0	0	0	0	0	0.00	0		0	0	0	0	0	0	0	0.00	0	
Jordan Gilbert	3	5	8	4	0	9	4	2.25	6		46	137	183	121	1	94	106	0.89	24	
Montserrat Brotons	4	13	17	6	0	1	2	0.50	5		28	56	84	74	2	9	24	0.38	15	
Sarah Garvie	2	1	3	6	0	6	6	1.00	20		2	1	3	6	0	6	6	1.00	20	
Keni Jo Lippe	4	2	6	5	0	2	2	1.00	14		2	1	3	4	0	1	1	1.00	14	
Maria Martianez	9	17	26	5	0	7	10	0.70	17		107	314	421	125	2	118	126	0.94	20	



2016-17 ORAL ROBERTS WOMEN'S BASKETBALL SUMMIT LEAGUE STATISTICS/RESULTS

**2017-18 ORU Women's Basketball
Oral Roberts Combined Team Statistics
Conference**

RECORD:	OVERALL	HOME	AWAY	NEUTRAL
All Games	7-9	3-5	4-4	0-0
Conference	7-9	3-5	4-4	0-0
Non-conference	0-0	0-0	0-0	0-0

## Player	gp-gs	min	avg	Total		3-Point		F-Throw		Rebounds				pf	dq	a	to	blk	stl	pts	avg
				fg-fga	fg%	3fg-fga	3fg%	ft-fa	ft%	off	def	tot	avg								
01 Kaylan Mayberry	16-16	520	32.5	72-208	.346	18-70	.257	27-36	.750	9	24	33	2.1	38	1	40	48	2	34	189	11.8
05 Hillary Hurst	15-1	306	20.4	20-50	.400	3-12	.250	11-15	.733	18	16	34	2.3	23	0	8	9	3	5	54	3.6
10 Alexa Scott	13-1	118	9.1	6-23	.261	0-0	.000	7-11	.636	10	13	23	1.8	16	0	4	7	1	1	19	1.5
11 Lakota Beatty	10-2	254	25.4	32-87	.368	23-51	.451	3-4	.750	6	15	21	2.1	4	0	11	13	1	10	90	9.0
13 Rachel Skalnik	16-8	393	24.6	15-51	.294	6-24	.250	12-13	.923	10	21	31	1.9	26	0	23	26	1	10	48	3.0
15 Faith Ihim	16-16	469	29.3	78-165	.473	1-1	1.000	40-63	.635	48	77	125	7.8	37	2	15	51	2	15	197	12.3
22 Jordan Gilbert	9-8	189	21.0	19-51	.373	0-4	.000	16-24	.667	9	30	39	4.3	20	0	11	18	1	7	54	6.0
23 Ashley Beatty	14-12	305	21.8	13-47	.277	3-15	.200	15-18	.833	16	36	52	3.7	29	1	13	14	1	16	44	3.1
24 Montserrat Brotons	12-0	174	14.5	21-41	.512	0-0	.000	2-3	.667	10	17	27	2.3	31	0	3	12	3	3	44	3.7
44 Maria Martianez	16-16	497	31.1	75-190	.395	0-0	.000	58-67	.866	32	83	115	7.2	28	1	31	38	16	20	208	13.0
TM TEAM										26	39	65					4				
Oral Roberts	16	3225		351-913	.384	54-177	.305	191-254	.752	194	371	565	35.3	252	5	159	240	31	121	947	59.2
Opponents	16	3225		377-883	.427	92-254	.362	174-215	.809	145	400	545	34.1	264	7	178	242	61	115	1020	63.8

Team Statistics	ORU	OPP	Date	Opponent	Score	Att.
SCORING	947	1020	* 12/28/16	at Omaha	W 67-65	704
Points per game	59.2	63.8	* 12/31/16	FORT WAYNE	W 82-56	330
Scoring margin	-4.5	-	* 01/07/17	at Western Illinois	Lot 72-76	589
FIELD GOALS-ATT	351-913	377-883	* 01/11/17	SOUTH DAKOTA	L 47-69	411
Field goal pct	.384	.427	* 01/14/17	SOUTH DAKOTA STATE	L 57-78	458
3 POINT FG-ATT	54-177	92-254	* 01/19/17	at IUPUI	L 41-53	273
3-point FG pct	.305	.362	* 01/21/17	at Fort Wayne	W 75-59	657
3-pt FG made per game	3.4	5.8	* 01/25/17	DENVER	L 45-47	418
FREE THROW-ATT	191-254	174-215	* 01/28/17	at North Dakota State	W 70-50	838
Free throw pct	.752	.809	* 02/01/17	WESTERN ILLINOIS	L 62-76	411
F-Throws made per game	11.9	10.9	* 02/04/17	IUPUI	W 54-45	412
REBOUNDS	565	545	* 02/10/17	at South Dakota State	L 35-82	1642
Rebounds per game	35.3	34.1	* 02/11/17	OMAHA	L 49-64	378
Rebounding margin	+1.3	-	* 02/15/17	at South Dakota	L 50-79	1927
ASSISTS	159	178	* 02/19/17	at Denver	W 70-57	435
Assists per game	9.9	11.1	* 02/25/17	NORTH DAKOTA STATE	W 71-64	490
TURNOVERS	240	242	* Conference game			
Turnovers per game	15.0	15.1				
Turnover margin	+0.1	-				
Assist/turnover ratio	0.7	0.7				
STEALS	121	115				
Steals per game	7.6	7.2				
BLOCKS	31	61				
Blocks per game	1.9	3.8				
Attendance	3308	7065				
Home game-Avg/Game	8-414	8-883				
Neutral site-Avg/game		0-0				

Score by periods	1st	2nd	3rd	4th	OT	Total
Opponents	248	267	244	250	11	1020
Oral Roberts	243	203	244	250	7	947



2017-18 ORAL ROBERTS WOMEN'S BASKETBALL STATISTICS/RESULTS

2017-18 ORU Women's Basketball
Oral Roberts Combined Team Statistics
All Games

RECORD:	OVERALL	HOME	AWAY	NEUTRAL
All Games	1-2	1-0	0-2	0-0
Conference	0-0	0-0	0-0	0-0
Non-conference	1-2	1-0	0-2	0-0

## Player	gp-gs	min	avg	Total		3-Point		F-Throw		Rebounds				pf	dq	a	to	blk	stl	pts	avg
				fg-fga	fg%	3fg-fga	3fg%	ft-fa	ft%	off	def	tot	avg								
02 Jordan Doyle	1-0	12	12.0	0-5	.000	0-3	.000	0-0	.000	1	0	1	1.0	2	0	1	0	0	2	0	0.0
10 Maya Mayberry	3-0	72	24.0	11-23	.478	2-7	.286	4-6	.667	0	4	4	1.3	6	0	4	3	1	1	28	9.3
13 Rachel Skalnik	3-3	68	22.7	4-13	.308	3-9	.333	1-1	1.000	1	6	7	2.3	5	0	7	5	0	3	12	4.0
15 Faith Ihim	3-3	65	21.7	7-14	.500	0-1	.000	10-14	.714	6	10	16	5.3	10	0	3	11	0	2	24	8.0
20 Regan Schumacher	3-0	54	18.0	4-13	.308	0-0	.000	3-7	.429	3	7	10	3.3	3	0	2	1	1	0	11	3.7
22 Jordan Gilbert	3-0	40	13.3	5-11	.455	0-0	.000	3-4	.750	3	5	8	2.7	4	0	9	4	0	3	13	4.3
24 Montserrat Brotons	3-2	60	20.0	4-15	.267	0-0	.000	1-2	.500	4	13	17	5.7	6	0	1	2	2	3	9	3.0
32 Sarah Garvie	3-1	75	25.0	12-29	.414	9-21	.429	0-0	.000	2	1	3	1.0	6	0	6	6	0	7	33	11.0
33 Keni Jo Lippe	3-3	64	21.3	12-28	.429	1-9	.111	5-6	.833	4	2	6	2.0	5	0	2	2	1	3	30	10.0
44 Maria Martinez	3-3	90	30.0	11-33	.333	0-6	.000	10-13	.769	9	17	26	8.7	5	0	7	10	1	6	32	10.7
TM TEAM										8	5	13									
Oral Roberts	3	600		70-184	.380	15-56	.268	37-53	.698	41	70	111	37.0	52	0	42	44	6	30	192	64.0
Opponents	3	600		67-155	.432	14-47	.298	29-44	.659	24	80	104	34.7	62	1	41	62	24	20	177	59.0

Team Statistics	ORU	OPP
SCORING	192	177
Points per game	64.0	59.0
Scoring margin	+5.0	-
FIELD GOALS-ATT	70-184	67-155
Field goal pct	.380	.432
3 POINT FG-ATT	15-56	14-47
3-point FG pct	.268	.298
3-pt FG made per game	5.0	4.7
FREE THROW-ATT	37-53	29-44
Free throw pct	.698	.659
F-Throws made per game	12.3	9.7
REBOUNDS	111	104
Rebounds per game	37.0	34.7
Rebounding margin	+2.3	-
ASSISTS	42	41
Assists per game	14.0	13.7
TURNOVERS	44	62
Turnovers per game	14.7	20.7
Turnover margin	+6.0	-
Assist/turnover ratio	1.0	0.7
STEALS	30	20
Steals per game	10.0	6.7
BLOCKS	6	24
Blocks per game	2.0	8.0
Attendance	1005	2400
Home game-Avg/Game	1-1005	2-1200
Neutral site-Avg/game		0-0

Date	Opponent		Score	Att.
11/11/17	at TCU	L	58-72	1603
11/13/17	at UT Arlington	L	46-70	797
11/17/17	OKLAHOMA PANHANDLE STATE UNIVERSIT	w	88-35	1005
* Conference game				

Score by periods	1st	2nd	3rd	4th	Total
Opponents	77	25	50	25	177
Oral Roberts	61	34	56	41	192