



ARKANSAS RAZORBACKS

One Final Four Appearance » 22 Postseason Appearances » 27th Season In The SEC » More Than 400 Home Wins » More Than 700 Program Victories

/// THE SERIES ///

Series Record	Arkansas leads 7-0
Fayetteville	7-0
Huntsville	0-0
Neutral	0-0
Last Meeting	W, 71-39, 2016
Neighbors versus this opponent	First Meeting

/// MEDIA ///



SEC Network Plus

Talent: Bret Dolan and Manuele Watkins



Razorback Sports Network Phil Elson & Erin Portmann

Listen: Little Rock - KABZ-FM-103.7

Fayetteville - KQSM-FM-92.1

Fayetteville - KYNG-AM - 1590*

Fort Smith - KFPW-AM-1230

Fort Smith - KHGG-AM-1580*

Rogers - KURM-AM-790/FM-100.3

*Only if there are
conflicts with the
FM station

/// SCHEDULE & RESULTS ///

NOVEMBER (0-0)	MEDIA	W/L	SCORE
2 Northeastern St (Exh)	-	W	82-74
10 Sam Houston State	SECN+	-	10:30 a.m.
12 Samford	SECN+	-	1 p.m.
16 at RV Nebraska	BTN	-	8 p.m.
20 at Oral Roberts	Cox Sports	-	7 p.m.
24 UTEP!	-	-	3:30 p.m.
25 New Mexico State!	-	-	1 p.m.
29 Abilene Christian	SECN+	-	-

DECEMBER (0-0)	MEDIA	W/L	SCORE
3 at Kansas*	JTV/ESPN3	-	2 p.m.
7 Charlotte	SECN+	-	7 p.m.
10 Tulsa	SECN+	-	7 p.m.
17 RV UT Arlington	SECN+	-	2 p.m.
21 at RV/RV Arizona St.	Tempe, Arizona	-	1 p.m.
28 Grambling State	SECN+	-	7 p.m.
31 Ole Miss*	SECN+	-	2 p.m.

JANUARY (0-0)	MEDIA	W/L	SCORE
4 at No. 7/4 Miss State*	SEC Network	-	8 p.m.
7 Alabama*	SEC Network	-	3 p.m.
11 at Georgia*	SECN+	-	6 p.m.
14 at Auburn*	SEC Network	-	4 p.m.
18 RV Florida*	SEC Network	-	6 p.m.
21 at No. 16 Missouri*+	SEC Network	-	4 p.m.
25 at No. 4/2 S Carolina*+	SEC Network	-	5:30 p.m.
29 RV Kentucky*	SEC Network	-	6 p.m.

FEBRUARY (0-0)	MEDIA	W/L	SCORE
4 at RV Alabama*	SEC Network	-	1 p.m.
8 No. 14/18 Tennessee*	SECN+	-	7 p.m.
11 No. 16/16 Missouri*	SEC Network	-	4 p.m.
15 at RV/RV Kentucky*	SECN+	-	6 p.m.
18 RV LSU*+	SECN+	-	2 p.m.
22 No. 20/RV Texas A&M*	SECN+	-	7 p.m.
25 at Vanderbilt*	SECN+	-	2 p.m.
28 SEC Tournament	SECN/ESPN/2	-	Nashville

MARCH (0-0)	MEDIA	W/L	SCORE
1-4 SEC Tournament	SECN/ESPN/2	-	Nashville

* - Southeastern Conference Game

! - UTEP Thanksgiving Tournament (El Paso, Texas)

^ - SEC/Big 12 Challenge

+ - We Back Pat

> - Play4Kay

All home games played in Bud Walton Arena (19,200) Rankings: AP/Coaches Poll

Sign up for Mike Neighbors' newsletter and listen to his podcasts at

CoachNeighbors.com



ARKANSAS RAZORBACKS 0-0, 0-0 SEC

Head Coach: Mike Neighbors
Alma Mater: Arkansas, 1993
Record: 98-41 Arkansas Record: 0-0



SAM HOUSTON STATE 0-0, 0-0 Southland

Head Coach: Brenda Welch-Nichols
Alma Mater: SHSU, 1989
Record: 259-378 (23) SHSU Record: 115-212 (11)



Fayetteville,
Arkansas



Bud Walton
Arena



10:30 a.m. Friday
Nov. 10



SEC Network Plus
<http://es.pn/2hLkKvd>



Razorback Radio
Network



<http://statb.us/b/185259>

IN EXHIBITION ACTION

- » Devin Cosper led three players in double figures in the 82-74 win over NSU
- » Cosper had 31 points, including 16 in the 40
- » Raven Northcross-Baker added 17 and Malica Monk had 14 points
- » Arkansas had 10 3-pointers and only nine turnovers
- » The win moved Arkansas to 3-0 over NSU, 34-11 in exhibition games and ran the streak to 14 consecutive exhibition wins
- » The Razorbacks took 99 shots in the exhibition game and committed just nine turnovers

IN HOME OPENERS

- » Arkansas is 33-8 in season openers
- » Arkansas is 21-0 in home openers
- » Arkansas is 7-1 in Elementary Day games
- » Arkansas has won 7 consecutive home Elementary Days
- » This is the third time (2013, 2016) that Arkansas has hosted SHSU on Elementary Day

ABOUT ARKANSAS

- » The Razorbacks are the only SEC team that does not return a double-figure scorer
- » This is the second consecutive season Arkansas has opened the year with Sam Houston State as part of the Elementary Day promotion in Bud Walton Arena.

ELEMENTARY DAY GAMES

- » The Razorbacks are 7-1 all-time in Elementary Day games.
- » Arkansas has played in one road Elementary Day game. It was a 67-55 loss at Northwestern in Chicago.
- » Since that loss, Arkansas has won seven in a row - all at home.
- » This is the third time Arkansas has hosted SHSU on Elementary Day (two wins).
- » Arkansas set an Elementary Day record against SHSU with 11 3-point field goals in 2013.

/// STATISTICAL COMPARISONS /// *among returners

ARKANSAS OVERALL	SEC	SHSU OVERALL	Southland
PTS / GAME	64.1	52.9	55.9
PTS ALLOWED / GAME	60.4	72.5	71.7
FG %	.398	.339	.362
FG DEFENSE %	.382	.417	.410
3-PT FG %	.331	.296	.312
3-PT FG DEFENSE %	.316	.320	.317
REB / GAME	38.3	38.5	37.0
REB ALLOWED / GAME	36.2	41.4	42.1
LEADING SCORER	Monk, 9.1 ppg*	Oramas, 9.1*	Oramas, 9.6*
LEADING REBOUNDER	Swenson, 4.1 ppg*	Baxter, 6.6*	Baxter, 7.1*

EXHIBITION STARTERS



Malica Monk
PPG RPG APG
14.0 5.0 7.0



Kiara Williams
PPG RPG MIN
5.0 6.0 13



Jailyn Mason
PPG RPG APG
9.0 7.0 3.0



Devin Cosper
PPG RPG MIN
31.0 5.0 29



Bailey Zimmerman
PPG RPG SPG
0 4.0 1.0

SAM HOUSTON STATE EXHIBITION STARTERS

Kevyn Ferriera
PPG RPG APG
13.0 1.0 3.0

Jennifer Oramas
PPG RPG MIN
10.0 3.0 27

Akarian Morgan
PPG RPG MIN
2.0 4.0 26

Ashleigh Cooper
PPG RPG MIN
10.0 4.0 18

Kiera McKinney
PPG RPG MIN
20.0 6.0 26

NUMERICAL ROSTER

No.	Name	Pos	Ht	Cl	Hometown/HS/Previous School
0	A'Tyanna Gaulden*	G	5-7	RSO	Ocilla, Ga./Americus Sumter HS/Florida State
1	Raven Northcross-Baker	G	5-7	Fr	Malvern, Ark./Malvern HS/Chipola College
3	Malica Monk	G	5-5	Jr	N. Little Rock, Ark./NLR HS
4	Keiryn Swenson	G/F	6-1	Jr	Wichita, Kan. /Maize HS
10	Kiara Williams	F/C	6-1	So	Little Rock, Ark./LR Central HS
13	Grayce Spangler	G	5-10	Fr	Fayetteville, Ark. Fayetteville HS
14	Jailyn Mason	PG	5-9	So	Mason, Ohio/William Mason HS
20	Sydney Stout	F	6-0	So	Bixby, Okla./Bixby HS
21	Devin Cospers	G	5-10	SGr	Coffeyville, Kan./Field Kindley HS/Coffeyville CC
22	Bailey Zimmerman	G/F	6-0	Jr	St. Vincent, Ark. /Wonderview HS
24	Taylah Thomas	F	6-1	Fr	Arlington, Texas/Mansfield Timberview HS
30	Macy Weaver	F	6-3	Fr	Davis Junction, Ill./Stillman Valley HS
33	Chelsea Dungee*	G	5-11	RSO	Sapulpa, Okla./Sapulpa HS/Oklahoma

*Will not play the 2017-18 season due to NCAA transfer rules

ALPHABETICAL ROSTER

No.	Name	Twitter
21	Devin Cospers	@devidevv__
33	Chelsea Dungee*	@ChelseaDungee22
0	A'Tyanna Gaulden*	@AtyannaGaulden
14	Jailyn Mason	@jaimason14
3	Malica Monk	@TheRealMalica
1	Raven Northcross-Baker	@ravenbaker_4
13	Grayce Spangler	@grayce_1313
20	Sydney Stout	@sydeny_stout_
4	Keiryn Swenson	@KiKi_Sweezyy
24	Taylah Thomas	@hailtaylahh
30	Macy Weaver	@macyweaver528
10	Kiara Williams	@kiara_will22
22	Bailey Zimmerman	@Bailey_Ann22

COACHING STAFF

Title	Name	Year	Alma Mater
Head Coach	Mike Neighbors	First Season	Arkansas, 1993
Assistant Coach	Todd Schaefer	First Season	Thomas More College, 1995
Assistant Coach	Lacey Goldwire	First Season	Oklahoma State, 2010
Assistant Coach	Pauline Love	First Season	Southern Miss, 2010
Director of Operations	Amber Shirey	30th Season	Arkansas, 1992
Director of Video and Scouting	Jeff Brazil	11th Season	Arkansas, 2010

FA-NETIK PRONUNCIATIONS

No.	Name	Pronunciation
0	A'Tyanna	AH-tee-ah-nuh
3	Malica	mal-ick-cuh
4	Keiryn	KY-rynn
10	Kiara	Key-R-uh
13	Grayce	GRAY-se
14	Jailyn	JAY-lyn
24	Taylah	TAY-luh

GRAD STUDENT DEVIN COSPER

- » Only "senior" on the team
- » Missed the opening game last season after a death in the family
- » Averaged 6.4 ppg and 2.2 rpg last season and 7.7 ppg and 2.8 rpg for her career
- » Graduated in May 2017 with a degree in broadcast journalism
- » Interned at RSN, Arkansas' broadcast studio
- » Wears the SEC graduate patch on her jersey
- » Named "Comback Student-Athlete of the Year at annual HOGSPY awards after rebounding from an injury and a death in the family



The First Game

No really. Arkansas' season-opener with Sam Houston State is the first game in the NCAA this year ... by 30 minutes.

Sam Houston State at Arkansas

UIW at Oklahoma State
Nicholls at SMU
Lipscomb at College of Charleston
Florida A&M at Eastern Michigan

10:30 a.m.

11 a.m.

11:30 a.m.

12 p.m.

1 p.m.

FUNCTIONALLY FAST

You will hear Mike Neighbors say this a lot. He wants his teams to play as fast as possible and still function at a high level. That may look different from possession to possession depending on what Arkansas is running.

TRUST, TALENT AND TIME

My program will be built on three things. It's very simple.

TRUST - The highest form of loyalty that has to be earned, managed and sometimes re-earned. If we don't have this, nothing will work and the stool's legs will fall off and everything will collapse.

TALENT - It doesn't mean you can dribble, shoot, pass and rebound. It's a lot of other things like the ability to engage with the fan base and willingness to sign autographs for a 10-year-old child you might be inspiring.

TIME - It's just not being on time or making time. It's how you utilize your time and who you invest your time with and be around. Trust, talent and time. Those will be our pillars.

FUN FEATURES

Both Mike Neighbors and Jailyn Mason have shoe collections. Mason's collection was featured in a story last year. It can be seen here: <http://bit.ly/2ebtLdb>

Neighbors got settled into his Fayetteville home in mid August. One of the first things he set up were his shoes.



FACEBOOK.COM/RAZORBACKWBB | @RAZORBACKWBB

@RAZORBACKWBB | HTTP://BIT.LY/YOUTUBEKICKIN | COACHNEIGHBORS.COM

MARGIN OF VICTORY/DEFEAT

	1	2	3	4	5	6	7	8	9	10	11-15	16-19	20+	Record
Wins	-	-	-	-	-	-	-	-	-	-	-	-	-	-
Losses	-	-	-	-	-	-	-	-	-	-	-	-	-	-
<u>Most First Period Points</u>														
2016-17	29		at Alabama (1-15-17)											
All-Time	29		at Alabama (1-15-17)											
Opponent	25		SDSU (11-18-15)											

Fewest First Period Points

2016-17	8	Missouri (1-23-17)*
All-Time	3	#5/6 Texas (12-20-15)
Opponent	6	SHSU (11-11-16)

Most Second Period Points

2016-17	31	HBU (12-28-16)
All-Time	31	HBU (12-28-16)
Opponent	35	at #2 S. Carolina (1-3-16)

Fewest Second Period Points

2016-17	4	vs. Kentucky (2-17-17)
All-Time	4	vs. Kentucky (2-17-17)
Opponent	3	at Alabama (1-15-17)

Most First Half Points

2016-17	54	HBU (12-28-16)
All-Time	65	Tenn State (11-27-88)
Opponent	63	Texas (1-9-89)

Fewest First Half Points

2016-17	20	vs. Kentucky (2-17-17)*
All-Time	11	at Missouri (3-1-15)*
Opponent	8	Montana State (1-5-03)

Jump Balls Won

Arkansas	-
Opponent	-

Scored First Points

Player	-
Player	-
Player	-

First Off The Bench

Player	-
Player	-
Player	-

Points Leader

Player	-
Player	-

Most Third Period Points

2016-17	34	HBU (12-28-16)*
All-Time	34	HBU (12-28-16)*
Opponent	30	at Ole Miss (1-1-17)

Fewest Third Period Points

2016-17	7	Vanderbilt (1-19-17)
All-Time	7	Vanderbilt (1-19-17)*
Opponent	4	LSU (1-21-16)

Most Fourth Period Points

2016-17	24	vs. Georgia (2-2-17)*
All-Time	32	Tulsa (11-23-15)
Opponent	27	Georgia (2-25-16)

Fewest Fourth Period Points

2016-17	7	LSU (1-8-17)
All-Time	5	#7 Ore. St. (11-28-15)
Opponent	10	#24 Missouri (1-17-16)*

Largest Margin of Victory

2016-17	61	HBU (12-28-16)
All-Time	79 (108-29)	B Wesleyan (2-18-77)
Opponent	54 (28-82)	La Tech (11-30-78)

*Most Recent

RECORD FACTS

At Home (Bud Walton Arena)	-
On The Road	-
Neutral	-
White Uniforms	-
Cardinal Uniforms	-
Anthracite Uniforms	-

HALFTIME/LEADS/OVERTIME

Leading at the half, home/road/neutral	-
Tied at the half, home/road/neutral	-
Trailing at the half, home/road/neutral	-
Games decided by 5 points or fewer	-
Games decided by 10 points or fewer	-
Leading at the start of the 4Q	-
Overtime games	-

OFFENSE

Scoring less than 50 points	-
Scoring 51-60 points	-
Scoring 61-70 points	-
Scoring 70+ points	-
2 Players Or Less in Double Figures	-
3 Players in Double Figures	-
4 Players in Double Figures	-
5 Players in Double Figures	-
When shooting 50 percent or higher	-
When shooting less than 50 percent	-

REBOUNDING/TURNOVERS

When outrebounding opponent	-
When outrebounded	-
When rebounds are even	-
When grabbing 10+ offensive reb	-
When forcing 15+ turnovers	-
When committing less than 15 turnovers	-
When committing 15+ turnovers	-

Top Scorers (Includes Ties)

Player	-
Player	-
Player	-

Top Rebounders (Includes Ties)

Player	-
Player	-
Player	-

Months

In November	-
In December	-
In January	-
In February	-
In March	-

CHASING 100

Mike Neighbors opens his Arkansas career with 98 wins as a head coach. Three other Arkansas coaches have had or reached 100 career wins at Arkansas.


- » John Sutherland 174-88 (9)
- » Gary Blair 198-120 (10)
- » Tom Collen 132-90 (7)

BESIDE US

One of the things Mike Neighbors stressed when he was hired was his desire to take care of the players, the staff and the fans who have been loyal to the Razorback program. He has told our fans that he wants them to stand "Beside Us". Don't be behind us, stand next to us and go through the process of building our program.

30 AND COUNTING

This year, Arkansas director of operations Amber Shirey enters her 30th season as a Razorback. The former Amber Nicholas was a two-time All-Southwest Conference selection during her four-year playing career from 1989-92. She spent one season (1992-93) as a student coach helping Arkansas transition to the Southeastern Conference. She moved on to a graduate assistant and assistant coach from 1993-94 through the 2006-07 season. In 2007-08 Shirey transitioned to the director of operations position holding that spot until she returned to the sidelines as an assistant coach for the 2013 and 2014 seasons. She moved into her current position as the Executive Director of Operations in 2014-15. She has been a part of seven different head coach's staffs during her tenure.



THE SCHEDULE

Arkansas' non-conference schedule features four teams who went to the post season a year ago. Arizona State played in the first round of the NCAA Tournament while Abilene Christian, UT-Arlington and Grambling were all WNIT teams a year ago. UTA was eliminated in the first round while Abilene Christian and Grambling both reached round two.

The always-tough SEC schedule features eight NCAA Tournament teams including the NCAA Champion South Carolina and the runner up, Mississippi State. Auburn and LSU were eliminated in the first round while Kentucky, Missouri, Tennessee and Texas A&M all bowed out in round two.

In addition, Alabama and Ole Miss advanced to the WNIT Tournament. That means Arkansas faces 14 teams who played in the postseason a year ago.

SEASON OPENERS

- » Arkansas is 21-0 in home openers
- » The Razorbacks are 8-6 in road openers and 7-3 in neutral site opening games
- » Arkansas has won five consecutive openers
- » The last opening game loss was to Minnesota in 2011 at the WBI Tip Off Classic in Dayton Beach, Fla.
- » That loss snapped a streak of 10 consecutive wins on opening day for the Razorbacks.

THE SEC

What can you say? It's tough so get ready. Arkansas opens SEC play in December hosting Ole Miss on the 31st.

- » The last time Arkansas opened SEC play was in the 2004-05 season at No. 16 Georgia. That was a 78-57 loss on Dec. 30.
- » Arkansas has opened SEC play three times. The 2004-05 game mentioned above, 1996-97 in a 77-75 win over No. 6 Tennessee and in 1991-92, with a 79-62 loss to Georgia.
- » Arkansas plays Ole Miss on Dec. 31. The Razorbacks have also played December SEC games on the 19 (Georgia), 29 (Tennessee) and 30 (at Georgia)

SEC OPENERS

The Ole Miss conference opener snaps a three-game streak of road league openers and it is only the 10th time since joining the SEC that Arkansas has played its first SEC game at home.

- » Arkansas is 3-6 in SEC home openers
- » Ole Miss is a popular first-game foe with this season marking the sixth time the Razorbacks and Rebels have met in game one.

WHAT WE HAVE COMING BACK

Although Arkansas loses its best scorer in Jessica Jackson to graduation, the Razorbacks return its next four leading scorers from a year ago. Jackson accounted for 23% of the Razorback points last year but Malica Monk, Keiryn Swenson, Jailyn Mason and Devin Cosper combined for 48% of the scoring in 2016-17.

THE MONTH OF NOVEMBER

Arkansas has four games away from Bud Walton Arena in November. The Razorbacks travel to Nebraska and Oral Roberts before a two-game tournament at UTEP. There are three true road games and one neutral site. This is the most games away from home since 2012-13 when Arkansas opened at home, played two road games and three games in a tournament in Hawai'i.

LEADS AND DEFICITS

- Biggest Halftime Lead
- Biggest Halftime Lead Lost
- Biggest Halftime Deficit
- Biggest Halftime Deficit Erased
- Biggest Overall Lead
- Biggest Win Margin
- Biggest Loss Margin
- Biggest Deficit Overcome

JUMP BALLS

- Arkansas
- Opponents

FIRST POINTS

- Player
- Player
- Player

BENCH POINTS

- Arkansas
- Opponent

DOUBLE FIGURES

- Player
- Player
- Player

DOUBLE FIGURES FIRST HALF

- Player
- Player
- Player

DOUBLE FIGURES/QUARTER

- Player
- Player
- Player

DOUBLE DOUBLES

- Player
- Player
- Player

20/30-PLUS POINTS

- Player
- Player
- Player

DOUBLE FIGURE REBOUNDS

- Player
- Player
- Player

FIRST OFF THE BENCH

- Player
- Player
- Player

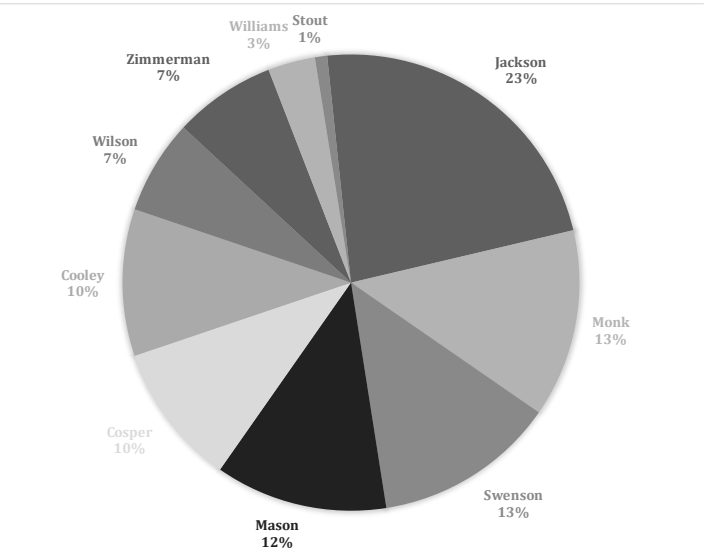
CHARGES DRAWN

- Player
- Player
- Player

LAST YEAR'S LEADERS

Jessica Jackson, who graduated in May, was the Razorbacks' leader in several statistical categories. Here is a look at some of the places that other players paced the team.

- » Malica Monk led the team with 31.2 minutes per game
- » She also paced the team with 62 steals
- » Jailyn Mason led the team with 894 total minutes played
- » Mason was the team leader with 93 assists
- » Keiryn Swenson led the team with a .497 FG%, .437 3PPG% and a .769 FT%



OPPONENT

ABOUT SAM HOUSTON STATE

- » Hosted LSU-Alexandria in exhibition action on Sunday winning 76-61.
- » Kiera McKinney had a game-high 20 points on 10-of-11 shooting
- » Four players were in double figures in the exhibition win - McKinney (20), Kevyn Ferriera (13), Jenniffer Oramas (10) and Ashleigh Cooper (10).
- » SHSU committed 27 turnovers and forced 30

ARKANSAS IN OPENERS

- » Arkansas is 33-8 overall in openers
- » The Razorbacks are 21-0 in home openers

ABOUT THE SERIES

Series Record: Arkansas leads 7-0

In Fayetteville: 7-0

In Huntsville: 0-0

Neutral: 0-0

Last 5: Arkansas W 5-0

Mike Neighbors vs.: First meeting

Results

12/22/1994	AR	84	SHSU	63	Fayetteville
11/30/1996	#20 AR	76	SHSU	51	Fayetteville
12/4/2007	AR	89	SHSU	62	Fayetteville
12/29/2009	AR	106	SHSU	78	Fayetteville
11/8/2013	AR	81	SHSU	45	Fayetteville
11/15/2015	AR	67	SHSU	47	Fayetteville
11/11/16	AR	71	SHSU	39	Fayetteville

Overview

Arkansas opens the year with back-to-back home games with Sam Houston State and Samford. The Razorbacks then have four consecutive contests at road or neutral sites.

The Coaches

Both coaches are coaching at their alma mater. Mike Neighbors is in his first season while Brenda Welch-Nichols has 11 years at Sam Houston State under her belt.

Important Stats

Turnovers: Arkansas committed just nine turnovers in its exhibition win over Northeastern State. SHSU had 27 turnovers in its exhibition win.

Shots Taken: Arkansas took 99 shots in the exhibition compared to 80 for the Bearkats.

3-Pointers Defense: SHSU took 16 3-pointers making just five and they allowed nine made three's in the exhibition. Arkansas hit 10 3's against NSU.

An Arkansas Win Would ...

A win would make Arkansas:

- » 8-0 all-time against Sam Houston State
- » 34-8 all-time in season openers
- » 22-0 all-time in home season openers

NOVEMBER (0-0)	MEDIA	W/L	SCORE	SERIES	NEIGHBORS
2 Northeastern St. (Exh)	-	W	82-74	2-0	1-0
10 Sam Houston State	SECN+	-	-	7-0	First Meeting
12 Samford	SECN+	-	-	First Meeting	First Meeting
16 at Nebraska	BTN	-	-	First Meeting	First Meeting
20 at Oral Roberts	Cox Sports	-	-	19-9	First Meeting
24 UTEP!	-	-	-	2-0	0-1
25 New Mexico State!	-	-	-	First Meeting	First Meeting
29 Abilene Christian	SECN+	-	-	First Meeting	First Meeting

DECEMBER (0-0)	MEDIA	W/L	SCORE	SERIES	NEIGHBORS
3 at Kansas*	JTV/ESPN3	-	-	4-3	First Meeting
7 Charlotte	SECN+	-	-	First Meeting	First Meeting
10 Tulsa	SECN+	-	-	20-3	First Meeting
17 UT Arlington	SECN+	-	-	6-0	First Meeting
21 at Arizona State	-	-	-	1-0	2-4
28 Grambling State	SECN+	-	-	7-0	1-0
31 Ole Miss*	SECN+	-	-	16-26	First Meeting

JANUARY (0-0)	MEDIA	W/L	SCORE	SERIES	NEIGHBORS
4 at Mississippi State*	SEC Network	-	-	18-18	0-1
7 Alabama*	SEC Network	-	-	21-14	First Meeting
11 at Georgia*	SECN+	-	-	5-31	First Meeting
14 at Auburn*	SEC Network	-	-	14-22	First Meeting
18 Florida*	SEC Network	-	-	9-27	First Meeting
21 at Missouri*	SEC Network	-	-	11-8	1-0
25 at South Carolina*	SEC Network	-	-	17-16	First Meeting
29 Kentucky*	SEC Network	-	-	13-21	1-0

FEBRUARY (0-0)	MEDIA	W/L	SCORE	SERIES	NEIGHBORS
4 at Alabama*	SEC Network	-	-	21-14	First Meeting
8 Tennessee*	SECN+	-	-	3-30	First Meeting
11 Missouri*	SEC Network	-	-	11-8	1-0
15 at Kentucky*	SECN+	-	-	13-21	1-0
18 LSU*	SECN+	-	-	16-31	First Meeting
22 Texas A&M*	SECN+	-	-	21-8	1-1
25 at Vanderbilt*	SECN+	-	-	8-24	First Meeting
28 SEC Tournament	SECN/ESPN	-	-	-	-

MARCH (0-0)	MEDIA	W/L	SCORE	SERIES	NEIGHBORS
1-4 SEC Tournament	SECN/ESPN	-	-	-	-

* - Southeastern Conference Game

!-UTEP Thanksgiving Tournament (El Paso, Texas)

^SEC/Big 12 Challenge

All home games played in Bud Walton Arena (19,200)

SEC COMPOSITE SCHEDULE

December 31 (Sunday) Missouri at Alabama Ole Miss at Arkansas Florida at Auburn Miss State at Georgia Tennessee at Kentucky Texas A&M at S Carolina	January 14 (Sunday) Arkansas at Auburn LSU at Florida Alabama at Miss State Tennessee at S Carolina Georgia at Texas A&M Kentucky at Vanderbilt	January 29 (Monday) Kentucky at Arkansas February 1 (Thursday) Auburn at Kentucky Georgia at LSU Vanderbilt at Ole Miss Miss State at Missouri Texas A&M at Tennessee	February 12 (Monday) Vanderbilt at Auburn February 15 (Thursday) Missouri at Auburn S Carolina at Georgia Arkansas at Kentucky Ole Miss at LSU Alabama at Tennessee Florida at Texas A&M Miss State at Vanderbilt
January 1 (Monday) Vanderbilt at LSU January 4 (Thursday) Alabama at Florida S Carolina at Ole Miss Arkansas at Miss State LSU at Missouri Auburn at Tennessee Kentucky at Texas A&M Georgia at Vanderbilt	January 18 (Thursday) Texas A&M at Alabama Florida at Arkansas Auburn at LSU Missouri at Ole Miss S Carolina at Vanderbilt January 21 (Sunday) Vanderbilt at Alabama Ole Miss at Florida Auburn at Georgia S Carolina at Kentucky Arkansas at Missouri Miss State at Tennessee	February 4 (Sunday) Arkansas at Alabama Miss at Georgia LSU at Kentucky Auburn at Texas A&M Tennessee at Vanderbilt February 5 (Monday) S Carolina at Miss State Florida at Missouri February 8 (Thursday) S Carolina at Alabama Tennessee at Arkansas LSU at Auburn Miss State at Florida Vanderbilt at Georgia Kentucky at Missouri Ole Miss at Texas A&M	February 18 (Sunday) Auburn at Alabama LSU at Arkansas Vanderbilt at Florida Texas A&M at Miss State Tennessee at Missouri Kentucky at S Carolina February 19 (Monday) Georgia at Ole Miss February 22 (Thursday) Georgia at Alabama Texas A&M at Arkansas Tennessee at Florida Kentucky at Ole Miss Auburn at Miss State Vanderbilt at Missouri LSU at S Carolina
January 7 (Sunday) Alabama at Arkansas Texas A&M at Auburn Georgia at Kentucky Miss State at LSU Florida at Ole Miss S Carolina at Missouri Vanderbilt at Tennessee January 11 (Thursday) LSU at Alabama Kentucky at Florida Arkansas at Georgia Ole Miss at Miss State Auburn at S Carolina Tennessee at Texas A&M Missouri at Vanderbilt	January 25 (Thursday) Missouri at Georgia Alabama at Kentucky Florida at Miss State Arkansas at S Carolina Ole Miss at Tennessee January 28 (Sunday) Alabama at Auburn Georgia at Florida Tennessee at LSU Miss State at Ole Miss Missouri at S Carolina Texas A&M at Vanderbilt	February 11 (Sunday) Missouri at Arkansas Texas A&M at LSU Alabama at Ole Miss Kentucky at Miss State Florida at S Carolina Georgia at Tennessee February 25 (Sunday) Ole Miss at Auburn Florida at Georgia Miss State at Kentucky Alabama at LSU S Carolina at Tennessee Missouri at Texas A&M Arkansas at Vanderbilt	

PRETTY GOOD D

The Razorbacks were solid defensively in 2016-17. Arkansas ranked as the fourth-best team in the SEC in Scoring Defense allowing just 60.4 points per game. Malica Monk ranked third in the SEC for steals per game (2.30) and fourth in total steals (62) a year ago.

Arkansas finished 2016-17 ranked in the top-5 of the SEC for: Fewest Fouls (3rd/514); Fewest Turnovers (3rd/434), Field Goal Percentage Defense (4th/38.2), Scoring Defense (4th/60.4), Three-Point Field Goals Made Per Game (3rd/5.9).

2017 +/- NUMBERS

A player's plus/minus number is a reflection of how the team performs with a specific player on the floor. Here is a look at Arkansas' returners' +/- from a year ago.

Player	Minutes	PF	PA	+/-	+-/40	G	+-/Gm
SWENSON, Keiryn	705:35	1160	1048	+112	+6.35	30	+3.73
STOUT, Sydney	70:36	106	97	+9	+5.10	15	+0.60
MONK, Malica	835:37	1345	1251	+94	+4.50	27	+3.48
MASON, Jailyn	888:36	1415	1324	+91	+4.10	30	+3.03
ZIMMERMAN, Bailey	623:37	1019	962	+57	+3.66	30	+1.90
COSPER, Devin	565:14	900	860	+40	+2.83	29	+1.38
WILLIAMS, Kiara	228:31	321	311	+10	+1.75	20	+0.50

THE ALWAYS TOUGH SEC

The SEC always provides the Razorbacks with a tough schedule.

- » Arkansas' schedule features nine teams who played in the NCAA Tournament, including the NCAA Champion and runner up. Arkansas also takes on five WNIT teams and faces four teams for the first time in program history. See more under the note "The Schedule" below.
- » The Razorbacks face three of the four new opponents in November.

AGAINST THE POLL

This year's preseason USA Today poll features seven SEC teams and three non-conference opponents who are mentioned. Arkansas' schedule is headlined by No. 2 South Carolina with No. 4 Mississippi State right on the Gamecocks' heels. Missouri opens at No. 16, followed by No. 18 Tennessee. Texas A&M, Kentucky and LSU are all receiving votes, as are non-conference opponents Arizona State, Nebraska and Texas-Arlington.


HOME SWEET HOME

- » Arkansas has had just one losing home season in 41 years (prior to 2017-18)
- » Arkansas is 414-139 (.749) in home games including a 255-104 record in Bud Walton Arena. Arkansas was 159-35 in Barnhill Arena.

WHAT'S MY NUMBER

Transfer Chelsea Dungee has a unique background to her jersey number selection. Here is the story in her own words:

I have always played in #22. Every competitive team and school ball team I have always worn #22. #22 was the number my mom played basketball in throughout her high school career. So, I wore #22. A year ago I changed my jersey number to #33. My cousin (more like brother), Reuben, suffered a traumatic brain injury while playing in a high school football game last season and he wore jersey #33. I play in jersey #33 for Reuben. Playing with #33 on back is a reminder that 'Reub' has my back, and I have his.



Devin Cosper	Communication (undergrad) (Communication (Masters)
Chelsea Dungee	Rec. & Sport Management
A'Tyanna Gaulden	Journalism: Broadcast
Jailyn Mason	Journalism: News/Editorial
Malica Monk	Rec. & Sport Management
Raven Northcross-Baker	Criminal Justice
Grayce Spangler	Communication
Sydney Stout	Management
Keiryn Swenson	Accounting
Taylah Thomas	Nursing
Macy Weaver	Kinesiology
Kiara Williams	Childhood Development
Bailey Zimmerman	Apparel Merch./Product Dev.

QUARTER BY QUARTER SCORING

Date	Opponent	W/L	1st	2nd	1st Half	3rd	4th	2nd Half	OT	Total
Nov. 2	NE State (exh)	W, 82-74	20	15	35	18	29	47	-	82
Nov. 10	SHSU									
Nov. 12	Samford									
Nov. 16	Nebraska									
Nov. 20	ORU									
Nov. 24	UTEP									
Nov. 25	New Mexico State									
Nov. 29	Abilene Christian									
Dec. 3	Kansas									
Dec. 7	UNC-C									
Dec. 10	Tulsa									
Dec. 17	UTA									
Dec. 21	Arizona State									
Dec. 28	Grambling									
NonConf Totals			20	15	35	18	29	47	-	82
NonConf Averages			20	15	35	18	29	47	-	82
NonConf Highs			20	15	35	18	29	47	-	82
NonConf Lows			20	15	35	18	29	47	-	82

Dec. 31	Ole Miss
Jan. 4	Mississippi State
Jan. 7	Alabama
Jan. 11	Georgia
Jan. 14	Auburn
Jan. 18	Florida
Jan. 21	Missouri
Jan. 25	South Carolina
Jan. 29	Kentucky
Feb. 4	Alabama
Feb. 8	Tennessee
Feb. 11	Missouri
Feb. 15	Kentucky
Feb. 18	LSU
Feb. 22	Texas A&M
Feb. 25	Vanderbilt

SEC Totals
SEC Averages
SEC Highs
SEC Lows

Season Totals
Season Averages
Season Highs
Season Lows

BY STARTERS

Date	Opponent					
Nov. 2	NE State (exh)	Monk	Williams	Mason	Cosper	Zimmerman
Nov. 10	SHSU					
Nov. 12	Samford					
Nov. 16	Nebraska					
Nov. 20	ORU					
Nov. 25	TBA					
Nov. 26	TBA					
Nov. 29	Abilene Christian					
Dec. 3	Kansas					
Dec. 7	UNC-C					
Dec. 10	Tulsa					
Dec. 17	UTA					
Dec. 21	Arizona State					
Dec. 28	Grambling					
Dec. 31	Ole Miss					
Jan. 4	Mississippi State					
Jan. 7	Alabama					
Jan. 11	Georgia					
Jan. 14	Auburn					
Jan. 18	Florida					
Jan. 21	Missouri					
Jan. 25	South Carolina					
Jan. 29	Kentucky					
Feb. 4	Alabama					
Feb. 8	Tennessee					
Feb. 11	Missouri					
Feb. 15	Kentucky					
Feb. 18	LSU					
Feb. 22	Texas A&M					
Feb. 25	Vanderbilt					

MISCELLANEOUS STATISTICS

Double-Figure Scoring Games				
Player	15-16	16-17	17-18	Career
M. Monk	3	13		16
K. Swenson		11		11
J. Mason		10		10
D. Cosper	15	8		23
B. Zimmerman		2		2

20-Point Scoring Games				
Player	15-16	16-17	17-18	Career
K. Swenson		1		1
D. Cosper	1	-		1
TOTAL	1	1	x	2

Double-Figure Rebounding Games				
Player	15-16	16-17	17-18	Career
TBA	-	-		
TOTAL	x	x	x	x

Double-Doubles				
Player	15-16	16-17	17-18	Career
J. Mason (pts/ast)	-	2		2
TOTAL	-	2	-	2

5+ Steals				
Player	15-16	16-17	17-18	Career
M. Monk	-	2		2
TOTAL	x	2	x	2

5+ Blocks				
Player	15-16	16-17	17-18	Career
TBA	-			
TOTAL	-	x	x	x

5+ Assists				
Player	15-16	16-17	17-18	Career
M. Monk	3	4		7
J. Mason		6		6
D. Cosper		2		2
TOTAL	3	12	x	15

RECORD:	OVERALL	HOME	AWAY	NEUTRAL
ALL GAMES	13-17	9-8	2-8	2-1
CONFERENCE	2-14	1-7	1-7	0-0
NON-CONFERENCE	11-3	8-1	1-1	2-1

#	Player	gp-gs	min	avg	Total		3-Point		F-Throw		Rebounds								pts	avg		
					fg-fga	fg%	3fg-fga	3fg%	ft-fa	ft%	off	def	tot	avg	pf	dq	a	to			blk	stl
00	JACKSON, Jessica	29-26	867	29.9	145-388	.374	46-138	.333	90-128	.703	76	110	186	6.4	80	3	42	70	20	27	426	14.7
03	MONK, Malica	27-26	842	31.2	96-230	.417	7-25	.280	48-71	.676	29	52	81	3.0	79	2	83	59	7	62	247	9.1
12	x-FREEMAN, Briunna	5-0	72	14.4	16-23	.696	0-0	.000	9-14	.643	7	6	13	2.6	8	0	1	6	1	8	41	8.2
04	SWENSON, Keiryn	30-11	709	23.6	89-179	.497	31-71	.437	30-39	.769	53	71	124	4.1	56	0	15	28	17	16	239	8.0
14	MASON, Jailyn	30-29	894	29.8	100-256	.391	19-53	.358	7-11	.636	21	96	117	3.9	72	2	93	56	8	31	226	7.5
21	COSPER, Devin	29-8	563	19.4	72-195	.369	23-75	.307	20-27	.741	7	58	65	2.2	43	2	45	40	6	28	187	6.4
35	COOLEY, Alecia	30-17	644	21.5	69-144	.479	0-0	.000	55-81	.679	58	99	157	5.2	36	0	21	41	28	9	193	6.4
02	WILSON, Aaliyah	26-0	411	15.8	48-167	.287	21-74	.284	8-12	.667	19	57	76	2.9	35	0	40	55	11	12	125	4.8
24	x-DANBERRY, Jordan	6-0	72	12.0	8-19	.421	2-3	.667	10-13	.769	10	13	23	3.8	10	0	4	12	0	2	28	4.7
22	ZIMMERMAN, Bailey	30-23	627	20.9	45-144	.313	24-84	.286	20-39	.513	35	80	115	3.8	46	0	28	37	10	19	134	4.5
10	WILLIAMS, Kiara	20-5	227	11.4	26-48	.542	0-0	.000	10-26	.385	24	31	55	2.8	34	1	3	15	5	9	62	3.1
20	STOUT, Sydney	15-0	72	4.8	5-14	.357	4-12	.333	2-4	.500	2	9	11	0.7	15	0	1	2	1	0	16	1.1
	Team										64	63	127					13				
	Total.....	30	6000		719-1807	.398	177-535	.331	309-465	.665	405	745	1150	38.3	514	10	376	434	114	223	1924	64.1
	Opponents.....	30	6000		662-1735	.382	155-491	.316	334-488	.684	360	726	1086	36.2	481	7	382	451	106	225	1813	60.4

x-Inactive player

TEAM STATISTICS			AR	OPP	Date	Opponent	Score	Att.
SCORING			1924	1813				
Points per game			64.1	60.4		11/11/16	SAM HOUSTON STATE	W 71-39 4330
Scoring margin			+3.7	-		11/13/16	LA-MONROE	W 92-46 3156
FIELD GOALS-ATT	719-1807	662-1735				11/17/16	SOUTH DAKOTA	W 70-67 1054
Field goal pct	.398	.382				11/21/16	STETSON	W 79-62 1179
3 POINT FG-ATT	177-535	155-491			!	11/25/16	vs Memphis	W 91-61 1662
3-point FG pct	.331	.316			!	11/26/16	vs NAVY	W 70-67 838
3-pt FG made per game	5.9	5.2				11/30/16	at Tulsa	W 57-50 514
FREE THROWS-ATT	309-465	334-488			^	12/03/16	TEXAS TECH	W 66-60 1370
Free throw pct	.665	.684				12/07/16	BUTLER	W 68-50 1017
F-Throws made per game	10.3	11.1				12/11/16	at Missouri State	L 62-64 3094
REBOUNDS	1150	1086				12/18/16	NWST	W 65-36 1025
Rebounds per game	38.3	36.2				12/21/16	ORU	L 60-70 1721
Rebounding margin	+2.1	-				12/28/16	HOUSTON BAPTIST	W 101-40 1361
ASSISTS	376	382			*	01/01/17	at Ole Miss	L 64-73 1280
Assists per game	12.5	12.7			*	01/05/17	#4 MISSISSIPPI STATE	L 51-59 1233
TURNOVERS	434	451			*	01/08/17	LSU	L 52-53 2005
Turnovers per game	14.5	15.0			*	01/12/17	at Texas A&M	L 65-90 3796
Turnover margin	+0.6	-			*	01/15/17	at Alabama	W 68-50 2667
Assist/turnover ratio	0.9	0.8			*	01/19/17	VANDERBILT	W 59-56 1302
STEALS	223	225			*	01/23/17	MISSOURI	L 46-60 1250
Steals per game	7.4	7.5			*	01/29/17	at LSU	L 46-53 2182
BLOCKS	114	106			*	02/02/17	UGA	L 66-69 1603
Blocks per game	3.8	3.5			*	02/05/17	#4 SOUTH CAROLINA	L 49-79 1650
ATTENDANCE	28083	39207			*	02/09/17	at Florida	L 53-57 1441
Home games-Avg/Game	17-1652	10-3320			*	02/12/17	at Missouri	L 56-67 5163
Neutral site-Avg/Game	-	3-2002			*	02/16/17	KENTUCKY	L 62-69 1142
					*	02/19/17	at Tennessee	L 46-59 10613
					*	02/23/17	at Vanderbilt	L 64-66 2450
					*	02/26/17	AUBURN	L 64-70 1685
					\$	03/01/17	vs Florida	L 61-71 3507
Score by Periods	1st	2nd	3rd	4th	Totals			
ARKANSAS	510	444	471	499	1924			
Opponents	452	397	487	477	1813			

!= Nugget Classic (Reno, Nev.)

^ = SEC/Big 12 Challenge (Fayetteville, Ark.)

* = Conference game

\$ = SEC Tournament (Greenville, SC)

@RazorbackWBB STATISTICS
ARKANSAS Combined Team Statistics (as of Jun 03, 2017)
Conference games

RECORD:	OVERALL	HOME	AWAY	NEUTRAL
ALL GAMES	2-14	1-7	1-7	0-0
CONFERENCE	2-14	1-7	1-7	0-0
NON-CONFERENCE	0-0	0-0	0-0	0-0

#	Player	gp-gs	min	avg	Total		3-Point		F-Throw		Rebounds				pf	dq	a	to	blk	stl	pts	avg
					fg-fga	fg%	3fg-fga	3fg%	ft-fa	ft%	off	def	tot	avg								
00	JACKSON, Jessica	15-12	457	30.5	62-189	.328	21-74	.284	36-54	.667	37	56	93	6.2	46	2	19	42	9	15	181	12.1
03	MONK, Malica	15-14	490	32.7	49-131	.374	5-18	.278	24-40	.600	18	31	49	3.3	52	1	41	38	6	38	127	8.5
14	MASON, Jailyn	16-15	486	30.4	54-147	.367	12-36	.333	3-4	.750	7	47	54	3.4	48	2	43	36	6	18	123	7.7
04	SWENSON, Keiryn	16-9	389	24.3	43-96	.448	15-43	.349	12-17	.706	29	33	62	3.9	34	0	7	20	5	8	113	7.1
21	COSPER, Devin	16-6	321	20.1	40-107	.374	15-47	.319	9-10	.900	6	31	37	2.3	30	1	16	26	2	12	104	6.5
02	WILSON, Aaliyah	16-0	254	15.9	32-109	.294	15-50	.300	5-8	.625	12	30	42	2.6	22	0	20	34	7	6	84	5.3
35	COOLEY, Alecia	16-5	332	20.8	30-65	.462	0-0	.000	23-36	.639	27	50	77	4.8	20	0	6	16	11	3	83	5.2
22	ZIMMERMAN, Bailey	16-9	292	18.3	19-73	.260	10-41	.244	10-18	.556	18	33	51	3.2	25	0	9	20	6	5	58	3.6
10	WILLIAMS, Kiara	11-5	137	12.5	13-25	.520	0-0	.000	7-15	.467	14	14	28	2.5	20	1	2	10	3	6	33	3.0
20	STOUT, Sydney	10-0	42	4.2	1-6	.167	1-5	.200	2-4	.500	2	2	4	0.4	11	0	1	0	0	0	5	0.5
Team											36	41	77					9				
Total.....		16	3200		343-948	.362	94-314	.299	131-206	.636	206	368	574	35.9	308	7	164	251	55	111	911	56.9
Opponents.....		16	3200		366-915	.400	91-260	.350	207-308	.672	211	418	629	39.3	244	4	233	228	55	130	1030	64.4

x-Inactive player

TEAM STATISTICS	AR	OPP
SCORING	911	1030
Points per game	56.9	64.4
Scoring margin	-7.4	-
FIELD GOALS-ATT	343-948	366-915
Field goal pct	.362	.400
3 POINT FG-ATT	94-314	91-260
3-point FG pct	.299	.350
3-pt FG made per game	5.9	5.7
FREE THROWS-ATT	131-206	207-308
Free throw pct	.636	.672
F-Throws made per game	8.2	12.9
REBOUNDS	574	629
Rebounds per game	35.9	39.3
Rebounding margin	-3.4	-
ASSISTS	164	233
Assists per game	10.3	14.6
TURNOVERS	251	228
Turnovers per game	15.7	14.3
Turnover margin	-1.4	-
Assist/turnover ratio	0.7	1.0
STEALS	111	130
Steals per game	6.9	8.1
BLOCKS	55	55
Blocks per game	3.4	3.4
ATTENDANCE	11870	29592
Home games-Avg/Game	8-1484	8-3699
Neutral site-Avg/Game	-	0-0

Date	Opponent		Score	Att.
* 01/01/17	at Ole Miss	L	64-73	1280
* 01/05/17	#4 MISSISSIPPI STATE	L	51-59	1233
* 01/08/17	LSU	L	52-53	2005
* 01/12/17	at Texas A&M	L	65-90	3796
* 01/15/17	at Alabama	W	68-50	2667
* 01/19/17	VANDERBILT	W	59-56	1302
* 01/23/17	MISSOURI	L	46-60	1250
* 01/29/17	at LSU	L	46-53	2182
* 02/02/17	UGA	L	66-69	1603
* 02/05/17	#4 SOUTH CAROLINA	L	49-79	1650
* 02/09/17	at Florida	L	53-57	1441
* 02/12/17	at Missouri	L	56-67	5163
* 02/16/17	KENTUCKY	L	62-69	1142
* 02/19/17	at Tennessee	L	46-59	10613
* 02/23/17	at Vanderbilt	L	64-66	2450
* 02/26/17	AUBURN	L	64-70	1685

! = Nugget Classic (Reno, Nev.)

^ = SEC/Big 12 Challenge (Fayetteville, Ark.)

* = Conference game

\$ = SEC Tournament (Greenville, SC)

Score by Periods	1st	2nd	3rd	4th	Totals
ARKANSAS	226	206	212	267	911
Opponents	273	218	273	266	1030

THE LAST TIME A RAZORBACK TEAM ...

OFFENSE

Scored 110+	110, vs. Providence (11/16/98)
Scored 100+ points at home	101, Houston Baptist, 12-28-16
Scored 100+ points on the road	108, Baylor (3-6-91; SWC Tourn., Dallas, Texas)
Scored 90-99 points	91 vs. Memphis, 11-25-16
Scored 90+ points at home	101, Houston Baptist, 12-28-16
Scored 90+ points on the road	91, (91-80 Win in 3OT, 2-10-13, at Alabama)
Scored 80-89 points	86, Mississippi Valley State (12-28-15)
Scored 80-89 points at home	86, Mississippi Valley State (12-28-15)
Scored 80-89 points on the road	88, Southeast Missouri (NM) (11-29-13)
Scored 70-79 points	70 vs. Navy (Reno), 11-26-16
Scored 70-79 points at home	79 vs. Stetson, 11-21-16
Scored 70-79 points on the road	77 at Ole Miss, 1/31/13
Scored 60-69 points	64 vs. Auburn, 2-26-17
Was held to 50-59	56 at Missouri, 2-12-17
Was held to 49-40	49 v6 at Tennessee, 2-19-17
Was held to 39-20	32, at No. 2 South Carolina (1-3-16)
Was held to 20 or less	N/A
Made 30-39 field goals	38, Houston Baptist, 12-28-16
Made 20-29 field goals	24 vs. Auburn, 2-26-17
Made 10-19 field goals	18 vs. #4 South Carolina, 2-5-17
Made 10 three-point field goals	10, Georgia, 2-2-17
Did not make a three point basket (began in 1986)	0-10, at Mississippi State (L 44-47), 2-3-13
Made 30 free throws	38 at Florida (38-54); (2-22-04)
Made 15+ Free Throws	15, Houston Baptist, 12-28-16
Shot 40-49 or better from the field	45.0 (27-60), Kentucky, 2-16-17
Shot 50-59 or better from the field	52.1 (38-73), Houston Baptist, 12-28-16
Shot 60 percent or better from the field	60.0 (36-60) vs. Ole Miss (W, 93-52; 3-3-13)
Held to less than 40 percent from the field	38.7% (24-62) vs. Auburn, 2-26-17
Held to less than 30 percent from the field	27.7 (18-65) vs. #4 South Carolina, 2-5-17
Held to less than 20 percent from the field	18.2 (10-55) vs. No. 6/7 Tennessee (1-8-12; L, 38-69)
Allowed opponent to shoot over 50% from the field	66.0 (35-53), at Texas A&M, 1-12-17
Held opponent to less than 40% from the field	35.3% (24-68) vs. Auburn, 2-26-17
Held opponent to less than 30% from the field	29.2 (7-24) at Alabama, 1-15-17
Held opponent to less than 20% from the field in a half:	136 (3-22), First Half, Binghamton, 11-30-13
.....	200 (5-25), First Half, MVSU, 12-28-13
.....	200 (5-25), First Half, Grambling State, 12-29-14
Had 20 or more assists in a game	27, Houston Baptist, 12-28-16

DEFENSE

Allowed 100 points	100, #3 Connecticut (11-14-1998)
Allowed 80+ points	90, at Texas A&M, 1-12-17
Allowed 70-79 points	79 vs. #4 South Carolina, 2-5-17
Allowed 69-60 points	66, at Vanderbilt, 2-23-17
Held opponent to 59-50 points	59 at Tennessee, 2-19-17
Held opponent to 40-49 points	40, Houston Baptist, 12-28-16
Held opponent to 39-30	36, Northwestern State, 12-18-16
Held opponent under 45 points three cons. games	45, SHSU (11-8-13, W 81-45);
.....	33 ORU (11-13-13, W 91-33); 45, Furman (11-16-13, W, 74-45)
Held an SEC opponent under 50 points in 3 cons. games	47, Auburn (1-29-15, W, 52-47); 42,
.....	Alabama (2-1-15, W, 53-42);
.....	#24/21 Georgia (2-9-15, W, 54-48)
Held opponent to 29 points or less	23, Binghamton, 11-30-13
Held an opponent under 15 points in a half	13, Northwestern State, 12-18-16
Held opponent under 15 field goals	14, Houston Baptist, 12-28-16
Held opponent under 15% from three-point distance	14.3 (2-14) at Tulsa, 11-30-16
Had 70+ rebounds	74, Mississippi Valley State (11-24-89)
Had 60-69 rebounds	65, Grambling State, 12-29-14
Had 50-59 rebounds	51, Houston Baptist, 12-28-16
Had five or more blocked shots in a game	5, at LSU 1-29-17
Had 20 or more steals in a game	20, ORU (11-13-13)
Had 15 or more steals in a game	16, at Florida, 2-9-17
Had 20 or more turnovers in a game	22, at LSU, 1-29-17
Forced 20-25 or more Turnovers in a game	25, at Florida, 2-9-17

OTHER

Won an overtime game	91-80 Win in 3OT, 2-10-13, at Alabama
Lost an overtime game	Florida (71-66), 1-28-16
Won a double overtime game	73-72, vs. Florida (1-29-12)
Lost a double overtime game	N/A
Won a triple overtime game	91-80 Win in 3OT, 2-10-13, at Alabama
Played consecutive overtime games	1-24-16 at Auburn (lost); 1-28-16 vs Florida (lost)
Won a regular season tournament	Nugget Classic (Reno, Nev., Nov. 25-26, 2016)
Defeated a ranked team	67-61, No. 13 Texas A&M, 1-7-16; 64-59, No. 13 Tenn., 1-14-16
.....	64-52, No. 24 Missouri, 1-17-16
Defeated a ranked team on the road	57-53, at #19/18 LSU, 2-23-14; 77-76,
.....	#17/16 Iowa (Las Vegas), 12-18-14
All-time SEC win streak	8 games (1-15-12: Auburn through 2-15-12: at Auburn)
All-time SEC home win streak	5 games (1-15-12: Auburn through 2-9-12: S. Carolina)

THE LAST TIME A RAZORBACK PLAYER ...

Scored 20-24 points	24, Jessica Jackson, Kentucky, 2-16-17
Scored 25-29 points	26, Jessica Jackson vs. Georgia, 2-2-17
Scored 30+ points	34, Jessica Jackson, Houston Baptist, 12-28-16
Scored 20+ points seven times in a season	Jessica Jackson, 2013-14 (22 vs. MTSU, 22 at Missouri,
.....	23 at Fla., 24 at Georgia, 31 vs. Ole Miss, 23 at Kentucky,
.....	25 at LSU)
Scored 20+ points eight times in a season	Jessica Jackson, 2015-16 (20 vs. SHSU; 24 at SDSU;
.....	29 vs. Tulsa, 22 vs. La; 22 vs. No. 5 Texas; 20 at No. 5 MSU;
.....	25 vs. #13 Tennessee; 25, vs. Alabama; 20)
Double figures in 15 consecutive games (Season)	Jessica Jackson, 11/11/16-, LSU 1-8-17
Scored 23+ points in three consecutive games	Jessica Jackson (24 at Georgia 1-16-14,
.....	31 vs. Ole Miss 1-19-14, 23 at Kentucky 1-26-14)
Three players scored double figures in 1 game	at Vanderbilt, 2-23-17 (Jackson, Swenson, Wilson)
Four players scored double figures in 1 game	at Missouri, 2-12-17 (Jackson, Monk, Mason, Zimmerman)
Four players scored doubles figures for 4 cons. games	12-6-12 - 12-21-12: vs. Kansas, Furman, MVSU, and NSU
Five players scored double figures in 1 game	vs. Auburn, 2-26-17
.....	(Jackson, Swenson, Cooley, Monk, Cosper)
Made 10+ field goals in a game	10, Jessica Jackson, Kentucky, 2-16-17
Attempted 15-19 field goals in a game	15, Jaielyn Mason at Missouri, 2-12-17
Attempted 20+ field goals in a game	20 Jessica Jackson vs. Auburn, 2-26-17
Attempted 10 free throws in a game	16, Jessica Jackson vs. Georgia, 2-2-17
Made 5 or more three-pointers in a game	5, Jessica Jackson at #19/18 LSU, 2-23-14
Attempted 10+ three-pointers in a game	11, Briia Pitts at #19/18 LSU, 2-23-14
Had 10-14 rebounds	12, Jessica Jackson vs. Auburn, 2-26-17;
.....	11, Alecia Cooley, vs Auburn, 2-26-17
Had 15+ rebounds	20, Melissa Wolff, New Orleans, 1-30-15
Had 10 offensive rebounds - Records go back to 05-06	11, Melissa Wolff vs. New Orleans (1-30-15)
Had 10 defensive rebounds - Records go back to 05-06	11, Jessica Jackson, LSU (2/22/15)
Had 10+ assists	10, Jaielyn Mason, at Ole Miss, 1-1-2017
Had 10+ assists in consecutive games	Jaielyn Mason (11 vs. HBU, 12-28-16 and 10 at Ole Miss, 1-1-17)
.....	Calli Berna (11 vs. No. 10/8 KY 2/7/13 and 11 at UA 2/10/13)
Had 5+ blocks in a game	(3x) 5, Jessica Jackson (vs. ORU, 11-13-13);
.....	(No. 25 Vanderbilt, 2-20-14); (at Tulsa, 12-14-14)
Had 10 or more blocks in a game	9, Robyn Irwin vs. SMSU, 12-19-88 (school record)
Had 5 or more steals in a game	6, Malica Monk at Florida, 2-9-17
Had a double-double	14/12, Jessica Jackson vs. Auburn, 2-26-17
.....	11/11, Alecia Cooley, vs Auburn, 2-26-17
Had a double-double in two straight games	2016-17, Jessica Jackson 43/10 vs. HBU, 12-28-16 &
.....	11/10 at Ole Miss, 1-1-17; 2016-17, Jaielyn Mason, 10/11 vs. HBU,
.....	12-28-16 and 10/10 at Ole Miss, 1-1-17; 2015-16, Jessica
.....	Jackson 13/10 vs. SE Louisiana, 11-13-15; 20/13 vs. SHSU,
.....	11-15-15
Had two players record a double-double	12, Jessica Jackson vs. Auburn, 2-26-17
.....	11, Alecia Cooley, vs Auburn, 2-26-17
Had six double-doubles in a season	Melissa Wolff, 2014-15 (Nicholls, Savannah State,
.....	Richmond, Grambling State, Tennessee, Northwestern)
Had 10+ double-doubles in a season	2006-07, Lauren Ervin (14)
Had a triple-double	14 pts, 13 reb, 12 asts, Ceira Ricketts vs. Auburn (1-18-09)



MIKE NEIGHBORS YEAR-BY-YEAR

Year	School	Overall	Pct.	Conf.	Pct.	Conf. Finish
2013-14	Washington	20-14	.588	10-8	.556	6/Pac-12
2014-15	Washington	23-10	.697	11-7	.611	5/Pac-12
2015-16	Washington	26-11	.703	11-7	.611	5/Pac-12
2016-17	Washington	29-6	.829	15-3	.833	T2/Pac-12
2017-18	Arkansas	TBA	TBA	TBA	TBA	TBA
Totals	5 Years	98-41	.705	47-25	.653	

BENTONVILLE HS (HC)	94	
	95	
	96	
	97	
CABOT HS (HC)	98	
ARKANSAS (DIR OF OPS)	99	
	00	
TULSA (ASST)	01	
	02	
	03	
	04	
COLORADO (ASST)	05	
ARKANSAS (ASST)	06	
XAVIER (ASST)	07	
	08	
	09	
WASHINGTON (ASST)	11	
	12	
WASHINGTON (HC)	13	
	14	
	15	
	16	
ARKANSAS (HC)	17	

NEIGHBORS 3-1 IN BWA

As the head coach of Bentonville (Ark.) HS, Mike Neighbors went 3-0 in Bud Walton Arena in the high school play-offs. In 1997, his Tiger team defeated Bryant, Mount St. Mary's and Jonesboro to reach the state finals in Pine Bluff, Ark.

The lone loss occurred when Neighbors was an assistant coach at Tulsa. The 13th-ranked Razorbacks defeated Tulsa, 66-49, that season.

OPEN MIKE

Want to get to know Mike Neighbors in his own words? Check out the links below for stories about Mike, his hire and his dream job at Arkansas.

Mike's First 30 Days	http://bit.ly/First30
Mike's Dream Job	http://bit.ly/MNDreamJob
Mike's Press Conference	http://bit.ly/PressConfVideo

FROM ROOKIE NOD TO NAISMITH NOMINEE

In four short years Mike Neighbors went from a Spalding Maggie Dixon Division I Rookie Coach of the Year nominee in 2014, to a Naismith Women's College Coach of the Year national semifinalist in 2017.

Neighbors guided UW to an historic campaign in 2016-17 leading the Huskies to 27 wins, it's second most in program history, and he was just one shy of the all-time a school record set in 1990 (28).

Picked to place third in the Pac-12 in the preseason poll, UW tied for second in the league with a 15-3 record, it's best conference finish since 2003. The Huskies' 15 conference wins tied for third most in program history. Washington, who entered conference play with the program-best 12 non-conference wins, clinched its first-ever bye in the first round of the Pac-12 Tournament. Washington put together an 11-game win streak and a six-game win streak in Pac-12 play in 2016-17.

COACHES COACHING AT ALMA MATER

Mike Neighbors	Arkansas, 1993
Holly Warlick	Tennessee, 1981

A couple of other coaches have SEC ties. Joni Taylor is the head coach at Georgia and a 2002 graduate of Alabama. Matthew Mitchell is a 1995 graduate of Mississippi State and is the head coach at Kentucky. Nikki Fargas graduated from Tennessee in 1994 and is the head coach at LSU. Vic Schaefer is the head coach at Mississippi State and a 1984 graduate of Texas A&M.



NEIGHBORS BY THE NUMBERS

TOP 10 MOVIES

1. A Few Good Men
2. The Hunt For Red October
3. The Silence Of The Lambs
4. Hoosiers
5. Pretty Woman
6. Moneyball
7. Top Gun
8. JFK
9. The Lion King
10. Purple Rain

See the entire list here: <http://www.imdb.com/list/ls004320428/>

He has 160 movies that are classified as 'thriller'. "Romance" is next with 152 followed by 69 "sport", 58 "mystery", and 32 "sci-fi".

TOP 10 SONGS

1. Sweet Child O' Mine (Guns N' Roses)
2. You Shook Me All Night Long (AC/DC)
3. Man In The Mirror (Michael Jackson)
4. Amarillo By Morning (George Strait)
5. Jessie's Girl (Rick Springfield)
6. Hysteria (Def Leppard)
7. Fishin' In The Dark (Nitty Gritty Dirt Band)
8. The Ballard of Curtis Loew (Lynyrd Skynyrd)
9. Wanted Dead Or Alive (Bon Jovi)
10. Let's Go Crazy (Prince)

TOP 10 TV SHOWS

1. West Wing (first three seasons)
2. The Wire
3. Breaking Bad
4. Seinfeld
5. The Newsroom
6. Prison Break
7. Arrested Development
8. Game of Thrones
9. The Sopranos
10. The Goldbergs

See the entire list here: <http://www.imdb.com/list/ls009377912/>

Neighbors has 16 comedies, 15 dramas and seven crime shows on the list.

MIKE NEIGHBORS DEVELOPS PLAYERS FOR THE NEXT LEVEL

Mike Neighbors has worked with 11 WNBA Draft Picks

YEAR	UNIVERSITY	PLAYER	ROUND	OVERALL	TEAM NOTE
2017	Washington	Kelsey Plum	1	1	San Antonio Spurs ! @
	Washington	Chantel Osahor	2	21	Chicago Sky ! @
2016	Washington	Talia Walton	3	29	Los Angeles Sparks ! @
2011	Xavier	Amber Harris	1	4	Minnesota Lynx #
	Xavier	Ta'Shia Phillips	1	8	Atlanta Dream #
	TAMU/UAFS	Tanisha Smith	2	22	Seattle Storm #
	Colorado	Brittany Spears	2	19	Phoenix Mercury *
2009	Arkansas	Shameka Christon	1	5	New York Liberty #
2008	Arkansas	Lauren Ervin	3	37	Connecticut Sun #
2006	Tulsa	Megan Moody	-	-	Houston Comets
					Free Agent #
2003	Tulsa	Allison Curtin	1	12	Houston Comets ! #
	Arkansas	Dana Cherry	2	23	Traded to Detroit Shock
					Charlotte Sting

*-Recruited but did not coach
!-At the school when player was drafted
@-Worked with player as a head coach
#-Worked with player as an assistant coach
\$-Worked with player as other (GA, etc)

FAST RISE TO ELITE RANKS

Mike Neighbors had a meteoric rise to the top as a head coach at Washington. In four seasons, he amassed 96 wins, had three NCAA Tournament appearances and reached the Final Four. Those accomplishments put him in some rare air.

FIRST FOUR YEARS AS A POWER FIVE HEAD COACH

Coach	School	Wins	NCAA Apps.	NCAA Best
Holly Warlick	Tennessee	108	4	Sweet 16
Mike Neighbors	Washington	96	3	1 Final Four
Jeff Walz	Louisville	96	3	1 Final Four
Nikki Fargas	UCLA	95	3	2nd Rnd
Vic Schaefer	Mississippi State	90	2	Sweet 16
Karen Aston	Texas	89	3	1 Elite 8
Matthew Mitchell	Kentucky	86	2	1 Elite 8
Kevin McGuff	Xavier	80	1	1 Elite 8
Dawn Staley	South Carolina	77	1	-
Brenda Frese	Minn./Maryland	72	2	-

BUILDING A FAN BASE

Mike Neighbors saw a 62.9% increase in attendance in his four seasons at Washington. Look for fan engagement to be a big part of future Razor-back programs as well.

COACHING TREE

Coach	w/Nabes	Now
Fred Castro	'14, '15, '16	HC Eastern Michigan
Adia Barnes	'14, '15	HC Arizona
Adam Call	'14	AC Eastern Michigan
Morgan Valley	'16	AC Arizona
Todd Schaefer	'16	AC Arkansas
Jasmine Lister	'16	AC DePaul



WANT TO ASK SOME GOOD QUESTIONS?

1. He has had two heart attacks
2. He keeps a lot of lists
3. His lowest moment was he eureka moment
4. He plays guitar and has a band
5. He reads really fast
6. He is an analytics nerd
7. He is a bar-game prodigy

Sign up for Mike Neighbors' newsletter and listen to his podcasts at

CoachNeighbors.com





1

RAVEN NORTHCROSS-BAKER
JUNIOR /// 5-7 /// GUARD
MALVERN, ARKANSAS
CHIPOLA JC/HS

Points	-
FG Made	-
FG Att.	-
3P Made	-
3P Att.	-
FT Made	-
FT Att.	-
Off. Rebounds	-
Def. Rebounds	-
Rebounds	-
Assists	-
Blocks	-
Steals	-
Minutes	-
*Most Recent	

CAREER HIGHS

CAREER STATS

Year	GP-GS	Min	Avg	Total			3-Point			F-Throw			Rebounds				PF	FO	Ast	TO	Blk	Stl	Pts	Avg
				FG	FGA	Pct	FG	FGA	Pct	FT	FTA	Pct	Off	Def	Tot	Avg								
15-16*	26-14	69	2.7	97	229	.424	58	149	.389	21	33	.636	47	39	86	3.3	6	-	46	32	-	58	273	10.5
16-17*	33-33	210	6.4	171	433	.395	77	247	.312	54	83	.651	74	77	151	4.6	9	-	77	44	3	56	473	14.3
Totals*	59-47	279	4.7	268	662	.405	135	396	.341	75	116	.647	121	116	237	4.0	15	-	123	76	3	114	746	12.6

*At Chipola Junior College

2017-18 GAME-BY-GAME STATS

Opponent	Date	GS	Min	TOTAL			3-PTS			FT	FTA	Pct	REBOUNDS				PF	FO	A	TO	Blk	Stl	Pts	Avg
				FG	FGA	Pct	3FG	FGA	Pct				Off	Def	Tot	Avg								
TBA																								

NOTES

17 points in exhibition including 12 points in the first quarter



3

MALICA MONK

JUNIOR /// 5-5 /// GUARD

LITTLE ROCK, ARKANSAS/HS

Points	18	Stetson	11-21-16
FG Made	6	Texas A&M	1-12-17*
FG Att.	16	Missouri State	12-11-16
3P Made	2	Texas A&M	1-12-17
3P Att.	3	Georgia	2-2-17*
FT Made	8	#4 Miss State	1-5-17
FT Att.	9	#4 Miss State	1-5-17
Off. Rebounds	3	Tennessee	2-19-17*
Def. Rebounds	5	Vanderbilt	2-23-17
Rebounds	7	Vanderbilt	2-23-17
Assists	7	Memphis	11-25-16
Blocks	3	LSU	1-8-17
Steals	6	Kentucky	2-16-17*
Minutes	38	#4 Miss State	1-5-17

*Most Recent

CAREER HIGHS

CAREER STATS

Year	GP-GS	Min	Avg	Total			3-Point			F-Throw			Rebounds				PF	FO	Ast	TO	Blk	Stl	Pts	Avg
				FG	FGA	Pct	FG	FGA	Pct	FT	FTA	Pct	Off	Def	Tot	Avg								
15-16	27-5	461	17.1	48	136	.353	2	10	.200	12	19	.632	6	23	29	1.1	60	2	47	44	5	23	110	4.1
16-17	27-27	842	31.2	96	230	.417	7	25	.280	48	71	.676	29	52	81	3.0	79	2	83	59	7	62	247	9.1
TOTAL	54-32	1303	24.1	144	366	.393	9	35	.257	60	90	.667	35	75	110	2.0	139	4	130	103	12	85	357	6.6

2016-17 GAME-BY-GAME STATS

Opponent	Date	GS	Min	TOTAL			3-PTS			FT	FTA	Pct	REBOUNDS				PF	FO	A	TO	Blk	Stl	Pts	Avg
				FG	FGA	Pct	3FG	FGA	Pct				Off	Def	Tot	Avg								
SAM HOUSTON STATE	11/11/16	*	27	5	7	.714	0	0	.000	2	2	1.000	0	2	2	2.0	2	0	3	1	0	2	12	12.0
LA-MONROE	11/13/16	*	25	2	3	.667	0	0	.000	5	6	.833	3	2	5	3.5	1	0	2	1	1	3	9	10.5
SOUTH DAKOTA	11/17/16	*	34	5	10	.500	0	0	.000	2	2	1.000	1	1	2	3.0	3	0	4	2	0	4	12	11.0
STETSON	11/21/16	*	36	6	10	.600	0	1	.000	6	6	1.000	0	3	3	3.0	2	0	5	4	0	1	18	12.8
vs Memphis	11/25/16	*	21	5	7	.714	0	1	.000	3	4	.750	2	1	3	3.0	1	0	7	2	0	4	13	12.8
vs NAVY	11/26/16	*	22	2	2	1.000	0	0	.000	0	0	.000	0	0	0	2.5	5	1	1	2	0	0	4	11.3
at Tulsa	11/30/16	*	34	2	6	.333	0	0	.000	2	2	1.000	0	4	4	2.7	3	0	4	2	0	1	6	10.6
TEXAS TECH	12/03/16	*	36	5	14	.357	1	2	.500	0	1	.000	1	2	3	2.8	0	0	4	0	0	3	11	10.6
BUTLER	12/07/16	*	35	4	8	.500	0	0	.000	3	4	.750	0	2	2	2.7	4	0	5	1	0	1	11	10.7
at Missouri State	12/11/16	*	37	6	16	.375	1	2	.500	1	4	.250	2	1	3	2.7	1	0	2	1	0	1	14	11.0
NWST	12/18/16	*	10	1	2	.500	0	0	.000	0	0	.000	0	1	1	2.5	1	0	2	0	0	1	2	10.2
ORU	12/21/16		DNP																					
HOUSTON BAPTIST	12/28/16		DNP																					
at Ole Miss	01/01/17		DNP																					
#4 MISSISSIPPI STATE	01/05/17	*	38	4	12	.333	1	2	.500	8	9	.889	0	2	2	2.5	4	0	0	1	2	3	17	10.8
LSU	01/08/17	*	34	0	6	.000	0	2	.000	6	8	.750	1	1	2	2.5	4	0	5	4	3	2	6	10.4
at Texas A&M	01/12/17		26	6	9	.667	2	3	.667	2	2	1.000	0	1	1	2.4	4	0	2	3	0	1	16	10.8
at Alabama	01/15/17	*	35	5	10	.500	0	2	.000	1	1	1.000	0	2	2	2.3	5	1	4	1	0	1	11	10.8
VANDERBILT	01/19/17	*	31	3	7	.429	0	1	.000	2	4	.500	1	3	4	2.4	3	0	3	2	0	0	8	10.6
MISSOURI	01/23/17	*	26	1	6	.167	0	0	.000	0	0	.000	2	2	4	2.5	2	0	2	2	0	4	2	10.1
at LSU	01/29/17	*	34	1	7	.143	0	0	.000	0	1	.000	1	2	3	2.6	3	0	4	4	0	1	2	9.7
UGA	02/02/17	*	36	3	13	.231	0	3	.000	1	4	.250	1	3	4	2.6	3	0	4	3	0	3	7	9.5
#4 SOUTH CAROLINA	02/05/17	*	32	1	10	.100	0	1	.000	0	0	.000	2	3	5	2.8	4	0	2	2	1	2	2	9.2
at Florida	02/09/17	*	31	4	8	.500	0	0	.000	0	0	.000	1	1	2	2.7	3	0	2	4	0	6	8	9.1
at Missouri	02/12/17	*	32	4	11	.364	0	1	.000	2	4	.500	2	0	2	2.7	3	0	2	0	0	3	10	9.1
KENTUCKY	02/16/17	*	32	4	9	.444	0	0	.000	0	3	.000	1	1	2	2.7	4	0	3	2	0	6	8	9.1
at Tennessee	02/19/17	*	35	5	10	.500	0	0	.000	1	1	1.000	3	2	5	2.8	4	0	3	4	0	2	11	9.2
at Vanderbilt	02/23/17	*	37	4	8	.500	0	1	.000	1	2	.500	2	5	7	2.9	3	0	1	4	0	3	9	9.2
AUBURN	02/26/17	*	31	4	5	.800	2	2	1.000	0	1	.000	1	3	4	3.0	3	0	4	2	0	1	10	9.2
vs Florida	03/01/17	*	35	4	14	.286	0	1	.000	0	0	.000	2	2	4	3.0	4	0	3	5	0	3	8	9.1

Totals	26	842	96	230	.417	7	25	.280	48	71	.676	29	52	81	3.0	79	2	83	59	7	62	247	9.1
---------------	-----------	------------	-----------	------------	-------------	----------	-----------	-------------	-----------	-----------	-------------	-----------	-----------	-----------	------------	-----------	----------	-----------	-----------	----------	-----------	------------	------------

Games played: 27
Minutes/game: 31.2

Points/game: 9.1
FG Pct: 41.7

3FG Pct: 28.0
FT Pct: 67.6

Rebounds/game: 3.0
Assists/game: 3.1

Turnovers/game: 2.2
Assist/turnover ratio: 1.4

Steals/game: 2.3
Blocks/game: 0.3

NOTES

Eleven consecutive games with at least one steal ... 14 points, seven assists and just one turnover in exhibition game

**4****KEIRYN SWENSON****JUNIOR /// 6-1 /// GUARD****WICHITA, KANSAS/MAIZE HS**

Points	23	vs. HBU	12-28-16
FGM	7	vs. Navy	11-26-16
FGA	13	at Ole Miss	1-1-17
3PM	4	at Ole Miss	1-1-17
3PA	9	at Ole Miss	1-1-17
FTM	8	vs. HBU	12-28-16
FTA	9	vs. HBU	12-28-16
OREB	5	at Alabama	1-15-17*
DREB	6	vs. NSU	12-18-15*
REB	9	at Alabama	1-15-17*
AST	2	vs. NSU	12-18-15*
BLK	2	vs. HBU	12-28-16*
STL	2	at Vanderbilt	2-23-17*
MIN	37	at Ole Miss	1-1-17

*Most Recent

CAREER HIGHS**CAREER STATS**

Year	GP-GS	Min	Avg	Total			3-Point			F-Throw			Rebounds				PF	FO	Ast	TO	Blk	Stl	Pts	Avg
				FG	FGA	Pct	FG	FGA	Pct	FT	FTA	Pct	Off	Def	Tot	Avg								
15-16	29-1	373	12.9	27	84	.321	5	21	.238	19	27	.704	34	34	68	2.3	26	0	7	15	4	10	78	2.7
16-17	30-11	709	23.6	89	179	.497	31	71	.437	30	39	.769	53	71	124	4.1	56	0	15	28	17	16	239	8.0
TOTAL	59-12	1082	18.3	116	263	.441	36	92	.391	49	66	.742	87	105	192	3.3	82	0	22	43	21	26	317	5.4

2016-17 GAME-BY-GAME STATS

Opponent	Date	GS	Min	TOTAL			3-PTS			FT	FTA	Pct	REBOUNDS				PF	FO	A	TO	Blk	Stl	Pts	Avg	
				FG	FGA	Pct	3FG	FGA	Pct				Off	Def	Tot	Avg									
SAM HOUSTON STATE	11/11/16		23	2	6	.333	1	3	.333	0	0	.000	0	5	5	5.0	3	0	1	2	0	1	5	5.0	
LA-MONROE	11/13/16		23	5	7	.714	2	3	.667	1	1	1.000	2	4	6	5.5	0	0	1	0	1	1	13	9.0	
SOUTH DAKOTA	11/17/16		18	1	3	.333	0	1	.000	1	2	.500	5	1	6	5.7	0	0	0	0	1	0	3	7.0	
STETSON	11/21/16		20	3	5	.600	2	2	1.000	1	2	.500	1	1	2	4.8	2	0	0	1	0	1	9	7.5	
vs Memphis	11/25/16		20	4	7	.571	1	2	.500	1	1	1.000	1	1	2	4.2	1	0	1	0	0	0	10	8.0	
vs NAVY	11/26/16		34	7	12	.583	2	3	.667	0	0	.000	1	2	3	4.0	1	0	0	0	1	1	16	9.3	
at Tulsa	11/30/16		12	0	2	.000	0	2	.000	0	0	.000	0	2	2	3.7	2	0	0	0	0	0	0	8.0	
TEXAS TECH	12/03/16		18	2	3	.667	1	1	1.000	3	4	.750	1	4	5	3.9	0	0	1	1	1	0	8	8.0	
BUTLER	12/07/16		23	6	7	.857	3	3	1.000	0	0	.000	0	3	3	3.8	0	0	0	1	2	1	15	8.8	
at Missouri State	12/11/16		21	2	3	.667	0	1	.000	1	1	1.000	4	1	5	3.9	2	0	0	2	2	0	5	8.4	
NWST	12/18/16		25	4	9	.444	1	3	.333	2	2	1.000	3	6	9	4.4	3	0	2	0	0	0	11	8.6	
ORU	12/21/16		23	0	2	.000	0	1	.000	0	0	.000	1	2	3	4.3	3	0	0	0	2	0	0	7.9	
HOUSTON BAPTIST	12/28/16	*	31	6	8	.750	3	3	1.000	8	9	.889	4	3	7	4.5	1	0	1	1	2	1	23	9.1	
at Ole Miss	01/01/17	*	37	6	13	.462	4	9	.444	3	3	1.000	1	3	4	4.4	1	0	0	1	1	1	19	9.8	
#4 MISSISSIPPI STATE	01/05/17	*	30	1	8	.125	0	3	.000	0	0	.000	3	4	7	4.6	1	0	1	2	1	1	2	9.3	
LSU	01/08/17		20	3	4	.750	2	3	.667	2	2	1.000	2	2	4	4.6	3	0	0	2	0	0	10	9.3	
at Texas A&M	01/12/17		25	3	5	.600	1	3	.333	3	4	.750	2	1	3	4.5	0	0	0	1	1	0	10	9.4	
at Alabama	01/15/17		21	4	9	.444	2	2	1.000	2	3	.667	5	4	9	4.7	2	0	0	4	0	1	12	9.5	
VANDERBILT	01/19/17	*	19	3	4	.750	1	2	.500	1	1	1.000	0	4	4	4.7	4	0	1	1	0	0	8	9.4	
MISSOURI	01/23/17	*	27	1	4	.250	0	2	.000	0	0	.000	1	2	3	4.6	0	0	0	1	0	0	2	9.1	
at LSU	01/29/17		14	0	1	.000	0	0	.000	0	0	.000	0	1	1	4.4	1	0	0	0	0	0	0	8.6	
UGA	02/02/17		14	1	3	.333	1	2	.500	0	0	.000	0	1	1	4.3	3	0	0	0	0	1	3	8.4	
#4 SOUTH CAROLINA	02/05/17		22	3	8	.375	0	4	.000	0	0	.000	3	1	4	4.3	2	0	1	2	0	0	6	8.3	
at Florida	02/09/17		32	1	5	.200	1	3	.333	0	0	.000	0	2	2	4.2	2	0	0	1	1	0	3	8.0	
at Missouri	02/12/17	*	23	3	6	.500	1	3	.333	1	2	.500	2	0	2	4.1	4	0	1	0	1	0	8	8.0	
KENTUCKY	02/16/17	*	27	4	6	.667	0	0	.000	0	0	.000	2	1	3	4.0	2	0	0	1	0	1	8	8.0	
at Tennessee	02/19/17	*	19	0	3	.000	0	1	.000	0	0	.000	0	3	3	4.0	4	0	1	0	0	0	0	7.7	
at Vanderbilt	02/23/17	*	30	5	8	.625	0	2	.000	0	2	.000	4	3	7	4.1	4	0	1	1	0	2	10	7.8	
AUBURN	02/26/17	*	29	5	9	.556	2	4	.500	0	0	.000	4	1	5	4.1	1	0	1	3	0	1	12	8.0	
vs Florida	03/01/17	*	29	4	9	.444	0	0	.000	0	0	.000	1	3	4	4.1	4	0	1	0	0	2	8	8.0	
Totals			11	709	89	179	.497	31	71	.437	30	39	.769	53	71	124	4.1	56	0	15	28	17	16	239	8.0
Games played: 30	Points/game: 8.0			3FG Pct: 43.7			Rebounds/game: 4.1			Turnovers/game: 0.9			Steals/game: 0.5												
Minutes/game: 23.6	FG Pct: 49.7			FT Pct: 76.9			Assists/game: 0.5			Assist/turnover ratio: 0.5			Blocks/game: 0.6												

NOTESSaw a 206.4% increase in scoring between freshman and sophomore seasons (78 vs. 239 points) ... **SEC Winter Academic Honor Roll** (2016-17) ... **SEC First-Year Academic Honor Roll** (2015-16)



10

KIARA WILLIAMS
SOPHOMORE /// 6-1 /// FORWARD
LITTLE ROCK, ARKANSAS
LITTLE ROCK CENTRAL HS

CAREER HIGHS

Points	9	vs. ULM	11-13-16
FGM	4	vs. ULM	11-13-16
FGA	6	vs. ULM	11-13-16
3PM	0		
3PA	0		
FTM	2	vs. Missouri	1-23-17
FTA	5	vs. Missouri	1-23-17
OREB	5	vs. Georgia	2-2-17
DREB	4	at Alabama	1-15-17*
REB	7	vs. Georgia	2-2-17
AST	2	vs. Georgia	2-2-17
BLK	1	vs. Kentucky	2-16-17*
STL	2	vs. Florida	2-9-17*
MIN	26	vs. South Carolina	2-5-17

*Most Recent

CAREER STATS

Year	GP-GS	Min	Avg	Total			3-Point			F-Throw			Rebounds				PF	FO	Ast	TO	Blk	Stl	Pts	Avg
				FG	FGA	Pct	FG	FGA	Pct	FT	FTA	Pct	Off	Def	Tot	Avg								
16-17	20-5	227	11.4	26	48	.542	0	0	.000	10	26	.385	24	31	55	2.8	34	1	3	15	5	9	62	3.1
TOTAL	20-5	227	11.4	26	48	.542	0	0	.000	10	26	.385	24	31	55	2.8	34	1	3	15	5	9	62	3.1

2016-17 GAME-BY-GAME STATS

Opponent	Date	GS	Min	TOTAL			3-PTS			REBOUNDS															
				FG	FGA	Pct	3FG	FGA	Pct	FT	FTA	Pct	Off	Def	Tot	Avg	PF	FO	A	TO	Blk	Stl	Pts	Avg	
SAM HOUSTON STATE	11/11/16		5	0	1	.000	0	0	.000	0	0	.000	0	1	1	1.0	0	0	0	1	0	1	0	0.0	
LA-MONROE	11/13/16		14	4	6	.667	0	0	.000	1	4	.250	2	3	5	3.0	4	0	0	0	0	0	9	4.5	
SOUTH DAKOTA	11/17/16		DNP																						
STETSON	11/21/16		0	0	0	.000	0	0	.000	0	0	.000	0	0	0	2.0	0	0	0	0	0	0	0	3.0	
vs Memphis	11/25/16		8	3	4	.750	0	0	.000	0	0	.000	2	4	6	3.0	2	0	0	0	0	0	6	3.8	
vs NAVY	11/26/16		DNP																						
at Tulsa	11/30/16		8	1	2	.500	0	0	.000	1	2	.500	1	2	3	3.0	0	0	0	0	0	0	3	3.6	
TEXAS TECH	12/03/16		DNP																						
BUTLER	12/07/16		10	1	1	1.000	0	0	.000	0	0	.000	1	2	3	3.0	2	0	0	1	0	1	2	3.3	
at Missouri State	12/11/16		12	1	2	.500	0	0	.000	0	2	.000	1	2	3	3.0	1	0	0	0	1	0	2	3.1	
NWST	12/18/16		14	0	2	.000	0	0	.000	0	2	.000	0	1	1	2.8	4	0	1	3	1	0	0	2.8	
ORU	12/21/16		DNP																						
HOUSTON BAPTIST	12/28/16		DNP																						
at Ole Miss	01/01/17		DNP																						
#4 MISSISSIPPI STATE	01/05/17		DNP																						
LSU	01/08/17		DNP																						
at Texas A&M	01/12/17		DNP																						
at Alabama	01/15/17		15	3	3	1.000	0	0	.000	1	1	1.000	2	4	6	3.1	3	0	0	4	0	1	7	3.2	
VANDERBILT	01/19/17		15	1	1	1.000	0	0	.000	0	2	.000	2	0	2	3.0	1	0	0	0	0	0	2	3.1	
MISSOURI	01/23/17		13	2	5	.400	0	0	.000	2	5	.400	2	1	3	3.0	3	0	0	0	0	0	6	3.4	
at LSU	01/29/17	*	16	1	3	.333	0	0	.000	2	2	1.000	1	3	4	3.1	5	1	0	3	2	0	4	3.4	
UGA	02/02/17	*	22	3	5	.600	0	0	.000	0	3	.000	5	2	7	3.4	0	0	2	1	0	1	6	3.6	
#4 SOUTH CAROLINA	02/05/17	*	26	1	3	.333	0	0	.000	2	2	1.000	1	2	3	3.4	3	0	0	0	0	2	4	3.6	
at Florida	02/09/17	*	14	1	2	.500	0	0	.000	0	0	.000	1	0	1	3.2	3	0	0	0	0	2	2	3.5	
at Missouri	02/12/17		5	1	1	1.000	0	0	.000	0	0	.000	0	0	0	3.0	0	0	0	1	0	0	2	3.4	
KENTUCKY	02/16/17		4	0	2	.000	0	0	.000	0	0	.000	0	2	2	2.9	0	0	0	0	1	0	0	3.2	
at Tennessee	02/19/17		3	0	0	.000	0	0	.000	0	0	.000	0	0	0	2.8	0	0	0	0	0	0	0	3.1	
at Vanderbilt	02/23/17	*	4	0	0	.000	0	0	.000	0	0	.000	0	0	0	2.6	2	0	0	1	0	0	0	2.9	
AUBURN	02/26/17		DNP																						
vs Florida	03/01/17		19	3	5	.600	0	0	.000	1	1	1.000	3	2	5	2.8	1	0	0	0	0	1	7	3.1	
Totals			5	227	26	48	.542	0	0	.000	10	26	.385	24	31	55	2.8	34	1	3	15	5	9	62	3.1
Games played: 20	Points/game: 3.1		FT Pct: 38.5		Assists/game: 0.2		Assist/turnover ratio: 0.2		Blocks/game: 0.3																
Minutes/game: 11.4	FG Pct: 54.2		Rebounds/game: 2.8		Turnovers/game: 0.8		Steals/game: 0.5																		

NOTES

Enjoys Marvel movies



13

GRAYCE SPANGLER
FRESHMAN /// 5-10 /// GUARD
FAYETTEVILLE, ARKANSAS/HS

Points	-
FG Made	-
FG Att.	-
3P Made	-
3P Att.	-
FT Made	-
FT Att.	-
Off. Rebounds	-
Def. Rebounds	-
Rebounds	-
Assists	-
Blocks	-
Steals	-
Minutes	-
*Most Recent	

CAREER HIGHS

CAREER STATS

Year	GP-GS	Min	Avg	Total			3-Point			F-Throw			Rebounds				PF	FO	Ast	TO	Blk	Stl	Pts	Avg
				FG	FGA	Pct	FG	FGA	Pct	FT	FTA	Pct	Off	Def	Tot	Avg								

2017-18 GAME-BY-GAME STATS

Opponent	Date	GS	Min	TOTAL			3-PTS					REBOUNDS				PF	FO	A	TO	Blk	Stl	Pts	Avg
				FG	FGA	Pct	3FG	FGA	Pct	FT	FTA	Pct	Off	Def	Tot	Avg							
TBA																							

NOTES

Father Shannon lettered as a linebacker (1989) and mother, Stacy, was a member of the Pom Squad at Arkansas.



14 **JAILYN MASON**
SOPHOMORE /// 5-9 /// GUARD
MASON, OHIO
WILLIAM MASON HS

CAREER HIGHS

Points	19	vs. ORU	12-21-16
FGM	9	vs. ORU	12-21-16
FGA	15	at Missouri	2-12-17*
3PM	3	vs. Vanderbilt	1-19-17
3PA	6	vs. Vanderbilt	1-19-17
FTM	2	vs. Vanderbilt	1-19-17*
FTA	2	vs. Vanderbilt	1-19-17*
OREB	4	vs. Texas Tech	12-3-16
DREB	6	at Missouri	2-12-17*
REB	9	vs. Texas Tech	12-3-16
AST	11	vs. HBU	12-28-16
BLK	1	at Tennessee	2-19-17*
STL	4	at Florida	2-9-17*
MIN	40	vs. ORU	12-21-16

*Most Recent

CAREER STATS

Year	GP-GS	Min	Avg	Total			3-Point			F-Throw			Rebounds				PF	FO	Ast	TO	Blk	Stl	Pts	Avg
				FG	FGA	Pct	FG	FGA	Pct	FT	FTA	Pct	Off	Def	Tot	Avg								
16-17	30-30	894	29.8	100	256	.391	19	53	.358	7	11	.636	21	96	117	3.9	72	2	93	56	8	31	226	7.5
TOTAL	30-30	894	29.8	100	256	.391	19	53	.358	7	11	.636	21	96	117	3.9	72	2	93	56	8	31	226	7.5

2016-17 GAME-BY-GAME STATS

Opponent	Date	GS	Min	TOTAL			3-PTS			REBOUNDS															
				FG	FGA	Pct	3FG	FGA	Pct	FT	FTA	Pct	Off	Def	Tot	Avg	PF	FO	A	TO	Blk	Stl	Pts	Avg	
SAM HOUSTON STATE	11/11/16	*	36	2	9	.222	1	2	.500	0	0	.000	0	4	4	4.0	1	0	5	2	0	3	5	5.0	
LA-MONROE	11/13/16	*	18	2	4	.500	0	1	.000	0	0	.000	0	0	0	2.0	4	0	2	1	0	0	4	4.5	
SOUTH DAKOTA	11/17/16	*	30	3	7	.429	2	3	.667	2	2	1.000	0	2	2	2.0	1	0	2	0	0	1	10	6.3	
STETSON	11/21/16	*	31	5	10	.500	1	1	1.000	0	1	.000	1	5	6	3.0	1	0	2	0	0	0	11	7.5	
vs Memphis	11/25/16	*	25	4	7	.571	1	1	1.000	0	0	.000	1	3	4	3.2	3	0	2	3	0	0	9	7.8	
vs NAVY	11/26/16	*	28	4	7	.571	1	2	.500	0	0	.000	0	5	5	3.5	4	0	5	1	0	0	9	8.0	
at Tulsa	11/30/16	*	26	4	8	.500	0	0	.000	0	0	.000	1	5	6	3.9	3	0	2	2	0	0	8	8.0	
TEXAS TECH	12/03/16	*	31	4	8	.500	0	0	.000	1	2	.500	4	5	9	4.5	1	0	3	1	0	0	9	8.1	
BUTLER	12/07/16	*	34	0	4	.000	0	0	.000	0	0	.000	2	4	6	4.7	0	0	5	3	0	1	0	7.2	
at Missouri State	12/11/16	*	22	0	6	.000	0	1	.000	0	0	.000	1	2	3	4.5	2	0	0	0	0	1	0	6.5	
NWST	12/18/16	*	36	3	7	.429	1	3	.333	0	0	.000	2	3	5	4.5	0	0	3	4	1	3	7	6.5	
ORU	12/21/16	*	40	9	15	.600	0	1	.000	1	2	.500	0	6	6	4.7	2	0	3	1	0	0	19	7.6	
HOUSTON BAPTIST	12/28/16	*	33	5	11	.455	0	1	.000	0	0	.000	0	4	4	4.6	1	0	11	0	1	4	10	7.8	
at Ole Miss	01/01/17	*	36	5	11	.455	0	0	.000	0	0	.000	0	5	5	4.6	4	0	10	1	1	0	10	7.9	
#4 MISSISSIPPI STATE	01/05/17	*	35	3	12	.250	0	0	.000	1	2	.500	0	3	3	4.5	5	1	2	2	2	1	7	7.9	
LSU	01/08/17	*	33	1	4	.250	0	2	.000	0	0	.000	0	3	3	4.4	2	0	2	2	0	1	2	7.5	
at Texas A&M	01/12/17		29	3	8	.375	0	1	.000	0	0	.000	0	4	4	4.4	2	0	2	1	0	2	6	7.4	
at Alabama	01/15/17	*	31	7	13	.538	1	2	.500	0	0	.000	0	6	6	4.5	3	0	4	3	0	1	15	7.8	
VANDERBILT	01/19/17	*	34	6	11	.545	3	6	.500	2	2	1.000	2	4	6	4.6	4	0	1	3	1	1	17	8.3	
MISSOURI	01/23/17	*	34	3	10	.300	0	2	.000	0	0	.000	1	1	2	4.5	4	0	0	1	1	0	6	8.2	
at LSU	01/29/17	*	35	2	7	.286	1	2	.500	0	0	.000	0	0	0	4.2	1	0	2	2	0	4	5	8.0	
UGA	02/02/17	*	26	3	11	.273	2	3	.667	0	0	.000	1	3	4	4.2	4	0	3	3	0	3	8	8.0	
#4 SOUTH CAROLINA	02/05/17	*	19	1	7	.143	1	4	.250	0	0	.000	0	1	1	4.1	1	0	4	2	0	0	3	7.8	
at Florida	02/09/17	*	27	6	10	.600	1	4	.250	0	0	.000	1	2	3	4.0	2	0	2	3	0	4	13	8.0	
at Missouri	02/12/17	*	33	4	15	.267	2	5	.400	0	0	.000	0	6	6	4.1	5	1	2	1	0	0	10	8.1	
KENTUCKY	02/16/17	*	36	5	11	.455	1	1	1.000	0	0	.000	1	4	5	4.2	3	0	4	5	0	0	11	8.2	
at Tennessee	02/19/17	*	26	2	8	.250	0	1	.000	0	0	.000	0	1	1	4.0	2	0	2	3	1	0	4	8.1	
at Vanderbilt	02/23/17	*	32	3	7	.429	0	1	.000	0	0	.000	0	2	2	4.0	4	0	2	2	0	1	6	8.0	
AUBURN	02/26/17	*	20	0	2	.000	0	2	.000	0	0	.000	1	2	3	3.9	2	0	1	2	0	0	0	7.7	
vs Florida	03/01/17	*	18	1	6	.167	0	1	.000	0	0	.000	2	1	3	3.9	1	0	5	2	0	0	2	7.5	
Totals			29	894	100	256	.391	19	53	.358	7	11	.636	21	96	117	3.9	72	2	93	56	8	31	226	7.5
Games played: 30		Points/game: 7.5			3FG Pct: 35.8			Rebounds/game: 3.9			Turnovers/game: 1.9			Steals/game: 1.0											
Minutes/game: 29.8		FG Pct: 39.1			FT Pct: 63.6			Assists/game: 3.1			Assist/turnover ratio: 1.7			Blocks/game: 0.3											

NOTES

Has a large Jordan shoe collection ... Would like to be a sports photographer



20 SYDNEY STOUT

SOPHOMORE /// 6-0 /// FORWARD

BIXBY, OKLAHOMA/BIXBY HS

Points	8	vs. HBU	12-28-16
FGM	3	vs. HBU	12-28-16
FGA	5	vs. HBU	12-28-16
3PM	2	vs. HBU	12-28-16
3PA	4	vs. HBU	12-28-16
FTM	2	at Texas A&M	1-12-17
FTA	4	at Texas A&M	1-12-17
OREB	1	vs. Georgia	2-2-17*
DREB	6	vs. HBU	12-28-16
REB	6	vs. HBU	12-28-16
AST	1	vs. Missouri	1-23-17
BLK	1	vs. ULM	11-13-16
STL	0		
MIN	15	vs. HBU	12-28-16

*Most Recent

CAREER HIGHS

CAREER STATS

Year	GP-GS	Min	Avg	FG	Total FGA	Pct	3-Point FG	3-Point FGA	3-Point Pct	F-Throw FT	F-Throw FTA	Pct	Off	Rebounds Def	Rebounds Tot	Avg	PF	FO	Ast	TO	Blk	Stl	Pts	Avg
16-17	15-0	72	4.8	5	14	.357	4	12	.333	2	4	.500	2	9	11	0.7	15	0	1	2	1	0	16	1.1
TOTAL	15-0	72	4.8	5	14	.357	4	12	.333	2	4	.500	2	9	11	0.7	15	0	1	2	1	0	16	1.1

2016-17 GAME-BY-GAME STATS

Opponent	Date	GS	Min	TOTAL		3-PTS			REBOUNDS															
				FG	Pct	3FG	FGA	Pct	FT	FTA	Pct	Off	Def	Tot	Avg	PF	FO	A	TO	Blk	Stl	Pts	Avg	
SAM HOUSTON STATE	11/11/16		3	0	0	.000	0	0	.000	0	0	.000	0	0	0	0.0	0	0	0	0	0	0	0	0.0
LA-MONROE	11/13/16		6	0	2	.000	0	2	.000	0	0	.000	0	0	0	0.0	1	0	0	0	1	0	0	0.0
SOUTH DAKOTA	11/17/16		DNP																					
STETSON	11/21/16		DNP																					
vs Memphis	11/25/16		4	1	1	1.000	1	1	1.000	0	0	.000	0	1	1	0.3	2	0	0	0	0	0	3	1.0
vs NAVY	11/26/16		DNP																					
at Tulsa	11/30/16		DNP																					
TEXAS TECH	12/03/16		DNP																					
BUTLER	12/07/16		DNP																					
at Missouri State	12/11/16		DNP																					
NWST	12/18/16		DNP																					
ORU	12/21/16		DNP																					
HOUSTON BAPTIST	12/28/16		15	3	5	.600	2	4	.500	0	0	.000	0	6	6	1.8	1	0	0	2	0	0	8	2.8
at Ole Miss	01/01/17		DNP																					
#4 MISSISSIPPI STATE	01/05/17		DNP																					
LSU	01/08/17		DNP																					
at Texas A&M	01/12/17		9	0	2	.000	0	1	.000	2	4	.500	1	0	1	1.6	3	0	0	0	0	0	2	2.6
at Alabama	01/15/17		DNP																					
VANDERBILT	01/19/17		DNP																					
MISSOURI	01/23/17		5	1	1	1.000	1	1	1.000	0	0	.000	0	0	0	1.3	1	0	1	0	0	0	3	2.7
at LSU	01/29/17		5	0	0	.000	0	0	.000	0	0	.000	0	0	0	1.1	1	0	0	0	0	0	0	2.3
UGA	02/02/17		6	0	2	.000	0	2	.000	0	0	.000	1	1	2	1.3	2	0	0	0	0	0	0	2.0
#4 SOUTH CAROLINA	02/05/17		2	0	0	.000	0	0	.000	0	0	.000	0	0	0	1.1	0	0	0	0	0	0	0	1.8
at Florida	02/09/17		DNP																					
at Missouri	02/12/17		3	0	0	.000	0	0	.000	0	0	.000	0	0	0	1.0	1	0	0	0	0	0	0	1.6
KENTUCKY	02/16/17		1	0	0	.000	0	0	.000	0	0	.000	0	1	1	1.0	0	0	0	0	0	0	0	1.5
at Tennessee	02/19/17		5	0	0	.000	0	0	.000	0	0	.000	0	0	0	0.9	0	0	0	0	0	0	0	1.3
at Vanderbilt	02/23/17		6	0	1	.000	0	1	.000	0	0	.000	0	0	0	0.8	3	0	0	0	0	0	0	1.2
AUBURN	02/26/17		0	0	0	.000	0	0	.000	0	0	.000	0	0	0	0.8	0	0	0	0	0	0	0	1.1
vs Florida	03/01/17		2	0	0	.000	0	0	.000	0	0	.000	0	0	0	0.7	0	0	0	0	0	0	0	1.1
Totals		0	72	5	14	.357	4	12	.333	2	4	.500	2	9	11	0.7	15	0	1	2	1	0	16	1.1
Games played: 15	Points/game: 1.1	3FG Pct: 33.3		Rebounds/game: 0.7		Turnovers/game: 0.1		Blocks/game: 0.1																
Minutes/game: 4.8	FG Pct: 35.7	FT Pct: 50.0		Assists/game: 0.1		Assist/turnover ratio: 0.5																		

NOTES

SEC First-Year Academic Honor Roll (2016-17) ... Eleven consecutive games without a turnover



21 DEVIN COSPER

GRADUATE /// 5-10 /// GUARD

COFFEYVILLE, KANSAS

COFFEYVILLE CC

FIELD KINDLEY HS

CAREER HIGHS

Points	20	vs. Tennessee	3-3-16
FGM	8	vs. Tennessee	3-3-16
FGA	19	vs. Tennessee	3-3-16*
	19	at Auburn	1-24-16 OT
3PM	4	vs. Auburn	2-26-17
3PA	9	at Butler	12-13-15
	9	at Auburn	1-24-16 OT*
FTM	7	New Orleans	12-30-15
FTA	8	New Orleans	12-30-15
OREB	2	at Alabama	1-15-17*
DREB	7	vs. LSU	1-8-17
	8	at Auburn	1-24-16 OT
REB	7	vs. LSU	1-8-17
	9	at Auburn	1-24-16 OT
AST	6	vs. ORU	12-21-16
BLK	3	MVSU	12-28-15
STL	4	vs. Vanderbilt	1-19-17*
MIN	37	at Butler	12-13-15
	42	at Auburn	1-24-16 OT

*Most Recent

CAREER STATS

Year	GP-GS	Min	Avg	FG	Total FGA	Pct	3-Point FG	3-Point FGA	3-Point Pct	F-Throw FT	F-Throw FTA	Pct	Off	Def	Rebounds Tot	Avg	Pf	FO	Ast	TO	Blk	Stl	Pts	Avg
15-16	30-25	792	26.4	97	293	.331	25	104	.240	50	72	.694	16	83	99	3.3	57	0	42	74	5	34	269	9.0
16-17	29-9	563	19.4	72	195	.369	23	75	.307	20	27	.741	7	58	65	2.2	43	2	45	40	6	28	187	6.4
TOTAL	59-34	1355	23.0	169	488	.346	48	179	.268	70	99	.707	23	141	164	2.8	100	2	87	114	11	62	456	7.7

2016-17 GAME-BY-GAME STATS

Opponent	Date	GS	Min	FG	Total FGA	Pct	3FG	3-PTS FGA	Pct	FT	FTA	Pct	Off	Def	REBOUNDS Tot	Avg	Pf	FO	A	TO	Blk	Stl	Pts	Avg
SAM HOUSTON STATE	11/11/16		DNP																					
LA-MONROE	11/13/16		18	2	5	.400	0	2	.000	2	2	1.000	0	1	1	1.0	0	0	5	0	1	4	6	6.0
SOUTH DAKOTA	11/17/16		6	0	1	.000	0	0	.000	0	0	.000	0	2	2	1.5	0	0	0	0	0	0	0	3.0
STETSON	11/21/16		9	0	2	.000	0	2	.000	0	0	.000	0	0	0	1.0	0	0	1	0	0	0	0	2.0
vs Memphis	11/25/16		17	4	7	.571	0	3	.000	0	0	.000	0	2	2	1.3	4	0	2	1	0	0	8	3.5
vs NAVY	11/26/16		15	1	4	.250	0	2	.000	0	0	.000	0	2	2	1.4	0	0	3	0	0	2	2	3.2
at Tulsa	11/30/16		9	0	3	.000	0	1	.000	1	2	.500	1	1	2	1.5	1	0	0	1	0	0	1	2.8
TEXAS TECH	12/03/16		11	1	4	.250	0	1	.000	0	0	.000	0	5	5	2.0	0	0	4	0	0	0	2	2.7
BUTLER	12/07/16		21	5	9	.556	1	1	1.000	2	4	.500	0	2	2	2.0	0	0	0	3	0	2	13	4.0
at Missouri State	12/11/16		30	5	17	.294	3	7	.429	5	7	.714	0	4	4	2.2	2	0	1	1	0	3	18	5.6
NWST	12/18/16		21	4	6	.667	1	2	.500	0	0	.000	0	2	2	2.2	0	0	3	2	1	1	9	5.9
ORU	12/21/16	*	37	5	14	.357	0	3	.000	0	0	.000	0	3	3	2.3	0	0	6	2	1	2	10	6.3
HOUSTON BAPTIST	12/28/16	*	28	2	9	.222	1	1	1.000	0	0	.000	0	3	3	2.3	1	0	3	2	1	1	5	6.2
at Ole Miss	01/01/17	*	33	4	9	.444	0	2	.000	1	1	1.000	0	3	3	2.4	3	0	2	1	0	2	9	6.4
#4 MISSISSIPPI STATE	01/05/17	*	18	2	3	.667	0	0	.000	2	3	.667	1	0	1	2.3	0	0	2	2	0	0	6	6.4
LSU	01/08/17	*	27	6	12	.500	3	8	.375	0	0	.000	0	7	7	2.6	2	0	2	6	1	1	15	6.9
at Texas A&M	01/12/17		15	1	6	.167	0	2	.000	0	0	.000	0	2	2	2.6	4	0	1	0	0	1	2	6.6
at Alabama	01/15/17	*	33	5	14	.357	0	4	.000	0	0	.000	2	2	4	2.6	4	0	0	3	0	1	10	6.8
VANDERBILT	01/19/17	*	33	3	11	.273	1	4	.250	4	4	1.000	1	3	4	2.7	3	0	3	3	0	4	11	7.1
MISSOURI	01/23/17	*	27	3	9	.333	1	2	.500	0	0	.000	0	0	0	2.6	1	0	1	3	0	1	7	7.1
at LSU	01/29/17		13	0	5	.000	0	0	.000	0	0	.000	1	1	2	2.6	0	0	0	0	0	0	0	6.7
UGA	02/02/17		24	3	5	.600	3	4	.750	0	0	.000	0	2	2	2.5	5	1	1	1	0	1	9	6.8
#4 SOUTH CAROLINA	02/05/17		13	1	5	.200	1	4	.250	0	0	.000	1	1	2	2.5	1	0	1	1	0	0	3	6.6
at Florida	02/09/17		22	4	9	.444	0	4	.000	2	2	1.000	0	1	1	2.4	1	0	1	3	0	0	10	6.8
at Missouri	02/12/17		21	0	6	.000	0	4	.000	0	0	.000	0	4	4	2.5	3	0	0	0	0	0	0	6.5
KENTUCKY	02/16/17		6	0	1	.000	0	0	.000	0	0	.000	0	0	0	2.4	0	0	0	2	0	0	0	6.2
at Tennessee	02/19/17		7	1	2	.500	1	2	.500	0	0	.000	0	2	2	2.4	0	0	0	0	0	0	3	6.1
at Vanderbilt	02/23/17		7	2	3	.667	1	2	.500	0	0	.000	0	2	2	2.4	1	0	0	1	0	0	5	6.1
AUBURN	02/26/17		22	5	7	.714	4	5	.800	0	0	.000	0	1	1	2.3	2	0	2	1	0	1	14	6.4
vs Florida	03/01/17		20	3	7	.429	2	3	.667	1	2	.500	0	0	0	2.2	5	1	1	2	0	1	9	6.4
Totals			8	563	72	195	.369	23	75	.307	20	.741	7	58	65	2.2	43	2	45	40	6	28	187	6.4
Games played: 29	Points/game: 6.4	3FG Pct: 30.7	Rebounds/game: 2.2	Turnovers/game: 1.4	Steals/game: 1.0																			
Minutes/game: 19.4	FG Pct: 36.9	FT Pct: 74.1	Assists/game: 1.6	Assist/turnover ratio: 1.1	Blocks/game: 0.2																			

NOTES

SEC First-Year Academic Honor Roll (2016) ... SEC Academic Honor Roll (2016-17) ... Graduated in May 2017 with degree in journalism ... Currently pursuing her master's degree in sport administration ... 29 consecutive games played ... Four consecutive games with a made 3-pointer ... 31 points with six 3-pointers in exhibition game



22

BAILEY ZIMMERMAN

JUNIOR /// 6-0 /// FORWARD

ST. VINCENT, ARKANSAS

WONDERVIEW HS

CAREER HIGHS

Points	14	at Missouri	2-12-17
FGM	4	at Missouri	2-12-17*
FGA	11	at Missouri	2-12-17
3PM	3	vs. Kentucky	2-16-17*
3PA	7	at Butler	12-13-15
FTM	4	vs. S. Carolina	2-5-17*
FTA	6	at Missouri	2-12-17
OREB	4	at Missouri	2-12-17
DREB	6	at Alabama	1-15-17
REB	7	at Alabama	1-15-17*
AST	3	vs. Kentucky	2-16-17*
BLK	3	vs. LSU	1-8-17*
STL	2	at Missouri	2-12-17*
MIN	34	vs. Kentucky	2-16-17

*Most Recent

CAREER STATS

Year	GP-GS	Min	Avg	Total			3-Point			F-Throw			Rebounds				PF	FO	Ast	TO	Blk	Stl	Pts	Avg
				FG	FGA	Pct	FG	FGA	Pct	FT	FTA	Pct	Off	Def	Tot	Avg								
15-16	20-1	174	8.7	6	48	.125	4	33	.121	7	12	.583	12	9	21	1.1	9	0	4	15	2	4	23	1.2
16-17	30-23	627	20.9	45	144	.313	24	84	.286	20	39	.513	35	80	115	3.8	46	0	28	37	10	19	134	4.5
TOTAL	50-24	801	16.0	51	192	.266	28	117	.239	27	51	.529	47	89	136	2.7	55	0	32	52	12	23	157	3.1

2016-17 GAME-BY-GAME STATS

Opponent	Date	GS	Min	TOTAL			3-PTS			FT	FTA	Pct	REBOUNDS				PF	FO	A	TO	Blk	Stl	Pts	Avg
				FG	FGA	Pct	3FG	FGA	Pct				Off	Def	Tot	Avg								
SAM HOUSTON STATE	11/11/16	*	32	3	6	.500	2	5	.400	1	2	.500	2	3	5	5.0	1	0	3	1	0	1	9	9.0
LA-MONROE	11/13/16	*	18	1	7	.143	0	3	.000	1	2	.500	2	5	7	6.0	0	0	2	0	0	1	3	6.0
SOUTH DAKOTA	11/17/16	*	15	2	4	.500	2	3	.667	1	2	.500	2	2	4	5.3	3	0	1	0	0	0	7	6.3
STETSON	11/21/16	*	24	2	4	.500	1	3	.333	0	0	.000	0	4	4	5.0	1	0	1	2	0	0	5	6.0
vs Memphis	11/25/16	*	22	1	4	.250	1	4	.250	0	0	.000	0	3	3	4.6	2	0	2	2	0	2	3	5.4
vs NAVY	11/26/16	*	13	0	1	.000	0	1	.000	0	0	.000	1	6	7	5.0	2	0	3	1	0	1	0	4.5
at Tulsa	11/30/16	*	30	4	6	.667	2	3	.667	1	1	1.000	1	3	4	4.9	1	0	0	2	0	1	11	5.4
TEXAS TECH	12/03/16	*	24	2	6	.333	1	3	.333	0	0	.000	1	3	4	4.8	2	0	0	1	1	0	5	5.4
BUTLER	12/07/16	*	25	1	4	.250	1	3	.333	1	4	.250	1	2	3	4.6	3	0	3	1	0	1	4	5.2
at Missouri State	12/11/16	*	31	2	7	.286	0	2	.000	4	4	1.000	3	1	4	4.5	0	0	2	1	0	2	8	5.5
NWST	12/18/16	*	26	3	5	.600	0	2	.000	0	2	.000	1	2	3	4.4	1	0	1	2	0	2	6	5.5
ORU	12/21/16	*	29	1	4	.250	0	1	.000	1	4	.250	1	5	6	4.5	0	0	0	1	1	0	3	5.3
HOUSTON BAPTIST	12/28/16	*	20	1	4	.250	1	4	.250	0	0	.000	0	4	4	4.5	2	0	1	1	1	2	3	5.2
at Ole Miss	01/01/17	*	22	0	1	.000	0	1	.000	0	0	.000	0	2	2	4.3	1	0	1	4	0	1	0	4.8
#4 MISSISSIPPI STATE	01/05/17		25	2	6	.333	0	2	.000	1	3	.333	2	5	7	4.5	3	0	0	3	1	1	5	4.8
LSU	01/08/17		11	1	3	.333	0	1	.000	0	3	.000	1	2	3	4.4	3	0	0	2	1	0	2	4.6
at Texas A&M	01/12/17		20	0	6	.000	0	2	.000	0	0	.000	2	0	2	4.2	2	0	0	0	0	0	0	4.4
at Alabama	01/15/17	*	25	0	4	.000	0	3	.000	0	0	.000	1	6	7	4.4	3	0	2	2	0	1	0	4.1
VANDERBILT	01/19/17		12	2	6	.333	0	3	.000	0	0	.000	1	1	2	4.3	0	0	0	2	0	0	4	4.1
MISSOURI	01/23/17		13	1	2	.500	1	2	.500	2	2	1.000	1	3	4	4.3	2	0	1	2	1	2	5	4.2
at LSU	01/29/17	*	14	3	4	.750	1	1	1.000	0	0	.000	2	2	4	4.2	0	0	0	3	3	0	7	4.3
UGA	02/02/17	*	24	2	8	.250	1	5	.200	0	0	.000	1	3	4	4.2	2	0	0	0	0	0	5	4.3
#4 SOUTH CAROLINA	02/05/17	*	22	1	4	.250	1	4	.250	4	4	1.000	0	2	2	4.1	1	0	0	0	0	0	7	4.4
at Florida	02/09/17	*	10	0	1	.000	0	1	.000	0	0	.000	0	1	1	4.0	2	0	0	1	0	0	0	4.3
at Missouri	02/12/17	*	32	4	11	.364	3	6	.500	3	6	.500	4	1	5	4.0	2	0	2	0	0	0	14	4.6
KENTUCKY	02/16/17	*	34	3	9	.333	3	5	.600	0	0	.000	3	3	6	4.1	3	0	3	1	0	0	9	4.8
at Tennessee	02/19/17	*	17	0	5	.000	0	3	.000	0	0	.000	0	2	2	4.0	1	0	0	0	0	0	0	4.6
at Vanderbilt	02/23/17		5	0	0	.000	0	0	.000	0	0	.000	0	0	0	3.9	0	0	0	0	0	0	0	4.5
AUBURN	02/26/17		6	0	3	.000	0	2	.000	0	0	.000	0	0	0	3.8	0	0	0	0	0	0	0	4.3
vs Florida	03/01/17	*	26	3	9	.333	3	6	.500	0	0	.000	2	4	6	3.8	3	0	0	2	1	1	9	4.5

Totals 23 627 45 144 .313 24 84 .286 20 39 .513 35 80 115 3.8 46 0 28 37 10 19 134 4.5

Games played: 30
Minutes/game: 20.9

Points/game: 4.5
FG Pct: 31.3

3FG Pct: 28.6
FT Pct: 51.3

Rebounds/game: 3.8
Assists/game: 0.9

Turnovers/game: 1.2
Assist/turnover ratio: 0.8

Steals/game: 0.6
Blocks/game: 0.3

NOTES

SEC Academic Honor Roll (2016-17)



24

TAYLAH THOMAS
FRESHMAN /// 6-1 /// FORWARD
ARLINGTON, TEXAS
MANSFIELD TIMBERVIEW HS

Points	-
FG Made	-
FG Att.	-
3P Made	-
3P Att.	-
FT Made	-
FT Att.	-
Off. Rebounds	-
Def. Rebounds	-
Rebounds	-
Assists	-
Blocks	-
Steals	-
Minutes	-
*Most Recent	

CAREER HIGHS

CAREER STATS

Year	GP-GS	Min	Avg	Total			3-Point			F-Throw			Rebounds				PF	FO	Ast	TO	Blk	Stl	Pts	Avg
				FG	FGA	Pct	FG	FGA	Pct	FT	FTA	Pct	Off	Def	Tot	Avg								
TBA																								

2017-18 GAME-BY-GAME STATS

Opponent	Date	GS	Min	TOTAL			3-PTS			FT	FTA	Pct	Off	REBOUNDS			PF	FO	A	TO	Blk	Stl	Pts	Avg
				FG	FGA	Pct	3FG	FGA	Pct					Def	Tot	Avg								
TBA																								

NOTES

TBA



30

MACY WEAVER
FRESHMAN /// 6-3 /// FORWARD
DAVIS JUNCTION, ILLINOIS
STILLMAN VALLEY HS

Points	-
FG Made	-
FG Att.	-
3P Made	-
3P Att.	-
FT Made	-
FT Att.	-
Off. Rebounds	-
Def. Rebounds	-
Rebounds	-
Assists	-
Blocks	-
Steals	-
Minutes	-
*Most Recent	

CAREER HIGHS

CAREER STATS

Year	GP-GS	Min	Avg	Total			3-Point			F-Throw			Rebounds				PF	FO	Ast	TO	Blk	Stl	Pts	Avg
				FG	FGA	Pct	FG	FGA	Pct	FT	FTA	Pct	Off	Def	Tot	Avg								
TBA																								

2017-18 GAME-BY-GAME STATS

Opponent	Date	GS	Min	FG	TOTAL		3-PTS			FT	FTA	Pct	Off	REBOUNDS			PF	FO	A	TO	Blk	Stl	Pts	Avg
					FGA	Pct	3FG	FGA	Pct					Def	Tot	Avg								
TBA																								

NOTES

TBA



0-A'Tyanna Gaulden
RSo | G | 5-7



1-Raven Northcross-Baker
Jr | G | 5-7



3-Malica Monk
Jr | G | 5-5



4-Keiryn Swenson
Jr | G/F | 6-1



10-Kiara Williams
So | F/C | 6-1



13-Grayce Spangler
Fr | G | 5-11



14-Jailyn Mason
So | G | 5-9



20-Sydney Stout
So | F | 6-0



21-Devin Cospers
Gr. | G | 5-10



22-Bailey Zimmerman
Jr | G/F | 6-0



24-Taylah Thomas
Fr | F | 6-1



30-Macy Weaver
Fr | F | 6-3



33-Chelsea Dungee
RSo | G | 5-11



Mike Neighbors
Arkansas, 1993
First Season



Lacey Goldwire
Oklahoma State, 2010
First Season



Todd Schaefer
Thomas More College, 1995
First Season



Pauline Love
Southern Miss, 2010
First Season



NOVEMBER 2, 2017

NORTHEASTERN STATE

ARKANSAS

Bud Walton Arena
Fayetteville, Arkansas

74

82

Devin Cosper dropped in 31 points leading four players in double figures in exhibition action. It was the 14th-consecutive exhibition game win for Arkansas and the first under head coach Mike Neighbors.



NOVEMBER 10, 2017

SAM HOUSTON STATE

ARKANSAS

Bud Walton Arena
Fayetteville, Arkansas
Elementary Day

TBA

TBA

Northeastern State Univ. 74

#		Player	Total	3-Ptr	Rebounds			PF	TP	A	TO	Blk	Stl	Min		
FG	FGA	FT	FTA	Off	Def	Tot										
24	f	Strange, Destiny	3-10	0-4	0-0	1	3	4	3	6	3	1	0	0	29	
12		Griffin, Miranda	6-11	5-9	0-2	1	4	5	2	17	3	0	0	0	27	
14	g	Hayes, Cenia	2-6	2-6	2-2	1	4	5	0	8	0	1	0	1	18	
21		Brooks, Tree	2-7	1-3	3-4	0	1	1	3	8	1	2	0	0	20	
23	g	Eldred, Bailee	2-7	1-1	2-2	2	6	8	3	7	3	2	0	2	20	
04		Hill, Alexis	1-2	1-2	0-2	0	0	0	3	3	1	1	0	0	19	
15		Cunningham, Cailey	0-2	0-1	0-0	2	0	2	0	0	1	0	0	0	7	
20		Long, Caitlyn	3-6	1-3	2-2	3	4	7	1	9	1	0	0	0	24	
32		Blevins, Lauryn	4-10	1-3	2-2	2	4	6	4	11	0	2	3	2	17	
33		Bertrand, Joi	0-4	0-0	2-2	1	1	2	2	2	0	4	1	1	12	
34		Hellyer, Morgan	1-3	1-3	0-0	1	0	1	1	3	0	1	0	0	7	
		Team				1	4	5								
		Totals	24-68	13-35	13-18	15	31	46	22	74	13	14	4	7	200	
1st FG %:		5-18	27.8%	2nd FG %:	8-17	47.1%	3rd FG %:	4-14	28.6%	4th FG %:	7-19	36.8%	Game:	24-68	35.3%	Deadball
3FG %:		2-8	25.0%	3FG %:	8-11	72.7%	3FG %:	1-6	16.7%	3FG %:	4-10	40.0%	3FG %:	13-35	37.1%	Rebounds
FT %:		2-2	100.0%	FT %:	2-2	100.0%	FT %:	4-6	66.7%	FT %:	5-8	62.5%	FT %:	13-18	72.2%	3,3

Arkansas 82

#	Player	Total	3-Ptr	Rebounds			PF	TP	A	TO	Blk	Stl	Min			
		FG-FGA	FG-FGA	FT-FTA	Off	Def										
22	WILLIAMS, Kiara	f	2-3	0-0	1-2	4	2	6	3	5	0	0	1	0	13	
10	ZIMMERMAN, Bailey	f	0-7	0-4	0-0	2	2	4	2	0	1	2	0	1	30	
03	MONK, Malica	g	4-14	0-2	6-8	2	3	5	3	14	7	1	0	3	34	
14	MASON, Jailyn	g	4-12	1-3	0-0	0	7	7	1	9	3	2	1	2	31	
21	COSPER, Devin	g	11-23	6-9	3-4	1	4	5	1	31	1	2	1	2	29	
01	NORTHCROSS-BAKER,		4-8	3-6	6-10	1	2	3	1	17	2	1	0	4	23	
04	SWENSON, Keiryn		0-2	0-0	0-0	1	2	3	2	0	2	0	0	0	9	
13	SPANGLER, Grayce		0-1	0-0	0-0	0	0	0	0	0	0	0	0	0	2	
20	STOUT, Sydney		0-0	0-0	0-0	0	0	0	0	0	0	0	0	0	2	
34	THOMAS, Taylah		3-4	0-1	0-1	3	5	8	1	6	0	0	0	0	24	
20	WEAVER, Macy		0-0	0-0	0-0	2	0	2	0	0	0	1	0	0	3	
Team						0	3	3								
Totals			28-74	10-25	16-25	16	30	46	14	82	16	9	3	12	200	
1st FG %:		5-17	29.4%	2nd FG %:	4-18	22.2%	3rd FG %:	7-18	38.9%	4th FG %:	12-21	57.1%	Game:	28-74	37.8%	Deadball
3FG %:		3-8	37.5%	3FG %:	1-5	20.0%	3FG %:	1-4	25.0%	3FG %:	5-8	62.5%	3FG %:	10-25	40.0%	Rebounds
FT %:		7-10	70.0%	FT %:	6-8	75.0%	FT %:	3-5	60.0%	FT %:	0-2	0.0%	FT %:	16-25	64.0%	5,1

Officials: Brian Hall, Luis Gonzalez, Katie Lukanich
Technical fouls: Northeastern State Univ.-None, Arkansas-None.
Attendance: 1200
EXHIBITION GAME
Estimated Actual Attendance: 816

Score by periods	1st	2nd	3rd	4th	Total
Northeastern State Univ.	14	24	13	23	74
Arkansas	20	15	18	29	82

Points	In	Off	2nd	Fast
NESU	14	6	13	2
AR	30	14	9	12

Last FG - NESU 4th-00:35, AR 4th-01:01.
Largest lead - NESU by 5 3rd-09:05, AR by 13 1st-03:09.
NESU led for 09:13, AR led for 24:08. Game was tied for 06:39.

Score tied - 9 times.
Lead changed - 6 times.



NOVEMBER 12, 2017

SAMFORD

ARKANSAS

Bud Walton Arena
Fayetteville, Arkansas

TBA

TBA



NOVEMBER 16, 2017

ARKANSAS

NEBRASKA

Pinnacle Bank Arena
Lincoln, Nebraska

TBA

TBA